

**Department of Social Services  
Support Divisions**

**Fiscal Year 2021 Budget Request  
Book 1 of 6**

**Jennifer Tidball, Acting Director**



# **Table of Contents**



**TABLE OF CONTENTS**

**DEPARTMENT WIDE REQUESTS AND SUPPORTS DIVISIONS**

Department Overview ..... 1

Department Placemat ..... 3

State Auditor’s Report and Oversight Evaluations..... 6

Programs Subject to MO Sunset Act ..... 7

Department Request Summary .....10

Supplemental – Receipts and Disbursements Additional Authority.....12

Supplemental – Food Distribution Program .....15

Supplemental – Supplemental Nursing Care.....20

Supplemental – Foster Care Children’s Account.....25

Supplemental – Child Welfare .....27

Supplemental – Hospital FRA Increase .....34

Supplemental – MO HealthNet .....37

Supplemental – Nursing Facilities Capital Investment.....43

Supplemental – Pharmacy Zolgensma .....46

Supplemental – Physician Payments Safety Net FFS Authority .....49

NDI – Pay Plan FY 2020 Cost to Continue .....52

NDI – Market Adjustment Pay Plan FY 2020 Cost to Continue.....76

NDI – Mileage Reimbursement Rate Increase .....90

Core – Office of the Director ..... 117

Core – Federal Grants and Donations ..... 125

Core – Human Resource Center ..... 132

Core – Missouri Medicaid Audit and Compliance ..... 143

Core – Systems Management ..... 155

Core – Recovery Audit Contract ..... 164

Core – Division of Finance and Administrative Services ..... 171

Core – Legal Expense Fund Transfer..... 190

Core – Revenue Maximization ..... 195

Core – Receipts and Disbursements ..... 202

NDI – Receipts and Disbursements Additional Authority Cost to Continue..... 209

Core – County Detention Payments ..... 212

Core – Division of Legal Services ..... 220



# **Department Overview**







The Missouri Department of Social Services (DSS) was constitutionally established in 1974. It is charged with the health and general welfare of the people of primary public concern; to secure them there shall be established a department of social services; to provide appropriate public welfare services to promote, safeguard and protect the social well-being and general welfare of children; to help maintain and strengthen family life; and, to provide such public welfare services to aid needy persons who can be so helped to become self-supporting or capable of self-care.

The department has six divisions (Children's Division, Family Support Division, MO HealthNet Division, Division of Youth Services, Division of Finance and Administrative Services, and Division of Legal Services) and four offices (Human Resource Center, Missouri Medicaid Audit and Compliance, State Technical Assistance Team, and Strategic Performance and Innovations) reporting to the Office of the Director. The Office of the Director oversees and coordinates the divisions' programs and services.

### **Mission**

We will lead the nation in building the capacity of individuals, families, and communities to secure and sustain healthy, safe, and productive lives.

### **Themes (Areas of Emphasis) and Planned CY 2019 Accomplishments**

During calendar year 2019, DSS as a department set to accomplish the following goals working across divisions, state departments, and with other stakeholder groups. These goals were linked to five Themes or areas of emphasis that will remain constant over several years. The Themes and related goals are discussed below.

- **Combat Substance Use**
  - Combat the opioid crisis through medication assisted and alternative therapies
  - Develop and deploy maternal, fetal, and infant substance use programs
  - Implement Managed Care plans' requirements to support Project Extension for Community Healthcare Outcomes
  - Develop and implement provisions of the Support for Patients and Communities Act
  - Develop and deploy a substance use disorder intervention model for families
  
- **Strengthen Child Welfare System**
  - Develop and implement the provisions of the Family First Prevention and Services Act
  - Streamline and strengthen the investigation process
  - Safely reduce and sustain overdue investigations

- Reduce entry and length of stay in congregate care
- Increase adoption resources and enhance timely permanency
- **Move Families to Economic Sustainability**
  - Align and coordinate state sponsored programs to move individuals to meaningful and sustaining employment
  - Strengthen customer experience across the department
  - Partner with external agencies to develop and implement family resource advocates
  - Increase the percent of paying child support cases statewide
  - Promote departmental inclusion by implementing Inclusive Excellence strategies
- **Transform Medicaid**
  - Develop, facilitate, and execute the Medicaid Rapid Transformation roadmap
  - Develop programs and build resources for the foster children population, with emphasis on electronic health record, medical passport, and clinical support teams
  - Enhance preventive behavioral health factor programs (smoking cessation, obesity, and diabetes)
- **Revitalize Organizational Infrastructure**
  - Enhance professional skills and workforce leadership (Engage, Missouri Way, Reflect, Leadership Academy, Heart of Coaching, and Continuous Improvement)
  - Build strong, cross department and divisional teams
  - Revamp a workforce development strategy through retention and recruitment
  - Identify and prioritize information technology projects
  - Enhance program integrity for recipients and providers

### **Transformation Initiatives**

To help drive success in accomplishing 2019 initiatives, DSS has implemented department-wide transformation initiatives. The DSS has adopted two improvement models relating directly to the intricacies of the social services and public sector realm; the LEAN Improvement Model and the Theory of Constraints (TOC) Transformation Improvement Model. The LEAN approach empowers people through problem-solving and coaching to identify and eliminate waste. TOC is a cost-conscious approach seeking to maximize overall system output by using evidence-based, data analytics to identify and remove bottlenecks or constraints. Additionally, as a result of the Organizational Health Index (OHI) Survey conducted in July 2017, the DSS initiated an aggressive campaign to engage and re-engage employees at all levels of the organization. The OHI and transformation initiatives were designed to ensure that voices are heard, ideas are shared and acted upon, and that exciting cross-collaborations are built.

# **Department Placemat**





# MISSOURI Department of Social Services



2019 Version 1.0

## ASPIRATION

We will lead the nation in building the capacity of individuals, families, and communities to secure and sustain healthy, safe, and productive lives.

## THEMES

### Combat Substance Use

- Combat opioid crisis through medication assisted and alternative therapies
- Develop and deploy maternal, fetal, and infant substance use programs
- Implement Managed Care plans' requirement to support Project Extension for Community Healthcare Outcomes
- Develop and implement provisions of the Support for Patients and Communities Act
- Develop and deploy a substance use disorder intervention model for families

### Strengthen Child Welfare System

- Develop and implement provisions of Family First Prevention and Services Act
- Streamline and strengthen investigation process
- Safely reduce and sustain overdue investigations
- Safely reduce children in foster care
- Reducing entry and length of stay in congregate care
- Increase adoption resources and enhance timely permanency

### Move Families to Economic Sustainability

- Align and coordinate state sponsored programs to move individuals to meaningful and sustaining employment
- Strengthen customer experience across department
- Partner with external agencies to develop and implement family resource advocates
- Increase percent of paying child support cases statewide
- Promote departmental inclusion by implementing Inclusive Excellence strategies

### Transform Medicaid

- Develop, facilitate , and execute Medicaid Rapid Transformation roadmap
- Develop programs and build resources for foster children population with emphasis on electronic health record, medical passport, and clinical support teams
- Enhance preventive behavioral health factor programs (smoking cessation, obesity, and diabetes)

### Revitalize Organizational Infrastructure

- Enhance professional skills and leadership in workforce (Engage, Missouri Way, Reflect, Leadership Academy, Heart of Coaching, and Continuous Improvement)
- Build strong, cross department and divisional teams
- Revamp workforce development strategy through retention and recruitment
- Identify and prioritize information technology projects
- Enhance program integrity for recipients and providers

## **Department Strategic Overview: FY21 Budget**

### **Mission**

We will lead the nation in building the capacity of individuals, families, and communities to secure and sustain healthy, safe, and productive lives.

### **Highlights from FY19-FY20**

DSS accomplished the following tasks as a department working across divisions, state departments, and with stakeholder groups:

- The MO HealthNet Division hired a Chief Transformation Officer and established the Office of Medicaid Transformation. This office will implement Medicaid transformation efforts, to modernize the care delivery system, improve program integrity and implement accessible, value-based care in Medicaid. The goal is for Missouri's Medicaid program to be best in class.
- DSS began a cross-department collaboration to provide employment supports for Temporary Assistance for Needy Families (TANF) and Supplemental Nutrition Assistance Program (SNAP) participants, including justice-involved Missourians.
  - Increased outreach to SNAP recipients regarding the SkillUP program, which provides employment and training services. Expanded SkillUP program resources from 40 to more than 270 sites, offering employment and training services to SNAP and TANF recipients.
- DSS convened a multi-disciplinary stakeholder task force (Child Safety Taskforce) to evaluate policy and practice surrounding child abuse and neglect investigations and child safety. The taskforce issued a report with recommendations for changes the department and other members of the child welfare community can make to enhance the child abuse and neglect investigation process and improve safety outcomes for Missouri children.
- To address the backlog of foster care cases permanency goals of termination of parental rights and adoption, DSS hired 15 full-time attorneys and contracted with an additional 15 attorneys to achieve permanency for children in the custody of Children's Division. More than 579 children achieved permanency and attorneys are actively engaged in moving an additional 1700 children to permanency.
- The Family Support Division conducted 19 eligibility specialist conferences for approximately 1,200 staff to enhance policy training and improve error trends.
- DSS engaged team members at several levels in leadership and project management trainings. Twenty-four team members received Lean/Six Sigma Green Belt certifications and 245 team members completed The Missouri Way in 2019.

## **FY20 Priorities**

- **Workforce Development:**

- The Department of Social Services (DSS) will continue to partner with other state agencies, employers, and community partners to build Missouri's workforce capacity.
- Many public assistance benefit recipients are underemployed, rather than unemployed, and the cross-department work group looks for education and training opportunities to build the capacity of those individuals.
- DSS evaluates and engages with communities to identify impediments to individuals reaching their full employment potential and implements strategic plans to remove these barriers to move families to economic independence and maximize return on investment.
- Additional funds for Excel Centers (adult high schools) and child care will enable parents to utilize child care to enter, re-enter, or sustain participation in the workforce.

- **Medicaid Transformation:**

- MO HealthNet (MHD) is committed to transforming the Missouri Medicaid program to best in class. The Transformation team will be focused on planning initiatives on payment modernization and quality care for participants.
- This work will allow MHD to explore value-based purchasing, focused on quality of healthcare for all Missourians. MHD is also exploring care coordination pilots for Missourians who are seniors or permanently and totally disabled. As of June 30, 2019, this population accounts for 27 percent of Medicaid enrollment but 63 percent of Medicaid expenditures.

- **Foster Care Alignment:**

- Children's Division will implement recommendations from the Child Safety Taskforce to improve the child abuse and neglect investigations.
- DSS continues to emphasize safely and timely moving children to permanency, through reunification, adoption, or guardianship.
- DSS will continue to engage stakeholders and communities in meaningful conversations and opportunities to transform Missouri's child welfare system through the federal Families First Prevention Services Act. To ensure maximum participation and planning for sustainable, meaningful change, Missouri has requested to change its implementation target date from 2019 to September 2021.

- **Raise the Age:**

- The Division of Youth Services continues to plan and prepare for the implementation of Raise the Age to accommodate changes that will affect youth in the deep-end of the Missouri juvenile justice system.

## **FY22 Preview**

- DSS will plan, make decisions and allocate resources to support:
  - Child and youth safety and wellbeing
  - Economic independence for all Missourians
  - Medicaid transformation
- DSS team communication, development and recognition will be paramount to ensure DSS programs serve Missouri citizens
- DSS will continue look for opportunities to provide Missouri citizens more integrated services both internally and externally, recognizing the intersectionality of department services with others at the local, state, and federal level.





# **State Auditor's Reports and Oversight Evaluations**



### State Auditor's Reports and Oversight Evaluations

Program or Division Name	Type of Report	Date Issued	Website
State of Missouri Single Audit Year Ended June 30, 2015	State Auditor's Report Report No. 2016-016	03/2016	<a href="http://www.auditor.mo.gov">www.auditor.mo.gov</a> Audit Reports
State of Missouri Single Audit Year Ended June 30, 2016	State Auditor's Report Report No. 2017-018	03/2017	<a href="http://www.auditor.mo.gov">www.auditor.mo.gov</a> Audit Reports
State of Missouri Single Audit Year Ended June 30, 2017	State Auditor's Report Report No. 2018-016	03/2018	<a href="http://www.auditor.mo.gov">www.auditor.mo.gov</a> Audit Reports
Social Services/Family Support Division Supplemental Nutrition Assistance Program (SNAP) Data Analytics Program	State Auditor's Report Report No. 2018-032	06/2018	<a href="http://www.auditor.mo.gov">www.auditor.mo.gov</a> Audit Reports
Domestic Violence Shelter Funding Year Ended December 31, 2017	State Auditor's Report Report No. 2018-087	09/2018	<a href="http://www.auditor.mo.gov">www.auditor.mo.gov</a> Audit Reports
Social Services/Family Support Division Temporary Assistance for Needy Families (TANF) Data Analytics	State Auditor's Report Report No. 2018-105	10/2018	<a href="http://www.auditor.mo.gov">www.auditor.mo.gov</a> Audit Reports
Social Services/MO HealthNet Division Home and Community Based Services	State Auditor's Report Report No. 2018-125	12/2018	<a href="http://www.auditor.mo.gov">www.auditor.mo.gov</a> Audit Reports
Social Services/Children's Division Child Abuse and Neglect Hotline Unit	State Auditor's Report Report No. 2018-133	12/2018	<a href="http://www.auditor.mo.gov">www.auditor.mo.gov</a> Audit Reports
Social Services/MO HealthNet Division Prescription Drug Oversight	State Auditor's Report Report No. 2018-134	12/2018	<a href="http://www.auditor.mo.gov">www.auditor.mo.gov</a> Audit Reports
State of Missouri Single Audit Year Ended June 30, 2018	State Auditor's Report Report No. 2019-021	03/2019	<a href="http://www.auditor.mo.gov">www.auditor.mo.gov</a> Audit Reports

The chart above includes audits released by the State Auditor's Office in FY16, FY17, FY18, and FY19.



# **Programs Subject to MO Sunset Act**



**Department of Social Services Programs Subject to Missouri Sunset Act or Expiration Date\***

<b>Program</b>	<b>Statutes Establishing</b>	<b>Sunset Date*</b>	<b>Termination Date</b>	<b>Review Status</b>
Supplemental Nutrition Assistance Program (SNAP) - Pilot Program for Access to Fresh Food	§208.018 Sunset Clause: §208.018.6	August 28, 2020	September 1, 2021	SB 680 (2014) authorized a Pilot Program to supplement the Supplemental Nutrition Assistance Program. The pilot program allows SNAP participants, with access and ability, to purchase fresh food at farmers' markets.
Ground Ambulance Service Reimbursement Allowance	§190.800 - 190.839 Expiration Date: §190.839	September 30, 2020		SB 29 (2019) extended the expiration date for the Ground Ambulance Service Reimbursement Allowance to September 30, 2020. SB 775 (2018) extended the expiration date for the Ground Ambulance Service Reimbursement Allowance to September 30, 2019. HB 1534 (2016) extended the expiration date for the Ground Ambulance Service Reimbursement Allowance to September 30, 2018. The Ground Ambulance Service Reimbursement Allowance is a critical funding stream to provide state matching funds for federal reimbursement under the state/federal Medicaid program.
Nursing Facility Reimbursement Allowance	§198.401 - 198.439 Expiration Date: §198.439	September 30, 2020		SB 29 (2019) extended the expiration date for the Nursing Facility Reimbursement Allowance to September 30, 2020. SB 775 (2018) extended the expiration date for the Nursing Facility Reimbursement Allowance to September 30, 2019. HB 1534 (2016) extended the expiration date of the Nursing Facility Reimbursement Allowance to September 30, 2018. The Nursing Facility Reimbursement Allowance is a critical funding stream to provide state matching funds for federal reimbursement under the state/federal Medicaid program.
Medicaid Managed Care Organization Reimbursement Allowance	§208.437 Expiration Date: §208.437.5	September 30, 2020		SB 29 (2019) extended the expiration date for the Medicaid Managed Care Reimbursement Allowance to September 30, 2020. SB 775 (2018) extended the expiration date of the Medicaid Managed Care Reimbursement Allowance to September 30, 2019. HB 1534 (2016) extended the expiration date of the Medicaid Managed Care Reimbursement Allowance to September 30, 2018. Although allowable in statute, current federal law does not allow the state to operate the MO HealthNet Managed Care Reimbursement Allowance because it is not a broad based tax.

<b>Program</b>	<b>Statutes Establishing</b>	<b>Sunset Date*</b>	<b>Termination Date</b>	<b>Review Status</b>
Federal Reimbursement Allowance	§208.453 - 208.480 Expiration Date: §208.480	September 30, 2020		SB 29 extended the expiration date for the Federal Reimbursement Allowance to September 30, 2020. SB 775 (2018) extended the expiration date of the Federal Reimbursement Allowance to September 30, 2019. HB 1534 (2016) extended the expiration date of the Federal Reimbursement Allowance to September 30, 2018. The Federal Reimbursement Allowance (hospital tax) is a critical funding stream to provide state matching funds for federal reimbursement under the state/federal Medicaid program.
Pharmacy Tax	§ 338.500 - 338.550 Expiration Date: §338.550.2	September 30, 2020		SB 29 (2019) extended the expiration date for the Pharmacy Tax to September 30, 2020. SB 775 (2018) extended the expiration date of the Pharmacy Tax to September 30, 2019. HB 1534 (2016) extended the expiration date of the Pharmacy Tax to September 30, 2018. The Pharmacy Tax is a critical funding stream to provide state matching funds for federal reimbursement under the state/federal Medicaid program.
Assessment on Intermediate Care Facilities for the Intellectually Disabled	§633.401 Expiration Date: §633.401.16	September 30, 2020		SB 29 (2019) extended the expiration date for the Intermediate Care Facility for the Intellectually Disabled Reimbursement Allowance to September 30, 2020. SB 775 (2018) extended the termination date of the Intermediate Care Facility for the Intellectually Disabled Reimbursement Allowance to September 30, 2019. HB 1534 (2016) extended the termination date of the Intermediate Care Facility for the Intellectually Disabled Reimbursement Allowance to September 30, 2018. The Assessment on Intermediate Care Facilities for the Intellectually Disabled is a critical funding stream to provide state matching funds for federal reimbursement to under the state/federal Medicaid program.
Missouri Rx Plan	§208.780 - 208.798 Termination Date: §208.798	August 28, 2022		SB 139 (2017) extended the termination date to August 28, 2022. SB 754 extended the termination date to August 28, 2017. HB 412 (2011) extended the termination date for the Missouri Rx Program from the Missouri Senior Rx Program to August 28, 2014. The Missouri Rx Program provides prescription drug assistance benefits to the elderly and disabled.
Disproportionate share hospital payments	§208.482 Expiration Date: §208.482.2	September 30, 2022		SB 210 (2015) authorized the restriction on disproportionate share audit recoupments from any tier 1 safety net hospital.



<b>Program</b>	<b>Statutes Establishing</b>	<b>Sunset Date*</b>	<b>Termination Date</b>	<b>Review Status</b>
Contributions to Maternity Homes Tax Credit	§135.600 Sunset Clause: §136.600.9	December 31, 2024	September 1, 2025	HBs 1288, 1377 & 2050 (2018) extended the sunset date of the Contributions to Maternity Homes Tax Credit to December 31, 2024. HB 1132 (2014) authorized the Contributions to Maternity Homes Tax Credit to June 30, 2020. The Maternity Homes Tax Credit is an amount equal to fifty percent of the amount the taxpayer contributed to a maternity home.
Diaper Bank Tax Credit	§135.621 Sunset Clause: §135.621.11	December 31, 2024	September 1, 2025	HBs 1288, 1377 & 2050 (2018) authorized the Diaper Bank Tax Credit. The Diaper Bank Tax Credit sunsets December 31, 2024. Beginning July 1, 2019, a taxpayer is allowed to claim a tax credit in an amount equal to fifty percent of the amount of the taxpayer's contributions to a diaper bank.
Ticket-to-Work Health Assurance Program	§208.146 Expiration Date: §208.146.7	August 28, 2025		SB 514 (2019) extended the termination date for the Ticket-to-Work Program to August 28, 2025. SB 577 (2007) authorized the Ticket-to-Work Program. SB 127 (2013) extended the termination date to August 28, 2019. The Ticket-to-Work Program allows medical assistance to be paid for a person who is employed, subject to appropriations and in accordance with the federal Ticket to Work and Work Incentives Improvement Act of 1999.
Champion For Children Tax Credit	§135.341 Sunset Clause: §135.341.9	December 31, 2025	September 1, 2026	HBs 1288, 1377 & 2050 (2018) extended the sunset date of the Champion For Children Tax Credit to December 31, 2025. SBs 20, 15 & 19 (2013) authorized the Champion For Children Tax Credit to December 31, 2019. The Champion For Children Tax Credit may be claimed for an amount up to fifty percent of a contribution to three qualified agencies: CASA, child advocacy centers, or crisis care centers.
Pregnancy Resource Center Tax Credit	§135.630 Sunset Clause: §135.630.9	Sunset Removed		HB 126 (2019) removed section 23.253 (MO Sunset Act) from this section 135.630. HBs 1288, 1377 & 2050 (2018) extended the sunset December 31, 2024. SBs 20, 15, & 19 (2013) reauthorized the Pregnancy Resource Center Tax Credit with a sunset of December 31, 2019. HB 1485 (2006) authorized the Pregnancy Resource Center Tax Credit. The Credit sunset August 28, 2012. The Pregnancy Resource Center Tax Credit allows people to claim tax credits for donations to qualified pregnancy resource centers.



# **Department Request Summary**



**DEPARTMENT OF SOCIAL SERVICES  
FISCAL YEAR 2021 BRASS SECTION SUMMARY**

Decision Item Name	2021 DEPARTMENT REQUEST				
	FTE	GR	FF	OF	Total
<b>Office of the Director</b>					
Core	3.25	141,909	151,543	31,515	324,967
NDI- Pay Plan CTC	0.00	2,521	1,769	0	4,290
NDI- Mileage Reimbursement		134	19	0	153
<i>Total</i>	3.25	144,564	153,331	31,515	329,410
<b>Federal Grants and Donations</b>					
Core	0.00	0	4,443,552	33,999	4,477,551
NDI- Mileage Reimbursement		0	1,805	0	1,805
<i>Total</i>	0.00	0	4,445,357	33,999	4,479,356
<b>Human Resource Center</b>					
Core	10.52	286,236	237,537	0	523,773
NDI- Pay Plan CTC		4,695	2,443	0	7,138
NDI- Mileage Reimbursement		0	12	0	12
<i>Total</i>	10.52	290,931	239,992	0	530,923
<b>MO Medicaid Audit &amp; Compliance</b>					
Core	80.05	1,694,395	2,508,778	318,471	4,521,644
NDI- Pay Plan CTC	0.00	23,292	19,555	1,383	44,230
NDI- CBIZ CTC		18,829	10,688	950	30,467
NDI- Mileage Reimbursement		61	24	30	115
<i>Total</i>	80.05	1,736,577	2,539,045	320,834	4,596,456
<b>Systems Management</b>					
Core	0.00	917,552	4,082,448	0	5,000,000
<i>Total</i>	0.00	917,552	4,082,448	0	5,000,000
<b>Recovery Audit &amp; Compliance Contract</b>					
Core	0.00	0	0	1,200,000	1,200,000
<i>Total</i>	0.00	0	0	1,200,000	1,200,000
<b>Finance and Administrative Services</b>					
Core	65.95	2,242,492	1,279,600	1,254,314	4,776,406
NDI- Pay Plan CTC		30,884	12,933	63	43,880
NDI- CBIZ CTC		50,678	10,020	0	60,698
NDI- Mileage Reimbursement		111	92	0	203
<i>Total</i>	65.95	2,324,165	1,302,645	1,254,377	4,881,187
<b>Revenue Maximization</b>					
Core	0.00	0	3,250,000	0	3,250,000
<i>Total</i>	0.00	0	3,250,000	0	3,250,000

**DEPARTMENT OF SOCIAL SERVICES  
FISCAL YEAR 2021 BRASS SECTION SUMMARY**

Decision Item Name	2021 DEPARTMENT REQUEST				
	FTE	GR	FF	OF	Total
<b>Receipt &amp; Disbursement - Refunds</b>					
Core	0.00	0	12,348,789	3,221,100	15,569,889
NDI- Receipts and Disbursements Automation		0	2,428,211	672,900	3,101,111
<i>Total</i>	0.00	0	14,777,000	3,894,000	18,671,000
<b>County Detention Payments</b>					
Core	0.00	1,354,000	0	0	1,354,000
<i>Total</i>	0.00	1,354,000	0	0	1,354,000
<b>Legal Services</b>					
Core	129.88	1,915,889	3,613,862	862,141	6,391,892
NDI- Pay Plan CTC	0.00	39,760	37,857	8,890	86,507
NDI- CBIZ CTC	0.00	2,756	1,724	513	4,993
NDI- Mileage Reimbursement	0.00	377	2,229	266	2,872
<i>Total</i>	129.88	1,958,782	3,655,672	871,810	6,486,264
<i>Support Core Total</i>	289.65	8,552,473	31,916,109	6,921,540	47,390,122
<i>Support NDI Total</i>	0.00	174,098	2,529,381	684,995	3,388,474
<i>Less Support Non Counts</i>	0.00	0	(14,777,000)	(3,894,000)	(18,671,000)
<i>Total Support</i>	289.65	8,726,571	19,668,490	3,712,535	32,107,596

**Supplemental – Receipts  
and Disbursements  
Additional Authority**





**SUPPLEMENTAL NEW DECISION ITEM**

Department: Social Services  
 Division: Division of Finance and Administrative Services  
 DI Name: Receipts and Disbursements Additional  
 Authority (Non-count) Supplemental

House Bill Section 11.045

DI# 2886008

Original FY 2020 House Bill Section, if applicable 11.045

**1. AMOUNT OF REQUEST**

	FY 2020 Supplemental Budget Request			
	GR	Federal	Other	Total
PS				
EE				
PSD		2,428,211	672,900	3,101,111
TRF				
<b>Total</b>	<b>0</b>	<b>2,428,211</b>	<b>672,900</b>	<b>3,101,111</b>

FTE 0.00 0.00 0.00 0.00  
 POSITIONS 0 0 0 0  
 NUMBER OF MONTHS POSITIONS ARE NEEDED: \_\_\_\_\_

<i>Est. Fringe</i>	0	0	0	0
--------------------	---	---	---	---

*Note: Fringes budgeted in House Bill 5 except for certain fringes budgeted directly to MoDOT, Highway Patrol, and Conservation.*

Other Funds: Premium Fund (0885) - \$672,900

	FY 2020 Supplemental Governor's Recommendation			
	GR	Federal	Other	Total
PS				0
EE				0
PSD				0
TRF				0
<b>Total</b>	<b>0</b>	<b>0</b>	<b>0</b>	<b>0</b>

FTE 0.00 0.00 0.00 0.00  
 POSITIONS 0 0 0 0  
 NUMBER OF MONTHS POSITIONS ARE NEEDED: \_\_\_\_\_

<i>Est. Fringe</i>	0	0	0	0
--------------------	---	---	---	---

*Note: Fringes budgeted in House Bill 5 except for certain fringes budgeted directly to MoDOT, Highway Patrol, and Conservation.*

Other Funds:

**2. WHY IS THIS SUPPLEMENTAL FUNDING NEEDED? INCLUDE THE FEDERAL OR STATE STATUTORY OR CONSTITUTIONAL AUTHORIZATION FOR THIS PROGRAM.**

These appropriations allow the department to make timely deposits of all receipts, and then to make refunds or corrections when necessary.

**SUPPLEMENTAL NEW DECISION ITEM**

Department: Social Services  
 Division: Division of Finance and Administrative Services  
 DI Name: Receipts and Disbursements Additional  
 Authority (Non-count) Supplemental

DI# 2886008

House Bill Section 11.045  
 Original FY 2020 House Bill Section, if applicable 11.045

**3. DESCRIBE THE DETAILED ASSUMPTIONS USED TO DERIVE THE SPECIFIC REQUESTED AMOUNT. (How did you determine that the requested number of FTE were appropriate? From what source or standard did you derive the requested levels of funding? Were alternatives such as outsourcing or automation considered? If based on new legislation, does request tie to TAFP fiscal note? If not, explain why.**

In FY19, DSS needed additional Title XIX Federal Fund (0163) and Premium Fund (0885) fund authority. Additional authority is requested to prevent this from occurring in FY20, to allow refunds to be made in a timely fashion and from the correct fund. The authority allows DSS to make correcting payments in the event funds were originally deposited to an inappropriate fund, or when refunds to the payer are required due to an original overpayment. By the nature of MO HealthNet expenses, one refund could utilize a large portion of authority.

**4. BREAK DOWN THE REQUEST BY BUDGET OBJECT CLASS, JOB CLASS, AND FUND SOURCE.**

Budget Object Class/Job Class	Dept Req GR DOLLARS	Dept Req GR FTE	Dept Req FED DOLLARS	Dept Req FED FTE	Dept Req OTHER DOLLARS	Dept Req OTHER FTE	Dept Req TOTAL DOLLARS	Dept Req TOTAL FTE
Program Distributions	0		2,428,211		672,900		3,101,111	
<b>Total PSD</b>	<b>0</b>		<b>2,428,211</b>		<b>672,900</b>		<b>3,101,111</b>	
<b>Grand Total</b>	<b>0</b>	<b>0.0</b>	<b>2,428,211</b>	<b>0.0</b>	<b>672,900</b>	<b>0.0</b>	<b>3,101,111</b>	<b>0.0</b>

**SUPPLEMENTAL NEW DECISION ITEM**

**Department: Social Services**

**House Bill Section 11.045**

**Division: Division of Finance and Administrative Services**

**DI Name: Receipts and Disbursements Additional**

**DI# 2886008**

**Original FY 2020 House Bill Section, if applicable**

**11.045**

**Authority (Non-count) Supplemental**

**5. PERFORMANCE MEASURES (If new decision item has an associated core, separately identify projected performance with & without additional funding.)**

**5a. Provide an activity measure(s) for the program.**

No performance measures are included for this program as it is an accounting mechanism.

**5b. Provide a measure of the program's quality.**

No performance measures are included for this program as it is an accounting mechanism.

**5c. Provide a measure of the program's impact.**

No performance measures are included for this program as it is an accounting mechanism.

**5d. Provide a measure of the program's efficiency**

No performance measures are included for this program as it is an accounting mechanism.

**6. STRATEGIES TO ACHIEVE THE PERFORMANCE MEASUREMENT TARGETS:**

N/A



# **Supplemental – Food Distribution Program**



**SUPPLEMENTAL NEW DECISION ITEM**

**Department: Social Services**  
**Division: Family Support Division**  
**DI Name: Food Distribution Program**

**House Bill Section 11.185**

**DI# 2886009 Original FY 2020 House Bill Section, if applicable 11.185**

**1. AMOUNT OF REQUEST**

	FY 2020 Supplemental Budget Request			
	GR	Federal	Other	Total
PS				
EE				
PSD		2,175,029		2,175,029
TRF				
<b>Total</b>	<b>0</b>	<b>2,175,029</b>	<b>0</b>	<b>2,175,029</b>
FTE	0.00	0.00	0.00	0.00
POSITIONS	0	0	0	0
<b>NUMBER OF MONTHS POSITIONS ARE NEEDED:</b> _____				
<i>Est. Fringe</i>	0	0	0	0

*Note: Fringes budgeted in House Bill 5 except for certain fringes budgeted directly to MoDOT, Highway Patrol, and Conservation.*

Other Funds: N/A

	FY 2020 Supplemental Governor's Recommendation			
	GR	Federal	Other	Total
PS				
EE				
PSD				
TRF				
<b>Total</b>	<b>0</b>	<b>0</b>	<b>0</b>	<b>0</b>
FTE	0.00	0.00	0.00	0.00
POSITIONS	0	0	0	0
<b>NUMBER OF MONTHS POSITIONS ARE NEEDED:</b> _____				
<i>Est. Fringe</i>	0	0	0	0

*Note: Fringes budgeted in House Bill 5 except for certain fringes budgeted directly to MoDOT, Highway Patrol, and Conservation.*

Other Funds:

**2. WHY IS THIS SUPPLEMENTAL FUNDING NEEDED? INCLUDE THE FEDERAL OR STATE STATUTORY OR CONSTITUTIONAL AUTHORIZATION FOR THIS PROGRAM.**

The Family Support Division is requesting increased federal authority to expend the amount of federal funds made available for the Food Distribution Programs. The United States Department of Agriculture (USDA) provides donated foods to children, needy adults, and organizations to improve the nutritional status and health of program participants through The Emergency Food Assistance Program (TEFAP). In recent years, USDA has made additional TEFAP bonus foods available for distribution to Missouri's Food Banks. USDA provides administrative funds, which are passed from the state agency through to the Food Banks for storage and distribution to food pantries and congregate feeding sites. The current TEFAP grant amount exceeds Missouri's appropriation authority.

In addition, the USDA is also conducting Trade Mitigation programs aimed at assisting farmers suffering from damage due to unjustified trade retaliation by foreign nations. The bulk of this food is being distributed through The Emergency Food Assistance Program (TEFAP), which is USDA's primary outlet for food distribution. These foods are being provided in addition to TEFAP entitlement and bonus foods. Additionally, USDA is making funds available to Missouri to assist with the operational costs of the receipt, storage, and distribution of these foods. All TEFAP Trade Mitigation administrative funds are being distributed to Missouri's Food Banks to help defray these costs.

Authorization:

State statute: Sections 205.960-967, RSMo. Federal law: P.L. 113-79; 110-246;107-171; 104-193; 104-127; 100-435; 98-8; 93-86; 81-439; 74-320.

Federal Regulations: 7 CFR Part 250 and 251

**SUPPLEMENTAL NEW DECISION ITEM**

Department: Social Services  
 Division: Family Support Division  
 DI Name: Food Distribution Program

House Bill Section 11.185

DI# 2886009

Original FY 2020 House Bill Section, if applicable 11.185

**3. DESCRIBE THE DETAILED ASSUMPTIONS USED TO DERIVE THE SPECIFIC REQUESTED AMOUNT. (How did you determine that the requested number of FTE were appropriate? From what source or standard did you derive the requested levels of funding? Were alternatives such as outsourcing or automation considered? If based on new legislation, does request tie to TAFP fiscal note? If not, explain why.**

There are two parts to this request. The first is an increase in funding to reflect the current TEFAP grant amount of \$2,275,029. The second is for the addition of available Trade Mitigation funding estimated at \$1,400,000.

Food Distribution (TEFAP) Grant Amount	2,275,029
Estimated Trade Mitigation Funding	1,400,000
<b>Total Funding Need</b>	<u><b>3,675,029</b></u>
Existing FY 2020 Food Distribution Core Authority	1,500,000
<b>Supplemental Request</b>	<u><b>2,175,029</b></u>

<b>4. BREAK DOWN THE REQUEST BY BUDGET OBJECT CLASS, JOB CLASS, AND FUND SOURCE.</b>								
	Dept Req	Dept Req	Dept Req	Dept Req	Dept Req	Dept Req	Dept Req	Dept Req
<b>Budget Object Class/Job Class</b>	<b>GR DOLLARS</b>	<b>GR FTE</b>	<b>FED DOLLARS</b>	<b>FED FTE</b>	<b>OTHER DOLLARS</b>	<b>OTHER FTE</b>	<b>TOTAL DOLLARS</b>	<b>TOTAL FTE</b>
Program Distributions	0		2,175,029		0		2,175,029	
<b>Total PSD</b>	<b>0</b>		<b>2,175,029</b>		<b>0</b>		<b>2,175,029</b>	
<b>Grand Total</b>	<b>0</b>	<b>0.0</b>	<b>2,175,029</b>	<b>0.0</b>	<b>0</b>	<b>0.0</b>	<b>2,175,029</b>	<b>0.0</b>



**SUPPLEMENTAL NEW DECISION ITEM**

**Department: Social Services**  
**Division: Family Support Division**  
**DI Name: Food Distribution Program**

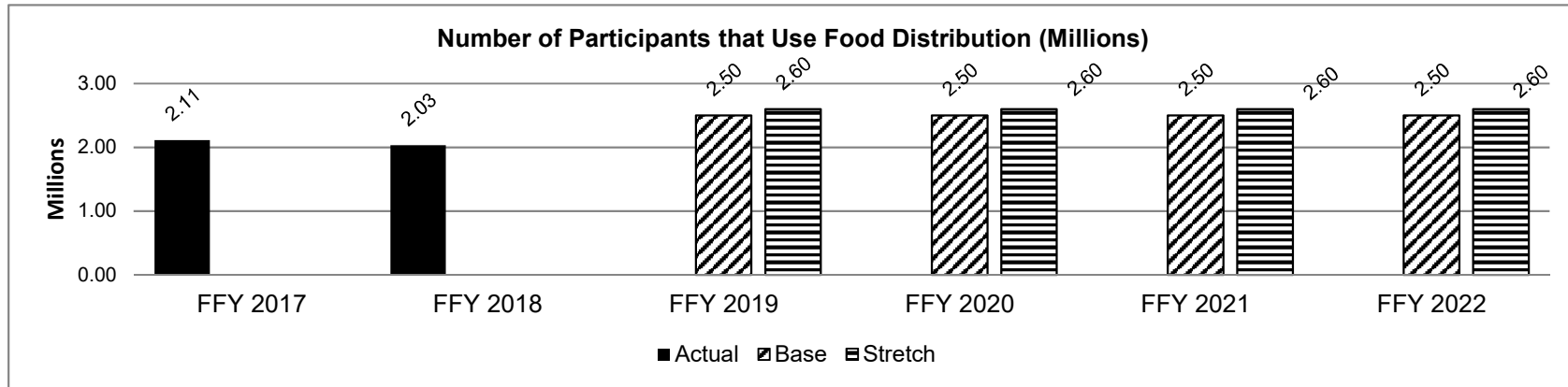
**House Bill Section 11.185**

**DI# 2886009**

**Original FY 2020 House Bill Section, if applicable 11.185**

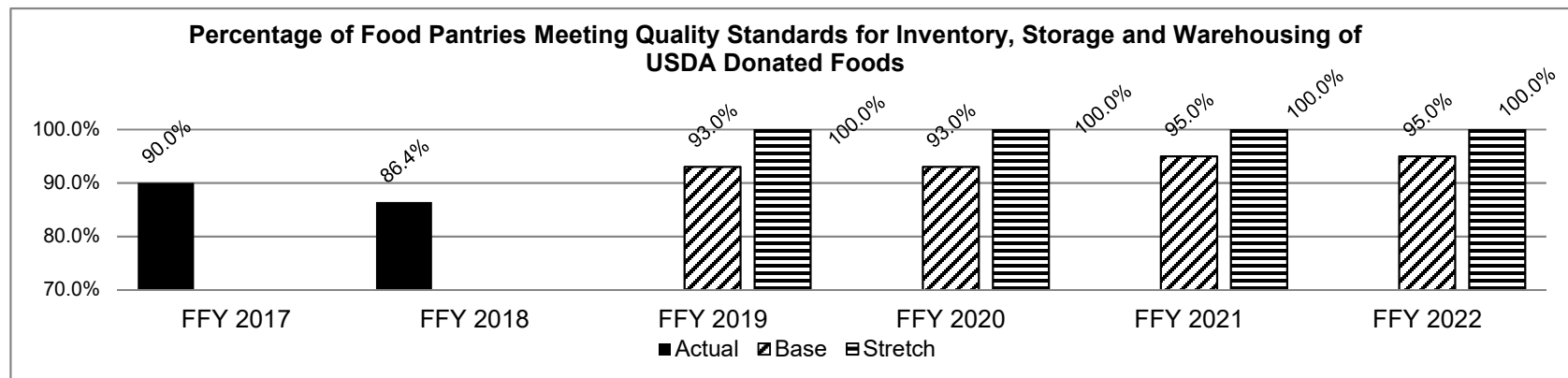
**5. PERFORMANCE MEASURES (If new decision item has an associated core, separately identify projected performance with & without additional funding.)**

**5a. Provide an activity measure(s) for the program.**



Note: The number of participants may be duplicated due to repeat visits by families in need. FFY 2019 will be available in November 2019.

**5b. Provide a measure of the program's quality.**



FFY 2019 will be available in November 2019.

**SUPPLEMENTAL NEW DECISION ITEM**

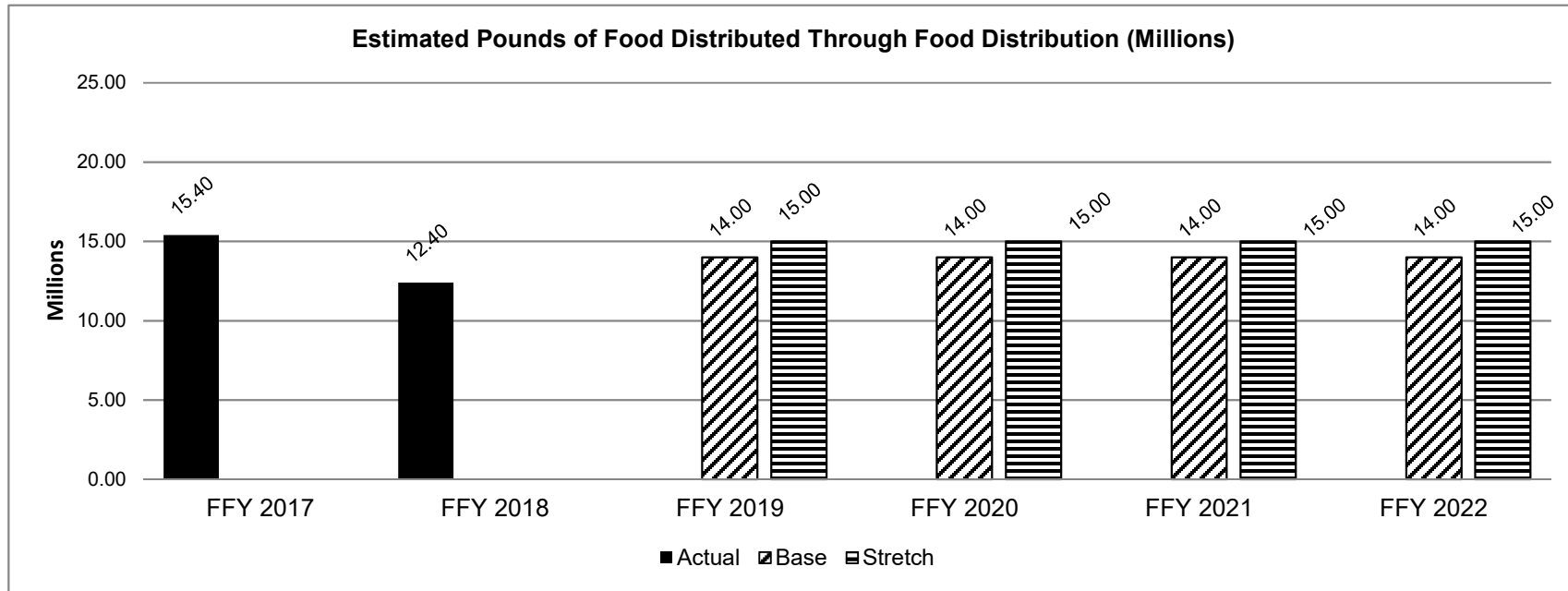
**Department: Social Services**  
**Division: Family Support Division**  
**DI Name: Food Distribution Program**

**House Bill Section 11.185**

**DI# 2886009**

**Original FY 2020 House Bill Section, if applicable 11.185**

**5c. Provide a measure of the program's impact.**



Note: FFY 17 actual pounds of food distributed was high due to bonus food allotments being made available to Missouri through the USDA. Missouri distributes one hundred percent of food made available from the USDA through The Emergency Food Assistance Program (TEFAP), including "bonus foods" to our Food Bank network for distribution to pantries and congregate feeding sites. In FFY 2019, the actual pounds of food distributed is expected to be higher due to the availability of TEFAP Bonus and TEFAP Trade Mitigation foods made available to Missouri through the USDA. FFY 2019 will be available in November 2019.

**SUPPLEMENTAL NEW DECISION ITEM**

Department: Social Services

House Bill Section 11.185

Division: Family Support Division

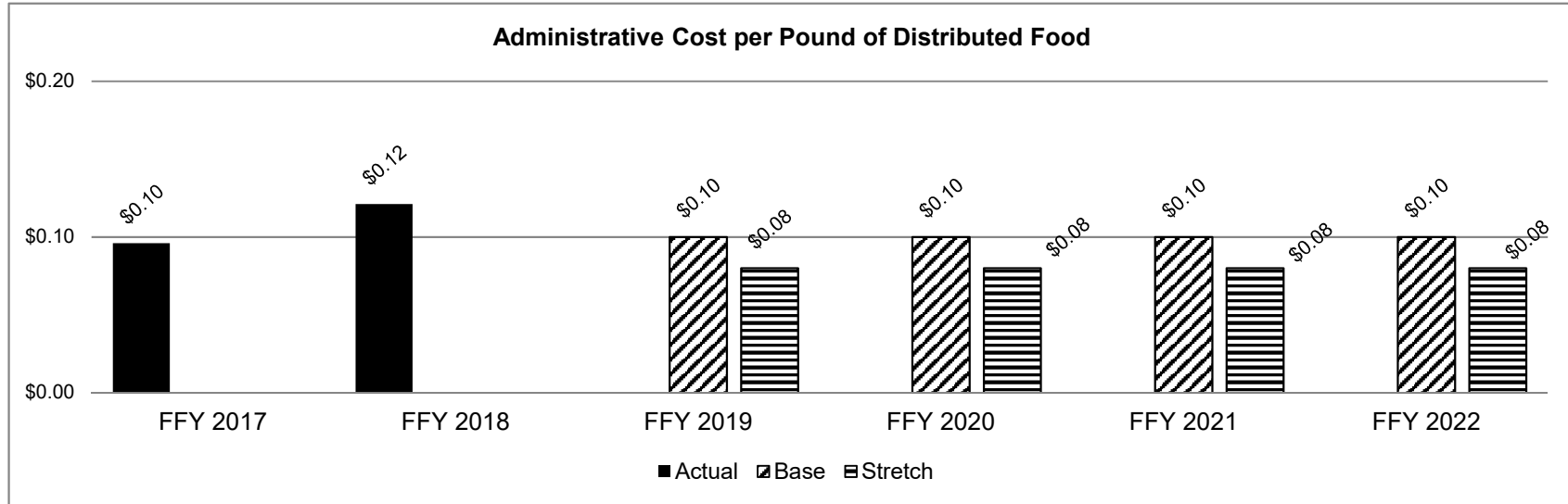
DI Name: Food Distribution Program

DI# 2886009

Original FY 2020 House Bill Section, if applicable

11.185

5d. Provide a measure of the program's efficiency



Note: The program funds and USDA donated food available to Missouri are solely dependent on funds distributed to the states by the USDA as spelled out in the Farm Bill. This can fluctuate from year to year. The administrative cost per pound of food distributed is based on the administrative cost of Food Banks divided by the pounds of distributed food.

FFY 2019 will be available in November 2019.

**6. STRATEGIES TO ACHIEVE THE PERFORMANCE MEASUREMENT TARGETS:**

N/A



**Supplemental –  
Supplemental Nursing  
Care**



**SUPPLEMENTAL NEW DECISION ITEM**

Department: Social Services  
 Division: Family Support Division  
 DI Name: Supplemental Nursing Care

House Bill Section 11.165

DI# 2886010

Original FY 2020 House Bill Section, if applicable 11.165

**1. AMOUNT OF REQUEST**

	FY 2020 Supplemental Budget Request			
	GR	Federal	Other	Total
PS				
EE				
PSD	333,715			333,715
TRF				
<b>Total</b>	<b>333,715</b>			<b>333,715</b>

FTE	0.00	0.00	0.00	0.00
POSITIONS	0	0	0	0
NUMBER OF MONTHS POSITIONS ARE NEEDED:	_____			

*Est. Fringe*                      0                      0                      0                      0

*Note: Fringes budgeted in House Bill 5 except for certain fringes budgeted directly to MoDOT, Highway Patrol, and Conservation.*

Other Funds: N/A

	FY 2020 Supplemental Governor's Recommendation			
	GR	Federal	Other	Total
PS				
EE				
PSD				
TRF				
<b>Total</b>				<b>0</b>

FTE	0.00	0.00	0.00	0.00
POSITIONS	0	0	0	0
NUMBER OF MONTHS POSITIONS ARE NEEDED:	_____			

*Est. Fringe*                      0                      0                      0                      0

*Note: Fringes budgeted in House Bill 5 except for certain fringes budgeted directly to MoDOT, Highway Patrol, and Conservation.*

Other Funds:

**2. WHY IS THIS SUPPLEMENTAL FUNDING NEEDED? INCLUDE THE FEDERAL OR STATE STATUTORY OR CONSTITUTIONAL AUTHORIZATION FOR THIS PROGRAM.**

The Supplemental Nursing Care (SNC) program provides monthly cash benefits to eligible persons in Residential Care Facilities, Assisted Living Facilities, non-MO HealthNet certified areas of Intermediate Care Facilities, and Skilled Nursing Facilities. SNC recipients must be age 65 or over, or age 21 or over and permanently and totally disabled or blind with insufficient income to meet the basic facility charge. Supplemental nursing care recipients have medical coverage under the MO HealthNet Program.

Persons eligible for these cash benefits also receive a \$50 personal needs monthly allowance unless such needs are being met by the Department of Mental Health.

In the last half of FY 2019 , SNC caseloads increased, resulting in increased expenditures. Funding is requested to cover the difference between current appropriation authority and projected expenditures.

Authority:

State statute: Sections 208.016 & 208.030, RSMo.; Federal law: Section 1618 of the Social Security Act.

**SUPPLEMENTAL NEW DECISION ITEM**

Department: Social Services  
 Division: Family Support Division  
 DI Name: Supplemental Nursing Care

House Bill Section 11.165

DI# 2886010 Original FY 2020 House Bill Section, if applicable 11.165

**3. DESCRIBE THE DETAILED ASSUMPTIONS USED TO DERIVE THE SPECIFIC REQUESTED AMOUNT. (How did you determine that the requested number of FTE were appropriate? From what source or standard did you derive the requested levels of funding? Were alternatives such as outsourcing or automation considered? If based on new legislation, does request tie to TAFP fiscal note? If not, explain why.)**

Based on current actual and projected expenditures, it is anticipated that additional funding will be necessary to operate the Supplemental Nursing Care program for FY 2020.

Total Projected Expenditures	\$25,754,600
FY 2020 Core	\$25,420,885
<b>FY 2020 Additional Need</b>	<b>(\$333,715)</b>

<b>4. BREAK DOWN THE REQUEST BY BUDGET OBJECT CLASS, JOB CLASS, AND FUND SOURCE.</b>								
Budget Object Class/Job Class	Dept Req GR DOLLARS	Dept Req GR FTE	Dept Req FED DOLLARS	Dept Req FED FTE	Dept Req OTHER DOLLARS	Dept Req OTHER FTE	Dept Req TOTAL DOLLARS	Dept Req TOTAL FTE
	Program Distributions	333,715		0		0		333,715
<b>Total PSD</b>	<b>333,715</b>		<b>0</b>		<b>0</b>		<b>333,715</b>	
<b>Grand Total</b>	<b>333,715</b>	<b>0.0</b>	<b>0</b>	<b>0.0</b>	<b>0</b>	<b>0.0</b>	<b>333,715</b>	<b>0.0</b>



**SUPPLEMENTAL NEW DECISION ITEM**

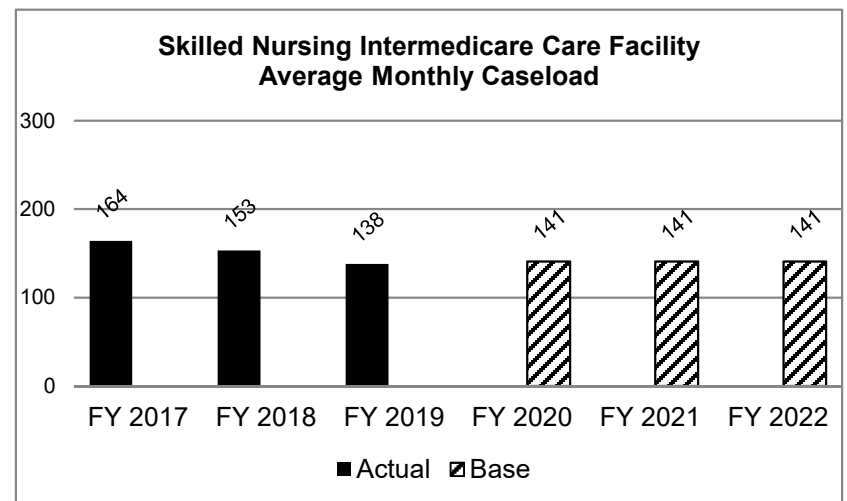
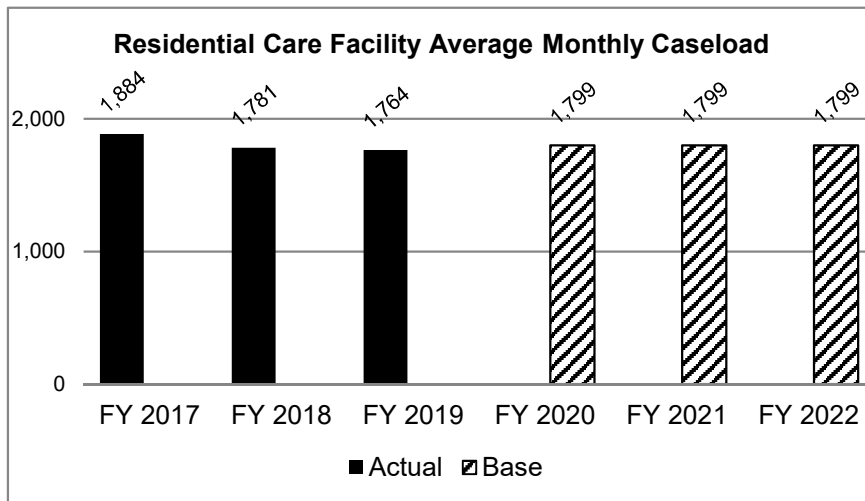
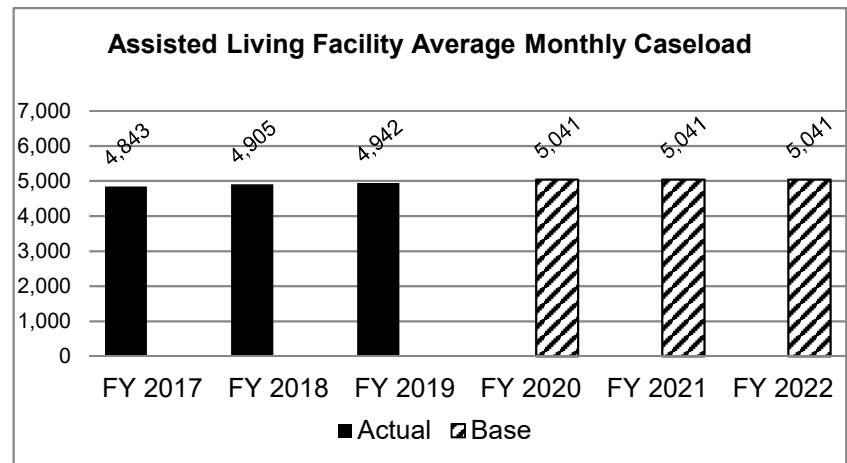
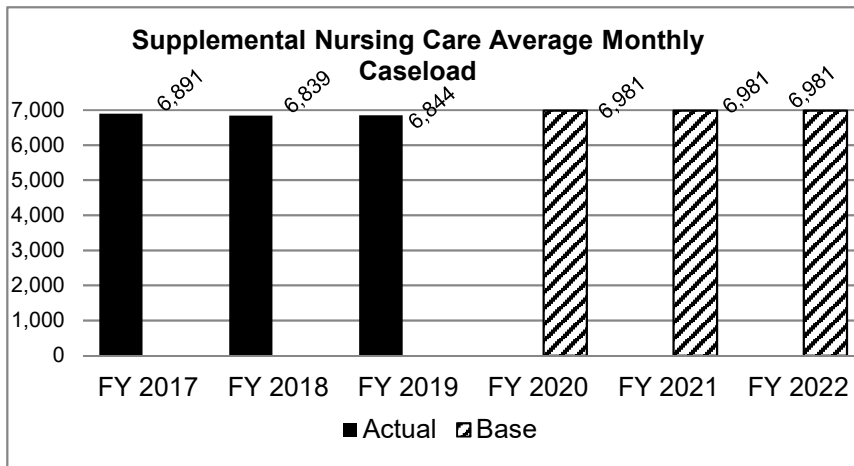
Department: Social Services  
 Division: Family Support Division  
 DI Name: Supplemental Nursing Care

House Bill Section 11.165

DI# 2886010 Original FY 2020 House Bill Section, if applicable 11.165

**5. PERFORMANCE MEASURES (If new decision item has an associated core, separately identify projected performance with & without additional funding.)**

5a. Provide an activity measure(s) for the program.



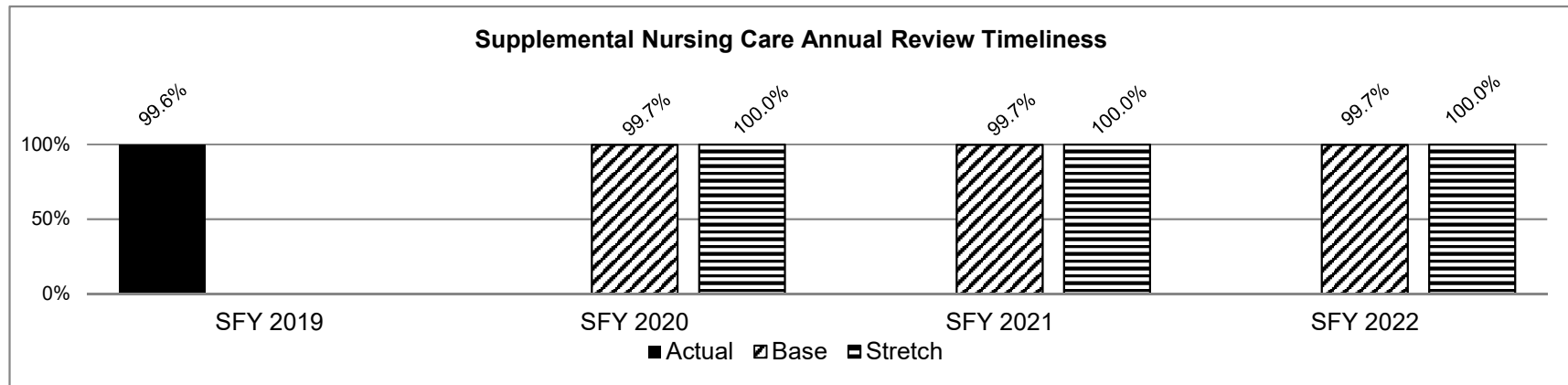
**SUPPLEMENTAL NEW DECISION ITEM**

**Department: Social Services**  
**Division: Family Support Division**  
**DI Name: Supplemental Nursing Care**

**House Bill Section 11.165**

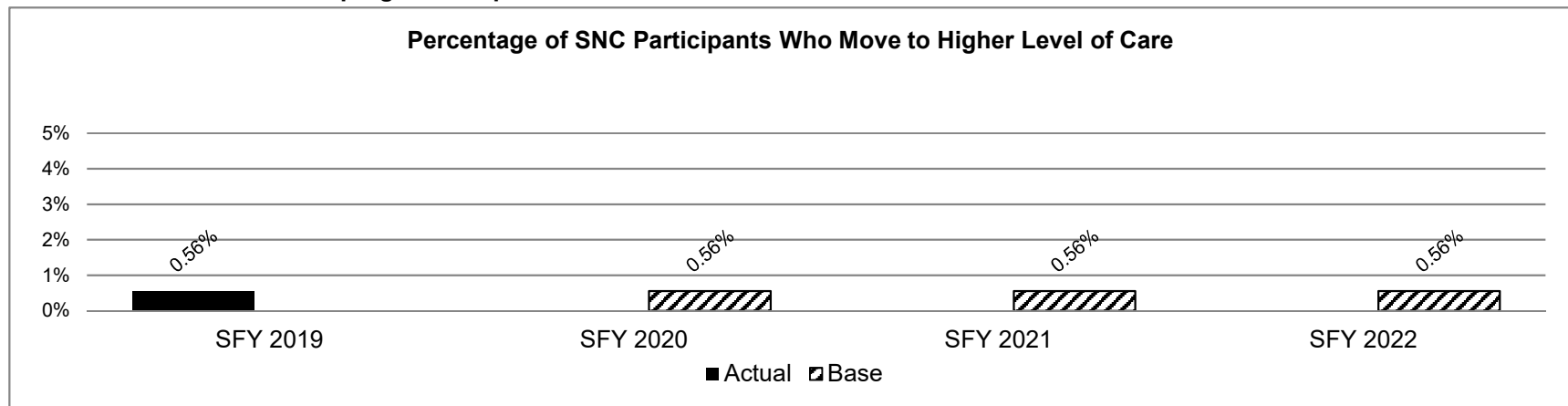
**DI# 2886010 Original FY 2020 House Bill Section, if applicable 11.165**

**5b. Provide a measure of the program's quality.**



FSD began calculating Supplemental Nursing Care Annual Review Timeliness in SFY 2019 by determining the percentage of total cases that are reviewed timely during the prior 12 months.

**5c. Provide a measure of the program's impact.**



FSD began calculating the percentage of Supplemental Nursing Care participants who leave SNC facilities and enter vendor (highest level of care in a skilled nursing facility) care in SFY 2019.

**SUPPLEMENTAL NEW DECISION ITEM**

**Department: Social Services**

**House Bill Section 11.165**

**Division: Family Support Division**

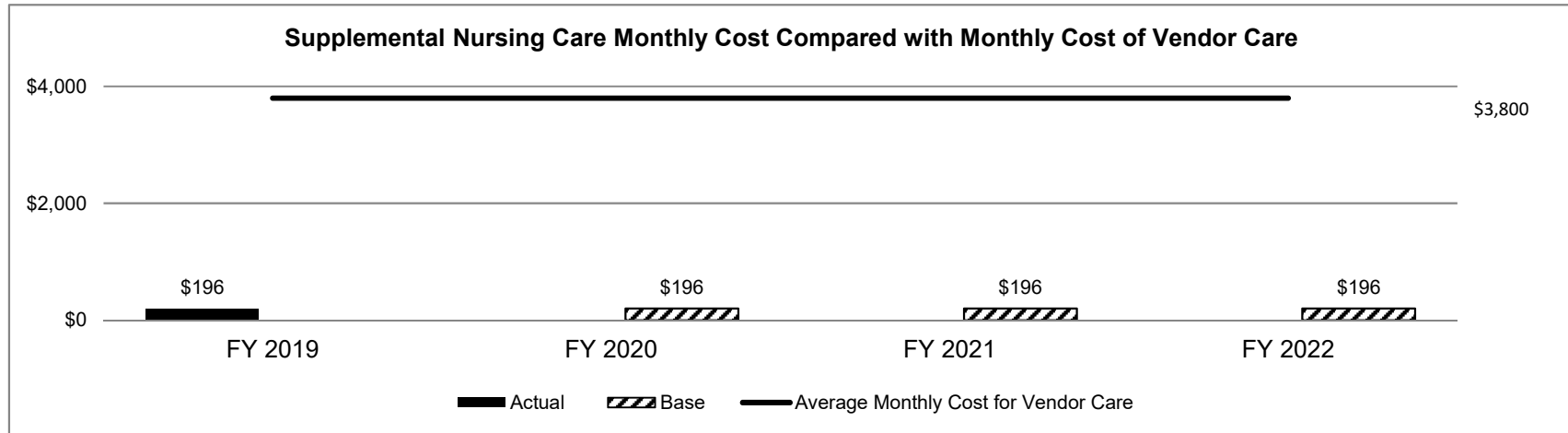
**DI Name: Supplemental Nursing Care**

**DI# 2886010**

**Original FY 2020 House Bill Section, if applicable**

**11.165**

**5d. Provide a measure of the program's efficiency**



FSD began calculating the average monthly vendor payment per recipient starting with SFY 2019 to compare the cost of Supplemental Nursing Care to the cost of Vendor Care (highest level of care in a skilled nursing facility).

**6. STRATEGIES TO ACHIEVE THE PERFORMANCE MEASUREMENT TARGETS:**

N/A



**Supplemental –  
Foster Care Children's  
Account**



**SUPPLEMENTAL NEW DECISION ITEM**

Department: Social Services  
 Division: Children's Division  
 DI Name: Foster Care Children's Account

House Bill Section 11.380

DI# 2886007

Original FY 2020 House Bill Section, if applicable 11.380

**1. AMOUNT OF REQUEST**

	FY 2020 Supplemental Budget Request			
	GR	Federal	Other	Total
PS				
EE				
PSD			3,000,000	3,000,000
TRF				
<b>Total</b>	<b>0</b>	<b>0</b>	<b>3,000,000</b>	<b>3,000,000</b>

FTE	0.00	0.00	0.00	0.00
POSITIONS	0	0	0	0
NUMBER OF MONTHS POSITIONS ARE NEEDED:	_____			

<i>Est. Fringe</i>	0	0	0	0
--------------------	---	---	---	---

*Note: Fringes budgeted in House Bill 5 except for certain fringes budgeted directly to MoDOT, Highway Patrol, and Conservation.*

Other Funds: Alternative Care Trust Fund

	FY 2020 Supplemental Governor's Recommendation			
	GR	Federal	Other	Total
PS				0
EE				0
PSD				0
TRF				0
<b>Total</b>	<b>0</b>	<b>0</b>	<b>0</b>	<b>0</b>

FTE	0.00	0.00	0.00	0.00
POSITIONS	0	0	0	0
NUMBER OF MONTHS POSITIONS ARE NEEDED:	_____			

<i>Est. Fringe</i>	0	0	0	0
--------------------	---	---	---	---

*Note: Fringes budgeted in House Bill 5 except for certain fringes budgeted directly to MoDOT, Highway Patrol, and Conservation.*

Other Funds:

**2. WHY IS THIS SUPPLEMENTAL FUNDING NEEDED? INCLUDE THE FEDERAL OR STATE STATUTORY OR CONSTITUTIONAL AUTHORIZATION FOR THIS PROGRAM.**

This appropriation provides a central account for the distribution of funds for children in the Children's Division's (CD) care and custody, offsetting state expenses. When children are placed in the Division's custody outside income on behalf of the children such as Social Security (SSI and OASDI), Veteran's Benefits, Railroad Retirement benefits, and lump sum payments (excluding a child's wages, if any) are pursued.

As the number of children in CD custody has increased, the dollars coming into this central account have also increased. Increased appropriation authority is needed in order to expend these funds on behalf of children.

**SUPPLEMENTAL NEW DECISION ITEM**

Department: Social Services  
 Division: Children's Division  
 DI Name: Foster Care Children's Account

DI# 2886007

House Bill Section 11.380  
 Original FY 2020 House Bill Section, if applicable 11.380

**3. DESCRIBE THE DETAILED ASSUMPTIONS USED TO DERIVE THE SPECIFIC REQUESTED AMOUNT. (How did you determine that the requested number of FTE were appropriate? From what source or standard did you derive the requested levels of funding? Were alternatives such as outsourcing or automation considered? If based on new legislation, does request tie to TAFP fiscal note? If not, explain why.)**

In fiscal year 2020, the Children's Division is projecting an increase in outside income on behalf of children in their custody. As of August 2019, approximately \$8 million in outside funds had been placed in the Foster Care Children's Account for calendar year 2019. It is anticipated that approximately \$16 million in income will be received annually.

An appropriation increase of \$3 million is being requested in order to have the budget authority to expend these funds.

**4. BREAK DOWN THE REQUEST BY BUDGET OBJECT CLASS, JOB CLASS, AND FUND SOURCE.**

Budget Object Class/Job Class	Dept Req GR DOLLARS	Dept Req GR FTE	Dept Req FED DOLLARS	Dept Req FED FTE	Dept Req OTHER DOLLARS	Dept Req OTHER FTE	Dept Req TOTAL DOLLARS	Dept Req TOTAL FTE
Program Distributions	0				3,000,000		3,000,000	
<b>Total PSD</b>	<b>0</b>		<b>0</b>		<b>3,000,000</b>		<b>3,000,000</b>	
<b>Grand Total</b>	<b>0</b>	<b>0.0</b>	<b>0</b>	<b>0.0</b>	<b>3,000,000</b>	<b>0.0</b>	<b>3,000,000</b>	<b>0.0</b>

**5. PERFORMANCE MEASURES (If new decision item has an associated core, separately identify projected performance with & without additional funding.)**

No performance measures are included for this Supplemental as it is an increase in authority that represents client accounts.

**6. STRATEGIES TO ACHIEVE THE PERFORMANCE MEASUREMENT TARGETS:**

The Department is working to develop strategies.



# **Supplemental – Child Welfare**



**SUPPLEMENTAL NEW DECISION ITEM**

Department: Social Services  
 Division: Children's Division  
 DI Name: Child Welfare Supplemental

House Bill Section: 11.325, 11.345

DI# 2886006

Original FY 2020 House Bill Section, if applicable: 11.325, 11.345

**1. AMOUNT OF REQUEST**

	FY 2020 Supplemental Budget Request			
	GR	Federal	Other	Total
PS				
EE				
PSD	2,371,602	663,997		3,035,599
TRF				
<b>Total</b>	<b>2,371,602</b>	<b>663,997</b>	<b>0</b>	<b>3,035,599</b>
FTE	0.00	0.00	0.00	0.00
POSITIONS	0	0	0	0
NUMBER OF MONTHS POSITIONS ARE NEEDED: _____				
<i>Est. Fringe</i>	0	0	0	0

*Note: Fringes budgeted in House Bill 5 except for certain fringes budgeted directly to MoDOT, Highway Patrol, and Conservation.*

Other Funds: N/A

	FY 2020 Supplemental Governor's Recommendation			
	GR	Federal	Other	Total
PS				
EE				
PSD				
TRF				
<b>Total</b>	<b>0</b>	<b>0</b>	<b>0</b>	<b>0</b>
FTE	0.00	0.00	0.00	0.00
POSITIONS	0	0	0	0
NUMBER OF MONTHS POSITIONS ARE NEEDED: _____				
<i>Est. Fringe</i>	0	0	0	0

*Note: Fringes budgeted in House Bill 5 except for certain fringes budgeted directly to MoDOT, Highway Patrol, and Conservation.*

Other Funds:

**2. WHY IS THIS SUPPLEMENTAL FUNDING NEEDED? INCLUDE THE FEDERAL OR STATE STATUTORY OR CONSTITUTIONAL AUTHORIZATION FOR THIS PROGRAM.**

Funding for continued services is requested for children placed in the care and custody of the Children's Division (CD). Shortfalls are projected in children's placement costs and services for Adoption/Guardianship Subsidy and Foster Care. The number of children moving to permanent homes through either adoption or guardianship has increased. With increased efforts through legislation expanding the definition of eligible guardians, CD has seen an increase in the number of children in guardianship. Children in Adoption Subsidy and Guardianship increased by 854 and 279 respectively in FY19. CD is placing a concentrated effort to decrease the number of children in Foster Care by moving them to a permanent home in FY20. As a result, the number of children moving to permanency are expected to increase in FY20.

On an average Foster Care has seen an approximate 4% increase in costs since FY15. In FY19, DSS saw an increase in children throughout the year of 0.64% over FY18 which equates to approximately 87 more children throughout the year. Since FY16 the number of children in care and custody of the CD has increased; FY16 (1.85%), FY17 (1.48%), FY18 (0.82%) and FY19 (0.64%). While the increase in the number of children has declined, children are staying in care approximately two months longer resulting in increased costs for FY20. Because of the increased length of stay, a supplemental request is needed for FY20.

State statute: Sections 453.005 - 453.170, RSMo. ; Federal: 42 USC Sections 670 and 5101

**SUPPLEMENTAL NEW DECISION ITEM**

Department: Social Services  
 Division: Children's Division  
 DI Name: Child Welfare Supplemental

House Bill Section: 11.325, 11.345

DI# 2886006

Original FY 2020 House Bill Section, if applicable: 11.325, 11.345

**3. DESCRIBE THE DETAILED ASSUMPTIONS USED TO DERIVE THE SPECIFIC REQUESTED AMOUNT. (How did you determine that the requested number of FTE were appropriate? From what source or standard did you derive the requested levels of funding? Were alternatives such as outsourcing or automation considered? If based on new legislation, does request tie to TAFP fiscal note? If not, explain why.**

Projected shortfall are based on July End Of Month Projections. In FY20, funding was added to Residential Treatment Service for Rate Rebasing (\$3,358,942 GR / \$4,543,566 Federal) a portion of the FY20 NDI (\$2,048,305 GR / \$3,903,995 Federal) should have been placed in MO HealthNet's Rehab appropriations for Medicaid related expenditures for children in Residential Treatment Services. This funding is being used to offset the supplemental request.

	Department Request			
	GR	Federal	Other	Total
Foster Care	1,233,548	0	0	1,233,548
Adoption / Guardianship	1,138,054	663,997	0	1,802,051
<b>Total</b>	<b>2,371,602</b>	<b>663,997</b>	<b>0</b>	<b>3,035,599</b>

	Department Request			
	GR	Federal	Other	Total
<b>Foster Care (11.325)</b>				
Total Need based on July EOM	3,058,059	1,029,475	0	4,087,534
Lapse from Transitional Living Use to Offset Need	(591,897)		0	(591,897)
Funding from FY20 NDI RTS Rate Rebasing Used to Offset Need	(1,232,614)	(1,029,475)	0	(2,262,089)
<b>Net Request</b>	<b>1,233,548</b>	<b>0</b>	<b>0</b>	<b>1,233,548</b>

	Department Request			
	GR	Federal	Other	Total
<b>Residential Treatment Services (11.325)</b>				
Total Need based on July EOM	815,691	335,494	0	1,151,185
Funding from FY20 NDI RTS Rate Rebasing Used to Offset Need	(815,691)	(335,494)	0	(1,151,185)
<b>Net Request</b>	<b>0</b>	<b>0</b>	<b>0</b>	<b>0</b>

	Department Request			
	GR	Federal	Other	Total
<b>Adoption / Guardianship (11.345)</b>				
Total Need based on July EOM	1,138,054	663,997	0	1,802,051
<b>Net Request</b>	<b>1,138,054</b>	<b>663,997</b>	<b>0</b>	<b>1,802,051</b>

10% flex for Foster Care/Residential Treatment, Adoption Guardianship, Independent Living, and Transitional Living

**SUPPLEMENTAL NEW DECISION ITEM**

Department: Social Services  
 Division: Children's Division  
 DI Name: Child Welfare Supplemental

DI# 2886006

House Bill Section: 11.325, 11.345  
 Original FY 2020 House Bill Section, if applicable: 11.325, 11.345

<b>4. BREAK DOWN THE REQUEST BY BUDGET OBJECT CLASS, JOB CLASS, AND FUND SOURCE.</b>
--

Budget Object Class/Job Class	Dept Req GR DOLLARS	Dept Req GR FTE	Dept Req FED DOLLARS	Dept Req FED FTE	Dept Req OTHER DOLLARS	Dept Req OTHER FTE	Dept Req TOTAL DOLLARS	Dept Req TOTAL FTE	E
Program Distributions	<u>2,371,602</u>		<u>663,997</u>		<u>0</u>		<u>3,035,599</u>		
<b>Total PSD</b>	<b>2,371,602</b>		<b>663,997</b>		<b>0</b>		<b>3,035,599</b>		
<b>Grand Total</b>	<b>2,371,602</b>	<b>0.0</b>	<b>663,997</b>	<b>0.0</b>	<b>0</b>	<b>0.0</b>	<b>3,035,599</b>	<b>0.0</b>	

**SUPPLEMENTAL NEW DECISION ITEM**

Department: Social Services  
 Division: Children's Division  
 DI Name: Child Welfare Supplemental

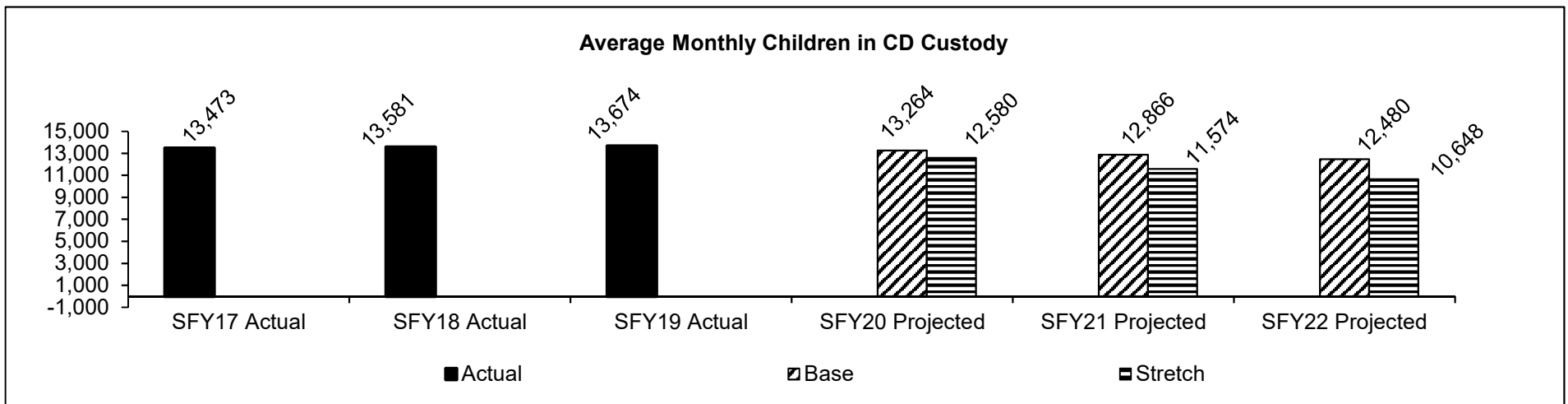
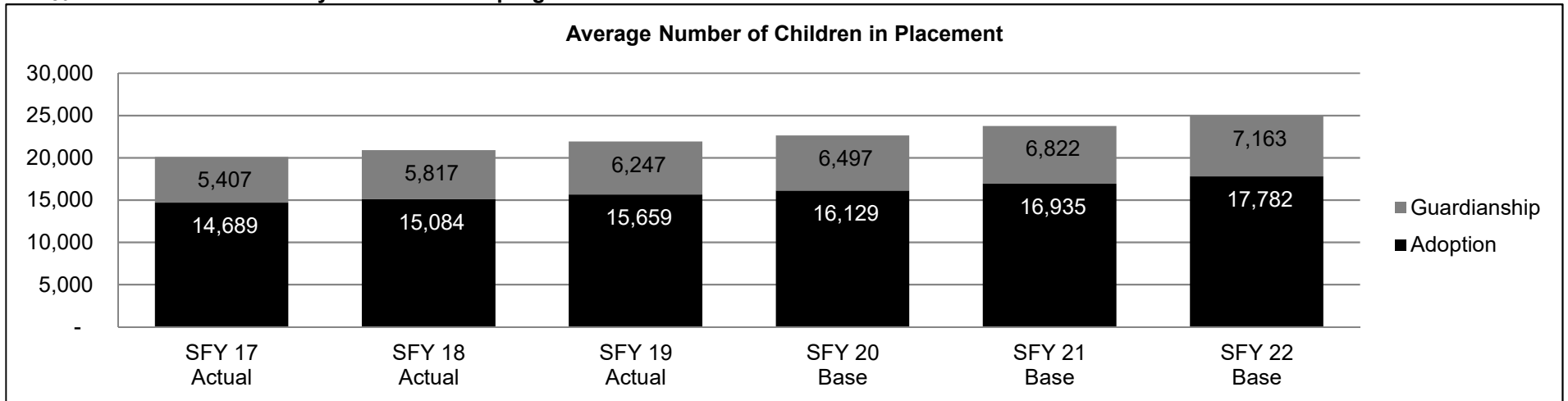
House Bill Section: 11.325, 11.345

DI# 2886006

Original FY 2020 House Bill Section, if applicable: 11.325, 11.345

**5. PERFORMANCE MEASURES (If new decision item has an associated core, separately identify projected performance with & without additional funding.)**

**5a. Provide an activity measure of the program.**



**SUPPLEMENTAL NEW DECISION ITEM**

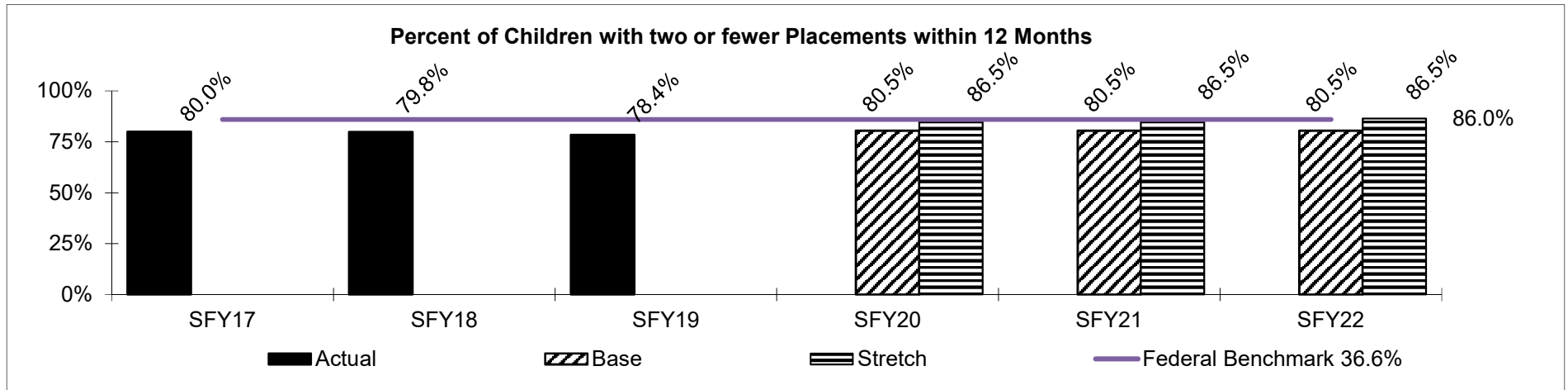
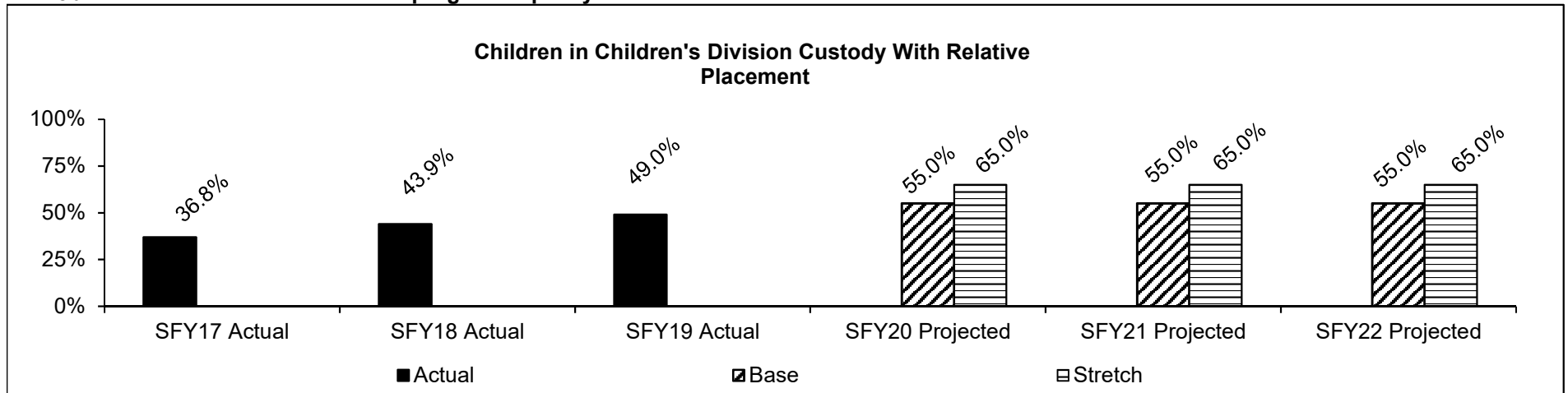
**Department: Social Services**  
**Division: Children's Division**  
**DI Name: Child Welfare Supplemental**

**House Bill Section: 11.325, 11.345**

**DI# 2886006**

**Original FY 2020 House Bill Section, if applicable: 11.325, 11.345**

**5b. Provide a measure of the program's quality.**



**SUPPLEMENTAL NEW DECISION ITEM**

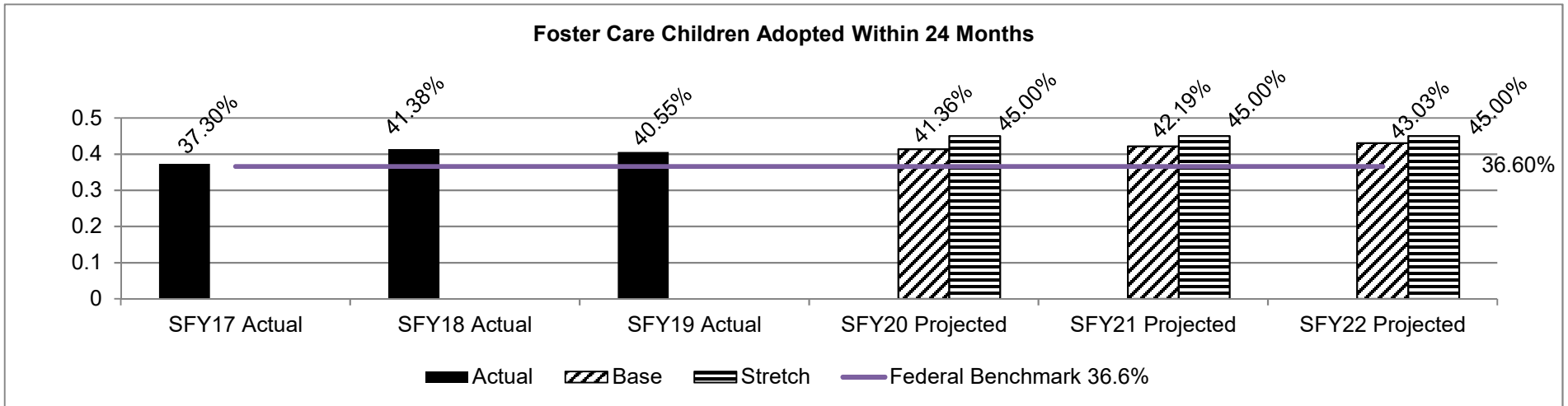
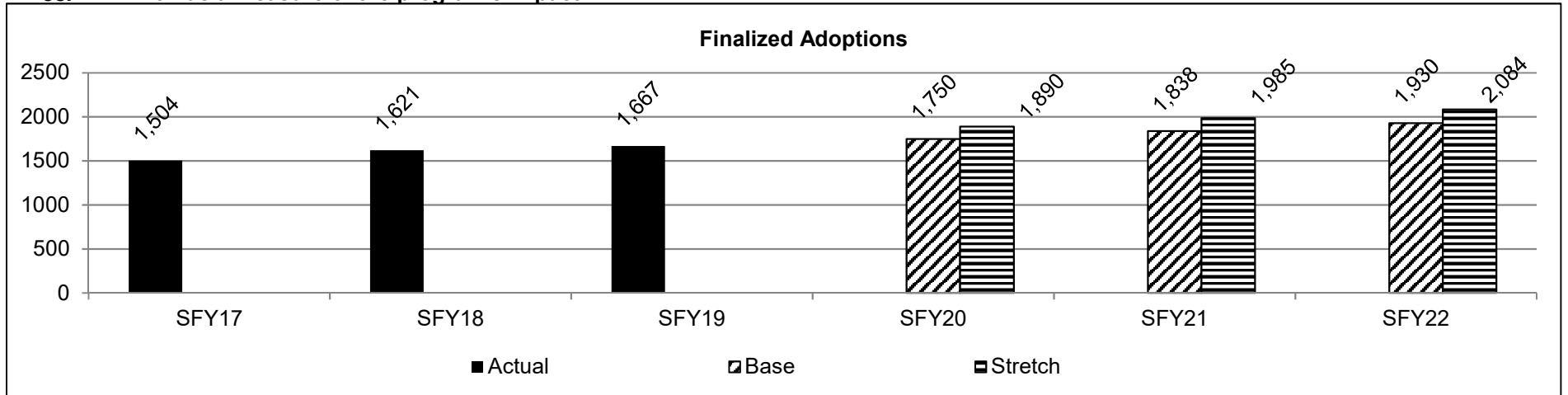
Department: Social Services  
 Division: Children's Division  
 DI Name: Child Welfare Supplemental

House Bill Section: 11.325, 11.345

DI# 2886006

Original FY 2020 House Bill Section, if applicable: 11.325, 11.345

**5c. Provide a measure of the program's impact.**





**SUPPLEMENTAL NEW DECISION ITEM**

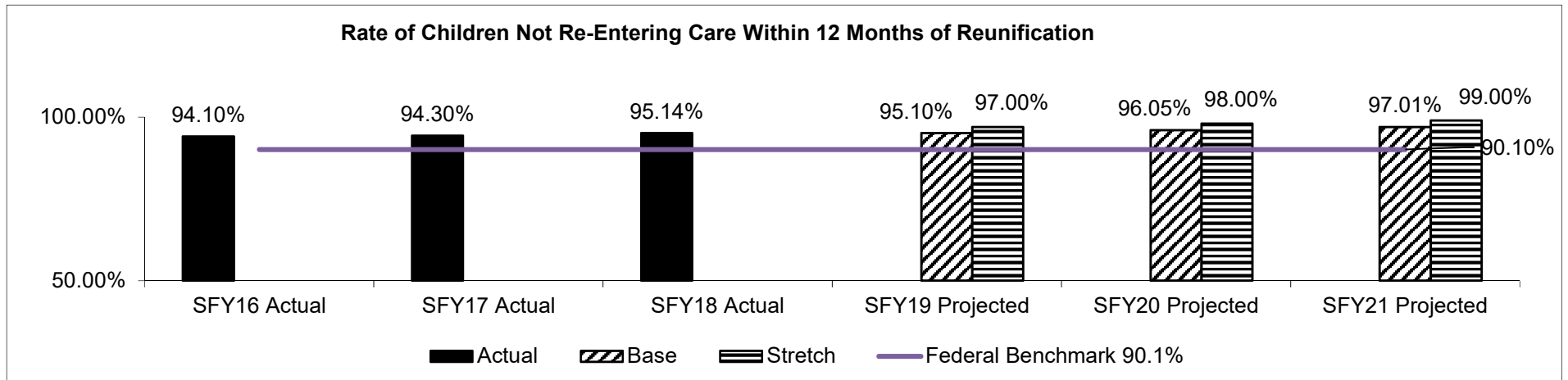
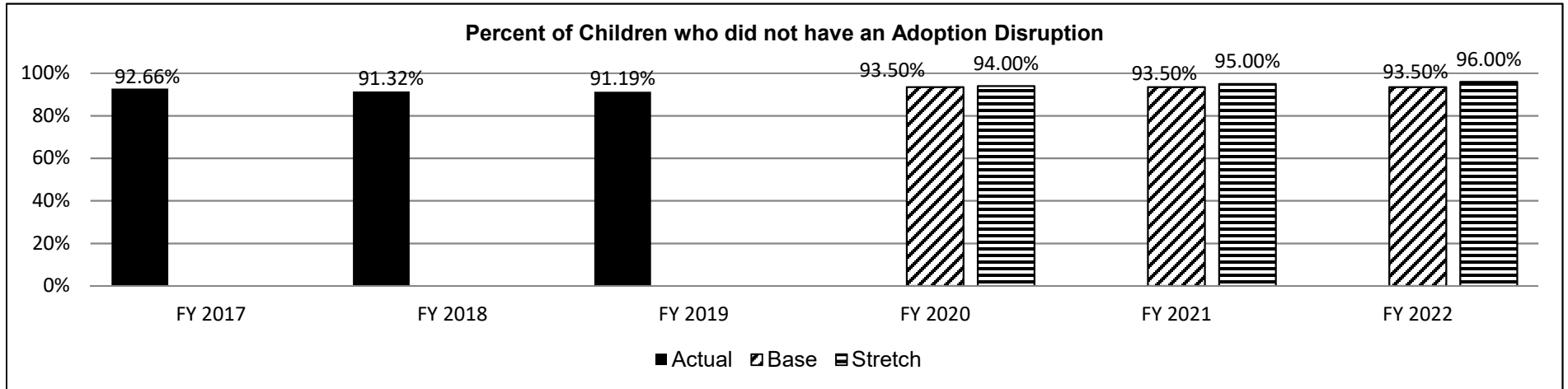
Department: Social Services  
 Division: Children's Division  
 DI Name: Child Welfare Supplemental

House Bill Section: 11.325, 11.345

DI# 2886006

Original FY 2020 House Bill Section, if applicable: 11.325, 11.345

**5d. Provide a measure of the program's efficiency.**



**6. STRATEGIES TO ACHIEVE THE PERFORMANCE MEASUREMENT TARGETS:**

CD is implementing an initiative to move children to permanent homes more quickly by reducing delays for children in care.



# **Supplemental – Hospital FRA Increase**





**SUPPLEMENTAL NEW DECISION ITEM**

Department: Social Services  
 Division: MO HealthNet  
 DI Name: Hospital FRA Increase Supplemental

House Bill Section: 11.715

DI# 2886003

Original FY 2020 House Bill Section, if applicable: 11.715

**3. DESCRIBE THE DETAILED ASSUMPTIONS USED TO DERIVE THE SPECIFIC REQUESTED AMOUNT. (How did you determine that the requested number of FTE were appropriate? From what source or standard did you derive the requested levels of funding? Were alternatives such as outsourcing or automation considered? If based on new legislation, does request tie to TAFP fiscal note? If not, explain why. Detail which portions of the request are one-times and how those amounts were calculated.)**

MHD plans to make DSH redistribution payments over a two year period, and is federally required to have them completed by April 2021.

**Department Request**

FY20 Appropriated	\$1,280,593,734
FY20 Projected Expenditures	\$1,506,383,698
Projected FRA Need	\$ 195,789,964
DSH Redistribution	\$ 30,000,000
	<b>\$ 225,789,964</b>

<b>4. BREAK DOWN THE REQUEST BY BUDGET OBJECT CLASS, JOB CLASS, AND FUND SOURCE. IDENTIFY ONE-TIME COSTS.</b>									
Budget Object Class/Job Class	Dept Req GR DOLLARS	Dept Req GR FTE	Dept Req FED DOLLARS	Dept Req FED FTE	Dept Req OTHER DOLLARS	Dept Req OTHER FTE	Dept Req TOTAL DOLLARS	Req TOTAL FTE	Dept Req One-Time DOLLARS
<b>Total PSD</b>	<u>0</u>		<u>0</u>		<u>225,789,964</u>		<u>225,789,964</u>		<u>0</u>
<b>Grand Total</b>	<b>0</b>	<b>0.0</b>	<b>0</b>	<b>0.0</b>	<b>225,789,964</b>	<b>0.0</b>	<b>225,789,964</b>	<b>0.0</b>	<b>0</b>

**SUPPLEMENTAL NEW DECISION ITEM**

Department: Social Services

House Bill Section: 11.715

Division: MO HealthNet

DI Name: Hospital FRA Increase Supplemental

DI# 2886003

Original FY 2020 House Bill Section, if applicable: 11.715

---

**5. PERFORMANCE MEASURES (If new decision item has an associated core, separately identify projected performance with & without additional funding.)**

---

**5a. Provide an activity measure for the program.**

This program is exempt from performance measures as it is an accounting mechanism.

**5b. Provide a measure of the program's quality.**

This program is exempt from performance measures as it is an accounting mechanism.

**5c. Provide a measure of the program's impact.**

This program is exempt from performance measures as it is an accounting mechanism.

**5d. Provide a measure of the program's efficiency**

This program is exempt from performance measures as it is an accounting mechanism.

---

**6. STRATEGIES TO ACHIEVE THE PERFORMANCE MEASUREMENT TARGETS:**

---

N/A





# **Supplemental – MO HealthNet**



**SUPPLEMENTAL NEW DECISION ITEM**

Department: Social Services  
 Division: MO HealthNet  
 DI Name: MO HealthNet Supplemental

DI# 2886002

House Bill Section: 11.630, 11.645,  
 11.665, 11.695, 11.710  
 Original FY 2020 House Bill Section, if applicable: 11.630, 11.645,  
 11.665, 11.695, 11.710

**1. AMOUNT OF REQUEST**

	FY 2020 Supplemental Budget Request			
	GR	Federal	Other	Total
PS				
EE				
PSD	39,540,485	58,561,329	4,430,319	102,532,133
TRF				
<b>Total</b>	<b>39,540,485</b>	<b>58,561,329</b>	<b>4,430,319</b>	<b>102,532,133</b>

FTE align="right">0.00 align="right">0.00 align="right">0.00 align="right">0.00

<i>Est. Fringe</i>	0	0	0	0
--------------------	---	---	---	---

*Note: Fringes budgeted in House Bill 5 except for certain fringes budgeted directly to MoDOT, Highway Patrol, and Conservation.*

Other Funds: Federal Reimbursement Allowance (0142) - \$1,325,760  
 Nursing Facility Reimbursement Allowance (0196) - \$3,104,559

	FY 2020 Supplemental Governor's Recommendation			
	GR	Federal	Other	Total
PS				0
EE				0
PSD				0
TRF				0
<b>Total</b>	<b>0</b>	<b>0</b>	<b>0</b>	<b>0</b>

FTE align="right">0.00

<i>Est. Fringe</i>	0	0	0	0
--------------------	---	---	---	---

*Note: Fringes budgeted in House Bill 5 except for certain fringes budgeted directly to MoDOT, Highway Patrol, and Conservation.*

Other Funds:

**2. WHY IS THIS SUPPLEMENTAL FUNDING NEEDED? INCLUDE THE FEDERAL OR STATE STATUTORY OR CONSTITUTIONAL AUTHORIZATION FOR THIS PROGRAM.**

Based on actual MO HealthNet program expenditures through August 2019 and historical trends, it is anticipated that additional funding will be necessary to operate current MO HealthNet programs for Fiscal Year 2020. Programs with estimated shortfalls include Pharmacy, Physician, Premium Payments, Nursing Facilities Reimbursement Allowance (NFRA), Rehabilitation and Specialty Services (GR), Non-Emergency Medical Transportation (NEMT), Hospitals, Health Homes, Children Health Insurance Program (CHIP), and Show-Me Healthy Babies (SMHB). Programs with lapses include Clawback, Dental, Nursing Facilities, Home Health, Rehabilitation and Specialty Services (FED), Complex Rehab, Managed Care, and Blind Medical. Lapse is being used to offset the total need.

**SUPPLEMENTAL NEW DECISION ITEM**

Department: Social Services  
 Division: MO HealthNet  
 DI Name: MO HealthNet Supplemental

DI# 2886002

House Bill Section: 11.630, 11.645,  
 11.665, 11.695, 11.710  
 Original FY 2020 House Bill Section, if applicable: 11.630, 11.645,  
 11.665, 11.695, 11.710

**3. DESCRIBE THE DETAILED ASSUMPTIONS USED TO DERIVE THE SPECIFIC REQUESTED AMOUNT. (How did you determine that the requested number of FTE were appropriate? From what source or standard did you derive the requested levels of funding? Were alternatives such as outsourcing or automation considered? If based on new legislation, does request tie to TAFP fiscal note? If not, explain why. Detail which portions of the request are one-times and how those amounts were calculated.)**

Based on actual expenditures through August 2019 and historical trends, it is estimated that additional funding will be needed in Fiscal Year 2020. The tables below outline the supplemental need by program. A total lapse of \$124,750,010 (\$45,252,459 GR) from Clawback, Dental, Nursing Facilities, Home Health, Rehabilitation and Specialty Services (FED), Complex Rehab, Managed Care, and Blind Medical is being used to offset the total need.

	Department Request			
	GR	Federal	Other	Total
Pharmacy	8,738,052	11,760,685	0	20,498,737
Physician	21,542,557	5,707,863	0	27,250,420
NFRA	0	0	3,104,559	3,104,559
Hospital	9,259,876	41,092,781	0	50,352,657
Health Homes	0	0	1,325,760	1,325,760
<b>Total</b>	<b>39,540,485</b>	<b>58,561,329</b>	<b>4,430,319</b>	<b>102,532,133</b>

**SUPPLEMENTAL NEW DECISION ITEM**

Department: Social Services  
 Division: MO HealthNet  
 DI Name: MO HealthNet Supplemental

DI# 2886002

House Bill Section: 11.630, 11.645,  
 11.665, 11.695, 11.710  
 Original FY 2020 House Bill Section, if applicable: 11.630, 11.645,  
 11.665, 11.695, 11.710

<b>Pharmacy (11.630)</b>	<b>Department Request</b>			
	<b>GR</b>	<b>Federal</b>	<b>Other</b>	<b>Total</b>
Asset Limit (unfunded)	329,274	627,583	0	956,857
Additional Asset Limit Needed	525,864	1,005,036	0	1,530,900
Specialty PMPM (unfunded)	8,244,088	15,712,928	0	23,957,016
Extra 2 Days Claims Processing	2,298,121	4,392,189	0	6,690,310
Caseload/Utilization/Inflation in FY19	6,781,735	3,523,294	0	10,305,029
Lapse From Other Programs Used As Flex	(9,441,030)	(13,500,345)	0	(22,941,375)
<b>Total Need</b>	<b>8,738,052</b>	<b>11,760,685</b>	<b>0</b>	<b>20,498,737</b>

<b>Physician Services (11.645)</b>	<b>GR</b>	<b>Federal</b>	<b>Other</b>	<b>Total</b>
Asset Limit (unfunded)	360,454	687,012	0	1,047,466
Additional Asset Limit Needed	141,278	256,796	0	398,074
FY19 CTC (unfunded)	33,249,494	1,846,191	0	35,095,685
Chiropractic (unfunded)	2,072,408	3,774,074	0	5,846,482
Certified Community Behavioral Health Clinic	305,440	583,760	0	889,200
Disease Management	332,380	635,247	0	967,627
Extra 2 Days Claims Processing	925,269	1,768,381	0	2,693,650
Caseload/Utilization/Inflation in FY19	3,037,893	1,973,523	0	5,011,416
Lapse From Other Programs Used As Flex	(18,882,059)	(5,817,121)	0	(24,699,180)
<b>Total Physician Services</b>	<b>21,542,557</b>	<b>5,707,863</b>	<b>0</b>	<b>27,250,420</b>

<b>Premium Payments (11.655)</b>	<b>GR</b>	<b>Federal</b>	<b>Other</b>	<b>Total</b>
Asset Limit (unfunded)	88,726	169,108	0	257,834
Extra 2 Days Claims Processing	478,862	915,206	0	1,394,068
Caseload/Utilization/Inflation in FY19	(492,283)	2,804,862	0	2,312,579
Lapse From Other Programs Used As Flex	(75,305)	(3,889,176)	0	(3,964,481)
<b>Total Premium Payments</b>	<b>0</b>	<b>0</b>	<b>0</b>	<b>0</b>

<b>NFRA (11.665)</b>	<b>GR</b>	<b>Federal</b>	<b>Other</b>	<b>Total</b>
Extra 2 Days Claims Processing	0	0	1,895,322	1,895,322
Caseload/Utilization/Inflation in FY19	0	0	1,209,237	1,209,237
<b>Total NFFRA</b>	<b>0</b>	<b>0</b>	<b>3,104,559</b>	<b>3,104,559</b>

**SUPPLEMENTAL NEW DECISION ITEM**

Department: Social Services  
 Division: MO HealthNet  
 DI Name: MO HealthNet Supplemental

DI# 2886002

House Bill Section: 11.630, 11.645,  
 11.665, 11.695, 11.710  
 Original FY 2020 House Bill Section, if applicable: 11.630, 11.645,  
 11.665, 11.695, 11.710

Rehabilitation and Specialty Services (11.675)	Department Request			
	GR	Federal	Other	Total
Asset Limit (unfunded)	305,526	0	0	305,526
FY19 CTC (unfunded)	5,361,704	0	0	5,361,704
Extra 2 Days Claims Processing	556,175	0	0	556,175
Caseload/Utilization/Inflation in FY19	(2,203,344)	0	0	(2,203,344)
Lapse From Other Programs Used As Flex	(4,020,061)	0	0	(4,020,061)
<b>Total Rehabilitation and Specialty Services</b>	<b>0</b>	<b>0</b>	<b>0</b>	<b>0</b>

NEMT (11.675)	GR	Federal	Other	Total
Asset Limit (unfunded)	22,229	42,368	0	64,597
Additional Asset Limit Needed	38,272	71,876	0	110,148
Extra 2 Days Claims Processing	79,957	152,815	0	232,772
Caseload/Utilization/Inflation in FY19	470,246	897,542	0	1,367,788
Lapse From Other Programs Used As Flex	(610,704)	(1,164,601)	0	(1,775,305)
<b>Total Rehabilitation and Specialty Services</b>	<b>0</b>	<b>0</b>	<b>0</b>	<b>0</b>

Hospital Care (11.695)	GR	Federal	Other	Total
Asset Limit (unfunded)	866,130	1,650,811	0	2,516,941
Additional Asset Limit Needed	645,738	1,207,425	0	1,853,163
FY19 CTC (unfunded)	862,514	42,685,634	0	43,548,148
Extra 2 Days Claims Processing	1,239,458	2,368,862	0	3,608,320
Caseload/Utilization/Inflation in FY19	15,087,068	38,307,303	0	53,394,371
Lapse From Other Programs Used As Flex	(9,441,032)	(45,127,254)	0	(54,568,286)
<b>Total Hospital Care</b>	<b>9,259,876</b>	<b>41,092,781</b>	<b>0</b>	<b>50,352,657</b>

Health Homes (11.710)	GR	Federal	Other	Total
Extra 2 Days Claims Processing	7,425	20,869	3,494	31,788
Caseload/Utilization/Inflation in FY19	787,661	4,122,705	1,322,266	6,232,632
Lapse From Other Programs Used As Flex	(795,086)	(4,143,574)	0	(4,938,660)
<b>Total Health Homes</b>	<b>0</b>	<b>0</b>	<b>1,325,760</b>	<b>1,325,760</b>

**SUPPLEMENTAL NEW DECISION ITEM**

Department: Social Services  
 Division: MO HealthNet  
 DI Name: MO HealthNet Supplemental

DI# 2886002

House Bill Section: 11.630, 11.645,  
 11.665, 11.695, 11.710  
 Original FY 2020 House Bill Section, if applicable: 11.630, 11.645,  
 11.665, 11.695, 11.710

CHIP (11.725)	Department Request			
	GR	Federal	Other	Total
FY19 CTC (unfunded)	1,969,864	6,124,650	0	8,094,514
Specialty PMPM (unfunded)	91,382	288,111	0	379,493
Extra 2 Days Claims Processing	123,378	389,842	0	513,220
Caseload/Utilization/Inflation in FY19	(1,164,357)	(4,158,607)	0	(5,322,964)
Lapse From Other Programs Used As Flex	(1,020,267)	(2,643,996)	0	(3,664,263)
<b>Total CHIP</b>	<b>0</b>	<b>0</b>	<b>0</b>	<b>0</b>

SMHB (11.730)	GR	Federal	Other	Total
	FY19 CTC (unfunded)	1,046,059	3,359,497	0
Extra 2 Days Claims Processing	46,186	145,936	0	192,122
Caseload/Utilization/Inflation in FY19	(125,330)	(293,949)	0	(419,279)
Lapse From Other Programs Used As Flex	(966,915)	(3,211,484)	0	(4,178,399)
<b>Total SMHB</b>	<b>0</b>	<b>0</b>	<b>0</b>	<b>0</b>

<b>TOTAL</b>	<b>39,540,485</b>	<b>58,561,329</b>	<b>4,430,319</b>	<b>102,532,133</b>
--------------	-------------------	-------------------	------------------	--------------------

4. BREAK DOWN THE REQUEST BY BUDGET OBJECT CLASS, JOB CLASS, AND FUND SOURCE. IDENTIFY ONE-TIME COSTS.									
Budget Object Class/Job Class	Dept Req GR DOLLARS	Dept Req GR FTE	Dept Req FED DOLLARS	Dept Req FED FTE	Dept Req OTHER DOLLARS	Dept Req OTHER FTE	Dept Req TOTAL DOLLARS	Dept Req TOTAL	Dept Req One-Time DOLLARS
Total PSD	39,540,485		58,561,329		4,430,319		102,532,133		0
<b>Grand Total</b>	<b>39,540,485</b>	<b>0.0</b>	<b>58,561,329</b>	<b>0.0</b>	<b>4,430,319</b>	<b>0.0</b>	<b>102,532,133</b>	<b>0.0</b>	<b>0</b>

**SUPPLEMENTAL NEW DECISION ITEM**

Department: Social Services  
Division: MO HealthNet  
DI Name: MO HealthNet Supplemental

DI# 2886002

House Bill Section: 11.630, 11.645,  
11.665, 11.695, 11.710  
Original FY 2020 House Bill Section, if applicable: 11.630, 11.645,  
11.665, 11.695, 11.710

---

**5. PERFORMANCE MEASURES (If new decision item has an associated core, separately identify projected performance with & without additional funding.)**

---

**5a. Provide an activity measure for the program.**

Since this decision item is a combined request for the increase in authority of several programs, measures are found in the individual program descriptions.

**5b. Provide a measure of the program's quality.**

Since this decision item is a combined request for the increase in authority of several programs, measures are found in the individual program descriptions.

**5c. Provide a measure of the program's impact.**

Since this decision item is a combined request for the increase in authority of several programs, measures are found in the individual program descriptions.

**5d. Provide a measure of the program's efficiency**

Since this decision item is a combined request for the increase in authority of several programs, measures are found in the individual program descriptions.

---

**6. STRATEGIES TO ACHIEVE THE PERFORMANCE MEASUREMENT TARGETS:**

---

N/A



**Supplemental – Nursing  
Facilities Capital  
Investment**



**SUPPLEMENTAL NEW DECISION ITEM**

Department: Social Services

House Bill Section: 11.600, 11.660

Division: MO HealthNet

DI Name: Nursing Facilities Capital Investment Supplemental

DI# 2886001

Original FY 2020 House Bill Section, if applicable: 11.600, 11.660

**1. AMOUNT OF REQUEST**

	FY 2020 Supplemental Budget Request			
	GR	Federal	Other	Total
PS				
EE	68,192	68,192		136,384
PSD	3,817,817	7,276,617		11,094,434
TRF				
<b>Total</b>	<b>3,886,009</b>	<b>7,344,809</b>	<b>0</b>	<b>11,230,818</b>
<b>FTE</b>	<b>0.00</b>	<b>0.00</b>	<b>0.00</b>	<b>0.00</b>

<b>Est. Fringe</b>	0	0	0	0
<i>Note: Fringes budgeted in House Bill 5 except for certain fringes budgeted directly to MoDOT, Highway Patrol, and Conservation.</i>				

Other Funds: N/A

	FY 2020 Supplemental Governor's Recommendation			
	GR	Federal	Other	Total
PS				0
EE				0
PSD				0
TRF				0
<b>Total</b>	<b>0</b>	<b>0</b>	<b>0</b>	<b>0</b>
<b>FTE</b>				<b>0.00</b>

<b>Est. Fringe</b>	0	0	0	0
<i>Note: Fringes budgeted in House Bill 5 except for certain fringes budgeted directly to MoDOT, Highway Patrol, and Conservation.</i>				

Other Funds:

**2. WHY IS THIS SUPPLEMENTAL FUNDING NEEDED? INCLUDE THE FEDERAL OR STATE STATUTORY OR CONSTITUTIONAL AUTHORIZATION FOR THIS PROGRAM.**

SB 514 - 208.225.3 states that any enrolled MO HealthNet Division (MHD) intermediate care facility or skilled nursing facility that incurs total capital expenditures in excess of two thousand dollars per bed, shall be entitled to obtain a recalculation of its Medicaid per diem reimbursement by MHD. The rate is based on additional capital costs, or all capital costs incurred during the facility fiscal year which the capital expenditures were made. Such recalculated reimbursement rates shall become effective and payable when granted by the MO HealthNet Division as of the date of application for a rate adjustment.

**SUPPLEMENTAL NEW DECISION ITEM**

Department: Social Services

House Bill Section: 11.600, 11.660

Division: MO HealthNet

DI Name: Nursing Facilities Capital Investment Supplemental DI# 2886001

Original FY 2020 House Bill Section, if applicable: 11.600, 11.660

**3. DESCRIBE THE DETAILED ASSUMPTIONS USED TO DERIVE THE SPECIFIC REQUESTED AMOUNT. (How did you determine that the requested number of FTE were appropriate? From what source or standard did you derive the requested levels of funding? Were alternatives such as outsourcing or automation considered? If based on new legislation, does request tie to TAFP fiscal note? If not, explain why. Detail which portions of the request are one-times and how those amounts were calculated.)**

SB 514 - 208.225.3 states that any enrolled MO HealthNet Division (MHD) intermediate care facility or skilled nursing facility that incurs total capital expenditures in excess of two thousand dollars per bed, shall be entitled to obtain a recalculation of its Medicaid per diem reimbursement by MHD. The rate is based on additional capital costs, or all capital costs incurred during the facility fiscal year when the capital expenditures were made. Such recalculated reimbursement rates shall become effective and payable when granted by the MO HealthNet Division as of the date of application for a rate adjustment.

This request is based on the anticipated cost in SFY 2020 related to rebasing the rate for all capital costs incurred during the facility fiscal year in which the capital expenditures were made. The estimated number of qualifying facilities is based on historical experience with facilities that have incurred significant capital investments in excess of two thousand dollars per bed. The request also includes additional costs related to vendor services for cost report intake and rate setting analysis.

SFY	Qualifying Facilities	XIX Days	Recalculate Total Rate				Split
			PPD Impact	Total	Federal	State	
FY20 Rate Adjustment	56	952,312	\$11.65	11,094,434	7,276,617	3,817,817	65.588%
FY20 Vendor Cost				136,384	68,192	68,192	50%
<b>Total</b>				<b>11,230,818</b>	7,344,809	3,886,009	

**4. BREAK DOWN THE REQUEST BY BUDGET OBJECT CLASS, JOB CLASS, AND FUND SOURCE. IDENTIFY ONE-TIME COSTS.**

Budget Object Class/Job Class	Dept Req GR DOLLARS	Dept Req GR FTE	Dept Req FED DOLLARS	Dept Req FED FTE	Dept Req OTHER DOLLARS	Dept Req OTHER FTE	Dept Req TOTAL DOLLARS	Dept Req TOTAL FTE	Dept Req One-Time DOLLARS
Total EE	68,192		68,192		0		136,384		0
Total PSD	3,817,817		7,276,617		0		11,094,434		0
<b>Grand Total</b>	<b>3,886,009</b>	<b>0.0</b>	<b>7,344,809</b>	<b>0.0</b>	<b>0</b>	<b>0.0</b>	<b>11,230,818</b>	<b>0.0</b>	<b>0</b>

**SUPPLEMENTAL NEW DECISION ITEM**

Department: Social Services

House Bill Section: 11.600, 11.660

Division: MO HealthNet

DI Name: Nursing Facilities Capital Investment Supplemental

DI# 2886001

Original FY 2020 House Bill Section, if applicable: 11.600, 11.660

---

**5. PERFORMANCE MEASURES (If new decision item has an associated core, separately identify projected performance with & without additional funding.)**

---

**5a. Provide an activity measure for the program.**

Since this decision item is a combined request for the increase in authority for several programs, measures are found in the individual program descriptions.

**5b. Provide a measure of the program's quality.**

Since this decision item is a combined request for the increase in authority for several programs, measures are found in the individual program descriptions.

**5c. Provide a measure of the program's impact.**

Since this decision item is a combined request for the increase in authority for several programs, measures are found in the individual program descriptions.

**5d. Provide a measure of the program's efficiency**

Since this decision item is a combined request for the increase in authority for several programs, measures are found in the individual program descriptions.

---

**6. STRATEGIES TO ACHIEVE THE PERFORMANCE MEASUREMENT TARGETS:**

---

N/A



# **Supplemental – Pharmacy Zolgensma**





SUPPLEMENTAL NEW DECISION ITEM

Department: Social Services  
 Division: MO HealthNet  
 DI Name: Pharmacy - Zolgensma

House Bill Section: 11.630

DI# 2886004

Original FY 2020 House Bill Section, if applicable: 11.630

1. AMOUNT OF REQUEST

FY 2020 Supplemental Budget Request				
	GR	Federal	Other	Total
PS				
EE				
PSD	5,118,785	9,756,215		14,875,000
TRF				
<b>Total</b>	<b>5,118,785</b>	<b>9,756,215</b>	<b>0</b>	<b>14,875,000</b>

FY 2020 Supplemental Governor's Recommendation				
	GR	Federal	Other	Total
PS				0
EE				0
PSD				0
TRF				0
<b>Total</b>	<b>0</b>	<b>0</b>	<b>0</b>	<b>0</b>

FTE 0.00 0.00 0.00 0.00

FTE 0.00

<i>Est. Fringe</i>	0	0	0	0
<i>Note: Fringes budgeted in House Bill 5 except for certain fringes budgeted directly to MoDOT, Highway Patrol, and Conservation.</i>				

<i>Est. Fringe</i>	0	0	0	0
<i>Note: Fringes budgeted in House Bill 5 except for certain fringes budgeted directly to MoDOT, Highway Patrol, and Conservation.</i>				

Other Funds: N/A

Other Funds:

2. WHY IS THIS SUPPLEMENTAL FUNDING NEEDED? INCLUDE THE FEDERAL OR STATE STATUTORY OR CONSTITUTIONAL AUTHORIZATION FOR THIS PROGRAM.

This item requests funding to address the anticipated cost to administer the new medication, Zolgensma, which was newly approved by the FDA on May 23, 2019.

Zolgensma is a gene therapy for children under 2 years old with spinal muscular atrophy (SMA), with bi-allelic mutations in the survival motor neuron 1 (SMN1) gene, including those who are pre-symptomatic at diagnosis. SMA is a rare, genetic neuromuscular disease with the most severe cases affecting infants and young children. Zolgensma is a single-dose intravenous infusion, administered over 60 minutes, and only to be administered by a healthcare professional. Zolgensma is designed to halt disease progression by producing sufficient and sustained levels of the SMN protein required to improve neuron function in a manner that has rapid onset effect. The cost of this medication is \$2,125,000 per dose; only one dose is required per patient.

**SUPPLEMENTAL NEW DECISION ITEM**

Department: Social Services  
 Division: MO HealthNet  
 DI Name: Pharmacy - Zolgensma

House Bill Section: 11.630

DI# 2886004

Original FY 2020 House Bill Section, if applicable: 11.630

**3. DESCRIBE THE DETAILED ASSUMPTIONS USED TO DERIVE THE SPECIFIC REQUESTED AMOUNT. (How did you determine that the requested number of FTE were appropriate? From what source or standard did you derive the requested levels of funding? Were alternatives such as outsourcing or automation considered? If based on new legislation, does request tie to TAFP fiscal note? If not, explain why. Detail which portions of the request are one-times and how those amounts were calculated.)**

Zolgensma is a gene therapy for children under 2 years old with spinal muscular atrophy (SMA), with bi-allelic mutations in the survival motor neuron 1 (SMN1) gene, including those who are pre-symptomatic at diagnosis. SMA is a rare, genetic neuromuscular disease with the most severe cases affecting infants and young children. Zolgensma is a single-dose intravenous infusion, administered over 60 minutes, and only to be administered by a healthcare professional. Zolgensma is designed to halt disease progression by producing sufficient and sustained levels of the SMN protein required to improve neuron function in a manner that has rapid onset effect.

The cost per treatment of Zolgensma is \$2,125,000. This therapy is a one-time intravenous infusion. The estimate is based on 7 children, born in Missouri each year with SMA, and it is assumed all will become Medicaid eligible because of the high cost per treatment.

<b>4. BREAK DOWN THE REQUEST BY BUDGET OBJECT CLASS, JOB CLASS, AND FUND SOURCE. IDENTIFY ONE-TIME COSTS.</b>									
Budget Object Class/Job Class	Dept Req GR DOLLARS	Dept Req GR FTE	Dept Req FED DOLLARS	Dept Req FED FTE	Dept Req OTHER DOLLARS	Dept Req OTHER FTE	Dept Req TOTAL DOLLARS	Dept Req TOTAL FTE	Dept Req One-Time DOLLARS
<b>Total PSD</b>	<u>5,118,785</u>		<u>9,756,215</u>		<u>0</u>		<u>14,875,000</u>		<u>0</u>
<b>Grand Total</b>	<b>5,118,785</b>	<b>0.0</b>	<b>9,756,215</b>	<b>0.0</b>	<b>0</b>	<b>0.0</b>	<b>14,875,000</b>	<b>0.0</b>	<b>0</b>

**SUPPLEMENTAL NEW DECISION ITEM**

**Department: Social Services**

**House Bill Section: 11.630**

**Division: MO HealthNet**

**DI Name: Pharmacy - Zolgensma**

**DI# 2886004**

**Original FY 2020 House Bill Section, if applicable: 11.630**

---

**5. PERFORMANCE MEASURES (If new decision item has an associated core, separately identify projected performance with & without additional funding.)**

---

**5a. Provide an activity measure for the program.**

Zolgensma is a new FDA approved drug to treat children under 2 years old wiith spinal muscular atrophy. MHD will track its usage, cost, and patient outcomes.

**5b. Provide a measure of the program's quality.**

Zolgensma is a new FDA approved drug to treat children under 2 years old wiith spinal muscular atrophy. MHD will track its usage, cost, and patient outcomes.

**5c. Provide a measure of the program's impact.**

Zolgensma is a new FDA approved drug to treat children under 2 years old wiith spinal muscular atrophy. MHD will track its usage, cost, and patient outcomes.

**5d. Provide a measure of the program's efficiency**

Zolgensma is a new FDA approved drug to treat children under 2 years old wiith spinal muscular atrophy. MHD will track its usage, cost, and patient outcomes.

---

**6. STRATEGIES TO ACHIEVE THE PERFORMANCE MEASUREMENT TARGETS:**

---

The MHD is in the process of updating its drug rebate subsystem within the Medicaid Management Information System (MMIS). Between the improvements in drug rebate invoicing and collections resulting from an improved drug rebate solution and the vendor negotiation services, MHD is estimating a 5 percent annual increase in drug rebate revenues. Based on current annual drug rebate revenues of \$500 million, MHD would realize an additional \$25 million annually.



**Supplemental – Physician  
Payments Safety Net FFS  
Authority**





**SUPPLEMENTAL NEW DECISION ITEM**

Department: Social Services

House Bill Section: 11.700

Division: MO HealthNet

DI Name: Physician Payments Safety Net FFS Authority Supplemental

DI# 2886005

Original FY 2020 House Bill Section, if applicable: 11.700

**3. DESCRIBE THE DETAILED ASSUMPTIONS USED TO DERIVE THE SPECIFIC REQUESTED AMOUNT. (How did you determine that the requested number of FTE were appropriate? From what source or standard did you derive the requested levels of funding? Were alternatives such as outsourcing or automation considered? If based on new legislation, does request tie to TAFP fiscal note? If not, explain why. Detail which portions of the request are one-times and how those amounts were calculated.)**

This authority will allow the MO HealthNet Division to claim enhanced rates up to the commercial rates for physicians and other professionals employed by, or affiliated with Truman Medical Centers. The Department of Social Services recognizes that safety net hospitals are critical providers of care to the Medicaid and uninsured populations, and must be able to attract and maintain a sufficient supply of qualified physicians in order to maintain and enhance the quality of care provided.

The estimated Physician payment for State Fiscal Years 2018 and 2019 is \$1,200,000.

<b>4. BREAK DOWN THE REQUEST BY BUDGET OBJECT CLASS, JOB CLASS, AND FUND SOURCE. IDENTIFY ONE-TIME COSTS.</b>									
<b>Budget Object Class/Job Class</b>	<b>Dept Req GR DOLLARS</b>	<b>Dept Req GR FTE</b>	<b>Dept Req FED DOLLARS</b>	<b>Dept Req FED FTE</b>	<b>Dept Req OTHER DOLLARS</b>	<b>Dept Req OTHER FTE</b>	<b>Dept Req TOTAL DOLLARS</b>	<b>Dept Req TOTAL FTE</b>	<b>Dept Req One-Time DOLLARS</b>
<b>Total PSD</b>	0		787,800		412,200		1,200,000		0
<b>Grand Total</b>	0	0.0	787,800	0.0	412,200	0.0	1,200,000	0.0	0



**SUPPLEMENTAL NEW DECISION ITEM**

**Department: Social Services**

**House Bill Section: 11.700**

**Division: MO HealthNet**

**DI# 2886005**

**DI Name: Physician Payments Safety Net FFS Authority Supplemental**

**Original FY 2020 House Bill Section, if applicable: 11.700**

---

**5. PERFORMANCE MEASURES (If new decision item has an associated core, separately identify projected performance with & without additional funding.)**

---

**5a. Provide an activity measure for the program.**

This program is exempt from performance measures as it is payments to safety net hospitals.

**5b. Provide a measure of the program's quality.**

This program is exempt from performance measures as it is payments to safety net hospitals.

**5c. Provide a measure of the program's impact.**

This program is exempt from performance measures as it is payments to safety net hospitals.

**5d. Provide a measure of the program's efficiency**

This program is exempt from performance measures as it is payments to safety net hospitals.

---

**6. STRATEGIES TO ACHIEVE THE PERFORMANCE MEASUREMENT TARGETS:**

---

N/A



# **NDI - Pay Plan FY 2020**

## **Cost to Continue**



**NEW DECISION ITEM**

RANK:   2                        OF   36  

Department: Social Services  
 Division: Department-Wide  
 DI Name: Pay Plan - FY 2020 Cost to Continue

DI# 0000013

Budget Unit: Various  
 HB Section: Various

**1. AMOUNT OF REQUEST**

	FY 2021 Budget Request			
	GR	Federal	Other	Total
PS	1,997,068	1,677,312	104,108	3,778,488
EE				
PSD				
TRF				
<b>Total</b>	<b>1,997,068</b>	<b>1,677,312</b>	<b>104,108</b>	<b>3,778,488</b>
FTE	0.00	0.00	0.00	0.00

	FY 2021 Governor's Recommendation			
	GR	Federal	Other	Total
PS				0
EE				0
PSD				0
TRF				0
<b>Total</b>	<b>0</b>	<b>0</b>	<b>0</b>	<b>0</b>
FTE	0.00	0.00	0.00	0.00

<b>Est. Fringe</b>	641,059	538,417	33,419	1,212,895
<i>Note: Fringes budgeted in House Bill 5 except for certain fringes budgeted directly to MoDOT, Highway Patrol, and Conservation.</i>				

<b>Est. Fringe</b>	0	0	0	0
<i>Note: Fringes budgeted in House Bill 5 except for certain fringes budgeted directly to MoDOT, Highway Patrol, and Conservation.</i>				

Other Funds: Pharmacy Rebates (0114) - \$6,392, Third Party Liability Collection Fund (0120) - \$14,997, Federal Reimbursement Allowance (0142) - \$1,489, Pharmacy Reimbursement Allowance (0144) - \$406, Nursing Facility Quality of Care (0271) - \$1,318, Health Incentives Fund (0275) - \$22,227, Ground Emergency Medical Transport Fund (0422) - \$683, DOSS Administrative Trust Fund (0545) - \$63, DOSS Educational Improvement Fund (0620) - \$49,445, Missouri RX Plan Fund (0779) - \$5,423, Ambulance Service Reimbursement Allowance (0958) - \$282, Medicaid Provider Enrollment (0990) \$1,383

Other Funds:

**2. THIS REQUEST CAN BE CATEGORIZED AS:**

<input type="checkbox"/> New Legislation	<input type="checkbox"/> New Program	<input type="checkbox"/> Fund Switch
<input type="checkbox"/> Federal Mandate	<input type="checkbox"/> Program Expansion	<input checked="" type="checkbox"/> Cost to Continue
<input type="checkbox"/> GR Pick-Up	<input type="checkbox"/> Space Request	<input type="checkbox"/> Equipment Replacement
<input type="checkbox"/> Pay Plan	<input type="checkbox"/> Other: _____	

**NEW DECISION ITEM**

RANK:  2  OF  36

Department: Social Services  
 Division: Department-Wide  
 DI Name: Pay Plan - FY 2020 Cost to Continue

DI# 0000013

Budget Unit: Various  
 HB Section: Various

**3. WHY IS THIS FUNDING NEEDED? PROVIDE AN EXPLANATION FOR ITEMS CHECKED IN #2. INCLUDE THE FEDERAL OR STATE STATUTORY OR CONSTITUTIONAL AUTHORIZATION FOR THIS PROGRAM.**

The FY 2020 budget included appropriation authority for a 3% pay increase for all state employees beginning January 1, 2020. Only six months of funding was included in FY 2020, with the stated intent of the legislature to provide the remaining six months of funding in FY 2021.

**4. DESCRIBE THE DETAILED ASSUMPTIONS USED TO DERIVE THE SPECIFIC REQUESTED AMOUNT. (How did you determine that the requested number of FTE were appropriate? From what source or standard did you derive the requested levels of funding? Were alternatives such as outsourcing or automation considered? If based on new legislation, does request tie to TAFP fiscal note? If not, explain why. Detail which portions of the request are one-times and how those amounts were calculated.)**

The appropriated amount for the Fiscal Year 2020 pay plan was based on a 3% pay increase for all state employees beginning January 1, 2020. The Fiscal Year 2021 requested amount is equivalent to the remaining six months of funding.

**5. BREAK DOWN THE REQUEST BY BUDGET OBJECT CLASS, JOB CLASS, AND FUND SOURCE. IDENTIFY ONE-TIME COSTS.**

Budget Object Class/Job Class	Dept Req GR DOLLARS	Dept Req GR FTE	Dept Req FED DOLLARS	Dept Req FED FTE	Dept Req OTHER DOLLARS	Dept Req OTHER FTE	Dept Req TOTAL DOLLARS	Dept Req TOTAL FTE	Dept Req One-Time DOLLARS
100-Salaries and Wages	1,997,068		1,677,312		104,108		3,778,488	0.0	
<b>Total PS</b>	<b>1,997,068</b>	<b>0.0</b>	<b>1,677,312</b>	<b>0.0</b>	<b>104,108</b>	<b>0.0</b>	<b>3,778,488</b>	<b>0.0</b>	<b>0</b>
<b>Grand Total</b>	<b>1,997,068</b>	<b>0.0</b>	<b>1,677,312</b>	<b>0.0</b>	<b>104,108</b>	<b>0.0</b>	<b>3,778,488</b>	<b>0.0</b>	<b>0</b>

**DECISION ITEM DETAIL**

Budget Unit	FY 2019	FY 2019	FY 2020	FY 2020	FY 2021	FY 2021	*****	*****
Decision Item	ACTUAL	ACTUAL	BUDGET	BUDGET	DEPT REQ	DEPT REQ	SECURED	SECURED
Budget Object Class	DOLLAR	FTE	DOLLAR	FTE	DOLLAR	FTE	COLUMN	COLUMN
<b>OFFICE OF DIRECTOR</b>								
<b>Pay Plan FY20-Cost to Continue - 0000013</b>								
STATE DEPARTMENT DIRECTOR	0	0.00	0	0.00	2,150	0.00	0	0.00
DEPUTY STATE DEPT DIRECTOR	0	0.00	0	0.00	1,779	0.00	0	0.00
SPECIAL ASST OFFICE & CLERICAL	0	0.00	0	0.00	361	0.00	0	0.00
<b>TOTAL - PS</b>	<b>0</b>	<b>0.00</b>	<b>0</b>	<b>0.00</b>	<b>4,290</b>	<b>0.00</b>	<b>0</b>	<b>0.00</b>
<b>GRAND TOTAL</b>	<b>\$0</b>	<b>0.00</b>	<b>\$0</b>	<b>0.00</b>	<b>\$4,290</b>	<b>0.00</b>	<b>\$0</b>	<b>0.00</b>
<b>GENERAL REVENUE</b>	<b>\$0</b>	<b>0.00</b>	<b>\$0</b>	<b>0.00</b>	<b>\$2,521</b>	<b>0.00</b>		<b>0.00</b>
<b>FEDERAL FUNDS</b>	<b>\$0</b>	<b>0.00</b>	<b>\$0</b>	<b>0.00</b>	<b>\$1,769</b>	<b>0.00</b>		<b>0.00</b>
<b>OTHER FUNDS</b>	<b>\$0</b>	<b>0.00</b>	<b>\$0</b>	<b>0.00</b>	<b>\$0</b>	<b>0.00</b>		<b>0.00</b>

**DECISION ITEM DETAIL**

Budget Unit	FY 2019	FY 2019	FY 2020	FY 2020	FY 2021	FY 2021	*****	*****
Decision Item	ACTUAL	ACTUAL	BUDGET	BUDGET	DEPT REQ	DEPT REQ	SECURED	SECURED
Budget Object Class	DOLLAR	FTE	DOLLAR	FTE	DOLLAR	FTE	COLUMN	COLUMN
<b>HUMAN RESOURCE CENTER</b>								
<b>Pay Plan FY20-Cost to Continue - 0000013</b>								
ADMIN OFFICE SUPPORT ASSISTANT	0	0.00	0	0.00	441	0.00	0	0.00
SR OFFICE SUPPORT ASSISTANT	0	0.00	0	0.00	202	0.00	0	0.00
PERSONNEL OFFICER	0	0.00	0	0.00	699	0.00	0	0.00
HUMAN RELATIONS OFCR I	0	0.00	0	0.00	1,194	0.00	0	0.00
HUMAN RELATIONS OFCR II	0	0.00	0	0.00	682	0.00	0	0.00
PERSONNEL ANAL II	0	0.00	0	0.00	626	0.00	0	0.00
HUMAN RESOURCES MGR B1	0	0.00	0	0.00	3,294	0.00	0	0.00
<b>TOTAL - PS</b>	<b>0</b>	<b>0.00</b>	<b>0</b>	<b>0.00</b>	<b>7,138</b>	<b>0.00</b>	<b>0</b>	<b>0.00</b>
<b>GRAND TOTAL</b>	<b>\$0</b>	<b>0.00</b>	<b>\$0</b>	<b>0.00</b>	<b>\$7,138</b>	<b>0.00</b>	<b>\$0</b>	<b>0.00</b>
<b>GENERAL REVENUE</b>	<b>\$0</b>	<b>0.00</b>	<b>\$0</b>	<b>0.00</b>	<b>\$4,695</b>	<b>0.00</b>		<b>0.00</b>
<b>FEDERAL FUNDS</b>	<b>\$0</b>	<b>0.00</b>	<b>\$0</b>	<b>0.00</b>	<b>\$2,443</b>	<b>0.00</b>		<b>0.00</b>
<b>OTHER FUNDS</b>	<b>\$0</b>	<b>0.00</b>	<b>\$0</b>	<b>0.00</b>	<b>\$0</b>	<b>0.00</b>		<b>0.00</b>



**DECISION ITEM DETAIL**

Budget Unit	FY 2019	FY 2019	FY 2020	FY 2020	FY 2021	FY 2021	*****	*****
Decision Item	ACTUAL	ACTUAL	BUDGET	BUDGET	DEPT REQ	DEPT REQ	SECURED	SECURED
Budget Object Class	DOLLAR	FTE	DOLLAR	FTE	DOLLAR	FTE	COLUMN	COLUMN
<b>MO MEDICAID AUDIT &amp; COMPLIANCE</b>								
<b>Pay Plan FY20-Cost to Continue - 0000013</b>								
ADMIN OFFICE SUPPORT ASSISTANT	0	0.00	0	0.00	940	0.00	0	0.00
SR OFFICE SUPPORT ASSISTANT	0	0.00	0	0.00	796	0.00	0	0.00
AUDITOR II	0	0.00	0	0.00	516	0.00	0	0.00
ACCOUNTANT I	0	0.00	0	0.00	484	0.00	0	0.00
EXECUTIVE I	0	0.00	0	0.00	474	0.00	0	0.00
MANAGEMENT ANALYSIS SPEC II	0	0.00	0	0.00	652	0.00	0	0.00
ADMINISTRATIVE ANAL II	0	0.00	0	0.00	1,006	0.00	0	0.00
REGISTERED NURSE SENIOR	0	0.00	0	0.00	4,063	0.00	0	0.00
PROGRAM DEVELOPMENT SPEC	0	0.00	0	0.00	628	0.00	0	0.00
INVESTIGATOR II	0	0.00	0	0.00	3,534	0.00	0	0.00
INVESTIGATOR III	0	0.00	0	0.00	728	0.00	0	0.00
CORRESPONDENCE & INFO SPEC I	0	0.00	0	0.00	1,109	0.00	0	0.00
MEDICAID CLERK	0	0.00	0	0.00	5,220	0.00	0	0.00
MEDICAID TECHNICIAN	0	0.00	0	0.00	1,453	0.00	0	0.00
MEDICAID SPEC	0	0.00	0	0.00	13,334	0.00	0	0.00
MEDICAID UNIT SPV	0	0.00	0	0.00	2,924	0.00	0	0.00
FISCAL & ADMINISTRATIVE MGR B1	0	0.00	0	0.00	701	0.00	0	0.00
INVESTIGATION MGR B1	0	0.00	0	0.00	808	0.00	0	0.00
SOCIAL SERVICES MGR, BAND 1	0	0.00	0	0.00	2,587	0.00	0	0.00
DESIGNATED PRINCIPAL ASST DEPT	0	0.00	0	0.00	1,289	0.00	0	0.00
LEGAL COUNSEL	0	0.00	0	0.00	984	0.00	0	0.00
<b>TOTAL - PS</b>	<b>0</b>	<b>0.00</b>	<b>0</b>	<b>0.00</b>	<b>44,230</b>	<b>0.00</b>	<b>0</b>	<b>0.00</b>
<b>GRAND TOTAL</b>	<b>\$0</b>	<b>0.00</b>	<b>\$0</b>	<b>0.00</b>	<b>\$44,230</b>	<b>0.00</b>	<b>\$0</b>	<b>0.00</b>
<b>GENERAL REVENUE</b>	<b>\$0</b>	<b>0.00</b>	<b>\$0</b>	<b>0.00</b>	<b>\$23,292</b>	<b>0.00</b>		<b>0.00</b>
<b>FEDERAL FUNDS</b>	<b>\$0</b>	<b>0.00</b>	<b>\$0</b>	<b>0.00</b>	<b>\$19,555</b>	<b>0.00</b>		<b>0.00</b>
<b>OTHER FUNDS</b>	<b>\$0</b>	<b>0.00</b>	<b>\$0</b>	<b>0.00</b>	<b>\$1,383</b>	<b>0.00</b>		<b>0.00</b>

**DECISION ITEM DETAIL**

Budget Unit	FY 2019	FY 2019	FY 2020	FY 2020	FY 2021	FY 2021	*****	*****
Decision Item	ACTUAL	ACTUAL	BUDGET	BUDGET	DEPT REQ	DEPT REQ	SECURED	SECURED
Budget Object Class	DOLLAR	FTE	DOLLAR	FTE	DOLLAR	FTE	COLUMN	COLUMN
<b>FINANCE &amp; ADMINISTRATIVE SRVS</b>								
<b>Pay Plan FY20-Cost to Continue - 0000013</b>								
ADMIN OFFICE SUPPORT ASSISTANT	0	0.00	0	0.00	1,298	0.00	0	0.00
SR OFFICE SUPPORT ASSISTANT	0	0.00	0	0.00	3,408	0.00	0	0.00
STOREKEEPER I	0	0.00	0	0.00	1,192	0.00	0	0.00
BUYER III	0	0.00	0	0.00	57	0.00	0	0.00
PROCUREMENT OFCR I	0	0.00	0	0.00	945	0.00	0	0.00
PROCUREMENT OFCR II	0	0.00	0	0.00	715	0.00	0	0.00
OFFICE SERVICES COOR	0	0.00	0	0.00	653	0.00	0	0.00
ACCOUNTING SPECIALIST II	0	0.00	0	0.00	644	0.00	0	0.00
BUDGET ANAL III	0	0.00	0	0.00	701	0.00	0	0.00
ACCOUNTING GENERALIST I	0	0.00	0	0.00	963	0.00	0	0.00
ACCOUNTING GENERALIST II	0	0.00	0	0.00	544	0.00	0	0.00
ACCOUNTING SUPERVISOR	0	0.00	0	0.00	1,357	0.00	0	0.00
RESEARCH ANAL III	0	0.00	0	0.00	3,413	0.00	0	0.00
RESEARCH ANAL IV	0	0.00	0	0.00	813	0.00	0	0.00
EXECUTIVE I	0	0.00	0	0.00	1,458	0.00	0	0.00
MANAGEMENT ANALYSIS SPEC II	0	0.00	0	0.00	1,757	0.00	0	0.00
TELECOMMUN ANAL IV	0	0.00	0	0.00	841	0.00	0	0.00
MOTOR VEHICLE DRIVER	0	0.00	0	0.00	406	0.00	0	0.00
FACILITIES OPERATIONS MGR B2	0	0.00	0	0.00	911	0.00	0	0.00
FISCAL & ADMINISTRATIVE MGR B1	0	0.00	0	0.00	11,298	0.00	0	0.00
RESEARCH MANAGER B1	0	0.00	0	0.00	1,942	0.00	0	0.00
DEPUTY STATE DEPT DIRECTOR	0	0.00	0	0.00	1,658	0.00	0	0.00
DEPUTY DIVISION DIRECTOR	0	0.00	0	0.00	7	0.00	0	0.00
DESIGNATED PRINCIPAL ASST DIV	0	0.00	0	0.00	1,295	0.00	0	0.00
LEGAL COUNSEL	0	0.00	0	0.00	913	0.00	0	0.00
SPECIAL ASST OFFICIAL & ADMSTR	0	0.00	0	0.00	1,461	0.00	0	0.00
SPECIAL ASST PROFESSIONAL	0	0.00	0	0.00	1,949	0.00	0	0.00

**DECISION ITEM DETAIL**

Budget Unit	FY 2019	FY 2019	FY 2020	FY 2020	FY 2021	FY 2021	*****	*****
Decision Item	ACTUAL	ACTUAL	BUDGET	BUDGET	DEPT REQ	DEPT REQ	SECURED	SECURED
Budget Object Class	DOLLAR	FTE	DOLLAR	FTE	DOLLAR	FTE	COLUMN	COLUMN
<b>FINANCE &amp; ADMINISTRATIVE SRVS</b>								
<b>Pay Plan FY20-Cost to Continue - 0000013</b>								
SPECIAL ASST OFFICE & CLERICAL	0	0.00	0	0.00	1,281	0.00	0	0.00
<b>TOTAL - PS</b>	<b>0</b>	<b>0.00</b>	<b>0</b>	<b>0.00</b>	<b>43,880</b>	<b>0.00</b>	<b>0</b>	<b>0.00</b>
<b>GRAND TOTAL</b>	<b>\$0</b>	<b>0.00</b>	<b>\$0</b>	<b>0.00</b>	<b>\$43,880</b>	<b>0.00</b>	<b>\$0</b>	<b>0.00</b>
GENERAL REVENUE	\$0	0.00	\$0	0.00	\$30,884	0.00		0.00
FEDERAL FUNDS	\$0	0.00	\$0	0.00	\$12,933	0.00		0.00
OTHER FUNDS	\$0	0.00	\$0	0.00	\$63	0.00		0.00

**DECISION ITEM DETAIL**

Budget Unit	FY 2019	FY 2019	FY 2020	FY 2020	FY 2021	FY 2021	*****	*****
Decision Item	ACTUAL	ACTUAL	BUDGET	BUDGET	DEPT REQ	DEPT REQ	SECURED	SECURED
Budget Object Class	DOLLAR	FTE	DOLLAR	FTE	DOLLAR	FTE	COLUMN	COLUMN
<b>DIVISION OF LEGAL SERVICES</b>								
<b>Pay Plan FY20-Cost to Continue - 0000013</b>								
ADMIN OFFICE SUPPORT ASSISTANT	0	0.00	0	0.00	5,373	0.00	0	0.00
SR OFFICE SUPPORT ASSISTANT	0	0.00	0	0.00	4,139	0.00	0	0.00
RESEARCH ANAL I	0	0.00	0	0.00	545	0.00	0	0.00
EXECUTIVE I	0	0.00	0	0.00	551	0.00	0	0.00
PROGRAM DEVELOPMENT SPEC	0	0.00	0	0.00	688	0.00	0	0.00
INVESTIGATOR I	0	0.00	0	0.00	2,883	0.00	0	0.00
INVESTIGATOR II	0	0.00	0	0.00	10,926	0.00	0	0.00
INVESTIGATOR III	0	0.00	0	0.00	11,963	0.00	0	0.00
INVESTIGATION MGR B1	0	0.00	0	0.00	1,386	0.00	0	0.00
SOCIAL SERVICES MGR, BAND 1	0	0.00	0	0.00	664	0.00	0	0.00
DIVISION DIRECTOR	0	0.00	0	0.00	1,439	0.00	0	0.00
DEPUTY DIVISION DIRECTOR	0	0.00	0	0.00	1,130	0.00	0	0.00
LEGAL COUNSEL	0	0.00	0	0.00	20,703	0.00	0	0.00
HEARINGS OFFICER	0	0.00	0	0.00	16,044	0.00	0	0.00
MISCELLANEOUS PROFESSIONAL	0	0.00	0	0.00	974	0.00	0	0.00
SPECIAL ASST PROFESSIONAL	0	0.00	0	0.00	4,505	0.00	0	0.00
SPECIAL ASST OFFICE & CLERICAL	0	0.00	0	0.00	2,594	0.00	0	0.00
<b>TOTAL - PS</b>	<b>0</b>	<b>0.00</b>	<b>0</b>	<b>0.00</b>	<b>86,507</b>	<b>0.00</b>	<b>0</b>	<b>0.00</b>
<b>GRAND TOTAL</b>	<b>\$0</b>	<b>0.00</b>	<b>\$0</b>	<b>0.00</b>	<b>\$86,507</b>	<b>0.00</b>	<b>\$0</b>	<b>0.00</b>
<b>GENERAL REVENUE</b>	<b>\$0</b>	<b>0.00</b>	<b>\$0</b>	<b>0.00</b>	<b>\$39,760</b>	<b>0.00</b>		<b>0.00</b>
<b>FEDERAL FUNDS</b>	<b>\$0</b>	<b>0.00</b>	<b>\$0</b>	<b>0.00</b>	<b>\$37,857</b>	<b>0.00</b>		<b>0.00</b>
<b>OTHER FUNDS</b>	<b>\$0</b>	<b>0.00</b>	<b>\$0</b>	<b>0.00</b>	<b>\$8,890</b>	<b>0.00</b>		<b>0.00</b>

**DECISION ITEM DETAIL**

Budget Unit	FY 2019	FY 2019	FY 2020	FY 2020	FY 2021	FY 2021	*****	*****
Decision Item	ACTUAL	ACTUAL	BUDGET	BUDGET	DEPT REQ	DEPT REQ	SECURED	SECURED
Budget Object Class	DOLLAR	FTE	DOLLAR	FTE	DOLLAR	FTE	COLUMN	COLUMN
<b>FAMILY SUPPORT ADMINISTRATION</b>								
<b>Pay Plan FY20-Cost to Continue - 0000013</b>								
ADMIN OFFICE SUPPORT ASSISTANT	0	0.00	0	0.00	3,132	0.00	0	0.00
OFFICE SUPPORT ASSISTANT	0	0.00	0	0.00	460	0.00	0	0.00
SR OFFICE SUPPORT ASSISTANT	0	0.00	0	0.00	3,787	0.00	0	0.00
BUYER III	0	0.00	0	0.00	132	0.00	0	0.00
BUYER IV	0	0.00	0	0.00	10	0.00	0	0.00
PROCUREMENT OFCR I	0	0.00	0	0.00	1,792	0.00	0	0.00
PROCUREMENT OFCR II	0	0.00	0	0.00	754	0.00	0	0.00
OFFICE SERVICES COOR	0	0.00	0	0.00	1,956	0.00	0	0.00
BUDGET ANAL III	0	0.00	0	0.00	728	0.00	0	0.00
ACCOUNTING GENERALIST I	0	0.00	0	0.00	244	0.00	0	0.00
HUMAN RELATIONS OFCR II	0	0.00	0	0.00	664	0.00	0	0.00
PERSONNEL ANAL II	0	0.00	0	0.00	2,539	0.00	0	0.00
PUBLIC INFORMATION SPEC II	0	0.00	0	0.00	1,130	0.00	0	0.00
PUBLIC INFORMATION ADMSTR	0	0.00	0	0.00	808	0.00	0	0.00
STAFF TRAINING & DEV COOR	0	0.00	0	0.00	950	0.00	0	0.00
TRAINING TECH I	0	0.00	0	0.00	1,105	0.00	0	0.00
TRAINING TECH II	0	0.00	0	0.00	1,235	0.00	0	0.00
TRAINING TECH III	0	0.00	0	0.00	3,548	0.00	0	0.00
EXECUTIVE I	0	0.00	0	0.00	1,371	0.00	0	0.00
EXECUTIVE II	0	0.00	0	0.00	1,630	0.00	0	0.00
MANAGEMENT ANALYSIS SPEC I	0	0.00	0	0.00	289	0.00	0	0.00
MANAGEMENT ANALYSIS SPEC II	0	0.00	0	0.00	3,097	0.00	0	0.00
PERSONNEL CLERK	0	0.00	0	0.00	909	0.00	0	0.00
TELECOMMUN ANAL II	0	0.00	0	0.00	329	0.00	0	0.00
ADMINISTRATIVE ANAL I	0	0.00	0	0.00	469	0.00	0	0.00
CASE ANALYST	0	0.00	0	0.00	5,189	0.00	0	0.00
PROGRAM DEVELOPMENT SPEC	0	0.00	0	0.00	24,140	0.00	0	0.00
CORRESPONDENCE & INFO SPEC I	0	0.00	0	0.00	545	0.00	0	0.00
FISCAL & ADMINISTRATIVE MGR B1	0	0.00	0	0.00	5,333	0.00	0	0.00
HUMAN RESOURCES MGR B1	0	0.00	0	0.00	3,008	0.00	0	0.00
SOCIAL SERVICES MGR, BAND 1	0	0.00	0	0.00	25,391	0.00	0	0.00
DESIGNATED PRINCIPAL ASST DEPT	0	0.00	0	0.00	796	0.00	0	0.00

**DECISION ITEM DETAIL**

Budget Unit	FY 2019	FY 2019	FY 2020	FY 2020	FY 2021	FY 2021	*****	*****
Decision Item	ACTUAL	ACTUAL	BUDGET	BUDGET	DEPT REQ	DEPT REQ	SECURED	SECURED
Budget Object Class	DOLLAR	FTE	DOLLAR	FTE	DOLLAR	FTE	COLUMN	COLUMN
<b>FAMILY SUPPORT ADMINISTRATION</b>								
<b>Pay Plan FY20-Cost to Continue - 0000013</b>								
DIVISION DIRECTOR	0	0.00	0	0.00	1,527	0.00	0	0.00
DEPUTY DIVISION DIRECTOR	0	0.00	0	0.00	2,578	0.00	0	0.00
DESIGNATED PRINCIPAL ASST DIV	0	0.00	0	0.00	1,291	0.00	0	0.00
STUDENT INTERN	0	0.00	0	0.00	3	0.00	0	0.00
MISCELLANEOUS TECHNICAL	0	0.00	0	0.00	11	0.00	0	0.00
MISCELLANEOUS PROFESSIONAL	0	0.00	0	0.00	771	0.00	0	0.00
SPECIAL ASST PROFESSIONAL	0	0.00	0	0.00	4,721	0.00	0	0.00
SPECIAL ASST OFFICE & CLERICAL	0	0.00	0	0.00	2,445	0.00	0	0.00
<b>TOTAL - PS</b>	<b>0</b>	<b>0.00</b>	<b>0</b>	<b>0.00</b>	<b>110,817</b>	<b>0.00</b>	<b>0</b>	<b>0.00</b>
<b>GRAND TOTAL</b>	<b>\$0</b>	<b>0.00</b>	<b>\$0</b>	<b>0.00</b>	<b>\$110,817</b>	<b>0.00</b>	<b>\$0</b>	<b>0.00</b>
<b>GENERAL REVENUE</b>	<b>\$0</b>	<b>0.00</b>	<b>\$0</b>	<b>0.00</b>	<b>\$53,919</b>	<b>0.00</b>		<b>0.00</b>
<b>FEDERAL FUNDS</b>	<b>\$0</b>	<b>0.00</b>	<b>\$0</b>	<b>0.00</b>	<b>\$56,898</b>	<b>0.00</b>		<b>0.00</b>
<b>OTHER FUNDS</b>	<b>\$0</b>	<b>0.00</b>	<b>\$0</b>	<b>0.00</b>	<b>\$0</b>	<b>0.00</b>		<b>0.00</b>

**DECISION ITEM DETAIL**

Budget Unit	FY 2019	FY 2019	FY 2020	FY 2020	FY 2021	FY 2021	*****	*****
Decision Item	ACTUAL	ACTUAL	BUDGET	BUDGET	DEPT REQ	DEPT REQ	SECURED	SECURED
Budget Object Class	DOLLAR	FTE	DOLLAR	FTE	DOLLAR	FTE	COLUMN	COLUMN
<b>IM FIELD STAFF/OPS</b>								
<b>Pay Plan FY20-Cost to Continue - 0000013</b>								
ADMIN OFFICE SUPPORT ASSISTANT	0	0.00	0	0.00	5,536	0.00	0	0.00
OFFICE SUPPORT ASST (STENO)	0	0.00	0	0.00	899	0.00	0	0.00
OFFICE SUPPORT ASSISTANT	0	0.00	0	0.00	22,122	0.00	0	0.00
SR OFFICE SUPPORT ASSISTANT	0	0.00	0	0.00	33,099	0.00	0	0.00
ACCOUNTANT I	0	0.00	0	0.00	380	0.00	0	0.00
TRAINING TECH I	0	0.00	0	0.00	3,980	0.00	0	0.00
TRAINING TECH II	0	0.00	0	0.00	3,831	0.00	0	0.00
EXECUTIVE I	0	0.00	0	0.00	986	0.00	0	0.00
MANAGEMENT ANALYSIS SPEC II	0	0.00	0	0.00	1,341	0.00	0	0.00
ADMINISTRATIVE ANAL I	0	0.00	0	0.00	1,055	0.00	0	0.00
ADMINISTRATIVE ANAL II	0	0.00	0	0.00	544	0.00	0	0.00
CASE ANALYST	0	0.00	0	0.00	24,868	0.00	0	0.00
FAMILY SUPPORT ELIGIBILITY SPC	0	0.00	0	0.00	687,179	0.00	0	0.00
FAMILY SUPPORT ELIGIBILITY SPV	0	0.00	0	0.00	79,640	0.00	0	0.00
PROGRAM DEVELOPMENT SPEC	0	0.00	0	0.00	19,670	0.00	0	0.00
CORRESPONDENCE & INFO SPEC I	0	0.00	0	0.00	107,413	0.00	0	0.00
CORRESPONDENCE & INFO SPEC II	0	0.00	0	0.00	601	0.00	0	0.00
MOTOR VEHICLE DRIVER	0	0.00	0	0.00	304	0.00	0	0.00
SOCIAL SERVICES MGR, BAND 1	0	0.00	0	0.00	48,612	0.00	0	0.00
LEGAL COUNSEL	0	0.00	0	0.00	2,798	0.00	0	0.00
CLERK	0	0.00	0	0.00	152	0.00	0	0.00
MISCELLANEOUS PROFESSIONAL	0	0.00	0	0.00	21	0.00	0	0.00
SPECIAL ASST PROFESSIONAL	0	0.00	0	0.00	1,756	0.00	0	0.00
<b>TOTAL - PS</b>	<b>0</b>	<b>0.00</b>	<b>0</b>	<b>0.00</b>	<b>1,046,787</b>	<b>0.00</b>	<b>0</b>	<b>0.00</b>
<b>GRAND TOTAL</b>	<b>\$0</b>	<b>0.00</b>	<b>\$0</b>	<b>0.00</b>	<b>\$1,046,787</b>	<b>0.00</b>	<b>\$0</b>	<b>0.00</b>
<b>GENERAL REVENUE</b>	<b>\$0</b>	<b>0.00</b>	<b>\$0</b>	<b>0.00</b>	<b>\$637,229</b>	<b>0.00</b>		<b>0.00</b>
<b>FEDERAL FUNDS</b>	<b>\$0</b>	<b>0.00</b>	<b>\$0</b>	<b>0.00</b>	<b>\$397,120</b>	<b>0.00</b>		<b>0.00</b>
<b>OTHER FUNDS</b>	<b>\$0</b>	<b>0.00</b>	<b>\$0</b>	<b>0.00</b>	<b>\$12,438</b>	<b>0.00</b>		<b>0.00</b>

**DECISION ITEM DETAIL**

Budget Unit	FY 2019	FY 2019	FY 2020	FY 2020	FY 2021	FY 2021	*****	*****
Decision Item	ACTUAL	ACTUAL	BUDGET	BUDGET	DEPT REQ	DEPT REQ	SECURED	SECURED
Budget Object Class	DOLLAR	FTE	DOLLAR	FTE	DOLLAR	FTE	COLUMN	COLUMN
<b>VICTIMS OF CRIME PROGRAM</b>								
<b>Pay Plan FY20-Cost to Continue - 0000013</b>								
PROCUREMENT OFCR I	0	0.00	0	0.00	580	0.00	0	0.00
MANAGEMENT ANALYSIS SPEC II	0	0.00	0	0.00	2,719	0.00	0	0.00
PROGRAM DEVELOPMENT SPEC	0	0.00	0	0.00	1,853	0.00	0	0.00
FISCAL & ADMINISTRATIVE MGR B1	0	0.00	0	0.00	965	0.00	0	0.00
MENTAL HEALTH MGR B1	0	0.00	0	0.00	1,500	0.00	0	0.00
<b>TOTAL - PS</b>	<b>0</b>	<b>0.00</b>	<b>0</b>	<b>0.00</b>	<b>7,617</b>	<b>0.00</b>	<b>0</b>	<b>0.00</b>
<b>GRAND TOTAL</b>	<b>\$0</b>	<b>0.00</b>	<b>\$0</b>	<b>0.00</b>	<b>\$7,617</b>	<b>0.00</b>	<b>\$0</b>	<b>0.00</b>
<b>GENERAL REVENUE</b>	<b>\$0</b>	<b>0.00</b>	<b>\$0</b>	<b>0.00</b>	<b>\$0</b>	<b>0.00</b>		<b>0.00</b>
<b>FEDERAL FUNDS</b>	<b>\$0</b>	<b>0.00</b>	<b>\$0</b>	<b>0.00</b>	<b>\$7,617</b>	<b>0.00</b>		<b>0.00</b>
<b>OTHER FUNDS</b>	<b>\$0</b>	<b>0.00</b>	<b>\$0</b>	<b>0.00</b>	<b>\$0</b>	<b>0.00</b>		<b>0.00</b>



**DECISION ITEM DETAIL**

Budget Unit	FY 2019	FY 2019	FY 2020	FY 2020	FY 2021	FY 2021	*****	*****
Decision Item	ACTUAL	ACTUAL	BUDGET	BUDGET	DEPT REQ	DEPT REQ	SECURED	SECURED
Budget Object Class	DOLLAR	FTE	DOLLAR	FTE	DOLLAR	FTE	COLUMN	COLUMN
<b>BLIND ADMIN</b>								
<b>Pay Plan FY20-Cost to Continue - 0000013</b>								
ADMIN OFFICE SUPPORT ASSISTANT	0	0.00	0	0.00	2,677	0.00	0	0.00
SR OFFICE SUPPORT ASSISTANT	0	0.00	0	0.00	853	0.00	0	0.00
EXECUTIVE I	0	0.00	0	0.00	1,078	0.00	0	0.00
EXECUTIVE II	0	0.00	0	0.00	545	0.00	0	0.00
MANAGEMENT ANALYSIS SPEC II	0	0.00	0	0.00	652	0.00	0	0.00
REHAB TEACHER FOR THE BLIND	0	0.00	0	0.00	9,034	0.00	0	0.00
CHILDREN'S SPEC FOR THE BLIND	0	0.00	0	0.00	1,655	0.00	0	0.00
MOBILITY SPEC FOR THE BLIND	0	0.00	0	0.00	3,101	0.00	0	0.00
JOB DEV SPEC FOR THE BLIND	0	0.00	0	0.00	411	0.00	0	0.00
AREA SUPV BUS ENTPRS BLIND	0	0.00	0	0.00	2,853	0.00	0	0.00
REHAB ASST REHAB SRVS FOR BLND	0	0.00	0	0.00	8,170	0.00	0	0.00
COOR PREVENTION OF BLINDNESS	0	0.00	0	0.00	729	0.00	0	0.00
VOCATIONAL REHAB CSLR F/T BLIN	0	0.00	0	0.00	4,418	0.00	0	0.00
SR VOC REHAB CNSLR F/T BLIND	0	0.00	0	0.00	8,522	0.00	0	0.00
ASST SPV BUSINESS ENTPRS BLIND	0	0.00	0	0.00	628	0.00	0	0.00
CASE ANALYST	0	0.00	0	0.00	241	0.00	0	0.00
PROGRAM DEVELOPMENT SPEC	0	0.00	0	0.00	1,958	0.00	0	0.00
FISCAL & ADMINISTRATIVE MGR B1	0	0.00	0	0.00	841	0.00	0	0.00
SOCIAL SERVICES MGR, BAND 1	0	0.00	0	0.00	9,050	0.00	0	0.00
MISCELLANEOUS PROFESSIONAL	0	0.00	0	0.00	315	0.00	0	0.00
SPECIAL ASST OFFICIAL & ADMSTR	0	0.00	0	0.00	1,289	0.00	0	0.00
<b>TOTAL - PS</b>	<b>0</b>	<b>0.00</b>	<b>0</b>	<b>0.00</b>	<b>59,020</b>	<b>0.00</b>	<b>0</b>	<b>0.00</b>
<b>GRAND TOTAL</b>	<b>\$0</b>	<b>0.00</b>	<b>\$0</b>	<b>0.00</b>	<b>\$59,020</b>	<b>0.00</b>	<b>\$0</b>	<b>0.00</b>
<b>GENERAL REVENUE</b>	<b>\$0</b>	<b>0.00</b>	<b>\$0</b>	<b>0.00</b>	<b>\$21,829</b>	<b>0.00</b>		<b>0.00</b>
<b>FEDERAL FUNDS</b>	<b>\$0</b>	<b>0.00</b>	<b>\$0</b>	<b>0.00</b>	<b>\$37,191</b>	<b>0.00</b>		<b>0.00</b>
<b>OTHER FUNDS</b>	<b>\$0</b>	<b>0.00</b>	<b>\$0</b>	<b>0.00</b>	<b>\$0</b>	<b>0.00</b>		<b>0.00</b>

**DECISION ITEM DETAIL**

Budget Unit	FY 2019	FY 2019	FY 2020	FY 2020	FY 2021	FY 2021	*****	*****
Decision Item	ACTUAL	ACTUAL	BUDGET	BUDGET	DEPT REQ	DEPT REQ	SECURED	SECURED
Budget Object Class	DOLLAR	FTE	DOLLAR	FTE	DOLLAR	FTE	COLUMN	COLUMN
<b>CHILD SUPPORT FIELD STAFF/OPS</b>								
<b>Pay Plan FY20-Cost to Continue - 0000013</b>								
ADMIN OFFICE SUPPORT ASSISTANT	0	0.00	0	0.00	1,363	0.00	0	0.00
OFFICE SUPPORT ASSISTANT	0	0.00	0	0.00	18,996	0.00	0	0.00
SR OFFICE SUPPORT ASSISTANT	0	0.00	0	0.00	8,854	0.00	0	0.00
TRAINING TECH II	0	0.00	0	0.00	2,728	0.00	0	0.00
TRAINING TECH III	0	0.00	0	0.00	729	0.00	0	0.00
CASE ANALYST	0	0.00	0	0.00	2,569	0.00	0	0.00
PROGRAM DEVELOPMENT SPEC	0	0.00	0	0.00	5,124	0.00	0	0.00
CHILD SUPPORT SPECIALIST	0	0.00	0	0.00	217,312	0.00	0	0.00
CHILD SUPPORT ENFORCEMENT SPV	0	0.00	0	0.00	34,664	0.00	0	0.00
CORRESPONDENCE & INFO SPEC I	0	0.00	0	0.00	2,610	0.00	0	0.00
MOTOR VEHICLE DRIVER	0	0.00	0	0.00	339	0.00	0	0.00
SOCIAL SERVICES MGR, BAND 1	0	0.00	0	0.00	17,541	0.00	0	0.00
LEGAL COUNSEL	0	0.00	0	0.00	941	0.00	0	0.00
HEARINGS OFFICER	0	0.00	0	0.00	10,585	0.00	0	0.00
SPECIAL ASST PROFESSIONAL	0	0.00	0	0.00	744	0.00	0	0.00
<b>TOTAL - PS</b>	<b>0</b>	<b>0.00</b>	<b>0</b>	<b>0.00</b>	<b>325,099</b>	<b>0.00</b>	<b>0</b>	<b>0.00</b>
<b>GRAND TOTAL</b>	<b>\$0</b>	<b>0.00</b>	<b>\$0</b>	<b>0.00</b>	<b>\$325,099</b>	<b>0.00</b>	<b>\$0</b>	<b>0.00</b>
<b>GENERAL REVENUE</b>	<b>\$0</b>	<b>0.00</b>	<b>\$0</b>	<b>0.00</b>	<b>\$130,262</b>	<b>0.00</b>		<b>0.00</b>
<b>FEDERAL FUNDS</b>	<b>\$0</b>	<b>0.00</b>	<b>\$0</b>	<b>0.00</b>	<b>\$194,837</b>	<b>0.00</b>		<b>0.00</b>
<b>OTHER FUNDS</b>	<b>\$0</b>	<b>0.00</b>	<b>\$0</b>	<b>0.00</b>	<b>\$0</b>	<b>0.00</b>		<b>0.00</b>

**DECISION ITEM DETAIL**

Budget Unit	FY 2019	FY 2019	FY 2020	FY 2020	FY 2021	FY 2021	*****	*****
Decision Item	ACTUAL	ACTUAL	BUDGET	BUDGET	DEPT REQ	DEPT REQ	SECURED	SECURED
Budget Object Class	DOLLAR	FTE	DOLLAR	FTE	DOLLAR	FTE	COLUMN	COLUMN
<b>CHILDREN'S ADMINISTRATION</b>								
<b>Pay Plan FY20-Cost to Continue - 0000013</b>								
ADMIN OFFICE SUPPORT ASSISTANT	0	0.00	0	0.00	3,120	0.00	0	0.00
SR OFFICE SUPPORT ASSISTANT	0	0.00	0	0.00	2,326	0.00	0	0.00
INFORMATION SUPPORT COOR	0	0.00	0	0.00	467	0.00	0	0.00
BUYER III	0	0.00	0	0.00	255	0.00	0	0.00
BUYER IV	0	0.00	0	0.00	244	0.00	0	0.00
PROCUREMENT OFCR I	0	0.00	0	0.00	588	0.00	0	0.00
PROCUREMENT OFCR II	0	0.00	0	0.00	775	0.00	0	0.00
OFFICE SERVICES COOR	0	0.00	0	0.00	1,270	0.00	0	0.00
BUDGET ANAL III	0	0.00	0	0.00	360	0.00	0	0.00
ACCOUNTING GENERALIST I	0	0.00	0	0.00	237	0.00	0	0.00
PERSONNEL OFFICER	0	0.00	0	0.00	640	0.00	0	0.00
PERSONNEL ANAL I	0	0.00	0	0.00	566	0.00	0	0.00
PERSONNEL ANAL II	0	0.00	0	0.00	402	0.00	0	0.00
TRAINING TECH II	0	0.00	0	0.00	1,241	0.00	0	0.00
TRAINING TECH III	0	0.00	0	0.00	695	0.00	0	0.00
EXECUTIVE I	0	0.00	0	0.00	1,441	0.00	0	0.00
MANAGEMENT ANALYSIS SPEC I	0	0.00	0	0.00	316	0.00	0	0.00
MANAGEMENT ANALYSIS SPEC II	0	0.00	0	0.00	3,123	0.00	0	0.00
PERSONNEL CLERK	0	0.00	0	0.00	1,336	0.00	0	0.00
TELECOMMUN ANAL II	0	0.00	0	0.00	329	0.00	0	0.00
PROGRAM DEVELOPMENT SPEC	0	0.00	0	0.00	11,956	0.00	0	0.00
CHILD PLACEMENT COOR (SS)	0	0.00	0	0.00	1,300	0.00	0	0.00
FISCAL & ADMINISTRATIVE MGR B1	0	0.00	0	0.00	2,211	0.00	0	0.00
HUMAN RESOURCES MGR B1	0	0.00	0	0.00	1,149	0.00	0	0.00
SOCIAL SERVICES MGR, BAND 1	0	0.00	0	0.00	8,511	0.00	0	0.00
DESIGNATED PRINCIPAL ASST DEPT	0	0.00	0	0.00	1,446	0.00	0	0.00
DIVISION DIRECTOR	0	0.00	0	0.00	1,510	0.00	0	0.00
DEPUTY DIVISION DIRECTOR	0	0.00	0	0.00	2,536	0.00	0	0.00
DESIGNATED PRINCIPAL ASST DIV	0	0.00	0	0.00	1,276	0.00	0	0.00
LEGAL COUNSEL	0	0.00	0	0.00	2,857	0.00	0	0.00
MISCELLANEOUS TECHNICAL	0	0.00	0	0.00	349	0.00	0	0.00
SPECIAL ASST PROFESSIONAL	0	0.00	0	0.00	4,503	0.00	0	0.00

**DECISION ITEM DETAIL**

Budget Unit	FY 2019	FY 2019	FY 2020	FY 2020	FY 2021	FY 2021	*****	*****
Decision Item	ACTUAL	ACTUAL	BUDGET	BUDGET	DEPT REQ	DEPT REQ	SECURED	SECURED
Budget Object Class	DOLLAR	FTE	DOLLAR	FTE	DOLLAR	FTE	COLUMN	COLUMN
<b>CHILDREN'S ADMINISTRATION</b>								
<b>Pay Plan FY20-Cost to Continue - 0000013</b>								
SPECIAL ASST OFFICE & CLERICAL	0	0.00	0	0.00	1,343	0.00	0	0.00
<b>TOTAL - PS</b>	<b>0</b>	<b>0.00</b>	<b>0</b>	<b>0.00</b>	<b>60,678</b>	<b>0.00</b>	<b>0</b>	<b>0.00</b>
<b>GRAND TOTAL</b>	<b>\$0</b>	<b>0.00</b>	<b>\$0</b>	<b>0.00</b>	<b>\$60,678</b>	<b>0.00</b>	<b>\$0</b>	<b>0.00</b>
GENERAL REVENUE	\$0	0.00	\$0	0.00	\$21,171	0.00		0.00
FEDERAL FUNDS	\$0	0.00	\$0	0.00	\$39,507	0.00		0.00
OTHER FUNDS	\$0	0.00	\$0	0.00	\$0	0.00		0.00

**DECISION ITEM DETAIL**

Budget Unit	FY 2019	FY 2019	FY 2020	FY 2020	FY 2021	FY 2021	*****	*****
Decision Item	ACTUAL	ACTUAL	BUDGET	BUDGET	DEPT REQ	DEPT REQ	SECURED	SECURED
Budget Object Class	DOLLAR	FTE	DOLLAR	FTE	DOLLAR	FTE	COLUMN	COLUMN
<b>CHILDREN'S FIELD STAFF/OPS</b>								
<b>Pay Plan FY20-Cost to Continue - 0000013</b>								
ADMIN OFFICE SUPPORT ASSISTANT	0	0.00	0	0.00	7,711	0.00	0	0.00
SR OFC SUPPORT ASST (STENO)	0	0.00	0	0.00	564	0.00	0	0.00
OFFICE SUPPORT ASSISTANT	0	0.00	0	0.00	52,516	0.00	0	0.00
SR OFFICE SUPPORT ASSISTANT	0	0.00	0	0.00	26,708	0.00	0	0.00
CLERICAL SERVICES SPV FS	0	0.00	0	0.00	1,595	0.00	0	0.00
PROCUREMENT OFCR I	0	0.00	0	0.00	4	0.00	0	0.00
ACCOUNT CLERK II	0	0.00	0	0.00	795	0.00	0	0.00
ACCOUNTANT I	0	0.00	0	0.00	92	0.00	0	0.00
TRAINING TECH I	0	0.00	0	0.00	568	0.00	0	0.00
TRAINING TECH II	0	0.00	0	0.00	7,956	0.00	0	0.00
TRAINING TECH III	0	0.00	0	0.00	746	0.00	0	0.00
EXECUTIVE I	0	0.00	0	0.00	9,758	0.00	0	0.00
EXECUTIVE II	0	0.00	0	0.00	1,724	0.00	0	0.00
HEALTH PROGRAM REP II	0	0.00	0	0.00	607	0.00	0	0.00
CHILDREN'S SERVICE WORKER I	0	0.00	0	0.00	97,975	0.00	0	0.00
CHILDREN'S SERVICE WORKER II	0	0.00	0	0.00	359,478	0.00	0	0.00
CHILDREN'S SERVICE WORKER III	0	0.00	0	0.00	287,978	0.00	0	0.00
CHILDREN'S SERVICE WORKER IV	0	0.00	0	0.00	42,098	0.00	0	0.00
CHILDREN'S SERVICE SPV	0	0.00	0	0.00	147,443	0.00	0	0.00
CHILDREN'S SERVICE PROG MGR	0	0.00	0	0.00	13,952	0.00	0	0.00
CHILDREN'S SERVICE SPECIALIST	0	0.00	0	0.00	46,174	0.00	0	0.00
REG CNSLT RESID LCSNG UNIT	0	0.00	0	0.00	4,316	0.00	0	0.00
PROGRAM ELIG ANALYST FAS	0	0.00	0	0.00	14,709	0.00	0	0.00
PROGRAM ELIG SUPERVISOR FAS	0	0.00	0	0.00	3,586	0.00	0	0.00
PROGRAM DEVELOPMENT SPEC	0	0.00	0	0.00	2,301	0.00	0	0.00
CORRESPONDENCE & INFO SPEC I	0	0.00	0	0.00	595	0.00	0	0.00
FISCAL & ADMINISTRATIVE MGR B1	0	0.00	0	0.00	3,281	0.00	0	0.00
SOCIAL SERVICES MGR, BAND 1	0	0.00	0	0.00	45,358	0.00	0	0.00
MISCELLANEOUS TECHNICAL	0	0.00	0	0.00	976	0.00	0	0.00
MISCELLANEOUS PROFESSIONAL	0	0.00	0	0.00	470	0.00	0	0.00
SPECIAL ASST OFFICIAL & ADMSTR	0	0.00	0	0.00	734	0.00	0	0.00
SPECIAL ASST PROFESSIONAL	0	0.00	0	0.00	6,021	0.00	0	0.00

**DECISION ITEM DETAIL**

Budget Unit	FY 2019	FY 2019	FY 2020	FY 2020	FY 2021	FY 2021	*****	*****
Decision Item	ACTUAL	ACTUAL	BUDGET	BUDGET	DEPT REQ	DEPT REQ	SECURED	SECURED
Budget Object Class	DOLLAR	FTE	DOLLAR	FTE	DOLLAR	FTE	COLUMN	COLUMN
<b>CHILDREN'S FIELD STAFF/OPS</b>								
<b>Pay Plan FY20-Cost to Continue - 0000013</b>								
SOCIAL SERVICES WORKER	0	0.00	0	0.00	1,017	0.00	0	0.00
<b>TOTAL - PS</b>	<b>0</b>	<b>0.00</b>	<b>0</b>	<b>0.00</b>	<b>1,189,806</b>	<b>0.00</b>	<b>0</b>	<b>0.00</b>
<b>GRAND TOTAL</b>	<b>\$0</b>	<b>0.00</b>	<b>\$0</b>	<b>0.00</b>	<b>\$1,189,806</b>	<b>0.00</b>	<b>\$0</b>	<b>0.00</b>
GENERAL REVENUE	\$0	0.00	\$0	0.00	\$632,805	0.00		0.00
FEDERAL FUNDS	\$0	0.00	\$0	0.00	\$555,891	0.00		0.00
OTHER FUNDS	\$0	0.00	\$0	0.00	\$1,110	0.00		0.00

**DECISION ITEM DETAIL**

Budget Unit	FY 2019	FY 2019	FY 2020	FY 2020	FY 2021	FY 2021	*****	*****
Decision Item	ACTUAL	ACTUAL	BUDGET	BUDGET	DEPT REQ	DEPT REQ	SECURED	SECURED
Budget Object Class	DOLLAR	FTE	DOLLAR	FTE	DOLLAR	FTE	COLUMN	COLUMN
<b>PURCHASE OF CHILD CARE</b>								
<b>Pay Plan FY20-Cost to Continue - 0000013</b>								
SR OFFICE SUPPORT ASSISTANT	0	0.00	0	0.00	394	0.00	0	0.00
EXECUTIVE II	0	0.00	0	0.00	580	0.00	0	0.00
PROGRAM DEVELOPMENT SPEC	0	0.00	0	0.00	4,105	0.00	0	0.00
SOCIAL SERVICES MGR, BAND 1	0	0.00	0	0.00	1,310	0.00	0	0.00
SPECIAL ASST PROFESSIONAL	0	0.00	0	0.00	1,210	0.00	0	0.00
<b>TOTAL - PS</b>	<b>0</b>	<b>0.00</b>	<b>0</b>	<b>0.00</b>	<b>7,599</b>	<b>0.00</b>	<b>0</b>	<b>0.00</b>
<b>GRAND TOTAL</b>	<b>\$0</b>	<b>0.00</b>	<b>\$0</b>	<b>0.00</b>	<b>\$7,599</b>	<b>0.00</b>	<b>\$0</b>	<b>0.00</b>
<b>GENERAL REVENUE</b>	<b>\$0</b>	<b>0.00</b>	<b>\$0</b>	<b>0.00</b>	<b>\$1,734</b>	<b>0.00</b>		<b>0.00</b>
<b>FEDERAL FUNDS</b>	<b>\$0</b>	<b>0.00</b>	<b>\$0</b>	<b>0.00</b>	<b>\$5,865</b>	<b>0.00</b>		<b>0.00</b>
<b>OTHER FUNDS</b>	<b>\$0</b>	<b>0.00</b>	<b>\$0</b>	<b>0.00</b>	<b>\$0</b>	<b>0.00</b>		<b>0.00</b>

**DECISION ITEM DETAIL**

Budget Unit	FY 2019	FY 2019	FY 2020	FY 2020	FY 2021	FY 2021	*****	*****
Decision Item	ACTUAL	ACTUAL	BUDGET	BUDGET	DEPT REQ	DEPT REQ	SECURED	SECURED
Budget Object Class	DOLLAR	FTE	DOLLAR	FTE	DOLLAR	FTE	COLUMN	COLUMN
<b>YOUTH SERVICES ADMIN</b>								
<b>Pay Plan FY20-Cost to Continue - 0000013</b>								
ADMIN OFFICE SUPPORT ASSISTANT	0	0.00	0	0.00	854	0.00	0	0.00
OFFICE SUPPORT ASST (STENO)	0	0.00	0	0.00	405	0.00	0	0.00
SR OFC SUPPORT ASST (STENO)	0	0.00	0	0.00	983	0.00	0	0.00
OFFICE SUPPORT ASSISTANT	0	0.00	0	0.00	1,083	0.00	0	0.00
SR OFFICE SUPPORT ASSISTANT	0	0.00	0	0.00	1,616	0.00	0	0.00
PROCUREMENT OFCR I	0	0.00	0	0.00	588	0.00	0	0.00
PROCUREMENT OFCR II	0	0.00	0	0.00	658	0.00	0	0.00
ACCOUNTING SPECIALIST II	0	0.00	0	0.00	653	0.00	0	0.00
PERSONNEL OFFICER	0	0.00	0	0.00	640	0.00	0	0.00
TRAINING TECH II	0	0.00	0	0.00	655	0.00	0	0.00
EXECUTIVE I	0	0.00	0	0.00	487	0.00	0	0.00
MANAGEMENT ANALYSIS SPEC II	0	0.00	0	0.00	1,464	0.00	0	0.00
PERSONNEL CLERK	0	0.00	0	0.00	441	0.00	0	0.00
COMMUNITY SVS COORD-YOUTH SRVS	0	0.00	0	0.00	653	0.00	0	0.00
FISCAL & ADMINISTRATIVE MGR B1	0	0.00	0	0.00	1,530	0.00	0	0.00
HUMAN RESOURCES MGR B1	0	0.00	0	0.00	999	0.00	0	0.00
SOCIAL SERVICES MGR, BAND 1	0	0.00	0	0.00	8,355	0.00	0	0.00
DIVISION DIRECTOR	0	0.00	0	0.00	1,527	0.00	0	0.00
DEPUTY DIVISION DIRECTOR	0	0.00	0	0.00	1,289	0.00	0	0.00
BOARD MEMBER	0	0.00	0	0.00	14	0.00	0	0.00
SPECIAL ASST OFFICE & CLERICAL	0	0.00	0	0.00	1,258	0.00	0	0.00
<b>TOTAL - PS</b>	<b>0</b>	<b>0.00</b>	<b>0</b>	<b>0.00</b>	<b>26,152</b>	<b>0.00</b>	<b>0</b>	<b>0.00</b>
<b>GRAND TOTAL</b>	<b>\$0</b>	<b>0.00</b>	<b>\$0</b>	<b>0.00</b>	<b>\$26,152</b>	<b>0.00</b>	<b>\$0</b>	<b>0.00</b>
<b>GENERAL REVENUE</b>	<b>\$0</b>	<b>0.00</b>	<b>\$0</b>	<b>0.00</b>	<b>\$20,593</b>	<b>0.00</b>		<b>0.00</b>
<b>FEDERAL FUNDS</b>	<b>\$0</b>	<b>0.00</b>	<b>\$0</b>	<b>0.00</b>	<b>\$5,559</b>	<b>0.00</b>		<b>0.00</b>
<b>OTHER FUNDS</b>	<b>\$0</b>	<b>0.00</b>	<b>\$0</b>	<b>0.00</b>	<b>\$0</b>	<b>0.00</b>		<b>0.00</b>



**DECISION ITEM DETAIL**

Budget Unit	FY 2019	FY 2019	FY 2020	FY 2020	FY 2021	FY 2021	*****	*****
Decision Item	ACTUAL	ACTUAL	BUDGET	BUDGET	DEPT REQ	DEPT REQ	SECURED	SECURED
Budget Object Class	DOLLAR	FTE	DOLLAR	FTE	DOLLAR	FTE	COLUMN	COLUMN
<b>YOUTH TREATMENT PROGRAMS</b>								
<b>Pay Plan FY20-Cost to Continue - 0000013</b>								
OFFICE SUPPORT ASST (STENO)	0	0.00	0	0.00	1,026	0.00	0	0.00
SR OFC SUPPORT ASST (STENO)	0	0.00	0	0.00	2,464	0.00	0	0.00
OFFICE SUPPORT ASSISTANT	0	0.00	0	0.00	13,787	0.00	0	0.00
SR OFFICE SUPPORT ASSISTANT	0	0.00	0	0.00	8,664	0.00	0	0.00
PROCUREMENT OFCR I	0	0.00	0	0.00	585	0.00	0	0.00
ACCOUNT CLERK II	0	0.00	0	0.00	810	0.00	0	0.00
ACCOUNTANT I	0	0.00	0	0.00	4,259	0.00	0	0.00
BUDGET ANAL III	0	0.00	0	0.00	729	0.00	0	0.00
PERSONNEL ANAL II	0	0.00	0	0.00	740	0.00	0	0.00
STAFF TRAINING & DEV COOR	0	0.00	0	0.00	793	0.00	0	0.00
TRAINING TECH II	0	0.00	0	0.00	7,199	0.00	0	0.00
EXECUTIVE I	0	0.00	0	0.00	4,677	0.00	0	0.00
MANAGEMENT ANALYSIS SPEC I	0	0.00	0	0.00	705	0.00	0	0.00
MANAGEMENT ANALYSIS SPEC II	0	0.00	0	0.00	1,960	0.00	0	0.00
PERSONNEL CLERK	0	0.00	0	0.00	838	0.00	0	0.00
COOK II	0	0.00	0	0.00	9,870	0.00	0	0.00
COOK III	0	0.00	0	0.00	6,644	0.00	0	0.00
ACADEMIC TEACHER I	0	0.00	0	0.00	2,329	0.00	0	0.00
ACADEMIC TEACHER II	0	0.00	0	0.00	1,616	0.00	0	0.00
ACADEMIC TEACHER III	0	0.00	0	0.00	23,910	0.00	0	0.00
EDUCATION SUPERVISOR	0	0.00	0	0.00	3,540	0.00	0	0.00
LIBRARIAN II	0	0.00	0	0.00	597	0.00	0	0.00
EDUCATION ASST II	0	0.00	0	0.00	962	0.00	0	0.00
SPECIAL EDUC TEACHER I	0	0.00	0	0.00	3,193	0.00	0	0.00
SPECIAL EDUC TEACHER II	0	0.00	0	0.00	21,373	0.00	0	0.00
SPECIAL EDUC TEACHER III	0	0.00	0	0.00	37,348	0.00	0	0.00
SCHOOL COUNSELOR I	0	0.00	0	0.00	527	0.00	0	0.00
SCHOOL COUNSELOR II	0	0.00	0	0.00	663	0.00	0	0.00
VOCATIONAL TEACHER II	0	0.00	0	0.00	546	0.00	0	0.00
VOCATIONAL TEACHER III	0	0.00	0	0.00	1,304	0.00	0	0.00
LPN II GEN	0	0.00	0	0.00	6,081	0.00	0	0.00
REGISTERED NURSE	0	0.00	0	0.00	6,799	0.00	0	0.00

**DECISION ITEM DETAIL**

Budget Unit	FY 2019	FY 2019	FY 2020	FY 2020	FY 2021	FY 2021	*****	*****
Decision Item	ACTUAL	ACTUAL	BUDGET	BUDGET	DEPT REQ	DEPT REQ	SECURED	SECURED
Budget Object Class	DOLLAR	FTE	DOLLAR	FTE	DOLLAR	FTE	COLUMN	COLUMN
<b>YOUTH TREATMENT PROGRAMS</b>								
<b>Pay Plan FY20-Cost to Continue - 0000013</b>								
REGISTERED NURSE SENIOR	0	0.00	0	0.00	4,053	0.00	0	0.00
PSYCHOLOGIST I	0	0.00	0	0.00	1,321	0.00	0	0.00
RECREATION OFCR II	0	0.00	0	0.00	3,898	0.00	0	0.00
OUTDOOR REHAB CNSLR I	0	0.00	0	0.00	5,076	0.00	0	0.00
OUTDOOR REHAB CNSLR II	0	0.00	0	0.00	702	0.00	0	0.00
YOUTH FACILITY MGR I	0	0.00	0	0.00	7,081	0.00	0	0.00
YOUTH FACILITY MGR II	0	0.00	0	0.00	13,248	0.00	0	0.00
YOUTH SPECIALIST I	0	0.00	0	0.00	30,812	0.00	0	0.00
YOUTH SPECIALIST II	0	0.00	0	0.00	194,204	0.00	0	0.00
YOUTH GROUP LEADER	0	0.00	0	0.00	50,228	0.00	0	0.00
REG FAMILY SPEC	0	0.00	0	0.00	11,046	0.00	0	0.00
SERV COOR YTH SRVCS	0	0.00	0	0.00	40,735	0.00	0	0.00
SERV COOR II YTH SRVCS	0	0.00	0	0.00	2,304	0.00	0	0.00
SERV COOR SPV YTH SRVCS	0	0.00	0	0.00	7,277	0.00	0	0.00
COMMUNITY SVS COORD-YOUTH SRVS	0	0.00	0	0.00	3,158	0.00	0	0.00
FISCAL & ADMINISTRATIVE MGR B1	0	0.00	0	0.00	3,077	0.00	0	0.00
SOCIAL SERVICES MGR, BAND 1	0	0.00	0	0.00	18,209	0.00	0	0.00
DESIGNATED PRINCIPAL ASST DIV	0	0.00	0	0.00	2,578	0.00	0	0.00
SPECIAL ASST PROFESSIONAL	0	0.00	0	0.00	1,811	0.00	0	0.00
SPECIAL ASST OFFICE & CLERICAL	0	0.00	0	0.00	849	0.00	0	0.00
SOCIAL SERVICES AIDE	0	0.00	0	0.00	7,376	0.00	0	0.00
<b>TOTAL - PS</b>	<b>0</b>	<b>0.00</b>	<b>0</b>	<b>0.00</b>	<b>585,581</b>	<b>0.00</b>	<b>0</b>	<b>0.00</b>
<b>GRAND TOTAL</b>	<b>\$0</b>	<b>0.00</b>	<b>\$0</b>	<b>0.00</b>	<b>\$585,581</b>	<b>0.00</b>	<b>\$0</b>	<b>0.00</b>
<b>GENERAL REVENUE</b>	<b>\$0</b>	<b>0.00</b>	<b>\$0</b>	<b>0.00</b>	<b>\$310,437</b>	<b>0.00</b>		<b>0.00</b>
<b>FEDERAL FUNDS</b>	<b>\$0</b>	<b>0.00</b>	<b>\$0</b>	<b>0.00</b>	<b>\$223,585</b>	<b>0.00</b>		<b>0.00</b>
<b>OTHER FUNDS</b>	<b>\$0</b>	<b>0.00</b>	<b>\$0</b>	<b>0.00</b>	<b>\$51,559</b>	<b>0.00</b>		<b>0.00</b>

**DECISION ITEM DETAIL**

Budget Unit	FY 2019	FY 2019	FY 2020	FY 2020	FY 2021	FY 2021	*****	*****
Decision Item	ACTUAL	ACTUAL	BUDGET	BUDGET	DEPT REQ	DEPT REQ	SECURED	SECURED
Budget Object Class	DOLLAR	FTE	DOLLAR	FTE	DOLLAR	FTE	COLUMN	COLUMN
<b>MO HEALTHNET ADMIN</b>								
<b>Pay Plan FY20-Cost to Continue - 0000013</b>								
ADMIN OFFICE SUPPORT ASSISTANT	0	0.00	0	0.00	2,754	0.00	0	0.00
OFFICE SUPPORT ASSISTANT	0	0.00	0	0.00	1,675	0.00	0	0.00
SR OFFICE SUPPORT ASSISTANT	0	0.00	0	0.00	3,370	0.00	0	0.00
BUYER IV	0	0.00	0	0.00	247	0.00	0	0.00
AUDITOR II	0	0.00	0	0.00	2,341	0.00	0	0.00
AUDITOR I	0	0.00	0	0.00	3,748	0.00	0	0.00
SENIOR AUDITOR	0	0.00	0	0.00	3,273	0.00	0	0.00
ACCOUNTANT I	0	0.00	0	0.00	569	0.00	0	0.00
ACCOUNTANT III	0	0.00	0	0.00	658	0.00	0	0.00
BUDGET ANAL II	0	0.00	0	0.00	1,315	0.00	0	0.00
ACCOUNTING CLERK	0	0.00	0	0.00	1,700	0.00	0	0.00
ACCOUNTING GENERALIST I	0	0.00	0	0.00	978	0.00	0	0.00
ACCOUNTING GENERALIST II	0	0.00	0	0.00	5	0.00	0	0.00
PERSONNEL OFFICER	0	0.00	0	0.00	706	0.00	0	0.00
PERSONNEL ANAL I	0	0.00	0	0.00	591	0.00	0	0.00
PUBLIC INFORMATION SPEC II	0	0.00	0	0.00	1,732	0.00	0	0.00
EXECUTIVE I	0	0.00	0	0.00	1,270	0.00	0	0.00
MANAGEMENT ANALYSIS SPEC II	0	0.00	0	0.00	9,323	0.00	0	0.00
ADMINISTRATIVE ANAL I	0	0.00	0	0.00	549	0.00	0	0.00
PHYSICIAN	0	0.00	0	0.00	1,882	0.00	0	0.00
REGISTERED NURSE - CLIN OPERS	0	0.00	0	0.00	6,100	0.00	0	0.00
PROGRAM DEVELOPMENT SPEC	0	0.00	0	0.00	14,591	0.00	0	0.00
MEDICAID PROGRAM RELATIONS REP	0	0.00	0	0.00	1,944	0.00	0	0.00
CORRESPONDENCE & INFO SPEC I	0	0.00	0	0.00	4,369	0.00	0	0.00
MEDICAID PHARMACEUTICAL TECH	0	0.00	0	0.00	1,528	0.00	0	0.00
MEDICAID CLERK	0	0.00	0	0.00	4,156	0.00	0	0.00
MEDICAID TECHNICIAN	0	0.00	0	0.00	11,586	0.00	0	0.00
MEDICAID SPEC	0	0.00	0	0.00	16,083	0.00	0	0.00
MEDICAID UNIT SPV	0	0.00	0	0.00	3,411	0.00	0	0.00
FISCAL & ADMINISTRATIVE MGR B1	0	0.00	0	0.00	11,693	0.00	0	0.00
FISCAL & ADMINISTRATIVE MGR B2	0	0.00	0	0.00	4,200	0.00	0	0.00
SOCIAL SERVICES MGR, BAND 1	0	0.00	0	0.00	20,921	0.00	0	0.00

**DECISION ITEM DETAIL**

Budget Unit	FY 2019	FY 2019	FY 2020	FY 2020	FY 2021	FY 2021	*****	*****
Decision Item	ACTUAL	ACTUAL	BUDGET	BUDGET	DEPT REQ	DEPT REQ	SECURED	SECURED
Budget Object Class	DOLLAR	FTE	DOLLAR	FTE	DOLLAR	FTE	COLUMN	COLUMN
<b>MO HEALTHNET ADMIN</b>								
<b>Pay Plan FY20-Cost to Continue - 0000013</b>								
DEPUTY STATE DEPT DIRECTOR	0	0.00	0	0.00	1,515	0.00	0	0.00
DESIGNATED PRINCIPAL ASST DEPT	0	0.00	0	0.00	293	0.00	0	0.00
DIVISION DIRECTOR	0	0.00	0	0.00	2,388	0.00	0	0.00
DESIGNATED PRINCIPAL ASST DIV	0	0.00	0	0.00	3,213	0.00	0	0.00
LEGAL COUNSEL	0	0.00	0	0.00	1,751	0.00	0	0.00
MISCELLANEOUS PROFESSIONAL	0	0.00	0	0.00	3,452	0.00	0	0.00
SPECIAL ASST OFFICIAL & ADMSTR	0	0.00	0	0.00	719	0.00	0	0.00
SPECIAL ASST PROFESSIONAL	0	0.00	0	0.00	19,952	0.00	0	0.00
SPECIAL ASST OFFICE & CLERICAL	0	0.00	0	0.00	736	0.00	0	0.00
<b>TOTAL - PS</b>	<b>0</b>	<b>0.00</b>	<b>0</b>	<b>0.00</b>	<b>173,287</b>	<b>0.00</b>	<b>0</b>	<b>0.00</b>
<b>GRAND TOTAL</b>	<b>\$0</b>	<b>0.00</b>	<b>\$0</b>	<b>0.00</b>	<b>\$173,287</b>	<b>0.00</b>	<b>\$0</b>	<b>0.00</b>
<b>GENERAL REVENUE</b>	<b>\$0</b>	<b>0.00</b>	<b>\$0</b>	<b>0.00</b>	<b>\$65,937</b>	<b>0.00</b>		<b>0.00</b>
<b>FEDERAL FUNDS</b>	<b>\$0</b>	<b>0.00</b>	<b>\$0</b>	<b>0.00</b>	<b>\$78,685</b>	<b>0.00</b>		<b>0.00</b>
<b>OTHER FUNDS</b>	<b>\$0</b>	<b>0.00</b>	<b>\$0</b>	<b>0.00</b>	<b>\$28,665</b>	<b>0.00</b>		<b>0.00</b>

**NDI - Market Adjustment  
Pay Plan FY 2020 Cost  
to Continue**



**NEW DECISION ITEM**

RANK: 2

OF 36

Department: Social Services

Division: Department-Wide

DI Name: Market Adjustment Pay Plan - FY 2020 Cost to Continue

DI# 0000014

Budget Unit: Various

HB Section: Various

**1. AMOUNT OF REQUEST**

	FY 2021 Budget Request			
	GR	Federal	Other	Total
PS	1,114,009	642,253	10,101	1,766,363
EE				0
PSD				0
TRF				0
<b>Total</b>	<b>1,114,009</b>	<b>642,253</b>	<b>10,101</b>	<b>1,766,363</b>
<b>FTE</b>	<b>0.00</b>	<b>0.00</b>	<b>0.00</b>	<b>0.00</b>

	FY 2021 Governor's Recommendation			
	GR	Federal	Other	Total
PS				0
EE				0
PSD				0
TRF				0
<b>Total</b>	<b>0</b>	<b>0</b>	<b>0</b>	<b>0</b>
<b>FTE</b>	<b>0.00</b>	<b>0.00</b>	<b>0.00</b>	<b>0.00</b>

<b>Est. Fringe</b>	357,597	206,163	3,242	567,003
--------------------	---------	---------	-------	---------

*Note: Fringes budgeted in House Bill 5 except for certain fringes budgeted directly to MoDOT, Highway Patrol, and Conservation.*

<b>Est. Fringe</b>	0	0	0	0
--------------------	---	---	---	---

*Note: Fringes budgeted in House Bill 5 except for certain fringes budgeted directly to MoDOT, Highway Patrol, and Conservation.*

Other Funds: Third Party Liability Collection Fund (0120) - \$3,715,  
Federal Reimbursement Allowance (0142) - \$1,984, Health Incentives  
Fund (0275) - \$3,452, Medicaid Provider Enrollment (0990) \$950

Other Funds:

**2. THIS REQUEST CAN BE CATEGORIZED AS:**

<input type="checkbox"/> New Legislation	<input type="checkbox"/> New Program	<input type="checkbox"/> Fund Switch
<input type="checkbox"/> Federal Mandate	<input type="checkbox"/> Program Expansion	<input checked="" type="checkbox"/> Cost to Continue
<input type="checkbox"/> GR Pick-Up	<input type="checkbox"/> Space Request	<input type="checkbox"/> Equipment Replacement
<input type="checkbox"/> Pay Plan	<input type="checkbox"/> Other: _____	

**3. WHY IS THIS FUNDING NEEDED? PROVIDE AN EXPLANATION FOR ITEMS CHECKED IN #2. INCLUDE THE FEDERAL OR STATE STATUTORY OR CONSTITUTIONAL AUTHORIZATION FOR THIS PROGRAM.**

The FY 2020 budget included appropriation authority to implement a pay plan associated with the recently completed compensation study, in order to move employee salaries to market-based minimums with increases capped at 15%. The pay plan begins on January 1, 2020. Six months of funding was included in FY 2020, with the stated intent of the legislature to provide the additional six months of funding in FY 2021.

**NEW DECISION ITEM**

RANK:   2                        OF   36  

Department: Social Services

Budget Unit: Various

Division: Department-Wide

DI Name: Market Adjustment Pay Plan - FY 2020 Cost to Continue

DI# 0000014

HB Section: Various

**4. DESCRIBE THE DETAILED ASSUMPTIONS USED TO DERIVE THE SPECIFIC REQUESTED AMOUNT. (How did you determine that the requested number of FTE were appropriate? From what source or standard did you derive the requested levels of funding? Were alternatives such as outsourcing or automation considered? If based on new legislation, does request tie to TAFP fiscal note? If not, explain why. Detail which portions of the request are one-times and how those amounts were calculated.)**

The FY 2020 budget included six months of funding for salary increases beginning January 1, 2020, based on a CBIZ compensation study, which identified job classes below the market-based minimums. The Fiscal Year 2021 requested amount will fund the remaining six months of salary increases for impacted employees.

**5. BREAK DOWN THE REQUEST BY BUDGET OBJECT CLASS, JOB CLASS, AND FUND SOURCE. IDENTIFY ONE-TIME COSTS.**

Budget Object Class/Job Class	Dept Req GR DOLLARS	Dept Req GR FTE	Dept Req FED DOLLARS	Dept Req FED FTE	Dept Req OTHER DOLLARS	Dept Req OTHER FTE	Dept Req TOTAL DOLLARS	Dept Req TOTAL FTE	Dept Req One-Time DOLLARS
100-Salaries and Wages	1,114,009		642,253		10,101		1,766,363	0.0	
<b>Total PS</b>	<b>1,114,009</b>	<b>0.0</b>	<b>642,253</b>	<b>0.0</b>	<b>10,101</b>	<b>0.0</b>	<b>1,766,363</b>	<b>0.0</b>	<b>0</b>
<b>Grand Total</b>	<b>1,114,009</b>	<b>0.0</b>	<b>642,253</b>	<b>0.0</b>	<b>10,101</b>	<b>0.0</b>	<b>1,766,363</b>	<b>0.0</b>	<b>0.0</b>



**DECISION ITEM DETAIL**

Budget Unit	FY 2019	FY 2019	FY 2020	FY 2020	FY 2021	FY 2021	*****	*****
Decision Item	ACTUAL	ACTUAL	BUDGET	BUDGET	DEPT REQ	DEPT REQ	SECURED	SECURED
Budget Object Class	DOLLAR	FTE	DOLLAR	FTE	DOLLAR	FTE	COLUMN	COLUMN
<b>MO MEDICAID AUDIT &amp; COMPLIANCE</b>								
<b>CBIZ-Cost to Continue - 0000014</b>								
AUDITOR II	0	0.00	0	0.00	2,882	0.00	0	0.00
ACCOUNTANT I	0	0.00	0	0.00	909	0.00	0	0.00
EXECUTIVE I	0	0.00	0	0.00	909	0.00	0	0.00
MANAGEMENT ANALYSIS SPEC II	0	0.00	0	0.00	559	0.00	0	0.00
REGISTERED NURSE SENIOR	0	0.00	0	0.00	18,024	0.00	0	0.00
PROGRAM DEVELOPMENT SPEC	0	0.00	0	0.00	2,144	0.00	0	0.00
MEDICAID CLERK	0	0.00	0	0.00	1,976	0.00	0	0.00
MEDICAID TECHNICIAN	0	0.00	0	0.00	865	0.00	0	0.00
MEDICAID SPEC	0	0.00	0	0.00	853	0.00	0	0.00
MEDICAID UNIT SPV	0	0.00	0	0.00	1,346	0.00	0	0.00
<b>TOTAL - PS</b>	<b>0</b>	<b>0.00</b>	<b>0</b>	<b>0.00</b>	<b>30,467</b>	<b>0.00</b>	<b>0</b>	<b>0.00</b>
<b>GRAND TOTAL</b>	<b>\$0</b>	<b>0.00</b>	<b>\$0</b>	<b>0.00</b>	<b>\$30,467</b>	<b>0.00</b>	<b>\$0</b>	<b>0.00</b>
<b>GENERAL REVENUE</b>	<b>\$0</b>	<b>0.00</b>	<b>\$0</b>	<b>0.00</b>	<b>\$18,829</b>	<b>0.00</b>		<b>0.00</b>
<b>FEDERAL FUNDS</b>	<b>\$0</b>	<b>0.00</b>	<b>\$0</b>	<b>0.00</b>	<b>\$10,688</b>	<b>0.00</b>		<b>0.00</b>
<b>OTHER FUNDS</b>	<b>\$0</b>	<b>0.00</b>	<b>\$0</b>	<b>0.00</b>	<b>\$950</b>	<b>0.00</b>		<b>0.00</b>

**DECISION ITEM DETAIL**

Budget Unit	FY 2019	FY 2019	FY 2020	FY 2020	FY 2021	FY 2021	*****	*****
Decision Item	ACTUAL	ACTUAL	BUDGET	BUDGET	DEPT REQ	DEPT REQ	SECURED	SECURED
Budget Object Class	DOLLAR	FTE	DOLLAR	FTE	DOLLAR	FTE	COLUMN	COLUMN
<b>FINANCE &amp; ADMINISTRATIVE SRVS</b>								
<b>CBIZ-Cost to Continue - 0000014</b>								
ADMIN OFFICE SUPPORT ASSISTANT	0	0.00	0	0.00	911	0.00	0	0.00
SR OFFICE SUPPORT ASSISTANT	0	0.00	0	0.00	909	0.00	0	0.00
OFFICE SERVICES COOR	0	0.00	0	0.00	4,835	0.00	0	0.00
ACCOUNTANT I	0	0.00	0	0.00	909	0.00	0	0.00
ACCOUNTANT III	0	0.00	0	0.00	1,346	0.00	0	0.00
ACCOUNTING SPECIALIST II	0	0.00	0	0.00	4,966	0.00	0	0.00
ACCOUNTING SUPERVISOR	0	0.00	0	0.00	2,144	0.00	0	0.00
RESEARCH ANAL III	0	0.00	0	0.00	4,427	0.00	0	0.00
RESEARCH ANAL IV	0	0.00	0	0.00	785	0.00	0	0.00
EXECUTIVE I	0	0.00	0	0.00	25,879	0.00	0	0.00
EXECUTIVE II	0	0.00	0	0.00	2,346	0.00	0	0.00
MANAGEMENT ANALYSIS SPEC II	0	0.00	0	0.00	1,119	0.00	0	0.00
PROGRAM ELIG SUPERVISOR FAS	0	0.00	0	0.00	10,122	0.00	0	0.00
<b>TOTAL - PS</b>	<b>0</b>	<b>0.00</b>	<b>0</b>	<b>0.00</b>	<b>60,698</b>	<b>0.00</b>	<b>0</b>	<b>0.00</b>
<b>GRAND TOTAL</b>	<b>\$0</b>	<b>0.00</b>	<b>\$0</b>	<b>0.00</b>	<b>\$60,698</b>	<b>0.00</b>	<b>\$0</b>	<b>0.00</b>
<b>GENERAL REVENUE</b>	<b>\$0</b>	<b>0.00</b>	<b>\$0</b>	<b>0.00</b>	<b>\$50,678</b>	<b>0.00</b>		<b>0.00</b>
<b>FEDERAL FUNDS</b>	<b>\$0</b>	<b>0.00</b>	<b>\$0</b>	<b>0.00</b>	<b>\$10,020</b>	<b>0.00</b>		<b>0.00</b>
<b>OTHER FUNDS</b>	<b>\$0</b>	<b>0.00</b>	<b>\$0</b>	<b>0.00</b>	<b>\$0</b>	<b>0.00</b>		<b>0.00</b>

**DECISION ITEM DETAIL**

Budget Unit	FY 2019	FY 2019	FY 2020	FY 2020	FY 2021	FY 2021	*****	*****
Decision Item	ACTUAL	ACTUAL	BUDGET	BUDGET	DEPT REQ	DEPT REQ	SECURED	SECURED
Budget Object Class	DOLLAR	FTE	DOLLAR	FTE	DOLLAR	FTE	COLUMN	COLUMN
<b>DIVISION OF LEGAL SERVICES</b>								
<b>CBIZ-Cost to Continue - 0000014</b>								
ADMIN OFFICE SUPPORT ASSISTANT	0	0.00	0	0.00	1,822	0.00	0	0.00
EXECUTIVE I	0	0.00	0	0.00	151	0.00	0	0.00
PROGRAM DEVELOPMENT SPEC	0	0.00	0	0.00	3,020	0.00	0	0.00
<b>TOTAL - PS</b>	<b>0</b>	<b>0.00</b>	<b>0</b>	<b>0.00</b>	<b>4,993</b>	<b>0.00</b>	<b>0</b>	<b>0.00</b>
<b>GRAND TOTAL</b>	<b>\$0</b>	<b>0.00</b>	<b>\$0</b>	<b>0.00</b>	<b>\$4,993</b>	<b>0.00</b>	<b>\$0</b>	<b>0.00</b>
<b>GENERAL REVENUE</b>	<b>\$0</b>	<b>0.00</b>	<b>\$0</b>	<b>0.00</b>	<b>\$2,756</b>	<b>0.00</b>		<b>0.00</b>
<b>FEDERAL FUNDS</b>	<b>\$0</b>	<b>0.00</b>	<b>\$0</b>	<b>0.00</b>	<b>\$1,724</b>	<b>0.00</b>		<b>0.00</b>
<b>OTHER FUNDS</b>	<b>\$0</b>	<b>0.00</b>	<b>\$0</b>	<b>0.00</b>	<b>\$513</b>	<b>0.00</b>		<b>0.00</b>

**DECISION ITEM DETAIL**

Budget Unit	FY 2019	FY 2019	FY 2020	FY 2020	FY 2021	FY 2021	*****	*****
Decision Item	ACTUAL	ACTUAL	BUDGET	BUDGET	DEPT REQ	DEPT REQ	SECURED	SECURED
Budget Object Class	DOLLAR	FTE	DOLLAR	FTE	DOLLAR	FTE	COLUMN	COLUMN
<b>FAMILY SUPPORT ADMINISTRATION</b>								
<b>CBIZ-Cost to Continue - 0000014</b>								
ADMIN OFFICE SUPPORT ASSISTANT	0	0.00	0	0.00	615	0.00	0	0.00
PUBLIC INFORMATION SPEC II	0	0.00	0	0.00	828	0.00	0	0.00
TRAINING TECH I	0	0.00	0	0.00	852	0.00	0	0.00
TRAINING TECH III	0	0.00	0	0.00	560	0.00	0	0.00
EXECUTIVE I	0	0.00	0	0.00	2,335	0.00	0	0.00
MANAGEMENT ANALYSIS SPEC II	0	0.00	0	0.00	3,810	0.00	0	0.00
FAMILY SUPPORT ELIGIBILITY SPV	0	0.00	0	0.00	1,068	0.00	0	0.00
PROGRAM DEVELOPMENT SPEC	0	0.00	0	0.00	126,197	0.00	0	0.00
CHILD SUPPORT ENFORCEMENT SPV	0	0.00	0	0.00	1,818	0.00	0	0.00
SOCIAL SERVICES MGR, BAND 1	0	0.00	0	0.00	2,014	0.00	0	0.00
DIVISION DIRECTOR	0	0.00	0	0.00	4,918	0.00	0	0.00
<b>TOTAL - PS</b>	<b>0</b>	<b>0.00</b>	<b>0</b>	<b>0.00</b>	<b>145,015</b>	<b>0.00</b>	<b>0</b>	<b>0.00</b>
<b>GRAND TOTAL</b>	<b>\$0</b>	<b>0.00</b>	<b>\$0</b>	<b>0.00</b>	<b>\$145,015</b>	<b>0.00</b>	<b>\$0</b>	<b>0.00</b>
<b>GENERAL REVENUE</b>	<b>\$0</b>	<b>0.00</b>	<b>\$0</b>	<b>0.00</b>	<b>\$81,079</b>	<b>0.00</b>		<b>0.00</b>
<b>FEDERAL FUNDS</b>	<b>\$0</b>	<b>0.00</b>	<b>\$0</b>	<b>0.00</b>	<b>\$63,936</b>	<b>0.00</b>		<b>0.00</b>
<b>OTHER FUNDS</b>	<b>\$0</b>	<b>0.00</b>	<b>\$0</b>	<b>0.00</b>	<b>\$0</b>	<b>0.00</b>		<b>0.00</b>

**DECISION ITEM DETAIL**

Budget Unit	FY 2019	FY 2019	FY 2020	FY 2020	FY 2021	FY 2021	*****	*****
Decision Item	ACTUAL	ACTUAL	BUDGET	BUDGET	DEPT REQ	DEPT REQ	SECURED	SECURED
Budget Object Class	DOLLAR	FTE	DOLLAR	FTE	DOLLAR	FTE	COLUMN	COLUMN
<b>IM FIELD STAFF/OPS</b>								
<b>CBIZ-Cost to Continue - 0000014</b>								
ADMIN OFFICE SUPPORT ASSISTANT	0	0.00	0	0.00	382	0.00	0	0.00
TRAINING TECH I	0	0.00	0	0.00	1,068	0.00	0	0.00
FAMILY SUPPORT ELIGIBILITY SPV	0	0.00	0	0.00	132,949	0.00	0	0.00
PROGRAM DEVELOPMENT SPEC	0	0.00	0	0.00	18,976	0.00	0	0.00
SOCIAL SERVICES MGR, BAND 1	0	0.00	0	0.00	8,725	0.00	0	0.00
<b>TOTAL - PS</b>	<b>0</b>	<b>0.00</b>	<b>0</b>	<b>0.00</b>	<b>162,100</b>	<b>0.00</b>	<b>0</b>	<b>0.00</b>
<b>GRAND TOTAL</b>	<b>\$0</b>	<b>0.00</b>	<b>\$0</b>	<b>0.00</b>	<b>\$162,100</b>	<b>0.00</b>	<b>\$0</b>	<b>0.00</b>
<b>GENERAL REVENUE</b>	<b>\$0</b>	<b>0.00</b>	<b>\$0</b>	<b>0.00</b>	<b>\$118,063</b>	<b>0.00</b>		<b>0.00</b>
<b>FEDERAL FUNDS</b>	<b>\$0</b>	<b>0.00</b>	<b>\$0</b>	<b>0.00</b>	<b>\$44,037</b>	<b>0.00</b>		<b>0.00</b>
<b>OTHER FUNDS</b>	<b>\$0</b>	<b>0.00</b>	<b>\$0</b>	<b>0.00</b>	<b>\$0</b>	<b>0.00</b>		<b>0.00</b>

**DECISION ITEM DETAIL**

Budget Unit	FY 2019	FY 2019	FY 2020	FY 2020	FY 2021	FY 2021	*****	*****
Decision Item	ACTUAL	ACTUAL	BUDGET	BUDGET	DEPT REQ	DEPT REQ	SECURED	SECURED
Budget Object Class	DOLLAR	FTE	DOLLAR	FTE	DOLLAR	FTE	COLUMN	COLUMN
<b>BLIND ADMIN</b>								
<b>CBIZ-Cost to Continue - 0000014</b>								
ADMIN OFFICE SUPPORT ASSISTANT	0	0.00	0	0.00	154	0.00	0	0.00
EXECUTIVE I	0	0.00	0	0.00	1,425	0.00	0	0.00
EXECUTIVE II	0	0.00	0	0.00	426	0.00	0	0.00
MANAGEMENT ANALYSIS SPEC II	0	0.00	0	0.00	1,346	0.00	0	0.00
AREA SUPV BUS ENTPRS BLIND	0	0.00	0	0.00	1,704	0.00	0	0.00
REHAB ASST REHAB SRVS FOR BLND	0	0.00	0	0.00	12,089	0.00	0	0.00
PROGRAM DEVELOPMENT SPEC	0	0.00	0	0.00	2,703	0.00	0	0.00
<b>TOTAL - PS</b>	<b>0</b>	<b>0.00</b>	<b>0</b>	<b>0.00</b>	<b>19,847</b>	<b>0.00</b>	<b>0</b>	<b>0.00</b>
<b>GRAND TOTAL</b>	<b>\$0</b>	<b>0.00</b>	<b>\$0</b>	<b>0.00</b>	<b>\$19,847</b>	<b>0.00</b>	<b>\$0</b>	<b>0.00</b>
<b>GENERAL REVENUE</b>	<b>\$0</b>	<b>0.00</b>	<b>\$0</b>	<b>0.00</b>	<b>\$8,179</b>	<b>0.00</b>		<b>0.00</b>
<b>FEDERAL FUNDS</b>	<b>\$0</b>	<b>0.00</b>	<b>\$0</b>	<b>0.00</b>	<b>\$11,668</b>	<b>0.00</b>		<b>0.00</b>
<b>OTHER FUNDS</b>	<b>\$0</b>	<b>0.00</b>	<b>\$0</b>	<b>0.00</b>	<b>\$0</b>	<b>0.00</b>		<b>0.00</b>

**DECISION ITEM DETAIL**

Budget Unit	FY 2019	FY 2019	FY 2020	FY 2020	FY 2021	FY 2021	*****	*****
Decision Item	ACTUAL	ACTUAL	BUDGET	BUDGET	DEPT REQ	DEPT REQ	SECURED	SECURED
Budget Object Class	DOLLAR	FTE	DOLLAR	FTE	DOLLAR	FTE	COLUMN	COLUMN
<b>CHILD SUPPORT FIELD STAFF/OPS</b>								
<b>CBIZ-Cost to Continue - 0000014</b>								
PROGRAM DEVELOPMENT SPEC	0	0.00	0	0.00	5,025	0.00	0	0.00
CHILD SUPPORT ENFORCEMENT SPV	0	0.00	0	0.00	32,027	0.00	0	0.00
SOCIAL SERVICES MGR, BAND 1	0	0.00	0	0.00	3,020	0.00	0	0.00
<b>TOTAL - PS</b>	<b>0</b>	<b>0.00</b>	<b>0</b>	<b>0.00</b>	<b>40,072</b>	<b>0.00</b>	<b>0</b>	<b>0.00</b>
<b>GRAND TOTAL</b>	<b>\$0</b>	<b>0.00</b>	<b>\$0</b>	<b>0.00</b>	<b>\$40,072</b>	<b>0.00</b>	<b>\$0</b>	<b>0.00</b>
<b>GENERAL REVENUE</b>	<b>\$0</b>	<b>0.00</b>	<b>\$0</b>	<b>0.00</b>	<b>\$18,009</b>	<b>0.00</b>		<b>0.00</b>
<b>FEDERAL FUNDS</b>	<b>\$0</b>	<b>0.00</b>	<b>\$0</b>	<b>0.00</b>	<b>\$22,063</b>	<b>0.00</b>		<b>0.00</b>
<b>OTHER FUNDS</b>	<b>\$0</b>	<b>0.00</b>	<b>\$0</b>	<b>0.00</b>	<b>\$0</b>	<b>0.00</b>		<b>0.00</b>

**DECISION ITEM DETAIL**

Budget Unit	FY 2019	FY 2019	FY 2020	FY 2020	FY 2021	FY 2021	*****	*****
Decision Item	ACTUAL	ACTUAL	BUDGET	BUDGET	DEPT REQ	DEPT REQ	SECURED	SECURED
Budget Object Class	DOLLAR	FTE	DOLLAR	FTE	DOLLAR	FTE	COLUMN	COLUMN
<b>CHILDREN'S ADMINISTRATION</b>								
<b>CBIZ-Cost to Continue - 0000014</b>								
ADMIN OFFICE SUPPORT ASSISTANT	0	0.00	0	0.00	996	0.00	0	0.00
PERSONNEL OFFICER	0	0.00	0	0.00	956	0.00	0	0.00
TRAINING TECH I	0	0.00	0	0.00	78	0.00	0	0.00
EXECUTIVE I	0	0.00	0	0.00	3,760	0.00	0	0.00
MANAGEMENT ANALYSIS SPEC II	0	0.00	0	0.00	560	0.00	0	0.00
CHILDREN'S SERVICE WORKER II	0	0.00	0	0.00	226	0.00	0	0.00
CHILDREN'S SERVICE WORKER III	0	0.00	0	0.00	7,142	0.00	0	0.00
CHILDREN'S SERVICE SPV	0	0.00	0	0.00	33,004	0.00	0	0.00
CHILDREN'S SERVICE SPECIALIST	0	0.00	0	0.00	9,820	0.00	0	0.00
PROGRAM DEVELOPMENT SPEC	0	0.00	0	0.00	25,711	0.00	0	0.00
DIVISION DIRECTOR	0	0.00	0	0.00	4,918	0.00	0	0.00
<b>TOTAL - PS</b>	<b>0</b>	<b>0.00</b>	<b>0</b>	<b>0.00</b>	<b>87,171</b>	<b>0.00</b>	<b>0</b>	<b>0.00</b>
<b>GRAND TOTAL</b>	<b>\$0</b>	<b>0.00</b>	<b>\$0</b>	<b>0.00</b>	<b>\$87,171</b>	<b>0.00</b>	<b>\$0</b>	<b>0.00</b>
<b>GENERAL REVENUE</b>	<b>\$0</b>	<b>0.00</b>	<b>\$0</b>	<b>0.00</b>	<b>\$33,639</b>	<b>0.00</b>		<b>0.00</b>
<b>FEDERAL FUNDS</b>	<b>\$0</b>	<b>0.00</b>	<b>\$0</b>	<b>0.00</b>	<b>\$53,532</b>	<b>0.00</b>		<b>0.00</b>
<b>OTHER FUNDS</b>	<b>\$0</b>	<b>0.00</b>	<b>\$0</b>	<b>0.00</b>	<b>\$0</b>	<b>0.00</b>		<b>0.00</b>



**DECISION ITEM DETAIL**

Budget Unit	FY 2019	FY 2019	FY 2020	FY 2020	FY 2021	FY 2021	*****	*****
Decision Item	ACTUAL	ACTUAL	BUDGET	BUDGET	DEPT REQ	DEPT REQ	SECURED	SECURED
Budget Object Class	DOLLAR	FTE	DOLLAR	FTE	DOLLAR	FTE	COLUMN	COLUMN
<b>CHILDREN'S FIELD STAFF/OPS</b>								
<b>CBIZ-Cost to Continue - 0000014</b>								
ADMIN OFFICE SUPPORT ASSISTANT	0	0.00	0	0.00	7,875	0.00	0	0.00
CLERICAL SERVICES SPV FS	0	0.00	0	0.00	790	0.00	0	0.00
TRAINING TECH I	0	0.00	0	0.00	1,068	0.00	0	0.00
CHILDREN'S SERVICE WORKER II	0	0.00	0	0.00	10,533	0.00	0	0.00
CHILDREN'S SERVICE WORKER III	0	0.00	0	0.00	108,424	0.00	0	0.00
CHILDREN'S SERVICE SPV	0	0.00	0	0.00	549,679	0.00	0	0.00
CHILDREN'S SERVICE PROG MGR	0	0.00	0	0.00	6,438	0.00	0	0.00
CHILDREN'S SERVICE SPECIALIST	0	0.00	0	0.00	124,223	0.00	0	0.00
SOCIAL SERVICES MGR, BAND 1	0	0.00	0	0.00	7,763	0.00	0	0.00
<b>TOTAL - PS</b>	<b>0</b>	<b>0.00</b>	<b>0</b>	<b>0.00</b>	<b>816,793</b>	<b>0.00</b>	<b>0</b>	<b>0.00</b>
<b>GRAND TOTAL</b>	<b>\$0</b>	<b>0.00</b>	<b>\$0</b>	<b>0.00</b>	<b>\$816,793</b>	<b>0.00</b>	<b>\$0</b>	<b>0.00</b>
<b>GENERAL REVENUE</b>	<b>\$0</b>	<b>0.00</b>	<b>\$0</b>	<b>0.00</b>	<b>\$504,875</b>	<b>0.00</b>		<b>0.00</b>
<b>FEDERAL FUNDS</b>	<b>\$0</b>	<b>0.00</b>	<b>\$0</b>	<b>0.00</b>	<b>\$311,918</b>	<b>0.00</b>		<b>0.00</b>
<b>OTHER FUNDS</b>	<b>\$0</b>	<b>0.00</b>	<b>\$0</b>	<b>0.00</b>	<b>\$0</b>	<b>0.00</b>		<b>0.00</b>

**DECISION ITEM DETAIL**

Budget Unit	FY 2019	FY 2019	FY 2020	FY 2020	FY 2021	FY 2021	*****	*****
Decision Item	ACTUAL	ACTUAL	BUDGET	BUDGET	DEPT REQ	DEPT REQ	SECURED	SECURED
Budget Object Class	DOLLAR	FTE	DOLLAR	FTE	DOLLAR	FTE	COLUMN	COLUMN
<b>YOUTH SERVICES ADMIN</b>								
<b>CBIZ-Cost to Continue - 0000014</b>								
PERSONNEL OFFICER	0	0.00	0	0.00	956	0.00	0	0.00
STAFF TRAINING & DEV COOR	0	0.00	0	0.00	1,295	0.00	0	0.00
EXECUTIVE I	0	0.00	0	0.00	639	0.00	0	0.00
MANAGEMENT ANALYSIS SPEC I	0	0.00	0	0.00	1,346	0.00	0	0.00
EDUCATION SUPERVISOR	0	0.00	0	0.00	1,346	0.00	0	0.00
COMMUNITY SVS COORD-YOUTH SRVS	0	0.00	0	0.00	1,346	0.00	0	0.00
<b>TOTAL - PS</b>	<b>0</b>	<b>0.00</b>	<b>0</b>	<b>0.00</b>	<b>6,928</b>	<b>0.00</b>	<b>0</b>	<b>0.00</b>
<b>GRAND TOTAL</b>	<b>\$0</b>	<b>0.00</b>	<b>\$0</b>	<b>0.00</b>	<b>\$6,928</b>	<b>0.00</b>	<b>\$0</b>	<b>0.00</b>
<b>GENERAL REVENUE</b>	<b>\$0</b>	<b>0.00</b>	<b>\$0</b>	<b>0.00</b>	<b>\$6,296</b>	<b>0.00</b>		<b>0.00</b>
<b>FEDERAL FUNDS</b>	<b>\$0</b>	<b>0.00</b>	<b>\$0</b>	<b>0.00</b>	<b>\$632</b>	<b>0.00</b>		<b>0.00</b>
<b>OTHER FUNDS</b>	<b>\$0</b>	<b>0.00</b>	<b>\$0</b>	<b>0.00</b>	<b>\$0</b>	<b>0.00</b>		<b>0.00</b>

**DECISION ITEM DETAIL**

Budget Unit	FY 2019	FY 2019	FY 2020	FY 2020	FY 2021	FY 2021	*****	*****
Decision Item	ACTUAL	ACTUAL	BUDGET	BUDGET	DEPT REQ	DEPT REQ	SECURED	SECURED
Budget Object Class	DOLLAR	FTE	DOLLAR	FTE	DOLLAR	FTE	COLUMN	COLUMN
<b>YOUTH TREATMENT PROGRAMS</b>								
<b>CBIZ-Cost to Continue - 0000014</b>								
ACCOUNTANT I	0	0.00	0	0.00	909	0.00	0	0.00
EXECUTIVE I	0	0.00	0	0.00	2,728	0.00	0	0.00
ACADEMIC TEACHER I	0	0.00	0	0.00	2,851	0.00	0	0.00
ACADEMIC TEACHER II	0	0.00	0	0.00	8,856	0.00	0	0.00
ACADEMIC TEACHER III	0	0.00	0	0.00	1,704	0.00	0	0.00
EDUCATION SUPERVISOR	0	0.00	0	0.00	1,905	0.00	0	0.00
SPECIAL EDUC TEACHER I	0	0.00	0	0.00	2,827	0.00	0	0.00
SPECIAL EDUC TEACHER II	0	0.00	0	0.00	3,840	0.00	0	0.00
SPECIAL EDUC TEACHER III	0	0.00	0	0.00	99,062	0.00	0	0.00
LPN II GEN	0	0.00	0	0.00	12,692	0.00	0	0.00
REGISTERED NURSE	0	0.00	0	0.00	4,740	0.00	0	0.00
REGISTERED NURSE SENIOR	0	0.00	0	0.00	5,618	0.00	0	0.00
YOUTH SPECIALIST I	0	0.00	0	0.00	6,605	0.00	0	0.00
YOUTH GROUP LEADER	0	0.00	0	0.00	100,936	0.00	0	0.00
REG FAMILY SPEC	0	0.00	0	0.00	36,900	0.00	0	0.00
COMMUNITY SVS COORD-YOUTH SRVS	0	0.00	0	0.00	14,851	0.00	0	0.00
<b>TOTAL - PS</b>	<b>0</b>	<b>0.00</b>	<b>0</b>	<b>0.00</b>	<b>307,024</b>	<b>0.00</b>	<b>0</b>	<b>0.00</b>
<b>GRAND TOTAL</b>	<b>\$0</b>	<b>0.00</b>	<b>\$0</b>	<b>0.00</b>	<b>\$307,024</b>	<b>0.00</b>	<b>\$0</b>	<b>0.00</b>
<b>GENERAL REVENUE</b>	<b>\$0</b>	<b>0.00</b>	<b>\$0</b>	<b>0.00</b>	<b>\$224,102</b>	<b>0.00</b>		<b>0.00</b>
<b>FEDERAL FUNDS</b>	<b>\$0</b>	<b>0.00</b>	<b>\$0</b>	<b>0.00</b>	<b>\$82,922</b>	<b>0.00</b>		<b>0.00</b>
<b>OTHER FUNDS</b>	<b>\$0</b>	<b>0.00</b>	<b>\$0</b>	<b>0.00</b>	<b>\$0</b>	<b>0.00</b>		<b>0.00</b>

**DECISION ITEM DETAIL**

Budget Unit	FY 2019	FY 2019	FY 2020	FY 2020	FY 2021	FY 2021	*****	*****
Decision Item	ACTUAL	ACTUAL	BUDGET	BUDGET	DEPT REQ	DEPT REQ	SECURED	SECURED
Budget Object Class	DOLLAR	FTE	DOLLAR	FTE	DOLLAR	FTE	COLUMN	COLUMN
<b>MO HEALTHNET ADMIN</b>								
<b>CBIZ-Cost to Continue - 0000014</b>								
ADMIN OFFICE SUPPORT ASSISTANT	0	0.00	0	0.00	2,346	0.00	0	0.00
AUDITOR II	0	0.00	0	0.00	14,452	0.00	0	0.00
SENIOR AUDITOR	0	0.00	0	0.00	13,103	0.00	0	0.00
MANAGEMENT ANALYSIS SPEC II	0	0.00	0	0.00	3,024	0.00	0	0.00
REGISTERED NURSE - CLIN OPERS	0	0.00	0	0.00	1,042	0.00	0	0.00
PROGRAM DEVELOPMENT SPEC	0	0.00	0	0.00	32,554	0.00	0	0.00
MEDICAID PROGRAM RELATIONS REP	0	0.00	0	0.00	4,847	0.00	0	0.00
MEDICAID PHARMACEUTICAL TECH	0	0.00	0	0.00	1,580	0.00	0	0.00
MEDICAID CLERK	0	0.00	0	0.00	1,447	0.00	0	0.00
MEDICAID TECHNICIAN	0	0.00	0	0.00	3,348	0.00	0	0.00
MEDICAID SPEC	0	0.00	0	0.00	2,130	0.00	0	0.00
MEDICAID UNIT SPV	0	0.00	0	0.00	5,382	0.00	0	0.00
<b>TOTAL - PS</b>	<b>0</b>	<b>0.00</b>	<b>0</b>	<b>0.00</b>	<b>85,255</b>	<b>0.00</b>	<b>0</b>	<b>0.00</b>
<b>GRAND TOTAL</b>	<b>\$0</b>	<b>0.00</b>	<b>\$0</b>	<b>0.00</b>	<b>\$85,255</b>	<b>0.00</b>	<b>\$0</b>	<b>0.00</b>
<b>GENERAL REVENUE</b>	<b>\$0</b>	<b>0.00</b>	<b>\$0</b>	<b>0.00</b>	<b>\$47,504</b>	<b>0.00</b>		<b>0.00</b>
<b>FEDERAL FUNDS</b>	<b>\$0</b>	<b>0.00</b>	<b>\$0</b>	<b>0.00</b>	<b>\$29,113</b>	<b>0.00</b>		<b>0.00</b>
<b>OTHER FUNDS</b>	<b>\$0</b>	<b>0.00</b>	<b>\$0</b>	<b>0.00</b>	<b>\$8,638</b>	<b>0.00</b>		<b>0.00</b>

**NDI - Mileage  
Reimbursement Rate  
Increase**



**NEW DECISION ITEM**

RANK: 2 OF 36

Department: Social Services  
 Division: Department-Wide  
 DI Name: Mileage Reimbursement Rate Increase

DI# 000015

Budget Unit: Various  
 HB Section: Various

**1. AMOUNT OF REQUEST**

	FY 2021 Budget Request			
	GR	Federal	Other	Total
PS				
EE	131,408	296,433	4,563	432,404
PSD				
TRF				
<b>Total</b>	<b>131,408</b>	<b>296,433</b>	<b>4,563</b>	<b>432,404</b>
FTE	0.00	0.00	0.00	0.00

	FY 2021 Governor's Recommendation			
	GR	Federal	Other	Total
PS				0
EE				0
PSD				0
TRF				0
<b>Total</b>	<b>0</b>	<b>0</b>	<b>0</b>	<b>0</b>
FTE	0.00	0.00	0.00	0.00

<b>Est. Fringe</b>	0	0	0	0
--------------------	---	---	---	---

*Note: Fringes budgeted in House Bill 5 except for certain fringes budgeted directly to MoDOT, Highway Patrol, and Conservation.*

<b>Est. Fringe</b>	0	0	0	0
--------------------	---	---	---	---

*Note: Fringes budgeted in House Bill 5 except for certain fringes budgeted directly to MoDOT, Highway Patrol, and Conservation.*

Other Funds: Early Childhood Dev Edu/Care Fund (0859) - \$216,  
 Medicaid Provider Enrollment (0990) - \$30, Third Party Liability  
 Collect - \$310, Health Initiatives (0275) - \$2,514, DOSS Educational  
 Improvement (0620) - \$1,493

Other Funds:

**2. THIS REQUEST CAN BE CATEGORIZED AS:**

<input type="checkbox"/>	New Legislation	<input type="checkbox"/>	New Program	<input type="checkbox"/>	Fund Switch
<input type="checkbox"/>	Federal Mandate	<input type="checkbox"/>	Program Expansion	<input type="checkbox"/>	Cost to Continue
<input type="checkbox"/>	GR Pick-Up	<input type="checkbox"/>	Space Request	<input type="checkbox"/>	Equipment Replacement
<input type="checkbox"/>	Pay Plan	<input checked="" type="checkbox"/>	Other: Mileage Reimbursement Rate Increase		

**3. WHY IS THIS FUNDING NEEDED? PROVIDE AN EXPLANATION FOR ITEMS CHECKED IN #2. INCLUDE THE FEDERAL OR STATE STATUTORY OR CONSTITUTIONAL AUTHORIZATION FOR THIS PROGRAM.**

The FY 2020 budget included appropriation authority to increase the mileage reimbursement rate from \$.37 to \$.43. This \$.06 increase was the first year of a proposed three-year \$.18 increase. This request includes an additional \$.06 increase, which would bring the mileage reimbursement rate to \$.49.

NEW DECISION ITEM

RANK: 2 OF 36

Department: Social Services

Budget Unit: Various

Division: Department-Wide

DI Name: Mileage Reimbursement Rate Increase

DI# 0000015

HB Section: Various

4. DESCRIBE THE DETAILED ASSUMPTIONS USED TO DERIVE THE SPECIFIC REQUESTED AMOUNT. (How did you determine that the requested number of FTE were appropriate? From what source or standard did you derive the requested levels of funding? Were alternatives such as outsourcing or automation considered? If based on new legislation, does request tie to TAFP fiscal note? If not, explain why. Detail which portions of the request are one-times and how those amounts were calculated.)

This request will increase the State of Missouri mileage reimbursement rate from \$.43 to \$.49. The table below shows the current federal mileage reimbursement rate compared to the rate reimbursed in Missouri.

Mileage Reimbursement Rates								
	Jan. 1, 2013 - Dec. 31, 2013	Jan. 1, 2014 - Dec. 31, 2014	Jan. 1, 2015 - Dec. 31, 2015	Jan. 1, 2016 - Dec. 31, 2016	Jan. 1, 2017 - Dec. 31, 2017	Jan. 1, 2018 - Dec. 31, 2018	Jan. 1, 2019 - June 30, 2019	July 1, 2019 - June 30, 2020
IRS	56.5	56	57.5	54	53.5	54.5	58	58
State of Missouri	37	37	37	37	37	37	37	43

5. BREAK DOWN THE REQUEST BY BUDGET OBJECT CLASS, JOB CLASS, AND FUND SOURCE. IDENTIFY ONE-TIME COSTS.

Budget Object Class/Job Class	Dept Req GR DOLLARS	Dept Req GR FTE	Dept Req FED DOLLARS	Dept Req FED FTE	Dept Req OTHER DOLLARS	Dept Req OTHER FTE	Dept Req TOTAL DOLLARS	Dept Req TOTAL FTE	Dept Req One-Time DOLLARS
Total EE	131,408		296,433		4,563		432,404		0
Grand Total	131,408	0.0	296,433	0.0	4,563	0.0	432,404	0.0	0



**DECISION ITEM DETAIL**

Budget Unit	FY 2019	FY 2019	FY 2020	FY 2020	FY 2021	FY 2021	*****	*****
Decision Item	ACTUAL	ACTUAL	BUDGET	BUDGET	DEPT REQ	DEPT REQ	SECURED	SECURED
Budget Object Class	DOLLAR	FTE	DOLLAR	FTE	DOLLAR	FTE	COLUMN	COLUMN
<b>OFFICE OF DIRECTOR</b>								
<b>Mileage Reimbursement - 0000015</b>								
TRAVEL, IN-STATE	0	0.00	0	0.00	153	0.00	0	0.00
<b>TOTAL - EE</b>	<b>0</b>	<b>0.00</b>	<b>0</b>	<b>0.00</b>	<b>153</b>	<b>0.00</b>	<b>0</b>	<b>0.00</b>
<b>GRAND TOTAL</b>	<b>\$0</b>	<b>0.00</b>	<b>\$0</b>	<b>0.00</b>	<b>\$153</b>	<b>0.00</b>	<b>\$0</b>	<b>0.00</b>
GENERAL REVENUE	\$0	0.00	\$0	0.00	\$134	0.00		0.00
FEDERAL FUNDS	\$0	0.00	\$0	0.00	\$19	0.00		0.00
OTHER FUNDS	\$0	0.00	\$0	0.00	\$0	0.00		0.00

**DECISION ITEM DETAIL**

Budget Unit	FY 2019	FY 2019	FY 2020	FY 2020	FY 2021	FY 2021	*****	*****
Decision Item	ACTUAL	ACTUAL	BUDGET	BUDGET	DEPT REQ	DEPT REQ	SECURED	SECURED
Budget Object Class	DOLLAR	FTE	DOLLAR	FTE	DOLLAR	FTE	COLUMN	COLUMN
<b>FEDERAL GRANTS &amp; DONATIONS</b>								
<b>Mileage Reimbursement - 0000015</b>								
TRAVEL, IN-STATE	0	0.00	0	0.00	1,805	0.00	0	0.00
<b>TOTAL - EE</b>	<b>0</b>	<b>0.00</b>	<b>0</b>	<b>0.00</b>	<b>1,805</b>	<b>0.00</b>	<b>0</b>	<b>0.00</b>
<b>GRAND TOTAL</b>	<b>\$0</b>	<b>0.00</b>	<b>\$0</b>	<b>0.00</b>	<b>\$1,805</b>	<b>0.00</b>	<b>\$0</b>	<b>0.00</b>
GENERAL REVENUE	\$0	0.00	\$0	0.00	\$0	0.00		0.00
FEDERAL FUNDS	\$0	0.00	\$0	0.00	\$1,805	0.00		0.00
OTHER FUNDS	\$0	0.00	\$0	0.00	\$0	0.00		0.00

**DECISION ITEM DETAIL**

Budget Unit	FY 2019	FY 2019	FY 2020	FY 2020	FY 2021	FY 2021	*****	*****
Decision Item	ACTUAL	ACTUAL	BUDGET	BUDGET	DEPT REQ	DEPT REQ	SECURED	SECURED
Budget Object Class	DOLLAR	FTE	DOLLAR	FTE	DOLLAR	FTE	COLUMN	COLUMN
<b>HUMAN RESOURCE CENTER</b>								
<b>Mileage Reimbursement - 0000015</b>								
TRAVEL, IN-STATE	0	0.00	0	0.00	12	0.00	0	0.00
<b>TOTAL - EE</b>	<b>0</b>	<b>0.00</b>	<b>0</b>	<b>0.00</b>	<b>12</b>	<b>0.00</b>	<b>0</b>	<b>0.00</b>
<b>GRAND TOTAL</b>	<b>\$0</b>	<b>0.00</b>	<b>\$0</b>	<b>0.00</b>	<b>\$12</b>	<b>0.00</b>	<b>\$0</b>	<b>0.00</b>
GENERAL REVENUE	\$0	0.00	\$0	0.00	\$0	0.00		0.00
FEDERAL FUNDS	\$0	0.00	\$0	0.00	\$12	0.00		0.00
OTHER FUNDS	\$0	0.00	\$0	0.00	\$0	0.00		0.00

**DECISION ITEM DETAIL**

Budget Unit	FY 2019	FY 2019	FY 2020	FY 2020	FY 2021	FY 2021	*****	*****
Decision Item	ACTUAL	ACTUAL	BUDGET	BUDGET	DEPT REQ	DEPT REQ	SECURED	SECURED
Budget Object Class	DOLLAR	FTE	DOLLAR	FTE	DOLLAR	FTE	COLUMN	COLUMN
<b>MO MEDICAID AUDIT &amp; COMPLIANCE</b>								
<b>Mileage Reimbursement - 0000015</b>								
TRAVEL, IN-STATE	0	0.00	0	0.00	115	0.00	0	0.00
<b>TOTAL - EE</b>	<b>0</b>	<b>0.00</b>	<b>0</b>	<b>0.00</b>	<b>115</b>	<b>0.00</b>	<b>0</b>	<b>0.00</b>
<b>GRAND TOTAL</b>	<b>\$0</b>	<b>0.00</b>	<b>\$0</b>	<b>0.00</b>	<b>\$115</b>	<b>0.00</b>	<b>\$0</b>	<b>0.00</b>
GENERAL REVENUE	\$0	0.00	\$0	0.00	\$61	0.00		0.00
FEDERAL FUNDS	\$0	0.00	\$0	0.00	\$24	0.00		0.00
OTHER FUNDS	\$0	0.00	\$0	0.00	\$30	0.00		0.00

**DECISION ITEM DETAIL**

Budget Unit	FY 2019	FY 2019	FY 2020	FY 2020	FY 2021	FY 2021	*****	*****
Decision Item	ACTUAL	ACTUAL	BUDGET	BUDGET	DEPT REQ	DEPT REQ	SECURED	SECURED
Budget Object Class	DOLLAR	FTE	DOLLAR	FTE	DOLLAR	FTE	COLUMN	COLUMN
<b>FINANCE &amp; ADMINISTRATIVE SRVS</b>								
<b>Mileage Reimbursement - 0000015</b>								
TRAVEL, IN-STATE	0	0.00	0	0.00	203	0.00	0	0.00
<b>TOTAL - EE</b>	<b>0</b>	<b>0.00</b>	<b>0</b>	<b>0.00</b>	<b>203</b>	<b>0.00</b>	<b>0</b>	<b>0.00</b>
<b>GRAND TOTAL</b>	<b>\$0</b>	<b>0.00</b>	<b>\$0</b>	<b>0.00</b>	<b>\$203</b>	<b>0.00</b>	<b>\$0</b>	<b>0.00</b>
GENERAL REVENUE	\$0	0.00	\$0	0.00	\$111	0.00		0.00
FEDERAL FUNDS	\$0	0.00	\$0	0.00	\$92	0.00		0.00
OTHER FUNDS	\$0	0.00	\$0	0.00	\$0	0.00		0.00

**DECISION ITEM DETAIL**

Budget Unit	FY 2019	FY 2019	FY 2020	FY 2020	FY 2021	FY 2021	*****	*****
Decision Item	ACTUAL	ACTUAL	BUDGET	BUDGET	DEPT REQ	DEPT REQ	SECURED	SECURED
Budget Object Class	DOLLAR	FTE	DOLLAR	FTE	DOLLAR	FTE	COLUMN	COLUMN
<b>DIVISION OF LEGAL SERVICES</b>								
<b>Mileage Reimbursement - 0000015</b>								
TRAVEL, IN-STATE	0	0.00	0	0.00	2,872	0.00	0	0.00
<b>TOTAL - EE</b>	<b>0</b>	<b>0.00</b>	<b>0</b>	<b>0.00</b>	<b>2,872</b>	<b>0.00</b>	<b>0</b>	<b>0.00</b>
<b>GRAND TOTAL</b>	<b>\$0</b>	<b>0.00</b>	<b>\$0</b>	<b>0.00</b>	<b>\$2,872</b>	<b>0.00</b>	<b>\$0</b>	<b>0.00</b>
GENERAL REVENUE	\$0	0.00	\$0	0.00	\$377	0.00		0.00
FEDERAL FUNDS	\$0	0.00	\$0	0.00	\$2,229	0.00		0.00
OTHER FUNDS	\$0	0.00	\$0	0.00	\$266	0.00		0.00

**DECISION ITEM DETAIL**

Budget Unit	FY 2019	FY 2019	FY 2020	FY 2020	FY 2021	FY 2021	*****	*****
Decision Item	ACTUAL	ACTUAL	BUDGET	BUDGET	DEPT REQ	DEPT REQ	SECURED	SECURED
Budget Object Class	DOLLAR	FTE	DOLLAR	FTE	DOLLAR	FTE	COLUMN	COLUMN
<b>FAMILY SUPPORT ADMINISTRATION</b>								
<b>Mileage Reimbursement - 0000015</b>								
TRAVEL, IN-STATE	0	0.00	0	0.00	26,036	0.00	0	0.00
<b>TOTAL - EE</b>	<b>0</b>	<b>0.00</b>	<b>0</b>	<b>0.00</b>	<b>26,036</b>	<b>0.00</b>	<b>0</b>	<b>0.00</b>
<b>GRAND TOTAL</b>	<b>\$0</b>	<b>0.00</b>	<b>\$0</b>	<b>0.00</b>	<b>\$26,036</b>	<b>0.00</b>	<b>\$0</b>	<b>0.00</b>
GENERAL REVENUE	\$0	0.00	\$0	0.00	\$8,252	0.00		0.00
FEDERAL FUNDS	\$0	0.00	\$0	0.00	\$17,784	0.00		0.00
OTHER FUNDS	\$0	0.00	\$0	0.00	\$0	0.00		0.00

**DECISION ITEM DETAIL**

Budget Unit	FY 2019	FY 2019	FY 2020	FY 2020	FY 2021	FY 2021	*****	*****
Decision Item	ACTUAL	ACTUAL	BUDGET	BUDGET	DEPT REQ	DEPT REQ	SECURED	SECURED
Budget Object Class	DOLLAR	FTE	DOLLAR	FTE	DOLLAR	FTE	COLUMN	COLUMN
<b>IM FIELD STAFF/OPS</b>								
<b>Mileage Reimbursement - 0000015</b>								
TRAVEL, IN-STATE	0	0.00	0	0.00	21,938	0.00	0	0.00
<b>TOTAL - EE</b>	<b>0</b>	<b>0.00</b>	<b>0</b>	<b>0.00</b>	<b>21,938</b>	<b>0.00</b>	<b>0</b>	<b>0.00</b>
<b>GRAND TOTAL</b>	<b>\$0</b>	<b>0.00</b>	<b>\$0</b>	<b>0.00</b>	<b>\$21,938</b>	<b>0.00</b>	<b>\$0</b>	<b>0.00</b>
GENERAL REVENUE	\$0	0.00	\$0	0.00	\$8,961	0.00		0.00
FEDERAL FUNDS	\$0	0.00	\$0	0.00	\$12,977	0.00		0.00
OTHER FUNDS	\$0	0.00	\$0	0.00	\$0	0.00		0.00



**DECISION ITEM DETAIL**

Budget Unit	FY 2019	FY 2019	FY 2020	FY 2020	FY 2021	FY 2021	*****	*****
Decision Item	ACTUAL	ACTUAL	BUDGET	BUDGET	DEPT REQ	DEPT REQ	SECURED	SECURED
Budget Object Class	DOLLAR	FTE	DOLLAR	FTE	DOLLAR	FTE	COLUMN	COLUMN
<b>FAMILY SUPPORT STAFF TRAINING</b>								
<b>Mileage Reimbursement - 0000015</b>								
TRAVEL, IN-STATE	0	0.00	0	0.00	5,093	0.00	0	0.00
<b>TOTAL - EE</b>	<b>0</b>	<b>0.00</b>	<b>0</b>	<b>0.00</b>	<b>5,093</b>	<b>0.00</b>	<b>0</b>	<b>0.00</b>
<b>GRAND TOTAL</b>	<b>\$0</b>	<b>0.00</b>	<b>\$0</b>	<b>0.00</b>	<b>\$5,093</b>	<b>0.00</b>	<b>\$0</b>	<b>0.00</b>
GENERAL REVENUE	\$0	0.00	\$0	0.00	\$1,865	0.00		0.00
FEDERAL FUNDS	\$0	0.00	\$0	0.00	\$3,228	0.00		0.00
OTHER FUNDS	\$0	0.00	\$0	0.00	\$0	0.00		0.00

**DECISION ITEM DETAIL**

Budget Unit	FY 2019	FY 2019	FY 2020	FY 2020	FY 2021	FY 2021	*****	*****
Decision Item	ACTUAL	ACTUAL	BUDGET	BUDGET	DEPT REQ	DEPT REQ	SECURED	SECURED
Budget Object Class	DOLLAR	FTE	DOLLAR	FTE	DOLLAR	FTE	COLUMN	COLUMN
<b>ELGBLTY &amp; ENRLLMNT SYS</b>								
<b>Mileage Reimbursement - 0000015</b>								
TRAVEL, IN-STATE	0	0.00	0	0.00	3,410	0.00	0	0.00
<b>TOTAL - EE</b>	<b>0</b>	<b>0.00</b>	<b>0</b>	<b>0.00</b>	<b>3,410</b>	<b>0.00</b>	<b>0</b>	<b>0.00</b>
<b>GRAND TOTAL</b>	<b>\$0</b>	<b>0.00</b>	<b>\$0</b>	<b>0.00</b>	<b>\$3,410</b>	<b>0.00</b>	<b>\$0</b>	<b>0.00</b>
GENERAL REVENUE	\$0	0.00	\$0	0.00	\$610	0.00		0.00
FEDERAL FUNDS	\$0	0.00	\$0	0.00	\$2,800	0.00		0.00
OTHER FUNDS	\$0	0.00	\$0	0.00	\$0	0.00		0.00

**DECISION ITEM DETAIL**

Budget Unit	FY 2019	FY 2019	FY 2020	FY 2020	FY 2021	FY 2021	*****	*****
Decision Item	ACTUAL	ACTUAL	BUDGET	BUDGET	DEPT REQ	DEPT REQ	SECURED	SECURED
Budget Object Class	DOLLAR	FTE	DOLLAR	FTE	DOLLAR	FTE	COLUMN	COLUMN
<b>VICTIMS OF CRIME PROGRAM</b>								
<b>Mileage Reimbursement - 0000015</b>								
TRAVEL, IN-STATE	0	0.00	0	0.00	128	0.00	0	0.00
<b>TOTAL - EE</b>	<b>0</b>	<b>0.00</b>	<b>0</b>	<b>0.00</b>	<b>128</b>	<b>0.00</b>	<b>0</b>	<b>0.00</b>
<b>GRAND TOTAL</b>	<b>\$0</b>	<b>0.00</b>	<b>\$0</b>	<b>0.00</b>	<b>\$128</b>	<b>0.00</b>	<b>\$0</b>	<b>0.00</b>
GENERAL REVENUE	\$0	0.00	\$0	0.00	\$0	0.00		0.00
FEDERAL FUNDS	\$0	0.00	\$0	0.00	\$128	0.00		0.00
OTHER FUNDS	\$0	0.00	\$0	0.00	\$0	0.00		0.00

**DECISION ITEM DETAIL**

Budget Unit	FY 2019	FY 2019	FY 2020	FY 2020	FY 2021	FY 2021	*****	*****
Decision Item	ACTUAL	ACTUAL	BUDGET	BUDGET	DEPT REQ	DEPT REQ	SECURED	SECURED
Budget Object Class	DOLLAR	FTE	DOLLAR	FTE	DOLLAR	FTE	COLUMN	COLUMN
<b>BLIND ADMIN</b>								
<b>Mileage Reimbursement - 0000015</b>								
TRAVEL, IN-STATE	0	0.00	0	0.00	3,758	0.00	0	0.00
<b>TOTAL - EE</b>	<b>0</b>	<b>0.00</b>	<b>0</b>	<b>0.00</b>	<b>3,758</b>	<b>0.00</b>	<b>0</b>	<b>0.00</b>
<b>GRAND TOTAL</b>	<b>\$0</b>	<b>0.00</b>	<b>\$0</b>	<b>0.00</b>	<b>\$3,758</b>	<b>0.00</b>	<b>\$0</b>	<b>0.00</b>
GENERAL REVENUE	\$0	0.00	\$0	0.00	\$907	0.00		0.00
FEDERAL FUNDS	\$0	0.00	\$0	0.00	\$2,851	0.00		0.00
OTHER FUNDS	\$0	0.00	\$0	0.00	\$0	0.00		0.00

**DECISION ITEM DETAIL**

Budget Unit	FY 2019	FY 2019	FY 2020	FY 2020	FY 2021	FY 2021	*****	*****
Decision Item	ACTUAL	ACTUAL	BUDGET	BUDGET	DEPT REQ	DEPT REQ	SECURED	SECURED
Budget Object Class	DOLLAR	FTE	DOLLAR	FTE	DOLLAR	FTE	COLUMN	COLUMN
<b>REHAB SRVCS FOR THE BLIND</b>								
<b>Mileage Reimbursement - 0000015</b>								
TRAVEL, IN-STATE	0	0.00	0	0.00	26,281	0.00	0	0.00
<b>TOTAL - EE</b>	<b>0</b>	<b>0.00</b>	<b>0</b>	<b>0.00</b>	<b>26,281</b>	<b>0.00</b>	<b>0</b>	<b>0.00</b>
<b>GRAND TOTAL</b>	<b>\$0</b>	<b>0.00</b>	<b>\$0</b>	<b>0.00</b>	<b>\$26,281</b>	<b>0.00</b>	<b>\$0</b>	<b>0.00</b>
GENERAL REVENUE	\$0	0.00	\$0	0.00	\$8,255	0.00		0.00
FEDERAL FUNDS	\$0	0.00	\$0	0.00	\$18,026	0.00		0.00
OTHER FUNDS	\$0	0.00	\$0	0.00	\$0	0.00		0.00

**DECISION ITEM DETAIL**

Budget Unit	FY 2019	FY 2019	FY 2020	FY 2020	FY 2021	FY 2021	*****	*****
Decision Item	ACTUAL	ACTUAL	BUDGET	BUDGET	DEPT REQ	DEPT REQ	SECURED	SECURED
Budget Object Class	DOLLAR	FTE	DOLLAR	FTE	DOLLAR	FTE	COLUMN	COLUMN
<b>CHILD SUPPORT FIELD STAFF/OPS</b>								
<b>Mileage Reimbursement - 0000015</b>								
TRAVEL, IN-STATE	0	0.00	0	0.00	1,821	0.00	0	0.00
<b>TOTAL - EE</b>	<b>0</b>	<b>0.00</b>	<b>0</b>	<b>0.00</b>	<b>1,821</b>	<b>0.00</b>	<b>0</b>	<b>0.00</b>
<b>GRAND TOTAL</b>	<b>\$0</b>	<b>0.00</b>	<b>\$0</b>	<b>0.00</b>	<b>\$1,821</b>	<b>0.00</b>	<b>\$0</b>	<b>0.00</b>
<b>GENERAL REVENUE</b>	<b>\$0</b>	<b>0.00</b>	<b>\$0</b>	<b>0.00</b>	<b>\$320</b>	<b>0.00</b>		<b>0.00</b>
<b>FEDERAL FUNDS</b>	<b>\$0</b>	<b>0.00</b>	<b>\$0</b>	<b>0.00</b>	<b>\$1,501</b>	<b>0.00</b>		<b>0.00</b>
<b>OTHER FUNDS</b>	<b>\$0</b>	<b>0.00</b>	<b>\$0</b>	<b>0.00</b>	<b>\$0</b>	<b>0.00</b>		<b>0.00</b>

**DECISION ITEM DETAIL**

Budget Unit	FY 2019	FY 2019	FY 2020	FY 2020	FY 2021	FY 2021	*****	*****
Decision Item	ACTUAL	ACTUAL	BUDGET	BUDGET	DEPT REQ	DEPT REQ	SECURED	SECURED
Budget Object Class	DOLLAR	FTE	DOLLAR	FTE	DOLLAR	FTE	COLUMN	COLUMN
<b>CHILDREN'S ADMINISTRATION</b>								
<b>Mileage Reimbursement - 0000015</b>								
TRAVEL, IN-STATE	0	0.00	0	0.00	44,301	0.00	0	0.00
<b>TOTAL - EE</b>	<b>0</b>	<b>0.00</b>	<b>0</b>	<b>0.00</b>	<b>44,301</b>	<b>0.00</b>	<b>0</b>	<b>0.00</b>
<b>GRAND TOTAL</b>	<b>\$0</b>	<b>0.00</b>	<b>\$0</b>	<b>0.00</b>	<b>\$44,301</b>	<b>0.00</b>	<b>\$0</b>	<b>0.00</b>
GENERAL REVENUE	\$0	0.00	\$0	0.00	\$1,040	0.00		0.00
FEDERAL FUNDS	\$0	0.00	\$0	0.00	\$43,039	0.00		0.00
OTHER FUNDS	\$0	0.00	\$0	0.00	\$222	0.00		0.00

**DECISION ITEM DETAIL**

Budget Unit	FY 2019	FY 2019	FY 2020	FY 2020	FY 2021	FY 2021	*****	*****
Decision Item	ACTUAL	ACTUAL	BUDGET	BUDGET	DEPT REQ	DEPT REQ	SECURED	SECURED
Budget Object Class	DOLLAR	FTE	DOLLAR	FTE	DOLLAR	FTE	COLUMN	COLUMN
<b>CHILDREN'S FIELD STAFF/OPS</b>								
<b>Mileage Reimbursement - 0000015</b>								
TRAVEL, IN-STATE	0	0.00	0	0.00	263,952	0.00	0	0.00
<b>TOTAL - EE</b>	<b>0</b>	<b>0.00</b>	<b>0</b>	<b>0.00</b>	<b>263,952</b>	<b>0.00</b>	<b>0</b>	<b>0.00</b>
<b>GRAND TOTAL</b>	<b>\$0</b>	<b>0.00</b>	<b>\$0</b>	<b>0.00</b>	<b>\$263,952</b>	<b>0.00</b>	<b>\$0</b>	<b>0.00</b>
GENERAL REVENUE	\$0	0.00	\$0	0.00	\$84,123	0.00		0.00
FEDERAL FUNDS	\$0	0.00	\$0	0.00	\$177,315	0.00		0.00
OTHER FUNDS	\$0	0.00	\$0	0.00	\$2,514	0.00		0.00



**DECISION ITEM DETAIL**

Budget Unit	FY 2019	FY 2019	FY 2020	FY 2020	FY 2021	FY 2021	*****	*****
Decision Item	ACTUAL	ACTUAL	BUDGET	BUDGET	DEPT REQ	DEPT REQ	SECURED	SECURED
Budget Object Class	DOLLAR	FTE	DOLLAR	FTE	DOLLAR	FTE	COLUMN	COLUMN
<b>CHILDREN'S STAFF TRAINING</b>								
<b>Mileage Reimbursement - 0000015</b>								
TRAVEL, IN-STATE	0	0.00	0	0.00	17,550	0.00	0	0.00
<b>TOTAL - EE</b>	<b>0</b>	<b>0.00</b>	<b>0</b>	<b>0.00</b>	<b>17,550</b>	<b>0.00</b>	<b>0</b>	<b>0.00</b>
<b>GRAND TOTAL</b>	<b>\$0</b>	<b>0.00</b>	<b>\$0</b>	<b>0.00</b>	<b>\$17,550</b>	<b>0.00</b>	<b>\$0</b>	<b>0.00</b>
GENERAL REVENUE	\$0	0.00	\$0	0.00	\$12,454	0.00		0.00
FEDERAL FUNDS	\$0	0.00	\$0	0.00	\$5,096	0.00		0.00
OTHER FUNDS	\$0	0.00	\$0	0.00	\$0	0.00		0.00

**DECISION ITEM DETAIL**

Budget Unit	FY 2019	FY 2019	FY 2020	FY 2020	FY 2021	FY 2021	*****	*****
Decision Item	ACTUAL	ACTUAL	BUDGET	BUDGET	DEPT REQ	DEPT REQ	SECURED	SECURED
Budget Object Class	DOLLAR	FTE	DOLLAR	FTE	DOLLAR	FTE	COLUMN	COLUMN
<b>FOSTER CARE</b>								
<b>Mileage Reimbursement - 0000015</b>								
TRAVEL, IN-STATE	0	0.00	0	0.00	2,838	0.00	0	0.00
<b>TOTAL - EE</b>	<b>0</b>	<b>0.00</b>	<b>0</b>	<b>0.00</b>	<b>2,838</b>	<b>0.00</b>	<b>0</b>	<b>0.00</b>
<b>GRAND TOTAL</b>	<b>\$0</b>	<b>0.00</b>	<b>\$0</b>	<b>0.00</b>	<b>\$2,838</b>	<b>0.00</b>	<b>\$0</b>	<b>0.00</b>
GENERAL REVENUE	\$0	0.00	\$0	0.00	\$2,823	0.00		0.00
FEDERAL FUNDS	\$0	0.00	\$0	0.00	\$15	0.00		0.00
OTHER FUNDS	\$0	0.00	\$0	0.00	\$0	0.00		0.00

**DECISION ITEM DETAIL**

Budget Unit	FY 2019	FY 2019	FY 2020	FY 2020	FY 2021	FY 2021	*****	*****
Decision Item	ACTUAL	ACTUAL	BUDGET	BUDGET	DEPT REQ	DEPT REQ	SECURED	SECURED
Budget Object Class	DOLLAR	FTE	DOLLAR	FTE	DOLLAR	FTE	COLUMN	COLUMN
<b>FOSTER PARENT TRAINING</b>								
<b>Mileage Reimbursement - 0000015</b>								
TRAVEL, IN-STATE	0	0.00	0	0.00	113	0.00	0	0.00
<b>TOTAL - EE</b>	<b>0</b>	<b>0.00</b>	<b>0</b>	<b>0.00</b>	<b>113</b>	<b>0.00</b>	<b>0</b>	<b>0.00</b>
<b>GRAND TOTAL</b>	<b>\$0</b>	<b>0.00</b>	<b>\$0</b>	<b>0.00</b>	<b>\$113</b>	<b>0.00</b>	<b>\$0</b>	<b>0.00</b>
GENERAL REVENUE	\$0	0.00	\$0	0.00	\$79	0.00		0.00
FEDERAL FUNDS	\$0	0.00	\$0	0.00	\$34	0.00		0.00
OTHER FUNDS	\$0	0.00	\$0	0.00	\$0	0.00		0.00

**DECISION ITEM DETAIL**

Budget Unit	FY 2019	FY 2019	FY 2020	FY 2020	FY 2021	FY 2021	*****	*****
Decision Item	ACTUAL	ACTUAL	BUDGET	BUDGET	DEPT REQ	DEPT REQ	SECURED	SECURED
Budget Object Class	DOLLAR	FTE	DOLLAR	FTE	DOLLAR	FTE	COLUMN	COLUMN
<b>INDEPENDENT LIVING</b>								
<b>Mileage Reimbursement - 0000015</b>								
TRAVEL, IN-STATE	0	0.00	0	0.00	55	0.00	0	0.00
<b>TOTAL - EE</b>	<b>0</b>	<b>0.00</b>	<b>0</b>	<b>0.00</b>	<b>55</b>	<b>0.00</b>	<b>0</b>	<b>0.00</b>
<b>GRAND TOTAL</b>	<b>\$0</b>	<b>0.00</b>	<b>\$0</b>	<b>0.00</b>	<b>\$55</b>	<b>0.00</b>	<b>\$0</b>	<b>0.00</b>
GENERAL REVENUE	\$0	0.00	\$0	0.00	\$0	0.00		0.00
FEDERAL FUNDS	\$0	0.00	\$0	0.00	\$55	0.00		0.00
OTHER FUNDS	\$0	0.00	\$0	0.00	\$0	0.00		0.00

**DECISION ITEM DETAIL**

Budget Unit	FY 2019	FY 2019	FY 2020	FY 2020	FY 2021	FY 2021	*****	*****
Decision Item	ACTUAL	ACTUAL	BUDGET	BUDGET	DEPT REQ	DEPT REQ	SECURED	SECURED
Budget Object Class	DOLLAR	FTE	DOLLAR	FTE	DOLLAR	FTE	COLUMN	COLUMN
<b>CHILD ABUSE/NEGLECT GRANT</b>								
<b>Mileage Reimbursement - 0000015</b>								
TRAVEL, IN-STATE	0	0.00	0	0.00	846	0.00	0	0.00
<b>TOTAL - EE</b>	<b>0</b>	<b>0.00</b>	<b>0</b>	<b>0.00</b>	<b>846</b>	<b>0.00</b>	<b>0</b>	<b>0.00</b>
<b>GRAND TOTAL</b>	<b>\$0</b>	<b>0.00</b>	<b>\$0</b>	<b>0.00</b>	<b>\$846</b>	<b>0.00</b>	<b>\$0</b>	<b>0.00</b>
GENERAL REVENUE	\$0	0.00	\$0	0.00	\$0	0.00		0.00
FEDERAL FUNDS	\$0	0.00	\$0	0.00	\$846	0.00		0.00
OTHER FUNDS	\$0	0.00	\$0	0.00	\$0	0.00		0.00

**DECISION ITEM DETAIL**

Budget Unit	FY 2019	FY 2019	FY 2020	FY 2020	FY 2021	FY 2021	*****	*****
Decision Item	ACTUAL	ACTUAL	BUDGET	BUDGET	DEPT REQ	DEPT REQ	SECURED	SECURED
Budget Object Class	DOLLAR	FTE	DOLLAR	FTE	DOLLAR	FTE	COLUMN	COLUMN
<b>PURCHASE OF CHILD CARE</b>								
<b>Mileage Reimbursement - 0000015</b>								
TRAVEL, IN-STATE	0	0.00	0	0.00	790	0.00	0	0.00
<b>TOTAL - EE</b>	<b>0</b>	<b>0.00</b>	<b>0</b>	<b>0.00</b>	<b>790</b>	<b>0.00</b>	<b>0</b>	<b>0.00</b>
<b>GRAND TOTAL</b>	<b>\$0</b>	<b>0.00</b>	<b>\$0</b>	<b>0.00</b>	<b>\$790</b>	<b>0.00</b>	<b>\$0</b>	<b>0.00</b>
GENERAL REVENUE	\$0	0.00	\$0	0.00	\$0	0.00		0.00
FEDERAL FUNDS	\$0	0.00	\$0	0.00	\$752	0.00		0.00
OTHER FUNDS	\$0	0.00	\$0	0.00	\$38	0.00		0.00

**DECISION ITEM DETAIL**

Budget Unit	FY 2019	FY 2019	FY 2020	FY 2020	FY 2021	FY 2021	*****	*****
Decision Item	ACTUAL	ACTUAL	BUDGET	BUDGET	DEPT REQ	DEPT REQ	SECURED	SECURED
Budget Object Class	DOLLAR	FTE	DOLLAR	FTE	DOLLAR	FTE	COLUMN	COLUMN
<b>YOUTH SERVICES ADMIN</b>								
<b>Mileage Reimbursement - 0000015</b>								
TRAVEL, IN-STATE	0	0.00	0	0.00	884	0.00	0	0.00
<b>TOTAL - EE</b>	<b>0</b>	<b>0.00</b>	<b>0</b>	<b>0.00</b>	<b>884</b>	<b>0.00</b>	<b>0</b>	<b>0.00</b>
<b>GRAND TOTAL</b>	<b>\$0</b>	<b>0.00</b>	<b>\$0</b>	<b>0.00</b>	<b>\$884</b>	<b>0.00</b>	<b>\$0</b>	<b>0.00</b>
GENERAL REVENUE	\$0	0.00	\$0	0.00	\$286	0.00		0.00
FEDERAL FUNDS	\$0	0.00	\$0	0.00	\$598	0.00		0.00
OTHER FUNDS	\$0	0.00	\$0	0.00	\$0	0.00		0.00

**DECISION ITEM DETAIL**

Budget Unit	FY 2019	FY 2019	FY 2020	FY 2020	FY 2021	FY 2021	*****	*****
Decision Item	ACTUAL	ACTUAL	BUDGET	BUDGET	DEPT REQ	DEPT REQ	SECURED	SECURED
Budget Object Class	DOLLAR	FTE	DOLLAR	FTE	DOLLAR	FTE	COLUMN	COLUMN
<b>YOUTH TREATMENT PROGRAMS</b>								
<b>Mileage Reimbursement - 0000015</b>								
TRAVEL, IN-STATE	0	0.00	0	0.00	5,811	0.00	0	0.00
<b>TOTAL - EE</b>	<b>0</b>	<b>0.00</b>	<b>0</b>	<b>0.00</b>	<b>5,811</b>	<b>0.00</b>	<b>0</b>	<b>0.00</b>
<b>GRAND TOTAL</b>	<b>\$0</b>	<b>0.00</b>	<b>\$0</b>	<b>0.00</b>	<b>\$5,811</b>	<b>0.00</b>	<b>\$0</b>	<b>0.00</b>
GENERAL REVENUE	\$0	0.00	\$0	0.00	\$24	0.00		0.00
FEDERAL FUNDS	\$0	0.00	\$0	0.00	\$4,294	0.00		0.00
OTHER FUNDS	\$0	0.00	\$0	0.00	\$1,493	0.00		0.00



**DECISION ITEM DETAIL**

Budget Unit	FY 2019	FY 2019	FY 2020	FY 2020	FY 2021	FY 2021	*****	*****
Decision Item	ACTUAL	ACTUAL	BUDGET	BUDGET	DEPT REQ	DEPT REQ	SECURED	SECURED
Budget Object Class	DOLLAR	FTE	DOLLAR	FTE	DOLLAR	FTE	COLUMN	COLUMN
<b>MO HEALTHNET ADMIN</b>								
<b>Mileage Reimbursement - 0000015</b>								
TRAVEL, IN-STATE	0	0.00	0	0.00	1,639	0.00	0	0.00
<b>TOTAL - EE</b>	<b>0</b>	<b>0.00</b>	<b>0</b>	<b>0.00</b>	<b>1,639</b>	<b>0.00</b>	<b>0</b>	<b>0.00</b>
<b>GRAND TOTAL</b>	<b>\$0</b>	<b>0.00</b>	<b>\$0</b>	<b>0.00</b>	<b>\$1,639</b>	<b>0.00</b>	<b>\$0</b>	<b>0.00</b>
GENERAL REVENUE	\$0	0.00	\$0	0.00	\$726	0.00		0.00
FEDERAL FUNDS	\$0	0.00	\$0	0.00	\$913	0.00		0.00
OTHER FUNDS	\$0	0.00	\$0	0.00	\$0	0.00		0.00



# **Core - Office of Director**



**CORE DECISION ITEM**

Department: Social Services  
 Division: Office of Director  
 Core: Office of Director

Budget Unit: 88712C  
 HB Section: 11.005

**1. CORE FINANCIAL SUMMARY**

	FY 2021 Budget Request					FY 2021 Governor's Recommendation			
	GR	Federal	Other	Total		GR	Federal	Other	Total
PS	108,347	150,346	31,515	290,208	PS				0
EE	33,562	1,197		34,759	EE				0
PSD					PSD				0
TRF					TRF				0
<b>Total</b>	<b>141,909</b>	<b>151,543</b>	<b>31,515</b>	<b>324,967</b>	<b>Total</b>	<b>0</b>	<b>0</b>	<b>0</b>	<b>0</b>
<b>FTE</b>	<b>1.61</b>	<b>0.72</b>	<b>0.92</b>	<b>3.25</b>	<b>FTE</b>				<b>0.00</b>

<b>Est. Fringe</b>	56,614	58,026	22,593	137,233
<i>Note: Fringes budgeted in House Bill 5 except for certain fringes budgeted directly to MoDOT, Highway Patrol, and Conservation.</i>				

<b>Est. Fringe</b>	0	0	0	0
<i>Note: Fringes budgeted in House Bill 5 except for certain fringes budgeted directly to MoDOT, Highway Patrol, and Conservation.</i>				

Other Funds: Child Support Enforcement Collections Fund (0169) - \$31,515

Other Funds:

**2. CORE DESCRIPTION**

Core operating budget for the Office of the Director.

**3. PROGRAM LISTING (list programs included in this core funding)**

Office of the Director

**CORE DECISION ITEM**

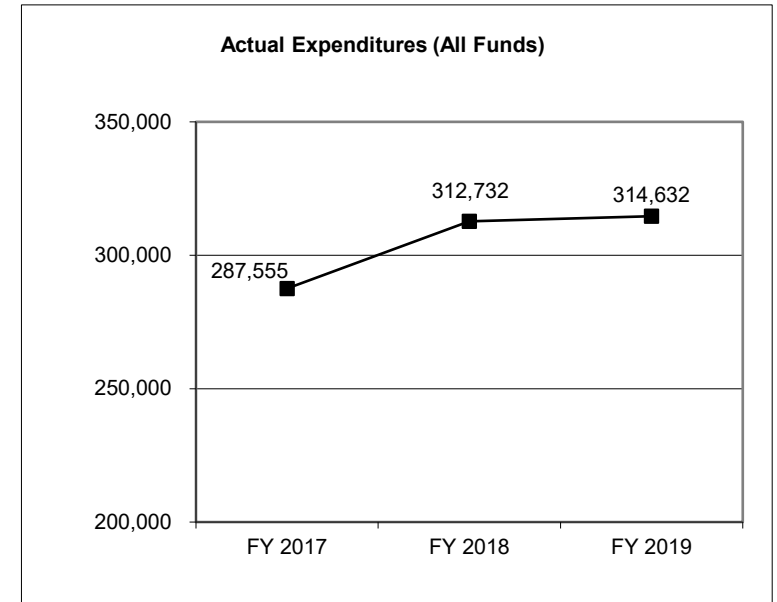
Department: Social Services  
 Division: Office of Director  
 Core: Office of Director

Budget Unit: 88712C

HB 11.005

**4. FINANCIAL HISTORY**

	FY 2017 Actual	FY 2018 Actual	FY 2019 Actual	FY 2020 Current Yr.
Appropriation (All Funds)	316,926	316,926	318,792	324,948
Less Reverted (All Funds)	(4,135)	(4,135)	(4,158)	(4,256)
Less Restricted (All Funds)	0	0	0	0
Budget Authority (All Funds)	312,791	312,791	314,634	320,692
Actual Expenditures (All Funds)	287,555	312,732	314,632	N/A
Unexpended (All Funds)	25,236	59	2	N/A
Unexpended, by Fund:				
General Revenue	7	59	2	N/A
Federal	16,615	0	0	N/A
Other	8,614	0	0	N/A
	<b>(1)</b>			



Reverted includes the statutory three- percent reserve (when applicable).  
 Restricted includes any Governor's Expenditure Restriction (when applicable).

**NOTES:**

(1) FY17 - lapse due to one-time variance.

**CORE RECONCILIATION DETAIL**

**DEPARTMENT OF SOCIAL SERVICES  
OFFICE OF DIRECTOR**

**5. CORE RECONCILIATION DETAIL**

	<b>Budget Class</b>	<b>FTE</b>	<b>GR</b>	<b>Federal</b>	<b>Other</b>	<b>Total</b>	<b>Explanation</b>
<b>TAFP AFTER VETOES</b>							
	PS	3.25	108,347	150,346	31,515	290,208	
	EE	0.00	33,543	1,197	0	34,740	
	<b>Total</b>	<b>3.25</b>	<b>141,890</b>	<b>151,543</b>	<b>31,515</b>	<b>324,948</b>	
<b>DEPARTMENT CORE ADJUSTMENTS</b>							
Core Reallocation	642 4334 EE	0.00	19	0	0	19	Reallocation of mileage reimbursement
<b>NET DEPARTMENT CHANGES</b>		<b>0.00</b>	<b>19</b>	<b>0</b>	<b>0</b>	<b>19</b>	
<b>DEPARTMENT CORE REQUEST</b>							
	PS	3.25	108,347	150,346	31,515	290,208	
	EE	0.00	33,562	1,197	0	34,759	
	<b>Total</b>	<b>3.25</b>	<b>141,909</b>	<b>151,543</b>	<b>31,515</b>	<b>324,967</b>	
<b>GOVERNOR'S RECOMMENDED CORE</b>							
	PS	3.25	108,347	150,346	31,515	290,208	
	EE	0.00	33,562	1,197	0	34,759	
	<b>Total</b>	<b>3.25</b>	<b>141,909</b>	<b>151,543</b>	<b>31,515</b>	<b>324,967</b>	

**DECISION ITEM SUMMARY**

Budget Unit									
Decision Item	FY 2019	FY 2019	FY 2020	FY 2020	FY 2021	FY 2021	*****	*****	
Budget Object Summary	ACTUAL	ACTUAL	BUDGET	BUDGET	DEPT REQ	DEPT REQ	SECURED	SECURED	
Fund	DOLLAR	FTE	DOLLAR	FTE	DOLLAR	FTE	COLUMN	COLUMN	
<b>OFFICE OF DIRECTOR</b>									
<b>CORE</b>									
PERSONAL SERVICES									
GENERAL REVENUE	101,915	0.86	108,347	1.61	108,347	1.61	0	0.00	
DEPT OF SOC SERV FEDERAL & OTH	147,841	1.19	150,346	0.72	150,346	0.72	0	0.00	
CHILD SUPPORT ENFORCEMENT FUND	31,144	0.26	31,515	0.92	31,515	0.92	0	0.00	
TOTAL - PS	280,900	2.31	290,208	3.25	290,208	3.25	0	0.00	
EXPENSE & EQUIPMENT									
GENERAL REVENUE	32,535	0.00	33,543	0.00	33,562	0.00	0	0.00	
DEPT OF SOC SERV FEDERAL & OTH	1,197	0.00	1,197	0.00	1,197	0.00	0	0.00	
TOTAL - EE	33,732	0.00	34,740	0.00	34,759	0.00	0	0.00	
<b>TOTAL</b>	<b>314,632</b>	<b>2.31</b>	<b>324,948</b>	<b>3.25</b>	<b>324,967</b>	<b>3.25</b>	<b>0</b>	<b>0.00</b>	
<b>Pay Plan FY20-Cost to Continue - 0000013</b>									
PERSONAL SERVICES									
GENERAL REVENUE	0	0.00	0	0.00	2,521	0.00	0	0.00	
DEPT OF SOC SERV FEDERAL & OTH	0	0.00	0	0.00	1,769	0.00	0	0.00	
TOTAL - PS	0	0.00	0	0.00	4,290	0.00	0	0.00	
<b>TOTAL</b>	<b>0</b>	<b>0.00</b>	<b>0</b>	<b>0.00</b>	<b>4,290</b>	<b>0.00</b>	<b>0</b>	<b>0.00</b>	
<b>Mileage Reimbursement - 0000015</b>									
EXPENSE & EQUIPMENT									
GENERAL REVENUE	0	0.00	0	0.00	134	0.00	0	0.00	
DEPT OF SOC SERV FEDERAL & OTH	0	0.00	0	0.00	19	0.00	0	0.00	
TOTAL - EE	0	0.00	0	0.00	153	0.00	0	0.00	
<b>TOTAL</b>	<b>0</b>	<b>0.00</b>	<b>0</b>	<b>0.00</b>	<b>153</b>	<b>0.00</b>	<b>0</b>	<b>0.00</b>	
<b>GRAND TOTAL</b>	<b>\$314,632</b>	<b>2.31</b>	<b>\$324,948</b>	<b>3.25</b>	<b>\$329,410</b>	<b>3.25</b>	<b>\$0</b>	<b>0.00</b>	



**DECISION ITEM DETAIL**

Budget Unit	FY 2019	FY 2019	FY 2020	FY 2020	FY 2021	FY 2021	*****	*****
Decision Item	ACTUAL	ACTUAL	BUDGET	BUDGET	DEPT REQ	DEPT REQ	SECURED	SECURED
Budget Object Class	DOLLAR	FTE	DOLLAR	FTE	DOLLAR	FTE	COLUMN	COLUMN
<b>OFFICE OF DIRECTOR</b>								
<b>CORE</b>								
STATE DEPARTMENT DIRECTOR	155,672	1.09	145,443	1.00	145,573	1.00	0	0.00
DEPUTY STATE DEPT DIRECTOR	107,582	0.92	120,340	1.00	120,340	1.00	0	0.00
DESIGNATED PRINCIPAL ASST DEPT	24	0.00	0	0.00	0	0.00	0	0.00
STUDENT INTERN	1	0.00	0	0.00	0	0.00	0	0.00
SPECIAL ASST PROFESSIONAL	27	0.00	0	0.00	0	0.00	0	0.00
SPECIAL ASST OFFICE & CLERICAL	17,594	0.30	24,425	1.25	24,295	1.25	0	0.00
<b>TOTAL - PS</b>	<b>280,900</b>	<b>2.31</b>	<b>290,208</b>	<b>3.25</b>	<b>290,208</b>	<b>3.25</b>	<b>0</b>	<b>0.00</b>
TRAVEL, IN-STATE	4,306	0.00	7,300	0.00	7,319	0.00	0	0.00
TRAVEL, OUT-OF-STATE	3,952	0.00	2,227	0.00	3,952	0.00	0	0.00
SUPPLIES	10,142	0.00	7,007	0.00	7,007	0.00	0	0.00
PROFESSIONAL DEVELOPMENT	2,217	0.00	7,571	0.00	5,846	0.00	0	0.00
COMMUNICATION SERV & SUPP	9,767	0.00	8,434	0.00	8,434	0.00	0	0.00
PROFESSIONAL SERVICES	1,333	0.00	385	0.00	385	0.00	0	0.00
HOUSEKEEPING & JANITORIAL SERV	1,068	0.00	221	0.00	221	0.00	0	0.00
M&R SERVICES	130	0.00	506	0.00	506	0.00	0	0.00
OFFICE EQUIPMENT	0	0.00	10	0.00	10	0.00	0	0.00
OTHER EQUIPMENT	0	0.00	806	0.00	806	0.00	0	0.00
EQUIPMENT RENTALS & LEASES	561	0.00	240	0.00	240	0.00	0	0.00
MISCELLANEOUS EXPENSES	256	0.00	33	0.00	33	0.00	0	0.00
<b>TOTAL - EE</b>	<b>33,732</b>	<b>0.00</b>	<b>34,740</b>	<b>0.00</b>	<b>34,759</b>	<b>0.00</b>	<b>0</b>	<b>0.00</b>
<b>GRAND TOTAL</b>	<b>\$314,632</b>	<b>2.31</b>	<b>\$324,948</b>	<b>3.25</b>	<b>\$324,967</b>	<b>3.25</b>	<b>\$0</b>	<b>0.00</b>
<b>GENERAL REVENUE</b>	<b>\$134,450</b>	<b>0.86</b>	<b>\$141,890</b>	<b>1.61</b>	<b>\$141,909</b>	<b>1.61</b>		<b>0.00</b>
<b>FEDERAL FUNDS</b>	<b>\$149,038</b>	<b>1.19</b>	<b>\$151,543</b>	<b>0.72</b>	<b>\$151,543</b>	<b>0.72</b>		<b>0.00</b>
<b>OTHER FUNDS</b>	<b>\$31,144</b>	<b>0.26</b>	<b>\$31,515</b>	<b>0.92</b>	<b>\$31,515</b>	<b>0.92</b>		<b>0.00</b>

## PROGRAM DESCRIPTION

**Department: Social Services**

**HB Section(s): 11.005**

**Program Name: Office of Director**

**Program is found in the following core budget(s): Office of Director**

### 1a. What strategic priority does this program address?

Safe Children, Healthy and Prosperous Missourians

### 1b. What does this program do?

Mission: We will lead the nation in building the capacity of individuals, families, and communities to secure and sustain healthy, safe, and productive lives.

The Office of the Director for the Department of Social Services is dedicated to making a positive difference in the lives of Missourians. Through effective use of the people's money, quality service and assistance, innovation, and continued ongoing improvements, the organization is holistically committed to helping Missouri citizens first with honor, dignity, and excellence. In its leadership role, this office operates under these guiding principles:

- Results
- Excellence in Service
- Proficiency
- Integrity
- Inclusiveness
- Stewardship
- Accountability

The Missouri Department of Social Services (DSS) was constitutionally established in 1974. It is charged with the health and general welfare of the people of primary public concern; to secure them there shall be established a department of social services; to provide appropriate public welfare services to promote, safeguard and protect the social well-being and general welfare of children; to help maintain and strengthen family life; and, to provide such public welfare services to aid needy persons who can be so helped to become self-supporting or capable of self-care.

The department has six divisions (Children's Division, Family Support Division, MO HealthNet Division, Division of Youth Services, Division of Finance and Administrative Services, and Division of Legal Services) and four offices (Human Resource Center, Missouri Medicaid Audit and Compliance, State Technical Assistance Team, and Strategic Performance and Innovations) reporting to the Office of the Director. The core functions of the Department are:

- Child Protection and Permanency
- Youth Rehabilitation
- Access to Quality Health Care
- Maintaining and Strengthen Families

The oversight provided by the Director's Office establishes a firm foundation and sets a positive tone to ensure the department and its employees are good public servants, efficient and responsibly deliver higher quality impact, committed to optimizing services for citizens, and will rapidly transcend "The Missouri Way" leadership program to identify and cultivate generational leaders and promote better government.

## PROGRAM DESCRIPTION

**Department: Social Services**

**HB Section(s): 11.005**

**Program Name: Office of Director**

**Program is found in the following core budget(s): Office of Director**

### Compliance Services Unit (CSU):

Effective July 1, 2019, the CSU transferred from the Division of Finance and Administrative Services to the Office of the Director. The CSU conducts internal reviews of DSS operations in order to provide the department with independent appraisals of how effectively and efficiently programs and functions are meeting objectives and to make recommendations for improvement. The CSU conducts reviews of contracts awarded to third party entities to ensure the terms of the contracts are being met, that the cost billed represents actual services provided, and to determine compliance with DSS policies, as well as federal and state laws and regulations. Specific attention is given to complying with Office of Management and Budget's Uniform Guidance for federal awards and its requirements for subrecipient monitoring. CSU reviews the single audits of DSS subrecipients of federal funds. CSU serves as the Department's liaison to the State Auditor's Office, as well as to various federal agencies, such as the Office of Inspector General and the Centers for Medicare and Medicaid Services, as these agencies audit DSS programs. CSU also performs special reviews as requested by DSS executive staff. CSU coordinates with other oversight groups within the department such as DLS Investigations and program staff who provide ongoing control activities over their specific programs. CSU coordinates the DSS Internal Control Plan.

#### **2a. Provide an activity measure(s) for the program.**

The Office of the Director supports all Department of Social Services' programs. Program activity measures are found in the respective departmental division sections.

#### **2b. Provide a measure(s) of the program's quality.**

The Office of the Director supports all Department of Social Services' programs. Program quality measures are found in the respective departmental division sections.

#### **2c. Provide a measure(s) of the program's impact.**

The Office of the Director supports all Department of Social Services' programs. Program impact measures are found in the respective departmental division sections.

#### **2d. Provide a measure(s) of the program's efficiency.**

The Office of the Director supports all Department of Social Services' programs. Program efficiency measures are found in the respective departmental division sections.

**PROGRAM DESCRIPTION**

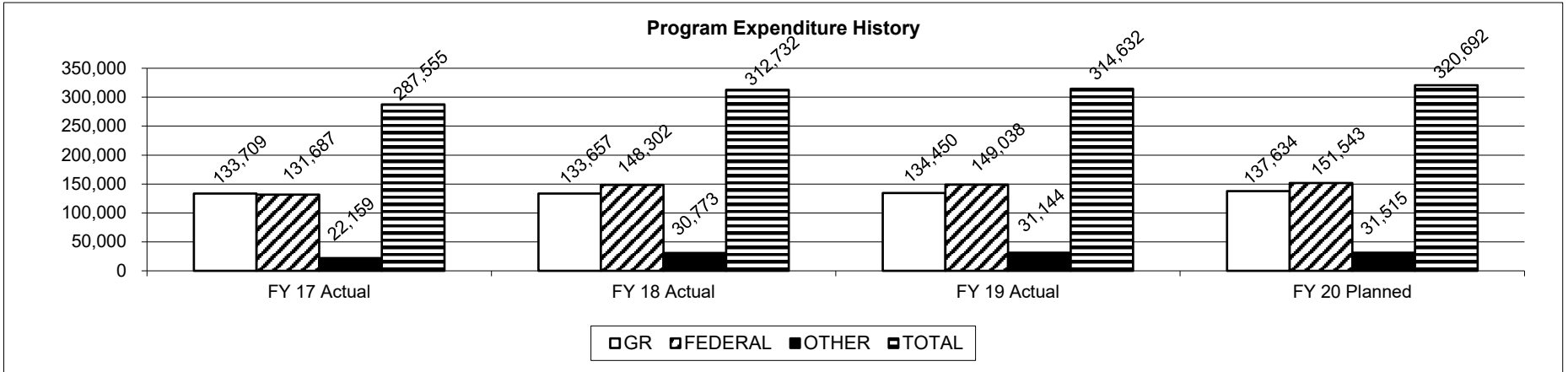
Department: Social Services

HB Section(s): 11.005

Program Name: Office of Director

Program is found in the following core budget(s): Office of Director

**3. Provide actual expenditures for the prior three fiscal years and planned expenditures for the current fiscal year. (Note: Amounts do not include fringe benefit costs.)**



Planned FY 2020 expenditures are net of reserves and reverted.

**4. What are the sources of the "Other " funds?**

Child Support Enforcement Collections Fund (0169)

**5. What is the authorization for this program, i.e., federal or state statute, etc.? (Include the federal program number, if applicable.)**

State Statute: Section 660.010, RSMo.

**6. Are there federal matching requirements? If yes, please explain.**

Expenditures are allocated across the department based on FTE counts and charged to corresponding grants or used as maintenance of effort as appropriate.

**7. Is this a federally mandated program? If yes, please explain.**

No.

# **Core - Federal Grants and Donations**



**CORE DECISION ITEM**

Department: Social Services  
 Division: Office of Director  
 Core: Federal Grants and Donations

Budget Unit: 88722C  
 HB Section: 11.010

**1. CORE FINANCIAL SUMMARY**

FY 2021 Budget Request					FY 2021 Governor's Recommendation				
	GR	Federal	Other	Total		GR	Federal	Other	Total
PS					PS				0
EE		1,653,024	9	1,653,033	EE				0
PSD		2,790,528	33,990	2,824,518	PSD				0
TRF					TRF				0
<b>Total</b>	<b>0</b>	<b>4,443,552</b>	<b>33,999</b>	<b>4,477,551</b>	<b>Total</b>	<b>0</b>	<b>0</b>	<b>0</b>	<b>0</b>
FTE	0.00	0.00	0.00	0.00	FTE				0.00

<b>Est. Fringe</b>	0	0	0	0
--------------------	---	---	---	---

*Note: Fringes budgeted in House Bill 5 except for certain fringes budgeted directly to MoDOT, Highway Patrol, and Conservation.*

<b>Est. Fringe</b>	0	0	0	0
--------------------	---	---	---	---

*Note: Fringes budgeted in House Bill 5 except for certain fringes budgeted directly to MoDOT, Highway Patrol, and Conservation.*

Other Funds: Family Services Donations Fund (0167) - \$33,999

Other Funds:

**2. CORE DESCRIPTION**

This is the core budget to receive and spend time-limited grants or donations from private, federal, and other governmental agencies. Appropriations language requires the department to notify the Senate Appropriations and House Budget Chairs of the source of any new funds and the purpose for which they will be expended prior to the use of funding. Notification is provided during the budget process for known expenditures and explanation is provided through a letter for expenditures that were unknown at the time of budget printing.

**3. PROGRAM LISTING (list programs included in this core funding)**

Federal Grants and Donations

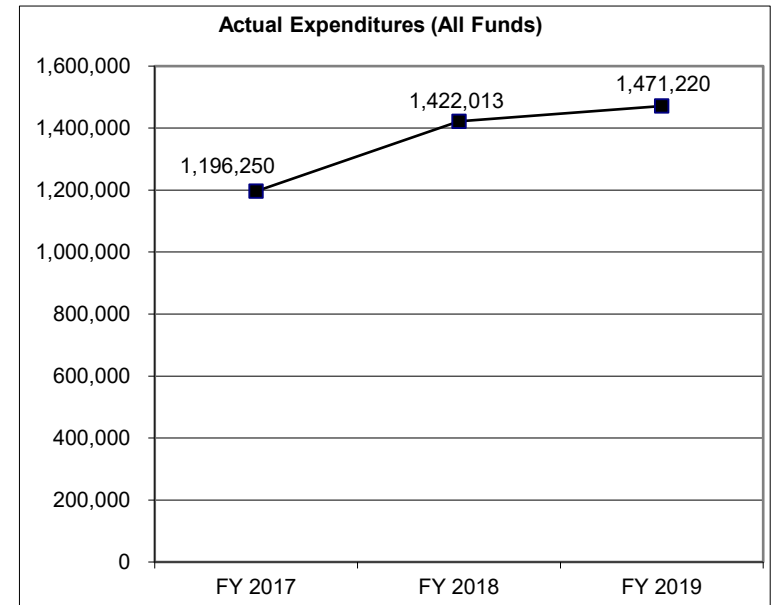
**CORE DECISION ITEM**

**Department: Social Services**  
**Division: Office of Director**  
**Core: Federal Grants and Donations**

**Budget Unit: 88722C**  
**HB Section: 11.010**

**4. FINANCIAL HISTORY**

	<b>FY 2017 Actual</b>	<b>FY 2018 Actual</b>	<b>FY 2019 Actual</b>	<b>FY 2020 Current Yr.</b>
Appropriation (All Funds)	4,477,551	4,477,551	4,477,551	4,477,551
Less Reverted (All Funds)	0	0	0	0
Less Restricted (All Funds)	0	0	0	0
Budget Authority (All Funds)	4,477,551	4,477,551	4,477,551	4,477,551
Actual Expenditures (All Funds)	1,196,250	1,422,013	1,471,220	N/A
Unexpended (All Funds)	3,281,301	3,055,538	3,006,331	N/A
Unexpended, by Fund:				
General Revenue	0	0	0	N/A
Federal	3,247,302	3,021,538	2,972,332	N/A
Other	33,999	33,999	33,999	N/A



Reverted includes the statutory three percent reserve (when applicable).  
 Restricted includes any Governor's Expenditure Restriction (when applicable).

**NOTES:**



**CORE RECONCILIATION DETAIL**

---

**DEPARTMENT OF SOCIAL SERVICES  
FEDERAL GRANTS & DONATIONS**

---

**5. CORE RECONCILIATION DETAIL**

---

	<b>Budget Class</b>	<b>FTE</b>	<b>GR</b>	<b>Federal</b>	<b>Other</b>	<b>Total</b>	<b>Explanation</b>
<b>TAFP AFTER VETOES</b>							
	EE	0.00	0	1,653,024	9	1,653,033	
	PD	0.00	0	2,790,528	33,990	2,824,518	
	<b>Total</b>	<b>0.00</b>	<b>0</b>	<b>4,443,552</b>	<b>33,999</b>	<b>4,477,551</b>	
<b>DEPARTMENT CORE REQUEST</b>							
	EE	0.00	0	1,653,024	9	1,653,033	
	PD	0.00	0	2,790,528	33,990	2,824,518	
	<b>Total</b>	<b>0.00</b>	<b>0</b>	<b>4,443,552</b>	<b>33,999</b>	<b>4,477,551</b>	
<b>GOVERNOR'S RECOMMENDED CORE</b>							
	EE	0.00	0	1,653,024	9	1,653,033	
	PD	0.00	0	2,790,528	33,990	2,824,518	
	<b>Total</b>	<b>0.00</b>	<b>0</b>	<b>4,443,552</b>	<b>33,999</b>	<b>4,477,551</b>	

**DECISION ITEM SUMMARY**

Budget Unit									
Decision Item	FY 2019	FY 2019	FY 2020	FY 2020	FY 2021	FY 2021	*****	*****	
Budget Object Summary	ACTUAL	ACTUAL	BUDGET	BUDGET	DEPT REQ	DEPT REQ	SECURED	SECURED	
Fund	DOLLAR	FTE	DOLLAR	FTE	DOLLAR	FTE	COLUMN	COLUMN	
<b>FEDERAL GRANTS &amp; DONATIONS</b>									
<b>CORE</b>									
EXPENSE & EQUIPMENT									
DEPT OF SOC SERV FEDERAL & OTH	838,929	0.00	1,653,024	0.00	1,653,024	0.00	0	0.00	
FAMILY SERVICES DONATIONS	0	0.00	9	0.00	9	0.00	0	0.00	
TOTAL - EE	838,929	0.00	1,653,033	0.00	1,653,033	0.00	0	0.00	
PROGRAM-SPECIFIC									
DEPT OF SOC SERV FEDERAL & OTH	632,291	0.00	2,790,528	0.00	2,790,528	0.00	0	0.00	
FAMILY SERVICES DONATIONS	0	0.00	33,990	0.00	33,990	0.00	0	0.00	
TOTAL - PD	632,291	0.00	2,824,518	0.00	2,824,518	0.00	0	0.00	
<b>TOTAL</b>	<b>1,471,220</b>	<b>0.00</b>	<b>4,477,551</b>	<b>0.00</b>	<b>4,477,551</b>	<b>0.00</b>	<b>0</b>	<b>0.00</b>	
<b>Mileage Reimbursement - 0000015</b>									
EXPENSE & EQUIPMENT									
DEPT OF SOC SERV FEDERAL & OTH	0	0.00	0	0.00	1,805	0.00	0	0.00	
TOTAL - EE	0	0.00	0	0.00	1,805	0.00	0	0.00	
<b>TOTAL</b>	<b>0</b>	<b>0.00</b>	<b>0</b>	<b>0.00</b>	<b>1,805</b>	<b>0.00</b>	<b>0</b>	<b>0.00</b>	
<b>GRAND TOTAL</b>	<b>\$1,471,220</b>	<b>0.00</b>	<b>\$4,477,551</b>	<b>0.00</b>	<b>\$4,479,356</b>	<b>0.00</b>	<b>\$0</b>	<b>0.00</b>	

**DECISION ITEM DETAIL**

Budget Unit	FY 2019	FY 2019	FY 2020	FY 2020	FY 2021	FY 2021	*****	*****
Decision Item	ACTUAL	ACTUAL	BUDGET	BUDGET	DEPT REQ	DEPT REQ	SECURED	SECURED
Budget Object Class	DOLLAR	FTE	DOLLAR	FTE	DOLLAR	FTE	COLUMN	COLUMN
<b>FEDERAL GRANTS &amp; DONATIONS</b>								
<b>CORE</b>								
TRAVEL, IN-STATE	20,779	0.00	5,001	0.00	5,001	0.00	0	0.00
TRAVEL, OUT-OF-STATE	4,319	0.00	0	0.00	0	0.00	0	0.00
SUPPLIES	2,106	0.00	4,956	0.00	2,106	0.00	0	0.00
PROFESSIONAL DEVELOPMENT	4,788	0.00	1,599	0.00	4,788	0.00	0	0.00
COMMUNICATION SERV & SUPP	0	0.00	70	0.00	70	0.00	0	0.00
PROFESSIONAL SERVICES	806,018	0.00	1,623,972	0.00	1,623,633	0.00	0	0.00
M&R SERVICES	0	0.00	9,933	0.00	9,933	0.00	0	0.00
OFFICE EQUIPMENT	0	0.00	1	0.00	1	0.00	0	0.00
OTHER EQUIPMENT	0	0.00	6,001	0.00	6,001	0.00	0	0.00
MISCELLANEOUS EXPENSES	919	0.00	1,500	0.00	1,500	0.00	0	0.00
<b>TOTAL - EE</b>	<b>838,929</b>	<b>0.00</b>	<b>1,653,033</b>	<b>0.00</b>	<b>1,653,033</b>	<b>0.00</b>	<b>0</b>	<b>0.00</b>
PROGRAM DISTRIBUTIONS	632,291	0.00	2,824,518	0.00	2,824,518	0.00	0	0.00
<b>TOTAL - PD</b>	<b>632,291</b>	<b>0.00</b>	<b>2,824,518</b>	<b>0.00</b>	<b>2,824,518</b>	<b>0.00</b>	<b>0</b>	<b>0.00</b>
<b>GRAND TOTAL</b>	<b>\$1,471,220</b>	<b>0.00</b>	<b>\$4,477,551</b>	<b>0.00</b>	<b>\$4,477,551</b>	<b>0.00</b>	<b>\$0</b>	<b>0.00</b>
<b>GENERAL REVENUE</b>	<b>\$0</b>	<b>0.00</b>	<b>\$0</b>	<b>0.00</b>	<b>\$0</b>	<b>0.00</b>		<b>0.00</b>
<b>FEDERAL FUNDS</b>	<b>\$1,471,220</b>	<b>0.00</b>	<b>\$4,443,552</b>	<b>0.00</b>	<b>\$4,443,552</b>	<b>0.00</b>		<b>0.00</b>
<b>OTHER FUNDS</b>	<b>\$0</b>	<b>0.00</b>	<b>\$33,999</b>	<b>0.00</b>	<b>\$33,999</b>	<b>0.00</b>		<b>0.00</b>

**PROGRAM DESCRIPTION**

**Department: Social Services**

**HB Section(s): 11.010**

**Program Name: Office of Director**

**Program is found in the following core budget(s): Federal Grants and Donations**

**1a. What strategic priority does this program address?**

Centralized mechanism for new grants

**1b. What does this program do?**

This appropriation provides the department with a centralized administrative mechanism to receive and expend new grants as they become available during the fiscal year. The Division of Finance and Administrative Services coordinates the use of this authority for the department as divisions pursue sources other than General Revenue for funding. New grants and donations provide opportunities to sustain a level of service delivery and fund program development that will better serve Missourians. Without this appropriation, the department would be forced to delay use of new grants and donations until emergency or supplemental appropriations are approved.

This appropriation is primarily used for one-time and/or time-limited federal grants and may support a wide variety of expenditures, including staff, for effective administration of the grant or donation. House Bill 11 language for this appropriation requires the department to notify the General Assembly of any new funds and the purpose for which they will be expended. New grants spent through this appropriation are transferred to the grantee division's budget through the appropriation process when it is anticipated that funding will continue for years after the grant is first received. Exceptions to this rule are made in those cases when the department is acting in an administrative capacity.

Awards planned to utilize this appropriation:

Awards which utilized this appropriation in FY19:

<b>Division</b>	<b>FY20 Planned</b>	<b>FY19</b>
CD	Adoption Incentives	Adoption Incentives
CD	Casey Family Services Grant	School Violence Hotline
DLS	STAT Task Force	STAT Task Force
DLS	State Cyber Crime Grant	State Cyber Crime Grant
DYS	Title I	Title I
DYS	DYS Donations	
FSD	SEBTC (Summer Food Program)	SEBTC (Summer Food Program)
MHD	Primary Care Health Home Grant	Adult Medicaid Quality Grant
MHD	Maternal Opioid Misuse (MOM) Grant	Primary Care Home Health Grant

No performance measures are included for this program as it is an accounting mechanism.

**PROGRAM DESCRIPTION**

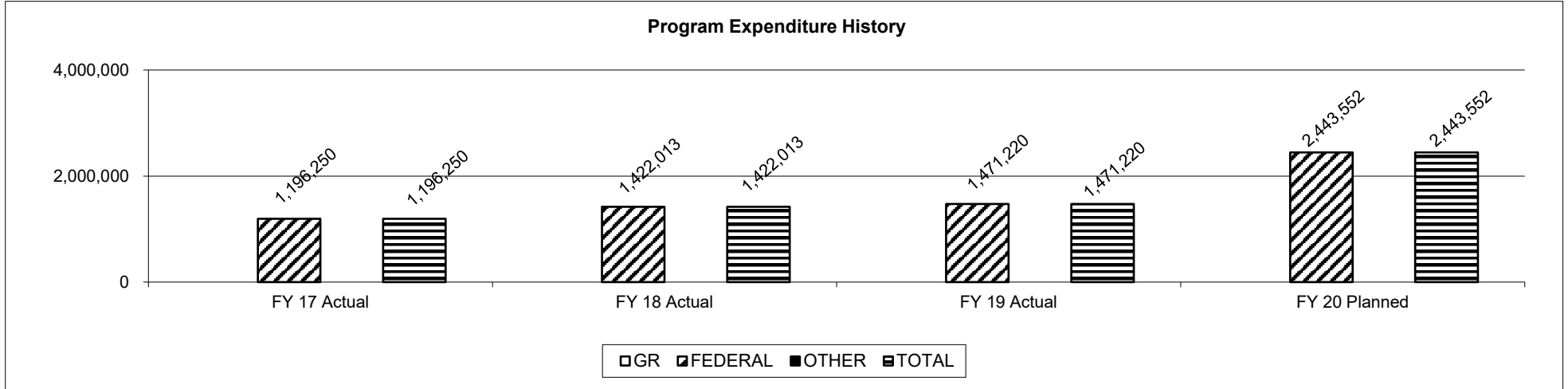
Department: Social Services

HB Section(s): 11.010

Program Name: Office of Director

Program is found in the following core budget(s): Federal Grants and Donations

**3. Provide actual expenditures for the prior three fiscal years and planned expenditures for the current fiscal year. (Note: Amounts do not include fringe benefit costs.)**



Planned FY 2020 expenditures is net of reserves.

**4. What are the sources of the "Other " funds?**

Family Services Donations Fund (0167)

**5. What is the authorization for this program, i.e., federal or state statute, etc.? (Include the federal program number, if applicable.)**

Chapter 660, RSMo.

**6. Are there federal matching requirements? If yes, please explain.**

Some federal grants require a state match which is expended from the grantee division's budget. The percentage of required state match depends on the grant.

**7. Is this a federally mandated program? If yes, please explain.**

No.



# **Core - Human Resource Center**





**CORE DECISION ITEM**

Department: Social Services  
 Division: Office of Director  
 Core: Human Resource Center (HRC)

Budget Unit: 88742C  
 HB Section: 11.015

**1. CORE FINANCIAL SUMMARY**

	FY 2021 Budget Request					FY 2021 Governor's Recommendation			
	GR	Federal	Other	Total		GR	Federal	Other	Total
PS	275,184	207,732		482,916	PS				0
EE	11,052	29,805		40,857	EE				0
PSD					PSD				0
TRF					TRF				0
<b>Total</b>	<b>286,236</b>	<b>237,537</b>	<b>0</b>	<b>523,773</b>	<b>Total</b>	<b>0</b>	<b>0</b>	<b>0</b>	<b>0</b>
FTE	5.80	4.72	0.00	10.52	FTE				0.00

<b>Est. Fringe</b>	166,994	130,695	0	297,688
--------------------	---------	---------	---	---------

*Note: Fringes budgeted in House Bill 5 except for certain fringes budgeted directly to MoDOT, Highway Patrol, and Conservation.*

<b>Est. Fringe</b>	0	0	0	0
--------------------	---	---	---	---

*Note: Fringes budgeted in House Bill 5 except for certain fringes budgeted directly to MoDOT, Highway Patrol, and Conservation.*

Other Funds: N/A

Other Funds:

**2. CORE DESCRIPTION**

This appropriation provides core funding for the Human Resource Center (HRC). HRC is charged by the Department of Social Services (DSS) to plan, develop, and implement a statewide human resource program giving direction and coordination to all divisions within the department.

**3. PROGRAM LISTING (list programs included in this core funding)**

Human Resource Center

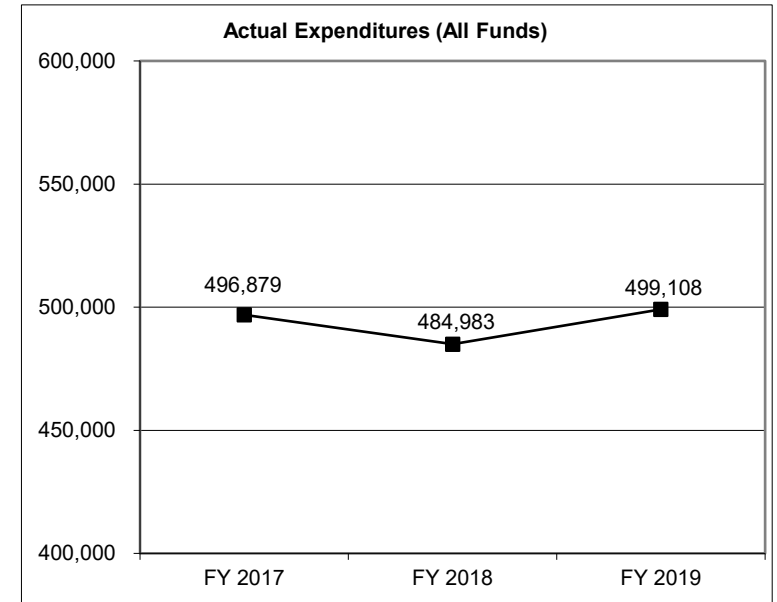
**CORE DECISION ITEM**

**Department: Social Services**  
**Division: Office of Director**  
**Core: Human Resource Center (HRC)**

**Budget Unit: 88742C**  
**HB Section: 11.015**

**4. FINANCIAL HISTORY**

	<b>FY 2017 Actual</b>	<b>FY 2018 Actual</b>	<b>FY 2019 Actual</b>	<b>FY 2020 Current Yr.</b>
Appropriation (All Funds)	508,974	508,974	512,721	523,701
Less Reverted (All Funds)	(8,322)	(8,322)	(8,384)	(8,587)
Less Restricted (All Funds)	0	0	0	0
Budget Authority (All Funds)	500,652	500,652	504,337	515,114
Actual Expenditures (All Funds)	496,879	484,983	499,108	N/A
Unexpended (All Funds)	3,773	15,669	5,229	N/A
Unexpended, by Fund:				
General Revenue	5	733	345	N/A
Federal	3,768	14,936	4,884	N/A
Other	0	0	0	N/A
	<b>(1)</b>	<b>(2)</b>	<b>(3)</b>	



Reverted includes the statutory three- percent reserve (when applicable).  
 Restricted includes any Governor's Expenditure Restriction (when applicable).

**NOTES:**

- (1)** FY17 - \$1,852 in federal fund agency reserve due to a 6% GR reduction in FY16, without a corresponding federal fund reduction.
- (2)** FY18 - \$1,852 in federal fund agency reserve due to a 6% GR reduction in FY16, without a corresponding federal fund reduction.
- (3)** FY19 - \$1,852 in federal fund agency reserve due to a 6% GR reduction in FY16, without a corresponding federal fund reduction.

**CORE RECONCILIATION DETAIL**

**DEPARTMENT OF SOCIAL SERVICES  
HUMAN RESOURCE CENTER**

**5. CORE RECONCILIATION DETAIL**

				<b>Budget Class</b>	<b>FTE</b>	<b>GR</b>	<b>Federal</b>	<b>Other</b>	<b>Total</b>	<b>Explanation</b>	
<b>TAFP AFTER VETOES</b>											
				PS	10.52	275,184	207,732	0	482,916		
				EE	0.00	11,036	29,749	0	40,785		
				<b>Total</b>	<b>10.52</b>	<b>286,220</b>	<b>237,481</b>	<b>0</b>	<b>523,701</b>		
<b>DEPARTMENT CORE ADJUSTMENTS</b>											
Core Reallocation	645	9949	EE	0.00	16	0	0	16	Reallocation of mileage reimbursement		
Core Reallocation	645	2997	EE	0.00	0	56	0	56	Reallocation of mileage reimbursement		
Core Reallocation	1067	9948	PS	0.00	0	0	0	0	Core reallocations will more closely align the budget with planned expenditures.		
<b>NET DEPARTMENT CHANGES</b>					<b>0.00</b>	<b>16</b>	<b>56</b>	<b>0</b>	<b>72</b>		
<b>DEPARTMENT CORE REQUEST</b>											
				PS	10.52	275,184	207,732	0	482,916		
				EE	0.00	11,052	29,805	0	40,857		
				<b>Total</b>	<b>10.52</b>	<b>286,236</b>	<b>237,537</b>	<b>0</b>	<b>523,773</b>		
<b>GOVERNOR'S RECOMMENDED CORE</b>											
				PS	10.52	275,184	207,732	0	482,916		
				EE	0.00	11,052	29,805	0	40,857		
				<b>Total</b>	<b>10.52</b>	<b>286,236</b>	<b>237,537</b>	<b>0</b>	<b>523,773</b>		

**DECISION ITEM SUMMARY**

Budget Unit									
Decision Item	FY 2019	FY 2019	FY 2020	FY 2020	FY 2021	FY 2021	*****	*****	
Budget Object Summary	ACTUAL	ACTUAL	BUDGET	BUDGET	DEPT REQ	DEPT REQ	SECURED	SECURED	
Fund	DOLLAR	FTE	DOLLAR	FTE	DOLLAR	FTE	COLUMN	COLUMN	
<b>HUMAN RESOURCE CENTER</b>									
<b>CORE</b>									
PERSONAL SERVICES									
GENERAL REVENUE	260,455	4.81	275,184	5.80	275,184	5.80	0	0.00	
DEPT OF SOC SERV FEDERAL & OTH	201,701	3.74	207,732	4.72	207,732	4.72	0	0.00	
TOTAL - PS	462,156	8.55	482,916	10.52	482,916	10.52	0	0.00	
EXPENSE & EQUIPMENT									
GENERAL REVENUE	10,273	0.00	11,036	0.00	11,052	0.00	0	0.00	
DEPT OF SOC SERV FEDERAL & OTH	26,679	0.00	29,749	0.00	29,805	0.00	0	0.00	
TOTAL - EE	36,952	0.00	40,785	0.00	40,857	0.00	0	0.00	
<b>TOTAL</b>	<b>499,108</b>	<b>8.55</b>	<b>523,701</b>	<b>10.52</b>	<b>523,773</b>	<b>10.52</b>	<b>0</b>	<b>0.00</b>	
<b>Pay Plan FY20-Cost to Continue - 0000013</b>									
PERSONAL SERVICES									
GENERAL REVENUE	0	0.00	0	0.00	4,695	0.00	0	0.00	
DEPT OF SOC SERV FEDERAL & OTH	0	0.00	0	0.00	2,443	0.00	0	0.00	
TOTAL - PS	0	0.00	0	0.00	7,138	0.00	0	0.00	
<b>TOTAL</b>	<b>0</b>	<b>0.00</b>	<b>0</b>	<b>0.00</b>	<b>7,138</b>	<b>0.00</b>	<b>0</b>	<b>0.00</b>	
<b>Mileage Reimbursement - 0000015</b>									
EXPENSE & EQUIPMENT									
DEPT OF SOC SERV FEDERAL & OTH	0	0.00	0	0.00	12	0.00	0	0.00	
TOTAL - EE	0	0.00	0	0.00	12	0.00	0	0.00	
<b>TOTAL</b>	<b>0</b>	<b>0.00</b>	<b>0</b>	<b>0.00</b>	<b>12</b>	<b>0.00</b>	<b>0</b>	<b>0.00</b>	
<b>GRAND TOTAL</b>	<b>\$499,108</b>	<b>8.55</b>	<b>\$523,701</b>	<b>10.52</b>	<b>\$530,923</b>	<b>10.52</b>	<b>\$0</b>	<b>0.00</b>	

**DECISION ITEM DETAIL**

Budget Unit	FY 2019	FY 2019	FY 2020	FY 2020	FY 2021	FY 2021	*****	*****
Decision Item	ACTUAL	ACTUAL	BUDGET	BUDGET	DEPT REQ	DEPT REQ	SECURED	SECURED
Budget Object Class	DOLLAR	FTE	DOLLAR	FTE	DOLLAR	FTE	COLUMN	COLUMN
<b>HUMAN RESOURCE CENTER</b>								
<b>CORE</b>								
ADMIN OFFICE SUPPORT ASSISTANT	18,535	0.51	29,870	1.09	0	0.00	0	0.00
SR OFFICE SUPPORT ASSISTANT	6,892	0.26	13,624	0.82	13,624	1.52	0	0.00
PERSONNEL OFFICER	41,837	0.90	47,280	1.50	0	0.00	0	0.00
HUMAN RELATIONS OFCR I	68,505	1.74	80,767	2.00	80,767	2.00	0	0.00
HUMAN RELATIONS OFCR II	41,026	0.97	46,193	1.00	46,193	1.00	0	0.00
PERSONNEL ANAL II	34,524	0.83	42,331	1.00	42,331	1.00	0	0.00
HUMAN RESOURCES MGR B1	190,156	2.51	222,851	3.11	149,310	3.00	0	0.00
HUMAN RESOURCES MGR B2	5,922	0.09	0	0.00	0	0.00	0	0.00
HUMAN RESOURCES MGR B3	3,444	0.04	0	0.00	0	0.00	0	0.00
DESIGNATED PRINCIPAL ASST DEPT	77	0.00	0	0.00	0	0.00	0	0.00
PROJECT CONSULTANT	7,714	0.11	0	0.00	0	0.00	0	0.00
STUDENT INTERN	4	0.00	0	0.00	0	0.00	0	0.00
MISCELLANEOUS PROFESSIONAL	26	0.00	0	0.00	0	0.00	0	0.00
SPECIAL ASST PROFESSIONAL	36,000	0.40	0	0.00	103,299	1.00	0	0.00
SPECIAL ASST TECHNICIAN	5,074	0.14	0	0.00	0	0.00	0	0.00
SPECIAL ASST OFFICE & CLERICAL	2,420	0.05	0	0.00	47,392	1.00	0	0.00
<b>TOTAL - PS</b>	<b>462,156</b>	<b>8.55</b>	<b>482,916</b>	<b>10.52</b>	<b>482,916</b>	<b>10.52</b>	<b>0</b>	<b>0.00</b>
TRAVEL, IN-STATE	4,346	0.00	4,632	0.00	4,704	0.00	0	0.00
SUPPLIES	15,411	0.00	16,733	0.00	16,733	0.00	0	0.00
PROFESSIONAL DEVELOPMENT	4,973	0.00	3,923	0.00	4,973	0.00	0	0.00
COMMUNICATION SERV & SUPP	6,398	0.00	7,455	0.00	7,455	0.00	0	0.00
PROFESSIONAL SERVICES	3,427	0.00	3,456	0.00	3,456	0.00	0	0.00
HOUSEKEEPING & JANITORIAL SERV	153	0.00	508	0.00	508	0.00	0	0.00
M&R SERVICES	160	0.00	230	0.00	230	0.00	0	0.00
OFFICE EQUIPMENT	1,773	0.00	3,338	0.00	2,617	0.00	0	0.00
OTHER EQUIPMENT	0	0.00	1	0.00	1	0.00	0	0.00
BUILDING LEASE PAYMENTS	121	0.00	0	0.00	0	0.00	0	0.00
EQUIPMENT RENTALS & LEASES	0	0.00	329	0.00	0	0.00	0	0.00

**DECISION ITEM DETAIL**

Budget Unit	FY 2019	FY 2019	FY 2020	FY 2020	FY 2021	FY 2021	*****	*****
Decision Item	ACTUAL	ACTUAL	BUDGET	BUDGET	DEPT REQ	DEPT REQ	SECURED	SECURED
Budget Object Class	DOLLAR	FTE	DOLLAR	FTE	DOLLAR	FTE	COLUMN	COLUMN
<b>HUMAN RESOURCE CENTER</b>								
<b>CORE</b>								
MISCELLANEOUS EXPENSES	190	0.00	180	0.00	180	0.00	0	0.00
<b>TOTAL - EE</b>	<b>36,952</b>	<b>0.00</b>	<b>40,785</b>	<b>0.00</b>	<b>40,857</b>	<b>0.00</b>	<b>0</b>	<b>0.00</b>
<b>GRAND TOTAL</b>	<b>\$499,108</b>	<b>8.55</b>	<b>\$523,701</b>	<b>10.52</b>	<b>\$523,773</b>	<b>10.52</b>	<b>\$0</b>	<b>0.00</b>
GENERAL REVENUE	\$270,728	4.81	\$286,220	5.80	\$286,236	5.80		0.00
FEDERAL FUNDS	\$228,380	3.74	\$237,481	4.72	\$237,537	4.72		0.00
OTHER FUNDS	\$0	0.00	\$0	0.00	\$0	0.00		0.00

## PROGRAM DESCRIPTION

**Department: Social Services**

**HB Section(s): 11.015**

**Program Name: Office of Director**

**Program is found in the following core budget(s): Human Resource Center (HRC)**

### 1a. What strategic priority does this program address?

Effective human resource management oversight

### 1b. What does this program do?

The Human Resource Center plans, develops, and implements statewide human resource programs; providing leadership, direction, and coordination of related services and support to all divisions. Human resource staff assigned to the Family Support Division, Children's Division, and Division of Youth Services are included in that division's budget request. For efficient and effective human resource management department-wide, these staff are provided management and oversight by the Human Resource Center.

The quality and level of services provided to the public through Department of Social Services (DSS) programs are directly affected by the performance of each division's employees. The service and support functions provided by the Human Resource Center (HRC) are necessary to maintain a qualified and productive workforce, and to ensure compliance with applicable state and federal law. HRC's mission is to serve the divisions in a timely and responsible manner through training, guidance, and assistance, thus contributing to the retention and continuing development of a productive and harmonious workforce.

HRC provides training, interpretive and technical assistance to staff ensuring personnel decisions are made and actions are taken within relevant guidelines including state personnel rules and regulations, state and federal employment laws, state and federal civil rights laws, and administrative policies and procedures in order to assist the divisions in meeting their programmatic goals. HRC uses its resources to:

- Assure department compliance with state personnel law and serve as liaison with the Office of Administration's Division of Personnel
- Administer personnel functions of employment, termination, promotion, compensation, position and organizational management, performance review, professional development, discipline, and related activities
- Provide advice, training, and consultation to staff to assure consistency among divisions and fair and equitable treatment of employees
- Maintain a high standard of case preparation and presentation of employee disciplinary actions before the Administrative Hearing Commission
- Provide DSS representation before administrative bodies and court tribunals on personnel related issues
- Develop and provide training to all staff in areas such as new employee orientation, prevention of harassment, workplace diversity, unlawful discrimination, labor relations, customer service, and employee and management development
- Assure department compliance with federal and state laws relating to equal employment opportunity, affirmative action, and provision of services
- Investigate allegations of unlawful discrimination and harassment of DSS employees and clients
- Assist/coordinate workplace accommodations for employees pursuant to federal and state laws and departmental policies
- Provide technical assistance regarding civil rights, employment law, and human resource issues to department and division personnel
- Serve as liaison for civil rights issues with other governmental agencies such as Equal Employment Opportunity Commission (EEOC), Missouri Commission on Human Rights (MCHR), United States Department of Agriculture (USDA), and United States Department of Health and Human Services (HHS)
- Provide technical assistance on civil rights issues to DSS vendors and service recipients
- Develop and provide assistance in the implementation of a department Workforce Diversity Plan and Program
- Work with management on organizational change/development issues

**PROGRAM DESCRIPTION**

**Department: Social Services**

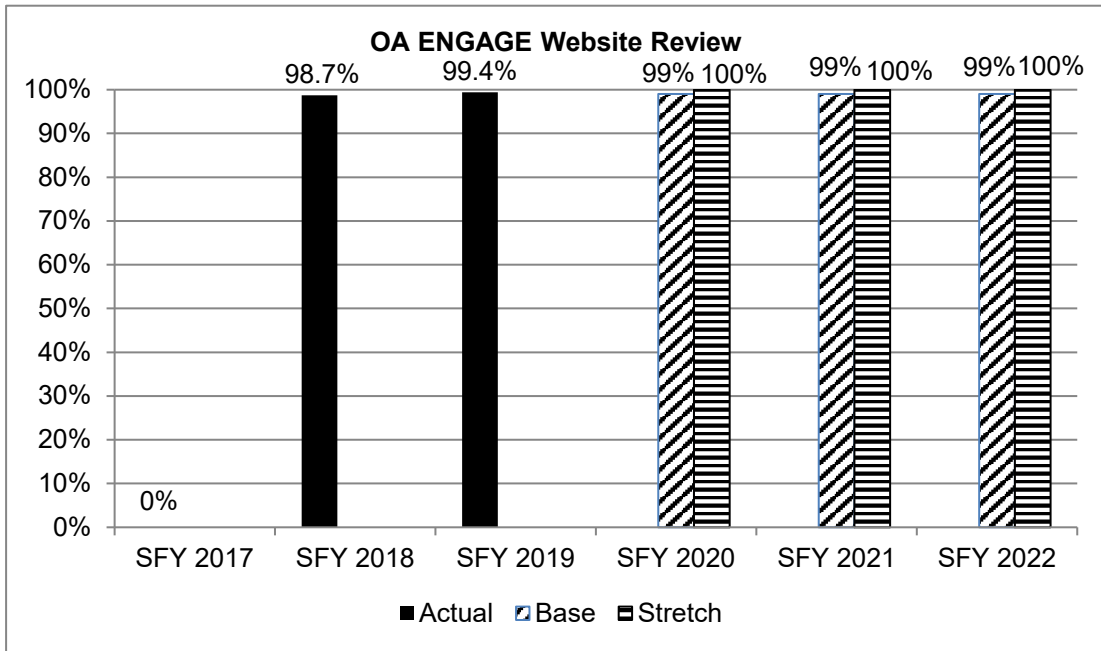
**HB Section(s): 11.015**

**Program Name: Office of Director**

**Program is found in the following core budget(s): Human Resource Center (HRC)**

- Improve management/employee relations through fair and timely conflict resolution procedures including grievance mediation and management reviews
- Maintain and continue to enhance the department's learning management system (Employee Learning Center)
- Maintain grievance, discipline, retention, and employment analysis system to assist managers in identification of problem areas and staff needs
- Coordinate/assist in labor/management relations
- Coordinate and administer departmental employee award and recognition programs, unemployment benefits, workers' compensation claims, and recruitment activities
- Develop and maintain an employment information website for DSS employees and the public
- Maintain official personnel records in a confidential and secure manner and receive and process fingerprint checks for DSS applicants, volunteers, interns, and contractors, when applicable.

**2a. Provide an activity measure(s) for the program.**



ENGAGE, the State of Missouri's professional development approach was implemented in January 2018. All staff are required to complete a comprehensive review of the OA ENGAGE website. Completion of this review is tracked through the Employee Learning Center.



**PROGRAM DESCRIPTION**

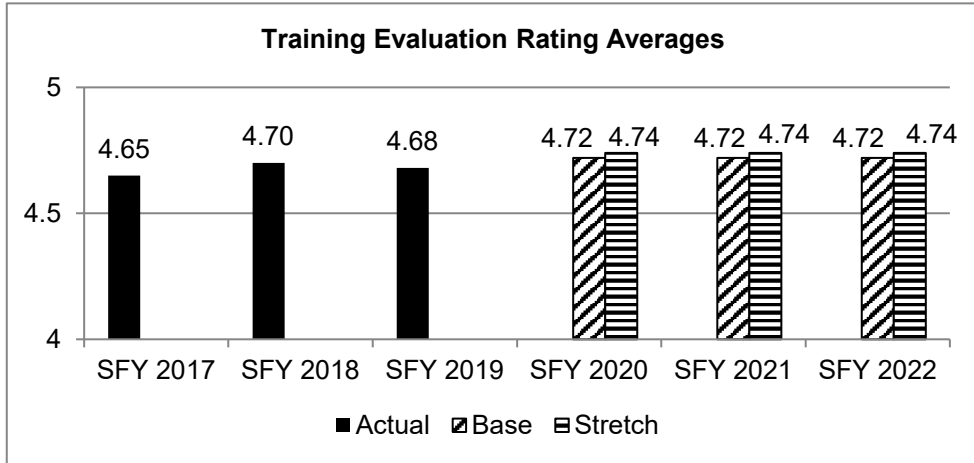
Department: Social Services

HB Section(s): 11.015

Program Name: Office of Director

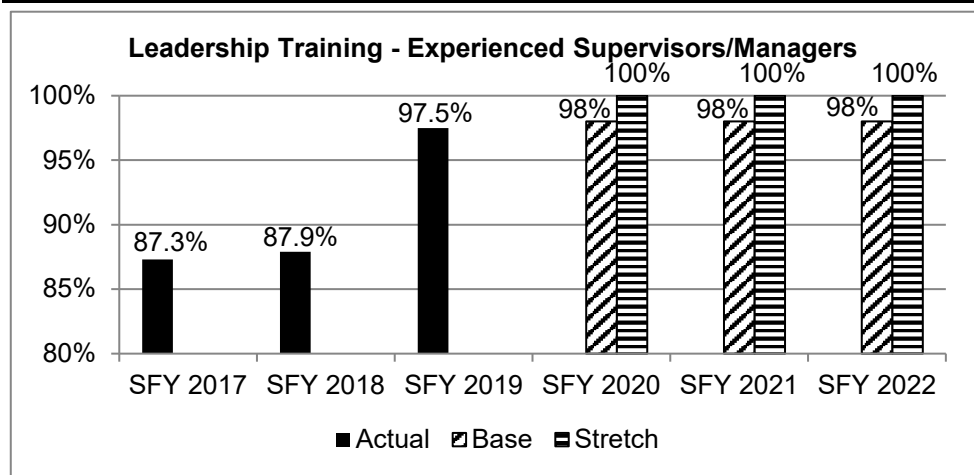
Program is found in the following core budget(s): Human Resource Center (HRC)

**2b. Provide a measure(s) of the program's quality.**

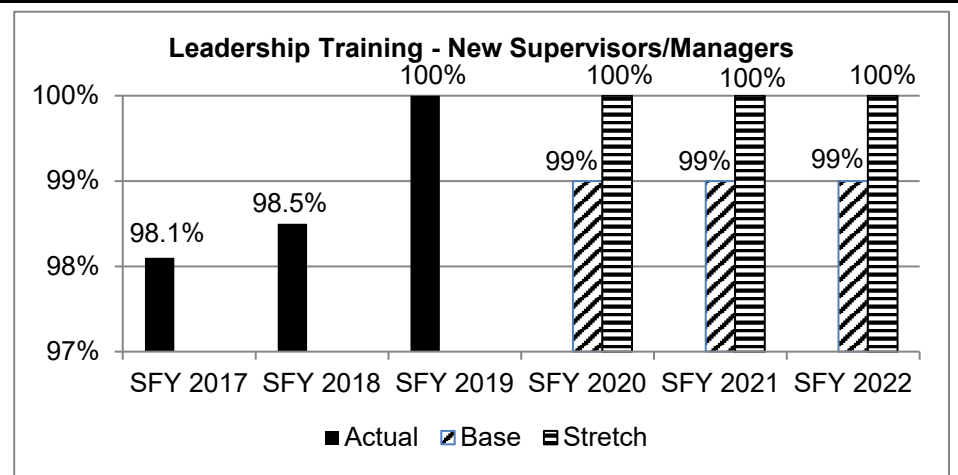


Participants completing courses conducted by the Human Resource Center rate the training content and instructor on a 1-5 scale (strongly disagree to strongly agree).

**2c. Provide a measure(s) of the program's impact.**



Experienced supervisors/managers are required to complete 16 hours of leadership training each state fiscal year.



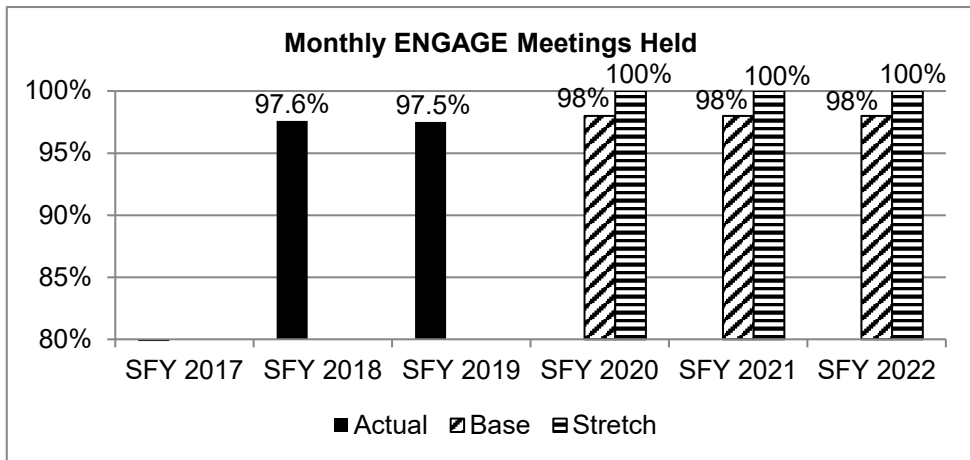
New supervisors must attend 40 hours of training within one year of hire/promotion.

**PROGRAM DESCRIPTION**

Department: Social Services  
 Program Name: Office of Director  
 Program is found in the following core budget(s): Human Resource Center (HRC)

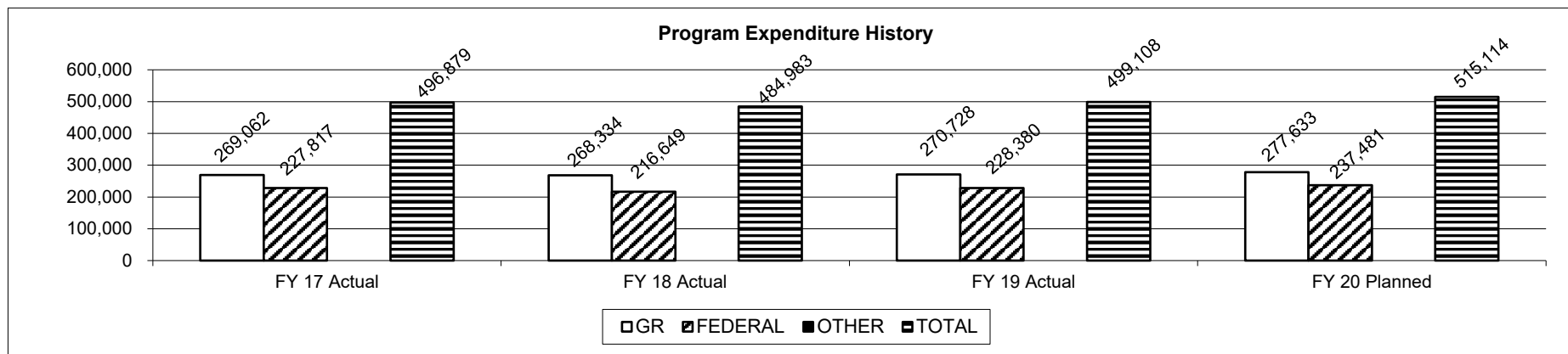
HB Section(s): 11.015

**2d. Provide a measure(s) of the program's efficiency.**



ENGAGE, the State of Missouri's professional development approach, was implemented in January 2018.

**3. Provide actual expenditures for the prior three fiscal years and planned expenditures for the current fiscal year. (Note: Amounts do not include fringe benefit costs.)**



Planned FY 2020 expenditures are net of reserves and reverted.

**PROGRAM DESCRIPTION**

**Department: Social Services**

**HB Section(s): 11.015**

**Program Name: Office of Director**

**Program is found in the following core budget(s): Human Resource Center (HRC)**

**4. What are the sources of the "Other " funds?**

N/A

**5. What is the authorization for this program, i.e., federal or state statute, etc.? (Include the federal program number, if applicable.)**

State Statute: Section 660.010, RSMo.

**6. Are there federal matching requirements? If yes, please explain.**

Expenditures are allocated in accordance with the methodology outlined in the department's cost allocation plan and charged to corresponding grants or used as maintenance of effort as appropriate.

**7. Is this a federally mandated program? If yes, please explain.**

N/A



# **Core - Missouri Medicaid Audit & Compliance**



**CORE DECISION ITEM**

Department: Social Services  
 Division: Office of Director  
 Core: MO Medicaid Audit & Compliance (MMAC)

Budget Unit: 90043C  
 HB Section: 11.020

**1. CORE FINANCIAL SUMMARY**

	FY 2021 Budget Request					FY 2021 Governor's Recommendation			
	GR	Federal	Other	Total		GR	Federal	Other	Total
PS	1,358,785	1,648,739	94,498	3,102,022	PS				0
EE	335,610	860,039	223,973	1,419,622	EE				0
PSD					PSD				0
TRF					TRF				0
<b>Total</b>	<b>1,694,395</b>	<b>2,508,778</b>	<b>318,471</b>	<b>4,521,644</b>	<b>Total</b>	<b>0</b>	<b>0</b>	<b>0</b>	<b>0</b>
FTE	36.05	41.00	3.00	80.05	FTE				0.00

<b>Est. Fringe</b>	925,080	1,085,287	71,020	2,081,387
<i>Note: Fringes budgeted in House Bill 5 except for certain fringes budgeted directly to MoDOT, Highway Patrol, and Conservation.</i>				

<b>Est. Fringe</b>	0	0	0	0
<i>Note: Fringes budgeted in House Bill 5 except for certain fringes budgeted directly to MoDOT, Highway Patrol, and Conservation.</i>				

Other Funds: Recovery Audit and Compliance Fund (0974) - \$82,087  
 Medicaid Provider Enrollment Fund (0990) - \$236,384

Other Funds:

**2. CORE DESCRIPTION**

The mission of Missouri Medicaid Audit & Compliance (MMAC) is to enhance the integrity of the state Medicaid program by preventing and detecting fraudulent, abusive and wasteful practices within the program, and recovering improperly expended funds while promoting high quality patient care. This unit works to reduce costs, increase efficiency of provider monitoring, and assist providers with compliance. Executive initiatives include a disclosure protocol for providers to report and refund payments identified by providers as having been received in error, or having been improperly billed to MO HealthNet. MMAC also protects the integrity of the Medicaid program by enrolling providers through a rigorous screening process. MMAC has cooperative agreements with the Department of Health and Senior Services and the Department of Mental Health, to enhance the integrity of the waiver programs through the same processes. MMAC is dedicated to preserving and protecting the Medicaid program for those in need, and to safeguarding taxpayer's dollars from fraud and abuse within the Medicaid program.

**3. PROGRAM LISTING (list programs included in this core funding)**

MO Medicaid Audit and Compliance

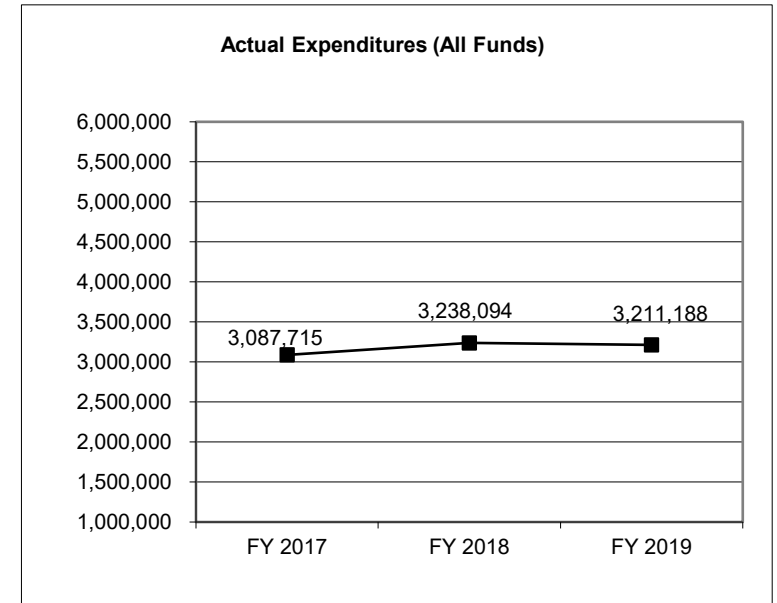
**CORE DECISION ITEM**

Department: Social Services  
 Division: Office of Director  
 Core: MO Medicaid Audit & Compliance (MMAC)

Budget Unit: 90043C  
 HB Section: 11.020

**4. FINANCIAL HISTORY**

	FY 2017 Actual	FY 2018 Actual	FY 2019 Actual	FY 2020 Current Yr.
Appropriation (All Funds)	3,984,463	3,984,463	4,191,625	4,521,612
Less Reverted (All Funds)	(41,296)	(41,296)	(41,633)	(50,831)
Less Restricted (All Funds)	0	0	0	0
Budget Authority (All Funds)	3,943,167	3,943,167	4,149,992	4,470,781
Actual Expenditures (All Funds)	3,087,715	3,238,094	3,211,188	N/A
Unexpended (All Funds)	855,452	705,073	938,804	N/A
Unexpended, by Fund:				
General Revenue	32,018	15,798	0	N/A
Federal	741,347	607,188	856,297	N/A
Other	82,087	82,087	82,507	N/A
	<b>(1)</b>	<b>(2)</b>	<b>(3)</b>	



Reverted includes the statutory three- percent reserve (when applicable).  
 Restricted includes any Governor's Expenditure Restriction (when applicable).

**NOTES:**

- (1)** FY17 - agency reserves of \$82,087 Recovery Audit and Compliance Fund (0974) due to excess authority. Agency reserves of \$151,296 federal funds due to a 6% GR reduction in FY16 without a corresponding federal reduction.
- (2)** FY18 - agency reserves of \$82,087 Recovery Audit and Compliance Fund (0974) due to excess authority. Agency reserves of \$151,296 federal funds due to a 6% GR reduction in FY16 without a corresponding federal reduction.
- (3)** FY19 - agency reserves of \$82,087 Recovery Audit and Compliance Fund (0974) due to excess authority. Agency reserves of \$151,296 federal funds due to a 6% GR reduction in FY16 without a corresponding federal reduction.



**CORE RECONCILIATION DETAIL**

**DEPARTMENT OF SOCIAL SERVICES  
MO MEDICAID AUDIT & COMPLIANCE**

**5. CORE RECONCILIATION DETAIL**

		<b>Budget Class</b>	<b>FTE</b>	<b>GR</b>	<b>Federal</b>	<b>Other</b>	<b>Total</b>	<b>Explanation</b>
<b>TAFP AFTER VETOES</b>								
		PS	80.05	1,358,785	1,648,739	94,498	3,102,022	
		EE	0.00	335,578	860,039	223,973	1,419,590	
		<b>Total</b>	<b>80.05</b>	<b>1,694,363</b>	<b>2,508,778</b>	<b>318,471</b>	<b>4,521,612</b>	
<b>DEPARTMENT CORE ADJUSTMENTS</b>								
Core Reallocation	513 8028	PS	(0.00)	0	0	0		0 Core reallocations will more closely align the budget with planned expenditures.
Core Reallocation	646 7964	EE	0.00	32	0	0		32 Reallocation of mileage reimbursement
		<b>NET DEPARTMENT CHANGES</b>	<b>(0.00)</b>	<b>32</b>	<b>0</b>	<b>0</b>	<b>32</b>	
<b>DEPARTMENT CORE REQUEST</b>								
		PS	80.05	1,358,785	1,648,739	94,498	3,102,022	
		EE	0.00	335,610	860,039	223,973	1,419,622	
		<b>Total</b>	<b>80.05</b>	<b>1,694,395</b>	<b>2,508,778</b>	<b>318,471</b>	<b>4,521,644</b>	
<b>GOVERNOR'S RECOMMENDED CORE</b>								
		PS	80.05	1,358,785	1,648,739	94,498	3,102,022	
		EE	0.00	335,610	860,039	223,973	1,419,622	
		<b>Total</b>	<b>80.05</b>	<b>1,694,395</b>	<b>2,508,778</b>	<b>318,471</b>	<b>4,521,644</b>	

**DECISION ITEM SUMMARY**

Budget Unit									
Decision Item	FY 2019	FY 2019	FY 2020	FY 2020	FY 2021	FY 2021	*****	*****	
Budget Object Summary	ACTUAL	ACTUAL	BUDGET	BUDGET	DEPT REQ	DEPT REQ	SECURED	SECURED	
Fund	DOLLAR	FTE	DOLLAR	FTE	DOLLAR	FTE	COLUMN	COLUMN	
<b>MO MEDICAID AUDIT &amp; COMPLIANCE</b>									
<b>CORE</b>									
PERSONAL SERVICES									
GENERAL REVENUE	1,166,137	29.23	1,358,785	36.05	1,358,785	36.05	0	0.00	
DEPT OF SOC SERV FEDERAL & OTH	1,546,205	38.68	1,648,739	41.00	1,648,739	41.00	0	0.00	
MEDICAID PROVIDER ENROLLMENT	91,115	2.65	94,498	3.00	94,498	3.00	0	0.00	
TOTAL - PS	<u>2,803,457</u>	<u>70.56</u>	<u>3,102,022</u>	<u>80.05</u>	<u>3,102,022</u>	<u>80.05</u>	<u>0</u>	<u>0.00</u>	
EXPENSE & EQUIPMENT									
GENERAL REVENUE	180,011	0.00	335,578	0.00	335,610	0.00	0	0.00	
DEPT OF SOC SERV FEDERAL & OTH	86,254	0.00	860,039	0.00	860,039	0.00	0	0.00	
RECOVERY AUDIT AND COMPLIANCE	0	0.00	82,087	0.00	82,087	0.00	0	0.00	
MEDICAID PROVIDER ENROLLMENT	141,466	0.00	141,886	0.00	141,886	0.00	0	0.00	
TOTAL - EE	<u>407,731</u>	<u>0.00</u>	<u>1,419,590</u>	<u>0.00</u>	<u>1,419,622</u>	<u>0.00</u>	<u>0</u>	<u>0.00</u>	
<b>TOTAL</b>	<b>3,211,188</b>	<b>70.56</b>	<b>4,521,612</b>	<b>80.05</b>	<b>4,521,644</b>	<b>80.05</b>	<b>0</b>	<b>0.00</b>	
<b>Pay Plan FY20-Cost to Continue - 0000013</b>									
PERSONAL SERVICES									
GENERAL REVENUE	0	0.00	0	0.00	23,292	0.00	0	0.00	
DEPT OF SOC SERV FEDERAL & OTH	0	0.00	0	0.00	19,555	0.00	0	0.00	
MEDICAID PROVIDER ENROLLMENT	0	0.00	0	0.00	1,383	0.00	0	0.00	
TOTAL - PS	<u>0</u>	<u>0.00</u>	<u>0</u>	<u>0.00</u>	<u>44,230</u>	<u>0.00</u>	<u>0</u>	<u>0.00</u>	
<b>TOTAL</b>	<b>0</b>	<b>0.00</b>	<b>0</b>	<b>0.00</b>	<b>44,230</b>	<b>0.00</b>	<b>0</b>	<b>0.00</b>	
<b>CBIZ-Cost to Continue - 0000014</b>									
PERSONAL SERVICES									
GENERAL REVENUE	0	0.00	0	0.00	18,829	0.00	0	0.00	
DEPT OF SOC SERV FEDERAL & OTH	0	0.00	0	0.00	10,688	0.00	0	0.00	
MEDICAID PROVIDER ENROLLMENT	0	0.00	0	0.00	950	0.00	0	0.00	
TOTAL - PS	<u>0</u>	<u>0.00</u>	<u>0</u>	<u>0.00</u>	<u>30,467</u>	<u>0.00</u>	<u>0</u>	<u>0.00</u>	
<b>TOTAL</b>	<b>0</b>	<b>0.00</b>	<b>0</b>	<b>0.00</b>	<b>30,467</b>	<b>0.00</b>	<b>0</b>	<b>0.00</b>	
<b>Mileage Reimbursement - 0000015</b>									
EXPENSE & EQUIPMENT									
GENERAL REVENUE	0	0.00	0	0.00	61	0.00	0	0.00	

9/13/19 7:24

im\_disummary

**DECISION ITEM SUMMARY**

<b>Budget Unit</b>								
<b>Decision Item</b>	<b>FY 2019</b>	<b>FY 2019</b>	<b>FY 2020</b>	<b>FY 2020</b>	<b>FY 2021</b>	<b>FY 2021</b>	<b>*****</b>	<b>*****</b>
<b>Budget Object Summary</b>	<b>ACTUAL</b>	<b>ACTUAL</b>	<b>BUDGET</b>	<b>BUDGET</b>	<b>DEPT REQ</b>	<b>DEPT REQ</b>	<b>SECURED</b>	<b>SECURED</b>
<b>Fund</b>	<b>DOLLAR</b>	<b>FTE</b>	<b>DOLLAR</b>	<b>FTE</b>	<b>DOLLAR</b>	<b>FTE</b>	<b>COLUMN</b>	<b>COLUMN</b>
<b>MO MEDICAID AUDIT &amp; COMPLIANCE</b>								
<b>Mileage Reimbursement - 0000015</b>								
EXPENSE & EQUIPMENT								
DEPT OF SOC SERV FEDERAL & OTH	0	0.00	0	0.00	24	0.00	0	0.00
MEDICAID PROVIDER ENROLLMENT	0	0.00	0	0.00	30	0.00	0	0.00
TOTAL - EE	0	0.00	0	0.00	115	0.00	0	0.00
<b>TOTAL</b>	<b>0</b>	<b>0.00</b>	<b>0</b>	<b>0.00</b>	<b>115</b>	<b>0.00</b>	<b>0</b>	<b>0.00</b>
<b>GRAND TOTAL</b>	<b>\$3,211,188</b>	<b>70.56</b>	<b>\$4,521,612</b>	<b>80.05</b>	<b>\$4,596,456</b>	<b>80.05</b>	<b>\$0</b>	<b>0.00</b>

**DECISION ITEM DETAIL**

Budget Unit	FY 2019	FY 2019	FY 2020	FY 2020	FY 2021	FY 2021	*****	*****
Decision Item	ACTUAL	ACTUAL	BUDGET	BUDGET	DEPT REQ	DEPT REQ	SECURED	SECURED
Budget Object Class	DOLLAR	FTE	DOLLAR	FTE	DOLLAR	FTE	COLUMN	COLUMN
<b>MO MEDICAID AUDIT &amp; COMPLIANCE</b>								
<b>CORE</b>								
ADMIN OFFICE SUPPORT ASSISTANT	35,273	1.09	63,648	2.00	17,124	2.00	0	0.00
SR OFFICE SUPPORT ASSISTANT	51,262	1.93	53,875	1.96	53,875	2.00	0	0.00
AUDITOR II	40,029	1.00	37,801	0.88	37,711	1.00	0	0.00
ACCOUNTANT I	31,929	1.00	33,699	1.00	33,671	1.00	0	0.00
ACCOUNTING CLERK	699	0.02	0	0.00	0	0.00	0	0.00
EXECUTIVE I	27,461	0.87	32,964	0.99	32,936	1.00	0	0.00
MANAGEMENT ANALYSIS SPEC II	50,218	1.10	9,272	1.00	96,023	2.00	0	0.00
ADMINISTRATIVE ANAL I	28,201	0.85	0	0.00	0	0.00	0	0.00
ADMINISTRATIVE ANAL II	19,305	0.54	68,025	2.00	32,215	1.00	0	0.00
REGISTERED NURSE SENIOR	258,353	5.42	292,893	5.67	292,331	6.00	0	0.00
REGISTERED NURSE - CLIN OPERS	4,416	0.08	0	0.00	44,583	1.00	0	0.00
PROGRAM DEVELOPMENT SPEC	12,811	0.31	44,650	0.99	0	0.00	0	0.00
INVESTIGATOR II	209,976	4.91	353,155	10.00	353,155	9.00	0	0.00
INVESTIGATOR III	55,506	1.16	49,296	1.00	49,296	1.00	0	0.00
CORRESPONDENCE & INFO SPEC I	70,159	1.92	75,073	2.00	75,073	2.00	0	0.00
MEDICAID CLERK	360,576	12.36	355,162	13.00	355,162	13.00	0	0.00
MEDICAID TECHNICIAN	150,782	4.46	157,899	5.00	157,899	5.00	0	0.00
MEDICAID SPEC	830,898	21.42	903,161	22.81	903,161	23.00	0	0.00
MEDICAID UNIT SPV	188,100	3.99	199,226	4.00	195,584	4.00	0	0.00
FISCAL & ADMINISTRATIVE MGR B1	48,144	1.00	47,459	1.00	47,459	1.00	0	0.00
INVESTIGATION MGR B1	53,483	1.00	54,646	1.00	54,646	1.00	0	0.00
SOCIAL SERVICES MGR, BAND 1	109,808	1.96	116,284	2.00	116,284	2.00	0	0.00
SOCIAL SERVICES MNGR, BAND 2	2,307	0.04	0	0.00	0	0.00	0	0.00
DESIGNATED PRINCIPAL ASST DEPT	85,482	1.00	87,235	1.00	87,235	1.00	0	0.00
LEGAL COUNSEL	70,703	1.00	66,599	0.75	66,599	1.00	0	0.00
MISCELLANEOUS PROFESSIONAL	7,576	0.13	0	0.00	0	0.05	0	0.00
<b>TOTAL - PS</b>	<b>2,803,457</b>	<b>70.56</b>	<b>3,102,022</b>	<b>80.05</b>	<b>3,102,022</b>	<b>80.05</b>	<b>0</b>	<b>0.00</b>
TRAVEL, IN-STATE	22,648	0.00	43,551	0.00	43,583	0.00	0	0.00
TRAVEL, OUT-OF-STATE	4,225	0.00	687	0.00	4,225	0.00	0	0.00
SUPPLIES	75,755	0.00	115,214	0.00	115,214	0.00	0	0.00
PROFESSIONAL DEVELOPMENT	2,831	0.00	13,792	0.00	13,792	0.00	0	0.00
COMMUNICATION SERV & SUPP	21,052	0.00	35,441	0.00	35,441	0.00	0	0.00

**DECISION ITEM DETAIL**

Budget Unit	FY 2019	FY 2019	FY 2020	FY 2020	FY 2021	FY 2021	*****	*****
Decision Item	ACTUAL	ACTUAL	BUDGET	BUDGET	DEPT REQ	DEPT REQ	SECURED	SECURED
Budget Object Class	DOLLAR	FTE	DOLLAR	FTE	DOLLAR	FTE	COLUMN	COLUMN
<b>MO MEDICAID AUDIT &amp; COMPLIANCE</b>								
<b>CORE</b>								
PROFESSIONAL SERVICES	266,252	0.00	537,448	0.00	1,049,671	0.00	0	0.00
M&R SERVICES	683	0.00	519	0.00	519	0.00	0	0.00
OFFICE EQUIPMENT	6,572	0.00	73,647	0.00	73,647	0.00	0	0.00
OTHER EQUIPMENT	5,705	0.00	521,466	0.00	5,705	0.00	0	0.00
PROPERTY & IMPROVEMENTS	1,676	0.00	0	0.00	0	0.00	0	0.00
BUILDING LEASE PAYMENTS	2	0.00	198	0.00	198	0.00	0	0.00
EQUIPMENT RENTALS & LEASES	3	0.00	0	0.00	0	0.00	0	0.00
MISCELLANEOUS EXPENSES	327	0.00	77,627	0.00	77,627	0.00	0	0.00
<b>TOTAL - EE</b>	<b>407,731</b>	<b>0.00</b>	<b>1,419,590</b>	<b>0.00</b>	<b>1,419,622</b>	<b>0.00</b>	<b>0</b>	<b>0.00</b>
<b>GRAND TOTAL</b>	<b>\$3,211,188</b>	<b>70.56</b>	<b>\$4,521,612</b>	<b>80.05</b>	<b>\$4,521,644</b>	<b>80.05</b>	<b>\$0</b>	<b>0.00</b>
<b>GENERAL REVENUE</b>	<b>\$1,346,148</b>	<b>29.23</b>	<b>\$1,694,363</b>	<b>36.05</b>	<b>\$1,694,395</b>	<b>36.05</b>		<b>0.00</b>
<b>FEDERAL FUNDS</b>	<b>\$1,632,459</b>	<b>38.68</b>	<b>\$2,508,778</b>	<b>41.00</b>	<b>\$2,508,778</b>	<b>41.00</b>		<b>0.00</b>
<b>OTHER FUNDS</b>	<b>\$232,581</b>	<b>2.65</b>	<b>\$318,471</b>	<b>3.00</b>	<b>\$318,471</b>	<b>3.00</b>		<b>0.00</b>

## PROGRAM DESCRIPTION

Department: Social Services

HB Section(s): 11.020

Program Name: Office of Director

Program is found in the following core budget(s): MO Medicaid Audit & Compliance

### 1a. What strategic priority does this program address?

Monitor Medicaid providers for compliance

### 1b. What does this program do?

Missouri Medicaid Audit & Compliance (MMAC) enrolls Medicaid providers and is also responsible for auditing and investigating those providers, including the imposition of sanctions when necessary, up to and including termination from the Medicaid program. MMAC provides oversight and guidance for contracted services such as Electronic Health Records Incentive Payments, Credit Balance Audits, Commercial Insurance Disallowance Audits, and Centers for Medicare and Medicaid Services driven audits. MMAC works closely with enrolled providers to ensure they receive necessary information regarding program requirements.

MMAC seeks to ensure appropriate amounts are paid to legitimate providers for appropriate and reasonable services provided to eligible participants. The unit monitors provider and participant Medicaid program compliance. The unit conducts post-payment reviews of MO HealthNet claims to assure that appropriate payments are made, and that providers are billing and providing services in accordance with federal and state regulations.

MMAC determines what enforcement activities to pursue following unit audits and investigations. These enforcement activities range from education, demand of repayment, program suspension, closed-end agreements, prepayment review, participant lock-in, and referrals to the Attorney General's Office Medicaid Fraud Control Unit (MFCU).

MMAC maintains Medicaid enrollment files for approximately 63,000 health care providers that participate in the MO HealthNet fee-for-service (FFS) and managed care programs. The Provider Enrollment Unit (PEU) processes new applications, updates the records of existing providers, and revalidates the enrollment information for each MO HealthNet provider at least every five years. Federal regulations require screening of new applicants as well as monthly monitoring checks of current providers. The PEU focuses on maintaining current information on all enrolled providers and denying or terminating the enrollment of providers who are deemed ineligible or excludable from participating in the Medicaid program.

**PROGRAM DESCRIPTION**

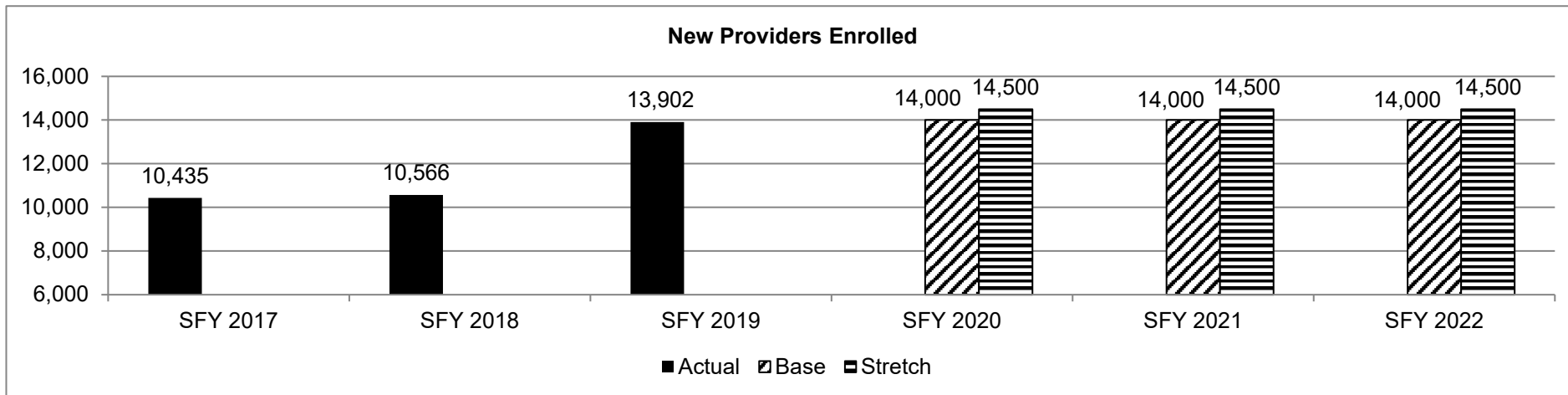
Department: Social Services

HB Section(s): 11.020

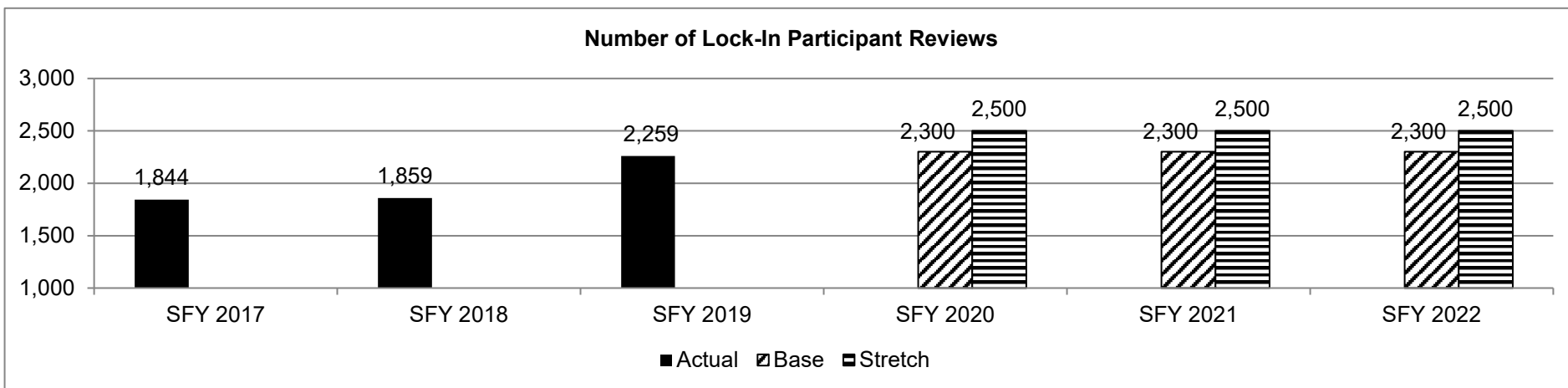
Program Name: Office of Director

Program is found in the following core budget(s): MO Medicaid Audit & Compliance

**2a. Provide an activity measure(s) for the program.**



**2b. Provide a measure(s) of the program's quality.**



If a MO HealthNet participant is found to be misutilizing MO HealthNet benefits, the individual can be restricted to a physician/clinic, pharmacy, or both in accordance with 13 CSR 70-4.070.

**PROGRAM DESCRIPTION**

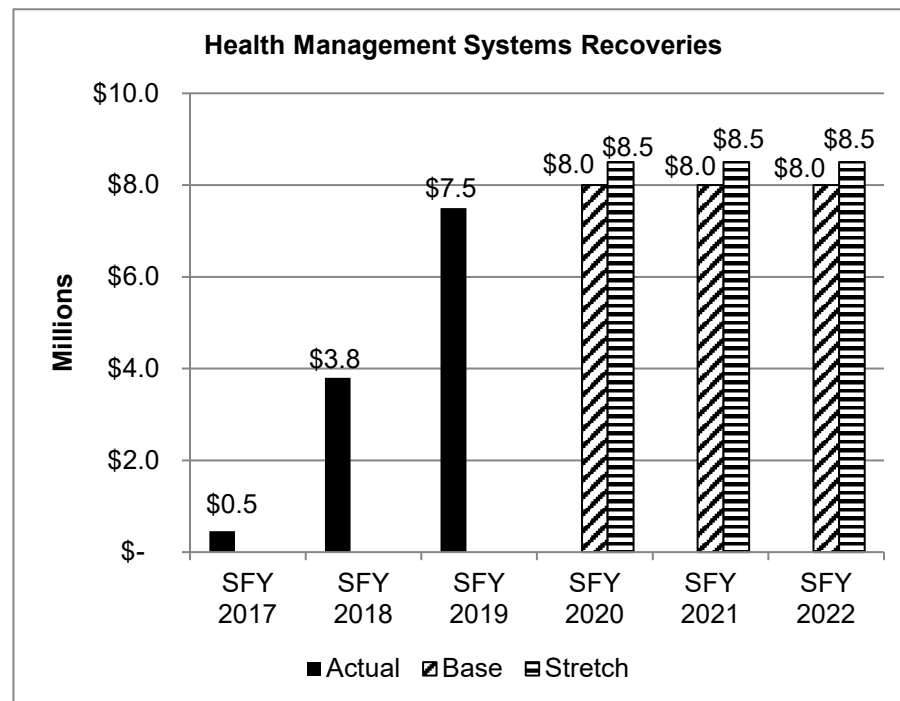
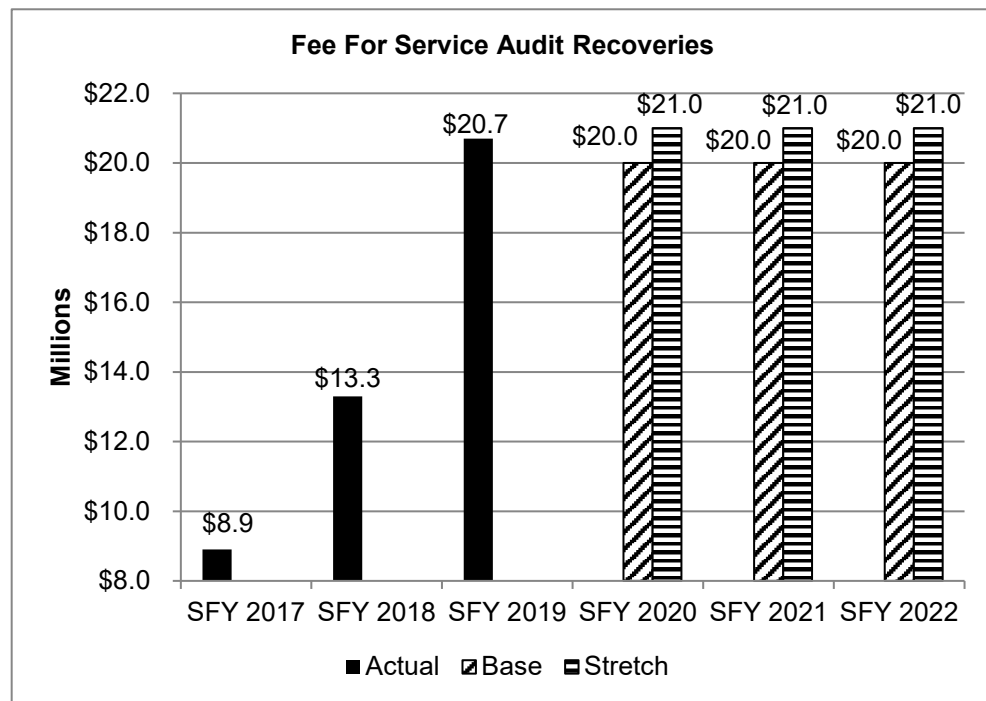
Department: Social Services

HB Section(s): 11.020

Program Name: Office of Director

Program is found in the following core budget(s): MO Medicaid Audit & Compliance

**2c. Provide a measure(s) of the program's impact.**



The Fee For Service audits are conducted by MMAC staff and the Health Management Systems (HMS) contractor. HMS is a contractor employed by MMAC to conduct Long Term Care, Credit Balance, and Commercial Insurance Disallowance audits.



**PROGRAM DESCRIPTION**


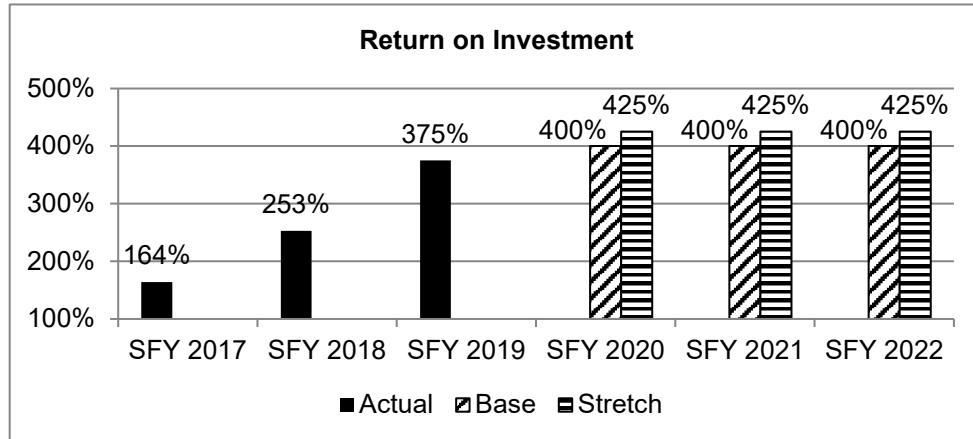
Department: Social Services

HB Section(s): 11.020

Program Name: Office of Director

Program is found in the following core budget(s): MO Medicaid Audit & Compliance

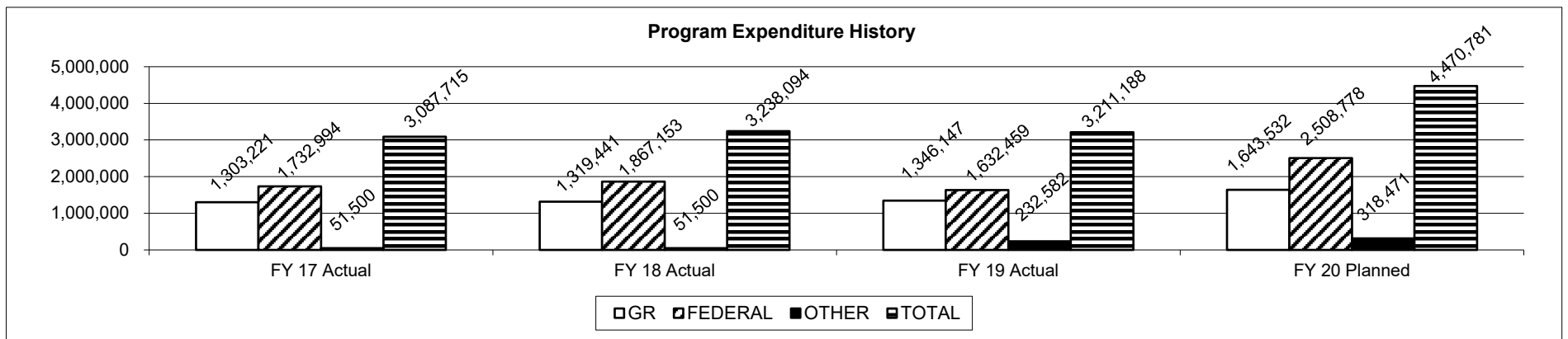
**2d. Provide a measure(s) of the program's efficiency.**



Return on Investment was calculated by dividing MMAC expenditures by MMAC recoveries. Recoveries include checks received, Medicaid reimbursement offsets, and claims voided on-line through the adjustment process.

Self Disclosures are recoveries for errors that are reported to MMAC by the providers.

**3. Provide actual expenditures for the prior three fiscal years and planned expenditures for the current fiscal year. (Note: Amounts do not include fringe benefit costs.)**



Planned FY 2020 expenditures are net of reserves and reverted.

## PROGRAM DESCRIPTION

Department: Social Services

HB Section(s): 11.020

Program Name: Office of Director

Program is found in the following core budget(s): MO Medicaid Audit & Compliance

### 4. What are the sources of the "Other " funds?

Recovery Audit & Compliance Fund (0974)

Medicaid Provider Enrollment Fund (0990)

### 5. What is the authorization for this program, i.e., federal or state statute, etc.? (Include the federal program number, if applicable.)

Federal law: Social Security Act Section 1902(a)(4), 1903(i)(2), and 1909; Federal regulations: 42 CFR, Part 455; State Regulation: 13 CSR 65-2.020

### 6. Are there federal matching requirements? If yes, please explain.

MMAC expenditures generally earn a 50% federal match. Expenditures related to the operation of the Medicaid Management Information System (MMIS) earn a 75% federal match. Staff resources employed in the implementation of the new Provider Enrollment - Case Management system earn a 90% federal match.

### 7. Is this a federally mandated program? If yes, please explain.

Yes. The Social Security Act requires states to report fraud and abuse information and have a method to verify whether services reimbursed by Medicaid were actually furnished to recipients.

# **Core - Systems Management**



**CORE DECISION ITEM**

Department: Social Services  
 Division: Office of Director  
 Core: Systems Management

Budget Unit: 90040C  
 HB Section: 11.025

**1. CORE FINANCIAL SUMMARY**

	FY 2021 Budget Request					FY 2021 Governor's Recommendation			
	GR	Federal	Other	Total		GR	Federal	Other	Total
PS					PS				0
EE	917,552	4,082,448		5,000,000	EE				0
PSD					PSD				0
TRF					TRF				0
<b>Total</b>	<b>917,552</b>	<b>4,082,448</b>	<b>0</b>	<b>5,000,000</b>	<b>Total</b>	<b>0</b>	<b>0</b>	<b>0</b>	<b>0</b>
<b>FTE</b>	<b>0.00</b>	<b>0.00</b>	<b>0.00</b>	<b>0.00</b>	<b>FTE</b>				<b>0.00</b>

<b>Est. Fringe</b>	0	0	0	0
--------------------	---	---	---	---

*Note: Fringes budgeted in House Bill 5 except for certain fringes budgeted directly to MoDOT, Highway Patrol, and Conservation.*

<b>Est. Fringe</b>	0	0	0	0
--------------------	---	---	---	---

*Note: Fringes budgeted in House Bill 5 except for certain fringes budgeted directly to MoDOT, Highway Patrol, and Conservation.*

Other Funds: N/A

Other Funds:

**2. CORE DESCRIPTION**

This funding will support system changes that allow the state to remain in compliance with changing federal requirements for the screening and monitoring of enrolling Medicaid providers. In addition, systems management will be used to fully fund a new Program Integrity Solution, which combines the fraud and abuse detection system (FADS), the Surveillance and Utilization Review System (SURS), and a case management system. The case management component is new and allows for the consolidation of smaller, outdated and unsupported systems. The FADS and SURS components are the most up-to-date technologies for the purposes of efficient and thorough detection of provider and participant fraud and abuse, and enhanced capabilities for audit and investigation processes. The fraud and abuse detection application allows for data mining, identification of claims outliers, and query/reporting capabilities.

**3. PROGRAM LISTING (list programs included in this core funding)**

Systems Management

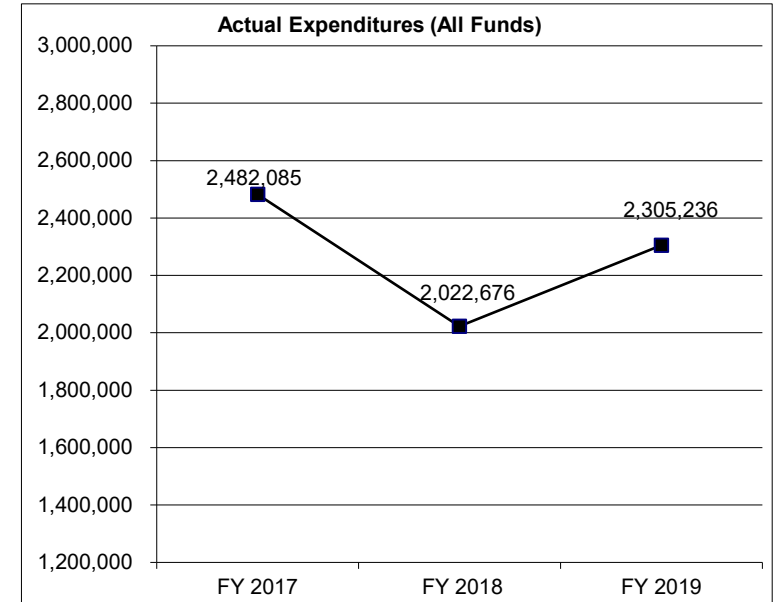
**CORE DECISION ITEM**

**Department: Social Services**  
**Division: Office of Director**  
**Core: Systems Management**

**Budget Unit: 90040C**  
**HB Section: 11.025**

**4. FINANCIAL HISTORY**

	<b>FY 2017 Actual</b>	<b>FY 2018 Actual</b>	<b>FY 2019 Actual</b>	<b>FY 2020 Current Yr.</b>
Appropriation (All Funds)	3,612,249	2,412,249	5,000,000	5,000,000
Less Reverted (All Funds)	(19,280)	(13,280)	(27,527)	(27,527)
Less Restricted (All Funds)	0	0	0	0
Budget Authority (All Funds)	<u>3,592,969</u>	<u>2,398,969</u>	<u>4,972,473</u>	<u>4,972,473</u>
Actual Expenditures (All Funds)	<u>2,482,085</u>	<u>2,022,676</u>	<u>2,305,236</u>	N/A
Unexpended (All Funds)	<u>1,110,884</u>	<u>376,293</u>	<u>2,667,237</u>	N/A
Unexpended, by Fund:				
General Revenue	90,246	0	0	N/A
Federal	1,020,638	376,293	2,667,237	N/A
Other	0	0	0	N/A
	<b>(1)</b>	<b>(2)</b>		



Reverted includes the statutory three- percent reserve (when applicable).  
 Restricted includes any Governor's Expenditure Restriction (when applicable).

**NOTES:**

- (1)** FY17 - Agency reserve of \$1,000,000 due to excess authority.
- (2)** FY18 - \$1,200,000 core reduction of excess federal authority.

**CORE RECONCILIATION DETAIL**

---

**DEPARTMENT OF SOCIAL SERVICES  
SYSTEMS MANAGEMENT**

---

**5. CORE RECONCILIATION DETAIL**

---

	<b>Budget Class</b>	<b>FTE</b>	<b>GR</b>	<b>Federal</b>	<b>Other</b>	<b>Total</b>	<b>Explanation</b>
<b>TAFP AFTER VETOES</b>							
	EE	0.00	917,552	4,082,448	0	5,000,000	
	<b>Total</b>	<b>0.00</b>	<b>917,552</b>	<b>4,082,448</b>	<b>0</b>	<b>5,000,000</b>	
<b>DEPARTMENT CORE REQUEST</b>							
	EE	0.00	917,552	4,082,448	0	5,000,000	
	<b>Total</b>	<b>0.00</b>	<b>917,552</b>	<b>4,082,448</b>	<b>0</b>	<b>5,000,000</b>	
<b>GOVERNOR'S RECOMMENDED CORE</b>							
	EE	0.00	917,552	4,082,448	0	5,000,000	
	<b>Total</b>	<b>0.00</b>	<b>917,552</b>	<b>4,082,448</b>	<b>0</b>	<b>5,000,000</b>	

**DECISION ITEM SUMMARY**

Budget Unit									
Decision Item	FY 2019	FY 2019	FY 2020	FY 2020	FY 2021	FY 2021	*****	*****	
Budget Object Summary	ACTUAL	ACTUAL	BUDGET	BUDGET	DEPT REQ	DEPT REQ	SECURED	SECURED	
Fund	DOLLAR	FTE	DOLLAR	FTE	DOLLAR	FTE	COLUMN	COLUMN	
<b>SYSTEMS MANAGEMENT</b>									
<b>CORE</b>									
EXPENSE & EQUIPMENT									
GENERAL REVENUE	890,025	0.00	917,552	0.00	917,552	0.00	0	0.00	
DEPT OF SOC SERV FEDERAL & OTH	1,415,211	0.00	4,082,448	0.00	4,082,448	0.00	0	0.00	
TOTAL - EE	<u>2,305,236</u>	<u>0.00</u>	<u>5,000,000</u>	<u>0.00</u>	<u>5,000,000</u>	<u>0.00</u>	<u>0</u>	<u>0.00</u>	
<b>TOTAL</b>	<b>2,305,236</b>	<b>0.00</b>	<b>5,000,000</b>	<b>0.00</b>	<b>5,000,000</b>	<b>0.00</b>	<b>0</b>	<b>0.00</b>	
<b>GRAND TOTAL</b>	<b>\$2,305,236</b>	<b>0.00</b>	<b>\$5,000,000</b>	<b>0.00</b>	<b>\$5,000,000</b>	<b>0.00</b>	<b>\$0</b>	<b>0.00</b>	



**DECISION ITEM DETAIL**

Budget Unit	FY 2019	FY 2019	FY 2020	FY 2020	FY 2021	FY 2021	*****	*****
Decision Item	ACTUAL	ACTUAL	BUDGET	BUDGET	DEPT REQ	DEPT REQ	SECURED	SECURED
Budget Object Class	DOLLAR	FTE	DOLLAR	FTE	DOLLAR	FTE	COLUMN	COLUMN
<b>SYSTEMS MANAGEMENT</b>								
<b>CORE</b>								
PROFESSIONAL SERVICES	1,247,736	0.00	3,555,749	0.00	3,555,749	0.00	0	0.00
M&R SERVICES	1,057,500	0.00	1,418,751	0.00	1,418,751	0.00	0	0.00
COMPUTER EQUIPMENT	0	0.00	20,000	0.00	20,000	0.00	0	0.00
OTHER EQUIPMENT	0	0.00	5,500	0.00	5,500	0.00	0	0.00
<b>TOTAL - EE</b>	<b>2,305,236</b>	<b>0.00</b>	<b>5,000,000</b>	<b>0.00</b>	<b>5,000,000</b>	<b>0.00</b>	<b>0</b>	<b>0.00</b>
<b>GRAND TOTAL</b>	<b>\$2,305,236</b>	<b>0.00</b>	<b>\$5,000,000</b>	<b>0.00</b>	<b>\$5,000,000</b>	<b>0.00</b>	<b>\$0</b>	<b>0.00</b>
<b>GENERAL REVENUE</b>	<b>\$890,025</b>	<b>0.00</b>	<b>\$917,552</b>	<b>0.00</b>	<b>\$917,552</b>	<b>0.00</b>		<b>0.00</b>
<b>FEDERAL FUNDS</b>	<b>\$1,415,211</b>	<b>0.00</b>	<b>\$4,082,448</b>	<b>0.00</b>	<b>\$4,082,448</b>	<b>0.00</b>		<b>0.00</b>
<b>OTHER FUNDS</b>	<b>\$0</b>	<b>0.00</b>	<b>\$0</b>	<b>0.00</b>	<b>\$0</b>	<b>0.00</b>		<b>0.00</b>

## PROGRAM DESCRIPTION

**Department: Social Services**

**HB Section(s): 11.025**

**Program Name: Office of Director**

**Program is found in the following core budget(s): Systems Management**

### 1a. What strategic priority does this program address?

Technology to detect fraud/abuse

### 1b. What does this program do?

Systems Management is a combination of funding from Case Management, originally established for the acquisition of a Provider Enrollment and Case Management system, and the ongoing expenditures for a Fraud and Abuse Detection System (FADS), which is an operational need. A redesign of the approach partners case management with FADS. The components remain the same but are re-partnered to allow for a better pool of vendors with mature products. Missouri Medicaid Audit and Compliance's (MMAC) Medicaid Provider Enrollment Unit is the centralized location for providers to enroll in the Medicaid program in order to provide services to Missouri Medicaid participants. The new enrollment system will interface with the Medicaid Management Information System (MMIS), responsible for processing Medicaid claims for enrolled providers. The FADS and case management allow for the most up-to-date technologies for purposes of program recipient and provider fraud and abuse detection.

For Title XIX Medicaid purposes, "systems mechanization" and "mechanized claims processing and information retrieval systems" is identified in section 1903(a)(3) of the Act and defined in regulation at 42 CFR 433.111. The objectives of MMAC systems and enhancements include the Title XIX program control and administrative costs; service to participants, providers and inquiries; operations of claims control and computer capabilities; and management reporting for planning and control.

The web-based provider enrollment application will allow for changes in the Health Care industry and allow the State to be in compliance and proactive with new requirements for electronic health records, mandatory exclusions databases, and ownership and disclosure information for Medicaid providers.

The fraud and abuse detection application allows for data mining, claims outliers, and has query/reporting capabilities. MMAC utilizes these applications to monitor enrolled providers and Medicaid participants. The fraud and abuse application must be able to record time spent, and costs associated with investigations, audits, and recoveries. In addition, the application must allow for real-time claims analysis to recognize improper payments, fraudulent practices or abusive billing practices.

**PROGRAM DESCRIPTION**

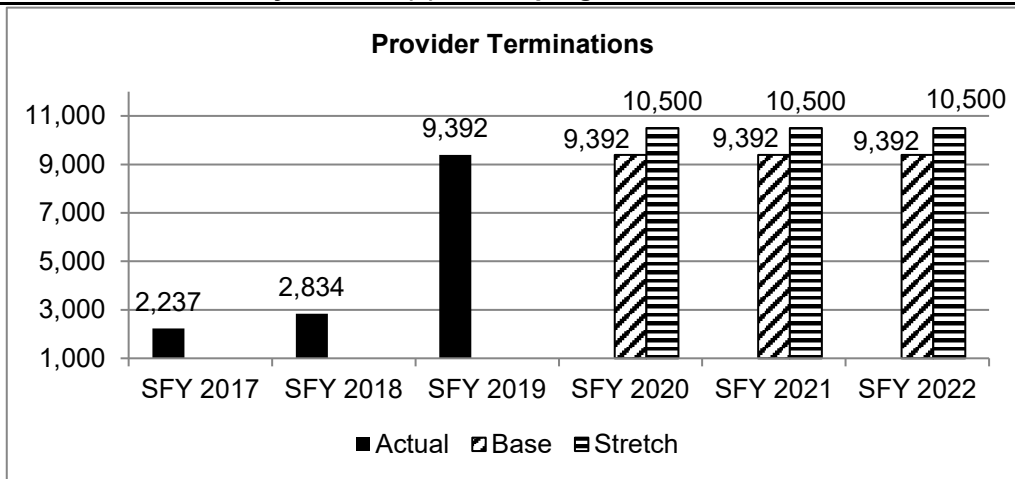
Department: Social Services

HB Section(s): 11.025

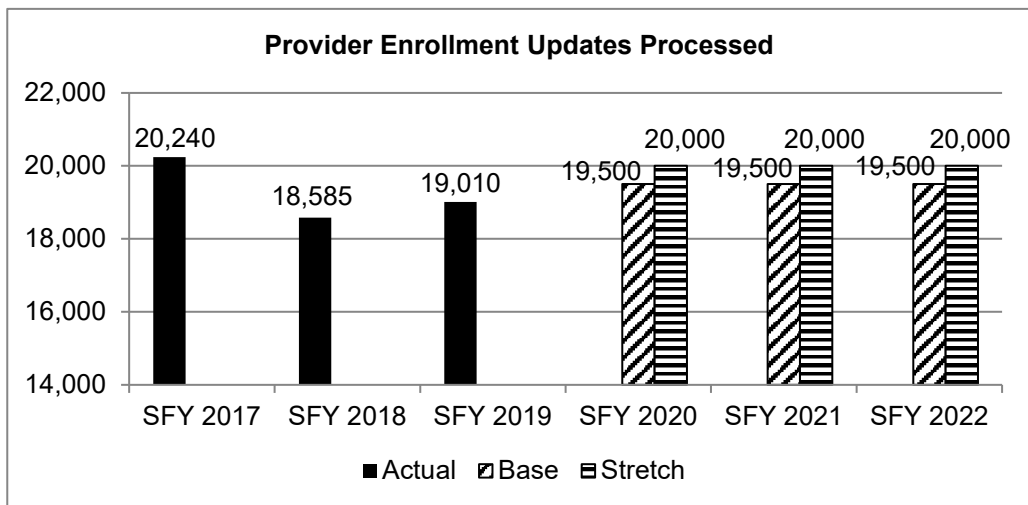
Program Name: Office of Director

Program is found in the following core budget(s): Systems Management

**2a. Provide an activity measure(s) for the program.**



**2b. Provide a measure(s) of the program's quality.**



**PROGRAM DESCRIPTION**

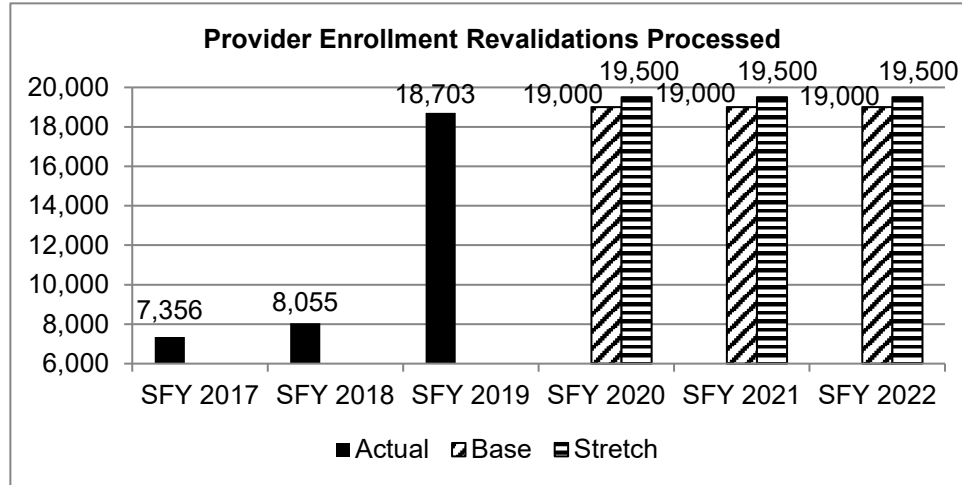
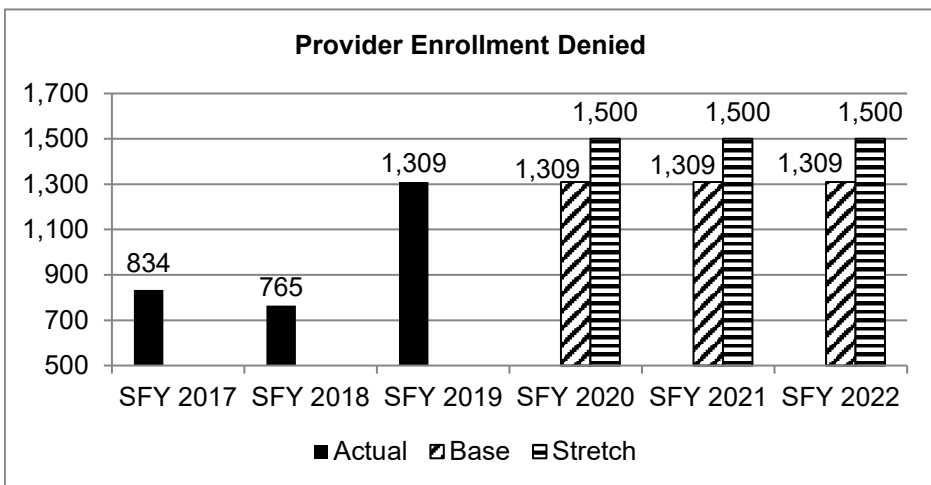
Department: Social Services

HB Section(s): 11.025

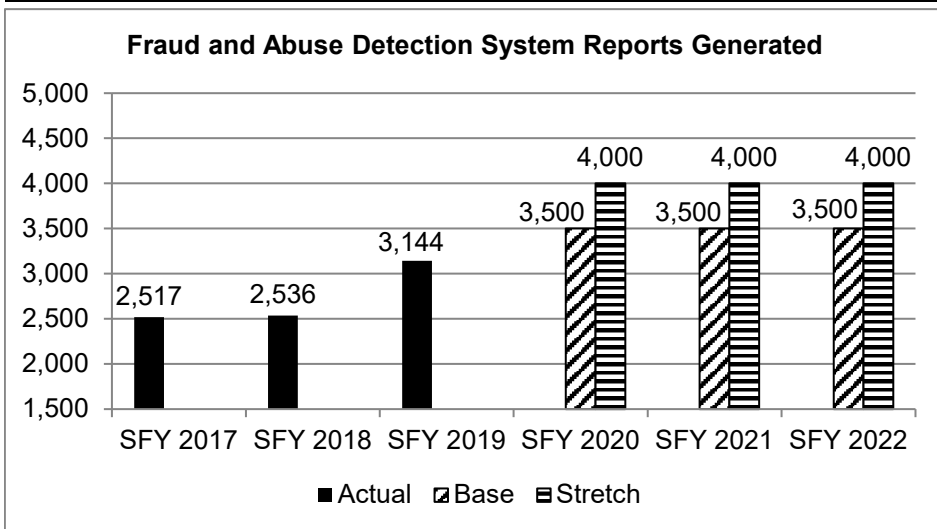
Program Name: Office of Director

Program is found in the following core budget(s): Systems Management

**2c. Provide a measure(s) of the program's impact.**



**2d. Provide a measure(s) of the program's efficiency.**



### PROGRAM DESCRIPTION

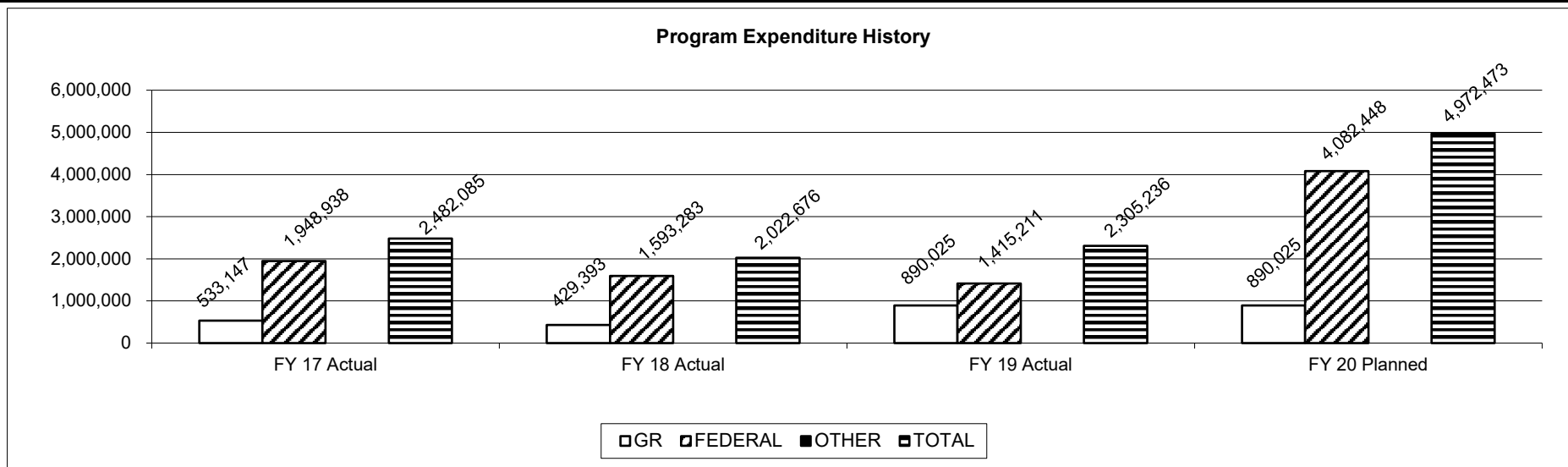
Department: Social Services

HB Section(s): 11.025

Program Name: Office of Director

Program is found in the following core budget(s): Systems Management

**3. Provide actual expenditures for the prior three fiscal years and planned expenditures for the current fiscal year. (Note: Amounts do not include fringe benefit costs.)**



Planned FY 2020 expenditures are net of reserves and reverted.

**4. What are the sources of the "Other " funds?**

N/A

**5. What is the authorization for this program, i.e., federal or state statute, etc.? (Include the federal program number, if applicable.)**

Social Security Act, Section 1903 (a) (3); 42 CFR 43.111.

**6. Are there federal matching requirements? If yes, please explain.**

Expenditures related to the operation of the Medicaid Management Information System (MMIS) earn a 75% federal match. Expenditures related to the implementation of the new Provider Enrollment - Case Management system earn a 90% federal match.

**7. Is this a federally mandated program? If yes, please explain.**

N/A



# **Core - Recovery Audit Contract**





**CORE DECISION ITEM**

Department: Social Services  
 Division: Office of Director  
 Core: Recovery Audit Contract (RAC)

Budget Unit: 90045C  
 HB Section: 11.030

**1. CORE FINANCIAL SUMMARY**

FY 2021 Budget Request					FY 2021 Governor's Recommendation				
	GR	Federal	Other	Total		GR	Federal	Other	Total
PS					PS				0
EE			1,200,000	1,200,000	EE				0
PSD					PSD				0
TRF					TRF				0
<b>Total</b>	<b>0</b>	<b>0</b>	<b>1,200,000</b>	<b>1,200,000</b>	<b>Total</b>	<b>0</b>	<b>0</b>	<b>0</b>	<b>0</b>
FTE	0.00	0.00	0.00	0.00	FTE				0.00

<b>Est. Fringe</b>	0	0	0	0
<i>Note: Fringes budgeted in House Bill 5 except for certain fringes budgeted directly to MoDOT, Highway Patrol, and Conservation.</i>				

<b>Est. Fringe</b>	0	0	0	0
<i>Note: Fringes budgeted in House Bill 5 except for certain fringes budgeted directly to MoDOT, Highway Patrol, and Conservation.</i>				

Other Funds: Recovery Audit and Compliance Fund (0974) - \$1,200,000

Other Funds:

**2. CORE DESCRIPTION**

Federal law requires states to contract with a Recovery Audit Contractor (RAC) to identify and recoup Medicaid provider overpayments. This appropriation funds contractor contingency payments for overpayment recoveries. DSS received a 2 year waiver (exemption) from the Centers for Medicare and Medicaid Services (CMS) for RAC services. In September 2016, DSS was granted the RAC wavier that was effective 1/1/2016 to 12/31/2017. This waiver covered calendar years 2016 and 2017. The waiver exempted Missouri from the requirement to have a RAC, as long as certain provisions are met. In the request, the provisions included MMAC continuing to provide audit and investigation services for the state, as well as utilizing another contractor to complete credit balance audits of long term care facilities and hospitals. On July 31, 2017 DSS requested a renewal/extension of the waiver (exemption). In August 2018, the waiver was approved through 12/31/2019. Currently, MMAC is in the process of putting together an RFP for bid of a new RAC contract.

**3. PROGRAM LISTING (list programs included in this core funding)**

Recovery Audit Contract

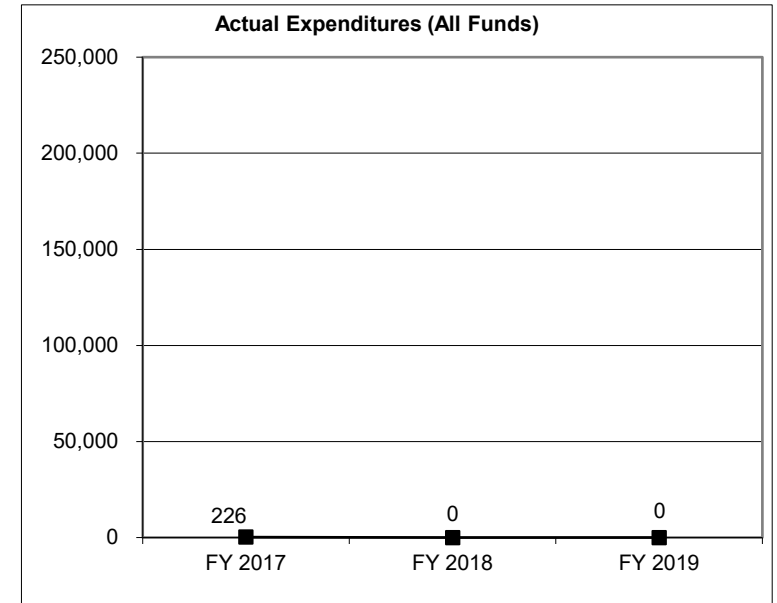
**CORE DECISION ITEM**

Department: Social Services  
 Division: Office of Director  
 Core: Recovery Audit Contract (RAC)

Budget Unit: 90045C  
 HB Section: 11.030

**4. FINANCIAL HISTORY**

	FY 2017 Actual	FY 2018 Actual	FY 2019 Actual	FY 2020 Current Yr.
Appropriation (All Funds)	1,200,000	1,200,000	1,200,000	1,200,000
Less Reverted (All Funds)	0	0	0	0
Less Restricted (All Funds)	0	0	0	0
Budget Authority (All Funds)	1,200,000	1,200,000	1,200,000	1,200,000
Actual Expenditures (All Funds)	226	0	0	N/A
Unexpended (All Funds)	1,199,774	1,200,000	1,200,000	N/A
Unexpended, by Fund:				
General Revenue	0	0	0	N/A
Federal	0	0	0	N/A
Other	1,199,774	1,200,000	1,200,000	N/A
	(1)	(2)	(3)	



Reverted includes the statutory three- percent reserve (when applicable).  
 Restricted includes any Governor's Expenditure Restriction (when applicable).

**NOTES:**

- (1) FY17 - expenditures based on recoveries received into the fund.
- (2) FY18 - expenditures based on recoveries received into the fund.
- (3) FY19 - expenditures based on recoveries received into the fund.

**CORE RECONCILIATION DETAIL**

**DEPARTMENT OF SOCIAL SERVICES  
RECOVERY AUDIT & COMPL CONTRT**

**5. CORE RECONCILIATION DETAIL**

	<b>Budget Class</b>	<b>FTE</b>	<b>GR</b>	<b>Federal</b>	<b>Other</b>	<b>Total</b>	<b>Explanation</b>
<b>TAFP AFTER VETOES</b>							
	EE	0.00	0	0	1,200,000	1,200,000	
	<b>Total</b>	<b>0.00</b>	<b>0</b>	<b>0</b>	<b>1,200,000</b>	<b>1,200,000</b>	
<b>DEPARTMENT CORE REQUEST</b>							
	EE	0.00	0	0	1,200,000	1,200,000	
	<b>Total</b>	<b>0.00</b>	<b>0</b>	<b>0</b>	<b>1,200,000</b>	<b>1,200,000</b>	
<b>GOVERNOR'S RECOMMENDED CORE</b>							
	EE	0.00	0	0	1,200,000	1,200,000	
	<b>Total</b>	<b>0.00</b>	<b>0</b>	<b>0</b>	<b>1,200,000</b>	<b>1,200,000</b>	

**DECISION ITEM SUMMARY**

<b>Budget Unit</b>								
<b>Decision Item</b>	<b>FY 2019</b>	<b>FY 2019</b>	<b>FY 2020</b>	<b>FY 2020</b>	<b>FY 2021</b>	<b>FY 2021</b>	<b>*****</b>	<b>*****</b>
<b>Budget Object Summary</b>	<b>ACTUAL</b>	<b>ACTUAL</b>	<b>BUDGET</b>	<b>BUDGET</b>	<b>DEPT REQ</b>	<b>DEPT REQ</b>	<b>SECURED</b>	<b>SECURED</b>
<b>Fund</b>	<b>DOLLAR</b>	<b>FTE</b>	<b>DOLLAR</b>	<b>FTE</b>	<b>DOLLAR</b>	<b>FTE</b>	<b>COLUMN</b>	<b>COLUMN</b>
<b>RECOVERY AUDIT &amp; COMPL CONTRT</b>								
<b>CORE</b>								
EXPENSE & EQUIPMENT								
RECOVERY AUDIT AND COMPLIANCE	0	0.00	1,200,000	0.00	1,200,000	0.00	0	0.00
TOTAL - EE	0	0.00	1,200,000	0.00	1,200,000	0.00	0	0.00
<b>TOTAL</b>	<b>0</b>	<b>0.00</b>	<b>1,200,000</b>	<b>0.00</b>	<b>1,200,000</b>	<b>0.00</b>	<b>0</b>	<b>0.00</b>
<b>GRAND TOTAL</b>	<b>\$0</b>	<b>0.00</b>	<b>\$1,200,000</b>	<b>0.00</b>	<b>\$1,200,000</b>	<b>0.00</b>	<b>\$0</b>	<b>0.00</b>

**DECISION ITEM DETAIL**

Budget Unit	FY 2019	FY 2019	FY 2020	FY 2020	FY 2021	FY 2021	*****	*****
Decision Item	ACTUAL	ACTUAL	BUDGET	BUDGET	DEPT REQ	DEPT REQ	SECURED	SECURED
Budget Object Class	DOLLAR	FTE	DOLLAR	FTE	DOLLAR	FTE	COLUMN	COLUMN
<b>RECOVERY AUDIT &amp; COMPL CONTRT</b>								
<b>CORE</b>								
PROFESSIONAL SERVICES	0	0.00	1,200,000	0.00	1,200,000	0.00	0	0.00
<b>TOTAL - EE</b>	<b>0</b>	<b>0.00</b>	<b>1,200,000</b>	<b>0.00</b>	<b>1,200,000</b>	<b>0.00</b>	<b>0</b>	<b>0.00</b>
<b>GRAND TOTAL</b>	<b>\$0</b>	<b>0.00</b>	<b>\$1,200,000</b>	<b>0.00</b>	<b>\$1,200,000</b>	<b>0.00</b>	<b>\$0</b>	<b>0.00</b>
GENERAL REVENUE	\$0	0.00	\$0	0.00	\$0	0.00		0.00
FEDERAL FUNDS	\$0	0.00	\$0	0.00	\$0	0.00		0.00
OTHER FUNDS	\$0	0.00	\$1,200,000	0.00	\$1,200,000	0.00		0.00

**PROGRAM DESCRIPTION**

**Department: Social Services**

**HB Section(s): 11.030**

**Program Name: Office of Director**

**Program is found in the following core budget(s): Recovery Audit Contract (RAC)**

**1a. What strategic priority does this program address?**

Identify/recoup Medicaid provider overpayments

**1b. What does this program do?**

The federal government requires states to contract with a Recovery Audit Contractor (RAC) to identify and recoup Medicaid provider overpayments. State Medicaid programs may contract with one or more RACs to identify underpayments and overpayments and to recoup overpayments. Payments to Medicaid RACs are contingency-based and linked to overpayments the contracts identify. Missouri's RAC contract ended November 30, 2015. The Department of Social Services worked with the Office of Administration to issue two Requests for Proposals (RFPs) to execute a new contract. No bidders responded to either RFP. Following the lead of other states in the same circumstance, DSS submitted a State Plan Amendment (SPA) to request a waiver of the requirement for Medicaid state agencies to have a RAC contract. CMS granted the exemption, and DSS currently has a wavier through 12/31/2019.

Missouri Medicaid Audit and Compliance (MMAC) works with a contractor to verify recoupment and/or payments. Once 100% of the payment has been received for the audits conducted, an invoice is submitted by the contractor for the contingency fee percentage related to the amount of recoveries.

Contingency Fee Percentages

Total Amount of Overpayment Recoveries	Contingency Percentage of Total Overpayments Recovered
\$0 to \$10,000,000	12.0%
\$10,000,000.01 to \$20,000,000	9.5%
\$20,000,000.01 to \$50,000,000	8.0%
\$50,000,000.01 to \$60,000,000	9.0%
> \$60,000,000.01	12.0%

No performance measures are included for this program as it is an accounting mechanism.

**PROGRAM DESCRIPTION**


Department: Social Services

HB Section(s): 11.030

Program Name: Office of Director

Program is found in the following core budget(s): Recovery Audit Contract (RAC)

**3. Provide actual expenditures for the prior three fiscal years and planned expenditures for the current fiscal year. (Note: Amounts do not include fringe benefit costs.)**



Planned FY 2020 expenditures are net of reserves.

**4. What are the sources of the "Other " funds?**

Recovery Audit and Compliance Fund (0974)

**5. What is the authorization for this program, i.e., federal or state statute, etc.? (Include the federal program number, if applicable.)**

Section 6411 of the Patient Protection and Affordable Care Act (PPACA; Public Law 111-148) and the Health Care and Education Reconciliation Act (HCERA; Public Law 111-152) and Section 1902 (a) (42) (B) (ii) (IV) (contractor) of the Social Security Act.

**6. Are there federal matching requirements? If yes, please explain.**

No.

**7. Is this a federally mandated program? If yes, please explain.**

Yes. States are required to contract to identify and recoup Medicaid provider overpayments.





**Core - Division of Finance  
and Administrative  
Services**



**CORE DECISION ITEM**

Department: Social Services  
 Division: Finance and Administrative Services  
 Core: Division of Finance and Administrative Services

Budget Unit: 88815C  
 HB Section: 11.035

**1. CORE FINANCIAL SUMMARY**

	FY 2021 Budget Request					FY 2021 Governor's Recommendation			
	GR	Federal	Other	Total		GR	Federal	Other	Total
PS	1,866,811	1,109,409	53,997	3,030,217	PS				0
EE	375,681	170,191	1,200,317	1,746,189	EE				0
PSD					PSD				0
TRF					TRF				0
<b>Total</b>	<b>2,242,492</b>	<b>1,279,600</b>	<b>1,254,314</b>	<b>4,776,406</b>	<b>Total</b>	<b>0</b>	<b>0</b>	<b>0</b>	<b>0</b>
FTE	43.41	21.39	1.15	65.95	FTE				0.00

<b>Est. Fringe</b>	1,187,973	646,211	32,929	1,867,114
<i>Note: Fringes budgeted in House Bill 5 except for certain fringes budgeted directly to MoDOT, Highway Patrol, and Conservation.</i>				

<b>Est. Fringe</b>	0	0	0	0
<i>Note: Fringes budgeted in House Bill 5 except for certain fringes budgeted directly to MoDOT, Highway Patrol, and Conservation.</i>				

Other Funds: Child Support Enforcement Collections Fund (0169) - \$49,715  
 DOSS Administrative Trust Fund (0545) - \$1,204,599

Other Funds:

**2. CORE DESCRIPTION**

The Division of Finance and Administrative Services (DFAS) provides centralized financial and administrative support to all Department of Social Services (DSS) divisions, which enable them to carry out the department's mission, by providing essential services which include: accounts payable, budget, procurement, compliance, payroll, grant reporting, cash management, research, and strategic performance and innovation functions.

**3. PROGRAM LISTING (list programs included in this core funding)**

Division of Finance and Administrative Services

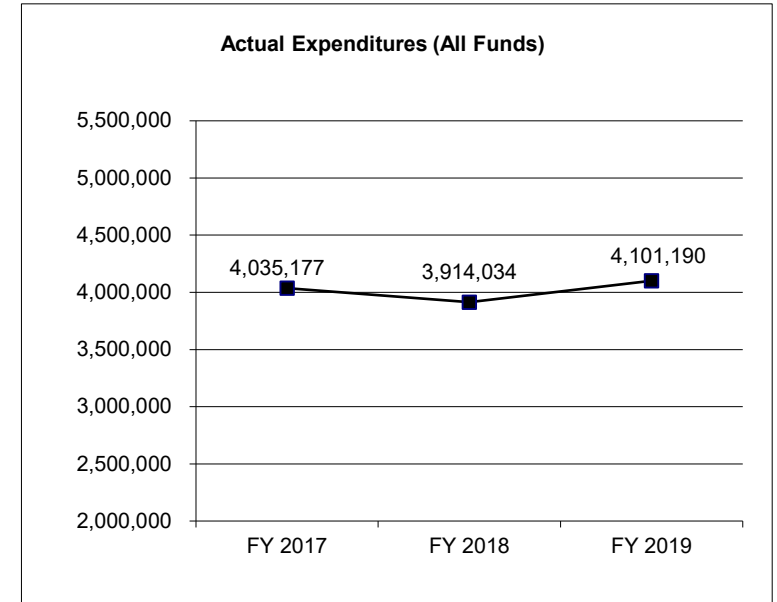
**CORE DECISION ITEM**

**Department: Social Services**  
**Division: Finance and Administrative Services**  
**Core: Division of Finance and Administrative Services**

**Budget Unit: 88815C**  
**HB Section: 11.035**

**4. FINANCIAL HISTORY**

	<b>FY 2017 Actual</b>	<b>FY 2018 Actual</b>	<b>FY 2019 Actual</b>	<b>FY 2020 Current Yr.</b>
Appropriation (All Funds)	4,627,099	4,625,823	4,647,549	4,776,115
Less Reverted (All Funds)	(64,001)	(63,963)	(14,358)	(67,268)
Less Restricted (All Funds)	0	0	0	0
Budget Authority (All Funds)	4,563,098	4,561,860	4,633,191	4,708,847
Actual Expenditures (All Funds)	4,035,177	3,914,034	4,101,190	N/A
Unexpended (All Funds)	527,921	647,826	532,001	N/A
Unexpended, by Fund:				
General Revenue	0	0	49,997	N/A
Federal	209,911	239,139	195,245	N/A
Other	318,010	408,687	286,759	N/A
	<b>(1)</b>	<b>(2)</b>	<b>(3)</b>	



Reverted includes the statutory three- percent reserve (when applicable).  
 Restricted includes any Governor's Expenditure Restriction (when applicable).

**NOTES:**

- (1)** FY17 - agency reserves of \$223,466 other funds due to excess authority. Agency reserves of \$41,803 federal funds due to a 6% GR reduction in FY16, without a corresponding federal reduction.
- (2)** FY18 - Core reduction of 6 FTE due to excess FTE authority. Transfer for cost allocation of \$1,276 GR to OA.
- (3)** FY19 - \$50,000 GR transferred to the Legal Expense Fund.

**CORE RECONCILIATION DETAIL**

**DEPARTMENT OF SOCIAL SERVICES  
FINANCE & ADMINISTRATIVE SRVS**

**5. CORE RECONCILIATION DETAIL**

				<b>Budget Class</b>	<b>FTE</b>	<b>GR</b>	<b>Federal</b>	<b>Other</b>	<b>Total</b>	<b>Explanation</b>
<b>TAFP AFTER VETOES</b>										
				PS	65.95	1,866,811	1,109,409	53,997	3,030,217	
				EE	0.00	375,468	170,113	1,200,317	1,745,898	
				<b>Total</b>	<b>65.95</b>	<b>2,242,279</b>	<b>1,279,522</b>	<b>1,254,314</b>	<b>4,776,115</b>	
<b>DEPARTMENT CORE ADJUSTMENTS</b>										
Core Reallocation	647	3058	EE	0.00	213	0	0	213	Reallocation of mileage reimbursement	
Core Reallocation	647	3118	EE	0.00	0	78	0	78	Reallocation of mileage reimbursement	
Core Reallocation	1109	3050	PS	0.00	0	0	0	0	Core reallocations will more closely align the budget with planned expenditures.	
Core Reallocation	1109	3117	PS	0.00	0	0	0	(0)	Core reallocations will more closely align the budget with planned expenditures.	
Core Reallocation	1109	3113	PS	0.00	0	0	0	0	Core reallocations will more closely align the budget with planned expenditures.	
<b>NET DEPARTMENT CHANGES</b>					<b>0.00</b>	<b>213</b>	<b>78</b>	<b>0</b>	<b>291</b>	
<b>DEPARTMENT CORE REQUEST</b>										
				PS	65.95	1,866,811	1,109,409	53,997	3,030,217	
				EE	0.00	375,681	170,191	1,200,317	1,746,189	
				<b>Total</b>	<b>65.95</b>	<b>2,242,492</b>	<b>1,279,600</b>	<b>1,254,314</b>	<b>4,776,406</b>	
<b>GOVERNOR'S RECOMMENDED CORE</b>										
				PS	65.95	1,866,811	1,109,409	53,997	3,030,217	

**CORE RECONCILIATION DETAIL**

---

**DEPARTMENT OF SOCIAL SERVICES  
FINANCE & ADMINISTRATIVE SRVS**

---

**5. CORE RECONCILIATION DETAIL**

---

	<b>Budget Class</b>	<b>FTE</b>	<b>GR</b>	<b>Federal</b>	<b>Other</b>	<b>Total</b>	<b>Explanation</b>
<b>GOVERNOR'S RECOMMENDED CORE</b>							
	EE	0.00	375,681	170,191	1,200,317	1,746,189	
	<b>Total</b>	<b>65.95</b>	<b>2,242,492</b>	<b>1,279,600</b>	<b>1,254,314</b>	<b>4,776,406</b>	

**CORE RECONCILIATION DETAIL**

**DEPARTMENT OF SOCIAL SERVICES  
MILEAGE REIMBURSEMENT**

**5. CORE RECONCILIATION DETAIL**

				<b>Budget Class</b>	<b>FTE</b>	<b>GR</b>	<b>Federal</b>	<b>Other</b>	<b>Total</b>	<b>Explanation</b>
<b>TAFP AFTER VETOES</b>										
				EE	0.00	111,431	284,477	4,334	400,242	
				<b>Total</b>	<b>0.00</b>	<b>111,431</b>	<b>284,477</b>	<b>4,334</b>	<b>400,242</b>	
<b>DEPARTMENT CORE ADJUSTMENTS</b>										
Core Reallocation	674	5952	EE	0.00	0	(284,477)	0	(284,477)	(284,477)	Reallocation of mileage reimbursement
Core Reallocation	674	5953	EE	0.00	0	0	(4,334)	(4,334)	(4,334)	Reallocation of mileage reimbursement
Core Reallocation	674	5951	EE	0.00	(111,431)	0	0	(111,431)	(111,431)	Reallocation of mileage reimbursement
<b>NET DEPARTMENT CHANGES</b>					<b>0.00</b>	<b>(111,431)</b>	<b>(284,477)</b>	<b>(4,334)</b>	<b>(400,242)</b>	
<b>DEPARTMENT CORE REQUEST</b>										
				EE	0.00	0	0	0	0	0
				<b>Total</b>	<b>0.00</b>	<b>0</b>	<b>0</b>	<b>0</b>	<b>0</b>	<b>0</b>
<b>GOVERNOR'S RECOMMENDED CORE</b>										
				EE	0.00	0	0	0	0	0
				<b>Total</b>	<b>0.00</b>	<b>0</b>	<b>0</b>	<b>0</b>	<b>0</b>	<b>0</b>

**DECISION ITEM SUMMARY**

Budget Unit									
Decision Item	FY 2019	FY 2019	FY 2020	FY 2020	FY 2021	FY 2021	*****	*****	
Budget Object Summary	ACTUAL	ACTUAL	BUDGET	BUDGET	DEPT REQ	DEPT REQ	SECURED	SECURED	
Fund	DOLLAR	FTE	DOLLAR	FTE	DOLLAR	FTE	COLUMN	COLUMN	
<b>FINANCE &amp; ADMINISTRATIVE SRVS</b>									
<b>CORE</b>									
PERSONAL SERVICES									
GENERAL REVENUE	1,716,720	34.47	1,866,811	43.41	1,866,811	43.41	0	0.00	
DEPT OF SOC SERV FEDERAL & OTH	955,756	19.09	1,109,409	21.39	1,109,409	21.39	0	0.00	
CHILD SUPPORT ENFORCEMENT FUND	2,506	0.03	49,715	1.05	49,715	1.05	0	0.00	
DOSS ADMINISTRATIVE TRUST	0	0.00	4,282	0.10	4,282	0.10	0	0.00	
TOTAL - PS	2,674,982	53.59	3,030,217	65.95	3,030,217	65.95	0	0.00	
EXPENSE & EQUIPMENT									
GENERAL REVENUE	364,205	0.00	375,468	0.00	375,681	0.00	0	0.00	
DEPT OF SOC SERV FEDERAL & OTH	97,486	0.00	170,113	0.00	170,191	0.00	0	0.00	
DOSS ADMINISTRATIVE TRUST	964,517	0.00	1,200,317	0.00	1,200,317	0.00	0	0.00	
TOTAL - EE	1,426,208	0.00	1,745,898	0.00	1,746,189	0.00	0	0.00	
<b>TOTAL</b>	<b>4,101,190</b>	<b>53.59</b>	<b>4,776,115</b>	<b>65.95</b>	<b>4,776,406</b>	<b>65.95</b>	<b>0</b>	<b>0.00</b>	
<b>Pay Plan FY20-Cost to Continue - 0000013</b>									
PERSONAL SERVICES									
GENERAL REVENUE	0	0.00	0	0.00	30,884	0.00	0	0.00	
DEPT OF SOC SERV FEDERAL & OTH	0	0.00	0	0.00	12,933	0.00	0	0.00	
DOSS ADMINISTRATIVE TRUST	0	0.00	0	0.00	63	0.00	0	0.00	
TOTAL - PS	0	0.00	0	0.00	43,880	0.00	0	0.00	
<b>TOTAL</b>	<b>0</b>	<b>0.00</b>	<b>0</b>	<b>0.00</b>	<b>43,880</b>	<b>0.00</b>	<b>0</b>	<b>0.00</b>	
<b>CBIZ-Cost to Continue - 0000014</b>									
PERSONAL SERVICES									
GENERAL REVENUE	0	0.00	0	0.00	50,678	0.00	0	0.00	
DEPT OF SOC SERV FEDERAL & OTH	0	0.00	0	0.00	10,020	0.00	0	0.00	
TOTAL - PS	0	0.00	0	0.00	60,698	0.00	0	0.00	
<b>TOTAL</b>	<b>0</b>	<b>0.00</b>	<b>0</b>	<b>0.00</b>	<b>60,698</b>	<b>0.00</b>	<b>0</b>	<b>0.00</b>	
<b>Mileage Reimbursement - 0000015</b>									
EXPENSE & EQUIPMENT									
GENERAL REVENUE	0	0.00	0	0.00	111	0.00	0	0.00	

9/13/19 7:24

im\_disummary



**DECISION ITEM SUMMARY**

<b>Budget Unit</b>								
<b>Decision Item</b>	<b>FY 2019</b>	<b>FY 2019</b>	<b>FY 2020</b>	<b>FY 2020</b>	<b>FY 2021</b>	<b>FY 2021</b>	<b>*****</b>	<b>*****</b>
<b>Budget Object Summary</b>	<b>ACTUAL</b>	<b>ACTUAL</b>	<b>BUDGET</b>	<b>BUDGET</b>	<b>DEPT REQ</b>	<b>DEPT REQ</b>	<b>SECURED</b>	<b>SECURED</b>
<b>Fund</b>	<b>DOLLAR</b>	<b>FTE</b>	<b>DOLLAR</b>	<b>FTE</b>	<b>DOLLAR</b>	<b>FTE</b>	<b>COLUMN</b>	<b>COLUMN</b>
<b>FINANCE &amp; ADMINISTRATIVE SRVS</b>								
<b>Mileage Reimbursement - 0000015</b>								
EXPENSE & EQUIPMENT								
DEPT OF SOC SERV FEDERAL & OTH	0	0.00	0	0.00	92	0.00	0	0.00
TOTAL - EE	0	0.00	0	0.00	203	0.00	0	0.00
<b>TOTAL</b>	<b>0</b>	<b>0.00</b>	<b>0</b>	<b>0.00</b>	<b>203</b>	<b>0.00</b>	<b>0</b>	<b>0.00</b>
<b>GRAND TOTAL</b>	<b>\$4,101,190</b>	<b>53.59</b>	<b>\$4,776,115</b>	<b>65.95</b>	<b>\$4,881,187</b>	<b>65.95</b>	<b>\$0</b>	<b>0.00</b>

**DECISION ITEM SUMMARY**

<b>Budget Unit</b>								
<b>Decision Item</b>	<b>FY 2019</b>	<b>FY 2019</b>	<b>FY 2020</b>	<b>FY 2020</b>	<b>FY 2021</b>	<b>FY 2021</b>	<b>*****</b>	<b>*****</b>
<b>Budget Object Summary</b>	<b>ACTUAL</b>	<b>ACTUAL</b>	<b>BUDGET</b>	<b>BUDGET</b>	<b>DEPT REQ</b>	<b>DEPT REQ</b>	<b>SECURED</b>	<b>SECURED</b>
<b>Fund</b>	<b>DOLLAR</b>	<b>FTE</b>	<b>DOLLAR</b>	<b>FTE</b>	<b>DOLLAR</b>	<b>FTE</b>	<b>COLUMN</b>	<b>COLUMN</b>
<b>MILEAGE REIMBURSEMENT</b>								
<b>CORE</b>								
EXPENSE & EQUIPMENT								
GENERAL REVENUE	0	0.00	111,431	0.00	0	0.00	0	0.00
DEPT OF SOC SERV FEDERAL & OTH	0	0.00	284,477	0.00	0	0.00	0	0.00
EARLY CHILDHOOD DEV EDU/CARE	0	0.00	4,334	0.00	0	0.00	0	0.00
TOTAL - EE	0	0.00	400,242	0.00	0	0.00	0	0.00
<b>TOTAL</b>	<b>0</b>	<b>0.00</b>	<b>400,242</b>	<b>0.00</b>	<b>0</b>	<b>0.00</b>	<b>0</b>	<b>0.00</b>
<b>GRAND TOTAL</b>	<b>\$0</b>	<b>0.00</b>	<b>\$400,242</b>	<b>0.00</b>	<b>\$0</b>	<b>0.00</b>	<b>\$0</b>	<b>0.00</b>

**DECISION ITEM DETAIL**

Budget Unit	FY 2019	FY 2019	FY 2020	FY 2020	FY 2021	FY 2021	*****	*****
Decision Item	ACTUAL	ACTUAL	BUDGET	BUDGET	DEPT REQ	DEPT REQ	SECURED	SECURED
Budget Object Class	DOLLAR	FTE	DOLLAR	FTE	DOLLAR	FTE	COLUMN	COLUMN
<b>FINANCE &amp; ADMINISTRATIVE SRVS</b>								
<b>CORE</b>								
ADMIN OFFICE SUPPORT ASSISTANT	28,573	1.00	88,757	3.04	29,809	1.00	0	0.00
SR OFFICE SUPPORT ASSISTANT	124,402	4.69	150,438	5.07	278,780	13.95	0	0.00
PRINTING/MAIL TECHNICIAN IV	31,929	1.00	33,704	1.00	0	(0.00)	0	0.00
STOREKEEPER I	54,866	2.08	80,706	3.00	80,706	3.00	0	0.00
BUYER III	0	0.00	3,878	1.00	0	0.00	0	0.00
PROCUREMENT OFCR I	58,422	1.50	63,953	2.00	63,953	2.00	0	0.00
PROCUREMENT OFCR II	47,546	1.00	48,371	1.00	48,371	1.00	0	0.00
OFFICE SERVICES COOR	1,605	0.04	48,970	1.00	0	0.00	0	0.00
ACCOUNTANT I	0	0.00	909	0.00	0	0.00	0	0.00
ACCOUNTANT II	51,080	1.12	47,292	1.00	0	0.00	0	0.00
ACCOUNTANT III	594	0.01	1,346	0.00	0	0.00	0	0.00
ACCOUNTING SPECIALIST I	18,622	0.50	2,822	0.00	0	0.00	0	0.00
ACCOUNTING SPECIALIST II	15,319	0.36	45,717	1.00	42,513	1.00	0	0.00
BUDGET ANAL III	45,618	0.98	47,457	1.00	47,457	1.00	0	0.00
ACCOUNTING CLERK	366	0.01	0	0.00	0	0.00	0	0.00
ACCOUNTING GENERALIST I	62,221	1.95	65,230	2.00	65,230	2.00	0	0.00
ACCOUNTING GENERALIST II	38,133	1.03	36,886	1.00	73,770	2.00	0	0.00
ACCOUNTING SUPERVISOR	94,482	2.10	93,986	2.00	91,810	2.00	0	0.00
RESEARCH ANAL III	216,037	4.76	235,383	5.00	231,197	5.00	0	0.00
RESEARCH ANAL IV	53,457	1.00	55,777	1.00	54,644	1.00	0	0.00
EXECUTIVE I	101,396	3.19	124,612	3.00	122,973	4.00	0	0.00
EXECUTIVE II	638	0.02	2,346	0.00	0	0.00	0	0.00
MANAGEMENT ANALYSIS SPEC II	47,312	1.00	120,028	4.00	96,814	2.00	0	0.00
TELECOMMUN ANAL IV	55,689	1.00	56,911	1.00	56,911	1.00	0	0.00
PROGRAM ELIG SUPERVISOR FAS	0	0.00	10,122	0.00	0	0.00	0	0.00
PROGRAM DEVELOPMENT SPEC	2,105	0.06	0	0.00	0	0.00	0	0.00
MEDICAID CLERK	771	0.03	0	0.00	0	0.00	0	0.00
MOTOR VEHICLE DRIVER	39,118	1.52	27,445	1.00	27,446	1.00	0	0.00
FACILITIES OPERATIONS MGR B1	57,821	0.96	0	0.00	0	0.00	0	0.00
FACILITIES OPERATIONS MGR B2	2,500	0.05	61,611	1.00	61,611	1.00	0	0.00
FISCAL & ADMINISTRATIVE MGR B1	670,792	10.15	764,510	14.74	798,214	12.00	0	0.00
FISCAL & ADMINISTRATIVE MGR B2	19,862	0.29	0	0.00	0	0.00	0	0.00

**DECISION ITEM DETAIL**

Budget Unit	FY 2019	FY 2019	FY 2020	FY 2020	FY 2021	FY 2021	*****	*****
Decision Item	ACTUAL	ACTUAL	BUDGET	BUDGET	DEPT REQ	DEPT REQ	SECURED	SECURED
Budget Object Class	DOLLAR	FTE	DOLLAR	FTE	DOLLAR	FTE	COLUMN	COLUMN
<b>FINANCE &amp; ADMINISTRATIVE SRVS</b>								
<b>CORE</b>								
RESEARCH MANAGER B1	123,405	1.91	131,442	2.00	131,442	2.00	0	0.00
RESEARCH MANAGER B2	5,338	0.08	0	0.00	0	0.00	0	0.00
DEPUTY STATE DEPT DIRECTOR	111,642	1.00	112,219	1.00	116,725	1.00	0	0.00
DESIGNATED PRINCIPAL ASST DEPT	478	0.00	0	0.00	0	0.00	0	0.00
DEPUTY DIVISION DIRECTOR	0	0.00	484	0.00	0	0.00	0	0.00
DESIGNATED PRINCIPAL ASST DIV	85,482	1.00	87,666	1.00	87,232	1.00	0	0.00
LEGAL COUNSEL	75,344	1.00	61,776	1.00	76,886	1.00	0	0.00
STUDENT INTERN	23	0.00	0	0.00	0	0.00	0	0.00
MISCELLANEOUS PROFESSIONAL	3,874	0.05	0	0.00	0	0.00	0	0.00
SPECIAL ASST OFFICIAL & ADMSTR	97,445	1.00	98,891	1.00	99,440	1.00	0	0.00
SPECIAL ASST PROFESSIONAL	140,335	2.02	131,856	2.05	157,223	2.00	0	0.00
SPECIAL ASST OFFICE & CLERICAL	90,340	2.13	86,716	2.05	89,060	2.00	0	0.00
<b>TOTAL - PS</b>	<b>2,674,982</b>	<b>53.59</b>	<b>3,030,217</b>	<b>65.95</b>	<b>3,030,217</b>	<b>65.95</b>	<b>0</b>	<b>0.00</b>
TRAVEL, IN-STATE	39,787	0.00	47,249	0.00	47,540	0.00	0	0.00
TRAVEL, OUT-OF-STATE	5,209	0.00	10,369	0.00	5,209	0.00	0	0.00
SUPPLIES	131,632	0.00	297,557	0.00	297,651	0.00	0	0.00
PROFESSIONAL DEVELOPMENT	13,944	0.00	12,125	0.00	12,125	0.00	0	0.00
COMMUNICATION SERV & SUPP	26,311	0.00	24,459	0.00	26,459	0.00	0	0.00
PROFESSIONAL SERVICES	227,643	0.00	116,301	0.00	116,301	0.00	0	0.00
HOUSEKEEPING & JANITORIAL SERV	2,677	0.00	3,509	0.00	2,677	0.00	0	0.00
M&R SERVICES	8,893	0.00	6,036	0.00	6,036	0.00	0	0.00
COMPUTER EQUIPMENT	0	0.00	4,094	0.00	0	0.00	0	0.00
OFFICE EQUIPMENT	1,028	0.00	23,327	0.00	27,860	0.00	0	0.00
OTHER EQUIPMENT	3,984	0.00	525	0.00	3,984	0.00	0	0.00
BUILDING LEASE PAYMENTS	44	0.00	0	0.00	0	0.00	0	0.00
MISCELLANEOUS EXPENSES	539	0.00	347	0.00	347	0.00	0	0.00

**DECISION ITEM DETAIL**

Budget Unit	FY 2019	FY 2019	FY 2020	FY 2020	FY 2021	FY 2021	*****	*****
Decision Item	ACTUAL	ACTUAL	BUDGET	BUDGET	DEPT REQ	DEPT REQ	SECURED	SECURED
Budget Object Class	DOLLAR	FTE	DOLLAR	FTE	DOLLAR	FTE	COLUMN	COLUMN
<b>FINANCE &amp; ADMINISTRATIVE SRVS</b>								
<b>CORE</b>								
REBILLABLE EXPENSES	964,517	0.00	1,200,000	0.00	1,200,000	0.00	0	0.00
<b>TOTAL - EE</b>	<b>1,426,208</b>	<b>0.00</b>	<b>1,745,898</b>	<b>0.00</b>	<b>1,746,189</b>	<b>0.00</b>	<b>0</b>	<b>0.00</b>
<b>GRAND TOTAL</b>	<b>\$4,101,190</b>	<b>53.59</b>	<b>\$4,776,115</b>	<b>65.95</b>	<b>\$4,776,406</b>	<b>65.95</b>	<b>\$0</b>	<b>0.00</b>
GENERAL REVENUE	\$2,080,925	34.47	\$2,242,279	43.41	\$2,242,492	43.41		0.00
FEDERAL FUNDS	\$1,053,242	19.09	\$1,279,522	21.39	\$1,279,600	21.39		0.00
OTHER FUNDS	\$967,023	0.03	\$1,254,314	1.15	\$1,254,314	1.15		0.00

**DECISION ITEM DETAIL**

Budget Unit	FY 2019	FY 2019	FY 2020	FY 2020	FY 2021	FY 2021	*****	*****
Decision Item	ACTUAL	ACTUAL	BUDGET	BUDGET	DEPT REQ	DEPT REQ	SECURED	SECURED
Budget Object Class	DOLLAR	FTE	DOLLAR	FTE	DOLLAR	FTE	COLUMN	COLUMN
<b>MILEAGE REIMBURSEMENT</b>								
<b>CORE</b>								
TRAVEL, IN-STATE	0	0.00	400,242	0.00	0	0.00	0	0.00
<b>TOTAL - EE</b>	<b>0</b>	<b>0.00</b>	<b>400,242</b>	<b>0.00</b>	<b>0</b>	<b>0.00</b>	<b>0</b>	<b>0.00</b>
<b>GRAND TOTAL</b>	<b>\$0</b>	<b>0.00</b>	<b>\$400,242</b>	<b>0.00</b>	<b>\$0</b>	<b>0.00</b>	<b>\$0</b>	<b>0.00</b>
GENERAL REVENUE	\$0	0.00	\$111,431	0.00	\$0	0.00		0.00
FEDERAL FUNDS	\$0	0.00	\$284,477	0.00	\$0	0.00		0.00
OTHER FUNDS	\$0	0.00	\$4,334	0.00	\$0	0.00		0.00

## PROGRAM DESCRIPTION

**Department: Social Services**

**HB Section(s): 11.035**

**Program Name: Division of Finance and Administrative Services**

**Program is found in the following core budget(s): Division of Finance and Administrative Services**

### 1a. What strategic priority does this program address?

Provide financial and administrative support

### 1b. What does this program do?

The Division of Finance and Administrative Services (DFAS) provides centralized financial and administrative support to all Department of Social Services (DSS) divisions, which enable them to carry out the department's mission, by providing essential services which include: accounts payable, budget, procurement, compliance, payroll, grant reporting, cash management, research, and strategic performance and innovation functions.

These functions are described in greater detail below.

#### Accounts Payable:

DFAS Accounts Payable staff perform centralized data entry, compliance and approval of all DSS payments in the State's accounting system (SAMII) in accordance with CSR 10-3 and accounting internal controls. Staff are responsible for ensuring payments are coded appropriately for financial reporting including federal grant reporting. In addition, staff correspond with vendors to address payment inquiries and reconcile balances. Accounts Payable is responsible for managing DSS' Purchasing Card program and recording DSS capital assets in accordance with statewide and governmental accounting policies. Staff also coordinate annual responses for Office of Administration Comprehensive Annual Financial Report (CAFR) survey, Legislative Oversight Division Bond Indebtedness report and Department of Revenue Non-Appropriated Funds Report.

#### Administrative Services (includes Office Services, Warehouse, Emergency Management, and Telecommunications):

DFAS Administrative Services Warehouse acquires, stores, and distributes bulk supplies, forms, and envelopes, and manages surplus property retrieval and disposition. Telecommunication services is the liaison between DSS and the Office of Administration, ITSD, Communications Support Group for network telecommunications activities and provides technical support in development, acquisition, and resolving issues with DSS telecommunication equipment and services. Office Service Coordinator's (OSC's) act as a liaison between DSS program divisions and the Office of Administration, Division of Facilities Management/Design and Construction (OA FMDC) pertaining to office configurations, moves, and general building needs. In addition, DFAS Emergency Management leads emergency preparedness planning, and supports initiatives to assist statewide mass care (shelter, food and water) efforts during emergencies.

#### Budget:

The Budget Unit within DFAS is responsible for directing and preparing the department-wide budget, and compiling and evaluating budget proposals from DSS divisions. DFAS Budget also serves as the department's budget liaison with Office of Administration, House, and Senate budget staff, and also supports other division staff during budget hearings. This unit is responsible for department expenditure control, ensuring there is sufficient cash to support available authority, monitoring spending rates, and ensuring that department expenditures are made within the scope of house bill language. DFAS Budget also coordinates all fiscal note preparation for the department and serves as a central contact point for the legislature and Governor's Office for all fiscal note inquiries and questions. DFAS Budget is also responsible for expenditure projections and analyzing caseload and expenditure fluctuations. The unit is also responsible for opening payment accounting lines as needed, and analyzing appropriations and cash balances to determine and add necessary agency reserves.

## PROGRAM DESCRIPTION

**Department: Social Services**

**HB Section(s): 11.035**

**Program Name: Division of Finance and Administrative Services**

**Program is found in the following core budget(s): Division of Finance and Administrative Services**

### Child Care Payment Unit (CCPU):

The Child Care Payment Unit (CCPU) consists of two units; Jefferson City and St. Louis. The CCPU is responsible for ensuring child care subsidy payments are made timely and accurately to authorized child care providers caring for state subsidy children. The CCPU generates payments, reviews records, and processes requests for supplemental payments or recoupments of overpayments. In addition, the CCPU assists with state and federal audits as directed, and assists with Child Care Compliance reviews and Welfare Investigation reviews as needed.

### Child Welfare Eligibility Unit:

DFAS is responsible for managing Title IV-E eligibility determinations and Title IV-E redeterminations for all youth in state custody. The Title IV-E Eligibility staff work directly with the Juvenile court system and the Children's Division to obtain the necessary documentation in determining initial and continuous Title IV-E eligibility status for youth. The Child Welfare Eligibility Unit also works directly with the Social Security Administration and Children's Division administering Social Security benefits on behalf of youth the Children's Division is selected as the representative payee. The Child Welfare Eligibility Unit ensures all eligible youth receive financial support while in state custody. The Child Welfare Eligibility Unit provides technical expertise and training to Children's Division staff to ensure compliance with all Title IV-E regulations and rules. This Unit also monitors program participation to identify any opportunities to improve operational efficiencies and increase program participation.

### Procurement Unit:

Procurement is responsible for securing DSS contracts for a wide array of products and services for children and families, and also manages a variety of Memorandums of Understanding (MOU) with various governmental and community agencies. Staff provides assistance and oversight in the development, planning, execution and coordination of RFPs and contracts. In addition, staff provide technical expertise and training for department staff concerning procurement statutes, regulations and rules, contracting procedures and protocols, and ensures that contracting operations are in compliance with state and federal regulations. DFAS procurement officers serve as liaisons with the state Office of Administration, Division of Purchasing. DFAS is responsible for the implementation of practices and initiatives to increase participation of Minority Business Enterprise (MBE) and Women Business Enterprise (WBE) vendors in department contracts. Procurement currently maintains over 37,000 contracts and agreements, and processes nearly 30,000 procurement documents annually.

### The Family and Children Electronic System (FACES) Payment Unit:

The FACES Payment Unit is responsible for the oversight and/or approval of Children's Services Division (CD) provider payments, which includes Adoption and Foster Care maintenance (room & board, clothing, and incidentals), residential treatment services, and children's treatment services, and miscellaneous services (legal fees, respite care, interpretative services, etc.) provided on behalf of children and families. The unit provides technical assistance to agency staff regarding FACES payment questions, and serves as Statewide Payment Specialists for all CD FACES Financial System (FFS) payments. In addition, staff review and approve purchase requests for children receiving social security income (i.e. KIDS account). Staff also monitor available funds, advise field staff on appropriate purchases, and ensure purchases are in compliance with Social Security Administration rules and guidelines. Staff research payments issued in the FFS to identify overpayments and initiate necessary stop payment and recoupment efforts.



## PROGRAM DESCRIPTION

**Department: Social Services**

**HB Section(s): 11.035**

**Program Name: Division of Finance and Administrative Services**

**Program is found in the following core budget(s): Division of Finance and Administrative Services**

### Grants Unit:

DFAS manages approximately 50 grants with a value of over \$7 billion in federal funds. The agency serves as the single state contact for federal grants that include Temporary Assistance for Needy Families (TANF), Social Services Block Grant (SSBG), Medicaid Title XIX and Title XXI (CHIP), Title IV-D (Child Support), and Title IV-E (Child Welfare). As the single state contact, DFAS compiles required monthly, quarterly, and annual financial reports associated with each grant, and submits these to the federal government on behalf of DSS and partner agencies. DFAS manages certain tables within the SAMII accounting system and works closely with federal partners to ensure compliance with reported grant earnings.

### Cash and Financial Management Unit:

This unit is responsible for the development and maintenance of the department's cost allocation plan which is necessary for allocating DSS expenses to appropriate funding streams, and claiming allowable expenses to federal grants. This unit is also responsible for department wide cash management including daily federal draws and deposits to support DSS operations, in addition to supporting certain programs administered by other departments. Staff complete daily, quarterly, and annual reconciliations, balance federal cash draws with federal earnings, and monitor various funds. Cash Management staff also manage certain tables within the SAMII accounting system and work closely with federal partners and auditors to ensure compliance with state and federal regulations. Financial Management staff process participant and provider receivables, and adjustments to MO HealthNet claims. Staff manage the financial procedures and reporting of MO HealthNet claims, provider remittance advices, the MORx pharmacy program, and pharmacy rebates.

### Payroll Unit:

DSS employs approximately 6,700 full time employees during a fiscal year. DFAS Payroll ensures these employees' salaries are accurate and coded to the correct appropriation and reporting category. Staff work with individual employees explaining various scenarios that impact employee's pay; processes overtime payments; reviews and corrects annual and sick leave entries; ensures other leave such as worker's compensation and administrative leave is used and recorded in accordance with DSS policy. In addition, staff work with benefit agencies such as MCHCP, MOSERS, ASI Flex, Allstate and AFLAC to ensure employee benefits are initiated and terminated correctly; corresponds with agencies such as the Social Security Administration, Family Support Division, Deferred Compensation, banking institutions, attorneys, etc. to verify wages, employment timeframes, and leave taken due to illness and accidents.

### Regional Offices:

DFAS Regional Office consist of four (4) regions; Kansas City Region, North Region, St. Louis Region, and South Region. These offices provide assistance and support to all DSS offices and facilities throughout the state. Responsibilities include; Fleet Management, which include reconciliation of vehicle logs and Wright Express Invoices (WEX), processing of Purchasing Requests (DBF1s), coordination of contract bids under \$25,000, conduct annual physical inventory of Division of Youth Services (DYS) facilities, and completion of Compliance Services Unit reviews of DYS facilities that do not receive USDA funding on a 3-year rolling basis. In addition, the North Regional Office (NRO) is responsible for the coordination, approval, and tracking of mobile device purchases for the entire department. NRO also coordinates the acquisition of fleet vehicles and maintains vehicle records for roughly 650 vehicles in the DSS fleet. NRO fleet services also serves as a liaison to OA Fleet Management. The St. Louis Regional office is responsible for the management of the St. Louis City and County Mail Operations Unit.

## PROGRAM DESCRIPTION

**Department:** Social Services

**HB Section(s):** 11.035

**Program Name:** Division of Finance and Administrative Services

**Program is found in the following core budget(s):** Division of Finance and Administrative Services

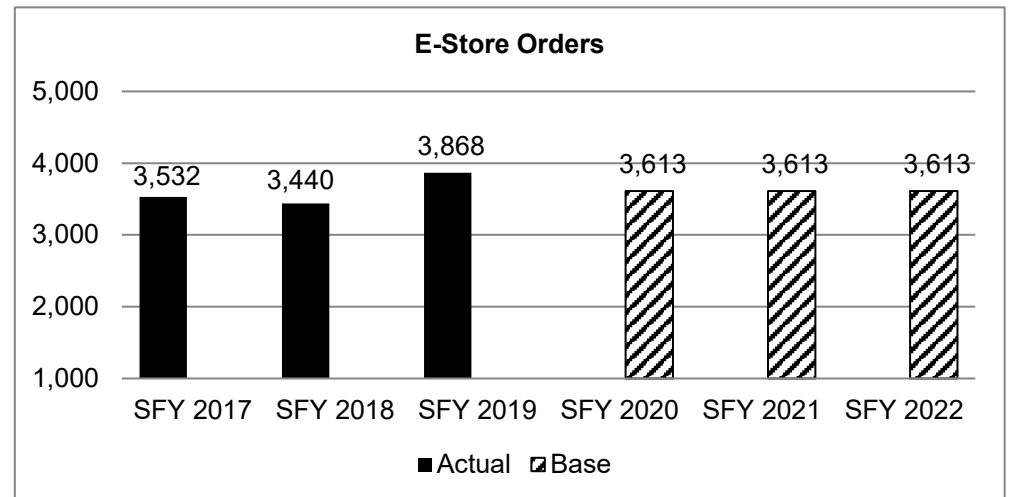
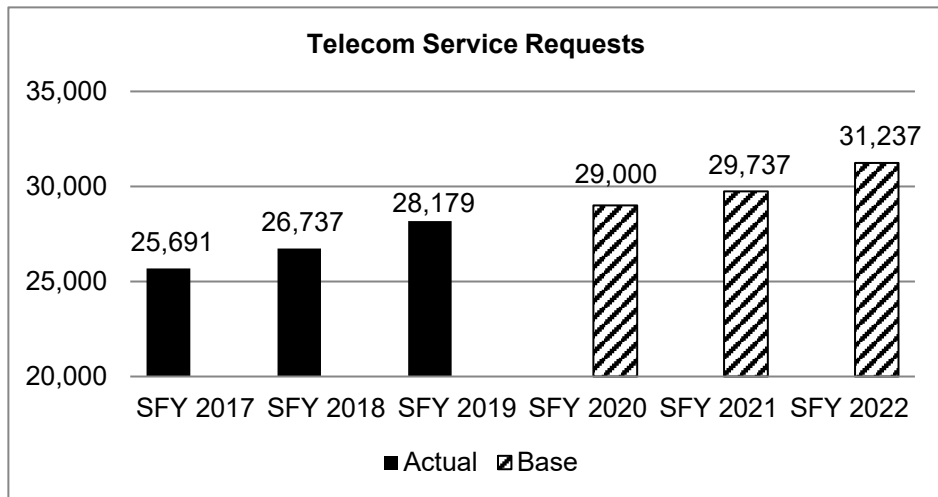
Strategic Performance and Innovation Unit:

The Strategic Performance and Innovations Unit (SPI) coordinates, develops, and strives for enhancement of the Department’s performance and innovation strategies. SPI is responsible for functions and responsibilities related to Research and Data Analysis (RDA), Continuous Improvement, Dashboards, and Placemats. RDA specifically produces a wide range of standard reports and ad hoc reports, for the Department’s programs, some of which are available to the public on the Department’s internet website. Statistical reports, coupled with data analysis, are used to make evidence-based and data-driven decisions related to innovations and process improvements, and to guide the Administration and Divisions, as it relates to regulations, rules and policies. SPI assists in supplying information about the Department’s programs to constituents, the General Assembly, the Executive Branch, Federal, State, and Local government agencies, and the media.

Revenue Maximization:

Staff in revenue maximization positions work to ensure departmental program expenditures are accurately categorized to maximize federal reimbursement and to ensure accurate federal reporting. Staff in revenue maximization also work to decrease department expenses, or locate savings, through working with outside contractors maximize the efficiency of department operations.

**2a. Provide an activity measure(s) for the program.**



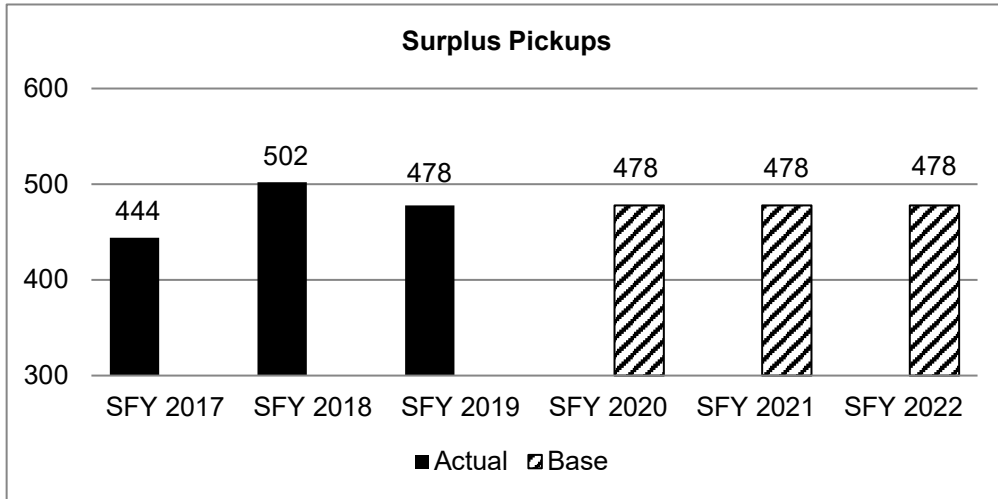
**PROGRAM DESCRIPTION**

**Department: Social Services**

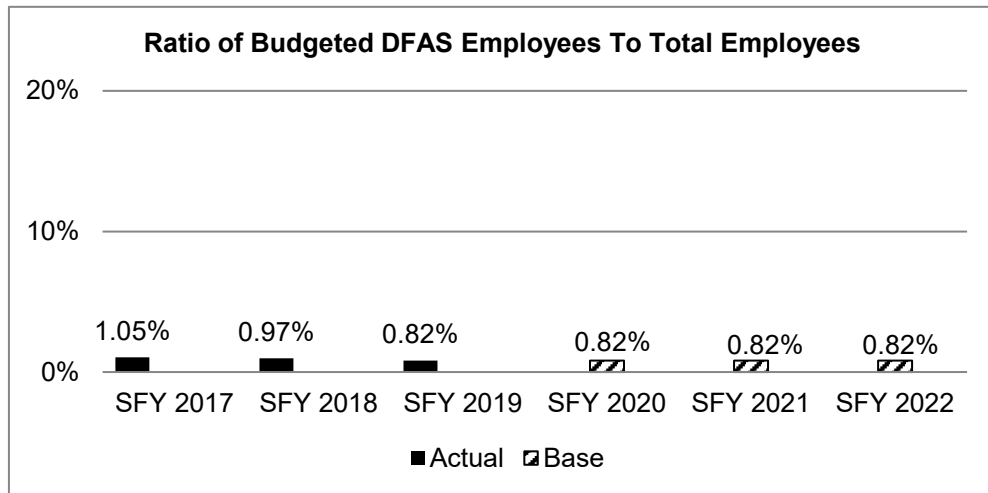
**HB Section(s): 11.035**

**Program Name: Division of Finance and Administrative Services**

**Program is found in the following core budget(s): Division of Finance and Administrative Services**



**2b. Provide a measure(s) of the program's quality.**



**PROGRAM DESCRIPTION**

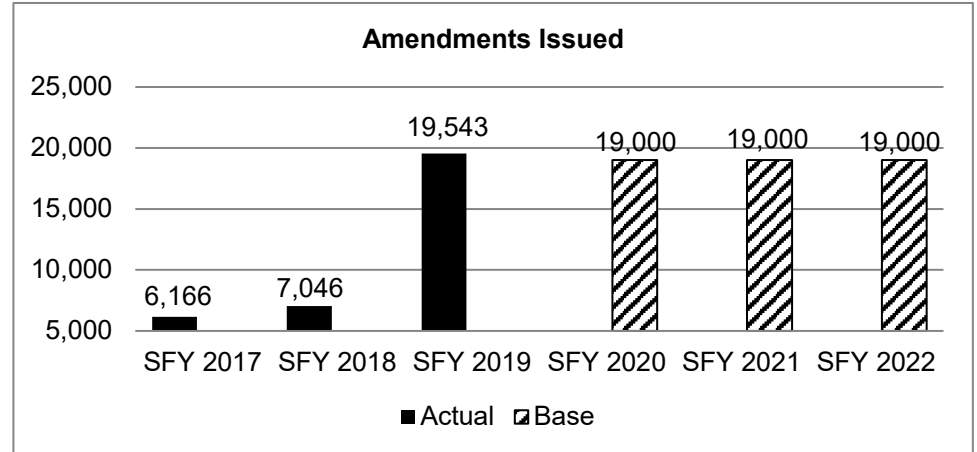
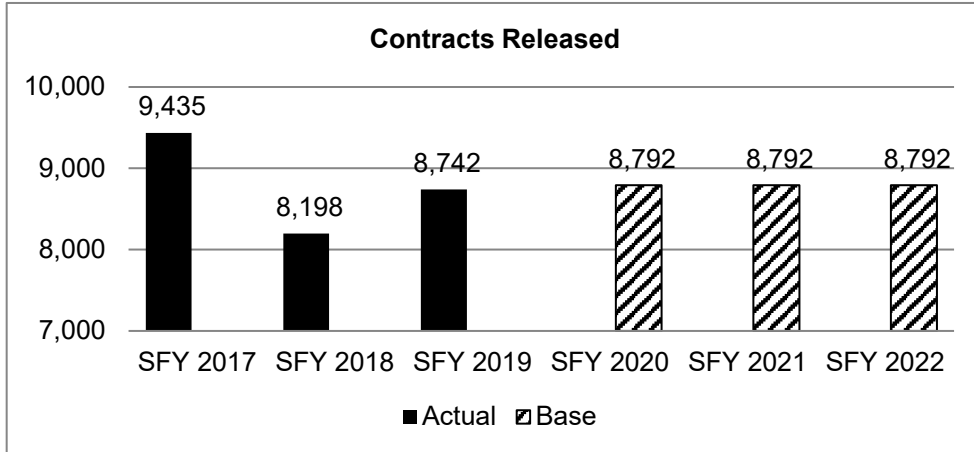
Department: Social Services

HB Section(s): 11.035

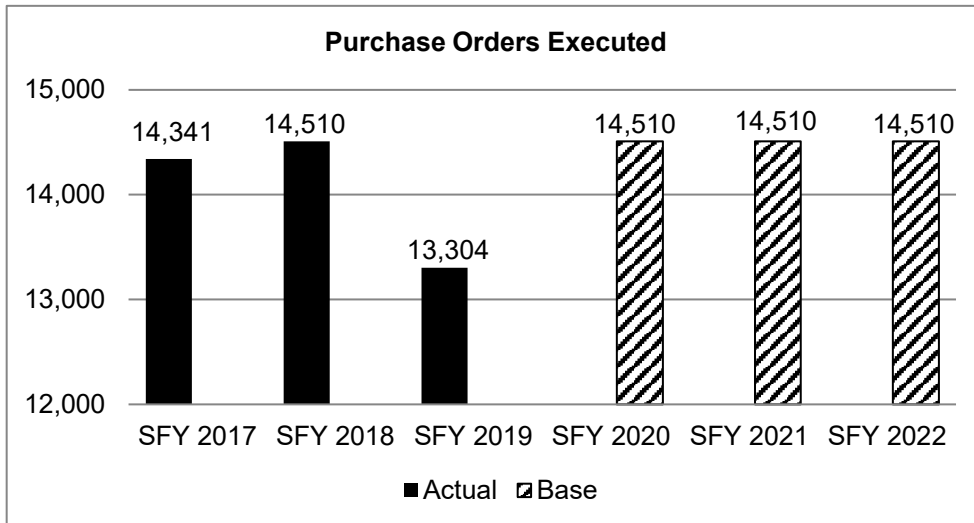
Program Name: Division of Finance and Administrative Services

Program is found in the following core budget(s): Division of Finance and Administrative Services

**2c. Provide a measure(s) of the program's impact.**



FY19 captures data not previously reported.  
(i.e. Amendments issued through the automation of ITSD processes)



Procurement activities to support all DSS programs and over 38,000 contracts.

**PROGRAM DESCRIPTION**

Department: Social Services

HB Section(s): 11.035

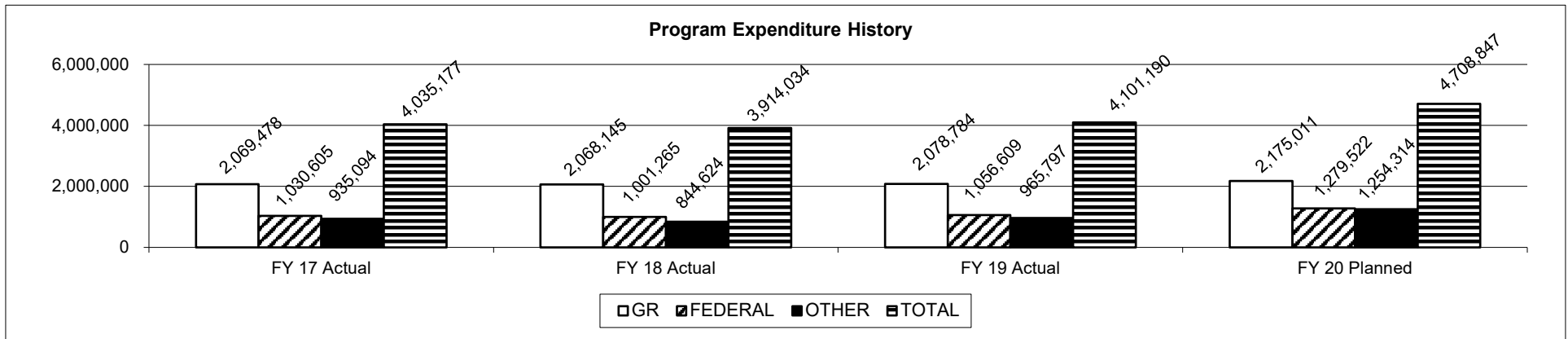
Program Name: Division of Finance and Administrative Services

Program is found in the following core budget(s): Division of Finance and Administrative Services

**2d. Provide a measure(s) of the program's efficiency.**

The division is working to develop efficiency measures.

**3. Provide actual expenditures for the prior three fiscal years and planned expenditures for the current fiscal year. (Note: Amounts do not include fringe benefit costs.)**



Planned FY 2020 expenditures are net of reserves and reverted.

**4. What are the sources of the "Other " funds?**

Child Support Enforcement Fund (0169) and DOSS Administrative Trust Fund (0545)

**5. What is the authorization for this program, i.e., federal or state statute, etc.? (Include the federal program number, if applicable.)**

State Statute: Section 660.010, RSMo.

**6. Are there federal matching requirements? If yes, please explain.**

Expenditures are allocated in accordance with the methodology outlined in the department's cost allocation plan and charged to corresponding grants or used as maintenance of effort as appropriate.

**7. Is this a federally mandated program? If yes, please explain.**

No.



# **Core - Legal Expense Fund Transfer**





**CORE DECISION ITEM**

Department: Social Services  
 Division: Office of the Director  
 Core: Legal Expense Fund Transfer

Budget Unit: 90599C  
 HB Section: 11.800

**1. CORE FINANCIAL SUMMARY**

	FY 2021 Budget Request			
	GR	Federal	Other	Total
PS				
EE				
PSD				
TRF	1			1
<b>Total</b>	<b>1</b>	<b>0</b>	<b>0</b>	<b>1</b>
<b>FTE</b>	<b>0.00</b>	<b>0.00</b>	<b>0.00</b>	<b>0.00</b>

<b>Est. Fringe</b>	0	0	0	0
<i>Note: Fringes budgeted in House Bill 5 except for certain fringes budgeted directly to MoDOT, Highway Patrol, and Conservation.</i>				

Other Funds: N/A

	FY 2021 Governor's Recommendation			
	GR	Federal	Other	Total
PS				0
EE				0
PSD				0
TRF				0
<b>Total</b>	<b>0</b>	<b>0</b>	<b>0</b>	<b>0</b>
<b>FTE</b>				<b>0.00</b>

<b>Est. Fringe</b>	0	0	0	0
<i>Note: Fringes budgeted in House Bill 5 except for certain fringes budgeted directly to MoDOT, Highway Patrol, and Conservation.</i>				

Other Funds:

**2. CORE DESCRIPTION**

In FY 2020, the General Assembly appropriated \$1 for transfer from the department's core budget to the State Legal Expense Fund for the payment of claims, premiums, and expenses provided by Section 105.711 through Section 105.726, RSMo. In order to fund such expenses, the General Assembly also authorized three percent flexibility from various house bill sections in the department's operating budget into the \$1 transfer appropriation.

**3. PROGRAM LISTING (list programs included in this core funding)**

N/A

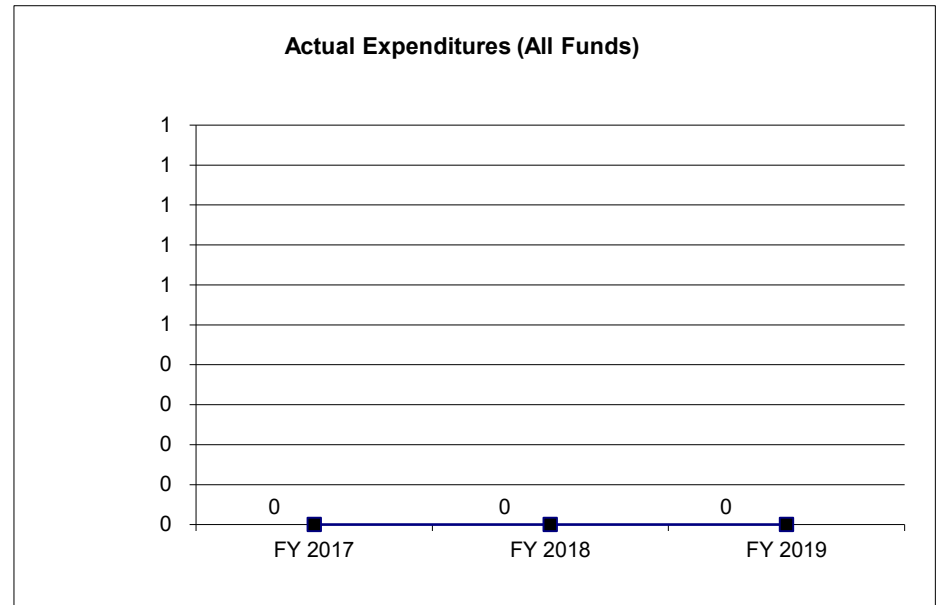
**CORE DECISION ITEM**

**Department: Social Services**  
**Division: Office of the Director**  
**Core: Legal Expense Fund Transfer**

**Budget Unit 90599C**  
**HB Section 11.800**

**4. FINANCIAL HISTORY**

	<b>FY 2017 Actual</b>	<b>FY 2018 Actual</b>	<b>FY 2019 Actual</b>	<b>FY 2020 Current Yr.</b>
Appropriation (All Funds)	0	1	1	1
Less Reverted (All Funds)	0	0	0	0
Less Restricted (All Funds)	0	0	0	0
Budget Authority (All Funds)	<u>0</u>	<u>1</u>	<u>1</u>	<u>1</u>
Actual Expenditures (All Funds)	<u>0</u>	<u>0</u>	<u>0</u>	N/A
Unexpended (All Funds)	<u><u>0</u></u>	<u><u>1</u></u>	<u><u>1</u></u>	<u><u>N/A</u></u>
Unexpended, by Fund:				
General Revenue	0	1	1	N/A
Federal	0	0	0	N/A
Other	0	0	0	N/A



Reverted includes the statutory three-percent reserve amount (when applicable).

Restricted includes any Governor's Expenditure Restrictions which remained at the end of the fiscal year (when applicable).

**NOTES:**

This appropriation was established in FY 2018.

**CORE RECONCILIATION DETAIL**

---

**DEPARTMENT OF SOCIAL SERVICES  
DSS LEGAL EXPENSE FUND TRF**

**5. CORE RECONCILIATION DETAIL**

---

	<b>Budget Class</b>	<b>FTE</b>	<b>GR</b>	<b>Federal</b>	<b>Other</b>	<b>Total</b>	<b>Explanation</b>
<b>TAFP AFTER VETOES</b>	TRF	0.00	1	0	0	1	
	<b>Total</b>	<b>0.00</b>	<b>1</b>	<b>0</b>	<b>0</b>	<b>1</b>	
<b>DEPARTMENT CORE REQUEST</b>	TRF	0.00	1	0	0	1	
	<b>Total</b>	<b>0.00</b>	<b>1</b>	<b>0</b>	<b>0</b>	<b>1</b>	
<b>GOVERNOR'S RECOMMENDED CORE</b>	TRF	0.00	1	0	0	1	
	<b>Total</b>	<b>0.00</b>	<b>1</b>	<b>0</b>	<b>0</b>	<b>1</b>	

**DECISION ITEM SUMMARY**

<b>Budget Unit</b>								
<b>Decision Item</b>	<b>FY 2019</b>	<b>FY 2019</b>	<b>FY 2020</b>	<b>FY 2020</b>	<b>FY 2021</b>	<b>FY 2021</b>	<b>*****</b>	<b>*****</b>
<b>Budget Object Summary</b>	<b>ACTUAL</b>	<b>ACTUAL</b>	<b>BUDGET</b>	<b>BUDGET</b>	<b>DEPT REQ</b>	<b>DEPT REQ</b>	<b>SECURED</b>	<b>SECURED</b>
<b>Fund</b>	<b>DOLLAR</b>	<b>FTE</b>	<b>DOLLAR</b>	<b>FTE</b>	<b>DOLLAR</b>	<b>FTE</b>	<b>COLUMN</b>	<b>COLUMN</b>
<b>DSS LEGAL EXPENSE FUND TRF</b>								
<b>CORE</b>								
FUND TRANSFERS								
GENERAL REVENUE	3,291,151	0.00	1	0.00	1	0.00	0	0.00
TOTAL - TRF	3,291,151	0.00	1	0.00	1	0.00	0	0.00
<b>TOTAL</b>	<b>3,291,151</b>	<b>0.00</b>	<b>1</b>	<b>0.00</b>	<b>1</b>	<b>0.00</b>	<b>0</b>	<b>0.00</b>
<b>GRAND TOTAL</b>	<b>\$3,291,151</b>	<b>0.00</b>	<b>\$1</b>	<b>0.00</b>	<b>\$1</b>	<b>0.00</b>	<b>\$0</b>	<b>0.00</b>

**DECISION ITEM DETAIL**

Budget Unit	FY 2019	FY 2019	FY 2020	FY 2020	FY 2021	FY 2021	*****	*****
Decision Item	ACTUAL	ACTUAL	BUDGET	BUDGET	DEPT REQ	DEPT REQ	SECURED	SECURED
Budget Object Class	DOLLAR	FTE	DOLLAR	FTE	DOLLAR	FTE	COLUMN	COLUMN
<b>DSS LEGAL EXPENSE FUND TRF</b>								
<b>CORE</b>								
TRANSFERS OUT	3,291,151	0.00	1	0.00	1	0.00	0	0.00
<b>TOTAL - TRF</b>	<b>3,291,151</b>	<b>0.00</b>	<b>1</b>	<b>0.00</b>	<b>1</b>	<b>0.00</b>	<b>0</b>	<b>0.00</b>
<b>GRAND TOTAL</b>	<b>\$3,291,151</b>	<b>0.00</b>	<b>\$1</b>	<b>0.00</b>	<b>\$1</b>	<b>0.00</b>	<b>\$0</b>	<b>0.00</b>
GENERAL REVENUE	\$3,291,151	0.00	\$1	0.00	\$1	0.00		0.00
FEDERAL FUNDS	\$0	0.00	\$0	0.00	\$0	0.00		0.00
OTHER FUNDS	\$0	0.00	\$0	0.00	\$0	0.00		0.00



# **Core - Revenue Maximization**





**CORE DECISION ITEM**

Department: Social Services  
 Division: Finance and Administrative Services  
 Core: Revenue Maximization

Budget Unit: 88817C  
 HB Section: 11.040

**1. CORE FINANCIAL SUMMARY**

FY 2021 Budget Request					FY 2021 Governor's Recommendation				
	GR	Federal	Other	Total		GR	Federal	Other	Total
PS					PS				0
EE		3,250,000		3,250,000	EE				0
PSD					PSD				0
TRF					TRF				0
<b>Total</b>	<b>0</b>	<b>3,250,000</b>	<b>0</b>	<b>3,250,000</b>	<b>Total</b>	<b>0</b>	<b>0</b>	<b>0</b>	<b>0</b>
FTE	0.00	0.00	0.00	0.00	FTE				0.00

<b>Est. Fringe</b>	0	0	0	0
--------------------	---	---	---	---

*Note: Fringes budgeted in House Bill 5 except for certain fringes budgeted directly to MoDOT, Highway Patrol, and Conservation.*

<b>Est. Fringe</b>	0	0	0	0
--------------------	---	---	---	---

*Note: Fringes budgeted in House Bill 5 except for certain fringes budgeted directly to MoDOT, Highway Patrol, and Conservation.*

Other Funds: N/A

Other Funds:

**2. CORE DESCRIPTION**

Core budget to provide the Department of Social Services (DSS) with a mechanism for payment of fees to contractors who engage in revenue maximization projects on behalf of the Department.

**3. PROGRAM LISTING (list programs included in this core funding)**

Cost Allocation Plan (CAP)  
 Financial Subrecipient Monitoring Services  
 Victims of Crime Act of 1984 (VOCA)

**CORE DECISION ITEM**

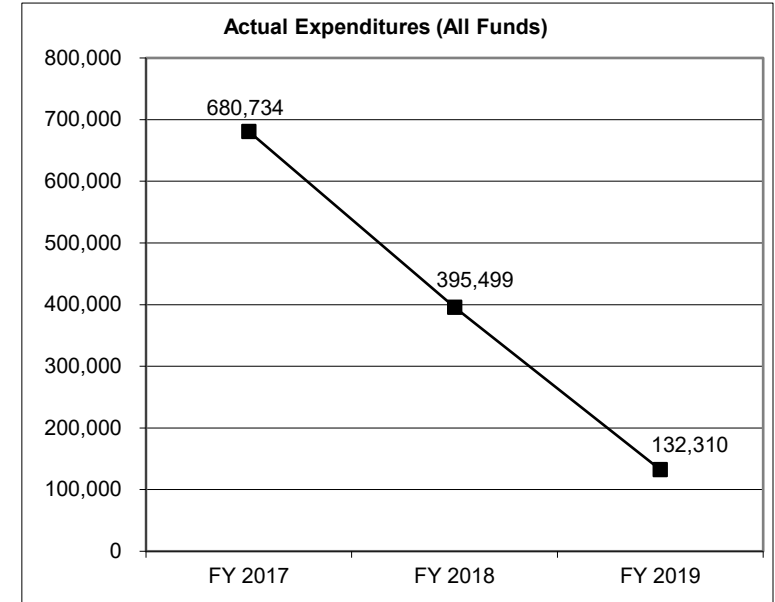
**Department: Social Services**  
**Division: Finance and Administrative Services**  
**Core: Revenue Maximization**

**Budget Unit: 88817C**

**HB Section: 11.040**

**4. FINANCIAL HISTORY**

	<b>FY 2017 Actual</b>	<b>FY 2018 Actual</b>	<b>FY 2019 Actual</b>	<b>FY 2020 Current Yr.</b>
Appropriation (All Funds)	3,250,000	3,250,000	3,250,000	3,250,000
Less Reverted (All Funds)	0	0	0	0
Less Restricted (All Funds)	0	0	0	0
Budget Authority (All Funds)	3,250,000	3,250,000	3,250,000	3,250,000
Actual Expenditures (All Funds)	680,734	395,499	132,310	N/A
Unexpended (All Funds)	2,569,266	2,854,501	3,117,690	N/A
Unexpended, by Fund:				
General Revenue	0	0	0	N/A
Federal	2,569,266	2,854,501	3,117,690	N/A
Other	0	0	0	N/A
	<b>(1)</b>	<b>(2)</b>	<b>(3)</b>	



Reverted includes the statutory three- percent reserve (when applicable).  
 Restricted includes any Governor's Expenditure Restriction (when applicable).

**NOTES:**

- (1) FY17 - agency reserve of \$2,500,000 federal funds due to excess authority.
- (2) FY18 - agency reserve of \$2,500,000 federal funds due to excess authority.
- (3) FY19 - agency reserve of \$2,500,000 federal funds due to excess authority.

**CORE RECONCILIATION DETAIL**

---

**DEPARTMENT OF SOCIAL SERVICES  
REVENUE MAXIMATION**

---

**5. CORE RECONCILIATION DETAIL**

---

	<b>Budget Class</b>	<b>FTE</b>	<b>GR</b>	<b>Federal</b>	<b>Other</b>	<b>Total</b>	<b>Explanation</b>
<b>TAFP AFTER VETOES</b>	EE	0.00	0	3,250,000	0	3,250,000	
	<b>Total</b>	<b>0.00</b>	<b>0</b>	<b>3,250,000</b>	<b>0</b>	<b>3,250,000</b>	
<b>DEPARTMENT CORE REQUEST</b>	EE	0.00	0	3,250,000	0	3,250,000	
	<b>Total</b>	<b>0.00</b>	<b>0</b>	<b>3,250,000</b>	<b>0</b>	<b>3,250,000</b>	
<b>GOVERNOR'S RECOMMENDED CORE</b>	EE	0.00	0	3,250,000	0	3,250,000	
	<b>Total</b>	<b>0.00</b>	<b>0</b>	<b>3,250,000</b>	<b>0</b>	<b>3,250,000</b>	

**DECISION ITEM SUMMARY**

<b>Budget Unit</b>								
<b>Decision Item</b>	<b>FY 2019</b>	<b>FY 2019</b>	<b>FY 2020</b>	<b>FY 2020</b>	<b>FY 2021</b>	<b>FY 2021</b>	<b>*****</b>	<b>*****</b>
<b>Budget Object Summary</b>	<b>ACTUAL</b>	<b>ACTUAL</b>	<b>BUDGET</b>	<b>BUDGET</b>	<b>DEPT REQ</b>	<b>DEPT REQ</b>	<b>SECURED</b>	<b>SECURED</b>
<b>Fund</b>	<b>DOLLAR</b>	<b>FTE</b>	<b>DOLLAR</b>	<b>FTE</b>	<b>DOLLAR</b>	<b>FTE</b>	<b>COLUMN</b>	<b>COLUMN</b>
<b>REVENUE MAXIMATION</b>								
<b>CORE</b>								
EXPENSE & EQUIPMENT								
DEPT OF SOC SERV FEDERAL & OTH	132,310	0.00	3,250,000	0.00	3,250,000	0.00	0	0.00
TOTAL - EE	132,310	0.00	3,250,000	0.00	3,250,000	0.00	0	0.00
<b>TOTAL</b>	<b>132,310</b>	<b>0.00</b>	<b>3,250,000</b>	<b>0.00</b>	<b>3,250,000</b>	<b>0.00</b>	<b>0</b>	<b>0.00</b>
<b>GRAND TOTAL</b>	<b>\$132,310</b>	<b>0.00</b>	<b>\$3,250,000</b>	<b>0.00</b>	<b>\$3,250,000</b>	<b>0.00</b>	<b>\$0</b>	<b>0.00</b>

**DECISION ITEM DETAIL**

Budget Unit	FY 2019	FY 2019	FY 2020	FY 2020	FY 2021	FY 2021	*****	*****
Decision Item	ACTUAL	ACTUAL	BUDGET	BUDGET	DEPT REQ	DEPT REQ	SECURED	SECURED
Budget Object Class	DOLLAR	FTE	DOLLAR	FTE	DOLLAR	FTE	COLUMN	COLUMN
<b>REVENUE MAXIMATION</b>								
<b>CORE</b>								
PROFESSIONAL SERVICES	132,310	0.00	3,250,000	0.00	3,250,000	0.00	0	0.00
<b>TOTAL - EE</b>	<b>132,310</b>	<b>0.00</b>	<b>3,250,000</b>	<b>0.00</b>	<b>3,250,000</b>	<b>0.00</b>	<b>0</b>	<b>0.00</b>
<b>GRAND TOTAL</b>	<b>\$132,310</b>	<b>0.00</b>	<b>\$3,250,000</b>	<b>0.00</b>	<b>\$3,250,000</b>	<b>0.00</b>	<b>\$0</b>	<b>0.00</b>
GENERAL REVENUE	\$0	0.00	\$0	0.00	\$0	0.00		0.00
FEDERAL FUNDS	\$132,310	0.00	\$3,250,000	0.00	\$3,250,000	0.00		0.00
OTHER FUNDS	\$0	0.00	\$0	0.00	\$0	0.00		0.00

## PROGRAM DESCRIPTION

**Department: Social Services**

**HB Section(s): 11.040**

**Program Name: Division of Finance and Administrative Services**

**Program is found in the following core budget(s): Revenue Maximization**

### 1a. What strategic priority does this program address?

Mechanism for maximizing program funding

### 1b. What does this program do?

The Department of Social Services works with contracted entities that specialize in maximizing federal program dollars and identifying other non-GR sources. This program also provides a mechanism to make contingency contract payments on outstanding revenue maximization projects. The following projects are either planned or ongoing for FY21:

#### Cost Allocation Plan (CAP)

Contractor: Public Consulting Group (PCG)

Project Description: This contract is to support the Department's cost allocation plan (CAP), assisting with updates, assisting with responding to questions from federal agencies such as Cost Allocation Services (CAS), and providing responses to ad hoc questions and inquiries from DSS related to the plan and federal claiming as necessary. The CAP identifies and allocates departmental costs equitably to each benefiting program to allow for accurate claiming of expenditures to the appropriate federal grant.

#### Financial Subrecipient Monitoring Services

Planned for FY21

Project Description: To assist the Missouri DSS to acquire professional monitoring services. These services are required to perform desk and on-site financial monitoring of various programs such as Supplemental Nutrition Assistance Program (SNAP), Temporary Assistance for Needy Families (TANF), Jobs for America's Graduates (JAG), Community Action Agency's administration of the Community Services Block Grant (CSBG), and Low Income Housing Energy Assistance Program (LIHEAP) programs. DSS is responsible for performing monitoring of these funds, and the objective of the monitoring is to determine that the programs are administered in compliance with financial contract requirements and federal regulations.

#### Victims of Crime Act of 1984 (VOCA)

Assistance developing and implementing a new set of compliance manuals and review tools.

No performance measures are included for this program as it is an accounting mechanism.

**PROGRAM DESCRIPTION**

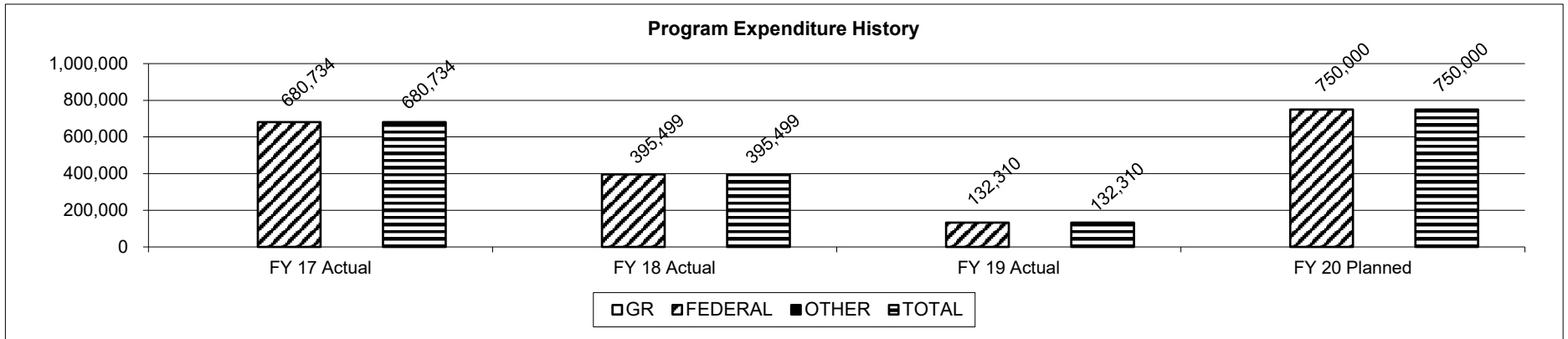
Department: Social Services

HB Section(s): 11.040

Program Name: Division of Finance and Administrative Services

Program is found in the following core budget(s): Revenue Maximization

**3. Provide actual expenditures for the prior three fiscal years and planned expenditures for the current fiscal year. (Note: Amounts do not include fringe benefit costs.)**



Planned FY 2020 expenditures are net of reserves.

**4. What are the sources of the "Other " funds?**

N/A

**5. What is the authorization for this program, i.e., federal or state statute, etc.? (Include the federal program number, if applicable.)**

State Statute: Section 660.010, RSMo.

**6. Are there federal matching requirements? If yes, please explain.**

No. Generally, contractors are paid from new federal funds resulting from successful revenue maximization projects. There may be a state match required to receive the additional funds.

**7. Is this a federally mandated program? If yes, please explain.**

No.





# **Core - Receipt and Disbursement**



**CORE DECISION ITEM**

Department: Social Services  
 Division: Finance and Administrative Services  
 Core: Receipt and Disbursement - Refunds

Budget Unit: 88853C  
 HB Section: 11.045

**1. CORE FINANCIAL SUMMARY**

FY 2021 Budget Request					FY 2021 Governor's Recommendation				
	GR	Federal	Other	Total		GR	Federal	Other	Total
PS					PS				0
EE					EE				0
PSD		12,348,789	3,221,100	15,569,889	PSD				0
TRF					TRF				0
<b>Total</b>	<b>0</b>	<b>12,348,789</b>	<b>3,221,100</b>	<b>15,569,889</b>	<b>Total</b>	<b>0</b>	<b>0</b>	<b>0</b>	<b>0</b>
<b>FTE</b>	<b>0.00</b>	<b>0.00</b>	<b>0.00</b>	<b>0.00</b>	<b>FTE</b>				<b>0.00</b>

<b>Est. Fringe</b>	0	0	0	0
<i>Note: Fringes budgeted in House Bill 5 except for certain fringes budgeted directly to MoDOT, Highway Patrol, and Conservation.</i>				

<b>Est. Fringe</b>	0	0	0	0
<i>Note: Fringes budgeted in House Bill 5 except for certain fringes budgeted directly to MoDOT, Highway Patrol, and Conservation.</i>				

Other Funds: Third Party Liability Collections Fund (0120) - \$369,000  
 Premium Fund (0885) - \$2,827,100  
 Pharmacy Rebates Fund (0114) - \$25,000

Other Funds:

**2. CORE DESCRIPTION**

Core budget for the Division of Finance and Administrative Services to manage (refund) incorrectly deposited receipts.

**3. PROGRAM LISTING (list programs included in this core funding)**

Receipt and Disbursement - Refunds

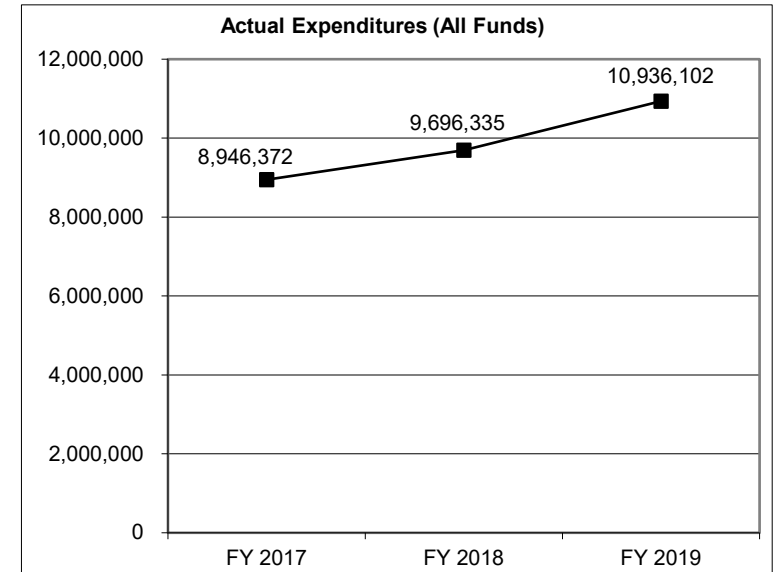
**CORE DECISION ITEM**

**Department: Social Services**  
**Division: Finance and Administrative Services**  
**Core: Receipt and Disbursement - Refunds**

**Budget Unit: 88853C**  
**HB Section: 11.045**

**4. FINANCIAL HISTORY**

	<b>FY 2017 Actual</b>	<b>FY 2018 Actual</b>	<b>FY 2019 Actual</b>	<b>FY 2020 Current Yr.</b>
Appropriation (All Funds)	15,099,000	15,099,000	15,569,889	15,569,889
Less Reverted (All Funds)	0	0	0	0
Less Restricted (All Funds)	0	0	0	0
Budget Authority (All Funds)	15,099,000	15,099,000	15,569,889	15,569,889
Actual Expenditures (All Funds)	8,946,372	9,696,335	10,936,102	N/A
Unexpended (All Funds)	6,152,628	5,402,665	4,633,787	N/A
Unexpended, by Fund:				
General Revenue	0	0	0	N/A
Federal	6,071,587	5,304,068	4,388,597	N/A
Other	81,041	98,597	245,190	N/A



Reverted includes the statutory three- percent reserve (when applicable).  
 Restricted includes any Governor's Expenditure Restriction (when applicable).

**NOTES:**

**CORE RECONCILIATION DETAIL**

---

**DEPARTMENT OF SOCIAL SERVICES  
RECEIPT & DISBURSEMENT-REFUNDS**

---

**5. CORE RECONCILIATION DETAIL**

---

	<b>Budget Class</b>	<b>FTE</b>	<b>GR</b>	<b>Federal</b>	<b>Other</b>	<b>Total</b>	<b>Explanation</b>
<b>TAFP AFTER VETOES</b>							
	PD	0.00	0	12,348,789	3,221,100	15,569,889	
	<b>Total</b>	<b>0.00</b>	<b>0</b>	<b>12,348,789</b>	<b>3,221,100</b>	<b>15,569,889</b>	
<b>DEPARTMENT CORE REQUEST</b>							
	PD	0.00	0	12,348,789	3,221,100	15,569,889	
	<b>Total</b>	<b>0.00</b>	<b>0</b>	<b>12,348,789</b>	<b>3,221,100</b>	<b>15,569,889</b>	
<b>GOVERNOR'S RECOMMENDED CORE</b>							
	PD	0.00	0	12,348,789	3,221,100	15,569,889	
	<b>Total</b>	<b>0.00</b>	<b>0</b>	<b>12,348,789</b>	<b>3,221,100</b>	<b>15,569,889</b>	

**DECISION ITEM SUMMARY**

Budget Unit									
Decision Item	FY 2019	FY 2019	FY 2020	FY 2020	FY 2021	FY 2021	*****	*****	
Budget Object Summary	ACTUAL	ACTUAL	BUDGET	BUDGET	DEPT REQ	DEPT REQ	SECURED	SECURED	
Fund	DOLLAR	FTE	DOLLAR	FTE	DOLLAR	FTE	COLUMN	COLUMN	
<b>RECEIPT &amp; DISBURSEMENT-REFUNDS</b>									
<b>CORE</b>									
PROGRAM-SPECIFIC									
TITLE XIX-FEDERAL AND OTHER	5,783,534	0.00	5,821,789	0.00	5,821,789	0.00	0	0.00	
FEDERAL AND OTHER	1,490,766	0.00	1,500,000	0.00	1,500,000	0.00	0	0.00	
TEMP ASSIST NEEDY FAM FEDERAL	0	0.00	27,000	0.00	27,000	0.00	0	0.00	
DEPT OF SOC SERV FEDERAL & OTH	685,892	0.00	5,000,000	0.00	5,000,000	0.00	0	0.00	
PHARMACY REBATES	0	0.00	25,000	0.00	25,000	0.00	0	0.00	
THIRD PARTY LIABILITY COLLECT	148,831	0.00	369,000	0.00	369,000	0.00	0	0.00	
PREMIUM	2,827,079	0.00	2,827,100	0.00	2,827,100	0.00	0	0.00	
TOTAL - PD	10,936,102	0.00	15,569,889	0.00	15,569,889	0.00	0	0.00	
<b>TOTAL</b>	<b>10,936,102</b>	<b>0.00</b>	<b>15,569,889</b>	<b>0.00</b>	<b>15,569,889</b>	<b>0.00</b>	<b>0</b>	<b>0.00</b>	
<b>Receipts and Disbursements Aut - 1886034</b>									
PROGRAM-SPECIFIC									
TITLE XIX-FEDERAL AND OTHER	0	0.00	0	0.00	2,428,211	0.00	0	0.00	
PREMIUM	0	0.00	0	0.00	672,900	0.00	0	0.00	
TOTAL - PD	0	0.00	0	0.00	3,101,111	0.00	0	0.00	
<b>TOTAL</b>	<b>0</b>	<b>0.00</b>	<b>0</b>	<b>0.00</b>	<b>3,101,111</b>	<b>0.00</b>	<b>0</b>	<b>0.00</b>	
<b>GRAND TOTAL</b>	<b>\$10,936,102</b>	<b>0.00</b>	<b>\$15,569,889</b>	<b>0.00</b>	<b>\$18,671,000</b>	<b>0.00</b>	<b>\$0</b>	<b>0.00</b>	

**DECISION ITEM DETAIL**

Budget Unit	FY 2019	FY 2019	FY 2020	FY 2020	FY 2021	FY 2021	*****	*****
Decision Item	ACTUAL	ACTUAL	BUDGET	BUDGET	DEPT REQ	DEPT REQ	SECURED	SECURED
Budget Object Class	DOLLAR	FTE	DOLLAR	FTE	DOLLAR	FTE	COLUMN	COLUMN
<b>RECEIPT &amp; DISBURSEMENT-REFUNDS</b>								
<b>CORE</b>								
REFUNDS	10,936,102	0.00	15,569,889	0.00	15,569,889	0.00	0	0.00
<b>TOTAL - PD</b>	<b>10,936,102</b>	<b>0.00</b>	<b>15,569,889</b>	<b>0.00</b>	<b>15,569,889</b>	<b>0.00</b>	<b>0</b>	<b>0.00</b>
<b>GRAND TOTAL</b>	<b>\$10,936,102</b>	<b>0.00</b>	<b>\$15,569,889</b>	<b>0.00</b>	<b>\$15,569,889</b>	<b>0.00</b>	<b>\$0</b>	<b>0.00</b>
GENERAL REVENUE	\$0	0.00	\$0	0.00	\$0	0.00		0.00
FEDERAL FUNDS	\$7,960,192	0.00	\$12,348,789	0.00	\$12,348,789	0.00		0.00
OTHER FUNDS	\$2,975,910	0.00	\$3,221,100	0.00	\$3,221,100	0.00		0.00

**PROGRAM DESCRIPTION**

**Department: Social Services**

**HB Section(s): 11.045**

**Program Name: Division of Finance and Administrative Services**

**Program is found in the following core budget(s): Receipt and Disbursement - Refunds**

**1a. What strategic priority does this program address?**

Timely deposits of receipts

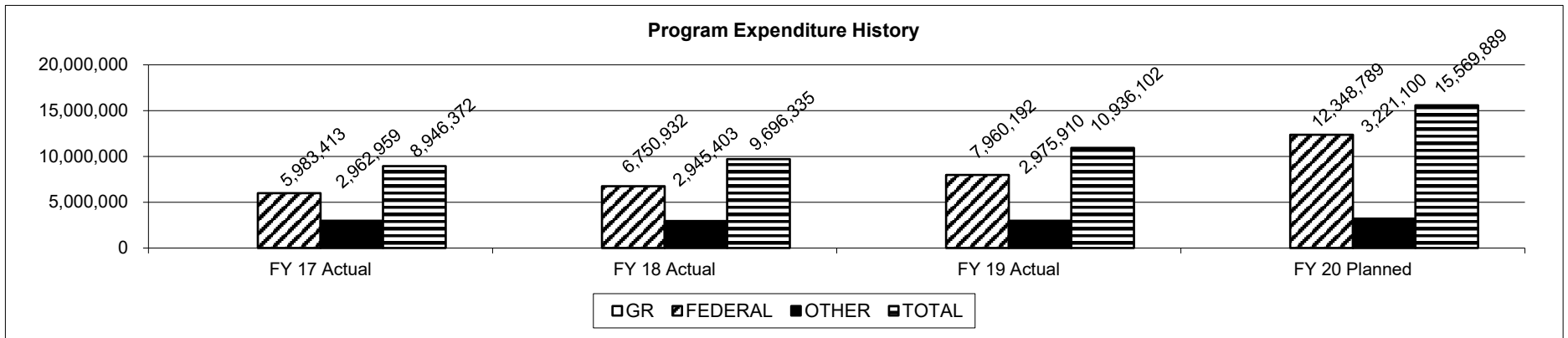
**1b. What does this program do?**

These appropriations allow the department to make timely deposits of all receipts, and to make refunds or corrections when necessary. Pursuing this method creates additional interest earnings for the state treasury. Delaying the deposit of funds increases the chance that funds will be misused. The State Auditor, who routinely reviews the cash receipt function of the department for accuracy and timeliness, endorses prompt deposit of all funds received. The appropriations also affords the department the authority to make correcting payments in the event funds were originally deposited to an inappropriate fund or when refunds to the payer are required due to an original overpayment.

The Department of Social Services receives hundreds of checks daily. Fiscal integrity and internal controls over cash receipts call for prompt deposit of all funds until a determination can be made as to proper deposit or distribution of the funds. A typical transaction would be when insurance companies and/or other parties liable for medical bills of clients reimburse Medicaid for the entire cost of the care rather than only the portion paid by Medicaid. Later, when the proper amount is determined, a refund is issued from this account for the difference. Another frequent use of this appropriation is to refund a portion of the premium paid by a family when they leave the program.

No performance measures are included for this program as it is an accounting mechanism.

**3. Provide actual expenditures for the prior three fiscal years and planned expenditures for the current fiscal year. (Note: Amounts do not include fringe benefit costs.)**



**4. What are the sources of the "Other " funds?**

Pharmacy Rebates Fund (0114), Third Party Liability Collections Fund (0120), and Premium Fund (0885).



**PROGRAM DESCRIPTION**

**Department: Social Services**

**HB Section(s): 11.045**

**Program Name: Division of Finance and Administrative Services**

**Program is found in the following core budget(s): Receipt and Disbursement - Refunds**

**5. What is the authorization for this program, i.e., federal or state statute, etc.? (Include the federal program number, if applicable.)**

State Statute: Section 660.010, RSMo.

**6. Are there federal matching requirements? If yes, please explain.**

No.

**7. Is this a federally mandated program? If yes, please explain.**

No.



**NDI - Receipt and  
Disbursement Additional  
Authority Cost to Continue**



**NEW DECISION ITEM**

RANK: 14 OF 36

Department: Social Services

Budget Unit: 88853C

Division: Division of Finance and Administrative Services

DI Name: Receipts and Disbursements Additional Authority (Non-count) CTC

DI# 1886034

HB Section: 11.045

**1. AMOUNT OF REQUEST**

	FY 2021 Budget Request			
	GR	Federal	Other	Total
PS				
EE				
PSD		2,428,211	672,900	3,101,111
TRF				
<b>Total</b>	<b>0</b>	<b>2,428,211</b>	<b>672,900</b>	<b>3,101,111</b>
<b>FTE</b>	<b>0.00</b>	<b>0.00</b>	<b>0.00</b>	<b>0.00</b>

	FY 2021 Governor's Recommendation			
	GR	Federal	Other	Total
PS				0
EE				0
PSD				0
TRF				0
<b>Total</b>	<b>0</b>	<b>0</b>	<b>0</b>	<b>0</b>
<b>FTE</b>	<b>0.00</b>	<b>0.00</b>	<b>0.00</b>	<b>0.00</b>

<b>Est. Fringe</b>	0	0	0	0
--------------------	---	---	---	---

*Note: Fringes budgeted in House Bill 5 except for certain fringes budgeted directly to MoDOT, Highway Patrol, and Conservation.*

<b>Est. Fringe</b>	0	0	0	0
--------------------	---	---	---	---

*Note: Fringes budgeted in House Bill 5 except for certain fringes budgeted directly to MoDOT, Highway Patrol, and Conservation.*

Other Funds: Premium Fund (0885) - \$672,900

Other Funds:

**2. THIS REQUEST CAN BE CATEGORIZED AS:**

<input type="checkbox"/> New Legislation	<input type="checkbox"/> New Program	<input type="checkbox"/> Fund Switch
<input type="checkbox"/> Federal Mandate	<input type="checkbox"/> Program Expansion	<input checked="" type="checkbox"/> Cost to Continue
<input type="checkbox"/> GR Pick-Up	<input type="checkbox"/> Space Request	<input type="checkbox"/> Equipment Replacement
<input type="checkbox"/> Pay Plan	<input type="checkbox"/> Other: _____	

**3. WHY IS THIS FUNDING NEEDED? PROVIDE AN EXPLANATION FOR ITEMS CHECKED IN #2. INCLUDE THE FEDERAL OR STATE STATUTORY OR CONSTITUTIONAL AUTHORIZATION FOR THIS PROGRAM.**

These appropriations allow the department to make timely deposits of all receipts and to make refunds or corrections when necessary.

**NEW DECISION ITEM**

RANK: 14 OF 36

Department: Social Services

Budget Unit: 88853C

Division: Division of Finance and Administrative Services

DI Name: Receipts and Disbursements Additional Authority (Non-count) CTC

DI# 1886034

HB Section: 11.045

**4. DESCRIBE THE DETAILED ASSUMPTIONS USED TO DERIVE THE SPECIFIC REQUESTED AMOUNT. (How did you determine that the requested number of FTE were appropriate? From what source or standard did you derive the requested levels of funding? Were alternatives such as outsourcing or automation considered? If based on new legislation, does request tie to TAFP fiscal note? If not, explain why. Detail which portions of the request are one-times and how those amounts were calculated.)**

In FY19, DSS needed additional Title XIX Federal Fund (0163) and Premium Fund (0885) fund authority. Additional authority is requested to prevent this from occurring in FY20, to allow refunds to be made in a timely fashion and from the correct fund. The authority allows DSS to make correcting payments in the event funds were originally deposited to an inappropriate fund, or when refunds to the payer are required due to an original overpayment. By the nature of MO HealthNet expenses, one refund could utilize a large portion of authority.

**5. BREAK DOWN THE REQUEST BY BUDGET OBJECT CLASS, JOB CLASS, AND FUND SOURCE. IDENTIFY ONE-TIME COSTS.**

Budget Object Class/Job Class	Dept Req GR DOLLARS	Dept Req GR FTE	Dept Req FED DOLLARS	Dept Req FED FTE	Dept Req OTHER DOLLARS	Dept Req OTHER FTE	Dept Req TOTAL DOLLARS	Dept Req TOTAL FTE	Dept Req One-Time DOLLARS
Program Distributions	0		2,428,211		672,900		3,101,111	0.0	
<b>Total PSD</b>	<b>0</b>	<b>0.0</b>	<b>2,428,211</b>	<b>0.0</b>	<b>672,900</b>	<b>0.0</b>	<b>3,101,111</b>	<b>0.0</b>	<b>0</b>
<b>Grand Total</b>	<b>0</b>	<b>0.0</b>	<b>2,428,211</b>	<b>0.0</b>	<b>672,900</b>	<b>0.0</b>	<b>3,101,111</b>	<b>0.0</b>	<b>0.0</b>

**DECISION ITEM DETAIL**

Budget Unit	FY 2019	FY 2019	FY 2020	FY 2020	FY 2021	FY 2021	*****	*****
Decision Item	ACTUAL	ACTUAL	BUDGET	BUDGET	DEPT REQ	DEPT REQ	SECURED	SECURED
Budget Object Class	DOLLAR	FTE	DOLLAR	FTE	DOLLAR	FTE	COLUMN	COLUMN
<b>RECEIPT &amp; DISBURSEMENT-REFUNDS</b>								
Receipts and Disbursements Aut - 1886034								
REFUNDS	0	0.00	0	0.00	3,101,111	0.00	0	0.00
<b>TOTAL - PD</b>	<b>0</b>	<b>0.00</b>	<b>0</b>	<b>0.00</b>	<b>3,101,111</b>	<b>0.00</b>	<b>0</b>	<b>0.00</b>
<b>GRAND TOTAL</b>	<b>\$0</b>	<b>0.00</b>	<b>\$0</b>	<b>0.00</b>	<b>\$3,101,111</b>	<b>0.00</b>	<b>\$0</b>	<b>0.00</b>
GENERAL REVENUE	\$0	0.00	\$0	0.00	\$0	0.00		0.00
FEDERAL FUNDS	\$0	0.00	\$0	0.00	\$2,428,211	0.00		0.00
OTHER FUNDS	\$0	0.00	\$0	0.00	\$672,900	0.00		0.00





# **Core - County Detention Payments**



**CORE DECISION ITEM**

Department: Social Services  
 Division: Finance and Administrative Services  
 Core: County Detention Payments

Budget Unit: 88854C  
 HB Section: 11.050

**1. CORE FINANCIAL SUMMARY**

	FY 2021 Budget Request			
	GR	Federal	Other	Total
PS				
EE				
PSD	1,354,000			1,354,000
TRF				
<b>Total</b>	<b>1,354,000</b>	<b>0</b>	<b>0</b>	<b>1,354,000</b>
<b>FTE</b>	<b>0.00</b>	<b>0.00</b>	<b>0.00</b>	<b>0.00</b>

	FY 2021 Governor's Recommendation			
	GR	Federal	Other	Total
PS				0
EE				0
PSD				0
TRF				0
<b>Total</b>	<b>0</b>	<b>0</b>	<b>0</b>	<b>0</b>
<b>FTE</b>				<b>0.00</b>

<b>Est. Fringe</b>	0	0	0	0
--------------------	---	---	---	---

*Note: Fringes budgeted in House Bill 5 except for certain fringes budgeted directly to MoDOT, Highway Patrol, and Conservation.*

<b>Est. Fringe</b>	0	0	0	0
--------------------	---	---	---	---

*Note: Fringes budgeted in House Bill 5 except for certain fringes budgeted directly to MoDOT, Highway Patrol, and Conservation.*

Other Funds: N/A

Other Funds:

**2. CORE DESCRIPTION**

Core budget for state payments to counties for juveniles in county detention centers, pursuant to Sections 211.151 and 211.156, RSMo.

**3. PROGRAM LISTING (list programs included in this core funding)**

County Detention Payments

**CORE DECISION ITEM**

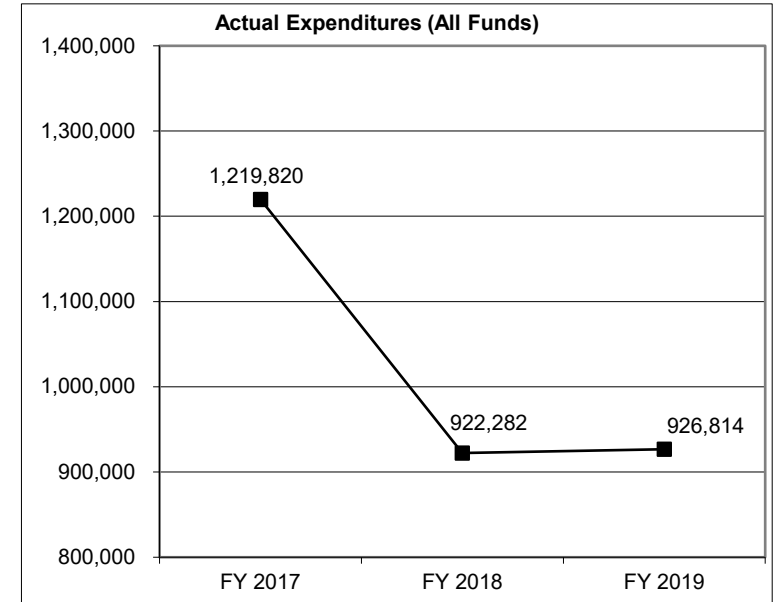
Department: Social Services  
 Division: Finance and Administrative Services  
 Core: County Detention Payments

Budget Unit: 88854C

HB Section: 11.050

**4. FINANCIAL HISTORY**

	FY 2017 Actual	FY 2018 Actual	FY 2019 Actual	FY 2020 Current Yr.
Appropriation (All Funds)	1,504,000	1,354,000	1,354,000	1,354,000
Less Reverted (All Funds)	(45,120)	(40,620)	(40,620)	(40,620)
Less Restricted (All Funds)	(100,000)	0	0	0
Budget Authority (All Funds)	1,358,880	1,313,380	1,313,380	1,313,380
Actual Expenditures (All Funds)	1,219,820	922,282	926,814	N/A
Unexpended (All Funds)	139,060	391,098	386,566	N/A
Unexpended, by Fund:				
General Revenue	139,060	391,098	386,566	N/A
Federal	0	0	0	N/A
Other	0	0	0	N/A
		(1)		



Reverted includes the statutory three- percent reserve (when applicable).  
 Restricted includes any Governor's Expenditure Restriction (when applicable).

**NOTES:**

(1) FY18 - core reduction of \$150,000 GR to reflect an FY17 expenditure restriction.

**CORE RECONCILIATION DETAIL**

---

**DEPARTMENT OF SOCIAL SERVICES  
COUNTY DETENTION PAYMENTS**

---

**5. CORE RECONCILIATION DETAIL**

---

	<b>Budget Class</b>	<b>FTE</b>	<b>GR</b>	<b>Federal</b>	<b>Other</b>	<b>Total</b>	<b>Explanation</b>
<b>TAFP AFTER VETOES</b>							
	PD	0.00	1,354,000	0	0	1,354,000	
	<b>Total</b>	<b>0.00</b>	<b>1,354,000</b>	<b>0</b>	<b>0</b>	<b>1,354,000</b>	
<b>DEPARTMENT CORE REQUEST</b>							
	PD	0.00	1,354,000	0	0	1,354,000	
	<b>Total</b>	<b>0.00</b>	<b>1,354,000</b>	<b>0</b>	<b>0</b>	<b>1,354,000</b>	
<b>GOVERNOR'S RECOMMENDED CORE</b>							
	PD	0.00	1,354,000	0	0	1,354,000	
	<b>Total</b>	<b>0.00</b>	<b>1,354,000</b>	<b>0</b>	<b>0</b>	<b>1,354,000</b>	

**DECISION ITEM SUMMARY**

Budget Unit									
Decision Item	FY 2019	FY 2019	FY 2020	FY 2020	FY 2021	FY 2021	*****	*****	
Budget Object Summary	ACTUAL	ACTUAL	BUDGET	BUDGET	DEPT REQ	DEPT REQ	SECURED	SECURED	
Fund	DOLLAR	FTE	DOLLAR	FTE	DOLLAR	FTE	COLUMN	COLUMN	
<b>COUNTY DETENTION PAYMENTS</b>									
<b>CORE</b>									
PROGRAM-SPECIFIC									
GENERAL REVENUE	926,814	0.00	1,354,000	0.00	1,354,000	0.00	0	0.00	
TOTAL - PD	926,814	0.00	1,354,000	0.00	1,354,000	0.00	0	0.00	
<b>TOTAL</b>	<b>926,814</b>	<b>0.00</b>	<b>1,354,000</b>	<b>0.00</b>	<b>1,354,000</b>	<b>0.00</b>	<b>0</b>	<b>0.00</b>	
<b>GRAND TOTAL</b>	<b>\$926,814</b>	<b>0.00</b>	<b>\$1,354,000</b>	<b>0.00</b>	<b>\$1,354,000</b>	<b>0.00</b>	<b>\$0</b>	<b>0.00</b>	

**DECISION ITEM DETAIL**

Budget Unit	FY 2019	FY 2019	FY 2020	FY 2020	FY 2021	FY 2021	*****	*****
Decision Item	ACTUAL	ACTUAL	BUDGET	BUDGET	DEPT REQ	DEPT REQ	SECURED	SECURED
Budget Object Class	DOLLAR	FTE	DOLLAR	FTE	DOLLAR	FTE	COLUMN	COLUMN
<b>COUNTY DETENTION PAYMENTS</b>								
<b>CORE</b>								
PROGRAM DISTRIBUTIONS	926,814	0.00	1,354,000	0.00	1,354,000	0.00	0	0.00
<b>TOTAL - PD</b>	<b>926,814</b>	<b>0.00</b>	<b>1,354,000</b>	<b>0.00</b>	<b>1,354,000</b>	<b>0.00</b>	<b>0</b>	<b>0.00</b>
<b>GRAND TOTAL</b>	<b>\$926,814</b>	<b>0.00</b>	<b>\$1,354,000</b>	<b>0.00</b>	<b>\$1,354,000</b>	<b>0.00</b>	<b>\$0</b>	<b>0.00</b>
GENERAL REVENUE	\$926,814	0.00	\$1,354,000	0.00	\$1,354,000	0.00		0.00
FEDERAL FUNDS	\$0	0.00	\$0	0.00	\$0	0.00		0.00
OTHER FUNDS	\$0	0.00	\$0	0.00	\$0	0.00		0.00

**PROGRAM DESCRIPTION**

**Department: Social Services**

**HB Section(s): 11.050**

**Program Name: Division of Finance and Administrative Services**

**Program is found in the following core budget(s): County Detention Payments**

**1a. What strategic priority does this program address?**

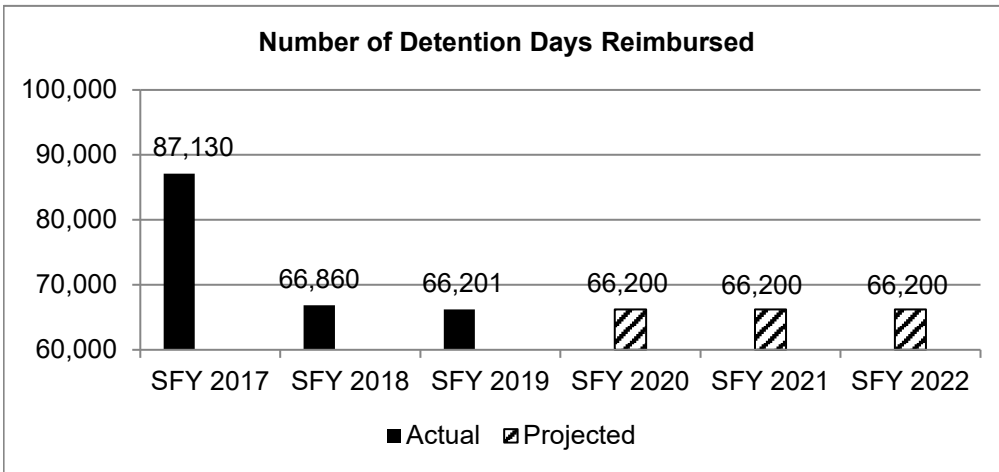
Provide payments to youth county detention centers

**1b. What does this program do?**

Provides payments to approximately 25 county youth detention programs for juveniles detained in the juvenile justice system. Payments are made in accordance with Section 211.156, RSMo. at a daily rate between \$14 and \$37 established by appropriation. The General Assembly appropriated funds for FY20 to provide a daily reimbursement rate of \$14 as authorized by law.

County detention facilities administered locally by the counties and circuit courts are part of the continuum of services designed to protect Missourians from youth that have entered the juvenile justice system. Counties submit reimbursement requests to the Division of Finance and Administrative Services (DFAS) monthly. The DFAS requires the counties to certify in writing that the child for whom reimbursement is requested has been detained in accordance with state statute.

**2a. Provide an activity measure(s) for the program.**



**2b. Provide a measure(s) of the program's quality.**

N/A; these are pass through payments.



**PROGRAM DESCRIPTION**

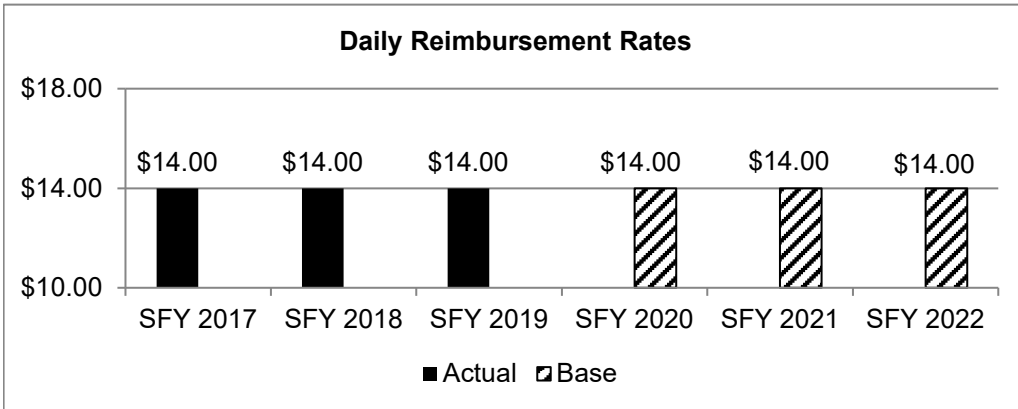
Department: Social Services

HB Section(s): 11.050

Program Name: Division of Finance and Administrative Services

Program is found in the following core budget(s): County Detention Payments

**2c. Provide a measure(s) of the program's impact.**

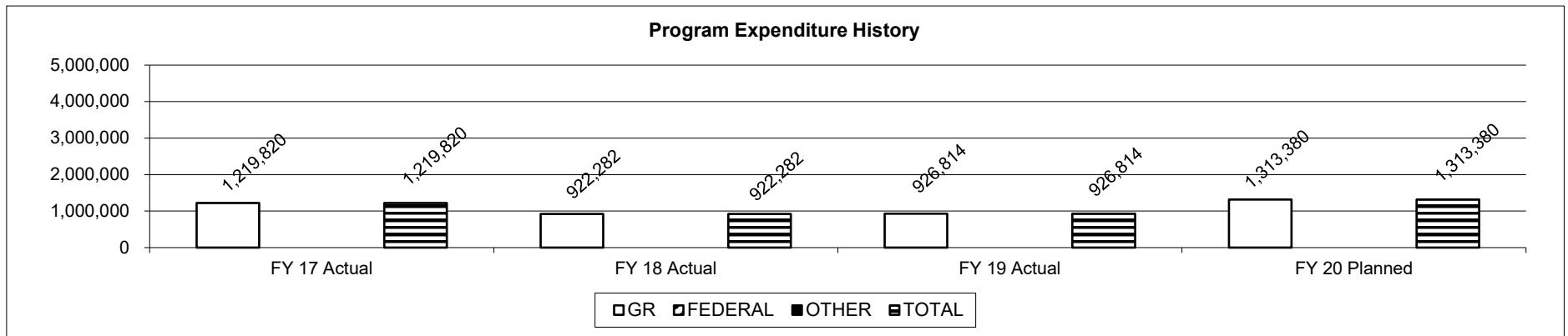


State Statute: Section 211.156, RSMo. at a daily rate between \$14 and \$37 established by appropriation.

**2d. Provide a measure(s) of the program's efficiency.**

Programs are reimbursed in a timely manner.

**3. Provide actual expenditures for the prior three fiscal years and planned expenditures for the current fiscal year. (Note: Amounts do not include fringe benefit costs.)**



Planned FY 2020 expenditures are net of reverted.

**PROGRAM DESCRIPTION**

**Department: Social Services**

**HB Section(s): 11.050**

**Program Name: Division of Finance and Administrative Services**

**Program is found in the following core budget(s): County Detention Payments**

**4. What are the sources of the "Other " funds?**

N/A

**5. What is the authorization for this program, i.e., federal or state statute, etc.? (Include the federal program number, if applicable.)**

State Statute: Sections 211.151 and 211.156, RSMo.

**6. Are there federal matching requirements? If yes, please explain.**

No.

**7. Is this a federally mandated program? If yes, please explain.**

No.

# **Core - Division of Legal Services**



**CORE DECISION ITEM**

Department: Social Services  
 Division: Legal Services  
 Core: Legal Services

Budget Unit: 88912C  
 HB Section: 11.055

**1. CORE FINANCIAL SUMMARY**

	FY 2021 Budget Request					FY 2021 Governor's Recommendation			
	GR	Federal	Other	Total		GR	Federal	Other	Total
PS	1,866,261	3,220,809	771,616	5,858,686	PS				0
EE	44,268	366,489	90,525	501,282	EE				0
PSD	5,360	26,564	0	31,924	PSD				0
TRF					TRF				0
<b>Total</b>	<b>1,915,889</b>	<b>3,613,862</b>	<b>862,141</b>	<b>6,391,892</b>	<b>Total</b>	<b>0</b>	<b>0</b>	<b>0</b>	<b>0</b>
FTE	46.53	67.14	16.21	129.88	FTE				0.00

<b>Est. Fringe</b>	1,230,110	1,944,432	467,529	3,642,071
<i>Note: Fringes budgeted in House Bill 5 except for certain fringes budgeted directly to MoDOT, Highway Patrol, and Conservation.</i>				

<b>Est. Fringe</b>	0	0	0	0
<i>Note: Fringes budgeted in House Bill 5 except for certain fringes budgeted directly to MoDOT, Highway Patrol, and Conservation.</i>				

Other Funds: Third Party Liability Collections Fund (0120) - \$692,161  
 Child Support Enforcement Fund (0169) - \$169,531

Other Funds:

**2. CORE DESCRIPTION**

The Division of Legal Services (DLS) provides comprehensive legal support to all program and support divisions in the Department of Social Services (DSS) to assist division staff with accomplishing the Department's goals and objectives. DLS staff perform functions in five major categories: General Counsel, Litigation, Administrative Hearings, Investigations, and the State Technical Assistance Team.

**3. PROGRAM LISTING (list programs included in this core funding)**

Division of Legal Services

**CORE DECISION ITEM**

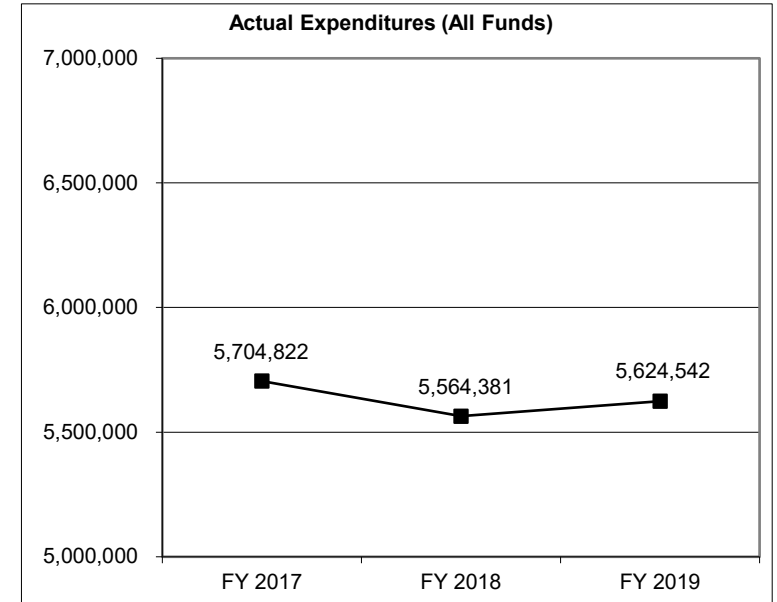
Department: Social Services  
 Division: Legal Services  
 Core: Legal Services

Budget Unit: 88912C

HB Section: 11.055

**4. FINANCIAL HISTORY**

	FY 2017 Actual	FY 2018 Actual	FY 2019 Actual	FY 2020 Current Yr.
Appropriation (All Funds)	5,986,845	5,973,677	6,251,738	6,388,918
Less Reverted (All Funds)	(48,635)	(48,240)	(55,702)	(57,468)
Less Restricted (All Funds)	0	0	0	0
Budget Authority (All Funds)	5,938,210	5,925,437	6,196,036	6,331,450
Actual Expenditures (All Funds)	5,704,822	5,564,381	5,624,542	N/A
Unexpended (All Funds)	233,388	361,056	571,494	N/A
Unexpended, by Fund:				
General Revenue	4	43	0	N/A
Federal	106,399	361,011	471,606	N/A
Other	126,985	2	99,888	N/A
	(1)	(2)	(3)	



Reverted includes the statutory three- percent reserve (when applicable).  
 Restricted includes any Governor's Expenditure Restriction (when applicable).

**NOTES:**

- (1) FY17 - transfer out of \$210,541 GR and 5 FTE to OSCA.
- (2) FY18 - transfer for cost allocation of \$13,168 GR to OA.
- (3) FY19 - transfer out of \$4,284 GR and 0.09 FTE to Office of the Governor.

**CORE RECONCILIATION DETAIL**

**DEPARTMENT OF SOCIAL SERVICES  
DIVISION OF LEGAL SERVICES**

**5. CORE RECONCILIATION DETAIL**

				<b>Budget Class</b>	<b>FTE</b>	<b>GR</b>	<b>Federal</b>	<b>Other</b>	<b>Total</b>	<b>Explanation</b>
<b>TAFP AFTER VETOES</b>										
				PS	129.88	1,866,261	3,220,809	771,616	5,858,686	
				EE	0.00	43,962	324,270	90,076	458,308	
				PD	0.00	5,360	66,564	0	71,924	
				<b>Total</b>	<b>129.88</b>	<b>1,915,583</b>	<b>3,611,643</b>	<b>861,692</b>	<b>6,388,918</b>	
<b>DEPARTMENT CORE ADJUSTMENTS</b>										
Core Reallocation	508	2965		EE	0.00	0	40,000	0	40,000	Core reallocations will more closely align the budget with planned expenditures.
Core Reallocation	508	2965		PD	0.00	0	(40,000)	0	(40,000)	Core reallocations will more closely align the budget with planned expenditures.
Core Reallocation	652	1011		EE	0.00	0	0	449	449	Reallocation of mileage reimbursement
Core Reallocation	652	6354		EE	0.00	306	0	0	306	Reallocation of mileage reimbursement
Core Reallocation	652	2965		EE	0.00	0	2,219	0	2,219	Reallocation of mileage reimbursement
Core Reallocation	1080	6353		PS	(0.00)	0	0	0	0	Core reallocations will more closely align the budget with planned expenditures.
<b>NET DEPARTMENT CHANGES</b>					<b>(0.00)</b>	<b>306</b>	<b>2,219</b>	<b>449</b>	<b>2,974</b>	
<b>DEPARTMENT CORE REQUEST</b>										
				PS	129.88	1,866,261	3,220,809	771,616	5,858,686	
				EE	0.00	44,268	366,489	90,525	501,282	

**CORE RECONCILIATION DETAIL**

**DEPARTMENT OF SOCIAL SERVICES  
DIVISION OF LEGAL SERVICES**

**5. CORE RECONCILIATION DETAIL**

	<b>Budget Class</b>	<b>FTE</b>	<b>GR</b>	<b>Federal</b>	<b>Other</b>	<b>Total</b>	<b>Explanation</b>
<b>DEPARTMENT CORE REQUEST</b>							
	PD	0.00	5,360	26,564	0	31,924	
	<b>Total</b>	<b>129.88</b>	<b>1,915,889</b>	<b>3,613,862</b>	<b>862,141</b>	<b>6,391,892</b>	
<b>GOVERNOR'S RECOMMENDED CORE</b>							
	PS	129.88	1,866,261	3,220,809	771,616	5,858,686	
	EE	0.00	44,268	366,489	90,525	501,282	
	PD	0.00	5,360	26,564	0	31,924	
	<b>Total</b>	<b>129.88</b>	<b>1,915,889</b>	<b>3,613,862</b>	<b>862,141</b>	<b>6,391,892</b>	



**DECISION ITEM SUMMARY**

Budget Unit									
Decision Item	FY 2019	FY 2019	FY 2020	FY 2020	FY 2021	FY 2021	*****	*****	
Budget Object Summary	ACTUAL	ACTUAL	BUDGET	BUDGET	DEPT REQ	DEPT REQ	SECURED	SECURED	
Fund	DOLLAR	FTE	DOLLAR	FTE	DOLLAR	FTE	COLUMN	COLUMN	
<b>DIVISION OF LEGAL SERVICES</b>									
<b>CORE</b>									
PERSONAL SERVICES									
GENERAL REVENUE	1,754,661	39.36	1,866,261	46.53	1,866,261	46.53	0	0.00	
DEPT OF SOC SERV FEDERAL & OTH	2,741,660	61.20	3,220,809	67.14	3,220,809	67.14	0	0.00	
THIRD PARTY LIABILITY COLLECT	588,094	13.12	602,085	13.18	602,085	13.18	0	0.00	
CHILD SUPPORT ENFORCEMENT FUND	68,472	1.53	169,531	3.03	169,531	3.03	0	0.00	
TOTAL - PS	5,152,887	115.21	5,858,686	129.88	5,858,686	129.88	0	0.00	
EXPENSE & EQUIPMENT									
GENERAL REVENUE	47,832	0.00	43,962	0.00	44,268	0.00	0	0.00	
DEPT OF SOC SERV FEDERAL & OTH	313,338	0.00	324,270	0.00	366,489	0.00	0	0.00	
THIRD PARTY LIABILITY COLLECT	87,931	0.00	90,076	0.00	90,525	0.00	0	0.00	
TOTAL - EE	449,101	0.00	458,308	0.00	501,282	0.00	0	0.00	
PROGRAM-SPECIFIC									
GENERAL REVENUE	11	0.00	5,360	0.00	5,360	0.00	0	0.00	
DEPT OF SOC SERV FEDERAL & OTH	20,395	0.00	66,564	0.00	26,564	0.00	0	0.00	
THIRD PARTY LIABILITY COLLECT	2,148	0.00	0	0.00	0	0.00	0	0.00	
TOTAL - PD	22,554	0.00	71,924	0.00	31,924	0.00	0	0.00	
<b>TOTAL</b>	<b>5,624,542</b>	<b>115.21</b>	<b>6,388,918</b>	<b>129.88</b>	<b>6,391,892</b>	<b>129.88</b>	<b>0</b>	<b>0.00</b>	
<b>Pay Plan FY20-Cost to Continue - 0000013</b>									
PERSONAL SERVICES									
GENERAL REVENUE	0	0.00	0	0.00	39,760	0.00	0	0.00	
DEPT OF SOC SERV FEDERAL & OTH	0	0.00	0	0.00	37,857	0.00	0	0.00	
THIRD PARTY LIABILITY COLLECT	0	0.00	0	0.00	8,890	0.00	0	0.00	
TOTAL - PS	0	0.00	0	0.00	86,507	0.00	0	0.00	
<b>TOTAL</b>	<b>0</b>	<b>0.00</b>	<b>0</b>	<b>0.00</b>	<b>86,507</b>	<b>0.00</b>	<b>0</b>	<b>0.00</b>	
<b>CBIZ-Cost to Continue - 0000014</b>									
PERSONAL SERVICES									
GENERAL REVENUE	0	0.00	0	0.00	2,756	0.00	0	0.00	
DEPT OF SOC SERV FEDERAL & OTH	0	0.00	0	0.00	1,724	0.00	0	0.00	

**DECISION ITEM SUMMARY**

Budget Unit									
Decision Item	FY 2019	FY 2019	FY 2020	FY 2020	FY 2021	FY 2021	*****	*****	
Budget Object Summary	ACTUAL	ACTUAL	BUDGET	BUDGET	DEPT REQ	DEPT REQ	SECURED	SECURED	
Fund	DOLLAR	FTE	DOLLAR	FTE	DOLLAR	FTE	COLUMN	COLUMN	
<b>DIVISION OF LEGAL SERVICES</b>									
<b>CBIZ-Cost to Continue - 0000014</b>									
PERSONAL SERVICES									
THIRD PARTY LIABILITY COLLECT	0	0.00	0	0.00	513	0.00	0	0.00	
TOTAL - PS	0	0.00	0	0.00	4,993	0.00	0	0.00	
<b>TOTAL</b>	<b>0</b>	<b>0.00</b>	<b>0</b>	<b>0.00</b>	<b>4,993</b>	<b>0.00</b>	<b>0</b>	<b>0.00</b>	
<b>Mileage Reimbursement - 0000015</b>									
EXPENSE & EQUIPMENT									
GENERAL REVENUE	0	0.00	0	0.00	377	0.00	0	0.00	
DEPT OF SOC SERV FEDERAL & OTH	0	0.00	0	0.00	2,229	0.00	0	0.00	
THIRD PARTY LIABILITY COLLECT	0	0.00	0	0.00	266	0.00	0	0.00	
TOTAL - EE	0	0.00	0	0.00	2,872	0.00	0	0.00	
<b>TOTAL</b>	<b>0</b>	<b>0.00</b>	<b>0</b>	<b>0.00</b>	<b>2,872</b>	<b>0.00</b>	<b>0</b>	<b>0.00</b>	
<b>GRAND TOTAL</b>	<b>\$5,624,542</b>	<b>115.21</b>	<b>\$6,388,918</b>	<b>129.88</b>	<b>\$6,486,264</b>	<b>129.88</b>	<b>\$0</b>	<b>0.00</b>	

**DECISION ITEM DETAIL**

Budget Unit	FY 2019	FY 2019	FY 2020	FY 2020	FY 2021	FY 2021	*****	*****
Decision Item	ACTUAL	ACTUAL	BUDGET	BUDGET	DEPT REQ	DEPT REQ	SECURED	SECURED
Budget Object Class	DOLLAR	FTE	DOLLAR	FTE	DOLLAR	FTE	COLUMN	COLUMN
<b>DIVISION OF LEGAL SERVICES</b>								
<b>CORE</b>								
ADMIN OFFICE SUPPORT ASSISTANT	352,671	11.43	365,429	11.28	365,429	11.00	0	0.00
SR OFFICE SUPPORT ASSISTANT	242,600	9.20	280,049	10.28	273,387	11.74	0	0.00
RESEARCH ANAL I	36,031	1.01	36,892	1.00	36,892	1.00	0	0.00
EXECUTIVE I	29,737	0.87	37,445	1.00	36,905	1.00	0	0.00
PROGRAM DEVELOPMENT SPEC	85,419	1.97	49,565	1.00	49,565	1.00	0	0.00
INVESTIGATOR I	152,202	4.72	195,010	5.00	195,010	5.00	0	0.00
INVESTIGATOR II	768,149	19.77	739,321	18.04	739,321	18.04	0	0.00
INVESTIGATOR III	603,483	14.02	809,471	17.10	809,471	17.10	0	0.00
INVESTIGATION MGR B1	112,756	2.24	93,763	2.00	93,763	2.00	0	0.00
SOCIAL SERVICES MGR, BAND 1	44,797	1.01	44,930	1.00	45,470	1.00	0	0.00
DESIGNATED PRINCIPAL ASST DEPT	937	0.01	0	0.00	0	0.00	0	0.00
DIVISION DIRECTOR	101,225	1.01	97,401	1.00	103,298	1.00	0	0.00
DEPUTY DIVISION DIRECTOR	70,321	1.01	76,507	1.00	77,272	1.00	0	0.00
LEGAL COUNSEL	1,212,096	21.04	1,400,940	27.40	1,400,940	27.00	0	0.00
HEARINGS OFFICER	841,950	15.61	1,085,639	22.76	1,085,639	22.00	0	0.00
STUDENT INTERN	44	0.00	0	0.00	0	0.00	0	0.00
MISCELLANEOUS PROFESSIONAL	70,773	1.13	65,888	0.98	65,888	1.00	0	0.00
SPECIAL ASST PROFESSIONAL	273,910	5.23	304,904	5.04	304,904	5.00	0	0.00
SPECIAL ASST OFFICE & CLERICAL	153,479	3.93	175,532	4.00	175,532	4.00	0	0.00
INVESTIGATOR	307	0.00	0	0.00	0	0.00	0	0.00
<b>TOTAL - PS</b>	<b>5,152,887</b>	<b>115.21</b>	<b>5,858,686</b>	<b>129.88</b>	<b>5,858,686</b>	<b>129.88</b>	<b>0</b>	<b>0.00</b>
TRAVEL, IN-STATE	53,832	0.00	42,499	0.00	56,806	0.00	0	0.00
TRAVEL, OUT-OF-STATE	1,303	0.00	1,459	0.00	1,459	0.00	0	0.00
SUPPLIES	147,803	0.00	194,688	0.00	194,688	0.00	0	0.00
PROFESSIONAL DEVELOPMENT	31,546	0.00	35,181	0.00	35,181	0.00	0	0.00
COMMUNICATION SERV & SUPP	77,213	0.00	117,114	0.00	105,245	0.00	0	0.00
PROFESSIONAL SERVICES	21,602	0.00	40,760	0.00	40,760	0.00	0	0.00
HOUSEKEEPING & JANITORIAL SERV	1,220	0.00	216	0.00	216	0.00	0	0.00
M&R SERVICES	37,541	0.00	14,860	0.00	14,860	0.00	0	0.00
COMPUTER EQUIPMENT	1,499	0.00	0	0.00	0	0.00	0	0.00
OFFICE EQUIPMENT	551	0.00	15	0.00	551	0.00	0	0.00
OTHER EQUIPMENT	67,354	0.00	1,503	0.00	41,503	0.00	0	0.00

**DECISION ITEM DETAIL**

Budget Unit	FY 2019	FY 2019	FY 2020	FY 2020	FY 2021	FY 2021	*****	*****
Decision Item	ACTUAL	ACTUAL	BUDGET	BUDGET	DEPT REQ	DEPT REQ	SECURED	SECURED
Budget Object Class	DOLLAR	FTE	DOLLAR	FTE	DOLLAR	FTE	COLUMN	COLUMN
<b>DIVISION OF LEGAL SERVICES</b>								
<b>CORE</b>								
BUILDING LEASE PAYMENTS	10	0.00	0	0.00	0	0.00	0	0.00
EQUIPMENT RENTALS & LEASES	104	0.00	0	0.00	0	0.00	0	0.00
MISCELLANEOUS EXPENSES	7,523	0.00	10,013	0.00	10,013	0.00	0	0.00
<b>TOTAL - EE</b>	<b>449,101</b>	<b>0.00</b>	<b>458,308</b>	<b>0.00</b>	<b>501,282</b>	<b>0.00</b>	<b>0</b>	<b>0.00</b>
DEBT SERVICE	22,433	0.00	71,924	0.00	31,924	0.00	0	0.00
REFUNDS	121	0.00	0	0.00	0	0.00	0	0.00
<b>TOTAL - PD</b>	<b>22,554</b>	<b>0.00</b>	<b>71,924</b>	<b>0.00</b>	<b>31,924</b>	<b>0.00</b>	<b>0</b>	<b>0.00</b>
<b>GRAND TOTAL</b>	<b>\$5,624,542</b>	<b>115.21</b>	<b>\$6,388,918</b>	<b>129.88</b>	<b>\$6,391,892</b>	<b>129.88</b>	<b>\$0</b>	<b>0.00</b>
<b>GENERAL REVENUE</b>	<b>\$1,802,504</b>	<b>39.36</b>	<b>\$1,915,583</b>	<b>46.53</b>	<b>\$1,915,889</b>	<b>46.53</b>		<b>0.00</b>
<b>FEDERAL FUNDS</b>	<b>\$3,075,393</b>	<b>61.20</b>	<b>\$3,611,643</b>	<b>67.14</b>	<b>\$3,613,862</b>	<b>67.14</b>		<b>0.00</b>
<b>OTHER FUNDS</b>	<b>\$746,645</b>	<b>14.65</b>	<b>\$861,692</b>	<b>16.21</b>	<b>\$862,141</b>	<b>16.21</b>		<b>0.00</b>

## PROGRAM DESCRIPTION

Department: Social Services

HB Section(s): 11.055

Program Name: Division of Legal Services

Program is found in the following core budget(s): Division of Legal Services

### 1a. What strategic priority does this program address?

Providing legal and investigation services

### 1b. What does this program do?

The Division of Legal Services (DLS) provides comprehensive legal support to all program and support divisions in the Department of Social Services (DSS) to division staff with accomplishing the Department's goals and objectives.

DLS is functionally organized into five major sections:

#### General Counsel

The General Counsel and Director of the Division of Legal Services is responsible for supervising the functions of the Division of Legal Services, for providing legal advice to the Directors of the Department and the Divisions within the Department. The General Counsel also directly supervises the Special Counsels for each of the program divisions, who provide legal research and advice on the individual programs; work with the Attorney General's office in defending complex litigation involving DSS; prepare fiscal notes and legal analysis on pending legislation; review and draft contracts; review and draft administrative regulations; assist the Communications Director in administering DSS' compliance with the Sunshine law; and ensuring DSS's compliance with privacy laws.

#### Litigation

The Litigation Section provides legal counsel and representation to the Department of Social Services and its divisions. The Chief Counsel for Litigation administers the section and assists the General Counsel in providing legal assistance and advice to the DSS Director to ensure that the programs and policies of the Department are implemented in the manner provided by law. Litigation attorneys are based in offices in Jefferson City, St. Louis, Independence and Springfield. The Permanency Attorney Initiative (PAI) unit was moved to DLS and is now overseen by the Chief Counsel for Litigation. The PAI unit was created to address institutional and cultural barriers to swift and safe permanency. The PAI unit consists of 17 attorneys and is embedded in Children's Division offices in 16th, 21st, and 39th Circuits. The PAI attorneys provide legal advice and representation to the Children's Division.

Litigation attorneys provide legal representation in juvenile court to facilitate the process of children in care reaching permanency swiftly and safely. DLS attorneys also represent DSS in administrative hearings and Blind Pension appeals. Additional duties include, but are not limited to:

- Providing legal advice and representation to the child abuse and neglect system, and defending the Department's decisions in Circuit Court;
- Providing legal advice and representation to Children's Division on matters relating to licensure of foster homes, including actions pertaining to sanctioning of these entities;
- Providing legal advice and representation to the Division of Youth Services to assure that its mission of addressing the needs of delinquent youth is attained;
- Providing legal advice and representation on matters involving compliance with laws governing the confidentiality of records including subpoenas and discovery requests; and
- Serving as a liaison between the Department and its divisions, and the Missouri Attorney General's Office on cases involving routine litigation.

## PROGRAM DESCRIPTION

**Department: Social Services**

**HB Section(s): 11.055**

**Program Name: Division of Legal Services**

**Program is found in the following core budget(s): Division of Legal Services**

### Administrative Hearings

The Administrative Hearings Section is comprised of hearing officers based in Jefferson City, St. Louis and Independence who conduct hearings related to child support enforcement and public benefits. The attorneys who conduct child support hearings are qualified and trained to provide full and fair hearings in all facets of the child support process, including establishment, enforcement, and modification of administrative child support orders.

Hearing officers within the Administrative Hearings Section also provide administrative hearings for public benefit and service recipients who are challenging a decision of the Family Support Division or the MO HealthNet Division. These due process hearings provide a forum for determining whether the denial or termination of public benefits or services was justified. These hearing officers provide due process to all participants expeditiously and promote the integrity of state programs, including food stamps, cash assistance, and medical assistance programs. Hearings Officers also process some hearings for the Department of Health and Senior Services and the Department of Mental Health.

Hearing officers also hear provider appeals of Children's Divisions' decisions to deny or revoke the registration of child care providers from the state's childcare subsidy program and conduct hearings on adoption and foster home licensure.

### Investigations

The Investigation Section is divided into three units: Welfare Investigations Unit (WIU), Claims and Restitution Unit (C&R), and the General Assignment Unit (GAU).

The Welfare Investigations Unit (WIU) conducts welfare fraud and abuse investigations committed by public assistance recipients. These investigations can result in the criminal prosecution of offenders, civil collections of inappropriately paid benefits, deter fraud and increase cost avoidance. Additionally WIU

- Staffing four regional welfare fraud/abuse hotlines;
- Conducting all collections interviews and procuring promissory notes;
- Conducting all DSS employee threat investigations; and
- Preparing for and testifying in administrative hearings and criminal court proceedings.

Claims and Restitution Unit (C&R) is responsible for collection efforts for all claims in the public assistance programs administer by DSS. C&R operates and manages the Claims Accounting Restitution System (CARS) and administers the Treasury Offset Program.

General Assignment Unit (GAU) handles Personnel Investigations. It is divided into two sub-units: Professional Standards Unit (PSU) and the Special Assignment Unit (SAU).

**PROGRAM DESCRIPTION**

**Department: Social Services**

**HB Section(s): 11.055**

**Program Name: Division of Legal Services**

**Program is found in the following core budget(s): Division of Legal Services**

The PSU is responsible for conducting criminal, personnel and internal investigations involving DSS, its employees and contracted vendors. This unit also furnishes technical support and investigative assistance to the various DSS divisions in their administration and control of departmental programs. The SAU conducts background investigations, and associated research in support of DSS Investigations, as well as background checks on prospective DSS employees.

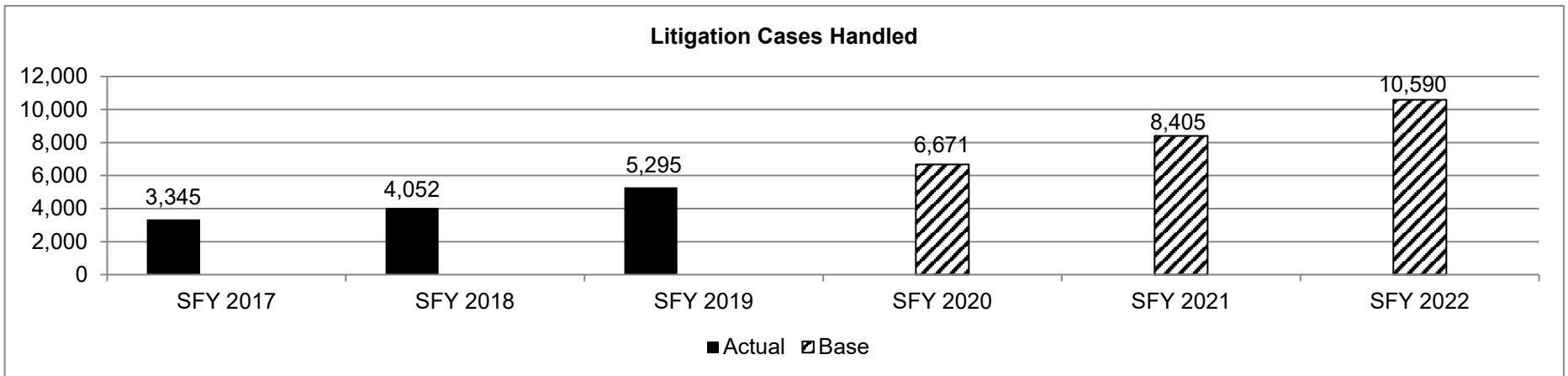
The Special Assignment Unit is responsible for conducting criminal, personnel, and internal investigations to strengthen departmental integrity. This unit also furnishes technical support and investigative assistance to the DSS divisions in their administration and control of departmental programs.

State Technical Assistance Team

The State Technical Assistance Team (STAT) assists in the investigation of child abuse, child neglect, child sexual abuse, child exploitation/pornography or child fatality cases, as described in Sections 660.520 to 660.528, RSMo, upon the request of local, state or federal law enforcement, prosecuting officials, Department of Social Services staff, representatives of the family courts, medical examiners, coroners or juvenile officers. As licensed peace officers by the Director of the Department of Public Safety pursuant to Chapter 590, RSMo, STAT investigators are deemed peace officers and have powers of arrest, limited to offenses involving child abuse, child neglect, child sexual abuse, child exploitation/pornography or child fatality. STAT assists county multidisciplinary teams in the development and implementation of protocols for the investigation and prosecution of child abuse, child neglect, child sexual abuse, child exploitation/pornography or child fatality.

DLS also coordinates the department's compliance with the federal Health Insurance Portability and Accountability Act (HIPPA) and other state and federal privacy mandates. HIPPA requires that the Department have a privacy officer to oversee the Department's implementation of HIPPA standards within the Department and training of Department employees on HIPPA standards and the continuous compliance with the rules.

**2a. Provide an activity measure(s) for the program.**



These numbers may not include cases carried over from the prior fiscal year.

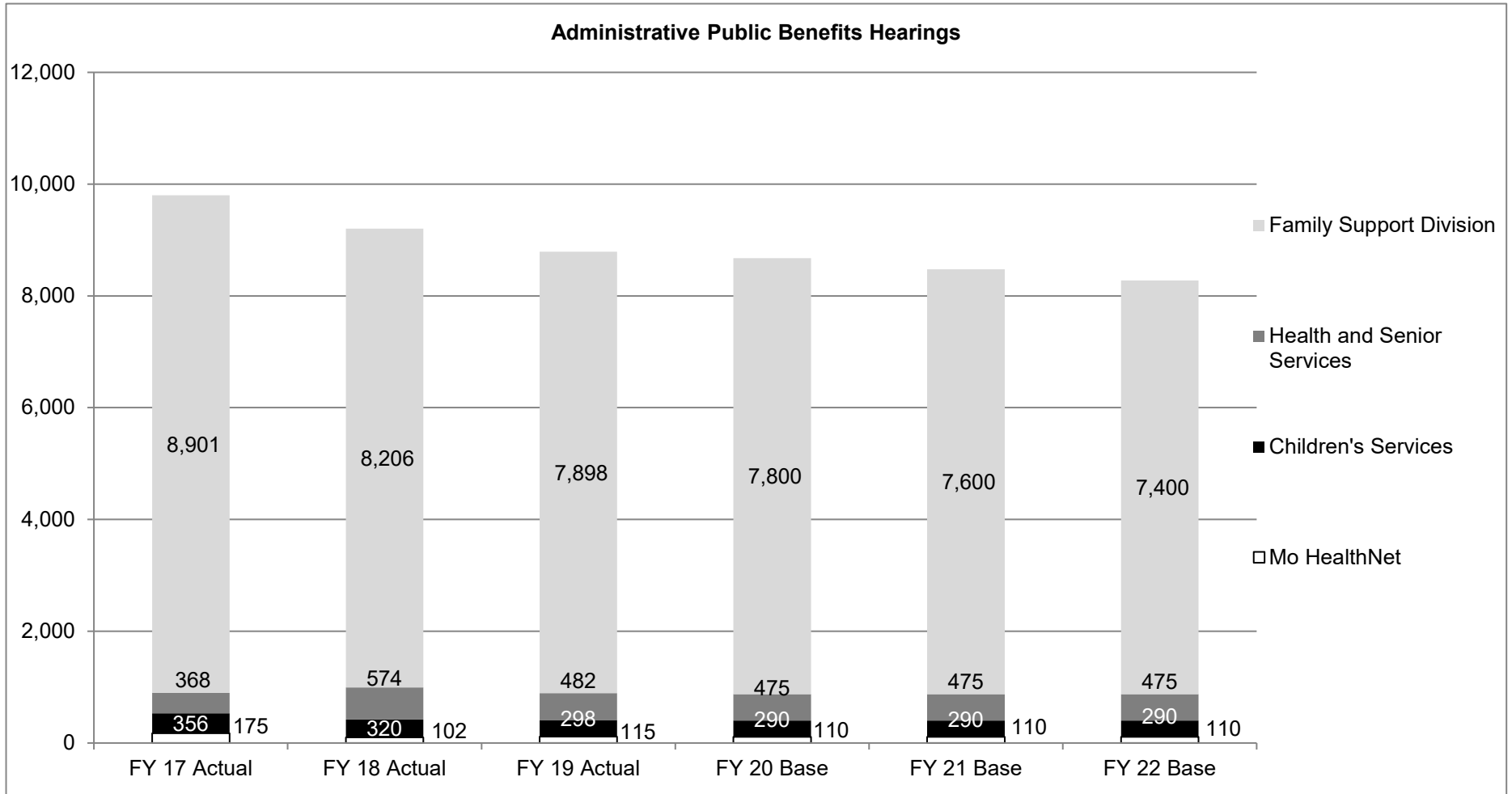
**PROGRAM DESCRIPTION**

**Department: Social Services**

**HB Section(s): 11.055**

**Program Name: Division of Legal Services**

**Program is found in the following core budget(s): Division of Legal Services**






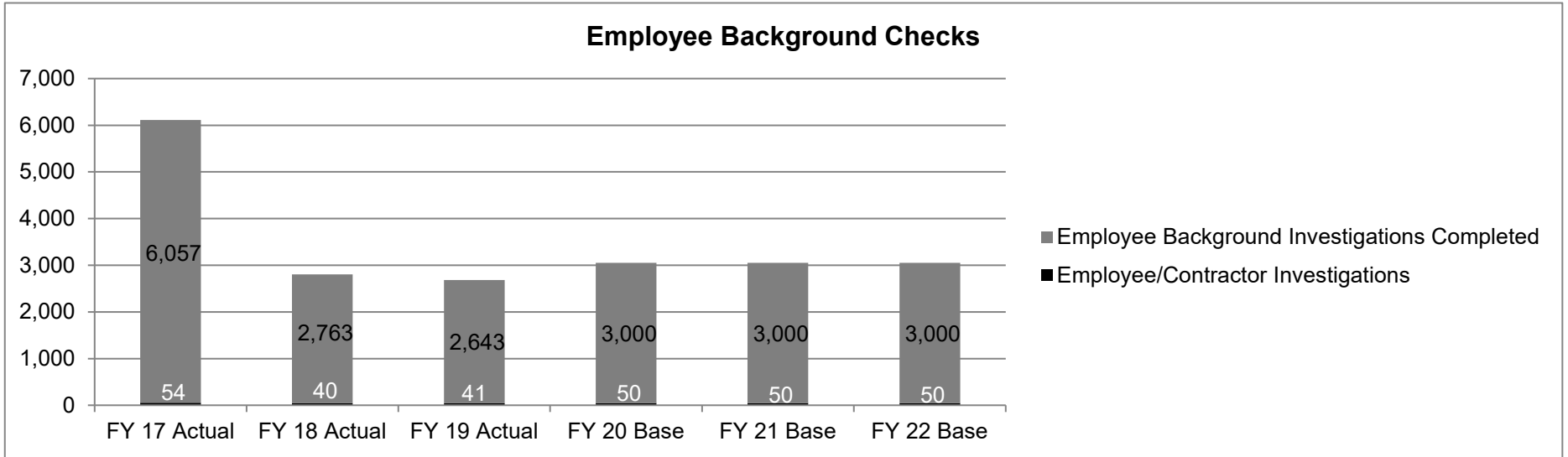
**PROGRAM DESCRIPTION**

**Department: Social Services**

**HB Section(s): 11.055**

**Program Name: Division of Legal Services**

**Program is found in the following core budget(s): Division of Legal Services**



**PROGRAM DESCRIPTION**

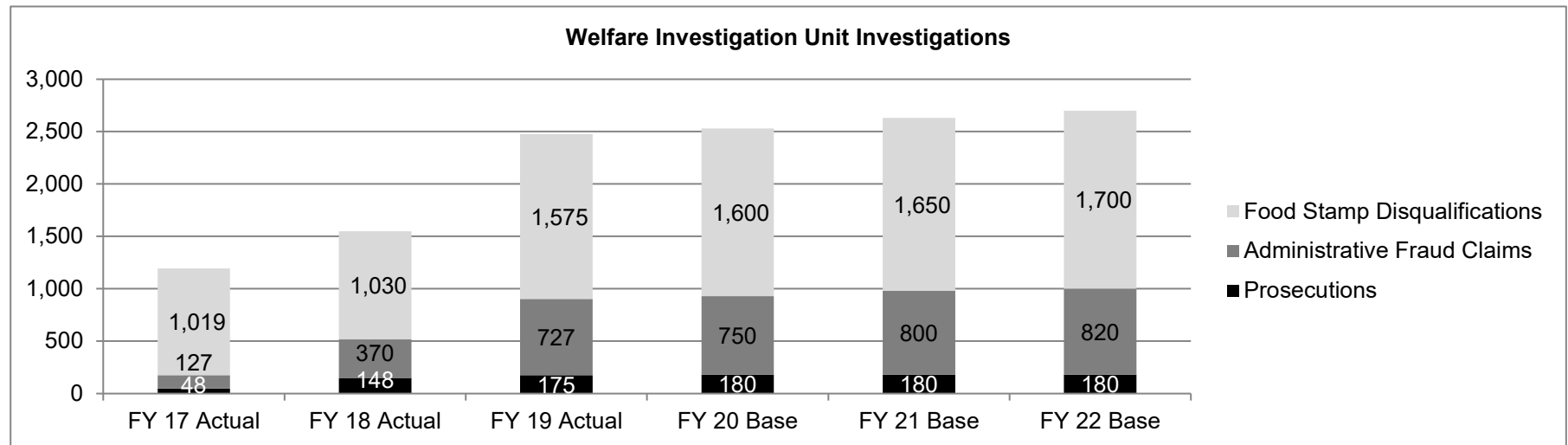
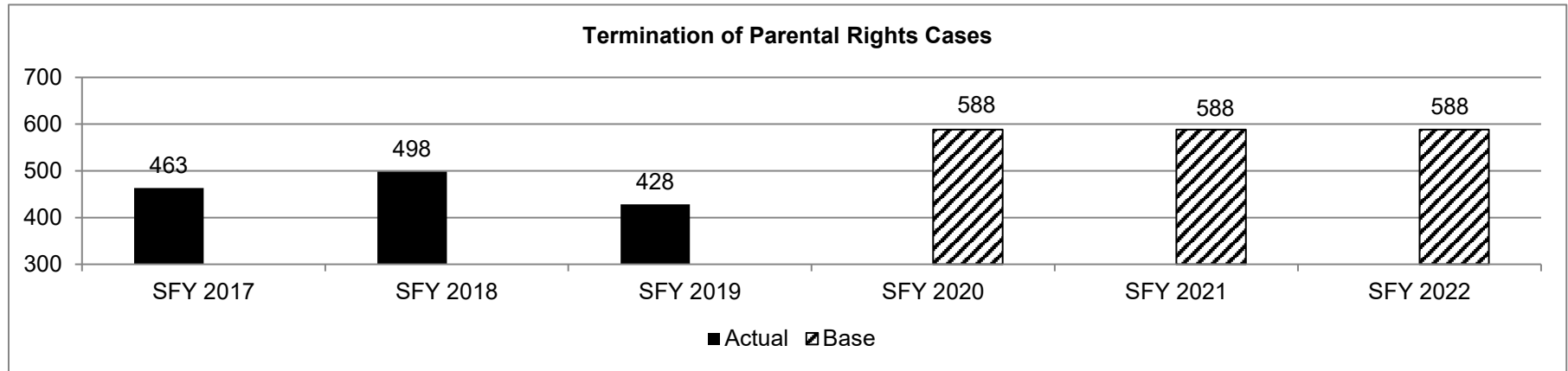
Department: Social Services

HB Section(s): 11.055

Program Name: Division of Legal Services

Program is found in the following core budget(s): Division of Legal Services

**2b. Provide a measure(s) of the program's quality.**



WIU Investigators conduct criminal investigations on all cases, with the understanding that welfare fraud and abuse is a crime. The most egregious cases are sent for criminal prosecutions and the remainder for administrative actions. Disqualification from the Food Stamp Program results from an intentional program violation, which includes, fraud and EBT trafficking.

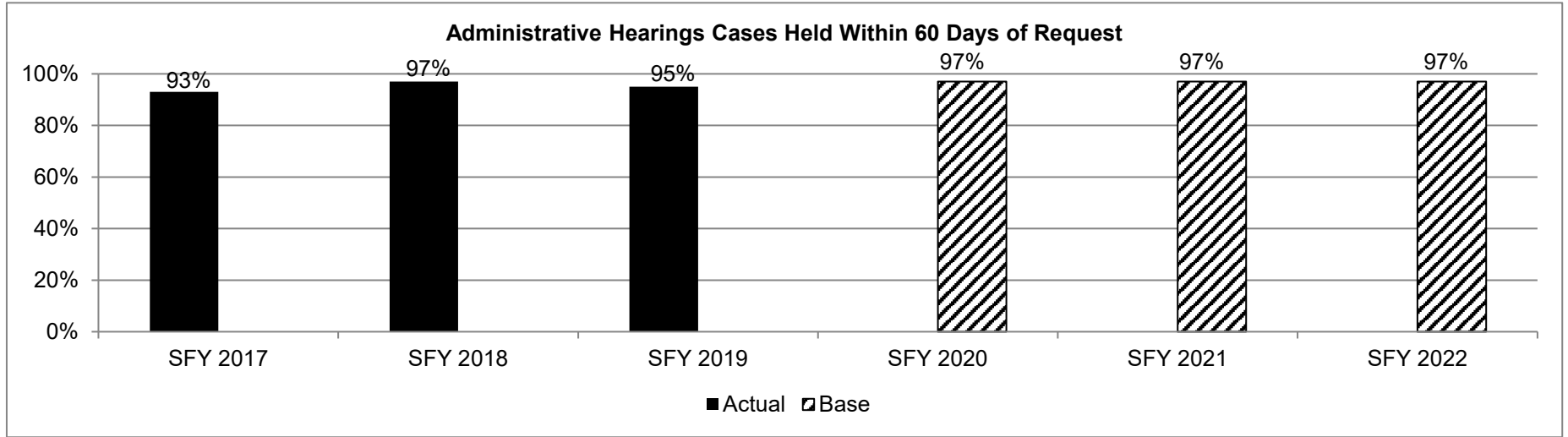
**PROGRAM DESCRIPTION**

Department: Social Services

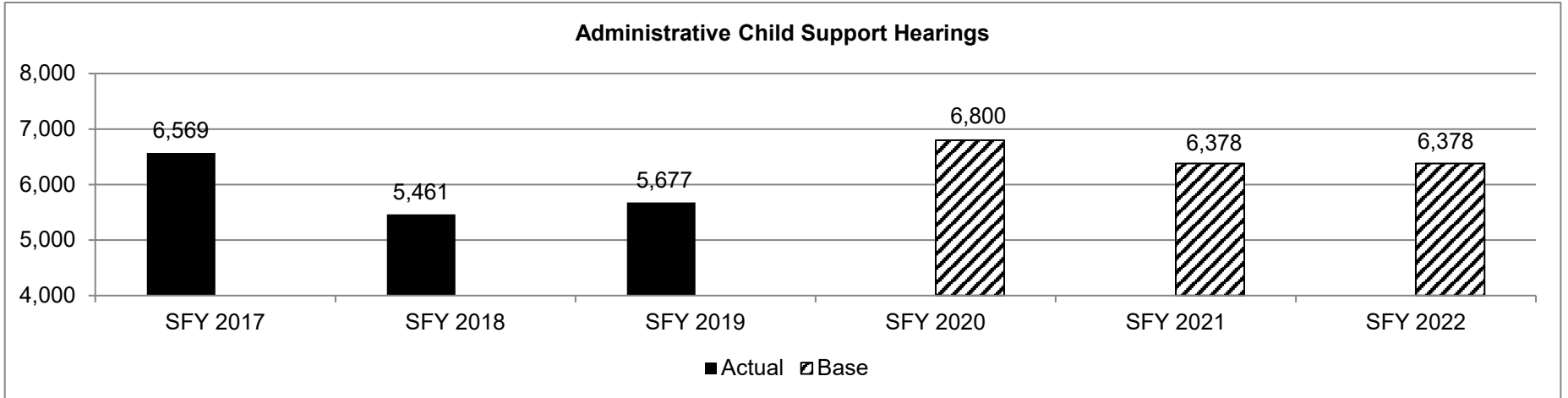
HB Section(s): 11.055

Program Name: Division of Legal Services

Program is found in the following core budget(s): Division of Legal Services



**2c. Provide a measure(s) of the program's impact.**



**PROGRAM DESCRIPTION**

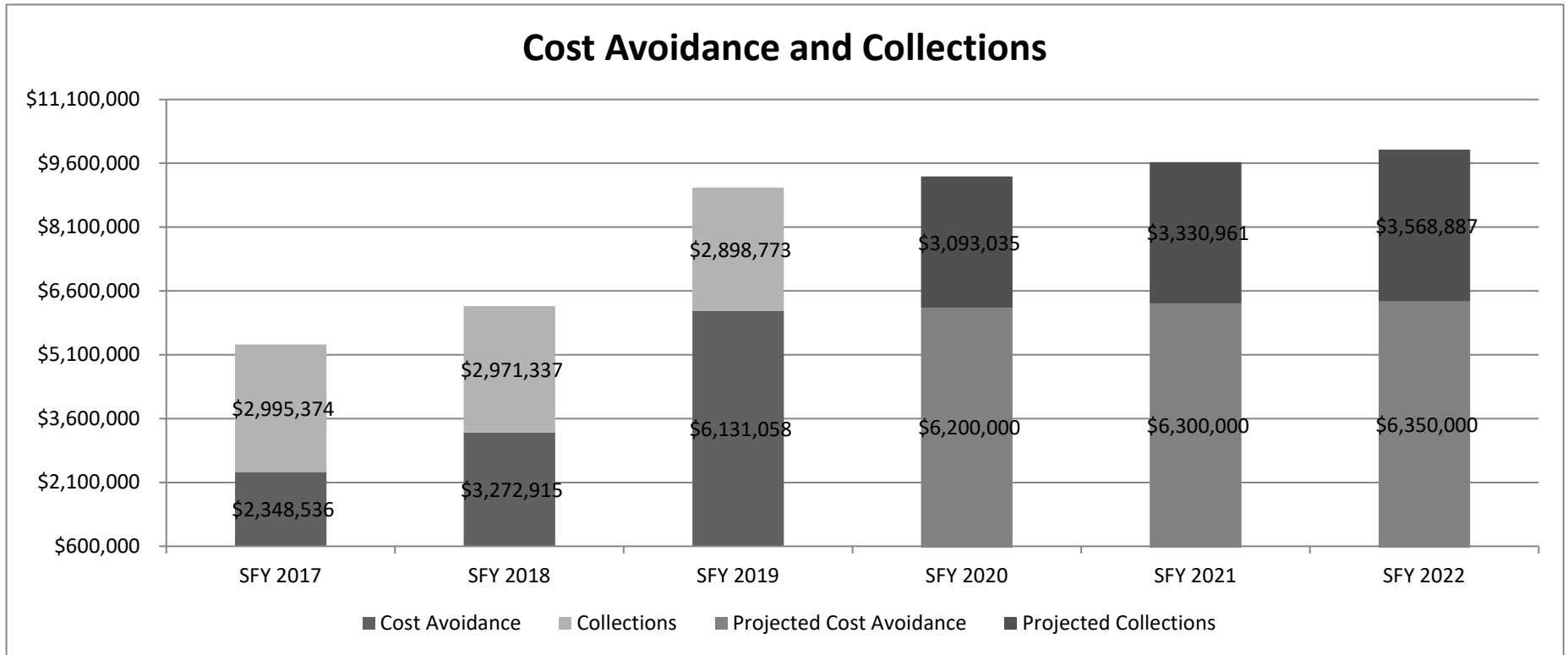
Department: Social Services

HB Section(s): 11.055

Program Name: Division of Legal Services

Program is found in the following core budget(s): Division of Legal Services

**2d. Provide a measure(s) of the program's efficiency.**



**PROGRAM DESCRIPTION**

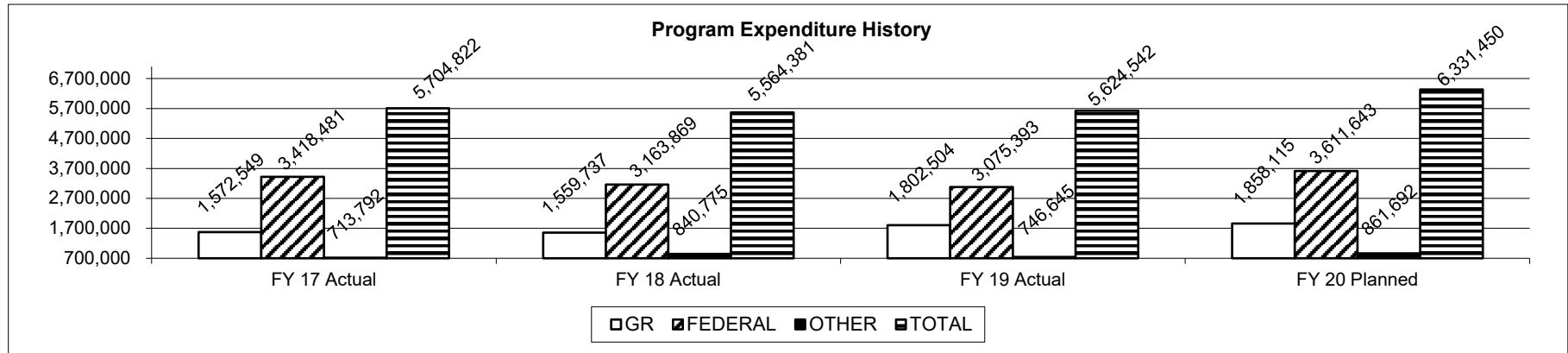
Department: Social Services

HB Section(s): 11.055

Program Name: Division of Legal Services

Program is found in the following core budget(s): Division of Legal Services

**3. Provide actual expenditures for the prior three fiscal years and planned expenditures for the current fiscal year. (Note: Amounts do not include fringe benefit costs.)**



Planned FY 2020 expenditures are net of reserves and reverted.

**4. What are the sources of the "Other " funds?**

Third Party Liability Collections Fund (0120) and Child Support Enforcement Fund (0169)

**5. What is the authorization for this program, i.e., federal or state statute, etc.? (Include the federal program number, if applicable.)**

Chapters 205, 207, 208, 209, 210, 211, 219, 452, 453, 454, 455, 473, 536, 621, 660 and Section 570.410, RSMo.; Medicaid 42 USC Chapter 7 subchapter XIX, Section 1396; 20 CFR 404 1001-1096; 1501-1675 subchapter 8(1,2); 42 CFR 440-441,483; 45 CFR 205 and 206; TANF 45 CFR 233, 261, 262; 45 CFR Part 303; 45 CFR 302.50; 45 CFR 302.70 (2); 7 CFR 273.18; 42 CFR 456.3(a); 42 CFR 456.1-456.23; 42 USC Section 5106a; 42 USC Sections 670-680; 42 USC 9858; 45 CFR 98.40 - 98.49; 45 CFR 302.60; 45 CFR 302.65; 42 USC 651-669b, 7 CFR 271-285, 20 CFR 404-416.

**6. Are there federal matching requirements? If yes, please explain.**

Expenditures are allocated in accordance with the methodology outlined in the department's cost allocation plan and charged to corresponding grants or used as maintenance of effort as appropriate.

## PROGRAM DESCRIPTION

Department: Social Services

HB Section(s): 11.055

Program Name: Division of Legal Services

Program is found in the following core budget(s): Division of Legal Services

### 7. Is this a federally mandated program? If yes, please explain.

Yes, some activities are mandated by federal law or regulation. The Division of Legal Services (DLS) performs administrative hearings for the following programs: MO HealthNet, TANF, Food Stamps and Child Support. Administrative child support establishment and modification procedures are federally mandated to receive Social Security funding under 42 USC 654, as well as being specified within individual public benefit program statutes. An administrative hearing process is mandated for public benefits programs as follows: TANF 42 USC 602. MO HealthNet ("medical assistance" / title XIX) 42 USC 1396a. Food Stamps 7 CFR 273.15 and 7 USC 2020. Food Stamp Disqualification 7 USC 2015. DLS provides investigation services for food stamp fraud, claims and restitution and MO HealthNet fraud. The litigation section manages cases related to MO HealthNet utilization, child protection and permanency planning in the areas of foster care, adoption and reunification. The Investigations section is pursuant to CFR 273.16, which states in part: The State agency shall be responsible for investigating any case of alleged intentional Program violation, and ensuring that appropriate cases are acted upon either through administrative disqualification hearings or referral to a court of appropriate jurisdiction in accordance with the procedures outlines in this section.

A complete list of federal mandates can be found with each program description in the divisions that administer the above listed programs.