

FISCAL YEAR

2021

OPERATING BUDGET REQUEST  
DEPARTMENT REQUEST



DEPARTMENT OF  
HIGHER EDUCATION &  
WORKFORCE DEVELOPMENT

DEPARTMENT PROGRAMS  
& ADMINISTRATION

[dhewd.mo.gov](http://dhewd.mo.gov)



**Department of Higher Education  
FY 2021 Budget  
Table of Content**

**Book 1**

**Overview Information**

Coordinating Board	1
Department Overview	2
Department Organizational Information	3
Organizational Structure	5
Map of Missouri Colleges and Universities	6
Map of Missouri's Job Centers	7
State Auditor's Reports and Oversight Evaluations	8
Programs Subject to Missouri Sunset Act	9
Higher Education Strategic Management Priorities	10
Higher Education Strategic Overview	11
Executive Budget Summary	12

**Department Requests**

Pay Plan – FY 2020 Cost to Continue	14
Market Adj. Pay Plan – FY 2020 Cost to	24
Continue Mileage Reimbursement Rate Increase	30

**Coordination Administration and Programs**

Core-Coordination Administration	37
Flexibility Request	44
Program Description	48
Program Description-Out-of-State Approval Program	54
Increase – Core 42 Course Data Collection	58
Increase - Dual Credit Certification	67
Core-Grant/Scholarship Administration	76
Flexibility Request	81

**Book 2**

**Higher Education Initiatives**

Core-State Tech Deferred Maintenance	497
Core-MU S&T Project Lead the Way Program Description	502 507
Core-MSSU STEM Expansion	511
Core-Crowder Nursing Expansion	516

**Community College Operating Budget**

Core-Community College Appropriations Program Description-Community College Appropriations	521 527
Program Description-Community College Maintenance and Repair	531
Increase-Performance Funding-Workforce	533
Increase-Maintenance and Repair	540
Increase-Returning Heroes	547
Core-Tax Refund Offset	554

**Technical College Operating Budget**

Core-State Technical College of Missouri Program Description	559 564
Increase-Performance Funding-Workforce	569
Increase-Maintenance and Repair	576

## Book 1

### Coordination Administration and Programs (Cont.)

Program Description	84
Increase – Fast Track Scholarship – PS/EE	88
Increase – Dual Credit Scholarship Program (SB 997) - EE	95
Increase – A+ Dual Credit Program (HB 604, 2019) – PS/EE	103
Core- MoExcels	111
Increase	117
Core-Proprietary Schools Administration	125
Program Description	131
Core- Proprietary School Bond	135
Program Description	140
Midwestern Higher Education Compact	142
Program Description	147
Core-New Federal Grants and Donations	152
Program Description	157
Core-Other Grants/Donations	159
Program Description	164
Core-Legal Expense Fund Transfer	166
<b>Financial Assistance and Outreach Programs</b>	
Missouri Student Financial Assistance Programs 2017-2018	
Payment Table	171
Core Transfer-Academic Scholarship Program (Bright Flight)	182
Increase-GR Pickup	187
Increase	194

## Book 2

### Technical College Operating Budget (Cont.)

Increase-Returning Heroes	582
---------------------------	-----

### Four-year Institutions Operating Budget

Core-Public Universities Appropriations	589
Program Description-University of Central Missouri	595
Program Description-Southeast Missouri State University	602
Program Description-Missouri State University	609
Program Description-Lincoln University	618
Program Description-Lincoln University Land Grant Match	625
Program Description-Truman State University	633
Program Description-Northwest Missouri State University	640
Program Description-Missouri Southern State University	647
Program Description-Missouri Western State University	654
Program Description-Harris-Stowe State University	661
Program Description-University of Missouri Campuses	669
Core-University of Missouri Greenley Research Center	674
Program Description	676
Program Description-UMKC Neighborhood initiative	679
Program Description-UMKC/MSU Doctorate in Pharmacy	683
Program Description-MU Medical School Residency	
Program Expansion	687
Program Description- Missouri S&T and Missouri State	
University Engineering Expansion	691
Increase-UM Alzheimer’s Research Funding	695
Increase-Performance Funding-Workforce	701
Increase-Maintenance and Repair	717
Increase-Returning Heroes	732

## Book 1

### Financial Assistance and Outreach Programs (Cont.)

Core-Bright Flight	200
Program Description	205
Core Transfer-Access Missouri Financial Assistance Program	209
Increase-GR Pickup	214
Increase	220
Core-Access Missouri Financial Assistance Program	227
Program Description	232
Core Transfer-A+ Schools Program	236
Increase	241
Increase- Core Transfer-A+ Dual Credit Prog. (HB 604, 2019)	247
Core-A+ Schools Program	255
Program Description	260
Increase	264
Increase-Core-A+ Dual Credit Program (HB 604, 2019)	270
Core Transfer-Fast Track Scholarship	280
Increase	283
Core-Fast Track Scholarship	290
Program Description	294
Increase	296

## Book 2

### University of Missouri Related Programs

Core-Precision Health Initiative	747
Program Description	752
Core-St. Louis International Collaboration	758
Program Description	763
Core-Missouri Telehealth Network	767
Program Description-Missouri Telehealth Network	772
Program Description-Extension for Community Healthcare Outcomes	776
Core-Spinal Cord Injury	781
Program Description	786
Core-Missouri Kidney Program	789
Program Description	793
Kidney Program Map	798
Core-State Historical Society	799
Program Description	804
Increase	809
State Seminary	815
Program Description	824

### Supplemental Requests

Tax Refund Offset – University of Missouri System	828
Tax Refund Offset – Southeast Missouri State Univ.	833

### Capital Improvements

Capital Improvements Letter	838
Higher Education Capital Fund Certified Proj. for FY 2021	839
Ranked FY 2021 Capital Improvement Projects	840
FY 2021 Institutional Capital Funding Request – FYI Only	841



## Book 1

### Financial Assistance and Outreach Programs (Cont.)

Core Transfer – Marguerite Ross Barnett Scholarship	303
Core-Marguerite Transfer Barnett Scholarship	308
Program Description	314
Core-Advance Placement Incentive Grant	317
Program Description	323
Core-Public Service Officer Grant Program	326
Program Description	331
Increase	335
Core-Wartime Veteran Survivor Grant Programs	341
Program Description	346
Increase	348
Core-Kids’ Chance Scholarship Program	356
Program Description	361
Increase-Core Transfer-Dual Credit Scholarship Program (SB 997)	365
Increase-Core Credit Scholarship Program (SB 997)	374
Core-Minority & Underrepresented Environmental Literacy Program	382
Program Description	387

### Missouri Student Loan Program

Core-Loan Program Administration	391
Flexibility Request	395
Program Description	398

## Book 1

### Missouri Student Loan Program (Cont.)

Core- Federal Loan Compliance	403
Program Description	408
Core-Collection Payments Transfer	412
Core-Federal Student Loan Reserve Fund	417
Program Description	422
Core-Tax Refund Offset	426
Core-Transfer to Federal student Loan Reserve Fund	431

### Workforce Development

Core-Workforce Administration	436
Program Description	450
Core- Workforce Autism	455
Program Description	460
Core-Missouri's Economic Research and Information Center (MERIC)	463
Program Description	469
Core-Workforce Programs	473
Program Description	478
Core-Pre-apprenticeship	483
Program Description	485
Computer Programming Apprenticeships	489
Program Description	494

**THIS PAGE INTENTIONALLY LEFT BLANK**

## COORDINATING BOARD FOR HIGHER EDUCATION MEMBERS



**Douglas R. Kennedy**  
Chair  
8th Congressional  
District (D)




**Mike Thomson**  
Vice Chair  
6th Congressional  
District (R)



**Joe Cornelison**  
Secretary  
At Large  
Member (R)

**VACANCY**  
1st Congressional District



**W. Dudley McCarter**  
2nd Congressional  
District (I)



**Shawn Saale**  
3rd Congressional  
District (R)



**Robin Wenneker**  
4th Congressional  
District (I)



**Gwendolyn Grant**  
5th Congressional  
District (D)



**Gary Nodler**  
7th Congressional  
District (R)



About Us: The Missouri Department of Higher Education & Workforce Development develops, coordinates and implements a plan that outlines how the state’s postsecondary education system and public workforce system can most effectively and efficiently provide higher education to students and meet the state’s workforce needs. The Office of Workforce Development administers federal and state funded employment and training programs to develop a strong talent pipeline for the state’s growth nationally and globally. The department’s major functions include:

**Fiscal**

- Coordinates and submits unified higher education operating budgets and capital improvement funding requests for Missouri’s public institutions of higher education (IHEs).
- Reviews public IHEs tuition rates and oversees tuition stabilization under the Higher Education Student Funding Act, approved by the Missouri General Assembly in 2007.

**Planning**

- Develops and implements a coordinated plan for higher education under the direction of the CBHE.
- Reviews the missions of Missouri’s IHEs.
- Collects and analyzes higher education data and prepares reports.
- Coordinates performance funding for higher education and establishes institution-specific performance measures.

**Academic Programs**

- Approves new academic degree programs, including off-site programs, offered by Missouri’s public colleges and universities.
- Facilitates the reverse transfer of college credit.
- Maintains a library of courses that transfer among all public and participating independent institutions.
- Develops and promotes best practices in remedial education and other programs that aim to improve college completion rates.

**Workforce Development**

- Administers federal and state funded employment and training programs such as: The Workforce Innovation and Opportunity Act, the Wagner-Peyser Act, the Trade Adjustment Assistance Act, the Veterans’ Employment and Training Service, and the Show Me Heroes Program.
- Coordinates services through a statewide network of Missouri Job Centers and self-service website.
- Helps coordinate Registered Apprenticeships among more than 15,000 apprentices and 3,600 employers.

**College Access and Success**

- Conducts programs and provides publications about planning and paying for college to Missouri students and their families.
- Coordinates programs to assist students with applying for federal and state financial aid and completing college applications.
- Coordinates default prevention efforts and promotes financial literacy programs to provide information to students about making responsible financial decisions.

**State Financial Aid**

- Administers grant and scholarship programs for undergraduate and graduate students, including the A+ Scholarship, Bright Flight Scholarship, Access Missouri and Fast Track Workforce Incentive Grant programs.

**Employment and Higher Education data**

- Provides analyses and assistance to policymakers and the public, including studies of the state's economic trends, targeted industries, and labor markets.
- Collects data at the student and aggregate levels using a variety of survey instruments.

**Institutional Relationships**

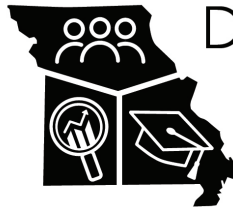
- Coordinates agreements with out-of-state higher education institutions to reduce cost of attendance for Missouri students.
- Promotes the development of cooperative agreements between public four-year institutions that allow those with graduate degree programs to offer those programs on the campuses of four- year public institutions that do not have graduate degree programs.
- Conducts binding dispute resolution for colleges and universities.

**State Guaranty Agency for Student Loans**

- Administers the Missouri Student Loan Program. Although the department no longer guarantees new loans issued by the federal government, it continues to service and maintain its existing portfolio of outstanding guaranteed loans.

**Higher Education Licensure**

- Certifies and oversees 129 private institutions, focusing on consumer protection for students.



# DEPARTMENT OF HIGHER EDUCATION & WORKFORCE DEVELOPMENT

## ORGANIZATIONAL INFORMATION: DEPARTMENT DUTIES

The CBHE (CBHE) and its administrative arm, the Missouri Department of Higher Education & Workforce Development (MDHEWD), have a varied portfolio of duties. The following provides a high-level summary of those duties.

**Planning** is one of the department's core functions. It is responsible for developing and overseeing implementation of a coordinated plan for higher education for the state and its subregions (§ 173.020(4)), identifying the state's higher education and workforce needs (§ 173.020(2)), and delineating each institution's areas of competence (§ 173.005.2(9)). The department reviews each public college's and university's mission periodically and has authority to approve applications from institutions seeking to establish a statewide mission (§ 173.030(8)). The department collects data to use in its decision-making processes and makes those data available in the Statistical Summary of Missouri Higher Education published on the MDHEWD website.

**Academic program approval and review** are closely linked to the department's planning function. The department reviews new degree program proposals offered by public colleges and universities (§ 173.005.2(1)) and has authority to make recommendations to institutions' governing boards regarding the development, consolidation, or elimination of programs, degree offerings, and facilities (§ 173.030(2)).

The department is also tasked with fostering **institutional relationships** that serve the state's higher education needs. Specific responsibilities in this area include encouraging the development of cooperative agreements for the offering of graduate degrees, as well as developing arrangements for more effective and economical specialization among institutions, and for more effective coordination and mutual support among institutions in the use of facilities, faculty, and other resources (§ 173.020(3)).

The department coordinates public colleges' and universities' core operating and capital projects **budget requests** by establishing guidelines for public universities' requests (§ 173.005.2(3)), approving a community college funding model (§ 163.191.1), and submitting a unified budget request for community colleges (§ 163.191.1). Requests for operating appropriations are made based on the performance funding model the department adopted in 2012 (§ 173.1006.1).

The department also develops budget requests for and oversees the state's **student financial aid** programs, the largest of which are Access Missouri (§ 173.1103.1); the Higher Education Academic Scholarship Program, commonly known as "Bright Flight" (§ 173.250.3); the A+ Scholarship Program (assigned to the department by Executive Order 10-16), and the Fast Track Workforce Incentive Grant (§ 173.2553 & 173.2445);

Also in the affordability category, the department administers the Higher Education Student Funding Act, commonly referred to as SB 389, which provides that a public university that increases tuition and some fees more than the rate of inflation will be subject to a fine of 5 percent of the institution's state appropriation (§ 173.1003.5). The law also includes a provision that allows institutions to ask the commissioner of higher education for a waiver of all or part of the fine (§ 173.1003.5).

**Proprietary school certification** is another of the department's important responsibilities, focusing on consumer protection. The department certifies and oversees *for-profit* proprietary schools and some *not-for-profit* proprietary schools (§ 173.604.1 & 173.616.1).

Finally, the department offers resources that help students **plan for** and **complete** postsecondary programs. The department's Journey to College programs support high school students as they apply for college admission and financial aid, and celebrate students' choices about attending college and participating in military service.

The department has a long history of working with colleges and universities to develop guidelines that promote **transfer** between institutions; a statewide library of core courses that transfer from one institution to another; and a policy fostering "reverse transfer," which allows a student who transfers from a community college before earning enough credits to receive an associate degree to be awarded an associate degree when he or she earns the remaining needed credits at the university to which they have transferred (§ 173.005.2(8)).

Senate Bill 997, a higher education omnibus bill that became law on August 28, 2016, gives the department significant additional responsibilities, many of which strengthen the department's role in promoting transfer. The department is tasked with working with an advisory committee – the majority of which must be faculty members – to develop a core curriculum that is guaranteed to transfer to another institution and a common course numbering equivalency matrix (§ 178.780.2 (10)). These provisions essentially make mandatory practices that have been voluntary in the past. The law also requires the department to evaluate and maintain data on each institution's transfer practices (§ 178.788.1) and to resolve disputes about transfer (§ 178.788.2).

Senate Bill 997 requires the department to develop programs designed to promote on time completion, including "15 to Finish" (§ 173.2510) and guided pathways (§ 173.2515); to establish a pilot program for "concurrent enrollment," which allows community college students to enroll in a public university,

take select university classes, and use the university's facilities (§ 173.2520); and to create a website that provides information about academic programs available at each institution, financial aid, and transfer of course credit (§ 173.035).

The department serves as a state-designated student loan guaranty agency in the Federal Family Education Loan Program (FFELP) for loans guaranteed prior to July 1, 2010. MDHEWD purchases defaulted student loans from lending institutions and is reimbursed for loan purchase by USDE (20 U.S.C. § 1072a).

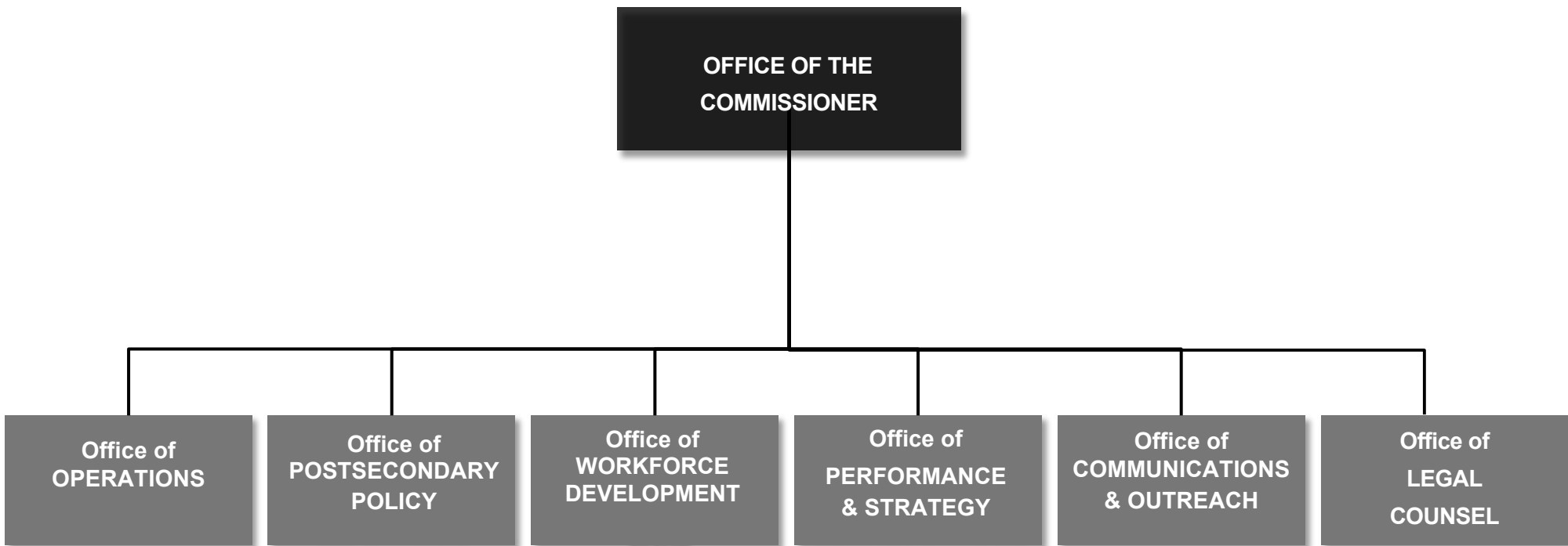
The department retains a portion of defaulted federal student loan collections and receives servicing fees from the U.S. Department of Education. These revenues are used to fund loan administration functions and other financial aid-related activities.

The department helps students and families pay for a college education by:

- Providing information on postsecondary opportunities and financial aid directly to students and families (20 U.S.C. § 1072b);
- Creating financial literacy materials and programs for students, families, and schools to help them better manage finances (§ 165.275); and
- Helping borrowers resolve problems repaying their loans and restore their credit if they default (20 U.S.C. § 1072b)

On Aug. 28, 2019 the Missouri Department of Higher Education, the Division of Workforce Development, and the Missouri Economic Research and Information Center transformed to become one department. The transformation is a result of Executive Order 19-03 signed Jan. 17, 2019 by Governor Mike Parson to realign Missouri's workforce development systems through a major restructuring of state government. In addition to the restructuring, the department name changed as a result of Executive Order 19-15 signed August 28, 2019 by Governor Mike Parson to better reflect the full scope of the new department.

# ORGANIZATIONAL STRUCTURE





# Missouri Public & Independent Colleges and Universities

**Columbia Institutions**

- UM-Columbia
- ▲ Columbia College
- ▲ Stephens College

**St. Louis Area Institutions**

- STLCC-Florissant Valley
- UM-St. Louis
- Washington University
- St. Louis University
- Harris-Stowe State University
- Fontbonne University
- Missouri Baptist University
- Manville University
- STLCC-Wildwood
- STLCC-Meramec
- STLCC-Forest Park
- Webster University

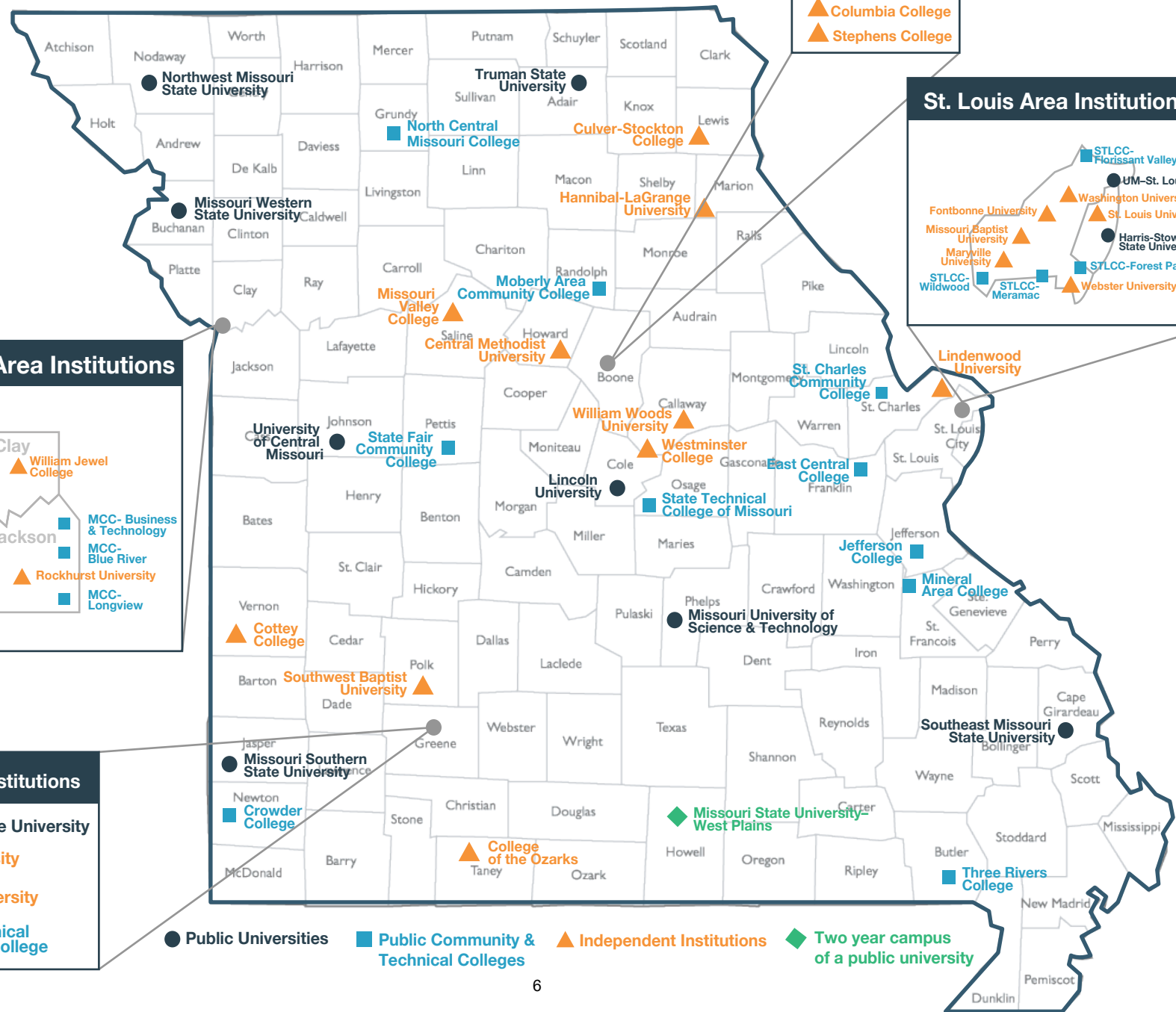
**Kansas City Area Institutions**

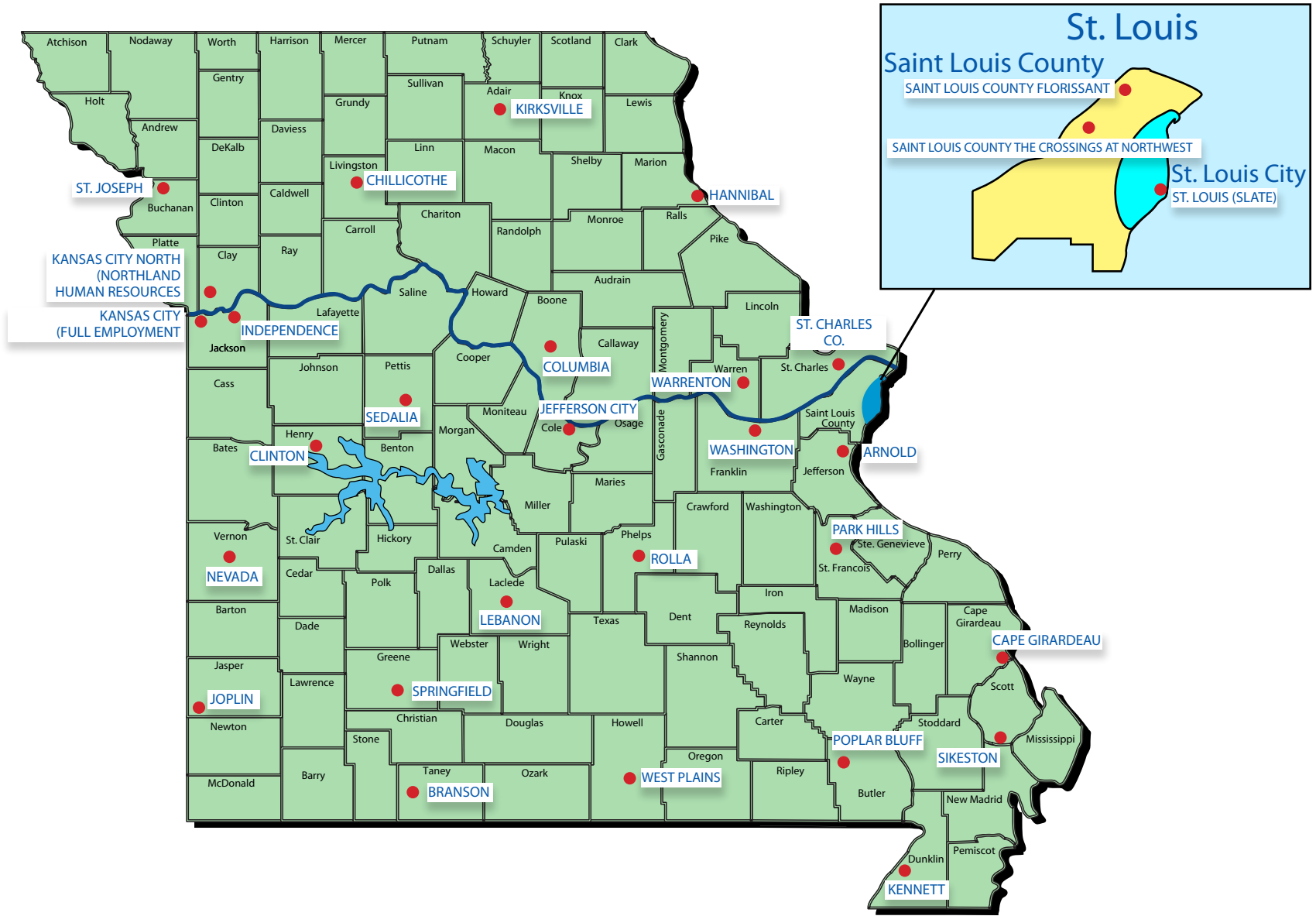
- MCC-Maple Woods
- Park University
- William Jewel College
- MCC-Business & Technology
- MCC-Blue River
- UM-Kansas City
- Avila University
- Rockhurst University
- MCC-Longview

**Springfield Institutions**

- Missouri State University
- ▲ Drury University
- ▲ Evangel University
- Ozarks Technical Community College

- Public Universities
- Public Community & Technical Colleges
- ▲ Independent Institutions
- ◆ Two year campus of a public university





<b>Program or Division Name</b>	<b>Type of Report</b>	<b>Date Issued</b>	<b>Website Link</b>
Higher Education Harris-Stowe State University	Audit (2019-010)	02-2019	<a href="https://app.auditor.mo.gov/AuditReports/CitzSummary.aspx?id=712">https://app.auditor.mo.gov/AuditReports/CitzSummary.aspx?id=712</a>
Follow-Up Report on Audit Findings UM System Admin.	Audit (2018-026)	05-2018	<a href="https://app.auditor.mo.gov/AuditReports/AudRpt2.aspx?id=13">https://app.auditor.mo.gov/AuditReports/AudRpt2.aspx?id=13</a>
State of Missouri Single Audit Year Ended June 30, 2016	Audit (2017-018)	03-2017	<a href="https://app.auditor.mo.gov/AuditReports/AudRpt2.aspx?id=35">https://app.auditor.mo.gov/AuditReports/AudRpt2.aspx?id=35</a>
University of Missouri System Administration	Audit (2017-012)	03-2017	<a href="https://app.auditor.mo.gov/AuditReports/AudRpt2.aspx?id=13">https://app.auditor.mo.gov/AuditReports/AudRpt2.aspx?id=13</a>
Department of Higher Education Performance Funding	Audit (2017-001)	01-2017	<a href="https://app.auditor.mo.gov/AuditReports/AudRpt2.aspx?id=13">https://app.auditor.mo.gov/AuditReports/AudRpt2.aspx?id=13</a>
Public Higher Education Funding and Affordability	Audit (2016-071)	08-2016	<a href="https://app.auditor.mo.gov/AuditReports/AudRpt2.aspx?id=13">https://app.auditor.mo.gov/AuditReports/AudRpt2.aspx?id=13</a>
Higher Education	Audit (2016-053)	08-2016	<a href="https://app.auditor.mo.gov/AuditReports/AudRpt2.aspx?id=13">https://app.auditor.mo.gov/AuditReports/AudRpt2.aspx?id=13</a>
State of Missouri Single Audit Year Ended June 30, 2015	Audit (2016-016)	03-2016	<a href="https://app.auditor.mo.gov/AuditReports/AudRpt2.aspx?id=35">https://app.auditor.mo.gov/AuditReports/AudRpt2.aspx?id=35</a>
State of Missouri Single Audit Year Ended June 30, 2014	Audit (2015-014)	03-2015	<a href="https://app.auditor.mo.gov/AuditReports/AudRpt2.aspx?id=35">https://app.auditor.mo.gov/AuditReports/AudRpt2.aspx?id=35</a>
Jefferson College	Audit (2015-002)	01-2015	<a href="https://app.auditor.mo.gov/AuditReports/AudRpt2.aspx?id=13">https://app.auditor.mo.gov/AuditReports/AudRpt2.aspx?id=13</a>
Higher Education St. Charles Community College	Audit (2014-024)	04-2014	<a href="https://app.auditor.mo.gov/AuditReports/AudRpt2.aspx?id=13">https://app.auditor.mo.gov/AuditReports/AudRpt2.aspx?id=13</a>
State of Missouri/Single Audit/Year Ended June 30, 2013	Audit (2014-017)	03-2014	<a href="https://app.auditor.mo.gov/AuditReports/AudRpt2.aspx?id=35">https://app.auditor.mo.gov/AuditReports/AudRpt2.aspx?id=35</a>

**Missouri Sunset Act Report**

Provide the following information on all programs subject to the Missouri Sunset Act.

<b>Program</b>	<b>Enacting Statutes</b>	<b>Sunset Date</b>	<b>Review Status</b>
Survivor of Vietnam Veterans Scholarship Program	§ 173.236.11. (See note 1)	12/31/2015	No public hearing or formal review has been conducted
University of Missouri Engineering Colleges	§ 172.287.4. (See note 2)	6/30/2017	No public hearing or formal review has been conducted
Fast Track Incentative Grant	§173.2553.	8/28/2022	No public hearing or formal review has been conducted
Notes:			

1. This statute does not have traditional Sunset Act language, but provides "This section shall expire on December 31, 2015."

2. This statute does not have the traditional Sunset Act language, but provides "The provisions of this section shall terminate on June 30, 2017".



**ASPIRATION**

We will develop innovative approaches to improving student outcomes and increasing public institutions' performance.

**THEMES**

Coordination

Affordability

Access & Success

Outreach

**INITIATIVES**

- Work with staff, stakeholders, and board members to develop, communicate, and implement a vision for a 21<sup>st</sup> century Department of Higher Education
- Partner with the Department of Economic Development to launch a State of Missouri Workforce report and summit
- Develop a new model for seeking institutions' funding requests for FY 2021, including capital funding and the designation of some facilities as having "critical needs"
- Partner with institutions and the Office of Administration to increase cooperative purchasing
- Establish a system for identifying high-performing schools certified to operate by the department
- Partner with other state agencies and an external funder to establish a data fellowship program with a special focus on STEM degree production and workforce supply and demand

- Increase FAFSA filing
- Implement redesigned financial aid programs
- Lead a collaborative initiative across state government to improve communication about support available for postsecondary training and education
- Partner with other departments in state government to identify financial resources that can help Missourians earn degrees and certificates
- Keep student loan borrowers eligible for federal financial aid
- Enhance the Journey to College website by allowing students to access and save personalized information about their state financial aid

- Launch a State of Equity and Opportunity in Missouri Higher Education report and summit
- Increase communication about 15 to Finish
- Partner with institutions to reduce barriers to completion and expansion of key workforce programs
- Develop academic degree maps for most common majors to save students money and help them graduate on time
- Research impact of work on transfer and remediation; highlight best practices
- Partner with the Missouri Scholarship & Loan Foundation and MOHELA to launch the Missouri College Access Network
- Partner with the Missouri Chamber of Commerce & Industry to launch a statewide intern portal

- Launch a public awareness campaign to promote the Big Goal of having 60% of Missourians have a degree or certificate by 2025
- Expand Journey to College outreach to include K-12 and adult high schools
- Work with institutions' public information officers to promote higher education

**Make Work Meaningful for Each Employee**

Identify opportunities for professional advancement

Develop a professional development plan with each employee

Communicate regularly with employees about substantive issues through multiple channels

Help each employee understand his or her role in achieving our vision and celebrate successes

## Department Strategic Overview: FY 2021 Budget

<b>DEPARTMENT:</b>	<i>Department of Higher Education and Workforce Development</i>
<b>DIRECTOR:</b>	<i>Commissioner Zora Mulligan</i>
<b>DEPARTMENT ASPIRATION:</b>	<i>Every Missourian empowered with the skills and education needed for success.</i>
<b>HIGHLIGHTS FROM FY19-FY20</b>	<ol style="list-style-type: none"> <li>1. Planned and launched transformation to Department of Higher Education &amp; Workforce Development.</li> <li>2. Implemented Fast Track Workforce Incentive Grant.</li> <li>3. Made prioritized recommendations for workforce investments through MoExcels.</li> <li>4. Implemented strategies to increase accountability for federal workforce programs and expenditures.</li> <li>5. Continued to ramp up awareness of and participation in apprenticeship programs.</li> <li>6. Issued first Missouri Workforce Report.</li> <li>7. Issued first State of Equity in Missouri Higher Education Report.</li> </ol>
<b>FY21 PRIORITIES</b>	<ol style="list-style-type: none"> <li>1. Implement strategies to drive participation in and completion of “5 to Thrive” postsecondary pathways (apprenticeships and work-based learning, industry-recognized credentials, associate degrees, bachelor’s degrees, and graduate and professional degrees).</li> <li>2. Launch strategies to begin to address gaps in postsecondary attainment, including gaps related to age, race, income, gender, and geography.</li> <li>3. Work with state and local partners to develop recommendations for modernizing Missouri’s public workforce system.</li> <li>4. Complete fund swap from the Guaranty Agency Operating Fund to General Revenue for state student financial aid programs.</li> </ol>
<b>FY22 PREVIEW</b>	<ol style="list-style-type: none"> <li>1. Continue implementation of strategies to drive completion of “5 to Thrive” pathways for all Missourians.</li> <li>2. Work with state and local partners to implement recommendations for modernizing Missouri’s public workforce system.</li> </ol>

## FINANCIAL SUMMARY

	FY 2019 ACTUAL DOLLAR	FY 2020 BUDGET DOLLAR	FY 2021 DEPT REQ DOLLAR	***** SECURED COLUMN
HIGHER EDUCATION COORDINATION	2,993,031	21,385,972	21,617,347	0
PROPRIETARY SCHOOL REGULATION	280,764	715,042	718,335	0
MIDWEST HIGHER EDUCATION COMMISSION	115,000	115,000	115,000	0
FEDERAL EDUCATION PROGRAMS	467,900	2,000,000	2,000,000	0
FINANCIAL AID	220,200,290	274,865,865	328,439,804	0
WORKFORCE DEVELOPMENT	0	99,813,775	99,256,223	0
HIGHER EDUCATION INITIATIVES	194,000	2,882,500	250,000	0
COMMUNITY COLLEGES	141,163,040	143,570,515	149,305,010	0
TECHNICAL COLLEGES	5,364,459	6,030,371	6,270,181	0
FOUR-YEAR COLLEGES & UNIVERSITIES	723,655,546	762,786,651	794,181,766	0
UNIVERSITY OF MISSOURI - RELATED PROGRAMS	7,490,121	22,575,810	23,005,810	0
STATE LEGAL EXPENSE FUND TRANSFER	1,121,951	1	1	0
<b>DEPARTMENT TOTAL</b>	<b>\$1,103,046,102</b>	<b>\$1,336,741,502</b>	<b>\$1,425,159,477</b>	<b>\$0</b>
GENERAL REVENUE	852,997,581	944,062,570	1,042,983,924	0
DEPT HIGHER EDUCATION	443,947	1,000,000	1,000,000	0
DIV JOB DEVELOPMENT & TRAINING	0	96,434,273	96,756,223	0
SHOW-ME HEROES	0	500,000	500,000	0
MO STUDENT GRANT PROGRAM GIFT	0	50,000	50,000	0
LOTTERY PROCEEDS	123,975,407	137,809,700	137,809,700	0
DHE OUT-OF-STATE PROGRM FUND	8,789	56,786	57,377	0
DUAL CREDIT SCHOLARSHIP FUND	0	0	54,335	0
SPINAL CORD INJURY	559,479	1,500,000	1,500,000	0
STATE SEMINARY MONEYS	38,266	275,000	275,000	0
HEALTHY FAMILIES TRUST	437,640	0	0	0
PROP SCHOOL CERT FUND	180,764	315,042	318,335	0
PROPRIETARY SCHOOL BOND FUND	100,000	400,000	400,000	0
ADVANTAGE MISSOURI TRUST	7,653	0	0	0
STATE SEMINARY	0	3,000,000	3,000,000	0
GUARANTY AGENCY OPERATING	32,911,219	22,238,131	12,254,583	0
FEDERAL STUDENT LOAN RESERVE	88,549,904	120,000,000	120,000,000	0

**FINANCIAL SUMMARY**

	<b>FY 2019</b>	<b>FY 2020</b>	<b>FY 2021</b>	<b>*****</b>
	<b>ACTUAL</b>	<b>BUDGET</b>	<b>DEPT REQ</b>	<b>SECURED</b>
	<b>DOLLAR</b>	<b>DOLLAR</b>	<b>DOLLAR</b>	<b>COLUMN</b>
INSTITUTION GIFT TRUST	2,823,953	7,000,000	7,000,000	0
SPECIAL EMPLOYMENT SECURITY	0	2,000,000	1,100,000	0
AP INCENTIVE GRANT	11,500	100,000	100,000	0



**NEW DECISION ITEM**

RANK: 2 OF \_\_\_\_\_

<b>Department of Higher Education and Workforce Development</b>	<b>Budget Unit</b> <u>Various</u>
<b>DI Name</b> <u>Pay Plan - FY 2020 Cost to Continue</u> <b>DI#</b> <u>0000013</u>	<b>HB Section</b> <u>Various</u>

**1. AMOUNT OF REQUEST**

	FY 2021 Budget Request					FY 2021 Governor's Recommendation			
	GR	Federal	Other	Total		GR	Federal	Other	Total
<b>PS</b>	32,930	253,796	12,929	299,655	<b>PS</b>	0	0	0	0
<b>EE</b>	0	0	0	0	<b>EE</b>	0	0	0	0
<b>PSD</b>	0	0	0	0	<b>PSD</b>	0	0	0	0
<b>TRF</b>	0	0	0	0	<b>TRF</b>	0	0	0	0
<b>Total</b>	<u>32,930</u>	<u>253,796</u>	<u>12,929</u>	<u>299,655</u>	<b>Total</b>	<u>0</u>	<u>0</u>	<u>0</u>	<u>0</u>
<b>FTE</b>	<b>0.00</b>	<b>0.00</b>	<b>0.00</b>	<b>0.00</b>	<b>FTE</b>	<b>0.00</b>	<b>0.00</b>	<b>0.00</b>	<b>0.00</b>

<b>Est. Fringe</b>	10,571	81,469	4,150	96,189
--------------------	--------	--------	-------	--------

*Note: Fringes budgeted in House Bill 5 except for certain fringes budgeted directly to MoDOT, Highway Patrol, and Conservation.*

<b>Est. Fringe</b>	0	0	0	0
--------------------	---	---	---	---

*Note: Fringes budgeted in House Bill 5 except for certain fringes budgeted directly to MoDOT, Highway Patrol, and Conservation.*

Other Funds: Various Department Funds

Other Funds:

**2. THIS REQUEST CAN BE CATEGORIZED AS:**

<input type="checkbox"/> New Legislation	<input type="checkbox"/> New Program	<input type="checkbox"/> Fund Switch
<input type="checkbox"/> Federal Mandate	<input type="checkbox"/> Program Expansion	<input type="checkbox"/> Cost to Continue
<input type="checkbox"/> GR Pick-Up	<input type="checkbox"/> Space Request	<input type="checkbox"/> Equipment Replacement
<input checked="" type="checkbox"/> Pay Plan	<input type="checkbox"/> Other: _____	

**3. WHY IS THIS FUNDING NEEDED? PROVIDE AN EXPLANATION FOR ITEMS CHECKED IN #2. INCLUDE THE FEDERAL OR STATE STATUTORY OR CONSTITUTIONAL AUTHORIZATION FOR THIS PROGRAM.**

The FY 2020 budget includes appropriation authority for a 3% pay increase for employees beginning January 1, 2020. The remaining six months were unfunded, but the stated intent of the legislature was to provide the funding in FY 2021.

**NEW DECISION ITEM**

RANK: 2 OF \_\_\_\_\_

<b>Department of Higher Education and Workforce Development</b>			<b>Budget Unit</b> <u>Various</u>
<b>DI Name</b> <u>Pay Plan - FY 2020 Cost to Continue</u>	<b>DI#</b> <u>0000013</u>	<b>HB Section</b> <u>Various</u>	

**4. DESCRIBE THE DETAILED ASSUMPTIONS USED TO DERIVE THE SPECIFIC REQUESTED AMOUNT. (How did you determine that the requested number of FTE were appropriate? From what source or standard did you derive the requested levels of funding? Were alternatives such as outsourcing or automation considered? If based on new legislation, does request tie to TAFP fiscal note? If not, explain why. Detail which portions of the request are one-times and how those amounts were calculated.)**

The appropriated amount for the Fiscal Year 2020 pay plan was based on a 3% pay increase for employees beginning January 1, 2020. The Fiscal Year 2021 requested amount is equivalent to the remaining six months in order to provide the core funding necessary for a full fiscal year.

**5. BREAK DOWN THE REQUEST BY BUDGET OBJECT CLASS, JOB CLASS, AND FUND SOURCE. IDENTIFY ONE-TIME COSTS.**

<b>Budget Object Class/Job Class</b>	<b>Dept Req GR DOLLARS</b>	<b>Dept Req GR FTE</b>	<b>Dept Req FED DOLLARS</b>	<b>Dept Req FED FTE</b>	<b>Dept Req OTHER DOLLARS</b>	<b>Dept Req OTHER FTE</b>	<b>Dept Req TOTAL DOLLARS</b>	<b>Dept Req TOTAL FTE</b>	<b>Dept Req One-Time DOLLARS</b>
100-Salaries and Wages	32,930		253,796		12,929		299,655	0.0	
<b>Total PS</b>	<b>32,930</b>	<b>0.0</b>	<b>253,796</b>	<b>0.0</b>	<b>12,929</b>	<b>0.0</b>	<b>299,655</b>	<b>0.0</b>	<b>0</b>
<b>Grand Total</b>	<b>32,930</b>	<b>0.0</b>	<b>253,796</b>	<b>0.0</b>	<b>12,929</b>	<b>0.0</b>	<b>299,655</b>	<b>0.0</b>	<b>0</b>

<b>Budget Object Class/Job Class</b>	<b>Gov Rec GR DOLLARS</b>	<b>Gov Rec GR FTE</b>	<b>Gov Rec FED DOLLARS</b>	<b>Gov Rec FED FTE</b>	<b>Gov Rec OTHER DOLLARS</b>	<b>Gov Rec OTHER FTE</b>	<b>Gov Rec TOTAL DOLLARS</b>	<b>Gov Rec TOTAL FTE</b>	<b>Gov Rec One-Time DOLLARS</b>
100-Salaries and Wages							0	0.0	
<b>Total PS</b>	<b>0</b>	<b>0.0</b>	<b>0</b>	<b>0.0</b>	<b>0</b>	<b>0.0</b>	<b>0</b>	<b>0.0</b>	<b>0</b>
<b>Grand Total</b>	<b>0</b>	<b>0.0</b>	<b>0</b>	<b>0.0</b>	<b>0</b>	<b>0.0</b>	<b>0</b>	<b>0.0</b>	<b>0</b>

**DECISION ITEM DETAIL**

Budget Unit	FY 2019	FY 2019	FY 2020	FY 2020	FY 2021	FY 2021	*****	*****
Decision Item	ACTUAL	ACTUAL	BUDGET	BUDGET	DEPT REQ	DEPT REQ	SECURED	SECURED
Budget Object Class	DOLLAR	FTE	DOLLAR	FTE	DOLLAR	FTE	COLUMN	COLUMN
<b>COORDINATION ADMINISTRATION</b>								
<b>Pay Plan FY20-Cost to Continue - 0000013</b>								
STOREKEEPER I	0	0.00	0	0.00	74	0.00	0	0.00
PROCUREMENT OFCR II	0	0.00	0	0.00	210	0.00	0	0.00
ACCOUNTING SPECIALIST III	0	0.00	0	0.00	200	0.00	0	0.00
ACCOUNTING CLERK	0	0.00	0	0.00	138	0.00	0	0.00
ACCOUNTING GENERALIST II	0	0.00	0	0.00	192	0.00	0	0.00
PERSONNEL OFFICER	0	0.00	0	0.00	102	0.00	0	0.00
HUMAN RESOURCES MGR B1	0	0.00	0	0.00	69	0.00	0	0.00
SENIOR COUNSEL	0	0.00	0	0.00	389	0.00	0	0.00
OTHER	0	0.00	0	0.00	888	0.00	0	0.00
DIRECTOR	0	0.00	0	0.00	2,690	0.00	0	0.00
PUBLIC INFORMATION SPECIAL II	0	0.00	0	0.00	187	0.00	0	0.00
SR OFC SUPPORT ASST (KEYBOARD)	0	0.00	0	0.00	248	0.00	0	0.00
ACCOUNTANT I	0	0.00	0	0.00	145	0.00	0	0.00
ACCOUNTING SPECIALIST I	0	0.00	0	0.00	159	0.00	0	0.00
COORDINATOR I	0	0.00	0	0.00	585	0.00	0	0.00
BUDGET ANALYST I	0	0.00	0	0.00	196	0.00	0	0.00
RESEARCH ASSOCIATE II	0	0.00	0	0.00	1,759	0.00	0	0.00
RESEARCH ASSOCIATE III	0	0.00	0	0.00	1,307	0.00	0	0.00
RESEARCH ASSOCIATE IV	0	0.00	0	0.00	680	0.00	0	0.00
PUBLIC INFORMATION SPECIAL I	0	0.00	0	0.00	1,202	0.00	0	0.00
PUBLIC INFORMATION COORDINATOR	0	0.00	0	0.00	3,216	0.00	0	0.00
EXECUTIVE I	0	0.00	0	0.00	158	0.00	0	0.00
CLIENT SERVICES REPRESENTA II	0	0.00	0	0.00	652	0.00	0	0.00
RESEARCH ASSOCIATE I	0	0.00	0	0.00	591	0.00	0	0.00
ADMINISTRATIVE ASSISTANT	0	0.00	0	0.00	758	0.00	0	0.00
SENIOR ASSOCIATE	0	0.00	0	0.00	4,198	0.00	0	0.00
FISCAL & ADMINISTRATIVE MGR	0	0.00	0	0.00	984	0.00	0	0.00
STATE DEPARTMENT DIRECTOR	0	0.00	0	0.00	981	0.00	0	0.00
DEPUTY DEPARTMENT DIRECTOR	0	0.00	0	0.00	173	0.00	0	0.00
DESIGNATED PRINC ASSISTANT-DEP	0	0.00	0	0.00	1,250	0.00	0	0.00
ASSIST COMMISSIONER	0	0.00	0	0.00	1,956	0.00	0	0.00
MISCELLANEOUS PROFESSIONAL	0	0.00	0	0.00	787	0.00	0	0.00

**DECISION ITEM DETAIL**

Budget Unit	FY 2019	FY 2019	FY 2020	FY 2020	FY 2021	FY 2021	*****	*****
Decision Item	ACTUAL	ACTUAL	BUDGET	BUDGET	DEPT REQ	DEPT REQ	SECURED	SECURED
Budget Object Class	DOLLAR	FTE	DOLLAR	FTE	DOLLAR	FTE	COLUMN	COLUMN
<b>COORDINATION ADMINISTRATION</b>								
<b>Pay Plan FY20-Cost to Continue - 0000013</b>								
EXECUTIVE ASSISTANT	0	0.00	0	0.00	277	0.00	0	0.00
SPECIAL ASST PROFFESIONAL	0	0.00	0	0.00	760	0.00	0	0.00
<b>TOTAL - PS</b>	<b>0</b>	<b>0.00</b>	<b>0</b>	<b>0.00</b>	<b>28,161</b>	<b>0.00</b>	<b>0</b>	<b>0.00</b>
<b>GRAND TOTAL</b>	<b>\$0</b>	<b>0.00</b>	<b>\$0</b>	<b>0.00</b>	<b>\$28,161</b>	<b>0.00</b>	<b>\$0</b>	<b>0.00</b>
GENERAL REVENUE	\$0	0.00	\$0	0.00	\$27,570	0.00		0.00
FEDERAL FUNDS	\$0	0.00	\$0	0.00	\$0	0.00		0.00
OTHER FUNDS	\$0	0.00	\$0	0.00	\$591	0.00		0.00

**DECISION ITEM DETAIL**

Budget Unit	FY 2019	FY 2019	FY 2020	FY 2020	FY 2021	FY 2021	*****	*****
Decision Item	ACTUAL	ACTUAL	BUDGET	BUDGET	DEPT REQ	DEPT REQ	SECURED	SECURED
Budget Object Class	DOLLAR	FTE	DOLLAR	FTE	DOLLAR	FTE	COLUMN	COLUMN
<b>GRANT &amp; SCHOLARSHIP ADMIN</b>								
<b>Pay Plan FY20-Cost to Continue - 0000013</b>								
SENIOR COUNSEL	0	0.00	0	0.00	11	0.00	0	0.00
OTHER	0	0.00	0	0.00	484	0.00	0	0.00
EXECUTIVE I	0	0.00	0	0.00	525	0.00	0	0.00
SENIOR ASSOCIATE	0	0.00	0	0.00	1,584	0.00	0	0.00
STUDENT ASSISTANCE ASSOCIATE	0	0.00	0	0.00	676	0.00	0	0.00
PROGRAM SPECIALIST	0	0.00	0	0.00	676	0.00	0	0.00
FINANCIAL AID SPECIALIST	0	0.00	0	0.00	1,160	0.00	0	0.00
STATE DEPARTMENT DIRECTOR	0	0.00	0	0.00	27	0.00	0	0.00
DEPUTY DEPARTMENT DIRECTOR	0	0.00	0	0.00	173	0.00	0	0.00
DESIGNATED PRINC ASSISTANT-DEP	0	0.00	0	0.00	23	0.00	0	0.00
SPECIAL ASST PROFFESIONAL	0	0.00	0	0.00	21	0.00	0	0.00
<b>TOTAL - PS</b>	<b>0</b>	<b>0.00</b>	<b>0</b>	<b>0.00</b>	<b>5,360</b>	<b>0.00</b>	<b>0</b>	<b>0.00</b>
<b>GRAND TOTAL</b>	<b>\$0</b>	<b>0.00</b>	<b>\$0</b>	<b>0.00</b>	<b>\$5,360</b>	<b>0.00</b>	<b>\$0</b>	<b>0.00</b>
<b>GENERAL REVENUE</b>	<b>\$0</b>	<b>0.00</b>	<b>\$0</b>	<b>0.00</b>	<b>\$5,360</b>	<b>0.00</b>		<b>0.00</b>
<b>FEDERAL FUNDS</b>	<b>\$0</b>	<b>0.00</b>	<b>\$0</b>	<b>0.00</b>	<b>\$0</b>	<b>0.00</b>		<b>0.00</b>
<b>OTHER FUNDS</b>	<b>\$0</b>	<b>0.00</b>	<b>\$0</b>	<b>0.00</b>	<b>\$0</b>	<b>0.00</b>		<b>0.00</b>

**DECISION ITEM DETAIL**

Budget Unit	FY 2019	FY 2019	FY 2020	FY 2020	FY 2021	FY 2021	*****	*****
Decision Item	ACTUAL	ACTUAL	BUDGET	BUDGET	DEPT REQ	DEPT REQ	SECURED	SECURED
Budget Object Class	DOLLAR	FTE	DOLLAR	FTE	DOLLAR	FTE	COLUMN	COLUMN
<b>PROPRIETARY SCHOOL ADMIN</b>								
<b>Pay Plan FY20-Cost to Continue - 0000013</b>								
SENIOR COUNSEL	0	0.00	0	0.00	11	0.00	0	0.00
OTHER	0	0.00	0	0.00	478	0.00	0	0.00
RESEARCH ANALYST I	0	0.00	0	0.00	536	0.00	0	0.00
ADMINISTRATIVE ASSISTANT	0	0.00	0	0.00	146	0.00	0	0.00
SENIOR ASSOCIATE	0	0.00	0	0.00	901	0.00	0	0.00
PROGRAM SPECIALIST	0	0.00	0	0.00	518	0.00	0	0.00
STATE DEPARTMENT DIRECTOR	0	0.00	0	0.00	27	0.00	0	0.00
DESIGNATED PRINC ASSISTANT-DEP	0	0.00	0	0.00	231	0.00	0	0.00
ASSIST COMMISSIONER	0	0.00	0	0.00	394	0.00	0	0.00
MISCELLANEOUS PROFESSIONAL	0	0.00	0	0.00	23	0.00	0	0.00
EXECUTIVE ASSISTANT	0	0.00	0	0.00	7	0.00	0	0.00
SPECIAL ASST PROFFESIONAL	0	0.00	0	0.00	21	0.00	0	0.00
<b>TOTAL - PS</b>	<b>0</b>	<b>0.00</b>	<b>0</b>	<b>0.00</b>	<b>3,293</b>	<b>0.00</b>	<b>0</b>	<b>0.00</b>
<b>GRAND TOTAL</b>	<b>\$0</b>	<b>0.00</b>	<b>\$0</b>	<b>0.00</b>	<b>\$3,293</b>	<b>0.00</b>	<b>\$0</b>	<b>0.00</b>
<b>GENERAL REVENUE</b>	<b>\$0</b>	<b>0.00</b>	<b>\$0</b>	<b>0.00</b>	<b>\$0</b>	<b>0.00</b>		<b>0.00</b>
<b>FEDERAL FUNDS</b>	<b>\$0</b>	<b>0.00</b>	<b>\$0</b>	<b>0.00</b>	<b>\$0</b>	<b>0.00</b>		<b>0.00</b>
<b>OTHER FUNDS</b>	<b>\$0</b>	<b>0.00</b>	<b>\$0</b>	<b>0.00</b>	<b>\$3,293</b>	<b>0.00</b>		<b>0.00</b>

**DECISION ITEM DETAIL**

Budget Unit	FY 2019	FY 2019	FY 2020	FY 2020	FY 2021	FY 2021	*****	*****
Decision Item	ACTUAL	ACTUAL	BUDGET	BUDGET	DEPT REQ	DEPT REQ	SECURED	SECURED
Budget Object Class	DOLLAR	FTE	DOLLAR	FTE	DOLLAR	FTE	COLUMN	COLUMN
<b>LOAN PROGRAM ADMINISTRATION</b>								
<b>Pay Plan FY20-Cost to Continue - 0000013</b>								
PERSONNEL OFFICER	0	0.00	0	0.00	58	0.00	0	0.00
SENIOR COUNSEL	0	0.00	0	0.00	53	0.00	0	0.00
OTHER	0	0.00	0	0.00	1,086	0.00	0	0.00
OFFICE SUPPORT ASSISTANT	0	0.00	0	0.00	862	0.00	0	0.00
ACCOUNT CLERK II	0	0.00	0	0.00	201	0.00	0	0.00
ACCOUNTING SPECIALIST I	0	0.00	0	0.00	564	0.00	0	0.00
COORDINATOR I	0	0.00	0	0.00	1,170	0.00	0	0.00
ADMINISTRATIVE ASSISTANT	0	0.00	0	0.00	209	0.00	0	0.00
SENIOR ASSOCIATE	0	0.00	0	0.00	1,709	0.00	0	0.00
PROGRAM SPECIALIST	0	0.00	0	0.00	1,036	0.00	0	0.00
OFFICE SUPPORT ASSISTANT	0	0.00	0	0.00	362	0.00	0	0.00
STATE DEPARTMENT DIRECTOR	0	0.00	0	0.00	133	0.00	0	0.00
DEPUTY DEPARTMENT DIRECTOR	0	0.00	0	0.00	759	0.00	0	0.00
DESIGNATED PRINC ASSISTANT-DEP	0	0.00	0	0.00	113	0.00	0	0.00
MISCELLANEOUS PROFESSIONAL	0	0.00	0	0.00	627	0.00	0	0.00
SPECIAL ASST PROFFESIONAL	0	0.00	0	0.00	103	0.00	0	0.00
<b>TOTAL - PS</b>	<b>0</b>	<b>0.00</b>	<b>0</b>	<b>0.00</b>	<b>9,045</b>	<b>0.00</b>	<b>0</b>	<b>0.00</b>
<b>GRAND TOTAL</b>	<b>\$0</b>	<b>0.00</b>	<b>\$0</b>	<b>0.00</b>	<b>\$9,045</b>	<b>0.00</b>	<b>\$0</b>	<b>0.00</b>
<b>GENERAL REVENUE</b>	<b>\$0</b>	<b>0.00</b>	<b>\$0</b>	<b>0.00</b>	<b>\$0</b>	<b>0.00</b>		<b>0.00</b>
<b>FEDERAL FUNDS</b>	<b>\$0</b>	<b>0.00</b>	<b>\$0</b>	<b>0.00</b>	<b>\$0</b>	<b>0.00</b>		<b>0.00</b>
<b>OTHER FUNDS</b>	<b>\$0</b>	<b>0.00</b>	<b>\$0</b>	<b>0.00</b>	<b>\$9,045</b>	<b>0.00</b>		<b>0.00</b>

**DECISION ITEM DETAIL**

Budget Unit	FY 2019	FY 2019	FY 2020	FY 2020	FY 2021	FY 2021	*****	*****
Decision Item	ACTUAL	ACTUAL	BUDGET	BUDGET	DEPT REQ	DEPT REQ	SECURED	SECURED
Budget Object Class	DOLLAR	FTE	DOLLAR	FTE	DOLLAR	FTE	COLUMN	COLUMN
<b>WORKFORCE DEVELOPMENT</b>								
<b>Pay Plan FY20-Cost to Continue - 0000013</b>								
ADMIN OFFICE SUPPORT ASSISTANT	0	0.00	0	0.00	1,600	0.00	0	0.00
SR OFFICE SUPPORT ASSISTANT	0	0.00	0	0.00	580	0.00	0	0.00
STOREKEEPER I	0	0.00	0	0.00	728	0.00	0	0.00
PROCUREMENT OFCR II	0	0.00	0	0.00	491	0.00	0	0.00
SENIOR AUDITOR	0	0.00	0	0.00	1,352	0.00	0	0.00
ACCOUNTANT I	0	0.00	0	0.00	339	0.00	0	0.00
ACCOUNTING SPECIALIST I	0	0.00	0	0.00	371	0.00	0	0.00
ACCOUNTING SPECIALIST III	0	0.00	0	0.00	466	0.00	0	0.00
ACCOUNTING CLERK	0	0.00	0	0.00	322	0.00	0	0.00
ACCOUNTING GENERALIST II	0	0.00	0	0.00	448	0.00	0	0.00
PERSONNEL OFFICER	0	0.00	0	0.00	1,238	0.00	0	0.00
RESEARCH ANAL III	0	0.00	0	0.00	626	0.00	0	0.00
PUBLIC INFORMATION SPEC I	0	0.00	0	0.00	1,089	0.00	0	0.00
PUBLIC INFORMATION COOR	0	0.00	0	0.00	1,030	0.00	0	0.00
TRAINING TECH II	0	0.00	0	0.00	2,525	0.00	0	0.00
TRAINING TECH III	0	0.00	0	0.00	1,524	0.00	0	0.00
EXECUTIVE I	0	0.00	0	0.00	953	0.00	0	0.00
PLANNER III	0	0.00	0	0.00	776	0.00	0	0.00
TELECOMMUN TECH II	0	0.00	0	0.00	487	0.00	0	0.00
WORKFORCE DEVELOPMENT SPEC I	0	0.00	0	0.00	86,592	0.00	0	0.00
WORKFORCE DEVELOPMENT SPEC II	0	0.00	0	0.00	4,298	0.00	0	0.00
WORKFORCE DEVELOPMENT SPEC III	0	0.00	0	0.00	585	0.00	0	0.00
WORKFORCE DEVELOPMENT SPEC IV	0	0.00	0	0.00	26,960	0.00	0	0.00
WORKFORCE DEVELOPMENT SUPV I	0	0.00	0	0.00	5,456	0.00	0	0.00
WORKFORCE DEVELOPMENT SUPV II	0	0.00	0	0.00	7,205	0.00	0	0.00
WORKFORCE DEVELOPMENT SUPV III	0	0.00	0	0.00	4,615	0.00	0	0.00
HUMAN RESOURCES MGR B1	0	0.00	0	0.00	838	0.00	0	0.00
RESEARCH MANAGER B1	0	0.00	0	0.00	911	0.00	0	0.00
COMMUNITY & ECONOMIC DEV MGRB1	0	0.00	0	0.00	16,357	0.00	0	0.00
COMMUNITY & ECONOMIC DEV MGRB2	0	0.00	0	0.00	932	0.00	0	0.00
DIVISION DIRECTOR	0	0.00	0	0.00	1,620	0.00	0	0.00
DESIGNATED PRINCIPAL ASST DIV	0	0.00	0	0.00	791	0.00	0	0.00



**DECISION ITEM DETAIL**

Budget Unit	FY 2019	FY 2019	FY 2020	FY 2020	FY 2021	FY 2021	*****	*****
Decision Item	ACTUAL	ACTUAL	BUDGET	BUDGET	DEPT REQ	DEPT REQ	SECURED	SECURED
Budget Object Class	DOLLAR	FTE	DOLLAR	FTE	DOLLAR	FTE	COLUMN	COLUMN
<b>WORKFORCE DEVELOPMENT</b>								
<b>Pay Plan FY20-Cost to Continue - 0000013</b>								
SENIOR COUNSEL	0	0.00	0	0.00	525	0.00	0	0.00
MISCELLANEOUS PROFESSIONAL	0	0.00	0	0.00	3,801	0.00	0	0.00
OTHER	0	0.00	0	0.00	46,002	0.00	0	0.00
DIRECTOR	0	0.00	0	0.00	848	0.00	0	0.00
PUBLIC INFORMATION SPECIAL II	0	0.00	0	0.00	363	0.00	0	0.00
BUDGET ANALYST I	0	0.00	0	0.00	357	0.00	0	0.00
BUDGET ANALYST III	0	0.00	0	0.00	780	0.00	0	0.00
RESEARCH ANALYST I	0	0.00	0	0.00	501	0.00	0	0.00
PERSONNEL CLERK	0	0.00	0	0.00	463	0.00	0	0.00
ADMINISTRATIVE ASSISTANT	0	0.00	0	0.00	583	0.00	0	0.00
FISCAL & ADMINISTRATIVE MGR	0	0.00	0	0.00	2,297	0.00	0	0.00
STATE DEPARTMENT DIRECTOR	0	0.00	0	0.00	1,326	0.00	0	0.00
DEPUTY DEPARTMENT DIRECTOR	0	0.00	0	0.00	604	0.00	0	0.00
DESIGNATED PRINC ASSISTANT-DEP	0	0.00	0	0.00	1,334	0.00	0	0.00
ASSIST COMMISSIONER	0	0.00	0	0.00	1,149	0.00	0	0.00
EXECUTIVE ASSISTANT	0	0.00	0	0.00	375	0.00	0	0.00
SPECIAL ASST PROFFESIONAL	0	0.00	0	0.00	1,028	0.00	0	0.00
<b>TOTAL - PS</b>	<b>0</b>	<b>0.00</b>	<b>0</b>	<b>0.00</b>	<b>236,441</b>	<b>0.00</b>	<b>0</b>	<b>0.00</b>
<b>GRAND TOTAL</b>	<b>\$0</b>	<b>0.00</b>	<b>\$0</b>	<b>0.00</b>	<b>\$236,441</b>	<b>0.00</b>	<b>\$0</b>	<b>0.00</b>
<b>GENERAL REVENUE</b>	<b>\$0</b>	<b>0.00</b>	<b>\$0</b>	<b>0.00</b>	<b>\$0</b>	<b>0.00</b>		<b>0.00</b>
<b>FEDERAL FUNDS</b>	<b>\$0</b>	<b>0.00</b>	<b>\$0</b>	<b>0.00</b>	<b>\$236,441</b>	<b>0.00</b>		<b>0.00</b>
<b>OTHER FUNDS</b>	<b>\$0</b>	<b>0.00</b>	<b>\$0</b>	<b>0.00</b>	<b>\$0</b>	<b>0.00</b>		<b>0.00</b>

**DECISION ITEM DETAIL**

Budget Unit	FY 2019	FY 2019	FY 2020	FY 2020	FY 2021	FY 2021	*****	*****
Decision Item	ACTUAL	ACTUAL	BUDGET	BUDGET	DEPT REQ	DEPT REQ	SECURED	SECURED
Budget Object Class	DOLLAR	FTE	DOLLAR	FTE	DOLLAR	FTE	COLUMN	COLUMN
<b>MO ECO RESEARCH INFO CENTER</b>								
<b>Pay Plan FY20-Cost to Continue - 0000013</b>								
STOREKEEPER I	0	0.00	0	0.00	55	0.00	0	0.00
PERSONNEL OFFICER	0	0.00	0	0.00	58	0.00	0	0.00
RESEARCH ANAL I	0	0.00	0	0.00	2,039	0.00	0	0.00
RESEARCH ANAL III	0	0.00	0	0.00	2,859	0.00	0	0.00
LABOR ECONOMIST	0	0.00	0	0.00	875	0.00	0	0.00
EXECUTIVE II	0	0.00	0	0.00	729	0.00	0	0.00
PLANNER II	0	0.00	0	0.00	628	0.00	0	0.00
PLANNER III	0	0.00	0	0.00	1,445	0.00	0	0.00
RESEARCH MANAGER B1	0	0.00	0	0.00	1,859	0.00	0	0.00
RESEARCH MANAGER B2	0	0.00	0	0.00	1,128	0.00	0	0.00
SENIOR COUNSEL	0	0.00	0	0.00	63	0.00	0	0.00
OTHER	0	0.00	0	0.00	1,615	0.00	0	0.00
RESEARCH ASSOCIATE II	0	0.00	0	0.00	1,781	0.00	0	0.00
ADMINISTRATIVE ASSISTANT	0	0.00	0	0.00	336	0.00	0	0.00
STATE DEPARTMENT DIRECTOR	0	0.00	0	0.00	159	0.00	0	0.00
DEPUTY DEPARTMENT DIRECTOR	0	0.00	0	0.00	17	0.00	0	0.00
DESIGNATED PRINC ASSISTANT-DEP	0	0.00	0	0.00	135	0.00	0	0.00
ASSIST COMMISSIONER	0	0.00	0	0.00	926	0.00	0	0.00
MISCELLANEOUS PROFESSIONAL	0	0.00	0	0.00	525	0.00	0	0.00
SPECIAL ASST PROFFESIONAL	0	0.00	0	0.00	123	0.00	0	0.00
<b>TOTAL - PS</b>	<b>0</b>	<b>0.00</b>	<b>0</b>	<b>0.00</b>	<b>17,355</b>	<b>0.00</b>	<b>0</b>	<b>0.00</b>
<b>GRAND TOTAL</b>	<b>\$0</b>	<b>0.00</b>	<b>\$0</b>	<b>0.00</b>	<b>\$17,355</b>	<b>0.00</b>	<b>\$0</b>	<b>0.00</b>
<b>GENERAL REVENUE</b>	<b>\$0</b>	<b>0.00</b>	<b>\$0</b>	<b>0.00</b>	<b>\$0</b>	<b>0.00</b>		<b>0.00</b>
<b>FEDERAL FUNDS</b>	<b>\$0</b>	<b>0.00</b>	<b>\$0</b>	<b>0.00</b>	<b>\$17,355</b>	<b>0.00</b>		<b>0.00</b>
<b>OTHER FUNDS</b>	<b>\$0</b>	<b>0.00</b>	<b>\$0</b>	<b>0.00</b>	<b>\$0</b>	<b>0.00</b>		<b>0.00</b>

**NEW DECISION ITEM**

RANK: 2 OF \_\_\_\_\_

<b>Department of Higher Education and Workforce Development</b>		<b>Budget Unit</b> <u>Various</u>
<b>DI Name</b> <u>Market Adjustment Pay Plan - FY 2020</u>	<b>DI#</b> <u>0000014</u>	<b>HB Section</b> <u>Various</u>
<b>Cost to Continue</b>		

**1. AMOUNT OF REQUEST**

	FY 2021 Budget Request			
	GR	Federal	Other	Total
<b>PS</b>	4,126	47,656	6,860	58,642
<b>EE</b>	0	0	0	0
<b>PSD</b>	0	0	0	0
<b>TRF</b>	0	0	0	0
<b>Total</b>	<u>4,126</u>	<u>47,656</u>	<u>6,860</u>	<u>58,642</u>
<b>FTE</b>	<b>0.00</b>	<b>0.00</b>	<b>0.00</b>	<b>0.00</b>

	FY 2021 Governor's Recommendation			
	GR	Federal	Other	Total
<b>PS</b>	0	0	0	0
<b>EE</b>	0	0	0	0
<b>PSD</b>	0	0	0	0
<b>TRF</b>	0	0	0	0
<b>Total</b>	<u>0</u>	<u>0</u>	<u>0</u>	<u>0</u>
<b>FTE</b>	<b>0.00</b>	<b>0.00</b>	<b>0.00</b>	<b>0.00</b>

<b>Est. Fringe</b>	1,324	15,298	2,202	18,824
--------------------	-------	--------	-------	--------

*Note: Fringes budgeted in House Bill 5 except for certain fringes budgeted directly to MoDOT, Highway Patrol, and Conservation.*

<b>Est. Fringe</b>	0	0	0	0
--------------------	---	---	---	---

*Note: Fringes budgeted in House Bill 5 except for certain fringes budgeted directly to MoDOT, Highway Patrol, and Conservation.*

Other Funds: Various Department Funds

Other Funds:

**2. THIS REQUEST CAN BE CATEGORIZED AS:**

<input type="checkbox"/> New Legislation	<input type="checkbox"/> New Program	<input type="checkbox"/> Fund Switch
<input type="checkbox"/> Federal Mandate	<input type="checkbox"/> Program Expansion	<input type="checkbox"/> Cost to Continue
<input type="checkbox"/> GR Pick-Up	<input type="checkbox"/> Space Request	<input type="checkbox"/> Equipment Replacement
<input checked="" type="checkbox"/> Pay Plan	<input type="checkbox"/> Other: _____	

**3. WHY IS THIS FUNDING NEEDED? PROVIDE AN EXPLANATION FOR ITEMS CHECKED IN #2. INCLUDE THE FEDERAL OR STATE STATUTORY OR CONSTITUTIONAL AUTHORIZATION FOR THIS PROGRAM.**

The FY 2020 budget includes appropriation authority for a pay plan associated with the recently completed compensation study to move employee salaries to market-based minimums, with increases capped at 15%. The pay plan begins on January 1, 2020. The remaining six months were unfunded, but the stated intent of the legislature was to provide the funding in FY 2021.

**NEW DECISION ITEM**

RANK: 2 OF \_\_\_\_\_

<b>Department of Higher Education and Workforce Development</b>		<b>Budget Unit</b> <u>Various</u>
<b>DI Name</b> <u>Market Adjustment Pay Plan - FY 2020</u>	<b>DI#</b> <u>0000014</u>	<b>HB Section</b> <u>Various</u>
<b>Cost to Continue</b>		

**4. DESCRIBE THE DETAILED ASSUMPTIONS USED TO DERIVE THE SPECIFIC REQUESTED AMOUNT. (How did you determine that the requested number of FTE were appropriate? From what source or standard did you derive the requested levels of funding? Were alternatives such as outsourcing or automation considered? If based on new legislation, does request tie to TAFP fiscal note? If not, explain why. Detail which portions of the request are one-times and how those amounts were calculated.)**

The appropriated amount for the Fiscal Year 2020 pay plan was based on a CBIZ compensation study which identified job classes below the market median pay level and job classes below the market-based minimum, with salary increases beginning on January 1, 2020. The Fiscal Year 2021 requested amount will provide funding for salary increases for impacted employees for a full fiscal year.

**5. BREAK DOWN THE REQUEST BY BUDGET OBJECT CLASS, JOB CLASS, AND FUND SOURCE. IDENTIFY ONE-TIME COSTS.**

Budget Object Class/Job Class	Dept Req GR DOLLARS	Dept Req GR FTE	Dept Req FED DOLLARS	Dept Req FED FTE	Dept Req OTHER DOLLARS	Dept Req OTHER FTE	Dept Req TOTAL DOLLARS	Dept Req TOTAL FTE	Dept Req One-Time DOLLARS
100-Salaries and Wages	4,126		47,656		6,860		58,642	0.0	
<b>Total PS</b>	<b>4,126</b>	<b>0.0</b>	<b>47,656</b>	<b>0.0</b>	<b>6,860</b>	<b>0.0</b>	<b>58,642</b>	<b>0.0</b>	<b>0</b>
<b>Grand Total</b>	<b>4,126</b>	<b>0.0</b>	<b>47,656</b>	<b>0.0</b>	<b>6,860</b>	<b>0.0</b>	<b>58,642</b>	<b>0.0</b>	<b>0</b>

Budget Object Class/Job Class	Gov Rec GR DOLLARS	Gov Rec GR FTE	Gov Rec FED DOLLARS	Gov Rec FED FTE	Gov Rec OTHER DOLLARS	Gov Rec OTHER FTE	Gov Rec TOTAL DOLLARS	Gov Rec TOTAL FTE	Gov Rec One-Time DOLLARS
100-Salaries and Wages							0		
<b>Total PS</b>	<b>0</b>	<b>0.0</b>	<b>0</b>	<b>0.0</b>	<b>0</b>	<b>0.0</b>	<b>0</b>	<b>0.0</b>	<b>0</b>
<b>Grand Total</b>	<b>0</b>	<b>0.0</b>	<b>0</b>	<b>0.0</b>	<b>0</b>	<b>0.0</b>	<b>0</b>	<b>0.0</b>	<b>0</b>

**DECISION ITEM DETAIL**

Budget Unit	FY 2019	FY 2019	FY 2020	FY 2020	FY 2021	FY 2021	*****	*****
Decision Item	ACTUAL	ACTUAL	BUDGET	BUDGET	DEPT REQ	DEPT REQ	SECURED	SECURED
Budget Object Class	DOLLAR	FTE	DOLLAR	FTE	DOLLAR	FTE	COLUMN	COLUMN
<b>COORDINATION ADMINISTRATION</b>								
<b>Market Adj Pay PI FY20 C-to-C - 0000014</b>								
PUBLIC INFORMATION SPECIAL II	0	0.00	0	0.00	301	0.00	0	0.00
ACCOUNTANT I	0	0.00	0	0.00	273	0.00	0	0.00
ACCOUNTING SPECIALIST II	0	0.00	0	0.00	1,286	0.00	0	0.00
PUBLIC INFORMATION SPECIAL I	0	0.00	0	0.00	26	0.00	0	0.00
PUBLIC INFORMATION SPEC II	0	0.00	0	0.00	363	0.00	0	0.00
PUBLIC INFORMATION COORDINATOR	0	0.00	0	0.00	1,877	0.00	0	0.00
<b>TOTAL - PS</b>	<b>0</b>	<b>0.00</b>	<b>0</b>	<b>0.00</b>	<b>4,126</b>	<b>0.00</b>	<b>0</b>	<b>0.00</b>
<b>GRAND TOTAL</b>	<b>\$0</b>	<b>0.00</b>	<b>\$0</b>	<b>0.00</b>	<b>\$4,126</b>	<b>0.00</b>	<b>\$0</b>	<b>0.00</b>
<b>GENERAL REVENUE</b>	<b>\$0</b>	<b>0.00</b>	<b>\$0</b>	<b>0.00</b>	<b>\$4,126</b>	<b>0.00</b>		<b>0.00</b>
<b>FEDERAL FUNDS</b>	<b>\$0</b>	<b>0.00</b>	<b>\$0</b>	<b>0.00</b>	<b>\$0</b>	<b>0.00</b>		<b>0.00</b>
<b>OTHER FUNDS</b>	<b>\$0</b>	<b>0.00</b>	<b>\$0</b>	<b>0.00</b>	<b>\$0</b>	<b>0.00</b>		<b>0.00</b>

**DECISION ITEM DETAIL**

Budget Unit	FY 2019	FY 2019	FY 2020	FY 2020	FY 2021	FY 2021	*****	*****
Decision Item	ACTUAL	ACTUAL	BUDGET	BUDGET	DEPT REQ	DEPT REQ	SECURED	SECURED
Budget Object Class	DOLLAR	FTE	DOLLAR	FTE	DOLLAR	FTE	COLUMN	COLUMN
<b>LOAN PROGRAM ADMINISTRATION</b>								
<b>Market Adj Pay PI FY20 C-to-C - 0000014</b>								
ACCOUNTING SPECIALIST I	0	0.00	0	0.00	2,822	0.00	0	0.00
PUBLIC INFORMATION COORDINATOR	0	0.00	0	0.00	4,038	0.00	0	0.00
<b>TOTAL - PS</b>	<b>0</b>	<b>0.00</b>	<b>0</b>	<b>0.00</b>	<b>6,860</b>	<b>0.00</b>	<b>0</b>	<b>0.00</b>
<b>GRAND TOTAL</b>	<b>\$0</b>	<b>0.00</b>	<b>\$0</b>	<b>0.00</b>	<b>\$6,860</b>	<b>0.00</b>	<b>\$0</b>	<b>0.00</b>
GENERAL REVENUE	\$0	0.00	\$0	0.00	\$0	0.00		0.00
FEDERAL FUNDS	\$0	0.00	\$0	0.00	\$0	0.00		0.00
OTHER FUNDS	\$0	0.00	\$0	0.00	\$6,860	0.00		0.00

**DECISION ITEM DETAIL**

Budget Unit	FY 2019	FY 2019	FY 2020	FY 2020	FY 2021	FY 2021	*****	*****
Decision Item	ACTUAL	ACTUAL	BUDGET	BUDGET	DEPT REQ	DEPT REQ	SECURED	SECURED
Budget Object Class	DOLLAR	FTE	DOLLAR	FTE	DOLLAR	FTE	COLUMN	COLUMN
<b>WORKFORCE DEVELOPMENT</b>								
<b>Market Adj Pay PI FY20 C-to-C - 0000014</b>								
ADMIN OFFICE SUPPORT ASSISTANT	0	0.00	0	0.00	154	0.00	0	0.00
ACCOUNTANT I	0	0.00	0	0.00	636	0.00	0	0.00
ACCOUNTING SPECIALIST II	0	0.00	0	0.00	3,002	0.00	0	0.00
RESEARCH ANAL III	0	0.00	0	0.00	1,736	0.00	0	0.00
PUBLIC INFORMATION SPEC I	0	0.00	0	0.00	49	0.00	0	0.00
PUBLIC INFORMATION SPEC II	0	0.00	0	0.00	705	0.00	0	0.00
PUBLIC INFORMATION COOR	0	0.00	0	0.00	2,533	0.00	0	0.00
WORKFORCE DEVELOPMENT SPEC IV	0	0.00	0	0.00	12,460	0.00	0	0.00
WORKFORCE DEVELOPMENT SUPV I	0	0.00	0	0.00	10,956	0.00	0	0.00
WORKFORCE DEVELOPMENT SUPV III	0	0.00	0	0.00	8,054	0.00	0	0.00
PUBLIC INFORMATION SPECIAL II	0	0.00	0	0.00	585	0.00	0	0.00
PUBLIC INFORMATION COORDINATOR	0	0.00	0	0.00	1,110	0.00	0	0.00
<b>TOTAL - PS</b>	<b>0</b>	<b>0.00</b>	<b>0</b>	<b>0.00</b>	<b>41,980</b>	<b>0.00</b>	<b>0</b>	<b>0.00</b>
<b>GRAND TOTAL</b>	<b>\$0</b>	<b>0.00</b>	<b>\$0</b>	<b>0.00</b>	<b>\$41,980</b>	<b>0.00</b>	<b>\$0</b>	<b>0.00</b>
<b>GENERAL REVENUE</b>	<b>\$0</b>	<b>0.00</b>	<b>\$0</b>	<b>0.00</b>	<b>\$0</b>	<b>0.00</b>		<b>0.00</b>
<b>FEDERAL FUNDS</b>	<b>\$0</b>	<b>0.00</b>	<b>\$0</b>	<b>0.00</b>	<b>\$41,980</b>	<b>0.00</b>		<b>0.00</b>
<b>OTHER FUNDS</b>	<b>\$0</b>	<b>0.00</b>	<b>\$0</b>	<b>0.00</b>	<b>\$0</b>	<b>0.00</b>		<b>0.00</b>

**DECISION ITEM DETAIL**

Budget Unit	FY 2019	FY 2019	FY 2020	FY 2020	FY 2021	FY 2021	*****	*****
Decision Item	ACTUAL	ACTUAL	BUDGET	BUDGET	DEPT REQ	DEPT REQ	SECURED	SECURED
Budget Object Class	DOLLAR	FTE	DOLLAR	FTE	DOLLAR	FTE	COLUMN	COLUMN
<b>MO ECO RESEARCH INFO CENTER</b>								
<b>Market Adj Pay PI FY20 C-to-C - 0000014</b>								
RESEARCH ANAL I	0	0.00	0	0.00	225	0.00	0	0.00
RESEARCH ANAL II	0	0.00	0	0.00	426	0.00	0	0.00
RESEARCH ANAL III	0	0.00	0	0.00	956	0.00	0	0.00
LABOR ECONOMIST	0	0.00	0	0.00	4,069	0.00	0	0.00
<b>TOTAL - PS</b>	<b>0</b>	<b>0.00</b>	<b>0</b>	<b>0.00</b>	<b>5,676</b>	<b>0.00</b>	<b>0</b>	<b>0.00</b>
<b>GRAND TOTAL</b>	<b>\$0</b>	<b>0.00</b>	<b>\$0</b>	<b>0.00</b>	<b>\$5,676</b>	<b>0.00</b>	<b>\$0</b>	<b>0.00</b>
<b>GENERAL REVENUE</b>	<b>\$0</b>	<b>0.00</b>	<b>\$0</b>	<b>0.00</b>	<b>\$0</b>	<b>0.00</b>		<b>0.00</b>
<b>FEDERAL FUNDS</b>	<b>\$0</b>	<b>0.00</b>	<b>\$0</b>	<b>0.00</b>	<b>\$5,676</b>	<b>0.00</b>		<b>0.00</b>
<b>OTHER FUNDS</b>	<b>\$0</b>	<b>0.00</b>	<b>\$0</b>	<b>0.00</b>	<b>\$0</b>	<b>0.00</b>		<b>0.00</b>



**NEW DECISION ITEM**

RANK: 2 OF \_\_\_\_\_

<b>Department of Higher Education and Workforce Development</b>	<b>Budget Unit</b> <u>55520C, 55710C, 55763C</u>
<b>DI Name: Mileage Reimbursement Rate Increase</b> <b>DI# 0000015</b>	<b>HB Section</b> <u>3.005, 3.105, 3.135</u>

**1. AMOUNT OF REQUEST**

	FY 2021 Budget Request					FY 2021 Governor's Recommendation			
	GR	Federal	Other	Total		GR	Federal	Other	Total
PS	0	0	0	0	PS	0	0	0	0
EE	798	20,498	547	21,843	EE	0	0	0	0
PSD	0	0	0	0	PSD	0	0	0	0
TRF	0	0	0	0	TRF	0	0	0	0
<b>Total</b>	<b>798</b>	<b>20,498</b>	<b>547</b>	<b>21,843</b>	<b>Total</b>	<b>0</b>	<b>0</b>	<b>0</b>	<b>0</b>
FTE	0.00	0.00	0.00	0.00	FTE	0.00	0.00	0.00	0.00

<b>Est. Fringe</b>	0	0	0	0
--------------------	---	---	---	---

*Note: Fringes budgeted in House Bill 5 except for certain fringes budgeted directly to MoDOT, Highway Patrol, and Conservation.*

<b>Est. Fringe</b>	0	0	0	0
--------------------	---	---	---	---

*Note: Fringes budgeted in House Bill 5 except for certain fringes budgeted directly to MoDOT, Highway Patrol, and Conservation.*

Other Funds: Guaranty Agency Operating Fund (0880)

Other Funds:

**2. THIS REQUEST CAN BE CATEGORIZED AS:**

<input type="checkbox"/> New Legislation	<input type="checkbox"/> New Program	<input type="checkbox"/> Fund Switch
<input type="checkbox"/> Federal Mandate	<input type="checkbox"/> Program Expansion	<input type="checkbox"/> Cost to Continue
<input type="checkbox"/> GR Pick-Up	<input type="checkbox"/> Space Request	<input type="checkbox"/> Equipment Replacement
<input type="checkbox"/> Pay Plan	<input checked="" type="checkbox"/> Other: <u>Mileage Reimbursement Rate Increase</u>	

**3. WHY IS THIS FUNDING NEEDED? PROVIDE AN EXPLANATION FOR ITEMS CHECKED IN #2. INCLUDE THE FEDERAL OR STATE STATUTORY OR CONSTITUTIONAL AUTHORIZATION FOR THIS PROGRAM.**

Departments were appropriated FY 2020 funding for a \$.06 increase in the mileage reimbursement rate, from \$.37 to \$.43, the first year of a proposed three-year \$.18 increase. This request is for an additional \$.06 increase, which would bring the mileage reimbursement rate to \$.49.

**NEW DECISION ITEM**

RANK: 2 OF \_\_\_\_\_

<b>Department of Higher Education and Workforce Development</b>	<b>Budget Unit</b> <u>55520C, 55710C, 55763C</u>
<b>DI Name: Mileage Reimbursement Rate Increase</b> <b>DI# 0000015</b>	<b>HB Section</b> <u>3.005, 3.105, 3.135</u>

**4. DESCRIBE THE DETAILED ASSUMPTIONS USED TO DERIVE THE SPECIFIC REQUESTED AMOUNT. (How did you determine that the requested number of FTE were appropriate? From what source or standard did you derive the requested levels of funding? Were alternatives such as outsourcing or automation considered? If based on new legislation, does request tie to TAFP fiscal note? If not, explain why. Detail which portions of the request are one-times and how those amounts were calculated.)**

This request will increase the State of Missouri mileage reimbursement rate from \$.43 to \$.49. As can be seen in the table below, the current federal mileage reimbursement rate is \$.58.

Mileage Reimbursement Rates								
	Jan. 1, 2013 - Dec. 31, 2013	Jan. 1, 2014 - Dec. 31, 2014	Jan. 1, 2015 - Dec. 31, 2015	Jan. 1, 2016 - Dec. 31, 2016	Jan. 1, 2017 - Dec. 31, 2017	Jan. 1, 2018 - Dec. 31, 2018	Jan. 1, 2019 - June 30, 2019	July 1, 2019 - June 30, 2020
IRS	56.5	56	57.5	54	53.5	54.5	58	58
State of Missouri	37	37	37	37	37	37	37	43

**5. BREAK DOWN THE REQUEST BY BUDGET OBJECT CLASS, JOB CLASS, AND FUND SOURCE. IDENTIFY ONE-TIME COSTS.**

Budget Object Class/Job Class	Dept Req GR DOLLARS	Dept Req GR FTE	Dept Req FED DOLLARS	Dept Req FED FTE	Dept Req OTHER DOLLARS	Dept Req OTHER FTE	Dept Req TOTAL DOLLARS	Dept Req TOTAL FTE	Dept Req One-Time DOLLARS
							0		
							0		
<b>Total EE</b>	<u>798</u>		<u>20,498</u>		<u>547</u>		<u>21,843</u>		<u>0</u>
<b>Grand Total</b>	<u>798</u>	<u>0.0</u>	<u>20,498</u>	<u>0.0</u>	<u>547</u>	<u>0.0</u>	<u>21,843</u>	<u>0.0</u>	<u>0</u>

**NEW DECISION ITEM**

RANK: 2 OF \_\_\_\_\_

<b>Department of Higher Education and Workforce Development</b>			<b>Budget Unit</b> <u>55520C, 55710C, 55763C</u>						
<b>DI Name: Mileage Reimbursement Rate Increase</b> <b>DI# 0000015</b>			<b>HB Section</b> <u>3.005, 3.105, 3.135</u>						
<b>Budget Object Class/Job Class</b>	<b>Gov Rec GR DOLLARS</b>	<b>Gov Rec GR FTE</b>	<b>Gov Rec FED DOLLARS</b>	<b>Gov Rec FED FTE</b>	<b>Gov Rec OTHER DOLLARS</b>	<b>Gov Rec OTHER FTE</b>	<b>Gov Rec TOTAL DOLLARS</b>	<b>Gov Rec TOTAL FTE</b>	<b>Gov Rec One-Time DOLLARS</b>
<b>Total EE</b>	<u>0</u>		<u>0</u>		<u>0</u>		0 0 0 <u>0</u>		<u>0</u>
<b>Grand Total</b>	<u>0</u>	<u>0.0</u>	<u>0</u>	<u>0.0</u>	<u>0</u>	<u>0.0</u>	<u>0</u>	<u>0.0</u>	<u>0</u>

**DECISION ITEM DETAIL**

Budget Unit	FY 2019	FY 2019	FY 2020	FY 2020	FY 2021	FY 2021	*****	*****
Decision Item	ACTUAL	ACTUAL	BUDGET	BUDGET	DEPT REQ	DEPT REQ	SECURED	SECURED
Budget Object Class	DOLLAR	FTE	DOLLAR	FTE	DOLLAR	FTE	COLUMN	COLUMN
<b>COORDINATION ADMINISTRATION</b>								
Mileage Reimburse Rate Incr - 0000015								
TRAVEL, IN-STATE	0	0.00	0	0.00	798	0.00	0	0.00
<b>TOTAL - EE</b>	<b>0</b>	<b>0.00</b>	<b>0</b>	<b>0.00</b>	<b>798</b>	<b>0.00</b>	<b>0</b>	<b>0.00</b>
<b>GRAND TOTAL</b>	<b>\$0</b>	<b>0.00</b>	<b>\$0</b>	<b>0.00</b>	<b>\$798</b>	<b>0.00</b>	<b>\$0</b>	<b>0.00</b>
GENERAL REVENUE	\$0	0.00	\$0	0.00	\$798	0.00		0.00
FEDERAL FUNDS	\$0	0.00	\$0	0.00	\$0	0.00		0.00
OTHER FUNDS	\$0	0.00	\$0	0.00	\$0	0.00		0.00

**DECISION ITEM DETAIL**

Budget Unit	FY 2019	FY 2019	FY 2020	FY 2020	FY 2021	FY 2021	*****	*****
Decision Item	ACTUAL	ACTUAL	BUDGET	BUDGET	DEPT REQ	DEPT REQ	SECURED	SECURED
Budget Object Class	DOLLAR	FTE	DOLLAR	FTE	DOLLAR	FTE	COLUMN	COLUMN
<b>WORKFORCE DEVELOPMENT</b>								
<b>Mileage Reimburse Rate Incr - 0000015</b>								
TRAVEL, IN-STATE	0	0.00	0	0.00	20,498	0.00	0	0.00
<b>TOTAL - EE</b>	<b>0</b>	<b>0.00</b>	<b>0</b>	<b>0.00</b>	<b>20,498</b>	<b>0.00</b>	<b>0</b>	<b>0.00</b>
<b>GRAND TOTAL</b>	<b>\$0</b>	<b>0.00</b>	<b>\$0</b>	<b>0.00</b>	<b>\$20,498</b>	<b>0.00</b>	<b>\$0</b>	<b>0.00</b>
GENERAL REVENUE	\$0	0.00	\$0	0.00	\$0	0.00		0.00
FEDERAL FUNDS	\$0	0.00	\$0	0.00	\$20,498	0.00		0.00
OTHER FUNDS	\$0	0.00	\$0	0.00	\$0	0.00		0.00

**DECISION ITEM DETAIL**

Budget Unit	FY 2019	FY 2019	FY 2020	FY 2020	FY 2021	FY 2021	*****	*****
Decision Item	ACTUAL	ACTUAL	BUDGET	BUDGET	DEPT REQ	DEPT REQ	SECURED	SECURED
Budget Object Class	DOLLAR	FTE	DOLLAR	FTE	DOLLAR	FTE	COLUMN	COLUMN
<b>LOAN PROGRAM ADMINISTRATION</b>								
<b>Mileage Reimburse Rate Incr - 0000015</b>								
TRAVEL, IN-STATE	0	0.00	0	0.00	547	0.00	0	0.00
<b>TOTAL - EE</b>	<b>0</b>	<b>0.00</b>	<b>0</b>	<b>0.00</b>	<b>547</b>	<b>0.00</b>	<b>0</b>	<b>0.00</b>
<b>GRAND TOTAL</b>	<b>\$0</b>	<b>0.00</b>	<b>\$0</b>	<b>0.00</b>	<b>\$547</b>	<b>0.00</b>	<b>\$0</b>	<b>0.00</b>
GENERAL REVENUE	\$0	0.00	\$0	0.00	\$0	0.00		0.00
FEDERAL FUNDS	\$0	0.00	\$0	0.00	\$0	0.00		0.00
OTHER FUNDS	\$0	0.00	\$0	0.00	\$547	0.00		0.00

**DECISION ITEM DETAIL**

Budget Unit	FY 2019	FY 2019	FY 2020	FY 2020	FY 2021	FY 2021	*****	*****
Decision Item	ACTUAL	ACTUAL	BUDGET	BUDGET	DEPT REQ	DEPT REQ	SECURED	SECURED
Budget Object Class	DOLLAR	FTE	DOLLAR	FTE	DOLLAR	FTE	COLUMN	COLUMN
<b>MILEAGE REIMBURSEMENT</b>								
<b>CORE</b>								
TRAVEL, IN-STATE	0	0.00	21,843	0.00	0	0.00	0	0.00
<b>TOTAL - EE</b>	<b>0</b>	<b>0.00</b>	<b>21,843</b>	<b>0.00</b>	<b>0</b>	<b>0.00</b>	<b>0</b>	<b>0.00</b>
<b>GRAND TOTAL</b>	<b>\$0</b>	<b>0.00</b>	<b>\$21,843</b>	<b>0.00</b>	<b>\$0</b>	<b>0.00</b>	<b>\$0</b>	<b>0.00</b>
GENERAL REVENUE	\$0	0.00	\$798	0.00	\$0	0.00		0.00
FEDERAL FUNDS	\$0	0.00	\$20,498	0.00	\$0	0.00		0.00
OTHER FUNDS	\$0	0.00	\$547	0.00	\$0	0.00		0.00

**CORE DECISION ITEM**

<b>Department of Higher Education and Workforce Development</b>	<b>Budget Unit</b> 55520C
<b>Division of Coordination Administration</b>	
<b>Core - Coordination Administration</b>	<b>HB Section</b> 3.005

**1. CORE FINANCIAL SUMMARY**

	FY 2021 Budget Request			
	GR	Federal	Other	Total
PS	1,868,311	0	39,936	1,908,247
EE	523,855	0	91,849	615,704
PSD	0	0	1	1
TRF	0	0	0	0
<b>Total</b>	<b>2,392,166</b>	<b>0</b>	<b>131,786</b>	<b>2,523,952</b>
<b>FTE</b>	<b>35.18</b>	<b>0.00</b>	<b>1.00</b>	<b>36.18</b>

	FY 2021 Governor's Recommendation			
	GR	Federal	Other	Total
PS	0	0	0	0
EE	0	0	0	0
PSD	0	0	0	0
TRF	0	0	0	0
<b>Total</b>	<b>0</b>	<b>0</b>	<b>0</b>	<b>0</b>
<b>FTE</b>	<b>0.00</b>	<b>0.00</b>	<b>0.00</b>	<b>0.00</b>

<b>Est. Fringe</b>	1,076,839	0	26,381	1,103,220
--------------------	-----------	---	--------	-----------

Note: Fringes budgeted in House Bill 5 except for certain fringes budgeted directly to MoDOT, Highway Patrol, and Conservation.

<b>Est. Fringe</b>	0	0	0	0
--------------------	---	---	---	---

Note: Fringes budgeted in House Bill 5 except for certain fringes budgeted directly to MoDOT, Highway Patrol, and Conservation.

Other Funds: MDHEWD Out-of-State Program Fund (0420) \$56,786  
Quality Improvement Revolving Fund (0537) \$75,000

Other Funds:

**2. CORE DESCRIPTION**

The Coordinating Board for Higher Education and its administration arm, the Department of Higher Education and Workforce Development, are responsible for coordinating higher education institutions and leading initiatives to ensure access and improve student's success, and maintain affordability. The CBHE and the department conduct studies of population and enrollment trends; develop arrangements for more effective and more economical specialization among institutions and programs; encourage more effective mutual support and coordination among institutions; identify higher education and labor force needs; work collaboratively with the Department of Elementary and Secondary Education and the Department of Economic Development; and design and implement a coordinated plan for higher education in the state and in its sub-regions.

The CBHE is also authorized by Section 173.005.2 (12) to charge and collect fees from out-of-state public institutions to cover the costs of reviewing and ensuring the quality of programs offered by such institutions. The request for an appropriation of \$55,839 from the **MDHEWD Out-of-State Program Fund** will provide the additional resources needed to support the out-of-state approval process. A separate program description follows the one for Coordination Administration.

The core request for a continuing appropriation of \$75,000 from the **Quality Improvement Revolving Fund** will allow for the collection of revenue on a cost-recovery basis from department-sponsored workshops and conferences to be used to support future workshops and conferences. **In August 2019, Higher Education, Workforce Development and the Missouri Economic Research Information Center (MERIC) merged and became a new department. Part of coordination administration now includes a focus in these areas.**

This core appropriation is the operating portion for the Missouri Department of Higher Education and Workforce Development.



**CORE DECISION ITEM**

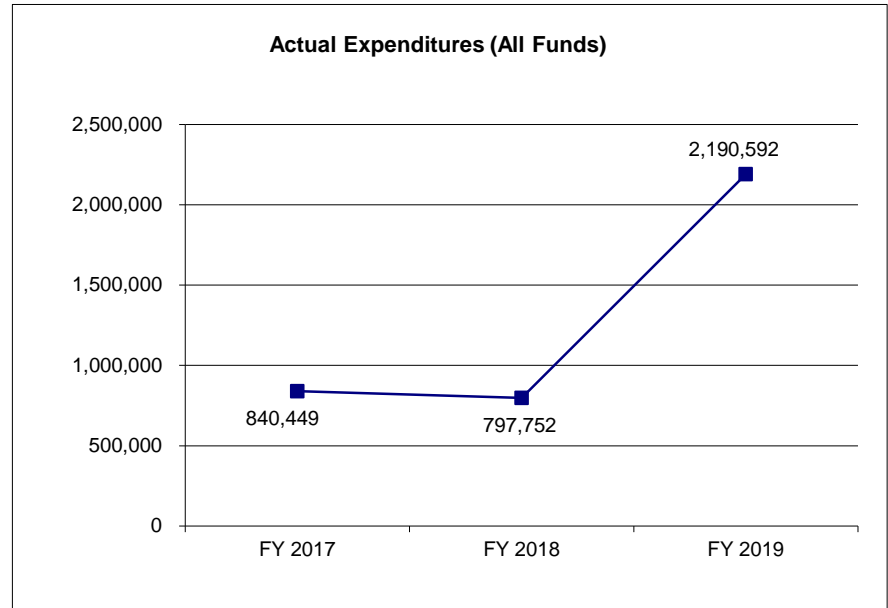
<b>Department of Higher Education and Workforce Development</b>	<b>Budget Unit</b> <u>55520C</u>
<b>Division of Coordination Administration</b>	
<b>Core - Coordination Administration</b>	<b>HB Section</b> <u>3.005</u>

**3. PROGRAM LISTING (list programs included in this core funding)**

Coordination Administration, Out-of-State Program Approval

**4. FINANCIAL HISTORY**

	<b>FY 2017 Actual</b>	<b>FY 2018 Actual</b>	<b>FY 2019 Actual</b>	<b>FY 2020 Current Yr.</b>
Appropriation (All Funds)	933,628	932,349	2,479,735	2,523,154
Less Reverted (All Funds)	(15,414)	(15,376)	(70,467)	(71,741)
Less Restricted (All Funds)*	0	0	0	0
Budget Authority (All Funds)	918,214	916,973	2,409,268	2,451,413
Actual Expenditures (All Funds)	840,449	797,752	2,190,592	N/A
Unexpended (All Funds)	77,765	119,221	218,676	N/A
Unexpended, by Fund:				
General Revenue	39,644	29,579	120,857	N/A
Federal	0	0	0	N/A
Other	38,121	89,642	97,819	N/A



Reverted includes the statutory three percent reserve amount (when applicable).

Restricted includes any Governor's expenditure restrictions which remained at the end of the fiscal year (when applicable).

**NOTES:**

(1) Prior to FY 2019, 18.42 FTE's were being funded out of Guaranty Agency Operating Fund, Fund 0880; however, this fund can no longer sustain these withdrawals so a fund switch was made to fund these positions through General Revenue .

**CORE RECONCILIATION DETAIL**

**DEPARTMENT OF HIGHER EDUCATION  
COORDINATION ADMINISTRATION**

**5. CORE RECONCILIATION DETAIL**

				<b>Budget Class</b>	<b>FTE</b>	<b>GR</b>	<b>Federal</b>	<b>Other</b>	<b>Total</b>	<b>Explanation</b>
<b>TAFP AFTER VETOES</b>										
				PS	36.18	1,868,311	0	39,936	1,908,247	
				EE	0.00	523,057	0	91,849	614,906	
				PD	0.00	0	0	1	1	
				<b>Total</b>	<b>36.18</b>	<b>2,391,368</b>	<b>0</b>	<b>131,786</b>	<b>2,523,154</b>	
<b>DEPARTMENT CORE ADJUSTMENTS</b>										
Core Reallocation	2053	8395		PS	0.00	0	0	0		0 Re-allocated positions and made corrections due to FY19 fund swap (which moved DHE from GAOF funding to GR) along with reorganization and cost allocation related to becoming DHEWD.
Core Reallocation	2053	0438		PS	0.00	0	0	0		0 Re-allocated positions and made corrections due to FY19 fund swap (which moved DHE from GAOF funding to GR) along with reorganization and cost allocation related to becoming DHEWD.
Core Reallocation	2158	2167		EE	0.00	798	0	0	798	Re-allocated from FY20 Mileage Core
<b>NET DEPARTMENT CHANGES</b>					<b>0.00</b>	<b>798</b>	<b>0</b>	<b>0</b>	<b>798</b>	
<b>DEPARTMENT CORE REQUEST</b>										
				PS	36.18	1,868,311	0	39,936	1,908,247	
				EE	0.00	523,855	0	91,849	615,704	
				PD	0.00	0	0	1	1	
				<b>Total</b>	<b>36.18</b>	<b>2,392,166</b>	<b>0</b>	<b>131,786</b>	<b>2,523,952</b>	

**CORE RECONCILIATION DETAIL**

---

**DEPARTMENT OF HIGHER EDUCATION  
COORDINATION ADMINISTRATION**

---

**5. CORE RECONCILIATION DETAIL**

---

	<b>Budget Class</b>	<b>FTE</b>	<b>GR</b>	<b>Federal</b>	<b>Other</b>	<b>Total</b>	<b>Explanation</b>
<b>GOVERNOR'S RECOMMENDED CORE</b>							
	PS	36.18	1,868,311	0	39,936	1,908,247	
	EE	0.00	523,855	0	91,849	615,704	
	PD	0.00	0	0	1	1	
	<b>Total</b>	<b>36.18</b>	<b>2,392,166</b>	<b>0</b>	<b>131,786</b>	<b>2,523,952</b>	

**CORE RECONCILIATION DETAIL**

**DEPARTMENT OF HIGHER EDUCATION  
MILEAGE REIMBURSEMENT**

**5. CORE RECONCILIATION DETAIL**

		Budget Class	FTE	GR	Federal	Other	Total	Explanation
<b>TAFP AFTER VETOES</b>								
		EE	0.00	798	20,498	547	21,843	
		<b>Total</b>	<b>0.00</b>	<b>798</b>	<b>20,498</b>	<b>547</b>	<b>21,843</b>	
<b>DEPARTMENT CORE ADJUSTMENTS</b>								
Core Reallocation	2153 5921	EE	0.00	0	(20,498)	0	(20,498)	Re-allocated to Office of Workforce Dev Core
Core Reallocation	2153 5922	EE	0.00	0	0	(547)	(547)	Re-allocated to Loan Core
Core Reallocation	2153 5920	EE	0.00	(798)	0	0	(798)	Re-allocated to Coordination Admin Core
	<b>NET DEPARTMENT CHANGES</b>		<b>0.00</b>	<b>(798)</b>	<b>(20,498)</b>	<b>(547)</b>	<b>(21,843)</b>	
<b>DEPARTMENT CORE REQUEST</b>								
		EE	0.00	0	0	0	0	
		<b>Total</b>	<b>0.00</b>	<b>0</b>	<b>0</b>	<b>0</b>	<b>0</b>	
<b>GOVERNOR'S RECOMMENDED CORE</b>								
		EE	0.00	0	0	0	0	
		<b>Total</b>	<b>0.00</b>	<b>0</b>	<b>0</b>	<b>0</b>	<b>0</b>	

**DECISION ITEM SUMMARY**

Budget Unit									
Decision Item	FY 2019	FY 2019	FY 2020	FY 2020	FY 2021	FY 2021	*****	*****	
Budget Object Summary	ACTUAL	ACTUAL	BUDGET	BUDGET	DEPT REQ	DEPT REQ	SECURED	SECURED	
Fund	DOLLAR	FTE	DOLLAR	FTE	DOLLAR	FTE	COLUMN	COLUMN	
<b>COORDINATION ADMINISTRATION</b>									
<b>CORE</b>									
PERSONAL SERVICES									
GENERAL REVENUE	1,657,363	29.76	1,868,311	35.18	1,868,311	35.18	0	0.00	
DHE OUT-OF-STATE PROGRM FUND	8,707	0.24	39,936	1.00	39,936	1.00	0	0.00	
TOTAL - PS	1,666,070	30.00	1,908,247	36.18	1,908,247	36.18	0	0.00	
EXPENSE & EQUIPMENT									
GENERAL REVENUE	500,209	0.00	523,057	0.00	523,855	0.00	0	0.00	
DHE OUT-OF-STATE PROGRM FUND	82	0.00	16,850	0.00	16,850	0.00	0	0.00	
QUALITY IMPROVEMENT REVOLVING	24,156	0.00	74,999	0.00	74,999	0.00	0	0.00	
TOTAL - EE	524,447	0.00	614,906	0.00	615,704	0.00	0	0.00	
PROGRAM-SPECIFIC									
QUALITY IMPROVEMENT REVOLVING	75	0.00	1	0.00	1	0.00	0	0.00	
TOTAL - PD	75	0.00	1	0.00	1	0.00	0	0.00	
<b>TOTAL</b>	<b>2,190,592</b>	<b>30.00</b>	<b>2,523,154</b>	<b>36.18</b>	<b>2,523,952</b>	<b>36.18</b>	<b>0</b>	<b>0.00</b>	
<b>Pay Plan FY20-Cost to Continue - 0000013</b>									
PERSONAL SERVICES									
GENERAL REVENUE	0	0.00	0	0.00	27,570	0.00	0	0.00	
DHE OUT-OF-STATE PROGRM FUND	0	0.00	0	0.00	591	0.00	0	0.00	
TOTAL - PS	0	0.00	0	0.00	28,161	0.00	0	0.00	
<b>TOTAL</b>	<b>0</b>	<b>0.00</b>	<b>0</b>	<b>0.00</b>	<b>28,161</b>	<b>0.00</b>	<b>0</b>	<b>0.00</b>	
<b>Market Adj Pay PI FY20 C-to-C - 0000014</b>									
PERSONAL SERVICES									
GENERAL REVENUE	0	0.00	0	0.00	4,126	0.00	0	0.00	
TOTAL - PS	0	0.00	0	0.00	4,126	0.00	0	0.00	
<b>TOTAL</b>	<b>0</b>	<b>0.00</b>	<b>0</b>	<b>0.00</b>	<b>4,126</b>	<b>0.00</b>	<b>0</b>	<b>0.00</b>	

9/27/19 0:05

im\_disummary

**DECISION ITEM SUMMARY**

Budget Unit									
Decision Item	FY 2019	FY 2019	FY 2020	FY 2020	FY 2021	FY 2021	*****	*****	
Budget Object Summary	ACTUAL	ACTUAL	BUDGET	BUDGET	DEPT REQ	DEPT REQ	SECURED	SECURED	
Fund	DOLLAR	FTE	DOLLAR	FTE	DOLLAR	FTE	COLUMN	COLUMN	
<b>COORDINATION ADMINISTRATION</b>									
<b>Mileage Reimburse Rate Incr - 0000015</b>									
EXPENSE & EQUIPMENT									
GENERAL REVENUE	0	0.00	0	0.00	798	0.00	0	0.00	
TOTAL - EE	0	0.00	0	0.00	798	0.00	0	0.00	
<b>TOTAL</b>	<b>0</b>	<b>0.00</b>	<b>0</b>	<b>0.00</b>	<b>798</b>	<b>0.00</b>	<b>0</b>	<b>0.00</b>	
<b>GRAND TOTAL</b>	<b>\$2,190,592</b>	<b>30.00</b>	<b>\$2,523,154</b>	<b>36.18</b>	<b>\$2,557,037</b>	<b>36.18</b>	<b>\$0</b>	<b>0.00</b>	

**FLEXIBILITY REQUEST FORM**

<b>BUDGET UNIT NUMBER:</b> 55520C	<b>DEPARTMENT:</b> Higher Education and Workforce Development
<b>BUDGET UNIT NAME:</b> Coordination Administration	
<b>HOUSE BILL SECTION:</b> 3.005	<b>DIVISION:</b> Coordination Administration

**1. Provide the amount by fund of personal service flexibility and the amount by fund of expense and equipment flexibility you are requesting in dollar and percentage terms and explain why the flexibility is needed. If flexibility is being requested among divisions, provide the amount by fund of flexibility you are requesting in dollar and percentage terms and explain why the flexibility is needed.**

**DEPARTMENT REQUEST**

General Revenue PS	93,412	5%
General Revenue E&E	26,193	5%
Other (Out-of-State Fund -0420)	1,997	5%
Other (Out-of-State Fund -0420)	843	5%

Flexibility will allow MDHEWD to reallocate these limited resources so they can be effectively administered to meet mandatory expenditures. Currently only five percent is allowed for flex.

**2. Estimate how much flexibility will be used for the budget year. How much flexibility was used in the Prior Year Budget and the Current Year Budget? Please specify the amount.**

PRIOR YEAR ACTUAL AMOUNT OF FLEXIBILITY USED	CURRENT YEAR ESTIMATED AMOUNT OF FLEXIBILITY THAT WILL BE USED	BUDGET REQUEST ESTIMATED AMOUNT OF FLEXIBILITY THAT WILL BE USED
\$0	\$0	\$0

**3. Please explain how flexibility was used in the prior and/or current years.**

PRIOR YEAR EXPLAIN ACTUAL USE	CURRENT YEAR EXPLAIN PLANNED USE
No Flexibility was used in FY19	DHEWD does not anticipate using flexibility unless it is necessary to meet mandatory expenditures. Depending on whether vacancies occur, it may be necessary to flex EE to PS to pay annual leave balances to retiring employees.

**DECISION ITEM DETAIL**

Budget Unit	FY 2019	FY 2019	FY 2020	FY 2020	FY 2021	FY 2021	*****	*****
Decision Item	ACTUAL	ACTUAL	BUDGET	BUDGET	DEPT REQ	DEPT REQ	SECURED	SECURED
Budget Object Class	DOLLAR	FTE	DOLLAR	FTE	DOLLAR	FTE	COLUMN	COLUMN
<b>COORDINATION ADMINISTRATION</b>								
<b>CORE</b>								
STOREKEEPER I	0	0.00	0	0.00	4,980	0.16	0	0.00
PROCUREMENT OFCR II	0	0.00	0	0.00	14,220	0.30	0	0.00
ACCOUNTING SPECIALIST III	0	0.00	0	0.00	12,380	0.30	0	0.00
ACCOUNTING CLERK	0	0.00	0	0.00	14,005	0.30	0	0.00
ACCOUNTING GENERALIST II	0	0.00	0	0.00	12,986	0.30	0	0.00
PERSONNEL OFFICER	9,658	0.20	0	0.00	0	0.00	0	0.00
TELECOMMUN TECH II	0	0.00	0	0.00	3,335	0.08	0	0.00
WORKFORCE DEVELOPMENT SPEC IV	0	0.00	0	0.00	20,489	0.37	0	0.00
HUMAN RESOURCES MGR B1	2,738	0.04	0	0.00	0	0.00	0	0.00
RESEARCH MANAGER B2	0	0.00	0	0.00	7,882	0.10	0	0.00
SENIOR COUNSEL	0	0.00	0	0.00	26,289	0.37	0	0.00
OTHER	0	0.00	1,368,241	23.77	128	0.57	0	0.00
DIRECTOR	65,508	0.96	0	0.00	182,039	2.30	0	0.00
PUBLIC INFORMATION SPECIAL II	33,280	0.92	26,475	1.00	14,401	0.34	0	0.00
SR OFC SUPPORT ASST (KEYBOARD)	31,151	1.10	9,092	0.58	18,019	0.60	0	0.00
ACCOUNTANT I	0	0.00	0	0.00	10,878	0.30	0	0.00
ACCOUNTING SPECIALIST I	256	0.01	0	0.00	10,737	0.30	0	0.00
ACCOUNTING SPECIALIST II	0	0.00	14,748	0.62	15,542	0.30	0	0.00
COORDINATOR I	14,625	0.38	0	0.00	39,536	1.00	0	0.00
COORDINATOR II	14,520	0.33	0	0.00	0	0.00	0	0.00
BUDGET ANALYST I	43,101	1.00	0	0.00	13,223	0.30	0	0.00
BUDGET ANALYST III	9,933	0.18	16,880	0.50	0	0.00	0	0.00
HUMAN RESOURCE SPECIALIST II	0	0.00	0	0.00	6,893	0.14	0	0.00
RESEARCH ASSOCIATE II	35,324	0.93	14,140	0.75	119,009	3.00	0	0.00
RESEARCH ASSOCIATE III	91,750	2.17	29,255	1.00	88,426	2.00	0	0.00
RESEARCH ASSOCIATE IV	42,187	0.92	0	0.00	46,032	1.00	0	0.00
PUBLIC INFORMATION SPECIAL I	0	0.00	0	0.00	25,817	0.68	0	0.00
PUBLIC INFORMATION SPEC II	3,041	0.08	0	0.00	0	0.00	0	0.00
PUBLIC INFORMATION COORDINATOR	218,200	4.96	1,682	0.00	266,839	5.68	0	0.00
EXECUTIVE I	14,590	0.42	10,168	0.30	10,649	0.30	0	0.00
PERSONNEL CLERK	0	0.00	0	0.00	2,579	0.07	0	0.00
ADMINISTRATIVE ANALYST III	21,067	0.42	0	0.00	0	0.00	0	0.00



**DECISION ITEM DETAIL**

Budget Unit	FY 2019	FY 2019	FY 2020	FY 2020	FY 2021	FY 2021	*****	*****
Decision Item	ACTUAL	ACTUAL	BUDGET	BUDGET	DEPT REQ	DEPT REQ	SECURED	SECURED
Budget Object Class	DOLLAR	FTE	DOLLAR	FTE	DOLLAR	FTE	COLUMN	COLUMN
<b>COORDINATION ADMINISTRATION</b>								
<b>CORE</b>								
CLIENT SERVICES REPRESENTA II	43,101	1.00	0	0.00	44,132	1.00	0	0.00
RESEARCH ASSOCIATE I	46,304	1.34	56,698	1.90	39,936	1.00	0	0.00
ADMINISTRATIVE ASSISTANT	0	0.00	0	0.00	47,928	1.32	0	0.00
SENIOR ASSOCIATE	124,425	2.35	19,302	0.60	284,094	5.00	0	0.00
PROGRAM SPECIALIST	7,893	0.18	11,218	0.50	0	0.00	0	0.00
CAPITAL IMPROVEMENTS SPEC I	11,714	0.26	0	0.00	0	0.00	0	0.00
OFFICE SUPPORT ASSISTANT	1,570	0.09	0	0.00	0	0.00	0	0.00
FISCAL & ADMINISTRATIVE MGR	15,625	0.21	0	0.00	66,607	0.90	0	0.00
STATE DEPARTMENT DIRECTOR	175,802	1.00	166,140	0.93	66,379	0.37	0	0.00
DEPUTY DEPARTMENT DIRECTOR	0	0.00	0	0.00	11,658	0.10	0	0.00
DESIGNATED PRINC ASSISTANT-DEP	98,201	1.35	53,194	1.33	96,248	1.34	0	0.00
ASSIST COMMISSIONER	413,940	5.27	91,059	1.75	132,362	1.32	0	0.00
MISCELLANEOUS PROFESSIONAL	30,888	0.89	6,966	0.25	46,623	1.49	0	0.00
EXECUTIVE ASSISTANT	42,261	1.00	12,989	0.40	18,751	0.37	0	0.00
SPECIAL ASST PROFFESIONAL	3,417	0.04	0	0.00	66,216	0.81	0	0.00
<b>TOTAL - PS</b>	<b>1,666,070</b>	<b>30.00</b>	<b>1,908,247</b>	<b>36.18</b>	<b>1,908,247</b>	<b>36.18</b>	<b>0</b>	<b>0.00</b>
TRAVEL, IN-STATE	54,649	0.00	21,696	0.00	22,494	0.00	0	0.00
TRAVEL, OUT-OF-STATE	25,840	0.00	10,442	0.00	10,442	0.00	0	0.00
FUEL & UTILITIES	0	0.00	4,224	0.00	4,224	0.00	0	0.00
SUPPLIES	112,487	0.00	32,591	0.00	32,591	0.00	0	0.00
PROFESSIONAL DEVELOPMENT	70,003	0.00	24,939	0.00	24,939	0.00	0	0.00
COMMUNICATION SERV & SUPP	56,874	0.00	19,613	0.00	19,613	0.00	0	0.00
PROFESSIONAL SERVICES	137,547	0.00	86,399	0.00	86,399	0.00	0	0.00
HOUSEKEEPING & JANITORIAL SERV	0	0.00	3	0.00	3	0.00	0	0.00
M&R SERVICES	8,308	0.00	1,738	0.00	1,738	0.00	0	0.00
COMPUTER EQUIPMENT	642	0.00	0	0.00	0	0.00	0	0.00
MOTORIZED EQUIPMENT	0	0.00	3	0.00	3	0.00	0	0.00
OFFICE EQUIPMENT	15,238	0.00	6,952	0.00	6,952	0.00	0	0.00
OTHER EQUIPMENT	5,684	0.00	12,571	0.00	12,571	0.00	0	0.00
PROPERTY & IMPROVEMENTS	0	0.00	3	0.00	3	0.00	0	0.00
BUILDING LEASE PAYMENTS	5,027	0.00	1,201	0.00	1,201	0.00	0	0.00
EQUIPMENT RENTALS & LEASES	2,352	0.00	681	0.00	681	0.00	0	0.00

**DECISION ITEM DETAIL**

Budget Unit	FY 2019	FY 2019	FY 2020	FY 2020	FY 2021	FY 2021	*****	*****
Decision Item	ACTUAL	ACTUAL	BUDGET	BUDGET	DEPT REQ	DEPT REQ	SECURED	SECURED
Budget Object Class	DOLLAR	FTE	DOLLAR	FTE	DOLLAR	FTE	COLUMN	COLUMN
<b>COORDINATION ADMINISTRATION</b>								
<b>CORE</b>								
MISCELLANEOUS EXPENSES	27,981	0.00	391,850	0.00	391,850	0.00	0	0.00
REBILLABLE EXPENSES	1,815	0.00	0	0.00	0	0.00	0	0.00
<b>TOTAL - EE</b>	<b>524,447</b>	<b>0.00</b>	<b>614,906</b>	<b>0.00</b>	<b>615,704</b>	<b>0.00</b>	<b>0</b>	<b>0.00</b>
PROGRAM DISTRIBUTIONS	0	0.00	1	0.00	1	0.00	0	0.00
REFUNDS	75	0.00	0	0.00	0	0.00	0	0.00
<b>TOTAL - PD</b>	<b>75</b>	<b>0.00</b>	<b>1</b>	<b>0.00</b>	<b>1</b>	<b>0.00</b>	<b>0</b>	<b>0.00</b>
<b>GRAND TOTAL</b>	<b>\$2,190,592</b>	<b>30.00</b>	<b>\$2,523,154</b>	<b>36.18</b>	<b>\$2,523,952</b>	<b>36.18</b>	<b>\$0</b>	<b>0.00</b>
<b>GENERAL REVENUE</b>	<b>\$2,157,572</b>	<b>29.76</b>	<b>\$2,391,368</b>	<b>35.18</b>	<b>\$2,392,166</b>	<b>35.18</b>		<b>0.00</b>
<b>FEDERAL FUNDS</b>	<b>\$0</b>	<b>0.00</b>	<b>\$0</b>	<b>0.00</b>	<b>\$0</b>	<b>0.00</b>		<b>0.00</b>
<b>OTHER FUNDS</b>	<b>\$33,020</b>	<b>0.24</b>	<b>\$131,786</b>	<b>1.00</b>	<b>\$131,786</b>	<b>1.00</b>		<b>0.00</b>

**PROGRAM DESCRIPTION**

**Department of Higher Education and Workforce Development**

**HB Section(s): 3.005**

**Program Name: Coordination Administration**

**Program is found in the following core budget(s): Coordination Administration**

**1a. What strategic priority does this program address?**

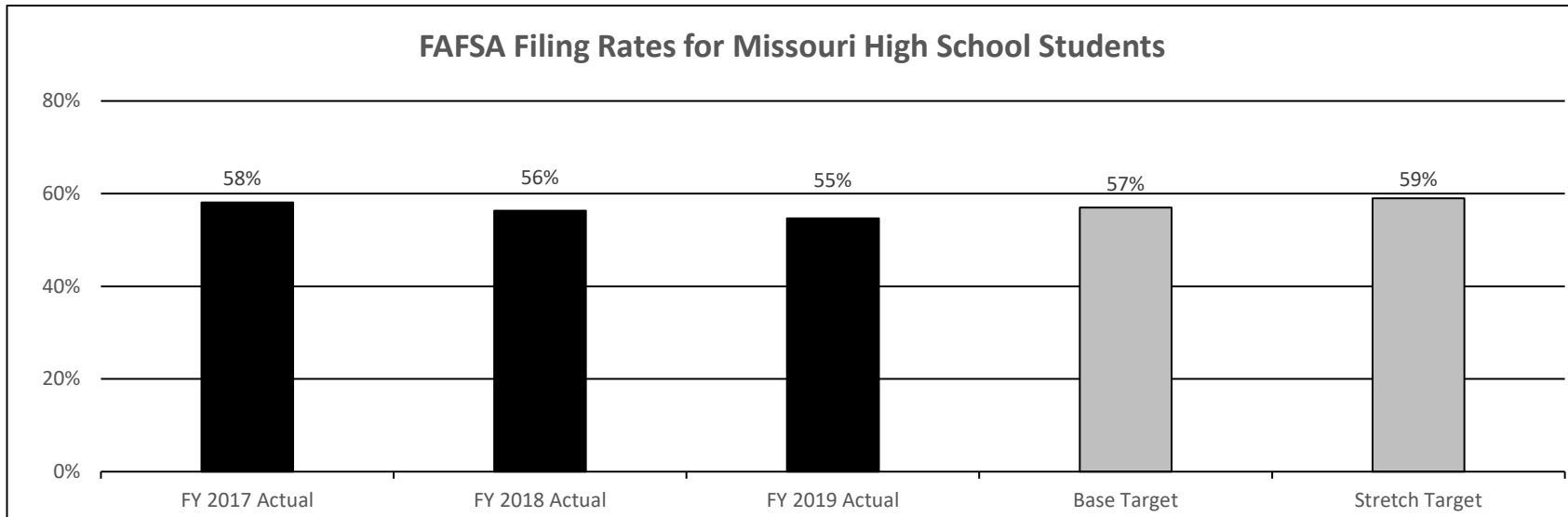
Coordination

**1b. What does this program do?**

This program is responsible for a variety of administrative functions such as reviewing institutional mission and academic programs, coordinating major statewide initiatives, making budget recommendations, coordinating transfer and articulation, and conducting research and policy analysis. Strategic priorities are established and focused on such as helping Missouri reach its educational attainment and workforce goals.

**2a. Provide an activity measure(s) for the program.**

As part of educational attainment goals, MDHEWD seeks to increase the number of Missouri students filing the Free Application for Federal Student Aid (FAFSA), which is the first step to qualifying for most forms of federal and state financial aid, including Access Missouri and A+. MDHEWD offers FAFSA Frenzy events across the state to many high schools, colleges, and community organizations in Missouri to assist students and their families in completing the FAFSA. MDHEWD also offers a FAFSA completion tool that gives local school districts the information they need to drive FAFSA completion rates up.



**PROGRAM DESCRIPTION**

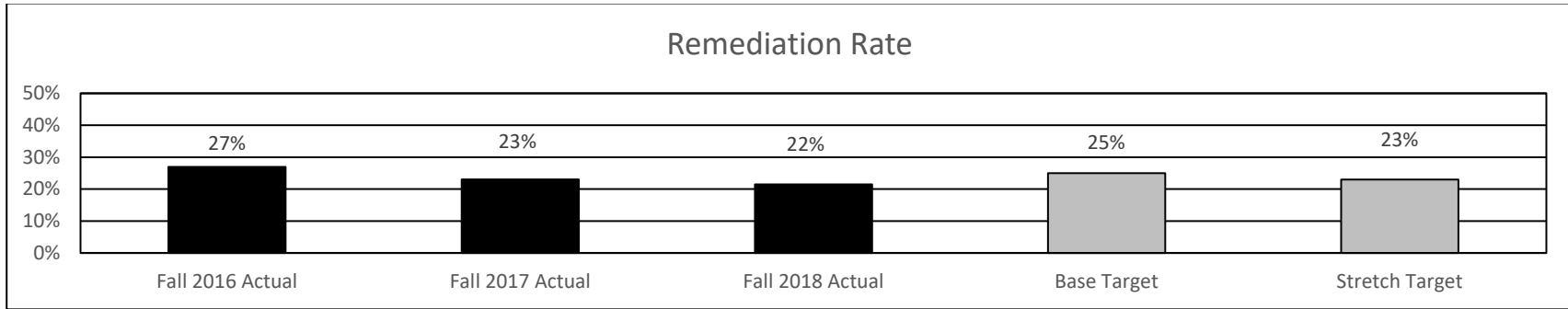
**Department of Higher Education and Workforce Development**

**HB Section(s): 3.005**

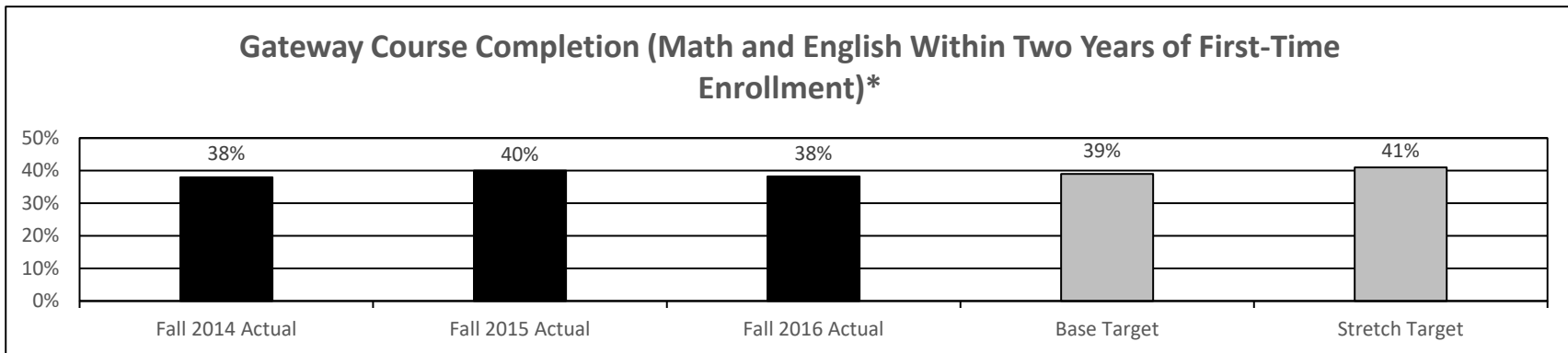
**Program Name: Coordination Administration**

**Program is found in the following core budget(s): Coordination Administration**

HB 1042 directed the CBHE to require public colleges and universities "to replicate best practices in remedial education." One of the best practices identified is developing alternative ways of delivering remedial education, such as the Corequisite Remediation Initiative. MDHEWD's Corequisite Remediation initiative in Missouri strives to increase college access and completion for underprepared students by placing them immediately in college-level coursework with additional academic support, rather than the multiple levels of traditional, non-credit remedial courses.



The Corequisite Remediation Initiative aims to increase gateway course completion within a student's first year of college by enrolling entering students into college-level math and English courses. Corequisite remediation provides those who need additional help with a concurrent course or lab that offers academic support. This reduces the time to degree completion and thus also reduces costs to students.



\* Incoming first-time full-time students (including transfers) who completed both gateway courses within two years of initial enrollment. MDHEWD is using newly available data to replace a discontinued prior data source, and defined gateway courses may differ from prior reports.

**PROGRAM DESCRIPTION**

**Department of Higher Education and Workforce Development**

**HB Section(s): 3.005**

**Program Name: Coordination Administration**

**Program is found in the following core budget(s): Coordination Administration**

**2b. Provide a measure(s) of the program's quality.**

The CBHE, in addition to its responsibility for the approval of new academic programs, is also charged with reviewing existing programs and making recommendations to consolidate or eliminate programs in the best interest of the institutions and the state. The following criteria are utilized: contribution of program to institutional mission, statewide need, access, program expenditures, highly qualified graduates, and productivity. In 2011, the statewide review resulted in the termination of 118 programs, and in 2018, the statewide review resulted in the termination of 215 programs.

Table 1: Review Results		
Program Status	Number	Percentage
Existing programs (not under provisional approval)	1,666	100%
Programs below completion threshold	775	46.5%
Action taken on programs below threshold		Percentage
Voluntarily Terminated	215	27.74%
Inactivated	20	2.58%
Retained	320	41.29%
Provisionally Retained	126	16.26%
Justifications Rejected	19	2.45%
Still in Review	75	9.68%

**PROGRAM DESCRIPTION**

**Department of Higher Education and Workforce Development**

**HB Section(s): 3.005**

**Program Name: Coordination Administration**

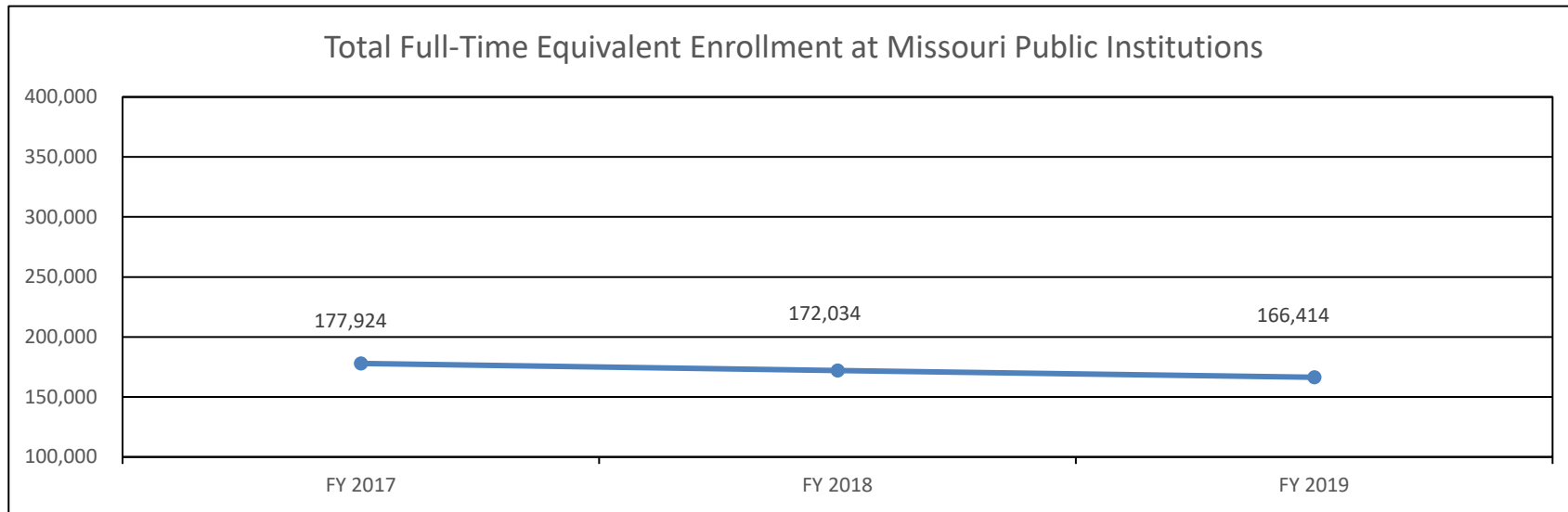
**Program is found in the following core budget(s): Coordination Administration**

**2c. Provide a measure(s) of the program's impact.**

Postsecondary education provides individuals with the knowledge and skills necessary to be economically independent and intellectually engaged.

- 10 public universities and 13 public university campuses with an enrollment of 112,020 students (full-time equivalent)
- 13 public two-year colleges with an enrollment of 52,927 students (FTE)
- 1 public two-year technical college with an enrollment of 1,467 students (FTE)
- 25 independent colleges and universities with an enrollment of 86,759 students (FTE)
- 143 private career or proprietary schools certified to operate by the CBHE with an enrollment in excess of 53,000 students
- 41 area career centers offering courses and programs at the postsecondary/adult level

Total headcount enrollment at Missouri public institutions.



**PROGRAM DESCRIPTION**

**Department of Higher Education and Workforce Development**

**HB Section(s): 3.005**

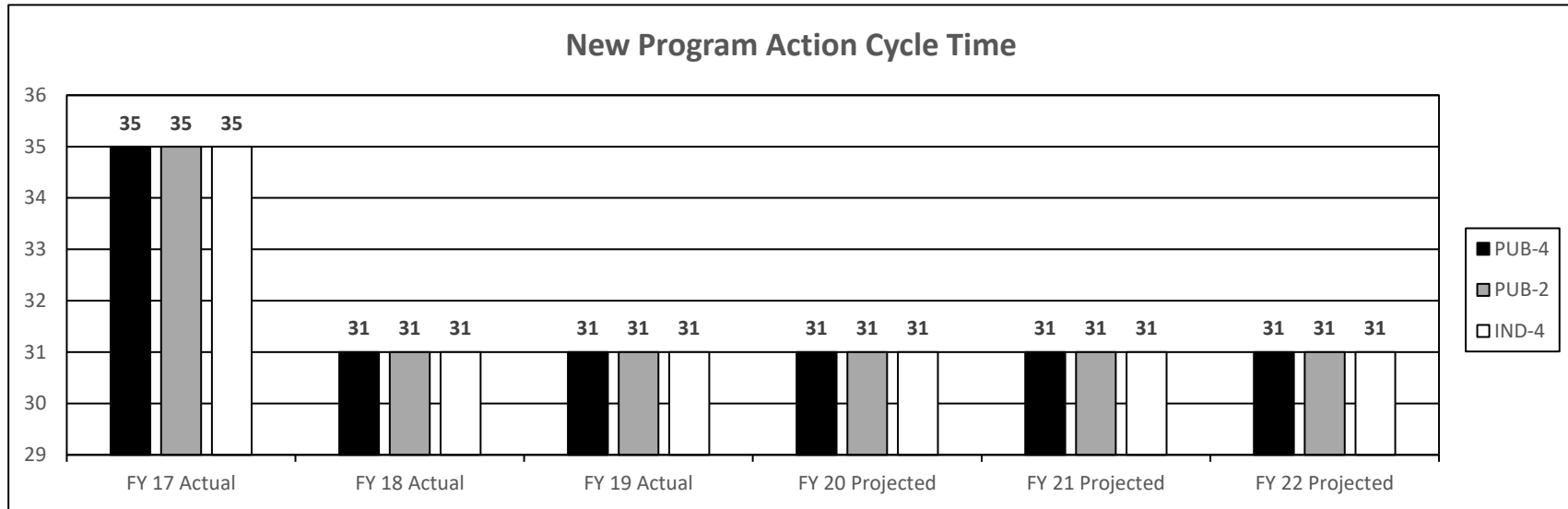
**Program Name: Coordination Administration**

**Program is found in the following core budget(s): Coordination Administration**

**2d. Provide a measure(s) of the program's efficiency.**

One purpose of academic program review is to improve higher education efficiency in the delivery of academic programs to students in Missouri. Part of that efficiency was developing a streamlined process for the review and approval of academic programs submitted by institutions. The prior structure for review of submitted programs was 35 days, with approvals for new programs and program changes being granted once every 4-5 months, to coincide with the CBHE meetings, or upwards of 120 days maximum. This new process reduced the timeline for review AND approval of programs and program changes to 31 days so that institutions have the flexibility to meet workforce and student needs while also maintaining fidelity to their core missions. The new process involves a three-tiered framework - staff review (minor program changes), routine review (new programs meeting specific criteria for expedited review), and comprehensive review (unusually complex submissions meeting specific criteria that place it outside of routine review and requiring a longer, more intense review).

- Cycle time measures the level of efficiency in processing new program and program change requests at the staff and routine levels of review. For all requests at the staff and routine levels received by the first of the month, MDHEWD staff will typically process, review, and report decisions back to the institutions by the end of that same month. Programs reviewed at the comprehensive level are not included in this cycle time due to the complexity of the review process. Base target = 31 days; stretch target = 29 days.



**PROGRAM DESCRIPTION**

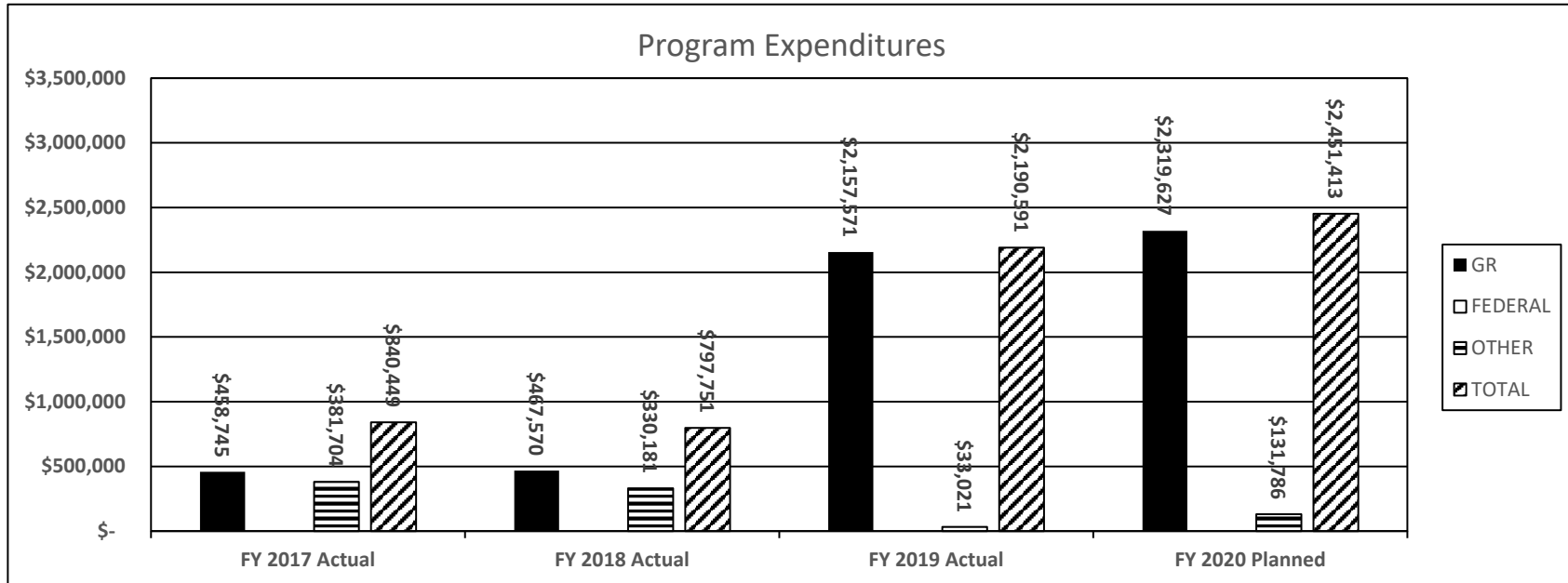
Department of Higher Education and Workforce Development

HB Section(s): 3.005

Program Name: Coordination Administration

Program is found in the following core budget(s): Coordination Administration

3. Provide actual expenditures for the prior three fiscal years and planned expenditures for the current fiscal year. (Note: Amounts do not include fringe benefit costs.)



4. What are the sources of the "Other " funds?

Quality Improvement Revolving Fund (0537); DHE Out-of-State Program Fund (0420)

5. What is the authorization for this program, i.e., federal or state statute, etc.? (Include the federal program number, if applicable.)

Chapter 172, 173, 174 and 178, RSMo

6. Are there federal matching requirements? If yes, please explain.

No

7. Is this a federally mandated program? If yes, please explain.

No



**PROGRAM DESCRIPTION**

**Department of Higher Education and Workforce Development**

**HB Section(s):** 3.005

**Program Name: Out-of-State Program Approval**

**Program is found in the following core budget(s): Coordination Administration**

**1a. What strategic priority does this program address?**

Coordination

**1b. What does this program do?**

This program allows the Missouri Department of Higher Education and Workforce Development (MDHEWD) to provide appropriate oversight of out-of-state public institutions offering online education to Missouri residents, as directed by Section 173.005.2(12)(b)b, RSMo. The number of Missouri residents enrolling in academic programs through online education had increased significantly between 2010 and 2016, but has declined dramatically over the past three years. This has been primarily the result of the State Authorization Reciprocity Agreement (SARA), which allows out-of-state institutions who have joined SARA to be authorized to offer online education in all SARA-participating states. However, some out-of-state institutions that have not joined SARA in their state require the MDHE to authorize them if they want to offer distance education in Missouri. Currently, the department has authorized seven out-of-state public institutions that do not fall under SARA authorization.

**2a. Provide an activity measure(s) for the program.**

**Percent of initial applications meeting the standard.** Out-of-state institutions' authorization to operate in Missouri is granted for one year only to ensure the quality of programs being offered. Out-of-state institutions are required to submit the following information to the MDHEWD yearly, for review and to receive authorization for the next year:

1. Good standing with their state approval agency; **100 percent of initial applications met the standard.**
2. Evidence of accrediting agency certification: **100 percent of initial applications met the standard.**
3. The list of degree programs and projected number of Missouri residents enrolled: **100 percent of initial applications met the standard.**
4. Assurance from the institution that they are abiding by the CBHE Principles of Good Practice for Distance Learning and Web-based courses: **100 percent of initial applications met the standard.**

Forty-nine institutions were authorized during the 2016-2017 year and 12 during the 2017-2018 year. During the 2018-2019 academic year, only 5 institutions, all from the state of California (a non-SARA state), were authorized.

**PROGRAM DESCRIPTION**

**Department of Higher Education and Workforce Development**

**HB Section(s): 3.005**

**Program Name: Out-of-State Program Approval**

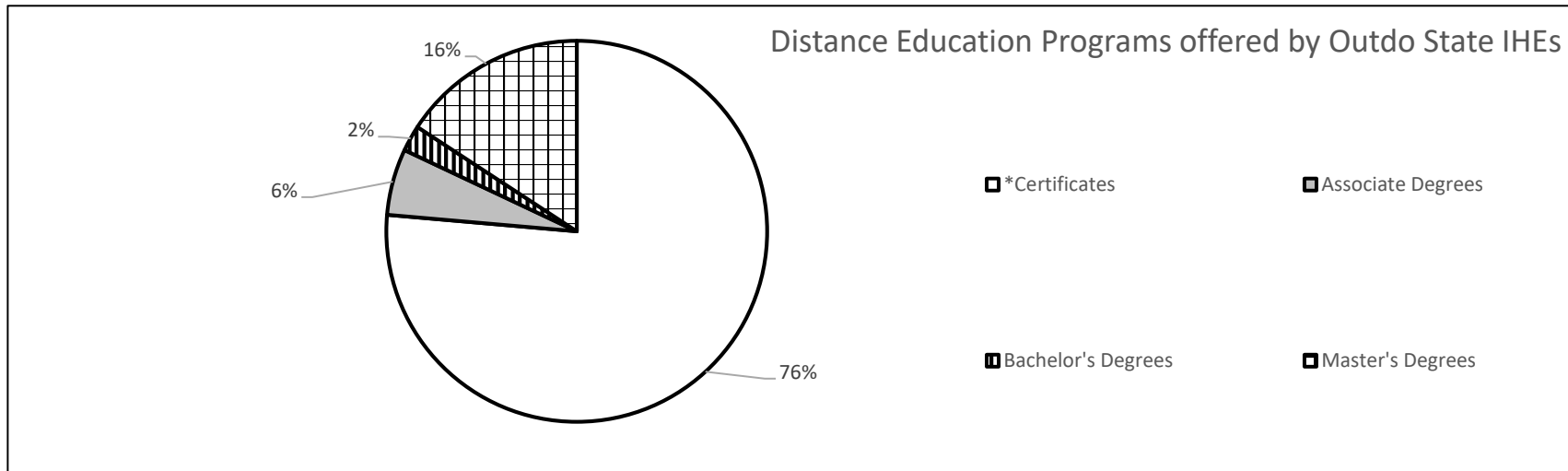
**Program is found in the following core budget(s): Coordination Administration**

**2b. Provide a measure(s) of the program's quality.**

All institutions must provide documentation of accreditation and assure that they are following the CBHE Principles of Good Practice for Distance Learning and Web-Based Courses. All students can file a formal complaint with the Missouri Department of Higher Education and Workforce Development if these schools are in violation of any of these practices as well as complaints of a more general nature. There have been no complaints filed on any certified schools.

**2c. Provide a measure(s) of the program's impact.**

**This program serves a total of 89 Missouri students, all from the five California state institutions receiving certification in FY 18-19.**



**PROGRAM DESCRIPTION**

Department of Higher Education and Workforce Development

HB Section(s): 3.005

Program Name: Out-of-State Program Approval

Program is found in the following core budget(s): Coordination Administration

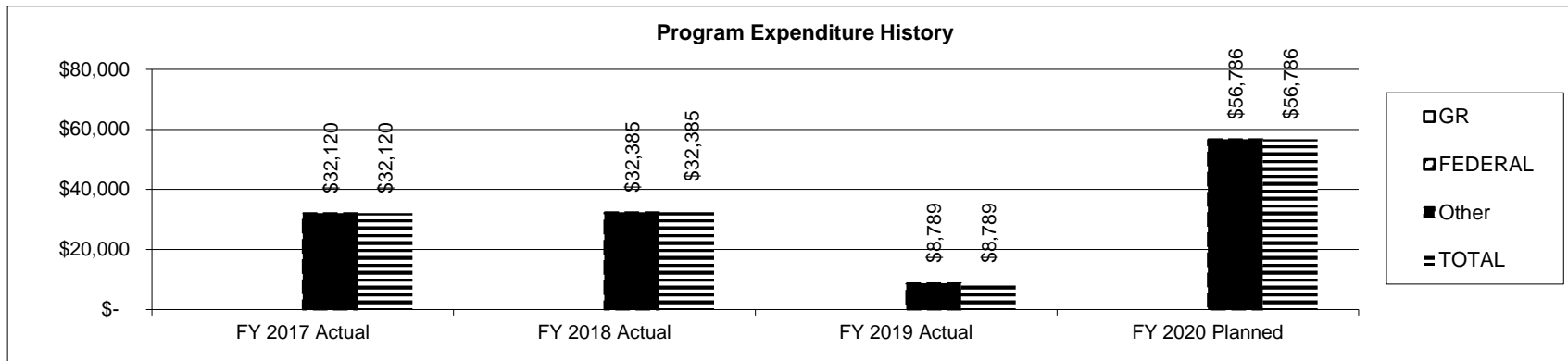
**2d. Provide a measure(s) of the program's efficiency.**

**Percent of approvals completed within the established timeline.** Data to measure efficiency is based on initial contact by the out-of-state institution through time of approval, based on the following parameters:

1. Date the application materials were sent from MDHEWD to the institution-goal was within 10 working days; 100% met.
2. Date official authorization was issued-goal was within 20 working days; 100% met.

**100 percent of approvals completed within the established timeline.**

**3. Provide actual expenditures for the prior three fiscal years and planned expenditures for the current fiscal year. (Note: Amounts do not include fringe benefit costs.)**



**PROGRAM DESCRIPTION**

**Department of Higher Education and Workforce Development**

**HB Section(s):** 3.005

**Program Name: Out-of-State Program Approval**

**Program is found in the following core budget(s): Coordination Administration**

**4. What are the sources of the "Other " funds?**

DHEWD Out-of-State Program Fund (0420)

**5. What is the authorization for this program, i.e., federal or state statute, etc.? (Include the federal program number, if applicable.)**

Section 173.005.2(12)(b)b. and 173.030(6), RSMo

**6. Are there federal matching requirements? If yes, please explain.**

No

**7. Is this a federally mandated program? If yes, please explain.**

No

**NEW DECISION ITEM**

RANK: 6 OF 7

<b>Department of Higher Education and Workforce Development</b>	<b>Budget Unit</b> <u>55531C</u>
<b>Office of Postsecondary Policy</b>	
<b>CORE 42</b> <span style="float:right"><b>DI#1555049</b></span>	<b>HB Section</b> <u>3.005</u>

**1. AMOUNT OF REQUEST**

	FY 2021 Budget Request				E		FY 2021 Governor's Recommendation				E
	GR	Federal	Other	Total			GR	Federal	Other	Total	
PS	0	0	0	0	0	PS	0	0	0	0	
EE	165,000	0	0	165,000		EE	0	0	0	0	
PSD	0	0	0	0		PSD	0	0	0	0	
TRF	0	0	0	0		TRF	0	0	0	0	
<b>Total</b>	<b>165,000</b>	<b>0</b>	<b>0</b>	<b>165,000</b>		<b>Total</b>	<b>0</b>	<b>0</b>	<b>0</b>	<b>0</b>	
FTE	0.00	0.00	0.00	0.00		FTE	0.00	0.00	0.00	0.00	

<b>Est. Fringe</b>	0	0	0	0
--------------------	---	---	---	---

*Note: Fringes budgeted in House Bill 5 except for certain fringes budgeted directly to MoDOT, Highway Patrol, and Conservation.*

<b>Est. Fringe</b>	0	0	0	0
--------------------	---	---	---	---

*Note: Fringes budgeted in House Bill 5 except for certain fringes budgeted directly to MoDOT, Highway Patrol, and Conservation.*

Other Funds:

Other Funds:

**2. THIS REQUEST CAN BE CATEGORIZED AS:**

<input type="checkbox"/> New Legislation	<input type="checkbox"/> New Program	<input type="checkbox"/> Fund Switch
<input type="checkbox"/> Federal Mandate	<input checked="" type="checkbox"/> Program Expansion	<input type="checkbox"/> Cost to Continue
<input type="checkbox"/> GR Pick-Up	<input type="checkbox"/> Space Request	<input type="checkbox"/> Equipment Replacement
<input type="checkbox"/> Pay Plan	<input type="checkbox"/> Other: _____	

**NEW DECISION ITEM**

RANK: 6 OF 7

<b>Department of Higher Education and Workforce Development</b>	<b>Budget Unit</b> <u>55531C</u>
<b>Office of Postsecondary Policy</b>	
<b>CORE 42</b> <b>DI#1555049</b>	<b>HB Section</b> <u>3.005</u>

**3. WHY IS THIS FUNDING NEEDED? PROVIDE AN EXPLANATION FOR ITEMS CHECKED IN #2. INCLUDE THE FEDERAL OR STATE STATUTORY OR CONSTITUTIONAL AUTHORIZATION FOR THIS PROGRAM.**

Senate Bill 997, passed in 2016, established the Higher Education Core Transfer Curriculum Act (CORE 42), which directs the Coordinating Board for Higher Education to develop a standard core transfer curriculum and a common course numbering equivalency matrix for lower-division general education courses to be adopted by all 27 public institutions of higher education. There are also currently four independent institutions participating in the 2019-2020 academic year, with more are anticipated. The department's ability to efficiently and accurately produce the list of approved courses for each academic year impacts students and institutions around the state. The number of approved courses for academic year 2019-2020 is over 3,000 courses. Students wishing to transfer need to be able to see which courses are approved at the receiving institution. Admissions officers must be able to convey information about course equivalencies to potential transfer students. Registrars need to accurately record credits on student transcripts. Institutional catalogs, which are produced in the early spring, must include approved CORE 42 designated courses. Faculty teaching assignments and adjunct hires at some institutions are affected by whether a general education course is included in the CORE 42. This NDI seeks funding for an automation process to support the functions necessary to maintain, evaluate, and communicate the CORE 42 to the thousands of students, faculty, staff, administrators, high school counselors, parents, and other interested parties, across the state of Missouri. The MDHEWD is currently manually managing the proposal of courses, updating and review of new courses via email and excel spreadsheets. This creates technical problems, such as email inboxes being unable to hold the volume of submissions and comments from institutions and faculty across the state. Course reviews would be more transparent if information could be posted for stakeholders to monitor. Finally, the current manual tracking of courses from proposal to approval has the potential for human error. The return on investment for this project can result in staff becoming more efficient, avoiding the cost to institutions in lost tuition dollars or inaccuracies on their end, increasing the quality of employee work, resulting in improved performance, and managing course inconsistencies and errors. It currently takes one staff member approximately 20 minutes to complete the following administrative activities PER COURSE submitted for review: organize submitted course (checking to ensure all required parts are submitted, and contacting institution if parts are missing); post the course via website for faculty review; notify faculty discipline group that course is posted; receive comments/votes on courses (including follow-up with faculty who do not respond); developing review sheets for proposed courses; posting courses in the Excel database as pending; changing course from pending to approved; notifying institution if course is not approved and reason why; changing course to final status on spreadsheet; and uploading spreadsheet into program inventory. Also, staff email is frequently over capacity and emails are not transmitted appropriately, sometimes flagged as needing encryption, and/or high volume results in emails being inadvertently missed. Additionally, as there is not a staff member dedicated to this work full-time, automating this process will allow the individuals managing this process to become more efficient in other required work, and increasing their ability to meet deadlines for other duties. Users will be able to create a login in security and then have access to an area defined by discipline group or knowledge area. Course information can be uploaded to this area, and users can comment and vote on the materials. There can be a security designation for MDHEWD staff and committee chairs to approve courses. Once approved they will be automatically uploaded to the Course Transfer Tracker. Materials related to the review, including courses that are approved, not approved, comments, votes, faculty reviewers, can be stored in databases and accessed with a variety of reporting functions.

NEW DECISION ITEM

RANK: 6 OF 7

Department of Higher Education and Workforce Development	Budget Unit	<u>55531C</u>
Office of Postsecondary Policy		
CORE 42	DI#1555049	HB Section <u>3.005</u>

**4. DESCRIBE THE DETAILED ASSUMPTIONS USED TO DERIVE THE SPECIFIC REQUESTED AMOUNT. (How did you determine that the requested number of FTE were appropriate? From what source or standard did you derive the requested levels of funding? Were alternatives such as outsourcing or automation considered? If based on new legislation, does request tie to TAFP fiscal note? If not, explain why. Detail which portions of the request are one-times and how those amounts were calculated.)**

This portal request is modeled on examples from Illinois' model they created, in addition to examining products from outside vendors. In October 2018, MDHEWD staff viewed a demonstration of two products, the Transfer Equivalency System and Transferology, priced at \$185,000 and \$145,000 respectively. While both products contain some elements of what would be necessary to automate this project, neither fully meets the identified needs. The \$165,000 request based on an average of the two costs for those systems. MDHEWD currently has a security portal where users can register, and uses a portal for the submission of academic programs and changes. MDHEWD feel that either current ITSD or a bid process could result in a product more directly applicable to the identified need, that could interface well with systems already in place.

**NEW DECISION ITEM**

RANK: 6 OF 7

<b>Department of Higher Education and Workforce Development</b>	<b>Budget Unit</b> <u>55531C</u>
<b>Office of Postsecondary Policy</b>	
<b>CORE 42</b> <span style="float:right"><b>DI#1555049</b></span>	<b>HB Section</b> <u>3.005</u>

**5. BREAK DOWN THE REQUEST BY BUDGET OBJECT CLASS, JOB CLASS, AND FUND SOURCE. IDENTIFY ONE-TIME COSTS.**

Budget Object Class/Job Class	Dept Req GR DOLLARS	Dept Req GR FTE	Dept Req FED DOLLARS	Dept Req FED FTE	Dept Req OTHER DOLLARS	Dept Req OTHER FTE	Dept Req TOTAL DOLLARS	Dept Req TOTAL FTE	Dept Req One-Time DOLLARS	E
	0						0			
<b>Total PS</b>	<u>0</u>	<u>0.0</u>	<u>0</u>	<u>0.0</u>	<u>0</u>	<u>0.0</u>	<u>0</u>	<u>0.0</u>	<u>0</u>	
							0			
							0			
<b>Total EE</b>	<u>165,000</u>		<u>0</u>		<u>0</u>		<u>165,000</u>		<u>0</u>	
Program Distributions	<u>0</u>		<u>0</u>		<u>0</u>		<u>0</u>		<u>0</u>	
<b>Total PSD</b>	<u>0</u>		<u>0</u>		<u>0</u>		<u>0</u>		<u>0</u>	
Transfers										
<b>Total TRF</b>	<u>0</u>		<u>0</u>		<u>0</u>		<u>0</u>		<u>0</u>	
<b>Grand Total</b>	<u>165,000</u>	<u>0.0</u>	<u>0</u>	<u>0.0</u>	<u>0</u>	<u>0.0</u>	<u>165,000</u>	<u>0.0</u>	<u>0</u>	



**NEW DECISION ITEM**

RANK: 6 OF 7

<b>Department of Higher Education and Workforce Development</b>	<b>Budget Unit</b> <u>55531C</u>
<b>Office of Postsecondary Policy</b>	
<b>CORE 42</b> <span style="float:right"><b>DI#1555049</b></span>	<b>HB Section</b> <u>3.005</u>

Budget Object Class/Job Class	Gov Rec GR DOLLARS	Gov Rec GR FTE	Gov Rec FED DOLLARS	Gov Rec FED FTE	Gov Rec OTHER DOLLARS	Gov Rec OTHER FTE	Gov Rec TOTAL DOLLARS	Gov Rec TOTAL FTE	Gov Rec One-Time DOLLARS	E
							0			
							0	0.0		
<b>Total PS</b>	<u>0</u>	<u>0.0</u>	<u>0</u>	<u>0.0</u>	<u>0</u>	<u>0.0</u>	<u>0</u>	<u>0.0</u>	<u>0</u>	
							0			
							0			
							0			
<b>Total EE</b>	<u>0</u>		<u>0</u>		<u>0</u>		<u>0</u>		<u>0</u>	
Program Distributions							0			
<b>Total PSD</b>	<u>0</u>		<u>0</u>		<u>0</u>		<u>0</u>		<u>0</u>	
Transfers										
<b>Total TRF</b>	<u>0</u>		<u>0</u>		<u>0</u>		<u>0</u>		<u>0</u>	
<b>Grand Total</b>	<u>0</u>	<u>0.0</u>	<u>0</u>	<u>0.0</u>	<u>0</u>	<u>0.0</u>	<u>0</u>	<u>0.0</u>	<u>0</u>	

NEW DECISION ITEM

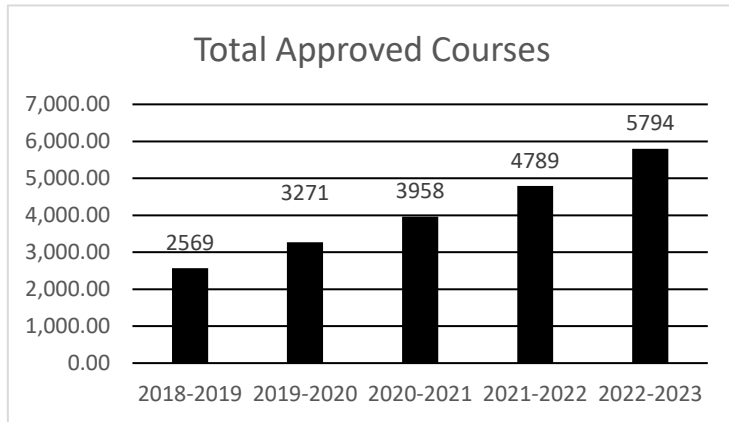
RANK: 6 OF 7

Department of Higher Education and Workforce Development	Budget Unit	55531C	
Office of Postsecondary Policy			
CORE 42	DI#1555049	HB Section	3.005

6. PERFORMANCE MEASURES (If new decision item has an associated core, separately identify projected performance with & without additional funding.)

6a. Provide an activity measure(s) for the program.

- 1. Automation will allow more courses to be reviewed and approved for CORE 42.
- 2. More courses can be transferred within the CORE 42.



There were 2,569 courses added to the CORE 42 in its inaugural academic year, 2018-2019, and 3271 total approved courses for 2019-2020, representing a 21% increase from the first to second year. The additional year calculations are based on the same rate.

6c. Provide a measure(s) of the program's impact.

- 1. The program will be able increase the number of instructional courses reviewed and added to the CORE 42, allowing students to transfer more courses seamlessly between participating campuses.

6b. Provide a measure(s) of the program's quality.

- 1. The total amount of time for collecting, reviewing, approving, and uploading courses will be reduced.
- 2. Course inconsistencies and errors will be reduced/eliminated.

6d. Provide a measure(s) of the program's efficiency.

- 1. Reduction in administratively processing individual courses from 20 minutes, to 5 minutes or less per course.

**NEW DECISION ITEM**

RANK: 6 OF 7

<b>Department of Higher Education and Workforce Development</b>	<b>Budget Unit</b> <u>55531C</u>
<b>Office of Postsecondary Policy</b>	
<b>CORE 42</b> <b>DI#1555049</b>	<b>HB Section</b> <u>3.005</u>

**7. STRATEGIES TO ACHIEVE THE PERFORMANCE MEASUREMENT TARGETS:**

MDHEWD staff will work with ITSD staff and campus stakeholders to plan and create (or purchase ) an online portal to increase efficiencies at both the state, and campus levels.

**DECISION ITEM SUMMARY**

Budget Unit									
Decision Item	FY 2019	FY 2019	FY 2020	FY 2020	FY 2021	FY 2021	*****	*****	
Budget Object Summary	ACTUAL	ACTUAL	BUDGET	BUDGET	DEPT REQ	DEPT REQ	SECURED	SECURED	
Fund	DOLLAR	FTE	DOLLAR	FTE	DOLLAR	FTE	COLUMN	COLUMN	
<b>CORE 42</b>									
<b>CORE 42 - 1555049</b>									
EXPENSE & EQUIPMENT									
GENERAL REVENUE	0	0.00	0	0.00	165,000	0.00	0	0.00	
TOTAL - EE	0	0.00	0	0.00	165,000	0.00	0	0.00	
<b>TOTAL</b>	<b>0</b>	<b>0.00</b>	<b>0</b>	<b>0.00</b>	<b>165,000</b>	<b>0.00</b>	<b>0</b>	<b>0.00</b>	
<b>GRAND TOTAL</b>	<b>\$0</b>	<b>0.00</b>	<b>\$0</b>	<b>0.00</b>	<b>\$165,000</b>	<b>0.00</b>	<b>\$0</b>	<b>0.00</b>	

**DECISION ITEM DETAIL**

Budget Unit	FY 2019	FY 2019	FY 2020	FY 2020	FY 2021	FY 2021	*****	*****
Decision Item	ACTUAL	ACTUAL	BUDGET	BUDGET	DEPT REQ	DEPT REQ	SECURED	SECURED
Budget Object Class	DOLLAR	FTE	DOLLAR	FTE	DOLLAR	FTE	COLUMN	COLUMN
<b>CORE 42</b>								
<b>CORE 42 - 1555049</b>								
COMPUTER EQUIPMENT	0	0.00	0	0.00	165,000	0.00	0	0.00
<b>TOTAL - EE</b>	<b>0</b>	<b>0.00</b>	<b>0</b>	<b>0.00</b>	<b>165,000</b>	<b>0.00</b>	<b>0</b>	<b>0.00</b>
<b>GRAND TOTAL</b>	<b>\$0</b>	<b>0.00</b>	<b>\$0</b>	<b>0.00</b>	<b>\$165,000</b>	<b>0.00</b>	<b>\$0</b>	<b>0.00</b>
GENERAL REVENUE	\$0	0.00	\$0	0.00	\$165,000	0.00		0.00
FEDERAL FUNDS	\$0	0.00	\$0	0.00	\$0	0.00		0.00
OTHER FUNDS	\$0	0.00	\$0	0.00	\$0	0.00		0.00

**NEW DECISION ITEM**  
**RANK: 6 OF 7**

<b>Department of Higher Education and Workforce Development</b>	<b>Budget Unit</b> <u>55532C</u>
<b>Office of Postsecondary Policy</b>	
<b>Dual Credit Certification</b> <span style="float:right"><b>DI#1555050</b></span>	<b>HB Section</b> <u>3.005</u>

**1. AMOUNT OF REQUEST**

	FY 2021 Budget Request				E		FY 2021 Governor's Recommendation				E
	GR	Federal	Other	Total			GR	Federal	Other	Total	
PS	0	0	36,276	36,276		PS	0	0	0	0	
EE	0	0	18,059	18,059		EE	0	0	0	0	
PSD	0	0	0	0		PSD	0	0	0	0	
TRF	0	0	0	0		TRF	0	0	0	0	
<b>Total</b>	<b>0</b>	<b>0</b>	<b>54,335</b>	<b>54,335</b>		<b>Total</b>	<b>0</b>	<b>0</b>	<b>0</b>	<b>0</b>	

FTE	0.00	0.00	1.00	1.00		FTE	0.00	0.00	0.00	0.00
-----	------	------	------	------	--	-----	------	------	------	------

<b>Est. Fringe</b>	0	0	25,207	25,207
<i>Note: Fringes budgeted in House Bill 5 except for certain fringes budgeted directly to MoDOT, Highway Patrol, and Conservation.</i>				

<b>Est. Fringe</b>	0	0	0	0
<i>Note: Fringes budgeted in House Bill 5 except for certain fringes budgeted directly to MoDOT, Highway Patrol, and Conservation.</i>				

Other Funds: Dual Credit Certification Fund (0541) Other Funds:

**2. THIS REQUEST CAN BE CATEGORIZED AS:**

<input checked="" type="checkbox"/> New Legislation	<input checked="" type="checkbox"/> New Program	<input type="checkbox"/> Fund Switch
<input type="checkbox"/> Federal Mandate	<input type="checkbox"/> Program Expansion	<input type="checkbox"/> Cost to Continue
<input type="checkbox"/> GR Pick-Up	<input type="checkbox"/> Space Request	<input type="checkbox"/> Equipment Replacement
<input type="checkbox"/> Pay Plan	<input type="checkbox"/> Other: _____	

**NEW DECISION ITEM**  
**RANK: 6 OF 7**

<b>Department of Higher Education and Workforce Development</b>	<b>Budget Unit</b> <u>55532C</u>
<b>Office of Postsecondary Policy</b>	
<b>Dual Credit Certification</b> <span style="float: right;"><b>DI#1555050</b></span>	<b>HB Section</b> <u>3.005</u>

**3. WHY IS THIS FUNDING NEEDED? PROVIDE AN EXPLANATION FOR ITEMS CHECKED IN #2. INCLUDE THE FEDERAL OR STATE STATUTORY OR CONSTITUTIONAL AUTHORIZATION FOR THIS PROGRAM.**

**Cost to implement SB 997 (2016):** This is the second time DHEWD is requesting funding to implement this legislation. While the DHEWD has been able to move forward without additional funding on several components of this legislation, the dual credit components cannot be implemented without new appropriations. "Dual credit courses" are college level coursework delivered by a postsecondary education institution and taught in the high school by instructors (with appropriate academic credentials) to high school students who are earning high school and college credit simultaneously. State law (§167.223, RSMo) authorizes public high schools, in cooperation with Missouri colleges and universities, to offer postsecondary course options to high school juniors and seniors. The statute was amended in 1998 to expand dual credit eligibility to high school freshmen and sophomores.

SB 997 established a process through which the Coordinating Board for Higher Education (CBHE) shall certify an institution of higher education as an "approved dual credit provider." To be approved, an institution of higher education shall annually submit a written application to the Coordinating Board. SB 997 also created the Core Curriculum Transfer Act (Core 42). Many Core 42 courses are also dual credit courses. To ensure the transferability and quality of these credits, this certification process of dual credit providers is essential. Additionally, quality assurance of dual credit programs is critical for school districts. Providing high-quality early college offerings (such as dual credit) affects school district ratings in the Missouri School Improvement Program (MSIP). A dual credit course may not be advertised or represented as being delivered by an approved dual credit provider unless an application is approved by the CBHE. The statute also allows for the collection of a fee to cover expenses of the certification program and creates a Dual Credit Certification Fund to deposit any monies collected. (§ 173.2500 RSMo)

To implement the dual credit approval process, DHE needs an FTE responsible for the following: 1) receiving, reviewing and reporting on data submitted annually by dual credit providers, 2) preparing an annual report on dual credit in Missouri, 3) disseminate to appropriate audiences those dual credit providers the DHEWD has certified, 4) staff and conduct periodic meetings of the Early College Advisory Board, 5) coordinate periodic on-site reviews of dual credit providers -approximately 7-10 reviews annually, 6) provide assistance to dual credit providers and other customer-service related duties, 7) professional development to remain current on the state of dual credit and early college education.

**NEW DECISION ITEM**  
RANK: 6 OF 7

<u>Department of Higher Education and Workforce Development</u>	<b>Budget Unit</b> <u>55532C</u>
<u>Office of Postsecondary Policy</u>	
<u>Dual Credit Certification</u> <span style="float: right;"><u>DI#1555050</u></span>	<b>HB Section</b> <u>3.005</u>

**4. DESCRIBE THE DETAILED ASSUMPTIONS USED TO DERIVE THE SPECIFIC REQUESTED AMOUNT. (How did you determine that the requested number of FTE were appropriate? From what source or standard did you derive the requested levels of funding? Were alternatives such as outsourcing or automation considered? If based on new legislation, does request tie to TAFP fiscal note? If not, explain why. Detail which portions of the request are one-times and how those amounts were calculated.)**

The DHEWD developed a process, with the assistance of an advisory committee comprised of representatives from dual credit providers, to assess and certify dual credit providers per §173.2500 RSMo. Dual credit certification will require 1.0 FTE, at the level of Research Associate I (\$36,276 annual salary and \$23,665 in fringe) to ensure the timely processing of dual credit provider applications. There are currently 39 approved dual credit providers, each of which will be certified annually. There will be an annual fee of \$2,000 per provider generating up to \$78,000 annually. This will cover the anticipated costs above plus provide expense and equipment of \$18,059. The expense and equipment budget will be used for one-time and ongoing costs of the program such as postage, training, and travel to conduct reviews of dual credit providers. Of the \$78,000 in fees, \$36,276 would be for salary, \$23,665 would be fringe and \$18,059 would be expense and equipment. Those costs would be administered through the Dual Credit Certification Fund established in the statute.



**NEW DECISION ITEM**  
**RANK: 6 OF 7**

<b>Department of Higher Education and Workforce Development</b>	<b>Budget Unit</b> <u>55532C</u>
<b>Office of Postsecondary Policy</b>	
<b>Dual Credit Certification</b> <span style="float: right;"><b>DI#1555050</b></span>	<b>HB Section</b> <u>3.005</u>

**5. BREAK DOWN THE REQUEST BY BUDGET OBJECT CLASS, JOB CLASS, AND FUND SOURCE. IDENTIFY ONE-TIME COSTS.**

Budget Object Class/Job Class	Dept Req GR DOLLARS	Dept Req GR FTE	Dept Req FED DOLLARS	Dept Req FED FTE	Dept Req OTHER DOLLARS	Dept Req OTHER FTE	Dept Req TOTAL DOLLARS	Dept Req TOTAL FTE	Dept Req One-Time DOLLARS	E
<b>Total PS</b>	0	0.0	0	0.0	36,276	1.0	36,276	1.0	0	
<b>Total EE</b>	0		0		18,059		18,059		0	
Program Distributions					0		0			
<b>Total PSD</b>	0		0		0		0		0	
Transfers					0		0			
<b>Total TRF</b>	0		0		0		0		0	
<b>Grand Total</b>	0	0.0	0	0.0	54,335	1.0	54,335	1.0	0	

**NEW DECISION ITEM**  
**RANK: 6 OF 7**

<b>Department of Higher Education and Workforce Development</b>			<b>Budget Unit</b> <u>55532C</u>							
<b>Office of Postsecondary Policy</b>			<b>HB Section</b> <u>3.005</u>							
<b>Dual Credit Certification</b> <u>DI#1555050</u>										
<b>Budget Object Class/Job Class</b>	<b>Gov Rec GR DOLLARS</b>	<b>Gov Rec GR FTE</b>	<b>Gov Rec FED DOLLARS</b>	<b>Gov Rec FED FTE</b>	<b>Gov Rec OTHER DOLLARS</b>	<b>Gov Rec OTHER FTE</b>	<b>Gov Rec TOTAL DOLLARS</b>	<b>Gov Rec TOTAL FTE</b>	<b>Gov Rec One-Time DOLLARS</b>	<b>E</b>
							0			
							0	0.0		
<b>Total PS</b>	<u>0</u>	<u>0.0</u>	<u>0</u>	<u>0.0</u>	<u>0</u>	<u>0.0</u>	<u>0</u>	<u>0.0</u>	<u>0</u>	
							0			
							0			
							0			
<b>Total EE</b>	<u>0</u>		<u>0</u>		<u>0</u>		<u>0</u>		<u>0</u>	
Program Distributions							0			
<b>Total PSD</b>	<u>0</u>		<u>0</u>		<u>0</u>		<u>0</u>		<u>0</u>	
Transfers							0			
<b>Total TRF</b>	<u>0</u>		<u>0</u>		<u>0</u>		<u>0</u>		<u>0</u>	
<b>Grand Total</b>	<u>0</u>	<u>0.0</u>	<u>0</u>	<u>0.0</u>	<u>0</u>	<u>0.0</u>	<u>0</u>	<u>0.0</u>	<u>0</u>	

<u>Department of Higher Education and Workforce Development</u>	Budget Unit <u>55532C</u>
<u>Office of Postsecondary Policy</u>	
<u>Dual Credit Certification</u> <span style="float: right;"><u>DI#1555050</u></span>	HB Section <u>3.005</u>

**6. PERFORMANCE MEASURES (If new decision item has an associated core, separately identify projected performance with & without additional funding.)**

**6a. Provide an activity measure(s) for the program.**

Year One

1. In the first year of the program, finalize processes and procedures for the initial application submission for existing dual credit providers.
2. Work with colleges and universities finalize fee structure.
3. Promulgate administrative rules to support program.
4. Conduct baseline dual credit survey to assess compliance with current dual credit policy (first since last policy update).
5. Complete Dual Credit Report, including best practices and recommendations for changes.
6. Quarterly meetings with Early College Advisory Board.

Year Two

1. Complete initial certification of current dual credit providers.
2. Disseminate to appropriate audiences those dual credit providers the MDHE has certified.

Year Three

1. Recertify existing dual credit providers and certify new providers.
2. Complete 7-10 on-site reviews annually.

**6c. Provide a measure(s) of the program's impact.**

1. Increased assurance in the quality and transferability of dual credit courses among students, parents, districts, DESE, and other institutions of higher education.
2. Decreased time and money for students to complete postsecondary degrees.

**6b. Provide a measure(s) of the program's quality.**

Year One

1. Complete Dual Credit Report which includes baseline compliance information, best practices, and recommendations for changes/areas of further study or reporting.

Subsequent Years

1. Collect annual compliance data from institutions and compare to established benchmarks to determine if programs are meeting intended goals.
2. Timely completion of certifications provide students and school districts with needed information to make informed decisions about dual credit providers.

**6d. Provide a measure(s) of the program's efficiency.**

1. Annual certification of all dual credit providers completed according to published timeline.
2. Reports completed according to published timeline.
3. Administrative rules promulgated.
4. Continuous review of internal processes and procedures to ensure reflect best practices.

**NEW DECISION ITEM**  
**RANK: 6 OF 7**

<b>Department of Higher Education and Workforce Development</b>	<b>Budget Unit</b> <u>55532C</u>
<b>Office of Postsecondary Policy</b>	
<b>Dual Credit Certification</b> <span style="float: right;"><b>DI#1555050</b></span>	<b>HB Section</b> <u>3.005</u>

**7. STRATEGIES TO ACHIEVE THE PERFORMANCE MEASUREMENT TARGETS:**

This position will work with the established Early College Advisory Board and campus personnel, stay abreast of current literature and best practices in the field, and attend professional development as appropriate to ensure a robust certification program is developed and implemented. DHEWD will implement the dual credit approval process with fees from dual credit providers. Once the initial round of fees have been collected, an FTE will be hired to fully implement the program and manage the ongoing review efforts. The following Institutions are currently dual credit providers that would be certified and assessed the statutorily fee:

- |                                     |                                       |
|-------------------------------------|---------------------------------------|
| Central Methodist University        | Cleveland University – Kansas City    |
| Columbia College                    | Crowder College                       |
| Culver-Stockton College             | Drury University                      |
| East Central College                | Hannibal-LaGrange University          |
| Jefferson College                   | Lindenwood University                 |
| Lincoln University                  | Maryville University                  |
| Metropolitan Community College      | Mineral Area College                  |
| Missouri Baptist University         | Missouri Southern State University    |
| Missouri State University           | Missouri State University-West Plains |
| Missouri Valley College             | Missouri Western State University     |
| Moberly Area Community College      | North Central Missouri College        |
| Northwest Missouri State University | Ozarks Technical Community College    |
| Park University                     | Rockhurst University                  |
| Saint Louis University              | Southeast Missouri State University   |
| Southwest Baptist University        | State Fair Community College          |
| State Technical College of Missouri | St. Charles Community College         |
| St. Louis Community College         | Stephens College                      |
| Three Rivers College                | Truman State University               |
| University of Central Missouri      | University of Missouri-Kansas City    |

**DECISION ITEM SUMMARY**

<b>Budget Unit</b>								
<b>Decision Item</b>	<b>FY 2019</b>	<b>FY 2019</b>	<b>FY 2020</b>	<b>FY 2020</b>	<b>FY 2021</b>	<b>FY 2021</b>	<b>*****</b>	<b>*****</b>
<b>Budget Object Summary</b>	<b>ACTUAL</b>	<b>ACTUAL</b>	<b>BUDGET</b>	<b>BUDGET</b>	<b>DEPT REQ</b>	<b>DEPT REQ</b>	<b>SECURED</b>	<b>SECURED</b>
<b>Fund</b>	<b>DOLLAR</b>	<b>FTE</b>	<b>DOLLAR</b>	<b>FTE</b>	<b>DOLLAR</b>	<b>FTE</b>	<b>COLUMN</b>	<b>COLUMN</b>
<b>DUAL CREDIT CERTIFICATION</b>								
<b>Dual Credit Certification - 1555050</b>								
PERSONAL SERVICES								
DUAL CREDIT SCHOLARSHIP FUND	0	0.00	0	0.00	36,276	1.00	0	0.00
TOTAL - PS	0	0.00	0	0.00	36,276	1.00	0	0.00
EXPENSE & EQUIPMENT								
DUAL CREDIT SCHOLARSHIP FUND	0	0.00	0	0.00	18,059	0.00	0	0.00
TOTAL - EE	0	0.00	0	0.00	18,059	0.00	0	0.00
<b>TOTAL</b>	<b>0</b>	<b>0.00</b>	<b>0</b>	<b>0.00</b>	<b>54,335</b>	<b>1.00</b>	<b>0</b>	<b>0.00</b>
<b>GRAND TOTAL</b>	<b>\$0</b>	<b>0.00</b>	<b>\$0</b>	<b>0.00</b>	<b>\$54,335</b>	<b>1.00</b>	<b>\$0</b>	<b>0.00</b>

**DECISION ITEM DETAIL**

Budget Unit	FY 2019	FY 2019	FY 2020	FY 2020	FY 2021	FY 2021	*****	*****
Decision Item	ACTUAL	ACTUAL	BUDGET	BUDGET	DEPT REQ	DEPT REQ	SECURED	SECURED
Budget Object Class	DOLLAR	FTE	DOLLAR	FTE	DOLLAR	FTE	COLUMN	COLUMN
<b>DUAL CREDIT CERTIFICATION</b>								
<b>Dual Credit Certification - 1555050</b>								
RESEARCH ANALYST I	0	0.00	0	0.00	36,276	1.00	0	0.00
<b>TOTAL - PS</b>	<b>0</b>	<b>0.00</b>	<b>0</b>	<b>0.00</b>	<b>36,276</b>	<b>1.00</b>	<b>0</b>	<b>0.00</b>
TRAVEL, IN-STATE	0	0.00	0	0.00	2,556	0.00	0	0.00
SUPPLIES	0	0.00	0	0.00	372	0.00	0	0.00
PROFESSIONAL DEVELOPMENT	0	0.00	0	0.00	1,000	0.00	0	0.00
COMMUNICATION SERV & SUPP	0	0.00	0	0.00	1,000	0.00	0	0.00
PROFESSIONAL SERVICES	0	0.00	0	0.00	6,530	0.00	0	0.00
COMPUTER EQUIPMENT	0	0.00	0	0.00	1,000	0.00	0	0.00
OFFICE EQUIPMENT	0	0.00	0	0.00	5,600	0.00	0	0.00
MISCELLANEOUS EXPENSES	0	0.00	0	0.00	1	0.00	0	0.00
<b>TOTAL - EE</b>	<b>0</b>	<b>0.00</b>	<b>0</b>	<b>0.00</b>	<b>18,059</b>	<b>0.00</b>	<b>0</b>	<b>0.00</b>
<b>GRAND TOTAL</b>	<b>\$0</b>	<b>0.00</b>	<b>\$0</b>	<b>0.00</b>	<b>\$54,335</b>	<b>1.00</b>	<b>\$0</b>	<b>0.00</b>
<b>GENERAL REVENUE</b>	<b>\$0</b>	<b>0.00</b>	<b>\$0</b>	<b>0.00</b>	<b>\$0</b>	<b>0.00</b>		<b>0.00</b>
<b>FEDERAL FUNDS</b>	<b>\$0</b>	<b>0.00</b>	<b>\$0</b>	<b>0.00</b>	<b>\$0</b>	<b>0.00</b>		<b>0.00</b>
<b>OTHER FUNDS</b>	<b>\$0</b>	<b>0.00</b>	<b>\$0</b>	<b>0.00</b>	<b>\$54,335</b>	<b>1.00</b>		<b>0.00</b>

**CORE DECISION ITEM**

<b>Department of Higher Education and Workforce Development</b>	<b>Budget Unit</b>	<u>55640C</u>
<b>Division of Missouri Student Grants and Scholarships</b>		
<b>Core - Grant/Scholarship Administration</b>	<b>HB Section</b>	<u>3.005</u>

**1. CORE FINANCIAL SUMMARY**

	FY 2021 Budget Request						FY 2021 Governor's Recommendation				
	GR	Federal	Other	Total	E		GR	Federal	Other	Total	E
PS	362,723	0	0	362,723		PS	0	0	0	0	
EE	40,175	0	0	40,175		EE	0	0	0	0	
PSD	0	0	0	0		PSD	0	0	0	0	
TRF	0	0	0	0		TRF	0	0	0	0	
<b>Total</b>	<b>402,898</b>	<b>0</b>	<b>0</b>	<b>402,898</b>		<b>Total</b>	<b>0</b>	<b>0</b>	<b>0</b>	<b>0</b>	
FTE	8.85	0.00	0.00	8.85		FTE	0.00	0.00	0.00	0.00	

<b>Est. Fringe</b>	<i>198,955</i>	<i>0</i>	<i>0</i>	<i>198,955</i>
--------------------	----------------	----------	----------	----------------

*Note: Fringes budgeted in House Bill 5 except for certain fringes budgeted directly to MoDOT, Highway Patrol, and Conservation.*

<b>Est. Fringe</b>	<i>0</i>	<i>0</i>	<i>0</i>	<i>0</i>
--------------------	----------	----------	----------	----------

*Note: Fringes budgeted in House Bill 5 except for certain fringes budgeted directly to MoDOT, Highway Patrol, and Conservation.*

Other Funds:

Other Funds:

**2. CORE DESCRIPTION**

This program administered nine state student financial assistance programs that provided approximately \$129 million to more than 61,500 Missouri residents during FY 2019. The programs administered include: the Advanced Placement Incentive Grant, the Higher Education Academic Scholarship Program (Bright Flight), the Access Missouri Financial Assistance Program, the A+ Scholarship, the Public Service Officer Survivor Grant, the Marguerite Ross Barnett Scholarship, the Minority and Underrepresented Environmental Literacy Program, the Wartime Veteran's Survivors Grant and the Kids' Chance Scholarship. This program also continues to service student repayment and loan forgiveness under the Minority Teaching Scholarship. Beginning in FY 2020, the number of programs administered has increased to 10 with the implementation of the Fast Track Workforce Incentive Grant. In addition, the A+ Scholarship was expanded to include reimbursement for dual credit and dual enrollment coursework. This request is for general revenue funding of \$402,898 and 8.85 FTE necessary to administer the 10 state-funded financial assistance programs.

**CORE DECISION ITEM**

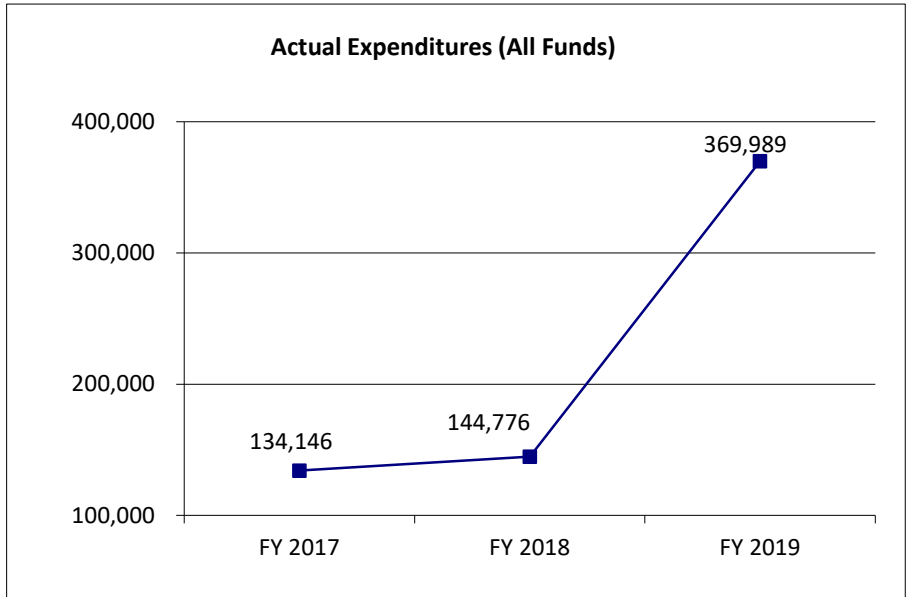
<b>Department of Higher Education and Workforce Development</b>	<b>Budget Unit</b>	<u>55640C</u>
<b>Division of Missouri Student Grants and Scholarships</b>		
<b>Core - Grant/Scholarship Administration</b>	<b>HB Section</b>	<u>3.005</u>

**3. PROGRAM LISTING (list programs included in this core funding)**

Grant and Scholarship Administration

**4. FINANCIAL HISTORY**

	<u>FY 2017</u> <u>Actual</u>	<u>FY 2018</u> <u>Actual</u>	<u>FY 2019</u> <u>Actual</u>	<u>FY 2020</u> <u>Current Yr.</u>
Appropriation (All Funds)	149,604	149,604	394,429	402,898
Less Reverted (All Funds)	(4,488)	(4,488)	(11,833)	(12,087)
Less Restricted (All Funds)	0	0	0	0
Budget Authority (All Funds)	145,116	145,116	382,596	N/A
Actual Expenditures (All Funds)	134,146	144,776	369,989	N/A
Unexpended (All Funds)	10,970	340	12,607	N/A
Unexpended, by Fund:				
General Revenue	10,970	340	12,607	N/A
Federal	0	0	0	N/A
Other	0	0	0	N/A



Reverted includes the statutory three-percent reserve amount (when applicable).

Restricted includes any Governor's Expenditure Restrictions which remained at the end of the fiscal year (when applicable).

**NOTES:** (1) Increase of funds from FY 2018 to FY 2019 was because 6 FTE's were moved from the Loan Program to Grant & Scholarship Administration.



**CORE RECONCILIATION DETAIL**

**DEPARTMENT OF HIGHER EDUCATION  
GRANT & SCHOLARSHIP ADMIN**

**5. CORE RECONCILIATION DETAIL**

	Budget Class	FTE	GR	Federal	Other	Total	Explanation
<b>TAFP AFTER VETOES</b>							
	PS	8.85	362,723	0	0	362,723	
	EE	0.00	40,175	0	0	40,175	
	<b>Total</b>	<b>8.85</b>	<b>402,898</b>	<b>0</b>	<b>0</b>	<b>402,898</b>	
<b>DEPARTMENT CORE ADJUSTMENTS</b>							
Core Reallocation	1993 3857 PS	0.00	0	0	0		(0) Re-allocated positions and made corrections required as a result of the FY19 fund swap (which moved DHE from GAOF funding to GR ) along with the reorganization and cost allocation efforts for the new department.
<b>NET DEPARTMENT CHANGES</b>		<b>0.00</b>	<b>0</b>	<b>0</b>	<b>0</b>		<b>(0)</b>
<b>DEPARTMENT CORE REQUEST</b>							
	PS	8.85	362,723	0	0	362,723	
	EE	0.00	40,175	0	0	40,175	
	<b>Total</b>	<b>8.85</b>	<b>402,898</b>	<b>0</b>	<b>0</b>	<b>402,898</b>	
<b>GOVERNOR'S RECOMMENDED CORE</b>							
	PS	8.85	362,723	0	0	362,723	
	EE	0.00	40,175	0	0	40,175	
	<b>Total</b>	<b>8.85</b>	<b>402,898</b>	<b>0</b>	<b>0</b>	<b>402,898</b>	

**DECISION ITEM SUMMARY**

Budget Unit									
Decision Item	FY 2019	FY 2019	FY 2020	FY 2020	FY 2021	FY 2021	*****	*****	
Budget Object Summary	ACTUAL	ACTUAL	BUDGET	BUDGET	DEPT REQ	DEPT REQ	SECURED	SECURED	
Fund	DOLLAR	FTE	DOLLAR	FTE	DOLLAR	FTE	COLUMN	COLUMN	
<b>GRANT &amp; SCHOLARSHIP ADMIN</b>									
<b>CORE</b>									
PERSONAL SERVICES									
GENERAL REVENUE	331,019	6.62	362,723	8.85	362,723	8.85	0	0.00	
TOTAL - PS	331,019	6.62	362,723	8.85	362,723	8.85	0	0.00	
EXPENSE & EQUIPMENT									
GENERAL REVENUE	38,970	0.00	40,175	0.00	40,175	0.00	0	0.00	
TOTAL - EE	38,970	0.00	40,175	0.00	40,175	0.00	0	0.00	
<b>TOTAL</b>	<b>369,989</b>	<b>6.62</b>	<b>402,898</b>	<b>8.85</b>	<b>402,898</b>	<b>8.85</b>	<b>0</b>	<b>0.00</b>	
<b>Pay Plan FY20-Cost to Continue - 0000013</b>									
PERSONAL SERVICES									
GENERAL REVENUE	0	0.00	0	0.00	5,360	0.00	0	0.00	
TOTAL - PS	0	0.00	0	0.00	5,360	0.00	0	0.00	
<b>TOTAL</b>	<b>0</b>	<b>0.00</b>	<b>0</b>	<b>0.00</b>	<b>5,360</b>	<b>0.00</b>	<b>0</b>	<b>0.00</b>	
<b>Fack Track Scholarship - EE/PS - 1555053</b>									
PERSONAL SERVICES									
GENERAL REVENUE	0	0.00	0	0.00	63,666	2.00	0	0.00	
TOTAL - PS	0	0.00	0	0.00	63,666	2.00	0	0.00	
EXPENSE & EQUIPMENT									
GENERAL REVENUE	0	0.00	0	0.00	99,357	0.00	0	0.00	
TOTAL - EE	0	0.00	0	0.00	99,357	0.00	0	0.00	
<b>TOTAL</b>	<b>0</b>	<b>0.00</b>	<b>0</b>	<b>0.00</b>	<b>163,023</b>	<b>2.00</b>	<b>0</b>	<b>0.00</b>	
<b>Dual Credit Scholarship -EE - 1555055</b>									
EXPENSE & EQUIPMENT									
GENERAL REVENUE	0	0.00	0	0.00	145,800	0.00	0	0.00	
TOTAL - EE	0	0.00	0	0.00	145,800	0.00	0	0.00	
<b>TOTAL</b>	<b>0</b>	<b>0.00</b>	<b>0</b>	<b>0.00</b>	<b>145,800</b>	<b>0.00</b>	<b>0</b>	<b>0.00</b>	
<b>A+Dual Credit Program EE - 1555056</b>									
PERSONAL SERVICES									

9/27/19 0:05

im\_disummary

**DECISION ITEM SUMMARY**

Budget Unit									
Decision Item	FY 2019	FY 2019	FY 2020	FY 2020	FY 2021	FY 2021	*****	*****	
Budget Object Summary	ACTUAL	ACTUAL	BUDGET	BUDGET	DEPT REQ	DEPT REQ	SECURED	SECURED	
Fund	DOLLAR	FTE	DOLLAR	FTE	DOLLAR	FTE	COLUMN	COLUMN	
<b>GRANT &amp; SCHOLARSHIP ADMIN</b>									
<b>A+Dual Credit Program EE - 1555056</b>									
PERSONAL SERVICES									
GENERAL REVENUE	0	0.00	0	0.00	35,350	1.00	0	0.00	
TOTAL - PS	0	0.00	0	0.00	35,350	1.00	0	0.00	
EXPENSE & EQUIPMENT									
GENERAL REVENUE	0	0.00	0	0.00	268,297	0.00	0	0.00	
TOTAL - EE	0	0.00	0	0.00	268,297	0.00	0	0.00	
<b>TOTAL</b>	<b>0</b>	<b>0.00</b>	<b>0</b>	<b>0.00</b>	<b>303,647</b>	<b>1.00</b>	<b>0</b>	<b>0.00</b>	
<b>GRAND TOTAL</b>	<b>\$369,989</b>	<b>6.62</b>	<b>\$402,898</b>	<b>8.85</b>	<b>\$1,020,728</b>	<b>11.85</b>	<b>\$0</b>	<b>0.00</b>	

**FLEXIBILITY REQUEST FORM**

<b>BUDGET UNIT NUMBER:</b> 55640C	<b>DEPARTMENT:</b> Higher Education and Workforce Development
<b>BUDGET UNIT NAME:</b> Grant & Scholarship Administration	
<b>HOUSE BILL SECTION:</b> 3.005	<b>DIVISION:</b> Grant & Scholarship Administration

**1. Provide the amount by fund of personal service flexibility and the amount by fund of expense and equipment flexibility you are requesting in dollar and percentage terms and explain why the flexibility is needed. If flexibility is being requested among divisions, provide the amount by fund of flexibility you are requesting in dollar and percentage terms and explain why the flexibility is needed.**

**DEPARTMENT REQUEST**

General Revenue	PS	18,136	5%
General Revenue	E&E	2,009	5%

Flexibility will allow MDHEWD to reallocate these limited resources so they can be effectively administered to meet mandatory expenditures. Currently only five percent is allowed to flex.

**2. Estimate how much flexibility will be used for the budget year. How much flexibility was used in the Prior Year Budget and the Current Year Budget? Please specify the amount.**

PRIOR YEAR ACTUAL AMOUNT OF FLEXIBILITY USED	CURRENT YEAR ESTIMATED AMOUNT OF FLEXIBILITY THAT WILL BE USED	BUDGET REQUEST ESTIMATED AMOUNT OF FLEXIBILITY THAT WILL BE USED
\$0	\$0	\$0

**3. Please explain how flexibility was used in the prior and/or current years.**

PRIOR YEAR EXPLAIN ACTUAL USE	CURRENT YEAR EXPLAIN PLANNED USE
No Flexibility was used in 2019	DHEWD does not anticipate using flexibility unless it is necessary to meet mandatory expenditures. Depending on whether vacancies occur, it may be necessary to flex EE to PS to pay annual leave balances to retiring employees.

**DECISION ITEM DETAIL**

Budget Unit	FY 2019	FY 2019	FY 2020	FY 2020	FY 2021	FY 2021	*****	*****
Decision Item	ACTUAL	ACTUAL	BUDGET	BUDGET	DEPT REQ	DEPT REQ	SECURED	SECURED
Budget Object Class	DOLLAR	FTE	DOLLAR	FTE	DOLLAR	FTE	COLUMN	COLUMN
<b>GRANT &amp; SCHOLARSHIP ADMIN</b>								
<b>CORE</b>								
SENIOR COUNSEL	0	0.00	0	0.00	711	0.01	0	0.00
OTHER	0	0.00	226,194	5.93	16,958	1.50	0	0.00
PUBLIC INFORMATION COORDINATOR	1,755	0.04	0	0.00	0	0.00	0	0.00
EXECUTIVE I	0	0.00	0	0.00	36,256	1.00	0	0.00
ADMINISTRATIVE ANALYST III	2,088	0.04	0	0.00	0	0.00	0	0.00
ADMINISTRATIVE ASSISTANT	0	0.00	0	0.00	3,303	0.10	0	0.00
COMPLIANCE REVIEWER II	35,204	0.83	0	0.00	45,700	1.00	0	0.00
SENIOR ASSOCIATE	102,687	1.96	0	0.00	107,024	2.00	0	0.00
STUDENT ASSISTANCE ASSOCIATE	46,521	1.04	43,813	0.83	45,671	1.00	0	0.00
PROGRAM SPECIALIST	0	0.00	75,789	2.00	0	0.00	0	0.00
FINANCIAL AID SPECIALIST	76,566	2.00	0	0.00	78,387	2.00	0	0.00
STATE DEPARTMENT DIRECTOR	0	0.00	13,261	0.07	3,586	0.02	0	0.00
DEPUTY DEPARTMENT DIRECTOR	0	0.00	0	0.00	11,658	0.10	0	0.00
DESIGNATED PRINC ASSISTANT-DEP	60,660	0.64	3,666	0.02	12,637	0.11	0	0.00
ASSIST COMMISSIONER	5,538	0.07	0	0.00	0	0.00	0	0.00
SPECIAL ASST PROFFESIONAL	0	0.00	0	0.00	832	0.01	0	0.00
<b>TOTAL - PS</b>	<b>331,019</b>	<b>6.62</b>	<b>362,723</b>	<b>8.85</b>	<b>362,723</b>	<b>8.85</b>	<b>0</b>	<b>0.00</b>
TRAVEL, IN-STATE	758	0.00	2,510	0.00	2,510	0.00	0	0.00
TRAVEL, OUT-OF-STATE	2,687	0.00	1,875	0.00	1,875	0.00	0	0.00
FUEL & UTILITIES	0	0.00	50	0.00	50	0.00	0	0.00
SUPPLIES	6,057	0.00	10,100	0.00	10,100	0.00	0	0.00
PROFESSIONAL DEVELOPMENT	2,450	0.00	2,074	0.00	2,074	0.00	0	0.00
COMMUNICATION SERV & SUPP	0	0.00	2,403	0.00	2,403	0.00	0	0.00
PROFESSIONAL SERVICES	25,148	0.00	2,276	0.00	2,276	0.00	0	0.00
M&R SERVICES	0	0.00	189	0.00	189	0.00	0	0.00
MOTORIZED EQUIPMENT	0	0.00	500	0.00	500	0.00	0	0.00
OFFICE EQUIPMENT	0	0.00	3,525	0.00	3,525	0.00	0	0.00
OTHER EQUIPMENT	0	0.00	2,698	0.00	2,698	0.00	0	0.00
PROPERTY & IMPROVEMENTS	0	0.00	50	0.00	50	0.00	0	0.00
BUILDING LEASE PAYMENTS	0	0.00	100	0.00	100	0.00	0	0.00
EQUIPMENT RENTALS & LEASES	0	0.00	100	0.00	100	0.00	0	0.00

**DECISION ITEM DETAIL**

Budget Unit	FY 2019	FY 2019	FY 2020	FY 2020	FY 2021	FY 2021	*****	*****
Decision Item	ACTUAL	ACTUAL	BUDGET	BUDGET	DEPT REQ	DEPT REQ	SECURED	SECURED
Budget Object Class	DOLLAR	FTE	DOLLAR	FTE	DOLLAR	FTE	COLUMN	COLUMN
<b>GRANT &amp; SCHOLARSHIP ADMIN</b>								
<b>CORE</b>								
MISCELLANEOUS EXPENSES	1,870	0.00	11,725	0.00	11,725	0.00	0	0.00
<b>TOTAL - EE</b>	<b>38,970</b>	<b>0.00</b>	<b>40,175</b>	<b>0.00</b>	<b>40,175</b>	<b>0.00</b>	<b>0</b>	<b>0.00</b>
<b>GRAND TOTAL</b>	<b>\$369,989</b>	<b>6.62</b>	<b>\$402,898</b>	<b>8.85</b>	<b>\$402,898</b>	<b>8.85</b>	<b>\$0</b>	<b>0.00</b>
GENERAL REVENUE	\$369,989	6.62	\$402,898	8.85	\$402,898	8.85		0.00
FEDERAL FUNDS	\$0	0.00	\$0	0.00	\$0	0.00		0.00
OTHER FUNDS	\$0	0.00	\$0	0.00	\$0	0.00		0.00

**PROGRAM DESCRIPTION**

**Department of Higher Education and Workforce Development**

**HB Section(s): 3.005**

**Program Name: Grant and Scholarship Administration**

**Program is found in the following core budget(s): Grant/Scholarship Administration**

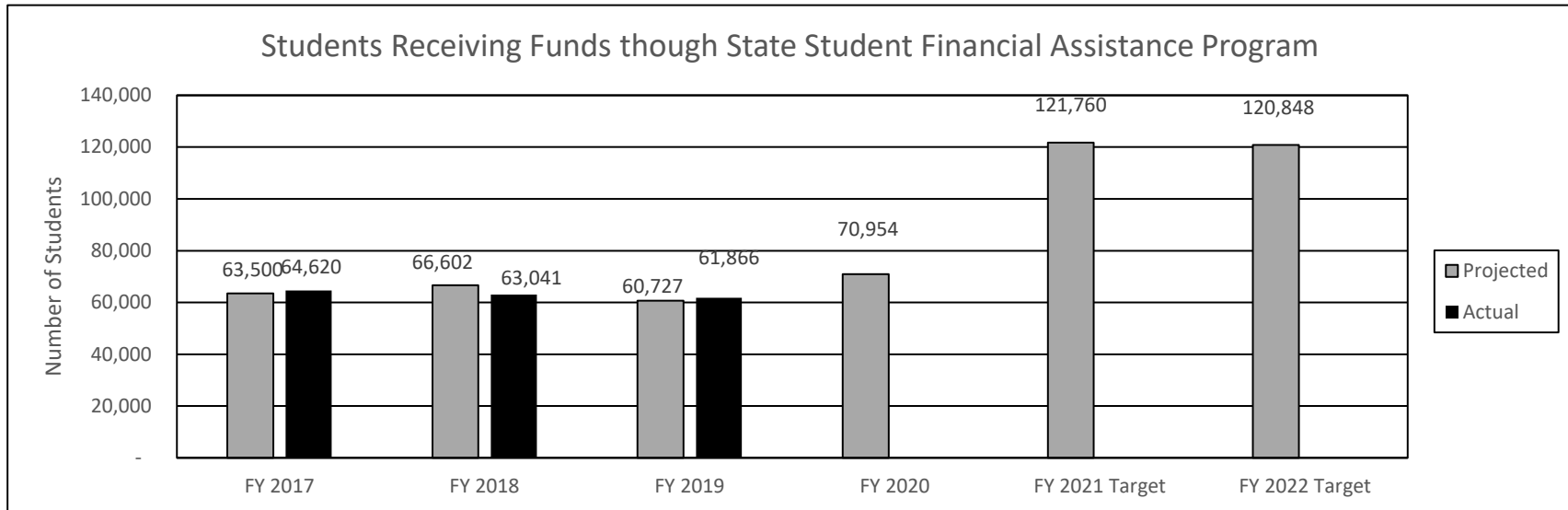
**1a. What strategic priority does this program address?**

Affordability

**1b. What does this program do?**

This unit administers nine state student financial assistance programs that provided approximately \$129 million to more than 61,500 Missouri residents during FY 2019. The programs administered include: the Advanced Placement Incentive Grant, the Higher Education Academic Scholarship Program (Bright Flight), the Access Missouri Financial Assistance Program, the A+ Scholarship, the Public Service Officer Survivor Grant, the Marguerite Ross Barnett Scholarship, the Minority and Underrepresented Environmental Literacy Program, the Wartime Veteran's Survivors Grant, and the Kids' Chance Scholarship. This program also continues to service student repayment and loan forgiveness under the Minority Teaching Scholarship. Beginning in FY 2020, the number of programs administered has increased to 10 with the implementation of the Fast Track Workforce Incentive Grant. In addition, the A+ Scholarship was expanded to include reimbursement for dual credit and dual enrollment coursework. This program should serve the maximum number of eligible students possible, effectively monitor student eligibility, and timely disburse state student financial aid funds.

**2a. Provide an activity measure(s) for the program.**



**PROGRAM DESCRIPTION**

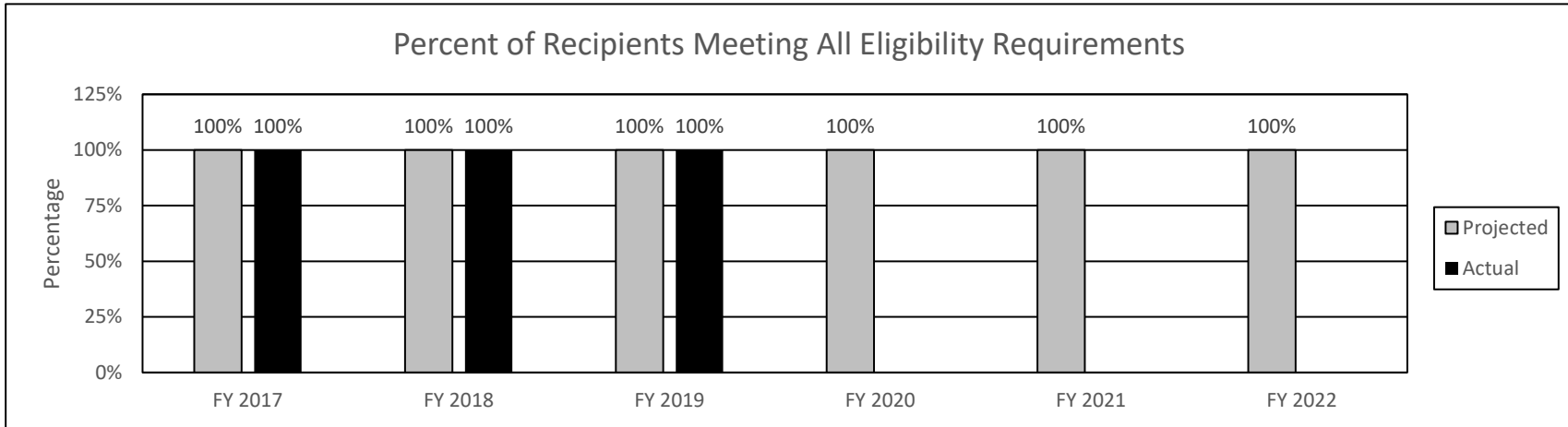
Department of Higher Education and Workforce Development

HB Section(s): 3.005

Program Name: Grant and Scholarship Administration

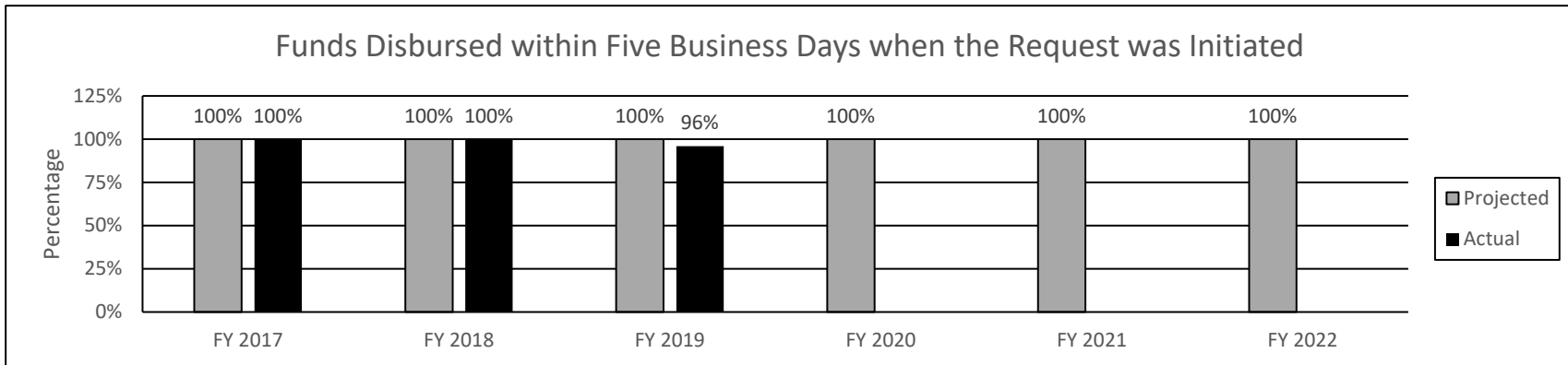
Program is found in the following core budget(s): Grant/Scholarship Administration

**2b. Provide a measure(s) of the program's quality.**



The DHEWD awards all of the state-appropriated funds only to eligible student aid applicants. Only students meeting all requirements of the program or programs for which they have applied receive awards.

**2c. Provide a measure(s) of the program's impact.**





**PROGRAM DESCRIPTION**

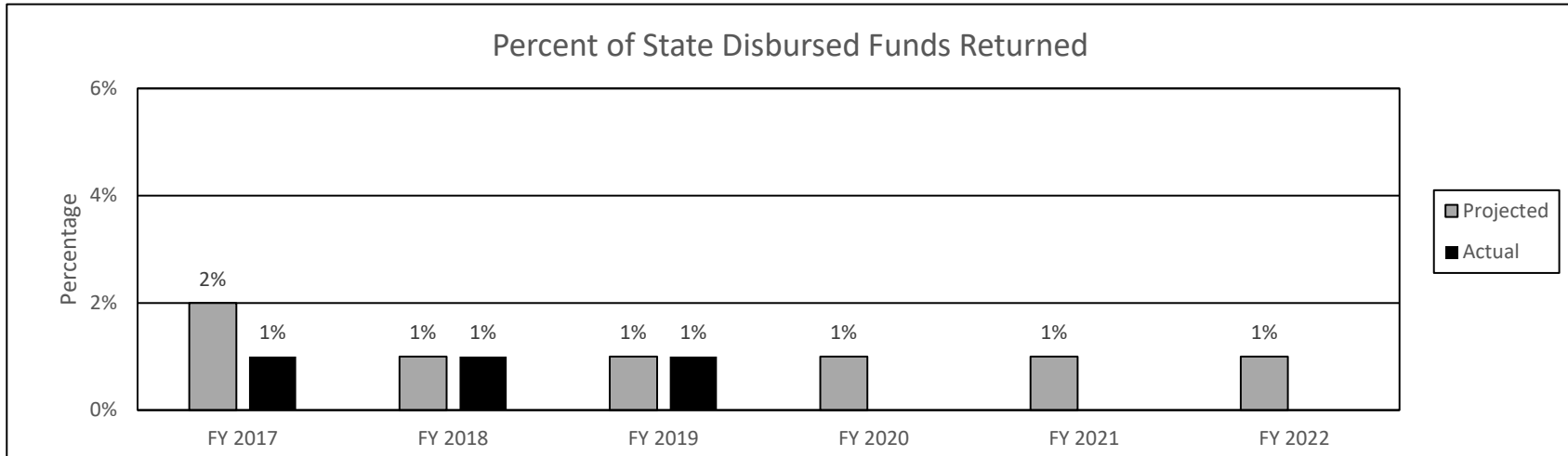
Department of Higher Education and Workforce Development

HB Section(s): 3.005

Program Name: Grant and Scholarship Administration

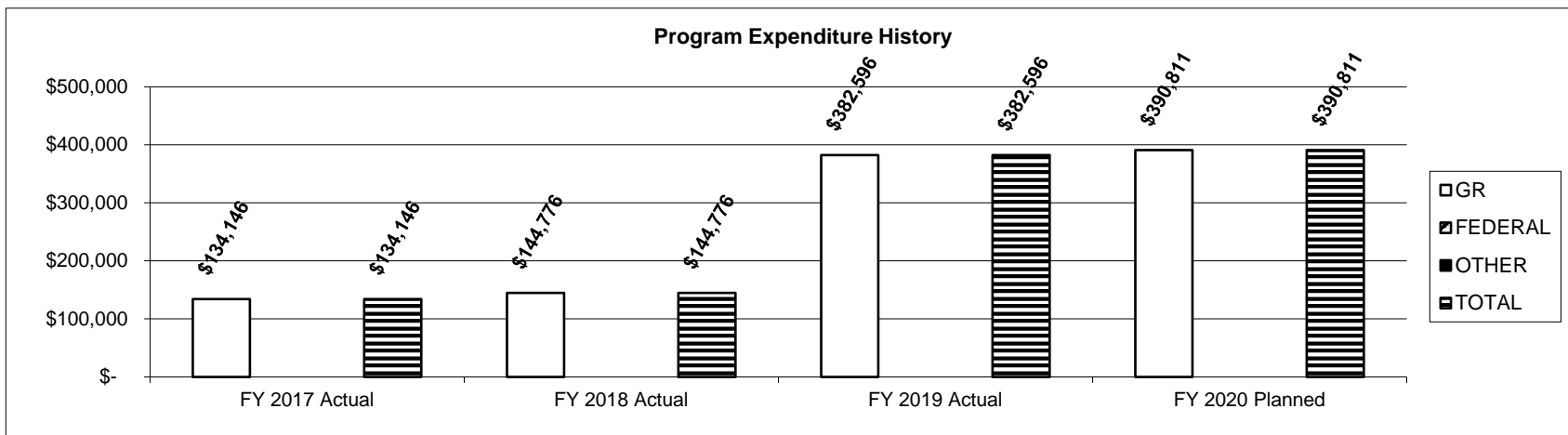
Program is found in the following core budget(s): Grant/Scholarship Administration

2d. Provide a measure(s) of the program's efficiency.



**Note:** Funds may be returned based on a change in eligibility status between payment request and delivery or to correct award amounts.

3. Provide actual expenditures for the prior three fiscal years and planned expenditures for the current fiscal year. (*Note: Amounts do not include fringe benefit costs.*)



**PROGRAM DESCRIPTION**

**Department of Higher Education and Workforce Development**

**HB Section(s): 3.005**

**Program Name: Grant and Scholarship Administration**

**Program is found in the following core budget(s): Grant/Scholarship Administration**

**4. What are the sources of the "Other " funds?**

N/A

**5. What is the authorization for this program, i.e., federal or state statute, etc.? (Include the federal program number, if applicable.)**

Chapter 173, RSMo

**6. Are there federal matching requirements? If yes, please explain.**

No

**7. Is this a federally mandated program? If yes, please explain.**

No

NEW DECISION ITEM  
 RANK: 5 OF 7

<b>Department of Higher Education and Workforce Development</b>	Budget Unit <u>55640C</u>
<b>Division of Missouri Grants and Scholarships</b>	
<b>Fast Track Scholarship</b> <span style="float: right;">DI#1555053</span>	HB Section <u>3.005</u>

**1. AMOUNT OF REQUEST**

FY 2021 Budget Request					FY 2021 Governor's Recommendation						
	GR	Federal	Other	Total	E		GR	Federal	Other	Total	E
PS	63,666	0	0	63,666		PS	0	0	0	0	
EE	99,357	0	0	99,357		EE	0	0	0	0	
PSD	0	0	0	0		PSD	0	0	0	0	
TRF	0	0	0	0		TRF	0	0	0	0	
<b>Total</b>	<b>163,023</b>	<b>0</b>	<b>0</b>	<b>163,023</b>		<b>Total</b>	<b>0</b>	<b>0</b>	<b>0</b>	<b>0</b>	
<b>FTE</b>	<b>2.00</b>	<b>0.00</b>	<b>0.00</b>	<b>2.00</b>		<b>FTE</b>	<b>0.00</b>	<b>0.00</b>	<b>0.00</b>	<b>0.00</b>	

<b>Est. Fringe</b>	47,561	0	0	47,561
--------------------	--------	---	---	--------

*Note: Fringes budgeted in House Bill 5 except for certain fringes budgeted directly to MoDOT, Highway Patrol, and Conservation.*

<b>Est. Fringe</b>	0	0	0	0
--------------------	---	---	---	---

*Note: Fringes budgeted in House Bill 5 except for certain fringes budgeted directly to MoDOT, Highway Patrol, and Conservation.*

Other Funds:

Other Funds:

**2. THIS REQUEST CAN BE CATEGORIZED AS:**

<input type="checkbox"/> New Legislation	<input type="checkbox"/> New Program	<input type="checkbox"/> Fund Switch
<input type="checkbox"/> Federal Mandate	<input type="checkbox"/> Program Expansion	<input checked="" type="checkbox"/> Cost to Continue
<input type="checkbox"/> GR Pick-Up	<input type="checkbox"/> Space Request	<input type="checkbox"/> Equipment Replacement
<input type="checkbox"/> Pay Plan	<input type="checkbox"/> Other: _____	

**3. WHY IS THIS FUNDING NEEDED? PROVIDE AN EXPLANATION FOR ITEMS CHECKED IN #2. INCLUDE THE FEDERAL OR STATE STATUTORY OR CONSTITUTIONAL AUTHORIZATION FOR THIS PROGRAM.**

The Fast-Track Workforce Incentive Grant, authorized by sections 173.2553-173.2554, RSMo, provides assistance to adults who are seeking to upgrade or retool their skills in order to enter high demand, high wage occupations. Students in educational programs designated by the Coordinating Board for Higher Education that prepare students to enter these occupations and lead to receipt of a certificate, degree, or industry-recognized credential are eligible. The program includes a need component which limits eligibility to individuals with an adjusted gross income of \$80,000 or less, if married filing jointly, or \$40,000 or less for all other tax filing statuses. Awards under the program cover the amount of tuition and fees remaining after all other governmental non-loan student assistance is applied. If all tuition and fee costs are covered by other aid, the student is eligible for an award of up to \$500 per term or the remaining cost of attendance, whichever is lower. Students must be enrolled at least half-time to be eligible.

**NEW DECISION ITEM**  
**RANK: 5 OF 7**

<b>Department of Higher Education and Workforce Development</b>	<b>Budget Unit</b>	<u>55640C</u>
<b>Division of Missouri Grants and Scholarships</b>		
<b>Fast Track Scholarship</b>	<b>DI#1555053</b>	<b>HB Section</b>
		<u>3.005</u>

**4. DESCRIBE THE DETAILED ASSUMPTIONS USED TO DERIVE THE SPECIFIC REQUESTED AMOUNT. (How did you determine that the requested number of FTE were appropriate? From what source or standard did you derive the requested levels of funding? Were alternatives such as outsourcing or automation considered? If based on new legislation, does request tie to TAFP fiscal note? If not, explain why. Detail which portions of the request are one-times and how those amounts were calculated.)**

The program provides for grants to adult students who either are at least 25 years old or who have not been enrolled in postsecondary education for two years prior to application. This request is based on estimates for students who are entering postsecondary education for the training or retraining as well as those with some postsecondary education but no degree. In addition, this request is based on estimates of the programs that have been designated, as well as implementation costs, two additional FTE and an assumed 2 percent inflationary increase from the May 10, 2019 fiscal note for Senate Bill 68. This request assumes the \$10 million core transfer request will be approved. The \$10 million core transfer combined with this request for \$14,608,037 will fill the need for the \$24,607,037 detailed below and as described in the fiscal note for SB 68 in the 2019 legislative session.

It would cost an estimated \$12,537,024 to fund approximately 10,744 students seeking training or retraining. This is based on current enrollment of students who are 25 or older and have a reported adjusted gross income of \$80,000 or less in programs that have been designated by the CBHE (9,767 students), with a 10 percent increase to account for increased interest in designated programs as a result of this grant (977). Within this population, it is assumed that 9,777 students (91 percent) will be eligible for a federal Pell grant which, along with other aid, would cover most or all of these students' tuition and fee costs, resulting in an estimated average award of \$1,000. It is assumed the remaining 967 students (9 percent) would have an estimated average award of \$2,600 based on a more limited financial aid package.  $((\$1,000 \times 9,777 = \$9,777,000) + (\$2,600 \times 967 = \$2,514,200) = \$12,291,200 \times 1.02 = \$12,537,024)$ .

It would cost an estimated \$11,907,990 to fund approximately 7,140 students who have some postsecondary education but no degree. This is based on an estimated one percent of the 714,000 Missouri residents who have some college but no degree according to the most recent U.S. Census data. The one percent estimate assumes it will be difficult to convince these individuals to return to postsecondary education given the program areas that have been designated by the CBHE. Of the 7,140 students, approximately 6,497 (91 percent) would be Pell grant eligible and would receive an average award of \$1,500. Higher awards are assumed here because it would be expected that many of these students would enroll in four-year institutions, where tuition is substantially higher. It is assumed the remaining 643 students (9 percent) would not be Pell grant eligible and would receive an average award of \$3,000.  $((\$1,500 \times 6,497 = \$9,745,500) + (\$3,000 \times 643 = \$1,929,000) = \$11,674,500 \times 1.02 = \$11,907,990)$ .

Finally, two additional staff FTE, a Research Analyst II with a salary of \$35,350 and an Executive I with a salary of \$28,316, would be required to administer this new program that will increase the number of state aid recipients, as well as the need for communication and data verification. In addition to the \$63,666 in total salaries, \$99,357 above is needed for operational costs.  $(\$12,537,024 + 11,907,990 + 54,734 + \$63,666 + \$44,623 = \$24,608,037 - \$10,000,000 = \$14,608,037)$ .

This request will provide a core amount sufficient to ensure the projected expenditures of \$14.6 million are covered and that spending, including re-spending of returned funds, does not exceed the appropriation.

**This NDI is for the operation expenses associated with the Fast Track Scholarship Program.**

NEW DECISION ITEM  
 RANK: 5 OF 7

<b>Department of Higher Education and Workforce Development</b>		<b>Budget Unit</b>		<u>55640C</u>							
<b>Division of Missouri Grants and Scholarships</b>		<b>HB Section</b>		<u>3.005</u>							
<b>Fast Track Scholarship</b>		<b>DI#1555053</b>									
<b>5. BREAK DOWN THE REQUEST BY BUDGET OBJECT CLASS, JOB CLASS, AND FUND SOURCE. IDENTIFY ONE-TIME COSTS.</b>											
Budget Object Class/Job Class	Dept Req GR DOLLARS	Dept Req GR FTE	Dept Req FED DOLLARS	Dept Req FTE	FED DOLLARS	Dept Req OTHER DOLLARS	Dept Req OTHER FTE	Dept Req TOTAL DOLLARS	Dept Req TOTAL FTE	Dept Req One-Time DOLLARS	E
<b>Total PS</b>	63,666	2.0	0		0.0	0	0.0	63,666	2.0	0	
<b>Total EE</b>	99,357		0			0		99,357		0	
Program Distributions								0			
<b>Total PSD</b>	0		0			0		0		0	
Transfers								0		0	
<b>Total TRF</b>	0		0			0		0		0	
<b>Grand Total</b>	<b>163,023</b>	<b>2.0</b>	<b>0</b>		<b>0.0</b>	<b>0</b>	<b>0.0</b>	<b>163,023</b>	<b>2.0</b>	<b>0</b>	

NEW DECISION ITEM  
 RANK: 5 OF 7

<b>Department of Higher Education and Workforce Development</b>		<b>Budget Unit</b>		<u>55640C</u>							
<b>Division of Missouri Grants and Scholarships</b>		<b>HB Section</b>		<u>3.005</u>							
<b>Fast Track Scholarship</b>		<b>DI#1555053</b>									
<b>Budget Object Class/Job Class</b>	<b>Gov Rec GR DOLLARS</b>	<b>Gov Rec GR FTE</b>	<b>Gov Rec FED DOLLARS</b>	<b>Gov Rec FTE</b>	<b>FED</b>	<b>Gov Rec OTHER DOLLARS</b>	<b>Gov Rec OTHER FTE</b>	<b>Gov Rec TOTAL DOLLARS</b>	<b>Gov Rec TOTAL FTE</b>	<b>Gov Rec One-Time DOLLARS</b>	<b>E</b>
								0			
								0	0.0		
<b>Total PS</b>	<u>0</u>	<u>0.0</u>	<u>0</u>		<u>0.0</u>	<u>0</u>	<u>0.0</u>	<u>0</u>	<u>0.0</u>	<u>0</u>	
								0			
								0			
								0			
<b>Total EE</b>	<u>0</u>		<u>0</u>			<u>0</u>		<u>0</u>		<u>0</u>	
Program Distributions											
<b>Total PSD</b>	<u>0</u>		<u>0</u>			<u>0</u>		<u>0</u>		<u>0</u>	
Transfers											
<b>Total TRF</b>	<u>0</u>		<u>0</u>			<u>0</u>		<u>0</u>		<u>0</u>	
<b>Grand Total</b>	<u>0</u>	<u>0.0</u>	<u>0</u>		<u>0.0</u>	<u>0</u>	<u>0.0</u>	<u>0</u>	<u>0.0</u>	<u>0</u>	

NEW DECISION ITEM  
RANK: 5 OF 7

<u>Department of Higher Education and Workforce Development</u>	Budget Unit	<u>55640C</u>
<u>Division of Missouri Grants and Scholarships</u>		
<u>Fast Track Scholarship</u>	HB Section	<u>3.005</u>
<u>DI#1555053</u>		

**6. PERFORMANCE MEASURES (If new decision item has an associated core, separately identify projected performance with & without additional funding.)**

**6a. Provide an activity measure(s) for the program.**

Students Receiving Grants

Data is currently unavailable for this new program.

**6b. Provide a measure(s) of the program's quality.**

Number of Recipients Achieving a Certificate, Degree, or Industry-recognized Credential

Data is currently unavailable for this new program.

**6c. Provide a measure(s) of the program's impact.**

Number of Recipients Entering the Workforce

Data is currently unavailable for this new program.

**6d. Provide a measure(s) of the program's efficiency.**

Average Reimbursement

Data is currently unavailable for this new program.

NEW DECISION ITEM

RANK: 5 OF 7

<u>Department of Higher Education and Workforce Development</u>	Budget Unit	<u>55640C</u>
<u>Division of Missouri Grants and Scholarships</u>		
<u>Fast Track Scholarship</u> <u>DI#1555053</u>	HB Section	<u>3.005</u>

**7. STRATEGIES TO ACHIEVE THE PERFORMANCE MEASUREMENT TARGETS:**



**DECISION ITEM DETAIL**

Budget Unit	FY 2019	FY 2019	FY 2020	FY 2020	FY 2021	FY 2021	*****	*****
Decision Item	ACTUAL	ACTUAL	BUDGET	BUDGET	DEPT REQ	DEPT REQ	SECURED	SECURED
Budget Object Class	DOLLAR	FTE	DOLLAR	FTE	DOLLAR	FTE	COLUMN	COLUMN
<b>GRANT &amp; SCHOLARSHIP ADMIN</b>								
<b>Fast Track Scholarship - PS /EE- 1555053</b>								
RESEARCH ANAL II	0	0.00	0	0.00	35,350	1.00	0	0.00
EXECUTIVE I	0	0.00	0	0.00	28,316	1.00	0	0.00
<b>TOTAL - PS</b>	<b>0</b>	<b>0.00</b>	<b>0</b>	<b>0.00</b>	<b>63,666</b>	<b>2.00</b>	<b>0</b>	<b>0.00</b>
OFFICE EQUIPMENT	0	0.00	0	0.00	99,357	0.00	0	0.00
<b>TOTAL - EE</b>	<b>0</b>	<b>0.00</b>	<b>0</b>	<b>0.00</b>	<b>99,357</b>	<b>0.00</b>	<b>0</b>	<b>0.00</b>
<b>GRAND TOTAL</b>	<b>\$0</b>	<b>0.00</b>	<b>\$0</b>	<b>0.00</b>	<b>\$163,023</b>	<b>2.00</b>	<b>\$0</b>	<b>0.00</b>
<b>GENERAL REVENUE</b>	<b>\$0</b>	<b>0.00</b>	<b>\$0</b>	<b>0.00</b>	<b>\$163,023</b>	<b>2.00</b>		<b>0.00</b>
<b>FEDERAL FUNDS</b>	<b>\$0</b>	<b>0.00</b>	<b>\$0</b>	<b>0.00</b>	<b>\$0</b>	<b>0.00</b>		<b>0.00</b>
<b>OTHER FUNDS</b>	<b>\$0</b>	<b>0.00</b>	<b>\$0</b>	<b>0.00</b>	<b>\$0</b>	<b>0.00</b>		<b>0.00</b>

**NEW DECISION ITEM**  
**RANK: 6 OF 7**

<b>Department of Higher Education and Workforce Development</b>	<b>Budget Unit</b> <u>55640C</u>
<b>Division of Missouri Student Grants and Scholarships</b>	
<b>Dual Credit Certification &amp; Scholarship Programs</b> <span style="float: right;"><b>DI#1555055</b></span>	<b>HB Section</b> <u>3.005</u>

**1. AMOUNT OF REQUEST**

	FY 2021 Budget Request				E		FY 2021 Governor's Recommendation				E
	GR	Federal	Other	Total			GR	Federal	Other	Total	
PS	0	0	0	0		PS	0	0	0	0	
EE	145,800	0	0	145,800		EE	0	0	0	0	
PSD	0	0	0	0		PSD	0	0	0	0	
TRF	0	0	0	0		TRF	0	0	0	0	
<b>Total</b>	<b>145,800</b>	<b>0</b>	<b>0</b>	<b>145,800</b>		<b>Total</b>	<b>0</b>	<b>0</b>	<b>0</b>	<b>0</b>	

FTE	0.00	0.00	0.00	0.00	FTE	0.00	0.00	0.00	0.00
-----	------	------	------	------	-----	------	------	------	------

<b>Est. Fringe</b>	0	0	0	0
--------------------	---	---	---	---

*Note: Fringes budgeted in House Bill 5 except for certain fringes budgeted directly to MoDOT, Highway Patrol, and Conservation.*

<b>Est. Fringe</b>	0	0	0	0
--------------------	---	---	---	---

*Note: Fringes budgeted in House Bill 5 except for certain fringes budgeted directly to MoDOT, Highway Patrol, and Conservation.*

Other Funds:

Other Funds:

**2. THIS REQUEST CAN BE CATEGORIZED AS:**

<input checked="" type="checkbox"/> New Legislation	<input checked="" type="checkbox"/> New Program	<input type="checkbox"/> Fund Switch
<input type="checkbox"/> Federal Mandate	<input type="checkbox"/> Program Expansion	<input type="checkbox"/> Cost to Continue
<input type="checkbox"/> GR Pick-Up	<input type="checkbox"/> Space Request	<input type="checkbox"/> Equipment Replacement
<input type="checkbox"/> Pay Plan	<input type="checkbox"/> Other: _____	

**NEW DECISION ITEM**  
**RANK: 6 OF 7**

<b>Department of Higher Education and Workforce Development</b>	<b>Budget Unit</b> <u>55640C</u>
<b>Division of Missouri Student Grants and Scholarships</b>	
<b>Dual Credit Certification &amp; Scholarship Programs</b> <span style="float: right;"><b>DI#1555055</b></span>	<b>HB Section</b> <u>3.005</u>

**3. WHY IS THIS FUNDING NEEDED? PROVIDE AN EXPLANATION FOR ITEMS CHECKED IN #2. INCLUDE THE FEDERAL OR STATE STATUTORY OR CONSTITUTIONAL AUTHORIZATION FOR THIS PROGRAM.**

**Cost to implement SB 997 (2016):** While the DHEWD has been able to move forward without additional funding on several components of this legislation, the dual credit components cannot be implemented without new appropriations. "Dual credit courses" are college level coursework delivered by a postsecondary education institution and taught in the high school by instructors with appropriate academic credentials to high school students who are earning high school and college credit simultaneously. State law (§ 167.223, RSMo) authorizes public high schools, in cooperation with Missouri colleges and universities, to offer postsecondary course options to high school juniors and seniors. The statute was amended in 1998 to expand dual credit eligibility to high school freshmen and sophomores.

SB 997 (§ 173.2505 RSMo) established the "**Dual Credit Scholarship Act**", which shall provide funds, subject to appropriation, for eligible students enrolled in dual credit courses. The scholarship shall reimburse students for up to 50% of the tuition cost paid by the student, with a total amount not to exceed \$500 annually. To be eligible, a student shall: be a United States citizen or permanent resident, be a Missouri resident, be enrolled in a dual credit course delivered by an approved dual credit provider, have a cumulative GPA of at least 2.5 on a 4 point scale, and meet one or more requirements based on economic need. The financial need component is based on if the student is enrolled for free or reduced lunch, is in foster care, a ward of the state or homeless, or the student's family receives low-income public assistance. The act creates the "Dual Credit Scholarship Fund", which shall consist of moneys appropriated by the General Assembly and private donations made to the fund.

**NEW DECISION ITEM**  
**RANK: 6 OF 7**

<u>Department of Higher Education and Workforce Development</u>	<b>Budget Unit</b> <u>55640C</u>
<u>Division of Missouri Student Grants and Scholarships</u>	
<u>Dual Credit Certification &amp; Scholarship Programs</u> <b>DI#1555055</b>	<b>HB Section</b> <u>3.005</u>

**4. DESCRIBE THE DETAILED ASSUMPTIONS USED TO DERIVE THE SPECIFIC REQUESTED AMOUNT. (How did you determine that the requested number of FTE were appropriate? From what source or standard did you derive the requested levels of funding? Were alternatives such as outsourcing or automation considered? If based on new legislation, does request tie to TAFP fiscal note? If not, explain why. Detail which portions of the request are one-times and how those amounts were calculated.)**

As included in the fiscal note for SB 997 (2016) and based on data available to the MDHEWD, approximately 196,200 dual credit hours were earned in the most recent year for which data were available. According to data collected by DESE, 51.7 percent of students were eligible for free or reduced lunch in that year. Assuming the same percentage of students who took dual credit courses were also eligible for free and reduced lunch, 101,435 credit hours would be covered by the scholarship. It is assumed the average cost per credit hour for dual credit coursework is \$70, based on MDHEWD data. On that basis, the projection for program cost in 2016 was \$3,550,225 (101,435 X \$70 = \$7,100,450 X 50% = \$3,550,225). Adjusting for inflation of approximately 2.3 percent since the legislation passed results in a projected first year cost of \$3,631,880. The remaining \$145,800 in expense and equipment costs are related to ITSD needs for implementing the new scholarship program within the FAMOUS-DHE system. Officials at the **Office of Administration's Information Technology Services Division (ITSD)** assume that a potential recipient of this program will be expected to create a Student Portal account to fill out an application for every semester. Once completed, the student data will display in the FAMOUS High School (HS) application. Edits to the current HS menu and screens will be needed as well as creation of two new screens in order to display and maintain the student application details and eligibility criteria verification. At least seven screens, two notices and multiple reports will be updated and/or created per the fiscal note.

The GR transfer amount of \$3,777,680 is comprised of \$3,631,880 for scholarships and \$145,800 for the operating expenses for scholarship systems programming.

**This NDI is for the \$145,800 expense and equipment budget.**

**NEW DECISION ITEM**  
**RANK: 6 OF 7**

<b>Department of Higher Education and Workforce Development</b>	<b>Budget Unit</b> <u>55640C</u>
<b>Division of Missouri Student Grants and Scholarships</b>	
<b>Dual Credit Certification &amp; Scholarship Programs</b> <span style="float: right;"><b>DI#1555055</b></span>	<b>HB Section</b> <u>3.005</u>

**5. BREAK DOWN THE REQUEST BY BUDGET OBJECT CLASS, JOB CLASS, AND FUND SOURCE. IDENTIFY ONE-TIME COSTS.**

Budget Object Class/Job Class	Dept Req GR DOLLARS	Dept Req GR FTE	Dept Req FED DOLLARS	Dept Req FED FTE	Dept Req OTHER DOLLARS	Dept Req OTHER FTE	Dept Req TOTAL DOLLARS	Dept Req TOTAL FTE	Dept Req One-Time DOLLARS	E
		0.0			0		0			
<b>Total PS</b>	<u>0</u>	<u>0.0</u>	<u>0</u>	<u>0.0</u>	<u>0</u>		<u>0</u>	<u>0.0</u>	<u>0</u>	
	0				0		145,800		145,800	
<b>Total EE</b>	<u>0</u>		<u>0</u>		<u>0</u>		<u>145,800</u>		<u>145,800</u>	
Program Distributions							0			
<b>Total PSD</b>	<u>0</u>		<u>0</u>		<u>0</u>		<u>0</u>		<u>0</u>	
Transfers							0			
<b>Total TRF</b>	<u>0</u>		<u>0</u>		<u>0</u>		<u>0</u>		<u>0</u>	
<b>Grand Total</b>	<u>0</u>	<u>0.0</u>	<u>0</u>	<u>0.0</u>	<u>0</u>	<u>0.0</u>	<u>145,800</u>	<u>0.0</u>	<u>145,800</u>	

**NEW DECISION ITEM**  
**RANK: 6 OF 7**

<b>Department of Higher Education and Workforce Development</b>			<b>Budget Unit</b> <u>55640C</u>							
<b>Division of Missouri Student Grants and Scholarships</b>			<b>HB Section</b> <u>3.005</u>							
<b>Dual Credit Certification &amp; Scholarship Programs</b> <u>DI#1555055</u>										
Budget Object Class/Job Class	Gov Rec GR DOLLARS	Gov Rec GR FTE	Gov Rec FED DOLLARS	Gov Rec FED FTE	Gov Rec OTHER DOLLARS	Gov Rec OTHER FTE	Gov Rec TOTAL DOLLARS	Gov Rec TOTAL FTE	Gov Rec One-Time DOLLARS	E
							0			
							0	0.0		
<b>Total PS</b>	<u>0</u>	<u>0.0</u>	<u>0</u>	<u>0.0</u>	<u>0</u>	<u>0.0</u>	<u>0</u>	<u>0.0</u>	<u>0</u>	
							0			
							0			
							0			
<b>Total EE</b>	<u>0</u>		<u>0</u>		<u>0</u>		<u>0</u>		<u>0</u>	
Program Distributions							0			
<b>Total PSD</b>	<u>0</u>		<u>0</u>		<u>0</u>		<u>0</u>		<u>0</u>	
Transfers							0			
<b>Total TRF</b>	<u>0</u>		<u>0</u>		<u>0</u>		<u>0</u>		<u>0</u>	
<b>Grand Total</b>	<u>0</u>	<u>0.0</u>	<u>0</u>	<u>0.0</u>	<u>0</u>	<u>0.0</u>	<u>0</u>	<u>0.0</u>	<u>0</u>	

<u>Department of Higher Education and Workforce Development</u>	<u>Budget Unit</u> <u>55640C</u>
<u>Division of Missouri Student Grants and Scholarships</u>	
<u>Dual Credit Certification &amp; Scholarship Programs</u> <u>DI#1555055</u>	<u>HB Section</u> <u>3.005</u>

**6. PERFORMANCE MEASURES (If new decision item has an associated core, separately identify projected performance with & without additional funding.)**

**6a. Provide an activity measure(s) for the program.**

1. Certify all compliant dual credit providers.
2. Disseminate to appropriate audiences those dual credit providers the MDHEWD has certified.
3. Number of recipients of the dual credit scholarship.

**6b. Provide a measure(s) of the program's quality.**

1. Timely completion of certifications provide students and school districts with needed information to make informed decisions about dual credit providers.
2. Percent of recipients that enroll in postsecondary education after graduation.

**6c. Provide a measure(s) of the program's impact.**

1. Increased assurance in the quality and transferability of dual credit courses among students, parents, districts, DESE, and other institutions of higher education.
2. Decreased time and money for students to complete postsecondary degrees.
3. Increase in the number of students with financial need taking and

**6d. Provide a measure(s) of the program's efficiency.**

1. Annual certification of all dual credit providers completed according to published timeline.
2. Percent of tuition costs covered by scholarship awards.

<b>Department of Higher Education and Workforce Development</b>	<b>Budget Unit</b> <u>55640C</u>
<b>Division of Missouri Student Grants and Scholarships</b>	
<b>Dual Credit Certification &amp; Scholarship Programs</b> <span style="float: right;"><b>DI#1555055</b></span>	<b>HB Section</b> <u>3.005</u>

**7. STRATEGIES TO ACHIEVE THE PERFORMANCE MEASUREMENT TARGETS:**

DHEWD will implement the dual credit approval process with fees from dual credit providers. The list of dual credit providers is below:

- |   |   |
|---|---|
| <ul style="list-style-type: none"> <li>Central Methodist University</li> <li>Columbia College</li> <li>Culver-Stockton College</li> <li>East Central College</li> <li>Jefferson College</li> <li>Lincoln University</li> <li>Metropolitan Community College</li> <li>Missouri Baptist University</li> <li>Missouri State University</li> <li>Missouri Valley College</li> <li>Moberly Area Community College</li> <li>Northwest Missouri State University</li> <li>Park University</li> <li>Saint Louis University</li> <li>Southwest Baptist University</li> <li>State Technical College of Missouri</li> <li>St. Louis Community College</li> <li>Three Rivers College</li> <li>University of Central Missouri</li> <li>University of Missouri-St. Louis</li> </ul> | <ul style="list-style-type: none"> <li>Cleveland University – Kansas City</li> <li>Crowder College</li> <li>Drury University</li> <li>Hannibal-LaGrange University</li> <li>Lindenwood University</li> <li>Maryville University</li> <li>Mineral Area College</li> <li>Missouri Southern State University</li> <li>Missouri State University-West Plains</li> <li>Missouri Western State University</li> <li>North Central Missouri College</li> <li>Ozarks Technical Community College</li> <li>Rockhurst University</li> <li>Southeast Missouri State University</li> <li>State Fair Community College</li> <li>St. Charles Community College</li> <li>Stephens College</li> <li>Truman State University</li> <li>University of Missouri-Kansas City</li> </ul> |
|---|---|



**DECISION ITEM DETAIL**

Budget Unit	FY 2019	FY 2019	FY 2020	FY 2020	FY 2021	FY 2021	*****	*****
Decision Item	ACTUAL	ACTUAL	BUDGET	BUDGET	DEPT REQ	DEPT REQ	SECURED	SECURED
Budget Object Class	DOLLAR	FTE	DOLLAR	FTE	DOLLAR	FTE	COLUMN	COLUMN
<b>GRANT &amp; SCHOLARSHIP ADMIN</b>								
<b>Dual Credit Scholarship -EE - 1555055</b>								
COMPUTER EQUIPMENT	0	0.00	0	0.00	145,800	0.00	0	0.00
<b>TOTAL - EE</b>	<b>0</b>	<b>0.00</b>	<b>0</b>	<b>0.00</b>	<b>145,800</b>	<b>0.00</b>	<b>0</b>	<b>0.00</b>
<b>GRAND TOTAL</b>	<b>\$0</b>	<b>0.00</b>	<b>\$0</b>	<b>0.00</b>	<b>\$145,800</b>	<b>0.00</b>	<b>\$0</b>	<b>0.00</b>
GENERAL REVENUE	\$0	0.00	\$0	0.00	\$145,800	0.00		0.00
FEDERAL FUNDS	\$0	0.00	\$0	0.00	\$0	0.00		0.00
OTHER FUNDS	\$0	0.00	\$0	0.00	\$0	0.00		0.00

**NEW DECISION ITEM**

RANK: 6 OF 7

<b>Department of Higher Education and Workforce Development</b>	<b>Budget Unit</b> <u>55640C</u>
<b>Division of Missouri Grants and Scholarships</b>	
<b>A+ Dual Credit Program</b> <span style="float:right"><b>DI#1555056</b></span>	<b>HB Section</b> <u>3.005</u>

**1. AMOUNT OF REQUEST**

	FY 2021 Budget Request					FY 2021 Governor's Recommendation			
	GR	Federal	Other	Total		GR	Federal	Other	Total
<b>PS</b>	35,350	0	0	35,350	<b>PS</b>	0	0	0	0
<b>EE</b>	268,297	0	0	268,297	<b>EE</b>	0	0	0	0
<b>PSD</b>		0	0	0	<b>PSD</b>	0	0	0	0
<b>TRF</b>	0	0	0	0	<b>TRF</b>	0	0	0	0
<b>Total</b>	<b>303,647</b>	<b>0</b>	<b>0</b>	<b>303,647</b>	<b>Total</b>	<b>0</b>	<b>0</b>	<b>0</b>	<b>0</b>
<b>FTE</b>	<b>1.00</b>	<b>0.00</b>	<b>0.00</b>	<b>1.00</b>	<b>FTE</b>	<b>0.00</b>	<b>0.00</b>	<b>0.00</b>	<b>0.00</b>

<b>Est. Fringe</b>	24,909	0	0	24,909
--------------------	--------	---	---	--------

*Note: Fringes budgeted in House Bill 5 except for certain fringes budgeted directly to MoDOT, Highway Patrol, and Conservation.*

<b>Est. Fringe</b>	0	0	0	0
--------------------	---	---	---	---

*Note: Fringes budgeted in House Bill 5 except for certain fringes budgeted directly to MoDOT, Highway Patrol, and Conservation.*

Other Funds: (0955) A+ Scholarship Fund

Other Funds:

**2. THIS REQUEST CAN BE CATEGORIZED AS:**

<input type="checkbox"/> New Legislation	<input checked="" type="checkbox"/>	New Program	<input type="checkbox"/> Fund Switch
<input type="checkbox"/> Federal Mandate	<input type="checkbox"/>	Program Expansion	<input type="checkbox"/> Cost to Continue
<input type="checkbox"/> GR Pick-Up	<input type="checkbox"/>	Space Request	<input type="checkbox"/> Equipment Replacement
<input type="checkbox"/> Pay Plan	<input type="checkbox"/>	Other: _____	

**NEW DECISION ITEM**

RANK: 6 OF 7

<b>Department of Higher Education and Workforce Development</b>	<b>Budget Unit</b> <u>55640C</u>
<b>Division of Missouri Grants and Scholarships</b>	
<b>A+ Dual Credit Program</b> <b>DI#1555056</b>	<b>HB Section</b> <u>3.005</u>

**3. WHY IS THIS FUNDING NEEDED? PROVIDE AN EXPLANATION FOR ITEMS CHECKED IN #2. INCLUDE THE FEDERAL OR STATE STATUTORY OR CONSTITUTIONAL AUTHORIZATION FOR THIS PROGRAM.**

The Dual Credit Program, authorized by section 160.545, RSMo, provides tuition and fee reimbursement for dual credit or dual enrollment coursework taken by high school students who meet the statutory A+ eligibility criteria. The dual credit or dual enrollment coursework may be offered in association with any postsecondary institution, or vocational or technical school that is eligible to participate in the A+ Scholarship Program. Section 160.545, RSMo was expanded to include the Dual Credit Program through House Bill 604 (2019).

This request is necessary to sufficiently fund the estimated 91,059 high school students taking 283,184 credit hours of dual credit or dual enrollment coursework at postsecondary institutions or qualifying vocational or technical schools, as well as initial operational costs including one new FTE and IT costs for system development.

**NEW DECISION ITEM**

RANK: 6 OF 7

<b>Department of Higher Education and Workforce Development</b>	<b>Budget Unit</b>	<u>55640C</u>
<b>Division of Missouri Grants and Scholarships</b>		
<b>A+ Dual Credit Program</b>	<b>DI#1555056</b>	<b>HB Section</b>
		<u>3.005</u>

**4. DESCRIBE THE DETAILED ASSUMPTIONS USED TO DERIVE THE SPECIFIC REQUESTED AMOUNT. (How did you determine that the requested number of FTE were appropriate? From what source or standard did you derive the requested levels of funding? Were alternatives such as outsourcing or automation considered? If based on new legislation, does request tie to TAFP fiscal note? If not, explain why. Detail which portions of the request are one-times and how those amounts were calculated.)**

This new decision item is based on the Truly Agreed to and Finally Passed fiscal note for House Bill 604. The cost to reimburse **dual credit coursework is estimated to be \$18,155,550**. Based on 2015-2016 data, 49,743 students completed 242,074 credit hours of dual credit coursework. MDHEWD data indicate the average cost of dual credit coursework is \$75 per credit hour. At that rate, tuition for 242,074 hours is \$18,155,550.

The cost to reimburse **dual enrollment coursework is estimated to be \$4,393,666**, with reimbursement at public four-year institutions and State Technical College of Missouri estimated to total \$994,329 and reimbursement at community colleges estimated to total \$3,399,337. Based on the most recent dual enrollment data available, 14,761 high school students completed 41,110 credit hours at public two- and four-year institutions in the 2016-2017 academic year. Of those, hours, 4,734 were completed at public four-year institutions and State Technical College of Missouri and 36,376 were completed at community colleges (4,734 + 36,376 = 41,110). In addition, Higher Education Student Funding Act (HESFA) data indicate the average tuition at public four-year institutions and State Technical College was \$234 in 2017-2018. It is assumed the average tuition will increase by one percent, to \$236, in FY 2021. In the absence of the data needed to calculate average tuition for dual enrollment courses offered by community colleges, this new decision item assumes a \$105 credit hour rate. It is also assumed that 89 percent of the dual enrollment credit hours will not overlap with the A+ Scholarship Program since approximately 11 percent of public high school graduates receive an A+ payment in the year following high school graduation. The \$994,329 estimate for dual enrollment coursework offered by four-year institutions and State Technical College of Missouri was calculated by multiplying the \$236 rate by the 4734 hours and the 89 percent adjustment. The \$3,399,337 estimate for dual enrollment coursework offered by community colleges was calculated by multiplying the \$105 rate by the 36,376 and the 89 percent adjustment.

This request also includes, per OA guidelines, the addition of a **Research Associate I position at an annual salary of \$35,350**, as well as related costs for expense and equipment to ensure adequate implementation and operation of this new program.

Finally, this request includes one-time costs of **\$257,580 for ITSD to develop an administrative web application** and **\$10,717 in start-up costs**.

The \$22,852,863 request is the some of the \$18,155,550 dual credit reimbursement, the \$4,393,666 dual enrollment reimbursement, the \$35,350 annual salary,

**NEW DECISION ITEM**

RANK: 6 OF 7

<b>Department of Higher Education and Workforce Development</b>	<b>Budget Unit</b> <u>55640C</u>
<b>Division of Missouri Grants and Scholarships</b>	
<b>A+ Dual Credit Program</b> <u>DI#1555056</u>	<b>HB Section</b> <u>3.005</u>

**5. BREAK DOWN THE REQUEST BY BUDGET OBJECT CLASS, JOB CLASS, AND FUND SOURCE. IDENTIFY ONE-TIME COSTS.**

Budget Object Class/Job Class	Dept Req GR DOLLARS	Dept Req GR FTE	Dept Req FED DOLLARS	Dept Req FED FTE	Dept Req OTHER DOLLARS	Dept Req OTHER FTE	Dept Req TOTAL DOLLARS	Dept Req TOTAL FTE	Dept Req One-Time DOLLARS
							0		
<b>Total PS</b>	35,350	1.0	0	0.0	0	0.0	35,350	1.0	0
							0		
	0						10,717		10,717
<b>Total EE</b>	0		0		0		257,580		257,580
							268,297		268,297
Program Distributions							0		
<b>Total PSD</b>	0		0		0		0		0
Transfers							0		
<b>Total TRF</b>	0		0		0		0		0
<b>Grand Total</b>	35,350	1.0	0	0.0	0	0.0	303,647	1.0	268,297

**NEW DECISION ITEM**

RANK: 6 OF 7

<b>Department of Higher Education and Workforce Development</b>	<b>Budget Unit</b> <u>55640C</u>
<b>Division of Missouri Grants and Scholarships</b>	
<b>A+ Dual Credit Program</b> <u>DI#1555056</u>	<b>HB Section</b> <u>3.005</u>

<b>Budget Object Class/Job Class</b>	<b>Gov Rec GR DOLLARS</b>	<b>Gov Rec GR FTE</b>	<b>Gov Rec FED DOLLARS</b>	<b>Gov Rec FED FTE</b>	<b>Gov Rec OTHER DOLLARS</b>	<b>Gov Rec OTHER FTE</b>	<b>Gov Rec TOTAL DOLLARS</b>	<b>Gov Rec TOTAL FTE</b>	<b>Gov Rec One-Time DOLLARS</b>
							0		
							0	0.0	
<b>Total PS</b>	<u>0</u>	<u>0.0</u>	<u>0</u>	<u>0.0</u>	<u>0</u>	<u>0.0</u>	<u>0</u>	<u>0.0</u>	<u>0</u>
							0		
							0		
							0		
<b>Total EE</b>	<u>0</u>		<u>0</u>		<u>0</u>		<u>0</u>		<u>0</u>
Program Distributions							0		
<b>Total PSD</b>	<u>0</u>		<u>0</u>		<u>0</u>		<u>0</u>		<u>0</u>
Transfers							0		
<b>Total TRF</b>	<u>0</u>		<u>0</u>		<u>0</u>		<u>0</u>		<u>0</u>
<b>Grand Total</b>	<u>0</u>	<u>0.0</u>	<u>0</u>	<u>0.0</u>	<u>0</u>	<u>0.0</u>	<u>0</u>	<u>0.0</u>	<u>0</u>

NEW DECISION ITEM

RANK: 6 OF 7

<u>Department of Higher Education and Workforce Development</u>	<u>Budget Unit</u> <u>55640C</u>
<u>Division of Missouri Grants and Scholarships</u>	
<u>A+ Dual Credit Program</u> <u>DI#1555056</u>	<u>HB Section</u> <u>3.005</u>

**6. PERFORMANCE MEASURES (If new decision item has an associated core, separately identify projected performance with & without additional funding.)**

**6a. Provide an activity measure(s) for the program.**

Students served.

N/A

**6b. Provide a measure(s) of the program's quality.**

The number of dual credit/dual enrollment students who matriculate into postsecondary education.

N/A

**6c. Provide a measure(s) of the program's impact.**

Number of awards by income.

N/A

**6d. Provide a measure(s) of the program's efficiency.**

Average award

N/A

**NEW DECISION ITEM**

**RANK:** 6 **OF** 7

<b>Department of Higher Education and Workforce Development</b>	<b>Budget Unit</b> <u>55640C</u>
<b>Division of Missouri Grants and Scholarships</b>	
<b>A+ Dual Credit Program</b> <b>DI#1555056</b>	<b>HB Section</b> <u>3.005</u>

**7. STRATEGIES TO ACHIEVE THE PERFORMANCE MEASUREMENT TARGETS:**



**DECISION ITEM DETAIL**

Budget Unit	FY 2019	FY 2019	FY 2020	FY 2020	FY 2021	FY 2021	*****	*****
Decision Item	ACTUAL	ACTUAL	BUDGET	BUDGET	DEPT REQ	DEPT REQ	SECURED	SECURED
Budget Object Class	DOLLAR	FTE	DOLLAR	FTE	DOLLAR	FTE	COLUMN	COLUMN
<b>GRANT &amp; SCHOLARSHIP ADMIN</b>								
<b>A+Dual Credit Program EE - 1555056</b>								
RESEARCH ASSOCIATE II	0	0.00	0	0.00	35,350	1.00	0	0.00
<b>TOTAL - PS</b>	<b>0</b>	<b>0.00</b>	<b>0</b>	<b>0.00</b>	<b>35,350</b>	<b>1.00</b>	<b>0</b>	<b>0.00</b>
COMPUTER EQUIPMENT	0	0.00	0	0.00	268,297	0.00	0	0.00
<b>TOTAL - EE</b>	<b>0</b>	<b>0.00</b>	<b>0</b>	<b>0.00</b>	<b>268,297</b>	<b>0.00</b>	<b>0</b>	<b>0.00</b>
<b>GRAND TOTAL</b>	<b>\$0</b>	<b>0.00</b>	<b>\$0</b>	<b>0.00</b>	<b>\$303,647</b>	<b>1.00</b>	<b>\$0</b>	<b>0.00</b>
<b>GENERAL REVENUE</b>	<b>\$0</b>	<b>0.00</b>	<b>\$0</b>	<b>0.00</b>	<b>\$303,647</b>	<b>1.00</b>		<b>0.00</b>
<b>FEDERAL FUNDS</b>	<b>\$0</b>	<b>0.00</b>	<b>\$0</b>	<b>0.00</b>	<b>\$0</b>	<b>0.00</b>		<b>0.00</b>
<b>OTHER FUNDS</b>	<b>\$0</b>	<b>0.00</b>	<b>\$0</b>	<b>0.00</b>	<b>\$0</b>	<b>0.00</b>		<b>0.00</b>

**CORE DECISION ITEM**

<b>Higher Education and Workforce Development</b>	Budget Unit <u>55520C</u>
<b>Higher Education Initiatives</b>	
<b>Mo Excels Workforce Initiative Dev.</b>	HB Section <u>3.006</u>

**1. CORE FINANCIAL SUMMARY**

	FY 2021 Budget Request					FY 2021 Governor's Recommendation			
	GR	Federal	Other	Total		GR	Federal	Other	Total
PS	0	0	0	0	PS	0	0	0	0
EE	0	0	0	0	EE	0	0	0	0
PSD	0	0	0	0	PSD	0	0	0	0
TRF	0	0	0	0	TRF	0	0	0	0
<b>Total</b>	<b>0</b>	<b>0</b>	<b>0</b>	<b>0</b>	<b>Total</b>	<b>0</b>	<b>0</b>	<b>0</b>	<b>0</b>
FTE	0.00	0.00	0.00	0.00	FTE	0.00	0.00	0.00	0.00

<b>Est. Fringe</b>	0	0	0	0
--------------------	---	---	---	---

*Note: Fringes budgeted in House Bill 5 except for certain fringes budgeted directly to MoDOT, Highway Patrol, and Conservation.*

<b>Est. Fringe</b>	0	0	0	0
--------------------	---	---	---	---

*Note: Fringes budgeted in House Bill 5 except for certain fringes budgeted directly to MoDOT, Highway Patrol, and Conservation.*

Other Funds:

Other Funds:

**2. CORE DESCRIPTION**

One-time funds for MoExcels approved projects from FY 2020 are being removed and a new decision item is requested for FY 2021.

**3. PROGRAM LISTING (list programs included in this core funding)**

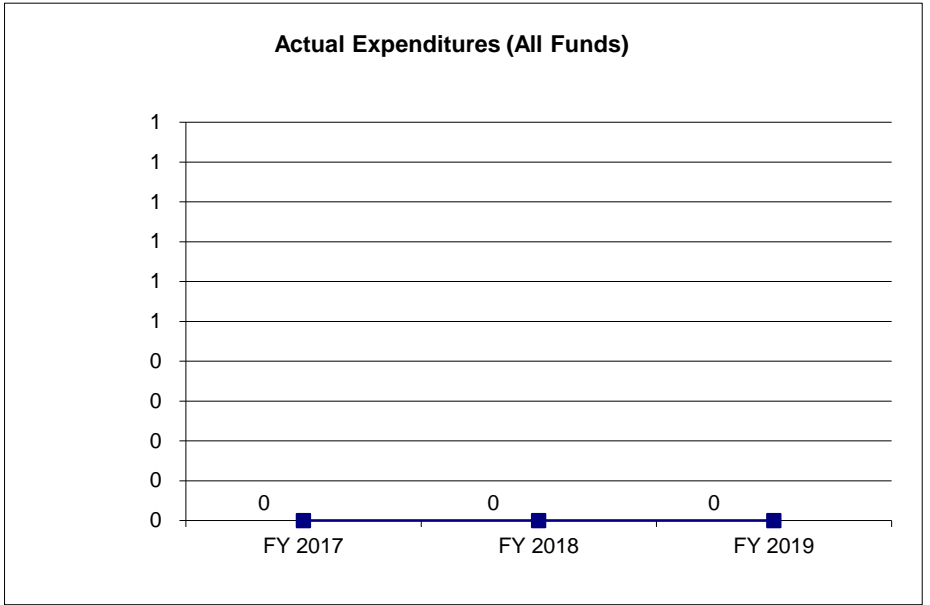
This one-time reduction only applies to the FY 20 appropriations for MoExcels in the amount of \$18,915,975.

**CORE DECISION ITEM**

<b>Higher Education and Workforce Development</b>	<b>Budget Unit <u>55520C</u></b>
<b>Higher Education Initiatives</b>	
<b>Mo Excels Workforce Initiative Dev.</b>	<b>HB Section <u>3.006</u></b>

**4. FINANCIAL HISTORY**

	FY 2017 Actual	FY 2018 Actual	FY 2019 Actual	FY 2020 Current Yr.
Appropriation (All Funds)	0	0	0	18,915,975
Less Reverted (All Funds)	0	0	0	(567,479)
Less Restricted (All Funds)*	0	0	0	0
Budget Authority (All Funds)	0	0	0	18,348,496
Actual Expenditures (All Funds)	0	0	0	N/A
Unexpended (All Funds)	0	0	0	N/A
Unexpended, by Fund:				
General Revenue	0	0	0	N/A
Federal	0	0	0	N/A
Other	0	0	0	N/A



Reverted includes the statutory three percent reserve amount (when applicable).

Restricted includes any Governor's expenditure restrictions which remained at the end of the fiscal year (when applicable).

**NOTES:**

**CORE RECONCILIATION DETAIL**

**DEPARTMENT OF HIGHER EDUCATION  
MO EXCELS**

**5. CORE RECONCILIATION DETAIL**

			<b>Budget Class</b>	<b>FTE</b>	<b>GR</b>	<b>Federal</b>	<b>Other</b>	<b>Total</b>	<b>Explanation</b>
<b>TAFP AFTER VETOES</b>									
			PD	0.00	18,915,975	0	0	18,915,975	
			<b>Total</b>	<b>0.00</b>	<b>18,915,975</b>	<b>0</b>	<b>0</b>	<b>18,915,975</b>	
<b>DEPARTMENT CORE ADJUSTMENTS</b>									
1x Expenditures	2135 5440		PD	0.00	(2,012,359)	0	0	(2,012,359)	
1x Expenditures	2135 5441		PD	0.00	(3,111,250)	0	0	(3,111,250)	
1x Expenditures	2135 5442		PD	0.00	(935,655)	0	0	(935,655)	
1x Expenditures	2135 5443		PD	0.00	(454,532)	0	0	(454,532)	
1x Expenditures	2135 5444		PD	0.00	(674,500)	0	0	(674,500)	
1x Expenditures	2135 5445		PD	0.00	(169,256)	0	0	(169,256)	
1x Expenditures	2135 5446		PD	0.00	(17,500)	0	0	(17,500)	
1x Expenditures	2135 5447		PD	0.00	(400,000)	0	0	(400,000)	
1x Expenditures	2135 5448		PD	0.00	(101,935)	0	0	(101,935)	
1x Expenditures	2135 5449		PD	0.00	(85,800)	0	0	(85,800)	
1x Expenditures	2135 5450		PD	0.00	(350,000)	0	0	(350,000)	
1x Expenditures	2135 5451		PD	0.00	(3,000,000)	0	0	(3,000,000)	
1x Expenditures	2135 5452		PD	0.00	(112,350)	0	0	(112,350)	
1x Expenditures	2135 5453		PD	0.00	(557,744)	0	0	(557,744)	
1x Expenditures	2135 5454		PD	0.00	(188,428)	0	0	(188,428)	
1x Expenditures	2135 5455		PD	0.00	(171,500)	0	0	(171,500)	
1x Expenditures	2135 5456		PD	0.00	(243,166)	0	0	(243,166)	

**CORE RECONCILIATION DETAIL**

**DEPARTMENT OF HIGHER EDUCATION  
MO EXCELS**

**5. CORE RECONCILIATION DETAIL**

		Budget Class	FTE	GR	Federal	Other	Total	Explanation
<b>DEPARTMENT CORE ADJUSTMENTS</b>								
1x Expenditures	2135 5521	PD	0.00	(1,580,000)	0	0	(1,580,000)	
1x Expenditures	2135 5439	PD	0.00	(4,750,000)	0	0	(4,750,000)	
<b>NET DEPARTMENT CHANGES</b>			<b>0.00</b>	<b>(18,915,975)</b>	<b>0</b>	<b>0</b>	<b>(18,915,975)</b>	
<b>DEPARTMENT CORE REQUEST</b>								
		PD	0.00	0	0	0	0	
<b>Total</b>			<b>0.00</b>	<b>0</b>	<b>0</b>	<b>0</b>	<b>0</b>	
<b>GOVERNOR'S RECOMMENDED CORE</b>								
		PD	0.00	0	0	0	0	
<b>Total</b>			<b>0.00</b>	<b>0</b>	<b>0</b>	<b>0</b>	<b>0</b>	

**DECISION ITEM SUMMARY**

Budget Unit									
Decision Item	FY 2019	FY 2019	FY 2020	FY 2020	FY 2021	FY 2021	*****	*****	
Budget Object Summary	ACTUAL	ACTUAL	BUDGET	BUDGET	DEPT REQ	DEPT REQ	SECURED	SECURED	
Fund	DOLLAR	FTE	DOLLAR	FTE	DOLLAR	FTE	COLUMN	COLUMN	
<b>MO EXCELS</b>									
<b>CORE</b>									
PROGRAM-SPECIFIC									
GENERAL REVENUE	0	0.00	18,915,975	0.00	0	0.00	0	0.00	
TOTAL - PD	0	0.00	18,915,975	0.00	0	0.00	0	0.00	
<b>TOTAL</b>	<b>0</b>	<b>0.00</b>	<b>18,915,975</b>	<b>0.00</b>	<b>0</b>	<b>0.00</b>	<b>0</b>	<b>0.00</b>	
<b>MOExcels - 1555002</b>									
PROGRAM-SPECIFIC									
GENERAL REVENUE	0	0.00	0	0.00	18,915,975	0.00	0	0.00	
TOTAL - PD	0	0.00	0	0.00	18,915,975	0.00	0	0.00	
<b>TOTAL</b>	<b>0</b>	<b>0.00</b>	<b>0</b>	<b>0.00</b>	<b>18,915,975</b>	<b>0.00</b>	<b>0</b>	<b>0.00</b>	
<b>GRAND TOTAL</b>	<b>\$0</b>	<b>0.00</b>	<b>\$18,915,975</b>	<b>0.00</b>	<b>\$18,915,975</b>	<b>0.00</b>	<b>\$0</b>	<b>0.00</b>	

**DECISION ITEM DETAIL**

Budget Unit	FY 2019	FY 2019	FY 2020	FY 2020	FY 2021	FY 2021	*****	*****
Decision Item	ACTUAL	ACTUAL	BUDGET	BUDGET	DEPT REQ	DEPT REQ	SECURED	SECURED
Budget Object Class	DOLLAR	FTE	DOLLAR	FTE	DOLLAR	FTE	COLUMN	COLUMN
<b>MO EXCELS</b>								
<b>CORE</b>								
PROGRAM DISTRIBUTIONS	0	0.00	18,915,975	0.00	0	0.00	0	0.00
<b>TOTAL - PD</b>	<b>0</b>	<b>0.00</b>	<b>18,915,975</b>	<b>0.00</b>	<b>0</b>	<b>0.00</b>	<b>0</b>	<b>0.00</b>
<b>GRAND TOTAL</b>	<b>\$0</b>	<b>0.00</b>	<b>\$18,915,975</b>	<b>0.00</b>	<b>\$0</b>	<b>0.00</b>	<b>\$0</b>	<b>0.00</b>
GENERAL REVENUE	\$0	0.00	\$18,915,975	0.00	\$0	0.00		0.00
FEDERAL FUNDS	\$0	0.00	\$0	0.00	\$0	0.00		0.00
OTHER FUNDS	\$0	0.00	\$0	0.00	\$0	0.00		0.00

**NEW DECISION ITEM**

RANK: 5 OF 7

<b>Department of Higher Education and Workforce Development</b>	<b>Budget Unit</b> <u>55520C</u>
<b>Division of Coordination Administration</b>	
<b>Mo Excels Workforce Development Initiative</b> <span style="float:right"><b>DI#1555002</b></span>	<b>HB Section</b> <u>3.006</u>

**1. AMOUNT OF REQUEST**

FY 2021 Budget Request					FY 2021 Governor's Recommendation						
	GR	Federal	Other	Total	E		GR	Federal	Other	Total	E
PS	0	0	0	0		PS	0	0	0	0	
EE	0	0	0	0		EE	0	0	0	0	
PSD	18,915,975	0	0	18,915,975		PSD	0	0	0	0	
TRF	0	0	0	0		TRF	0	0	0	0	
<b>Total</b>	<b>18,915,975</b>	<b>0</b>	<b>0</b>	<b>18,915,975</b>		<b>Total</b>	<b>0</b>	<b>0</b>	<b>0</b>	<b>0</b>	
FTE	0.00	0.00	0.00	0.00		FTE	0.00	0.00	0.00	0.00	
<b>Est. Fringe</b>	<u>0</u>	<u>0</u>	<u>0</u>	<u>0</u>		<b>Est. Fringe</b>	<u>0</u>	<u>0</u>	<u>0</u>	<u>0</u>	
<i>Note: Fringes budgeted in House Bill 5 except for certain fringes budgeted directly to MoDOT, Highway Patrol, and Conservation.</i>						<i>Note: Fringes budgeted in House Bill 5 except for certain fringes budgeted directly to MoDOT, Highway Patrol, and Conservation.</i>					

Other Funds:

Other Funds:

**2. THIS REQUEST CAN BE CATEGORIZED AS:**

<input type="checkbox"/> New Legislation	<input type="checkbox"/> New Program	<input type="checkbox"/> Fund Switch
<input type="checkbox"/> Federal Mandate	<input checked="" type="checkbox"/> Program Expansion	<input type="checkbox"/> Cost to Continue
<input type="checkbox"/> GR Pick-Up	<input type="checkbox"/> Space Request	<input type="checkbox"/> Equipment Replacement
<input type="checkbox"/> Pay Plan	<input type="checkbox"/> Other: _____	



NEW DECISION ITEM

RANK: 5 OF 7

<b>Department of Higher Education and Workforce Development</b>	<b>Budget Unit</b>	<u>55520C</u>
<b>Division of Coordination Administration</b>		
<b>Mo Excels Workforce Development Initiative</b> <b>DI#1555002</b>	<b>HB Section</b>	<u>3.006</u>

**3. WHY IS THIS FUNDING NEEDED? PROVIDE AN EXPLANATION FOR ITEMS CHECKED IN #2. INCLUDE THE FEDERAL OR STATE STATUTORY OR CONSTITUTIONAL AUTHORIZATION FOR THIS PROGRAM.**

The Department of Higher Education and Workforce Development (DHEWD) and Department of Economic Development (DED) compared Missouri to 13 of its Midwest peers on a number of metrics to measure the state's economic health. They found that Missouri is ranked last in GDP growth, 12th in labor productivity, 11th in per capita income, 9th in job growth, and 8th in wage growth. Although Missouri is above the national average in high school graduation rates, it is below average in students transitioning into and persisting through college, making the state's adult population less educated than the national average. Overall, the percentage of Missourians in the workforce is shrinking. As a result, Missouri needs to strategically increase its workforce to grow its economy.

In FY 2020, the department and the Coordinating Board for Higher Education, along with the Governor, proposed a new strategic workforce initiative to address the worker shortages in high-demand employment areas. Known as the MoExcels program, it was funded at \$18.9 million in FY 2020. The DHEWD, with approval from the Coordinating Board for Higher Education (CBHE), issued a second year request for proposals for this competitive initiative to public institutions of higher education (IHEs). MoExcels funding facilitates development and expansion of employer-driven education and training programs. For FY 2021, the department again challenged public IHE to develop and expand employer-driven education and training programs and initiatives to substantially increase educational attainment. IHE responded with 27 proposals being submitted. Proposals are scored and ranked by staff from DHEWD/DED, as well as private sector representatives. The top ranked projects will present their initiatives to the CBHE for their review and consideration at a special CBHE meeting in October 2019. The CBHE will make final recommendations to the Governor in the Fall of 2019. All projects require a 50% match, doubling the impact of this decision item.

NEW DECISION ITEM

RANK: 5 OF 7

<u>Department of Higher Education and Workforce Development</u>	<u>Budget Unit</u>	<u>55520C</u>	
<u>Division of Coordination Administration</u>			
<u>Mo Excels Workforce Development Initiative</u>	<u>DI#1555002</u>	<u>HB Section</u>	<u>3.006</u>

**4. DESCRIBE THE DETAILED ASSUMPTIONS USED TO DERIVE THE SPECIFIC REQUESTED AMOUNT. (How did you determine that the requested number of FTE were appropriate? From what source or standard did you derive the requested levels of funding? Were alternatives such as outsourcing or automation considered? If based on new legislation, does request tie to TAFP fiscal note? If not, explain why. Detail which portions of the request are one-times and how those amounts were calculated.)**

An unranked listing of the proposals submitted, along with the proposal's name, a short summary, total project cost, and state amount requested were provided to the coordinating board as a part of its September 2019 agenda. A total of 27 proposals were received, Cumulatively, the projects requested \$64,115,500 in state funding with the total projects budgeted at \$153,587,373, when matching funds were included. This NDI is estimated using the total funding provided in FY2020 as a placeholder.

Details about each recommended project will be provided after the CBHE completes its review and provides its recommendations to the Governor.

NEW DECISION ITEM  
RANK: 5 OF 7

<b>Department of Higher Education and Workforce Development</b>	<b>Budget Unit</b> <u>55520C</u>
<b>Division of Coordination Administration</b>	
<b>Mo Excels Workforce Development Initiative</b> <u>DI#1555002</u>	<b>HB Section</b> <u>3.006</u>

**5. BREAK DOWN THE REQUEST BY BUDGET OBJECT CLASS, JOB CLASS, AND FUND SOURCE. IDENTIFY ONE-TIME COSTS.**

Budget Object Class/Job Class	Dept Req GR DOLLARS	Dept Req GR FTE	Dept Req FED DOLLARS	Dept Req FED FTE	Dept Req OTHER DOLLARS	Dept Req OTHER FTE	Dept Req TOTAL DOLLARS	Dept Req TOTAL FTE	Dept Req One-Time DOLLARS	E
							0			
							0	0.0		
<b>Total PS</b>	<u>0</u>	<u>0.0</u>	<u>0</u>	<u>0.0</u>	<u>0</u>	<u>0.0</u>	<u>0</u>	<u>0.0</u>	<u>0</u>	
							0			
							0			
<b>Total EE</b>	<u>0</u>		<u>0</u>		<u>0</u>		<u>0</u>		<u>0</u>	
Program Distributions							18,915,725		18,915,725	
<b>Total PSD</b>	<u>0</u>		<u>0</u>		<u>0</u>		<u>18,915,725</u>		<u>18,915,725</u>	
Transfers										
<b>Total TRF</b>	<u>0</u>		<u>0</u>		<u>0</u>		<u>0</u>		<u>0</u>	
<b>Grand Total</b>	<u>0</u>	<u>0.0</u>	<u>0</u>	<u>0.0</u>	<u>0</u>	<u>0.0</u>	<u>18,915,725</u>	<u>0.0</u>	<u>18,915,725</u>	

NEW DECISION ITEM  
 RANK: 5 OF 7

<u>Department of Higher Education and Workforce Development</u>		Budget Unit		<u>55520C</u>						
<u>Division of Coordination Administration</u>		HB Section		<u>3.006</u>						
<u>Mo Excels Workforce Development Initiative</u>		DI#1555002								
Budget Object Class/Job Class	Gov Rec GR DOLLARS	Gov Rec GR FTE	Gov Rec FED DOLLARS	Gov Rec FED FTE	Gov Rec OTHER DOLLARS	Gov Rec OTHER FTE	Gov Rec TOTAL DOLLARS	Gov Rec TOTAL FTE	Gov Rec One-Time DOLLARS	E
							0			
							0	0.0		
<b>Total PS</b>	<b>0</b>	<b>0.0</b>	<b>0</b>	<b>0.0</b>	<b>0</b>	<b>0.0</b>	<b>0</b>	<b>0.0</b>	<b>0</b>	
							0			
							0			
							0			
<b>Total EE</b>	<b>0</b>		<b>0</b>		<b>0</b>		<b>0</b>		<b>0</b>	
Program Distributions							0			
<b>Total PSD</b>	<b>0</b>		<b>0</b>		<b>0</b>		<b>0</b>		<b>0</b>	
Transfers							0			
<b>Total TRF</b>	<b>0</b>		<b>0</b>		<b>0</b>		<b>0</b>		<b>0</b>	
<b>Grand Total</b>	<b>0</b>	<b>0.0</b>	<b>0</b>	<b>0.0</b>	<b>0</b>	<b>0.0</b>	<b>0</b>	<b>0.0</b>	<b>0</b>	

NEW DECISION ITEM

RANK: 5 OF 7

<u>Department of Higher Education and Workforce Development</u>	<u>Budget Unit</u>	<u>55520C</u>	
<u>Division of Coordination Administration</u>			
<u>Mo Excels Workforce Development Initiative</u>	<u>DI#1555002</u>	<u>HB Section</u>	<u>3.006</u>

**6. PERFORMANCE MEASURES (If new decision item has an associated core, separately identify projected performance with & without additional funding.)**

**6a. Provide an activity measure(s) for the program.**

Anticipated activity measures to be reported:

- 1 - Number of projects funded
- 2 - Number of students participating in selected programs
- 3 - Number of jobs filled because of the initiative

**6c. Provide a measure(s) of the program's impact.**

Anticipated impacts of this effort:

- 1 - Increase in overall degree and/or credential completion
- 2 - Increased workforce/labor participation rates

**6b. Provide a measure(s) of the program's quality.**

Anticipated quality measures to be reported:

- 1 - Student persistence
- 2 - Program graduation
- 3 - Licensure or certifications obtained, where applicable
- 4 - How it meets local and state workforce demands

**6d. Provide a measure(s) of the program's efficiency.**

Anticipated efficiency measures to be reported:

- 1 - Cost per student served
- 2 - Programs are to be self-sustaining and articulate long-term impact

**NEW DECISION ITEM**  
RANK: 5 OF 7

<b>Department of Higher Education and Workforce Development</b>	<b>Budget Unit</b>	<u>55520C</u>	
<b>Division of Coordination Administration</b>			
<b>Mo Excels Workforce Development Initiative</b>	<b>DI#1555002</b>	<b>HB Section</b>	<u>3.006</u>

**7. STRATEGIES TO ACHIEVE THE PERFORMANCE MEASUREMENT TARGETS:**

Each proposal must include a complete description of the workforce need that will be met, including (1) identification of the specific quantitative workforce need to be addressed, validated by a credible data source, and must designate the geographic region in which the workforce need exists; (2) Identification of the specific qualitative workforce needs to be addressed, based on substantial feedback from employers in the industry sector to be served; and (3) statements of needs from employers in the geographic area to be served, including the specific and quantifiable magnitude of the workforce challenges they face and evidence of the meaningful commitment to the program, such as offering paid internships or agreeing to hire all program completers.

Each proposal must also describe a plan to substantially increase postsecondary educational attainment of Missourians, including (1) the number and type of credentials to be awarded and (2) information about the students expected to participate in the program, with additional points awarded for serving underrepresented populations.

Finally, proposals must provide measurable objectives for each phase of the project and, if awarded, the IHEs will be required to provide performance and project reports quarterly.

**DECISION ITEM DETAIL**

Budget Unit	FY 2019	FY 2019	FY 2020	FY 2020	FY 2021	FY 2021	*****	*****
Decision Item	ACTUAL	ACTUAL	BUDGET	BUDGET	DEPT REQ	DEPT REQ	SECURED	SECURED
Budget Object Class	DOLLAR	FTE	DOLLAR	FTE	DOLLAR	FTE	COLUMN	COLUMN
<b>MO EXCELS</b>								
<b>MOExcls - 1555002</b>								
PROGRAM DISTRIBUTIONS	0	0.00	0	0.00	18,915,975	0.00	0	0.00
<b>TOTAL - PD</b>	<b>0</b>	<b>0.00</b>	<b>0</b>	<b>0.00</b>	<b>18,915,975</b>	<b>0.00</b>	<b>0</b>	<b>0.00</b>
<b>GRAND TOTAL</b>	<b>\$0</b>	<b>0.00</b>	<b>\$0</b>	<b>0.00</b>	<b>\$18,915,975</b>	<b>0.00</b>	<b>\$0</b>	<b>0.00</b>
GENERAL REVENUE	\$0	0.00	\$0	0.00	\$18,915,975	0.00		0.00
FEDERAL FUNDS	\$0	0.00	\$0	0.00	\$0	0.00		0.00
OTHER FUNDS	\$0	0.00	\$0	0.00	\$0	0.00		0.00

**CORE DECISION ITEM**

<b>Department of Higher Education and Workforce Development</b>	<b>Budget Unit</b> 55530C
<b>Division of Proprietary Schools Administration</b>	
<b>Core - Proprietary Schools Administration</b>	<b>HB Section</b> 3.010

**1. CORE FINANCIAL SUMMARY**

	FY 2021 Budget Request			
	GR	Federal	Other	Total
PS	0	0	222,894	222,894
EE	0	0	92,148	92,148
PSD	0	0	0	0
TRF	0	0	0	0
<b>Total</b>	<b>0</b>	<b>0</b>	<b>315,042</b>	<b>315,042</b>
<b>FTE</b>	<b>0.00</b>	<b>0.00</b>	<b>5.00</b>	<b>5.00</b>

	FY 2021 Governor's Recommendation			
	GR	Federal	Other	Total
PS	0	0	0	0
EE	0	0	0	0
PSD	0	0	0	0
TRF	0	0	0	0
<b>Total</b>	<b>0</b>	<b>0</b>	<b>0</b>	<b>0</b>
<b>FTE</b>	<b>0.00</b>	<b>0.00</b>	<b>0.00</b>	<b>0.00</b>

<b>Est. Fringe</b>	0	0	139,359	139,359
--------------------	---	---	---------	---------

*Note: Fringes budgeted in House Bill 5 except for certain fringes budgeted directly to MoDOT, Highway Patrol, and Conservation.*

<b>Est. Fringe</b>	0	0	0	0
--------------------	---	---	---	---

*Note: Fringes budgeted in House Bill 5 except for certain fringes budgeted directly to MoDOT, Highway Patrol, and Conservation.*

Other Funds: Proprietary School Certification Fund (0729)

Other Funds:

**2. CORE DESCRIPTION**

A key responsibility of the MDHEWD is certifying and monitoring proprietary schools, including private out-of-state institutions offering programs in Missouri. Fees collected from certified schools and those seeking certification or exemption are deposited into the Proprietary School Certification Fund. Proprietary School Certification administration expenses are paid from the Proprietary School Certification Fund.



**CORE DECISION ITEM**

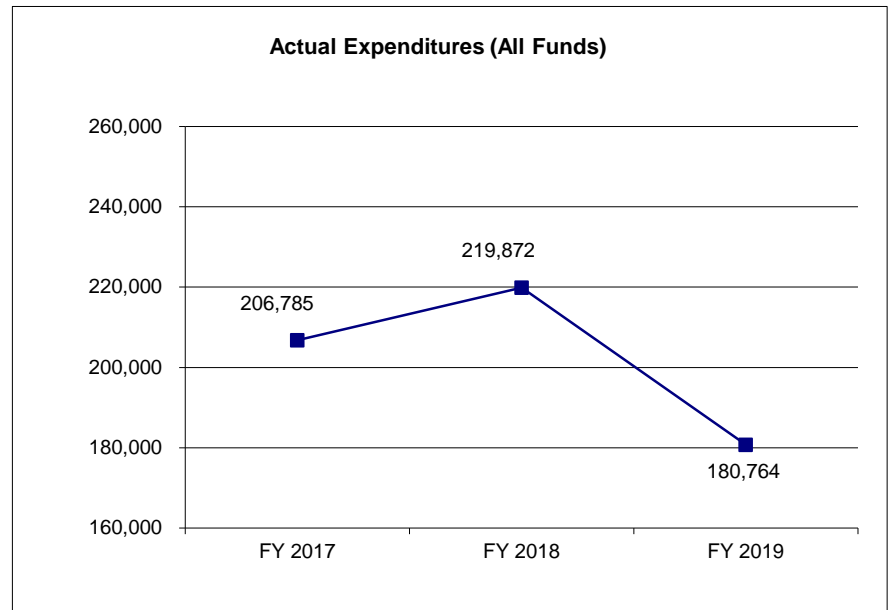
<b>Department of Higher Education and Workforce Development</b>	<b>Budget Unit</b> <u>55530C</u>
<b>Division of Proprietary Schools Administration</b>	
<b>Core - Proprietary Schools Administration</b>	<b>HB Section</b> <u>3.010</u>

**3. PROGRAM LISTING (list programs included in this core funding)**

Proprietary Schools Administration

**4. FINANCIAL HISTORY**

	<b>FY 2017 Actual</b>	<b>FY 2018 Actual</b>	<b>FY 2019 Actual</b>	<b>FY 2020 Current Yr.</b>
Appropriation (All Funds)	308,171	308,171	309,960	315,042
Less Reverted (All Funds)	0	0	0	0
Less Restricted (All Funds)*	0	0	0	0
Budget Authority (All Funds)	308,171	308,171	309,960	315,042
Actual Expenditures (All Funds)	206,785	219,872	180,764	N/A
Unexpended (All Funds)	101,386	88,299	129,196	N/A
Unexpended, by Fund:				
General Revenue	0	0	0	N/A
Federal	0	0	0	N/A
Other	101,386	88,299	129,196	N/A



Reverted includes the statutory three percent reserve amount (when applicable).

Restricted includes any Governor's expenditure restrictions which remained at the end of the fiscal year (when applicable).

**NOTES:**

(1) Prior to FY 2019, 18.42 FTE's were being funded out of Guaranty Agency Operating Fund, Fund 0880; however, this fund can no longer sustain these withdrawals so a fund switch was made to fund these positions through General Revenue .

**CORE RECONCILIATION DETAIL**

**DEPARTMENT OF HIGHER EDUCATION  
PROPRIETARY SCHOOL ADMIN**

**5. CORE RECONCILIATION DETAIL**

	<b>Budget Class</b>	<b>FTE</b>	<b>GR</b>	<b>Federal</b>	<b>Other</b>	<b>Total</b>	<b>Explanation</b>
<b>TAFP AFTER VETOES</b>							
	PS	5.00	0	0	222,894	222,894	
	EE	0.00	0	0	92,148	92,148	
	<b>Total</b>	<b>5.00</b>	<b>0</b>	<b>0</b>	<b>315,042</b>	<b>315,042</b>	
<b>DEPARTMENT CORE ADJUSTMENTS</b>							
Core Reallocation	2046 8391 PS	(0.00)	0	0	0		0 Re-allocating positions and making corrections is required as a result of the FY 2019 fund swap(which moved the DHE to GR funding from GAOF) along with the reorganization and cost allocation efforts f...
<b>NET DEPARTMENT CHANGES</b>		<b>(0.00)</b>	<b>0</b>	<b>0</b>	<b>0</b>	<b>0</b>	
<b>DEPARTMENT CORE REQUEST</b>							
	PS	5.00	0	0	222,894	222,894	
	EE	0.00	0	0	92,148	92,148	
	<b>Total</b>	<b>5.00</b>	<b>0</b>	<b>0</b>	<b>315,042</b>	<b>315,042</b>	
<b>GOVERNOR'S RECOMMENDED CORE</b>							
	PS	5.00	0	0	222,894	222,894	
	EE	0.00	0	0	92,148	92,148	
	<b>Total</b>	<b>5.00</b>	<b>0</b>	<b>0</b>	<b>315,042</b>	<b>315,042</b>	

**DECISION ITEM SUMMARY**

Budget Unit									
Decision Item	FY 2019	FY 2019	FY 2020	FY 2020	FY 2021	FY 2021	*****	*****	
Budget Object Summary	ACTUAL	ACTUAL	BUDGET	BUDGET	DEPT REQ	DEPT REQ	SECURED	SECURED	
Fund	DOLLAR	FTE	DOLLAR	FTE	DOLLAR	FTE	COLUMN	COLUMN	
<b>PROPRIETARY SCHOOL ADMIN</b>									
<b>CORE</b>									
PERSONAL SERVICES									
PROP SCHOOL CERT FUND	163,807	3.82	222,894	5.00	222,894	5.00	0	0.00	
TOTAL - PS	163,807	3.82	222,894	5.00	222,894	5.00	0	0.00	
EXPENSE & EQUIPMENT									
PROP SCHOOL CERT FUND	16,457	0.00	92,148	0.00	92,148	0.00	0	0.00	
TOTAL - EE	16,457	0.00	92,148	0.00	92,148	0.00	0	0.00	
PROGRAM-SPECIFIC									
PROP SCHOOL CERT FUND	500	0.00	0	0.00	0	0.00	0	0.00	
TOTAL - PD	500	0.00	0	0.00	0	0.00	0	0.00	
<b>TOTAL</b>	<b>180,764</b>	<b>3.82</b>	<b>315,042</b>	<b>5.00</b>	<b>315,042</b>	<b>5.00</b>	<b>0</b>	<b>0.00</b>	
<b>Pay Plan FY20-Cost to Continue - 0000013</b>									
PERSONAL SERVICES									
PROP SCHOOL CERT FUND	0	0.00	0	0.00	3,293	0.00	0	0.00	
TOTAL - PS	0	0.00	0	0.00	3,293	0.00	0	0.00	
<b>TOTAL</b>	<b>0</b>	<b>0.00</b>	<b>0</b>	<b>0.00</b>	<b>3,293</b>	<b>0.00</b>	<b>0</b>	<b>0.00</b>	
<b>GRAND TOTAL</b>	<b>\$180,764</b>	<b>3.82</b>	<b>\$315,042</b>	<b>5.00</b>	<b>\$318,335</b>	<b>5.00</b>	<b>\$0</b>	<b>0.00</b>	

**DECISION ITEM DETAIL**

Budget Unit	FY 2019	FY 2019	FY 2020	FY 2020	FY 2021	FY 2021	*****	*****
Decision Item	ACTUAL	ACTUAL	BUDGET	BUDGET	DEPT REQ	DEPT REQ	SECURED	SECURED
Budget Object Class	DOLLAR	FTE	DOLLAR	FTE	DOLLAR	FTE	COLUMN	COLUMN
<b>PROPRIETARY SCHOOL ADMIN</b>								
<b>CORE</b>								
SENIOR COUNSEL	0	0.00	0	0.00	711	0.01	0	0.00
OTHER	0	0.00	9,107	0.04	36,382	1.19	0	0.00
PUBLIC INFORMATION SPECIAL II	0	0.00	4,204	0.08	0	0.00	0	0.00
SR OFC SUPPORT ASST (KEYBOARD)	0	0.00	1,469	0.04	0	0.00	0	0.00
ACCOUNTING SPECIALIST II	0	0.00	2,414	0.04	0	0.00	0	0.00
BUDGET ANALYST III	0	0.00	2,770	0.04	0	0.00	0	0.00
RESEARCH ANALYST I	1,489	0.04	0	0.00	36,232	1.00	0	0.00
RESEARCH ASSOCIATE II	21,936	0.57	39,600	1.00	0	0.00	0	0.00
EXECUTIVE I	0	0.00	1,356	0.04	0	0.00	0	0.00
RESEARCH ASSOCIATE I	33,872	0.96	32,782	0.90	0	0.00	0	0.00
ADMINISTRATIVE ASSISTANT	31,353	1.00	22,552	0.70	8,257	0.25	0	0.00
SENIOR ASSOCIATE	51,357	1.00	52,542	1.00	60,862	1.00	0	0.00
PROGRAM SPECIALIST	0	0.00	0	0.00	35,000	1.00	0	0.00
STATE DEPARTMENT DIRECTOR	0	0.00	0	0.00	1,792	0.01	0	0.00
DESIGNATED PRINC ASSISTANT-DEP	23,800	0.25	33,309	0.51	15,656	0.27	0	0.00
ASSIST COMMISSIONER	0	0.00	6,998	0.08	26,611	0.25	0	0.00
MISCELLANEOUS PROFESSIONAL	0	0.00	11,644	0.49	0	0.00	0	0.00
EXECUTIVE ASSISTANT	0	0.00	2,147	0.04	0	0.00	0	0.00
SPECIAL ASST PROFFESIONAL	0	0.00	0	0.00	1,391	0.02	0	0.00
<b>TOTAL - PS</b>	<b>163,807</b>	<b>3.82</b>	<b>222,894</b>	<b>5.00</b>	<b>222,894</b>	<b>5.00</b>	<b>0</b>	<b>0.00</b>
TRAVEL, IN-STATE	8,073	0.00	7,860	0.00	7,860	0.00	0	0.00
TRAVEL, OUT-OF-STATE	2,106	0.00	1,775	0.00	1,775	0.00	0	0.00
FUEL & UTILITIES	0	0.00	99	0.00	99	0.00	0	0.00
SUPPLIES	1,601	0.00	3,850	0.00	3,850	0.00	0	0.00
PROFESSIONAL DEVELOPMENT	1,687	0.00	2,224	0.00	2,224	0.00	0	0.00
COMMUNICATION SERV & SUPP	0	0.00	1,770	0.00	1,770	0.00	0	0.00
PROFESSIONAL SERVICES	760	0.00	68,115	0.00	68,115	0.00	0	0.00
HOUSEKEEPING & JANITORIAL SERV	0	0.00	100	0.00	100	0.00	0	0.00
M&R SERVICES	0	0.00	689	0.00	689	0.00	0	0.00
MOTORIZED EQUIPMENT	0	0.00	100	0.00	100	0.00	0	0.00
OFFICE EQUIPMENT	825	0.00	3,525	0.00	3,525	0.00	0	0.00
OTHER EQUIPMENT	0	0.00	500	0.00	500	0.00	0	0.00

**DECISION ITEM DETAIL**

Budget Unit	FY 2019	FY 2019	FY 2020	FY 2020	FY 2021	FY 2021	*****	*****
Decision Item	ACTUAL	ACTUAL	BUDGET	BUDGET	DEPT REQ	DEPT REQ	SECURED	SECURED
Budget Object Class	DOLLAR	FTE	DOLLAR	FTE	DOLLAR	FTE	COLUMN	COLUMN
<b>PROPRIETARY SCHOOL ADMIN</b>								
<b>CORE</b>								
PROPERTY & IMPROVEMENTS	0	0.00	101	0.00	101	0.00	0	0.00
BUILDING LEASE PAYMENTS	0	0.00	50	0.00	50	0.00	0	0.00
EQUIPMENT RENTALS & LEASES	0	0.00	15	0.00	15	0.00	0	0.00
MISCELLANEOUS EXPENSES	1,405	0.00	1,375	0.00	1,375	0.00	0	0.00
<b>TOTAL - EE</b>	<b>16,457</b>	<b>0.00</b>	<b>92,148</b>	<b>0.00</b>	<b>92,148</b>	<b>0.00</b>	<b>0</b>	<b>0.00</b>
REFUNDS	500	0.00	0	0.00	0	0.00	0	0.00
<b>TOTAL - PD</b>	<b>500</b>	<b>0.00</b>	<b>0</b>	<b>0.00</b>	<b>0</b>	<b>0.00</b>	<b>0</b>	<b>0.00</b>
<b>GRAND TOTAL</b>	<b>\$180,764</b>	<b>3.82</b>	<b>\$315,042</b>	<b>5.00</b>	<b>\$315,042</b>	<b>5.00</b>	<b>\$0</b>	<b>0.00</b>
<b>GENERAL REVENUE</b>	<b>\$0</b>	<b>0.00</b>	<b>\$0</b>	<b>0.00</b>	<b>\$0</b>	<b>0.00</b>		<b>0.00</b>
<b>FEDERAL FUNDS</b>	<b>\$0</b>	<b>0.00</b>	<b>\$0</b>	<b>0.00</b>	<b>\$0</b>	<b>0.00</b>		<b>0.00</b>
<b>OTHER FUNDS</b>	<b>\$180,764</b>	<b>3.82</b>	<b>\$315,042</b>	<b>5.00</b>	<b>\$315,042</b>	<b>5.00</b>		<b>0.00</b>

**PROGRAM DESCRIPTION**

**Department of Higher Education and Workforce Development**

**HB Section(s): 3.010**

**Program Name: Proprietary Schools Administration**

**Program is found in the following core budget(s): Proprietary Schools Administration**

**1a. What strategic priority does this program address?**

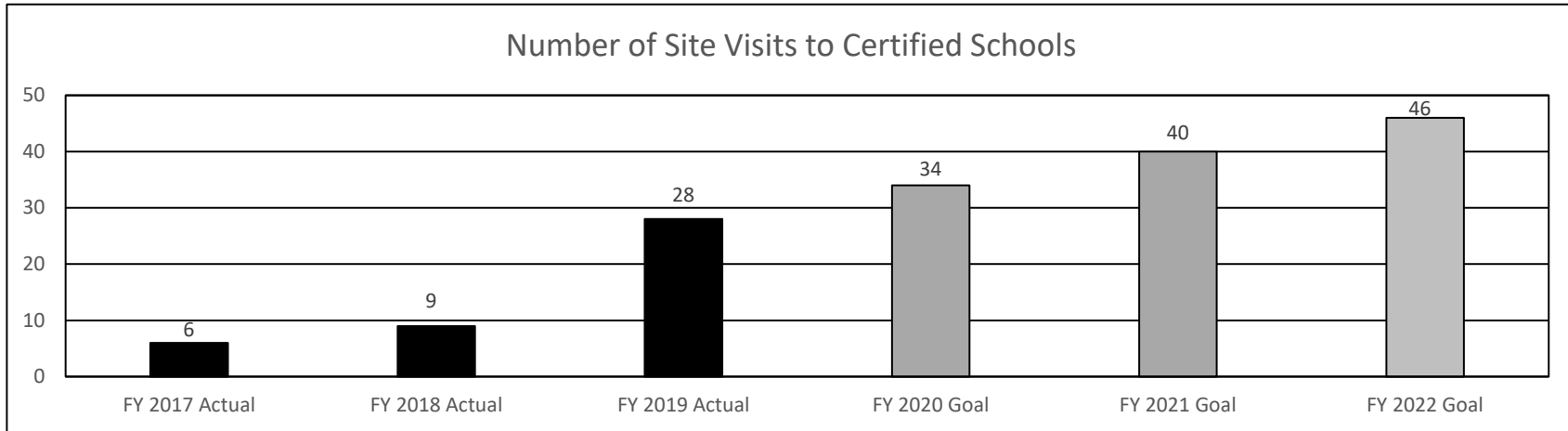
Coordination

**1b. What does this program do?**

This program is the mechanism by which the DHEWD certifies and monitors postsecondary education institutions (that are not exempted by statute) that offer programs in, or recruit students from, Missouri. The program's intent is to ensure students receive training consistent with the published objectives of the course or program of study, adequate and reliable information is available to currently enrolled and prospective students, and that there are the financial and educational safeguards required by the authorizing statute.

The program supports the development of high-quality programs and attainment of postsecondary credentials by carefully evaluating new school applications and requests for new programs or revisions to current programming. Missouri will benefit from decreases in the time to review these applications as new schools, and therefore new educational choices, are created and new and revised programs are implemented to meet critical workforce needs.

**2a. Provide an activity measure(s) for the program.**



The base goal for this measure is 10 visits; the stretch goal is 46.

**PROGRAM DESCRIPTION**

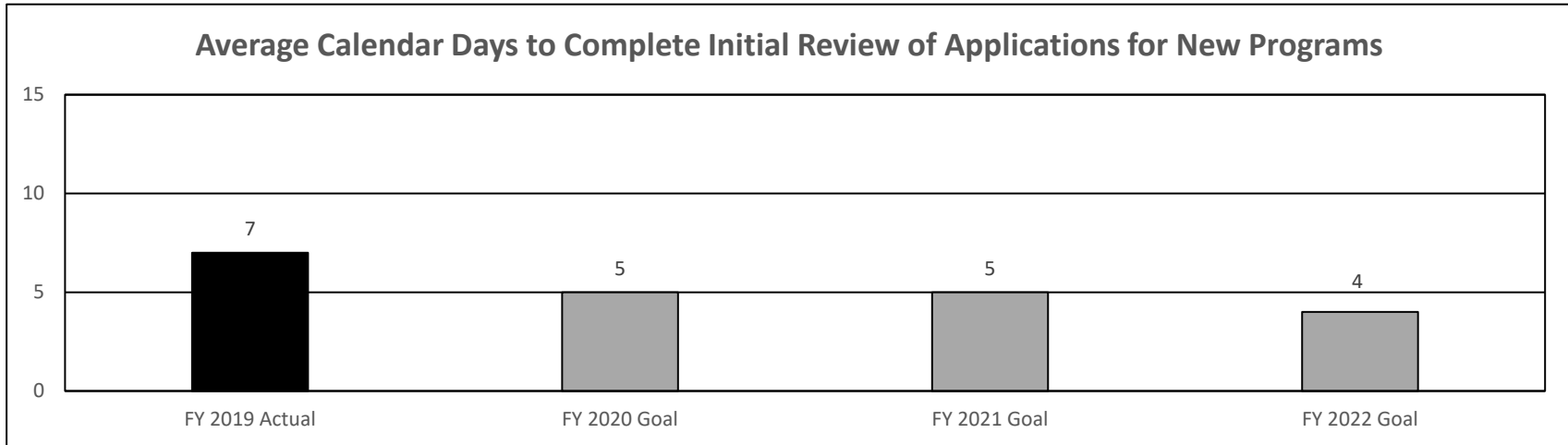
Department of Higher Education and Workforce Development

HB Section(s): 3.010

Program Name: Proprietary Schools Administration

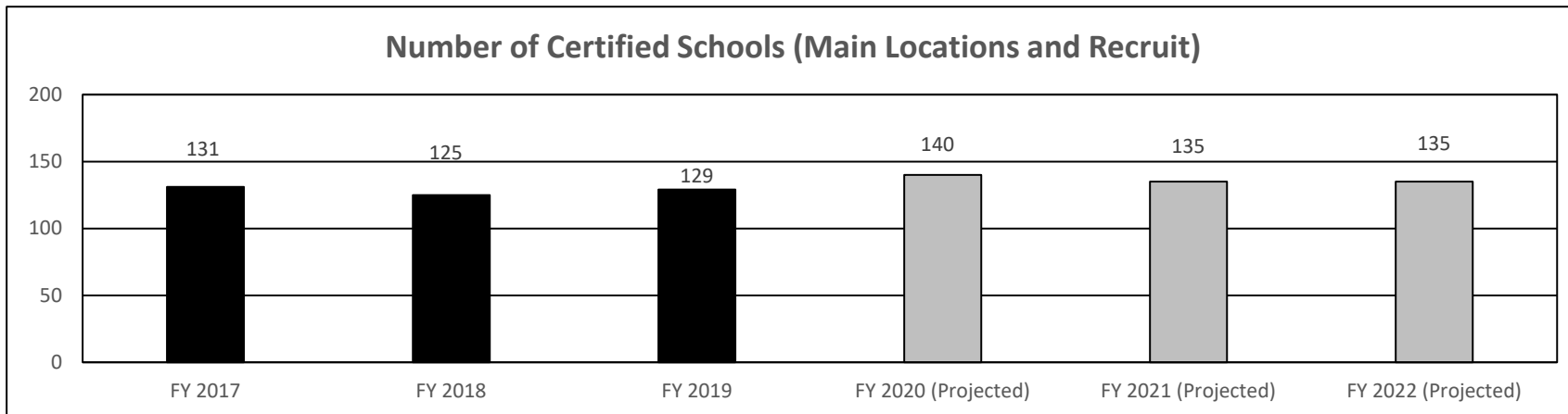
Program is found in the following core budget(s): Proprietary Schools Administration

2b. Provide a measure(s) of the program's quality.



The base goal for this measure is 7 days to complete an initial new program review; the stretch goal is 4 days.

2c. Provide a measure(s) of the program's impact.



**PROGRAM DESCRIPTION**

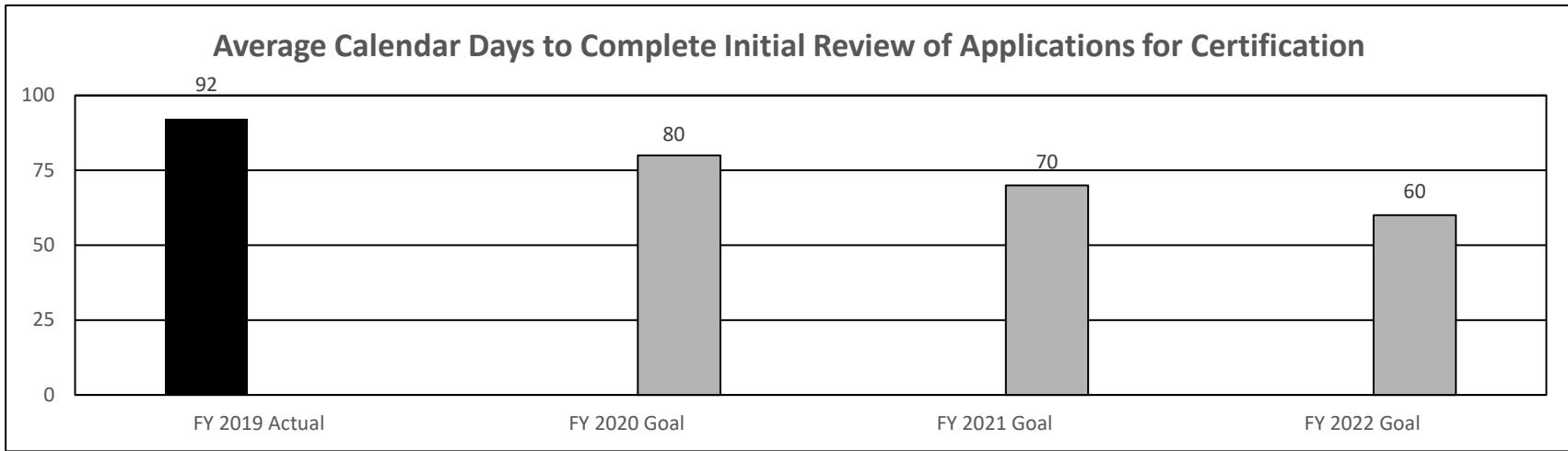
Department of Higher Education and Workforce Development

HB Section(s): 3.010

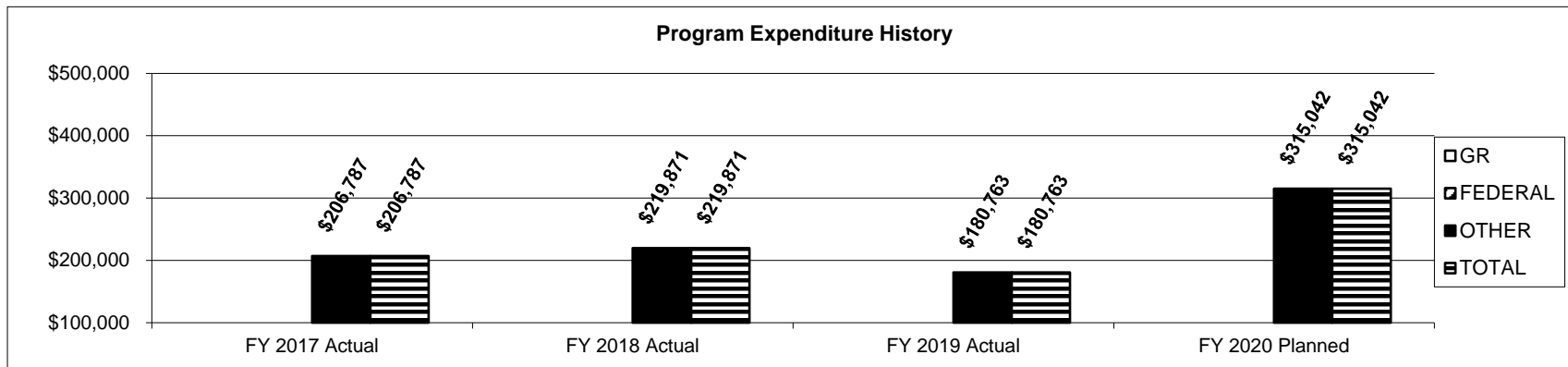
Program Name: Proprietary Schools Administration

Program is found in the following core budget(s): Proprietary Schools Administration

2d. Provide a measure(s) of the program's efficiency.



3. Provide actual expenditures for the prior three fiscal years and planned expenditures for the current fiscal year. (Note: Amounts do not include fringe benefit costs.)





**PROGRAM DESCRIPTION**

**Department of Higher Education and Workforce Development**

**HB Section(s): 3.010**

**Program Name: Proprietary Schools Administration**

**Program is found in the following core budget(s): Proprietary Schools Administration**

**4. What are the sources of the "Other " funds?**

Proprietary School Certification Fund (0729)

**5. What is the authorization for this program, i.e., federal or state statute, etc.? (Include the federal program number, if applicable.)**

Section 173.600 - 173.619, RSMo

**6. Are there federal matching requirements? If yes, please explain.**

No

**7. Is this a federally mandated program? If yes, please explain.**

No

**CORE DECISION ITEM**

<b>Department of Higher Education and Workforce Development</b>	<b>Budget Unit</b>	<u>55535C</u>
<b>Division of Proprietary Schools Administration</b>		
<b>Core - Proprietary School Bond</b>	<b>HB Section</b>	<u>3.015</u>

**1. CORE FINANCIAL SUMMARY**

	FY 2021 Budget Request						FY 2021 Governor's Recommendation				
	GR	Federal	Other	Total	E		GR	Federal	Other	Total	E
PS	0	0	0	0	0	PS	0	0	0	0	
EE	0	0	0	0	0	EE	0	0	0	0	
PSD	0	0	400,000	400,000		PSD	0	0	0	0	
TRF	0	0	0	0		TRF	0	0	0	0	
<b>Total</b>	<b>0</b>	<b>0</b>	<b>400,000</b>	<b>400,000</b>		<b>Total</b>	<b>0</b>	<b>0</b>	<b>0</b>	<b>0</b>	
<b>FTE</b>	<b>0.00</b>	<b>0.00</b>	<b>0.00</b>	<b>0.00</b>		<b>FTE</b>	<b>0.00</b>	<b>0.00</b>	<b>0.00</b>	<b>0.00</b>	

<b>Est. Fringe</b>	0	0	0	0
--------------------	---	---	---	---

*Note: Fringes budgeted in House Bill 5 except for certain fringes budgeted directly to MoDOT, Highway Patrol, and Conservation.*

<b>Est. Fringe</b>	0	0	0	0
--------------------	---	---	---	---

*Note: Fringes budgeted in House Bill 5 except for certain fringes budgeted directly to MoDOT, Highway Patrol, and Conservation.*

Other Funds: Proprietary School Bond Fund (0760)

Other Funds:

**2. CORE DESCRIPTION**

DHEWD holds a security deposit from each of the approximately 120 proprietary schools certified to operate pursuant to sections 173.600 through 173.619, RSMo. The deposit is to indemnify students in cases of malfeasance by a proprietary school or to assist with preservation of student records if adequate provisions are not made by the school upon closure. The security deposit from each proprietary school ranges from a minimum of \$5,000 to a maximum of \$100,000 as required by statute. This appropriation is necessary to ensure the authority to access those monies for indemnification and record preservation purposes in cases of malfeasance by a proprietary school.

**CORE DECISION ITEM**

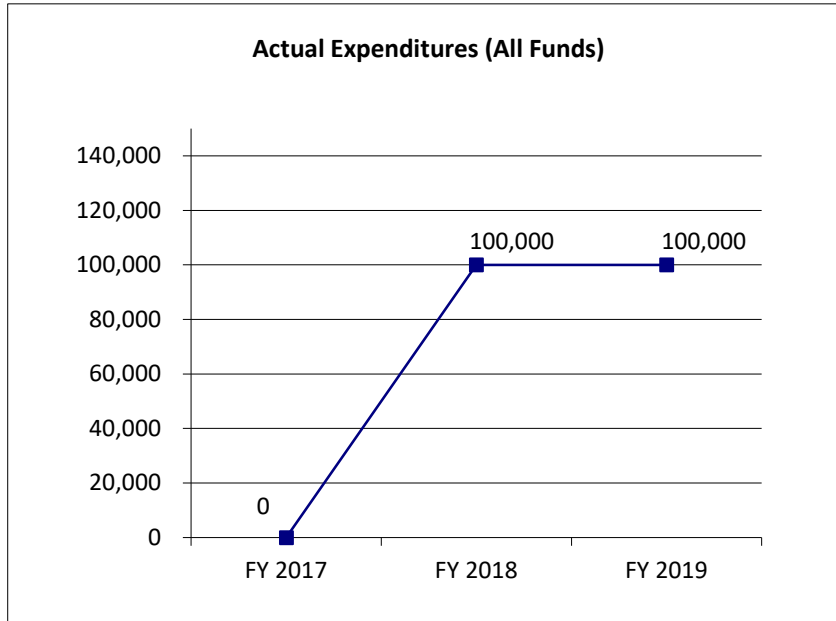
<b>Department of Higher Education and Workforce Development</b>	<b>Budget Unit</b>	<u>55535C</u>
<b>Division of Proprietary Schools Administration</b>		
<b>Core - Proprietary School Bond</b>	<b>HB Section</b>	<u>3.015</u>

**3. PROGRAM LISTING (list programs included in this core funding)**

Proprietary School Bond

**4. FINANCIAL HISTORY**

	<b>FY 2017 Actual</b>	<b>FY 2018 Actual</b>	<b>FY 2019 Actual</b>	<b>FY 2020 Current Yr.</b>
Appropriation (All Funds)	400,000	400,000	400,000	400,000
Less Reverted (All Funds)	0	0	0	0
Less Restricted (All Funds)	0	0	0	0
Budget Authority (All Funds)	400,000	400,000	400,000	N/A
Actual Expenditures (All Funds)	0	100,000	100,000	N/A
Unexpended (All Funds)	400,000	300,000	300,000	N/A
Unexpended, by Fund:				
General Revenue	0	0	0	N/A
Federal	0	0	0	N/A
Other	400,000	300,000	300,000	N/A



Reverted includes the statutory three-percent reserve amount (when applicable).

Restricted includes any Governor's Expenditure Restrictions which remained at the end of the fiscal year (when applicable).

**NOTES:** All funds received from security deposits are paid to students in the form of tuition refunds. Unexpended amounts represent the difference between the budget authority and the actual amount of the security deposits accessed during the year.

**CORE RECONCILIATION DETAIL**

**DEPARTMENT OF HIGHER EDUCATION  
PROPRIETARY SCHOOL BOND**

**5. CORE RECONCILIATION DETAIL**

	<b>Budget Class</b>	<b>FTE</b>	<b>GR</b>	<b>Federal</b>	<b>Other</b>	<b>Total</b>	<b>Explanation</b>
<b>TAFP AFTER VETOES</b>							
	PD	0.00	0	0	400,000	400,000	
	<b>Total</b>	<b>0.00</b>	<b>0</b>	<b>0</b>	<b>400,000</b>	<b>400,000</b>	
<b>DEPARTMENT CORE REQUEST</b>							
	PD	0.00	0	0	400,000	400,000	
	<b>Total</b>	<b>0.00</b>	<b>0</b>	<b>0</b>	<b>400,000</b>	<b>400,000</b>	
<b>GOVERNOR'S RECOMMENDED CORE</b>							
	PD	0.00	0	0	400,000	400,000	
	<b>Total</b>	<b>0.00</b>	<b>0</b>	<b>0</b>	<b>400,000</b>	<b>400,000</b>	

**DECISION ITEM SUMMARY**

Budget Unit									
Decision Item	FY 2019	FY 2019	FY 2020	FY 2020	FY 2021	FY 2021	*****	*****	
Budget Object Summary	ACTUAL	ACTUAL	BUDGET	BUDGET	DEPT REQ	DEPT REQ	SECURED	SECURED	
Fund	DOLLAR	FTE	DOLLAR	FTE	DOLLAR	FTE	COLUMN	COLUMN	
<b>PROPRIETARY SCHOOL BOND</b>									
<b>CORE</b>									
PROGRAM-SPECIFIC									
PROPRIETARY SCHOOL BOND FUND	100,000	0.00	400,000	0.00	400,000	0.00	0	0.00	
TOTAL - PD	100,000	0.00	400,000	0.00	400,000	0.00	0	0.00	
<b>TOTAL</b>	<b>100,000</b>	<b>0.00</b>	<b>400,000</b>	<b>0.00</b>	<b>400,000</b>	<b>0.00</b>	<b>0</b>	<b>0.00</b>	
<b>GRAND TOTAL</b>	<b>\$100,000</b>	<b>0.00</b>	<b>\$400,000</b>	<b>0.00</b>	<b>\$400,000</b>	<b>0.00</b>	<b>\$0</b>	<b>0.00</b>	

**DECISION ITEM DETAIL**

Budget Unit	FY 2019	FY 2019	FY 2020	FY 2020	FY 2021	FY 2021	*****	*****
Decision Item	ACTUAL	ACTUAL	BUDGET	BUDGET	DEPT REQ	DEPT REQ	SECURED	SECURED
Budget Object Class	DOLLAR	FTE	DOLLAR	FTE	DOLLAR	FTE	COLUMN	COLUMN
<b>PROPRIETARY SCHOOL BOND</b>								
<b>CORE</b>								
REFUNDS	100,000	0.00	400,000	0.00	400,000	0.00	0	0.00
<b>TOTAL - PD</b>	<b>100,000</b>	<b>0.00</b>	<b>400,000</b>	<b>0.00</b>	<b>400,000</b>	<b>0.00</b>	<b>0</b>	<b>0.00</b>
<b>GRAND TOTAL</b>	<b>\$100,000</b>	<b>0.00</b>	<b>\$400,000</b>	<b>0.00</b>	<b>\$400,000</b>	<b>0.00</b>	<b>\$0</b>	<b>0.00</b>
GENERAL REVENUE	\$0	0.00	\$0	0.00	\$0	0.00		0.00
FEDERAL FUNDS	\$0	0.00	\$0	0.00	\$0	0.00		0.00
OTHER FUNDS	\$100,000	0.00	\$400,000	0.00	\$400,000	0.00		0.00

**PROGRAM DESCRIPTION**

**Department of Higher Education and Workforce Development**

**HB Section(s): 3.015**

**Program Name: Proprietary School Bond**

**Program is found in the following core budget(s): Proprietary School Bond**

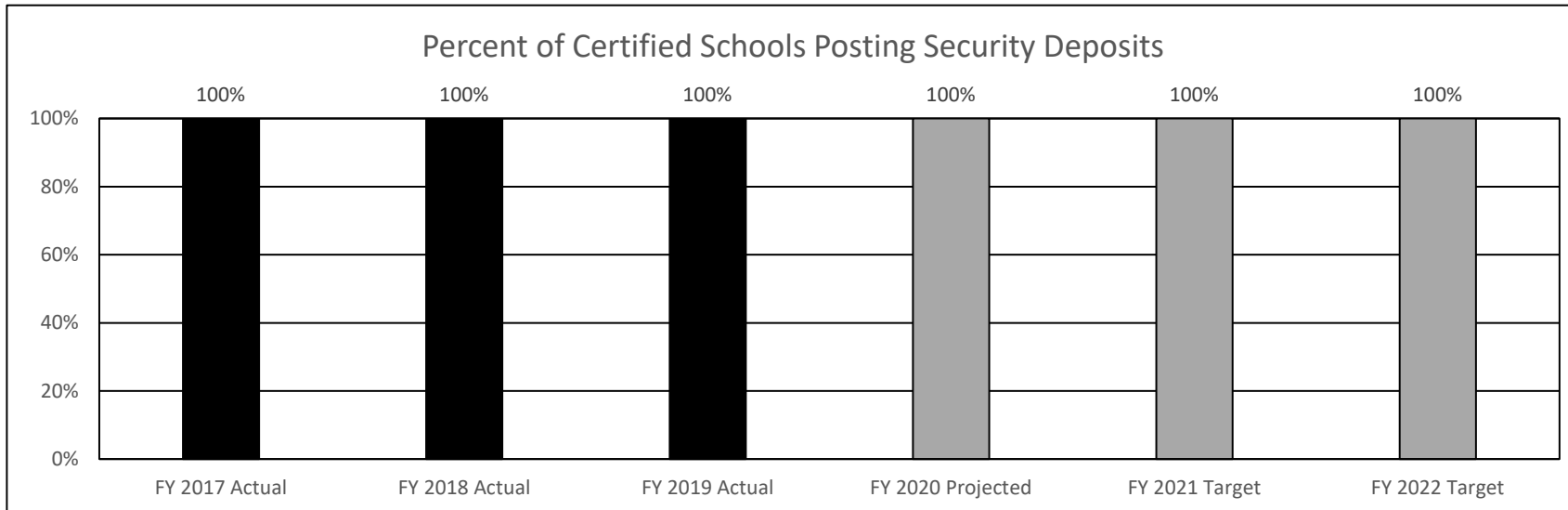
**1a. What strategic priority does this program address?**

Coordination

**1b. What does this program do?**

The department holds a security deposit from each school certified to operate pursuant to sections 173.600 through 173.619, RSMo. The deposit is to indemnify students in cases of malfeasance by a proprietary school or to assist with the preservation of student records if adequate provisions are not made by the school upon closure. The security deposit requirement is calculated as ten percent of the previous year's gross tuition with a minimum of \$5,000 and maximum of \$100,000.

**2a. Provide an activity measure(s) for the program.**



**2b. Provide a measure(s) of the program's quality.**

N/A

**PROGRAM DESCRIPTION**

Department of Higher Education and Workforce Development

HB Section(s): 3.015

Program Name: Proprietary School Bond

Program is found in the following core budget(s): Proprietary School Bond

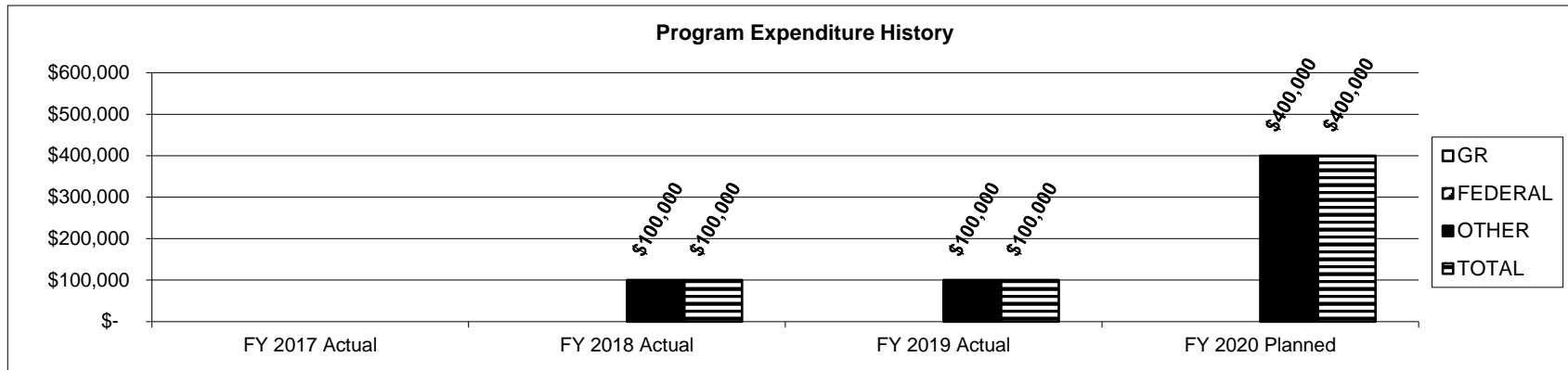
**2c. Provide a measure(s) of the program's impact.**

In FY 2019, 59 former students of Missouri College, which closed without providing options for students to complete their programs of study, received a total of \$100,000 in reimbursement from the security deposit posted by the school via the Proprietary School Bond Fund. Students paid out of pocket in excess of \$298,000 and were reimbursed \$100,000 (average of \$1,695), which is approximately a 34 percent reimbursement rate.

**2d. Provide a measure(s) of the program's efficiency.**

N/A

**3. Provide actual expenditures for the prior three fiscal years and planned expenditures for the current fiscal year. (Note: Amounts do not include fringe benefit costs.)**



**4. What are the sources of the "Other " funds?**

Proprietary School Bond Fund (0760)

**5. What is the authorization for this program, i.e., federal or state statute, etc.? (Include the federal program number, if applicable.)**

Section 173.612, RSMo

**6. Are there federal matching requirements? If yes, please explain.**

No

**7. Is this a federally mandated program? If yes, please explain.**

No



**CORE DECISION ITEM**

<b>Department of Higher Education and Workforce Development</b>	<b>Budget Unit</b>	55550C
<b>Division of Coordination Administration</b>	<b>HB Section</b>	3.020
<b>Core - Midwestern Higher Education Compact</b>		

**1. CORE FINANCIAL SUMMARY**

	FY 2021 Budget Request						FY 2021 Governor's Recommendation				
	GR	Federal	Other	Total	E		GR	Federal	Other	Total	E
PS	0	0	0	0	0	PS	0	0	0	0	
EE	115,000	0	0	115,000		EE	0	0	0	0	
PSD	0	0	0	0		PSD	0	0	0	0	
TRF	0	0	0	0		TRF	0	0	0	0	
<b>Total</b>	<b>115,000</b>	<b>0</b>	<b>0</b>	<b>115,000</b>		<b>Total</b>	<b>0</b>	<b>0</b>	<b>0</b>	<b>0</b>	
<b>FTE</b>	<b>0.00</b>	<b>0.00</b>	<b>0.00</b>	<b>0.00</b>		<b>FTE</b>	<b>0.00</b>	<b>0.00</b>	<b>0.00</b>	<b>0.00</b>	
<i>Est. Fringe</i>	0	0	0	0		<i>Est. Fringe</i>	0	0	0	0	
<i>Note: Fringes budgeted in House Bill 5 except for certain fringes budgeted directly to MoDOT, Highway Patrol, and Conservation.</i>						<i>Note: Fringes budgeted in House Bill 5 except for certain fringes budgeted directly to MoDOT, Highway Patrol, and Conservation.</i>					

Other Funds:

Other Funds:

**2. CORE DESCRIPTION**

This request of \$115,000 is for membership dues in the Midwestern Higher Education Compact (MHEC). Pursuant to Section 173.700, RSMo, Missouri is a member of MHEC, a multi-state compact which is charged with promoting interstate cooperation and resource sharing in higher education accomplishing this through four core functions: cost saving programs, reduced tuition, interstate reciprocity for distance education, and policy research. Missouri participates in a student exchange program with other states allowing residents to participate in out-of-state instruction at no more than 150 percent of in-state tuition rates at public institutions. Private institutions offer a 10% reduction on their tuition rates. Missouri also benefits from its membership through participation in the State Authorization Reciprocity Agreement for distance education administered through MHEC. The commission is also active in forming joint purchasing agreements for obtaining property insurance, telecommunications products and services, and student health insurance.

**CORE DECISION ITEM**

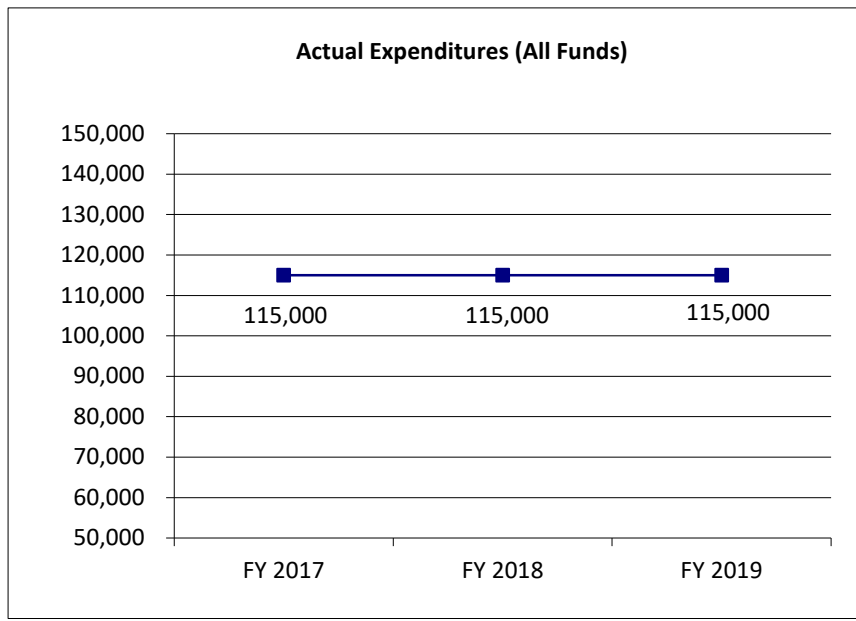
<b>Department of Higher Education and Workforce Development</b>	<b>Budget Unit</b>	<u>55550C</u>
<b>Division of Coordination Administration</b>		
<b>Core - Midwestern Higher Education Compact</b>	<b>HB Section</b>	<u>3.020</u>

**3. PROGRAM LISTING (list programs included in this core funding)**

Midwestern Higher Education Compact

**4. FINANCIAL HISTORY**

	<u>FY 2017</u>	<u>FY 2018</u>	<u>FY 2019</u>	<u>FY 2020</u>
	<u>Actual</u>	<u>Actual</u>	<u>Actual</u>	<u>Current Yr.</u>
Appropriation (All Funds)	115,000	115,000	115,000	115,000
Less Reverted (All Funds)	0	0	0	0
Less Restricted (All Funds)	0	0	0	0
Budget Authority (All Funds)	115,000	115,000	115,000	N/A
Actual Expenditures (All Funds)	115,000	115,000	115,000	N/A
Unexpended (All Funds)	0	0	0	N/A
Unexpended, by Fund:				
General Revenue	0	0	0	N/A
Federal	0	0	0	N/A
Other	0	0	0	N/A



Reverted includes the statutory three-percent reserve amount (when applicable).

Restricted includes any Governor's Expenditure Restrictions which remained at the end of the fiscal year (when applicable).

**NOTES:**

**CORE RECONCILIATION DETAIL**

---

**DEPARTMENT OF HIGHER EDUCATION  
MIDWEST HIGHER ED. COMMISSION**

---

**5. CORE RECONCILIATION DETAIL**

---

	<b>Budget Class</b>	<b>FTE</b>	<b>GR</b>	<b>Federal</b>	<b>Other</b>	<b>Total</b>	<b>Explanation</b>
<b>TAFP AFTER VETOES</b>	EE	0.00	115,000	0	0	115,000	
	<b>Total</b>	<b>0.00</b>	<b>115,000</b>	<b>0</b>	<b>0</b>	<b>115,000</b>	
<b>DEPARTMENT CORE REQUEST</b>	EE	0.00	115,000	0	0	115,000	
	<b>Total</b>	<b>0.00</b>	<b>115,000</b>	<b>0</b>	<b>0</b>	<b>115,000</b>	
<b>GOVERNOR'S RECOMMENDED CORE</b>	EE	0.00	115,000	0	0	115,000	
	<b>Total</b>	<b>0.00</b>	<b>115,000</b>	<b>0</b>	<b>0</b>	<b>115,000</b>	

**DECISION ITEM SUMMARY**

<b>Budget Unit</b>								
<b>Decision Item</b>	<b>FY 2019</b>	<b>FY 2019</b>	<b>FY 2020</b>	<b>FY 2020</b>	<b>FY 2021</b>	<b>FY 2021</b>	<b>*****</b>	<b>*****</b>
<b>Budget Object Summary</b>	<b>ACTUAL</b>	<b>ACTUAL</b>	<b>BUDGET</b>	<b>BUDGET</b>	<b>DEPT REQ</b>	<b>DEPT REQ</b>	<b>SECURED</b>	<b>SECURED</b>
<b>Fund</b>	<b>DOLLAR</b>	<b>FTE</b>	<b>DOLLAR</b>	<b>FTE</b>	<b>DOLLAR</b>	<b>FTE</b>	<b>COLUMN</b>	<b>COLUMN</b>
<b>MIDWEST HIGHER ED. COMMISSION</b>								
<b>CORE</b>								
EXPENSE & EQUIPMENT								
GENERAL REVENUE	115,000	0.00	115,000	0.00	115,000	0.00	0	0.00
TOTAL - EE	115,000	0.00	115,000	0.00	115,000	0.00	0	0.00
<b>TOTAL</b>	<b>115,000</b>	<b>0.00</b>	<b>115,000</b>	<b>0.00</b>	<b>115,000</b>	<b>0.00</b>	<b>0</b>	<b>0.00</b>
<b>GRAND TOTAL</b>	<b>\$115,000</b>	<b>0.00</b>	<b>\$115,000</b>	<b>0.00</b>	<b>\$115,000</b>	<b>0.00</b>	<b>\$0</b>	<b>0.00</b>

**DECISION ITEM DETAIL**

Budget Unit	FY 2019	FY 2019	FY 2020	FY 2020	FY 2021	FY 2021	*****	*****
Decision Item	ACTUAL	ACTUAL	BUDGET	BUDGET	DEPT REQ	DEPT REQ	SECURED	SECURED
Budget Object Class	DOLLAR	FTE	DOLLAR	FTE	DOLLAR	FTE	COLUMN	COLUMN
<b>MIDWEST HIGHER ED. COMMISSION</b>								
<b>CORE</b>								
PROFESSIONAL DEVELOPMENT	115,000	0.00	115,000	0.00	115,000	0.00	0	0.00
<b>TOTAL - EE</b>	<b>115,000</b>	<b>0.00</b>	<b>115,000</b>	<b>0.00</b>	<b>115,000</b>	<b>0.00</b>	<b>0</b>	<b>0.00</b>
<b>GRAND TOTAL</b>	<b>\$115,000</b>	<b>0.00</b>	<b>\$115,000</b>	<b>0.00</b>	<b>\$115,000</b>	<b>0.00</b>	<b>\$0</b>	<b>0.00</b>
GENERAL REVENUE	\$115,000	0.00	\$115,000	0.00	\$115,000	0.00		0.00
FEDERAL FUNDS	\$0	0.00	\$0	0.00	\$0	0.00		0.00
OTHER FUNDS	\$0	0.00	\$0	0.00	\$0	0.00		0.00

**PROGRAM DESCRIPTION**

**Department of Higher Education and Workforce Development**

**HB Section(s): 3.020**

**Program Name: Midwestern Higher Education Compact**

**Program is found in the following core budget(s): Midwestern Higher Education Compact**

**1a. What strategic priority does this program address?**

Affordability, Communication

**1b. What does this program do?**

This program pays Missouri's membership dues in the Midwestern Higher Education Compact (MHEC). The purpose of the compact is to provide greater higher education opportunities and services in the Midwestern region with the aim of furthering regional access to, research in and choice of higher education for citizens residing in the states which are party to this compact. Membership allows Missouri to participate in the Midwest Student Exchange Program (MSEP), which allows residents to receive out-of-state instruction at no more than 150 percent of the in-state resident tuition rates at public institutions; private institutions offer a 10% reduction on their tuition rates. The membership offers joint purchasing agreements for obtaining property insurance, telecommunications products and services, and student health insurance. Additionally, MHEC conducts research that is valuable to the state, and convenes member states to collectively address pressing issues in higher education. Missouri also benefits from its membership through participation in the State Authorization Reciprocity Agreement for distance education administered through MHEC.

**PROGRAM DESCRIPTION**

**Department of Higher Education and Workforce Development**

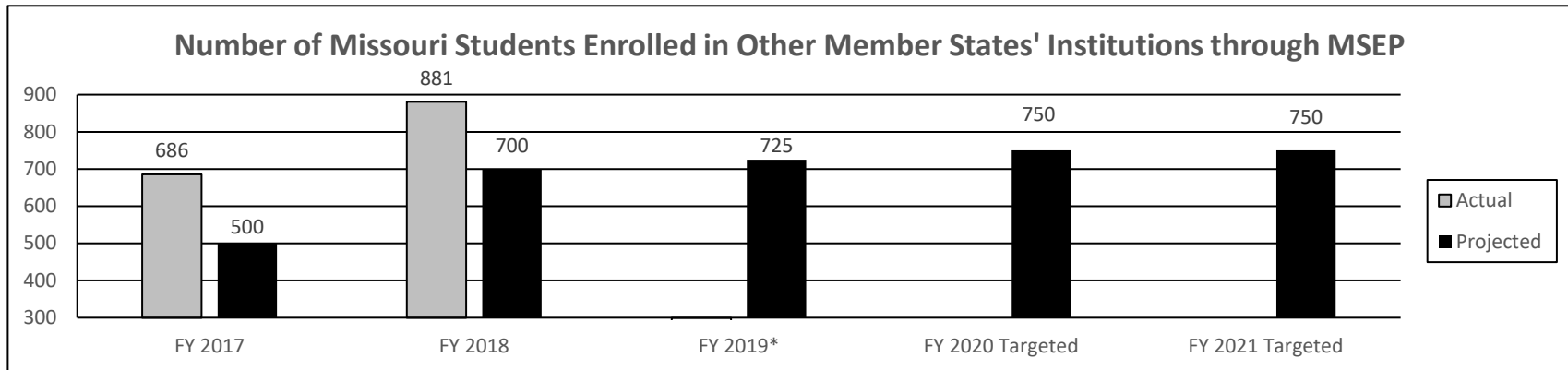
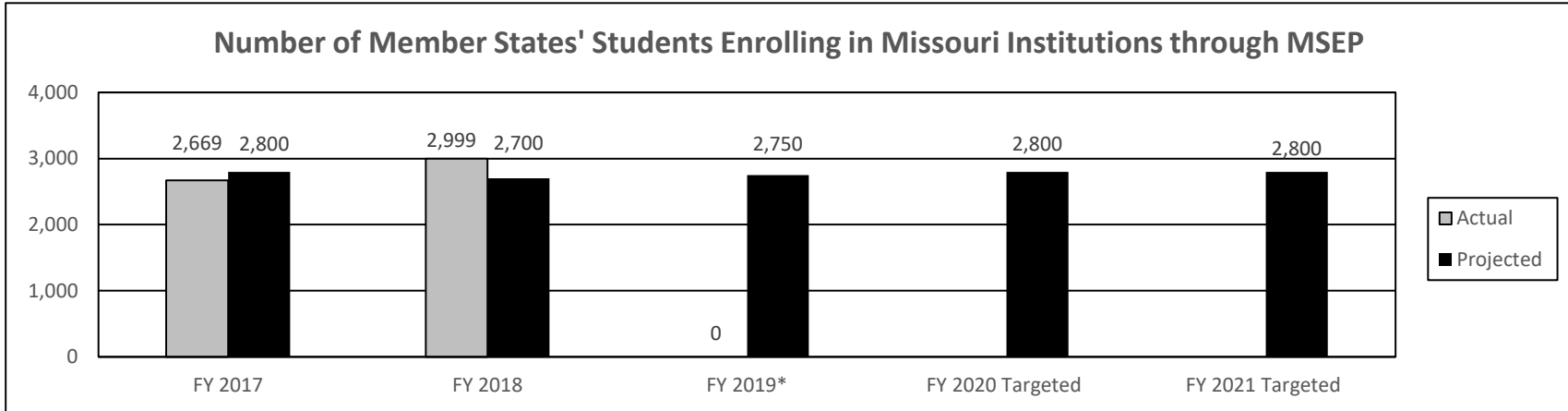
**HB Section(s): 3.020**

**Program Name: Midwestern Higher Education Compact**

**Program is found in the following core budget(s): Midwestern Higher Education Compact**

**2a. Provide an activity measure(s) for the program.**

MDHEWD does not have direct influence on the measures contained below, which are somewhat dependent on other state membership in the Midwestern Higher Education Compact. Thus, base and stretch targets are not applicable.



\*FY 2019 Actual Data will be available after November 2019 when the Annual Report comes out

**PROGRAM DESCRIPTION**


Department of Higher Education and Workforce Development

HB Section(s): 3.020

Program Name: Midwestern Higher Education Compact

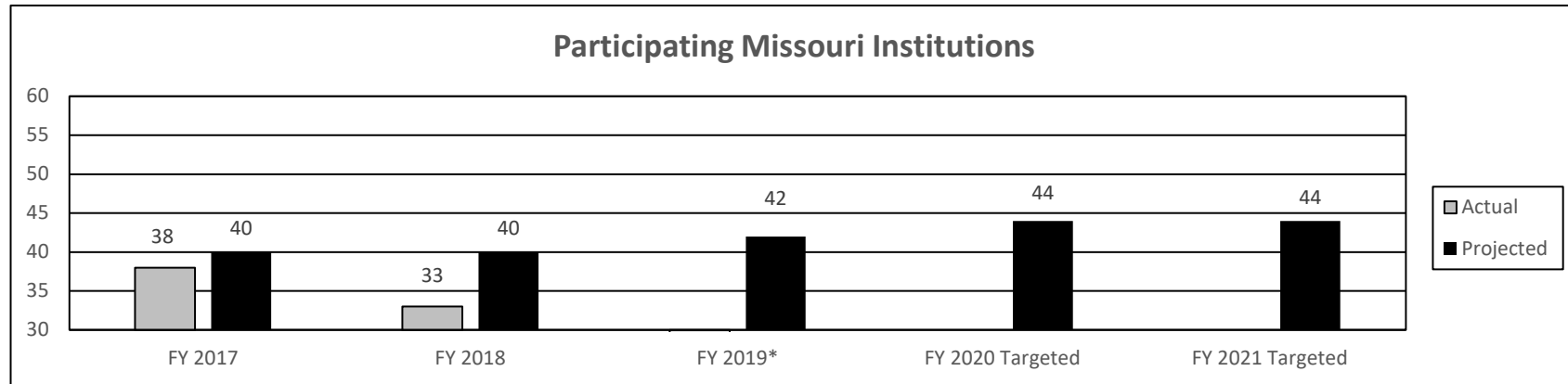
Program is found in the following core budget(s): Midwestern Higher Education Compact

2b. Provide a measure(s) of the program's quality.



\*FY 2019 Actual Data will be available after November 2019 when the Annual Report comes out

2c. Provide a measure(s) of the program's impact.



\*FY 2019 Actual Data will be available after November 2019 when the Annual Report comes out



**PROGRAM DESCRIPTION**

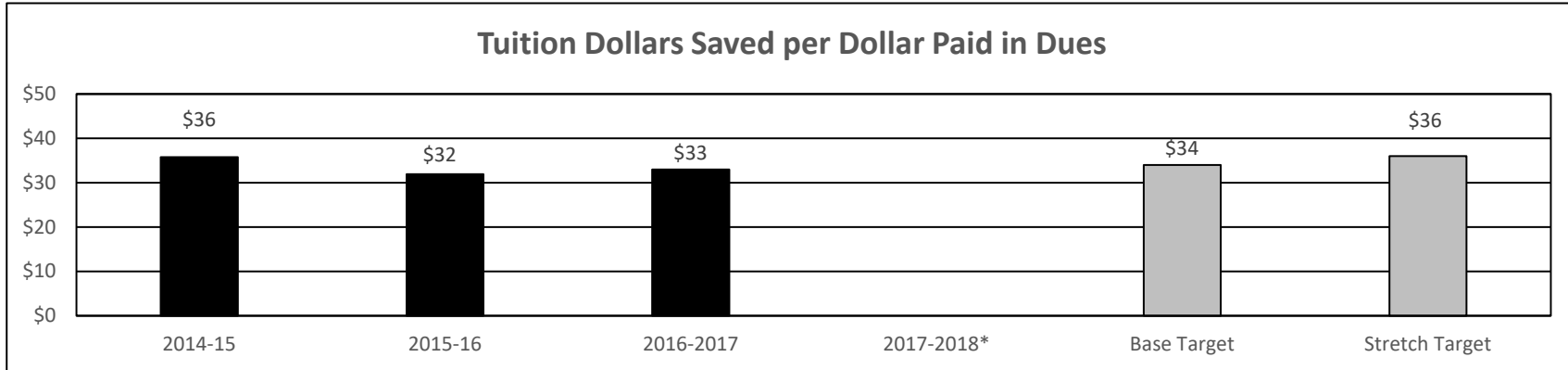
Department of Higher Education and Workforce Development

HB Section(s): 3.020

Program Name: Midwestern Higher Education Compact

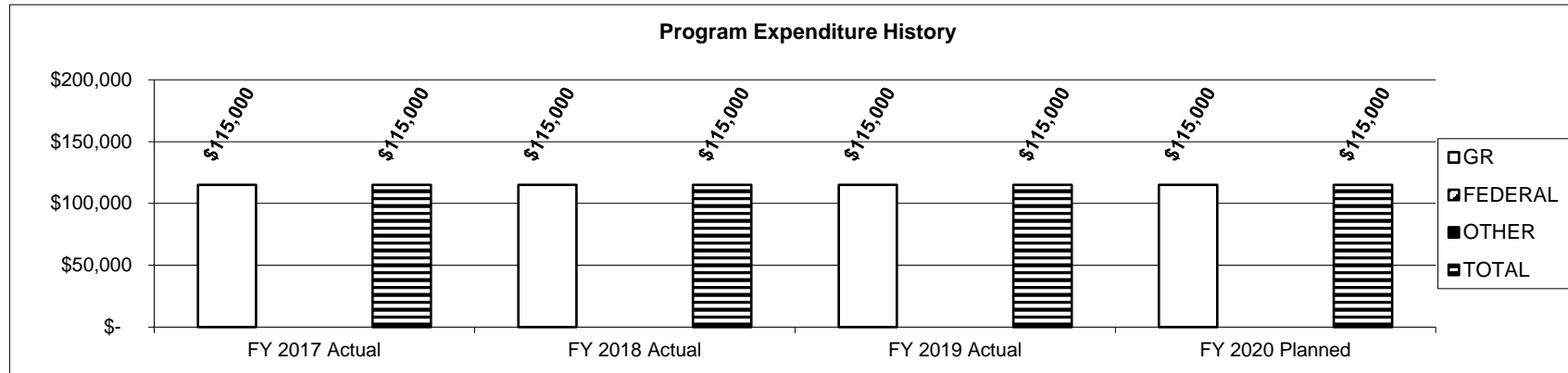
Program is found in the following core budget(s): Midwestern Higher Education Compact

2d. Provide a measure(s) of the program's efficiency.



\*FY 2017-2018 Data will be available after November 2019 when the Annual Report comes out

3. Provide actual expenditures for the prior three fiscal years and planned expenditures for the current fiscal year. (Note: Amounts do not include fringe benefit costs.)



**PROGRAM DESCRIPTION**

**Department of Higher Education and Workforce Development**

**HB Section(s): 3.020**

**Program Name: Midwestern Higher Education Compact**

**Program is found in the following core budget(s): Midwestern Higher Education Compact**

**4. What are the sources of the "Other " funds?**

N/A

**5. What is the authorization for this program, i.e., federal or state statute, etc.? (Include the federal program number, if applicable.)**

Section 173.700, RSMo

**6. Are there federal matching requirements? If yes, please explain.**

No

**7. Is this a federally mandated program? If yes, please explain.**

No

**CORE DECISION ITEM**

<b>Department of Higher Education and Workforce Development</b>	<b>Budget Unit</b>	55625C
<b>Division of Coordination Administration</b>		
<b>Core - Federal Grants and Donations</b>	<b>HB Section</b>	3.025

**1. CORE FINANCIAL SUMMARY**

	FY 2021 Budget Request						FY 2021 Governor's Recommendation				
	GR	Federal	Other	Total	E		GR	Federal	Other	Total	E
PS	0	0	0	0		PS	0	0	0	0	
EE	0	999,000	0	999,000		EE	0	0	0	0	
PSD	0	1,000	0	1,000		PSD	0	0	0	0	
<b>Total</b>	<b>0</b>	<b>1,000,000</b>	<b>0</b>	<b>1,000,000</b>		<b>Total</b>	<b>0</b>	<b>0</b>	<b>0</b>	<b>0</b>	
<b>FTE</b>	<b>0.00</b>	<b>0.00</b>	<b>0.00</b>	<b>0.00</b>		<b>FTE</b>	<b>0.00</b>	<b>0.00</b>	<b>0.00</b>	<b>0.00</b>	
<i>Est. Fringe</i>	0	0	0	0		<i>Est. Fringe</i>	0	0	0	0	
<i>Note: Fringes budgeted in House Bill 5 except for certain fringes budgeted directly to MoDOT, Highway Patrol, and Conservation.</i>						<i>Note: Fringes budgeted in House Bill 5 except for certain fringes budgeted directly to MoDOT, Highway Patrol, and Conservation.</i>					

Other Funds:

Other Funds:

**2. CORE DESCRIPTION**

This core request for a federal funds appropriation of \$1,000,000 is the holding place for new federal grants as they become available to the department.

This appropriation supports the department's research and other public policy initiatives related to: (1) academic program, quality, and effectiveness (increased educational attainment, student success, transfer and articulation, efficiency); (2) linked longitudinal administrative data to support public policy research related to student enrollment and completion patterns, participation in beyond high school education and training programs; (3) integrating state financing policies for higher education (institutional appropriations, tuition and fees, and student financial aid); and (4) the impact of institutional, state, and federal student financial aid on student participation and success in beyond high school education and training programs, and successful participation in the state's labor force, especially for low-income, first-generation, minority and working adult students.

**CORE DECISION ITEM**

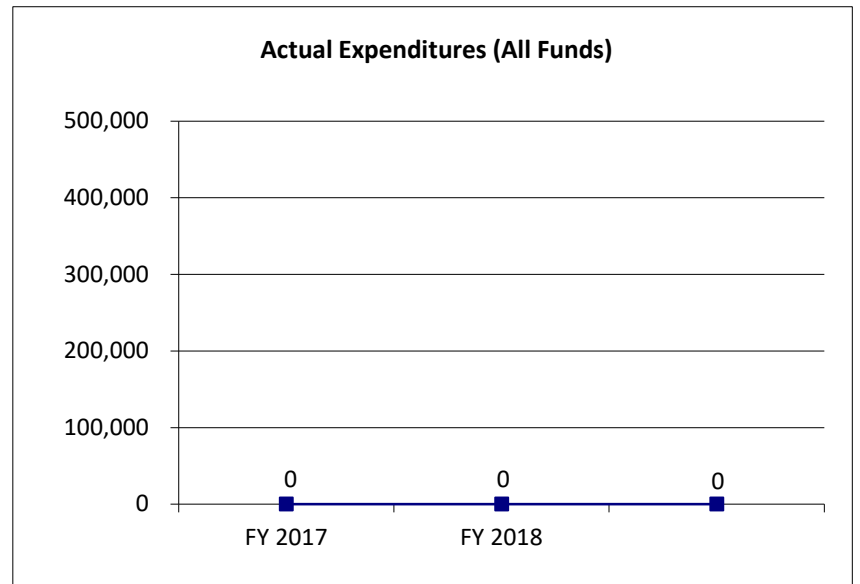
<b>Department of Higher Education and Workforce Development</b>	<b>Budget Unit</b>	<u>55625C</u>
<b>Division of Coordination Administration</b>		
<b>Core - Federal Grants and Donations</b>	<b>HB Section</b>	<u>3.025</u>

**3. PROGRAM LISTING (list programs included in this core funding)**

New Federal Grants and Donations

**4. FINANCIAL HISTORY**

	<u>FY 2017</u>	<u>FY 2018</u>	<u>FY 2019</u>	<u>FY 2020</u>
	<u>Actual</u>	<u>Actual</u>	<u>Actual</u>	<u>Current Yr.</u>
Appropriation (All Funds)	1,000,000	1,000,000	1,000,000	1,000,000
Less Reverted (All Funds)	0	0	0	0
Less Restricted (All Funds)	0	0	0	0
Budget Authority (All Funds)	1,000,000	1,000,000	1,000,000	N/A
Actual Expenditures (All Funds)	0	0	0	N/A
Unexpended (All Funds)	1,000,000	1,000,000	1,000,000	N/A
Unexpended, by Fund:				
General Revenue	0	0	0	N/A
Federal	1,000,000	1,000,000	1,000,000	N/A
Other	0	0	0	N/A



Reverted includes the statutory three-percent reserve amount (when applicable).

Restricted includes any Governor's Expenditure Restrictions which remained at the end of the fiscal year (when applicable).

**NOTES:**

**CORE RECONCILIATION DETAIL**

---

**DEPARTMENT OF HIGHER EDUCATION  
FEDERAL GRANTS & DONATIONS**

---

**5. CORE RECONCILIATION DETAIL**

---

	<b>Budget Class</b>	<b>FTE</b>	<b>GR</b>	<b>Federal</b>	<b>Other</b>	<b>Total</b>	<b>Explanation</b>
<b>TAFP AFTER VETOES</b>							
	EE	0.00	0	999,000	0	999,000	
	PD	0.00	0	1,000	0	1,000	
	<b>Total</b>	<b>0.00</b>	<b>0</b>	<b>1,000,000</b>	<b>0</b>	<b>1,000,000</b>	
<b>DEPARTMENT CORE REQUEST</b>							
	EE	0.00	0	999,000	0	999,000	
	PD	0.00	0	1,000	0	1,000	
	<b>Total</b>	<b>0.00</b>	<b>0</b>	<b>1,000,000</b>	<b>0</b>	<b>1,000,000</b>	
<b>GOVERNOR'S RECOMMENDED CORE</b>							
	EE	0.00	0	999,000	0	999,000	
	PD	0.00	0	1,000	0	1,000	
	<b>Total</b>	<b>0.00</b>	<b>0</b>	<b>1,000,000</b>	<b>0</b>	<b>1,000,000</b>	

**DECISION ITEM SUMMARY**

<b>Budget Unit</b>								
<b>Decision Item</b>	<b>FY 2019</b>	<b>FY 2019</b>	<b>FY 2020</b>	<b>FY 2020</b>	<b>FY 2021</b>	<b>FY 2021</b>	<b>*****</b>	<b>*****</b>
<b>Budget Object Summary</b>	<b>ACTUAL</b>	<b>ACTUAL</b>	<b>BUDGET</b>	<b>BUDGET</b>	<b>DEPT REQ</b>	<b>DEPT REQ</b>	<b>SECURED</b>	<b>SECURED</b>
<b>Fund</b>	<b>DOLLAR</b>	<b>FTE</b>	<b>DOLLAR</b>	<b>FTE</b>	<b>DOLLAR</b>	<b>FTE</b>	<b>COLUMN</b>	<b>COLUMN</b>
<b>FEDERAL GRANTS &amp; DONATIONS</b>								
<b>CORE</b>								
EXPENSE & EQUIPMENT								
DEPT HIGHER EDUCATION	0	0.00	999,000	0.00	999,000	0.00	0	0.00
TOTAL - EE	0	0.00	999,000	0.00	999,000	0.00	0	0.00
PROGRAM-SPECIFIC								
DEPT HIGHER EDUCATION	0	0.00	1,000	0.00	1,000	0.00	0	0.00
TOTAL - PD	0	0.00	1,000	0.00	1,000	0.00	0	0.00
<b>TOTAL</b>	<b>0</b>	<b>0.00</b>	<b>1,000,000</b>	<b>0.00</b>	<b>1,000,000</b>	<b>0.00</b>	<b>0</b>	<b>0.00</b>
<b>GRAND TOTAL</b>	<b>\$0</b>	<b>0.00</b>	<b>\$1,000,000</b>	<b>0.00</b>	<b>\$1,000,000</b>	<b>0.00</b>	<b>\$0</b>	<b>0.00</b>

**DECISION ITEM DETAIL**

Budget Unit	FY 2019	FY 2019	FY 2020	FY 2020	FY 2021	FY 2021	*****	*****
Decision Item	ACTUAL	ACTUAL	BUDGET	BUDGET	DEPT REQ	DEPT REQ	SECURED	SECURED
Budget Object Class	DOLLAR	FTE	DOLLAR	FTE	DOLLAR	FTE	COLUMN	COLUMN
<b>FEDERAL GRANTS &amp; DONATIONS</b>								
<b>CORE</b>								
TRAVEL, IN-STATE	0	0.00	1,000	0.00	1,000	0.00	0	0.00
TRAVEL, OUT-OF-STATE	0	0.00	1,000	0.00	1,000	0.00	0	0.00
FUEL & UTILITIES	0	0.00	1,000	0.00	1,000	0.00	0	0.00
SUPPLIES	0	0.00	1,000	0.00	1,000	0.00	0	0.00
PROFESSIONAL DEVELOPMENT	0	0.00	1,000	0.00	1,000	0.00	0	0.00
COMMUNICATION SERV & SUPP	0	0.00	1,000	0.00	1,000	0.00	0	0.00
PROFESSIONAL SERVICES	0	0.00	988,995	0.00	988,995	0.00	0	0.00
HOUSEKEEPING & JANITORIAL SERV	0	0.00	1,000	0.00	1,000	0.00	0	0.00
M&R SERVICES	0	0.00	1,000	0.00	1,000	0.00	0	0.00
MOTORIZED EQUIPMENT	0	0.00	1	0.00	1	0.00	0	0.00
OFFICE EQUIPMENT	0	0.00	1	0.00	1	0.00	0	0.00
OTHER EQUIPMENT	0	0.00	1	0.00	1	0.00	0	0.00
PROPERTY & IMPROVEMENTS	0	0.00	1	0.00	1	0.00	0	0.00
BUILDING LEASE PAYMENTS	0	0.00	1,000	0.00	1,000	0.00	0	0.00
EQUIPMENT RENTALS & LEASES	0	0.00	1	0.00	1	0.00	0	0.00
MISCELLANEOUS EXPENSES	0	0.00	1,000	0.00	1,000	0.00	0	0.00
<b>TOTAL - EE</b>	<b>0</b>	<b>0.00</b>	<b>999,000</b>	<b>0.00</b>	<b>999,000</b>	<b>0.00</b>	<b>0</b>	<b>0.00</b>
PROGRAM DISTRIBUTIONS	0	0.00	1,000	0.00	1,000	0.00	0	0.00
<b>TOTAL - PD</b>	<b>0</b>	<b>0.00</b>	<b>1,000</b>	<b>0.00</b>	<b>1,000</b>	<b>0.00</b>	<b>0</b>	<b>0.00</b>
<b>GRAND TOTAL</b>	<b>\$0</b>	<b>0.00</b>	<b>\$1,000,000</b>	<b>0.00</b>	<b>\$1,000,000</b>	<b>0.00</b>	<b>\$0</b>	<b>0.00</b>
<b>GENERAL REVENUE</b>	<b>\$0</b>	<b>0.00</b>	<b>\$0</b>	<b>0.00</b>	<b>\$0</b>	<b>0.00</b>		<b>0.00</b>
<b>FEDERAL FUNDS</b>	<b>\$0</b>	<b>0.00</b>	<b>\$1,000,000</b>	<b>0.00</b>	<b>\$1,000,000</b>	<b>0.00</b>		<b>0.00</b>
<b>OTHER FUNDS</b>	<b>\$0</b>	<b>0.00</b>	<b>\$0</b>	<b>0.00</b>	<b>\$0</b>	<b>0.00</b>		<b>0.00</b>

**PROGRAM DESCRIPTION**

**Department of Higher Education and Workforce Development**

**HB Section(s): 3.025**

**Program Name: New Federal Grants and Donation**

**Program is found in the following core budget(s): New Federal Grants and Donations**

**1a. What strategic priority does this program address?**

Coordination

**1b. What does this program do?**

This program provides a holding place for new federal grants as they become available to the department.

This appropriation supports the department's research and other public policy initiatives related to: (1) academic program, quality, and effectiveness (increased educational attainment, student success, transfer and articulation, efficiency); (2) linked longitudinal administrative data to support public policy research related to student enrollment and completion patterns, participation in beyond high school education and training programs; (3) integrating state financing policies for higher education (institutional appropriations, tuition and fees, and student financial aid); and (4) the impact of institutional, state, and federal student financial aid on student participation and success in beyond high school education and training programs, and successful participation in the state's labor force, especially for low-income, first-generation, minority and working adult students.

**2a. Provide an activity measure(s) for the program.**

N/A (This would be established in accordance with the grant received)

**2b. Provide a measure(s) of the program's quality.**

N/A (This would be established in accordance with the grant received)

**2c. Provide a measure(s) of the program's impact.**

N/A (This would be established in accordance with the grant received)



**PROGRAM DESCRIPTION**

Department of Higher Education and Workforce Development

HB Section(s): 3.025


Program Name: New Federal Grants and Donation

Program is found in the following core budget(s): New Federal Grants and Donations

**2d. Provide a measure(s) of the program's efficiency.**

N/A (This would be established in accordance with the grant received)

**3. Provide actual expenditures for the prior three fiscal years and planned expenditures for the current fiscal year. (Note: Amounts do not include fringe benefit costs.)**



**4. What are the sources of the "Other " funds?**

N/A (This would be established in accordance with the grant received)

**5. What is the authorization for this program, i.e., federal or state statute, etc.? (Include the federal program number, if applicable.)**

Chapter 172, 173, 174, and 178, RSMo

**6. Are there federal matching requirements? If yes, please explain.**

No

**7. Is this a federally mandated program? If yes, please explain.**

No

**CORE DECISION ITEM**

<b>Department of Higher Education and Workforce Development</b>	<b>Budget Unit</b>	55630C
<b>Division of Coordination Administration</b>		
<b>Core - Other Grants/Donations</b>	<b>HB Section</b>	3.030

**1. CORE FINANCIAL SUMMARY**

	FY 2021 Budget Request						FY 2021 Governor's Recommendation				
	GR	Federal	Other	Total	E		GR	Federal	Other	Total	E
PS	0	0	0	0		PS	0	0	0	0	
EE	0	0	0	0		EE	0	0	0	0	
PSD	0	0	1,000,000	1,000,000		PSD	0	0	0	0	
TRF	0	0	0	0		TRF	0	0	0	0	
<b>Total</b>	<b>0</b>	<b>0</b>	<b>1,000,000</b>	<b>1,000,000</b>		<b>Total</b>	<b>0</b>	<b>0</b>	<b>0</b>	<b>0</b>	
FTE	0.00	0.00	0.00	0.00		FTE	0.00	0.00	0.00	0.00	

<i>Est. Fringe</i>	0	0	0	0
--------------------	---	---	---	---

*Note: Fringes budgeted in House Bill 5 except for certain fringes budgeted directly to MoDOT, Highway Patrol, and Conservation.*

<i>Est. Fringe</i>	0	0	0	0
--------------------	---	---	---	---

*Note: Fringes budgeted in House Bill 5 except for certain fringes budgeted directly to MoDOT, Highway Patrol, and Conservation.*

Other Funds: Institution Gift Trust Fund (0925)

Other Funds:

**2. CORE DESCRIPTION**

This appropriation provides MDHEWD with spending authority for receiving and expending donations and non-federal funds, provided that the General Assembly shall be notified of the source of any new funds and the purpose for which they shall be expended, in writing, prior to the expenditure of said funds and further provided that no funds shall be used to implement or support the Common Core Standards. In FY19, a small grant was received from the Lumina Foundation to help the organization develop a new department vision through employee engagement efforts. A new vision was needed because of department restructuring.

**CORE DECISION ITEM**

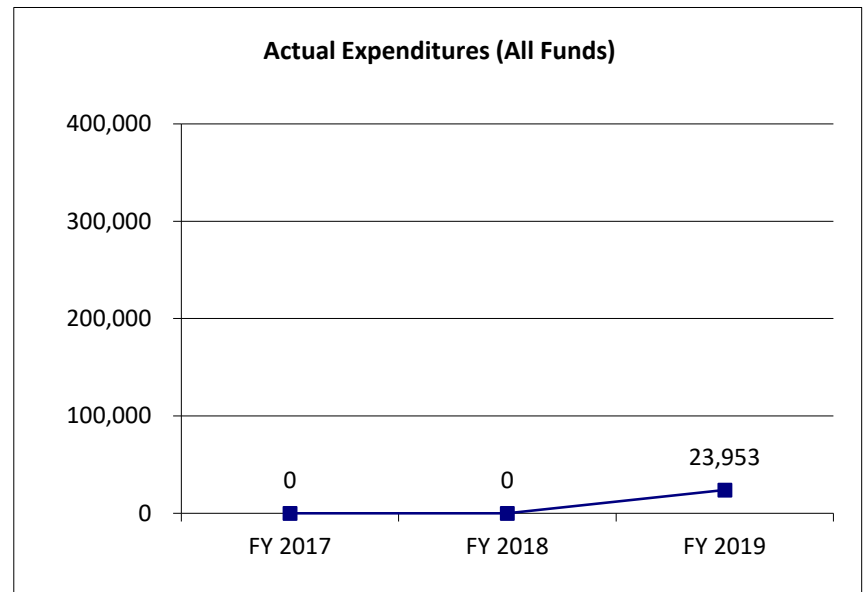
<b>Department of Higher Education and Workforce Development</b>	<b>Budget Unit</b>	<u>55630C</u>
<b>Division of Coordination Administration</b>		
<b>Core - Other Grants/Donations</b>	<b>HB Section</b>	<u>3.030</u>

**3. PROGRAM LISTING (list programs included in this core funding)**

Other Grants and Donations

**4. FINANCIAL HISTORY**

	<b>FY 2017</b>	<b>FY 2018</b>	<b>FY 2019</b>	<b>FY 2020</b>
	<b>Actual</b>	<b>Actual</b>	<b>Actual</b>	<b>Current Yr.</b>
Appropriation (All Funds)	0	0	1,000,000	1,000,000
Less Reverted (All Funds)	0	0	0	0
Less Restricted (All Funds)	0	0	0	0
Budget Authority (All Funds)	0	0	1,000,000	N/A
Actual Expenditures (All Funds)	0	0	23,953	N/A
Unexpended (All Funds)	0	0	976,047	N/A
Unexpended, by Fund:				
General Revenue	0	0	0	N/A
Federal	0	0	0	N/A
Other	0	0	976,047	N/A



Reverted includes the statutory three-percent reserve amount (when applicable).

Restricted includes any Governor's Expenditure Restrictions which remained at the end of the fiscal year (when applicable).

**NOTES:**

**CORE RECONCILIATION DETAIL**

---

**DEPARTMENT OF HIGHER EDUCATION  
OTHER GRANTS & DONATIONS**

---

**5. CORE RECONCILIATION DETAIL**

---

	<b>Budget Class</b>	<b>FTE</b>	<b>GR</b>	<b>Federal</b>	<b>Other</b>	<b>Total</b>	<b>Explanation</b>
<b>TAFP AFTER VETOES</b>							
	PD	0.00	0	0	1,000,000	1,000,000	
	<b>Total</b>	<b>0.00</b>	<b>0</b>	<b>0</b>	<b>1,000,000</b>	<b>1,000,000</b>	
<b>DEPARTMENT CORE REQUEST</b>							
	PD	0.00	0	0	1,000,000	1,000,000	
	<b>Total</b>	<b>0.00</b>	<b>0</b>	<b>0</b>	<b>1,000,000</b>	<b>1,000,000</b>	
<b>GOVERNOR'S RECOMMENDED CORE</b>							
	PD	0.00	0	0	1,000,000	1,000,000	
	<b>Total</b>	<b>0.00</b>	<b>0</b>	<b>0</b>	<b>1,000,000</b>	<b>1,000,000</b>	

**DECISION ITEM SUMMARY**

Budget Unit									
Decision Item	FY 2019	FY 2019	FY 2020	FY 2020	FY 2021	FY 2021	*****	*****	
Budget Object Summary	ACTUAL	ACTUAL	BUDGET	BUDGET	DEPT REQ	DEPT REQ	SECURED	SECURED	
Fund	DOLLAR	FTE	DOLLAR	FTE	DOLLAR	FTE	COLUMN	COLUMN	
<b>OTHER GRANTS &amp; DONATIONS</b>									
<b>CORE</b>									
EXPENSE & EQUIPMENT									
INSTITUTION GIFT TRUST	23,953	0.00	0	0.00	0	0.00	0	0.00	
TOTAL - EE	23,953	0.00	0	0.00	0	0.00	0	0.00	
PROGRAM-SPECIFIC									
INSTITUTION GIFT TRUST	0	0.00	1,000,000	0.00	1,000,000	0.00	0	0.00	
TOTAL - PD	0	0.00	1,000,000	0.00	1,000,000	0.00	0	0.00	
<b>TOTAL</b>	<b>23,953</b>	<b>0.00</b>	<b>1,000,000</b>	<b>0.00</b>	<b>1,000,000</b>	<b>0.00</b>	<b>0</b>	<b>0.00</b>	
<b>GRAND TOTAL</b>	<b>\$23,953</b>	<b>0.00</b>	<b>\$1,000,000</b>	<b>0.00</b>	<b>\$1,000,000</b>	<b>0.00</b>	<b>\$0</b>	<b>0.00</b>	

**DECISION ITEM DETAIL**

Budget Unit	FY 2019	FY 2019	FY 2020	FY 2020	FY 2021	FY 2021	*****	*****
Decision Item	ACTUAL	ACTUAL	BUDGET	BUDGET	DEPT REQ	DEPT REQ	SECURED	SECURED
Budget Object Class	DOLLAR	FTE	DOLLAR	FTE	DOLLAR	FTE	COLUMN	COLUMN
<b>OTHER GRANTS &amp; DONATIONS</b>								
<b>CORE</b>								
PROFESSIONAL SERVICES	23,953	0.00	0	0.00	0	0.00	0	0.00
<b>TOTAL - EE</b>	<b>23,953</b>	<b>0.00</b>	<b>0</b>	<b>0.00</b>	<b>0</b>	<b>0.00</b>	<b>0</b>	<b>0.00</b>
PROGRAM DISTRIBUTIONS	0	0.00	1,000,000	0.00	1,000,000	0.00	0	0.00
<b>TOTAL - PD</b>	<b>0</b>	<b>0.00</b>	<b>1,000,000</b>	<b>0.00</b>	<b>1,000,000</b>	<b>0.00</b>	<b>0</b>	<b>0.00</b>
<b>GRAND TOTAL</b>	<b>\$23,953</b>	<b>0.00</b>	<b>\$1,000,000</b>	<b>0.00</b>	<b>\$1,000,000</b>	<b>0.00</b>	<b>\$0</b>	<b>0.00</b>
<b>GENERAL REVENUE</b>	<b>\$0</b>	<b>0.00</b>	<b>\$0</b>	<b>0.00</b>	<b>\$0</b>	<b>0.00</b>		<b>0.00</b>
<b>FEDERAL FUNDS</b>	<b>\$0</b>	<b>0.00</b>	<b>\$0</b>	<b>0.00</b>	<b>\$0</b>	<b>0.00</b>		<b>0.00</b>
<b>OTHER FUNDS</b>	<b>\$23,953</b>	<b>0.00</b>	<b>\$1,000,000</b>	<b>0.00</b>	<b>\$1,000,000</b>	<b>0.00</b>		<b>0.00</b>

**PROGRAM DESCRIPTION**

**Department of Higher Education and Workforce Development**

**HB Section(s): 3.030**

**Program Name: Other Grants and Donations**

**Program is found in the following core budget(s): Other Grants and Donations**

**1a. What strategic priority does this program address?**

Coordination

**1b. What does this program do?**

This is a placeholder for grants for which the department might apply during the fiscal year. The precise focus of the program is dependent on the grantor's RFP. The department would only apply for grants that further its ability to meet its statutory obligations and improve higher education in Missouri. In FY19, a small grant was received from the Lumina Foundation to help the organization develop a new department vision through employee engagement efforts. A new vision was needed because of department restructuring.

**2a. Provide an activity measure(s) for the program.**

N/A (This would be established in accordance with the grant received)

**2b. Provide a measure(s) of the program's quality.**

N/A (This would be established in accordance with the grant received)

**2c. Provide a measure(s) of the program's impact.**

N/A (This would be established in accordance with the grant received)

**PROGRAM DESCRIPTION**

Department of Higher Education and Workforce Development

HB Section(s): 3.030


Program Name: Other Grants and Donations

Program is found in the following core budget(s): Other Grants and Donations

2d. Provide a measure(s) of the program's efficiency.

N/A (This would be established in accordance with the grant received)

3. Provide actual expenditures for the prior three fiscal years and planned expenditures for the current fiscal year. (Note: Amounts do not include fringe benefit costs.)



4. What are the sources of the "Other " funds?

Institution Gift Trust Fund (0925)

5. What is the authorization for this program, i.e., federal or state statute, etc.? (Include the federal program number, if applicable.)

n/a

6. Are there federal matching requirements? If yes, please explain.

n/a

7. Is this a federally mandated program? If yes, please explain.

n/a



**CORE DECISION ITEM**

<b>Department of Higher Education and Workforce Development</b>	<b>Budget Unit</b> <u>55551C</u>
<b>Division of Higher Education Administration</b>	
<b>Core - Legal Expense Fund Transfer</b>	<b>HB Section</b> <u>3.130</u>

**1. CORE FINANCIAL SUMMARY**

	FY 2021 Budget Request						FY 2021 Governor's Recommendation				
	GR	Federal	Other	Total	E		GR	Federal	Other	Total	E
<b>PS</b>	0	0	0	0	0	<b>PS</b>	0	0	0	0	
<b>EE</b>	0	0	0	0	0	<b>EE</b>	0	0	0	0	
<b>PSD</b>	0	0	0	0	0	<b>PSD</b>	0	0	0	0	
<b>TRF</b>	1	0	0	1	1	<b>TRF</b>	1	0	0	1	
<b>Total</b>	<u>1</u>	<u>0</u>	<u>0</u>	<u>1</u>	<u>1</u>	<b>Total</b>	<u>1</u>	<u>0</u>	<u>0</u>	<u>1</u>	
<b>FTE</b>	<b>0.00</b>	<b>0.00</b>	<b>0.00</b>	<b>0.00</b>	<b>0.00</b>	<b>FTE</b>	<b>0.00</b>	<b>0.00</b>	<b>0.00</b>	<b>0.00</b>	

<b>Est. Fringe</b>	0	0	0	0
--------------------	---	---	---	---

*Note: Fringes budgeted in House Bill 5 except for certain fringes budgeted directly to MoDOT, Highway Patrol, and Conservation.*

<b>Est. Fringe</b>	0	0	0	0
--------------------	---	---	---	---

*Note: Fringes budgeted in House Bill 5 except for certain fringes budgeted directly to MoDOT, Highway Patrol, and Conservation.*

Other Funds:

Other Funds:

**2. CORE DESCRIPTION**

In FY 2019, the General Assembly appropriated \$1 for transfer from the department's core budget to the State Legal Expense Fund for the payment of claims, premiums, and expenses provided by Section 105.711 through Section 105.726, RSMo. In order to fund such expenses, the General Assembly also authorized three percent flexibility from the department's operating budget into the \$1 transfer appropriation.

**CORE DECISION ITEM**

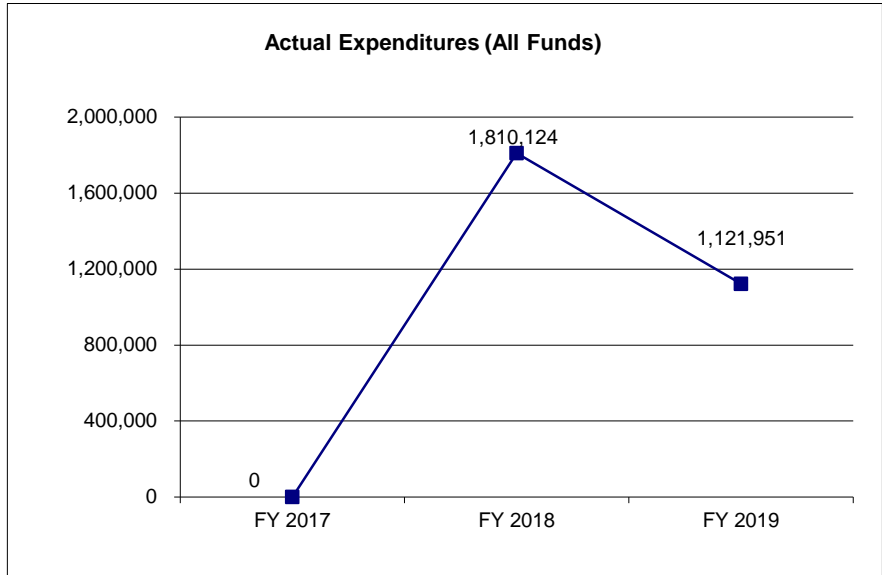
<b>Department of Higher Education and Workforce Development</b>	<b>Budget Unit</b> <u>55551C</u>
<b>Division of Higher Education Administration</b>	
<b>Core - Legal Expense Fund Transfer</b>	<b>HB Section</b> <u>3.130</u>

**3. PROGRAM LISTING (list programs included in this core funding)**

N/A

**4. FINANCIAL HISTORY**

	<b>FY 2017 Actual</b>	<b>FY 2018 Actual</b>	<b>FY 2019 Actual</b>	<b>FY 2020 Current Yr.</b>
Appropriation (All Funds)	0	1	1	1
Less Reverted (All Funds)	0	0	0	0
Less Restricted (All Funds)*	0	0	0	0
Budget Authority (All Funds)	0	1	1	1
Actual Expenditures (All Funds)	0	1,810,124	1,121,951	N/A
Unexpended (All Funds)	0	(1,810,123)	(1,121,950)	0
Unexpended, by Fund:				
General Revenue	0	0	0	N/A
Federal	0	0	0	N/A
Other	0	0	0	N/A



Reverted includes the statutory three-percent reserve amount (when applicable).

Restricted includes any Governor's Expenditure Restrictions which remained at the end of the fiscal year (when applicable).

**NOTES:**

**CORE RECONCILIATION DETAIL**

---

**DEPARTMENT OF HIGHER EDUCATION  
DHE LEGAL EXPENSE FUND TRF**

---

**5. CORE RECONCILIATION DETAIL**

---

	<b>Budget Class</b>	<b>FTE</b>	<b>GR</b>	<b>Federal</b>	<b>Other</b>	<b>Total</b>	<b>Explanation</b>
<b>TAFP AFTER VETOES</b>	TRF	0.00	1	0	0	1	
	<b>Total</b>	<b>0.00</b>	<b>1</b>	<b>0</b>	<b>0</b>	<b>1</b>	
<b>DEPARTMENT CORE REQUEST</b>	TRF	0.00	1	0	0	1	
	<b>Total</b>	<b>0.00</b>	<b>1</b>	<b>0</b>	<b>0</b>	<b>1</b>	
<b>GOVERNOR'S RECOMMENDED CORE</b>	TRF	0.00	1	0	0	1	
	<b>Total</b>	<b>0.00</b>	<b>1</b>	<b>0</b>	<b>0</b>	<b>1</b>	

**DECISION ITEM SUMMARY**

Budget Unit									
Decision Item	FY 2019	FY 2019	FY 2020	FY 2020	FY 2021	FY 2021	*****	*****	
Budget Object Summary	ACTUAL	ACTUAL	BUDGET	BUDGET	DEPT REQ	DEPT REQ	SECURED	SECURED	
Fund	DOLLAR	FTE	DOLLAR	FTE	DOLLAR	FTE	COLUMN	COLUMN	
<b>DHE LEGAL EXPENSE FUND TRF</b>									
<b>CORE</b>									
FUND TRANSFERS									
GENERAL REVENUE	1,121,951	0.00	1	0.00	1	0.00	0	0.00	
TOTAL - TRF	1,121,951	0.00	1	0.00	1	0.00	0	0.00	
<b>TOTAL</b>	<b>1,121,951</b>	<b>0.00</b>	<b>1</b>	<b>0.00</b>	<b>1</b>	<b>0.00</b>	<b>0</b>	<b>0.00</b>	
<b>GRAND TOTAL</b>	<b>\$1,121,951</b>	<b>0.00</b>	<b>\$1</b>	<b>0.00</b>	<b>\$1</b>	<b>0.00</b>	<b>\$0</b>	<b>0.00</b>	

9/27/19 0:05

im\_disummary

**DECISION ITEM DETAIL**

Budget Unit	FY 2019	FY 2019	FY 2020	FY 2020	FY 2021	FY 2021	*****	*****
Decision Item	ACTUAL	ACTUAL	BUDGET	BUDGET	DEPT REQ	DEPT REQ	SECURED	SECURED
Budget Object Class	DOLLAR	FTE	DOLLAR	FTE	DOLLAR	FTE	COLUMN	COLUMN
<b>DHE LEGAL EXPENSE FUND TRF</b>								
<b>CORE</b>								
TRANSFERS OUT	1,121,951	0.00	1	0.00	1	0.00	0	0.00
<b>TOTAL - TRF</b>	<b>1,121,951</b>	<b>0.00</b>	<b>1</b>	<b>0.00</b>	<b>1</b>	<b>0.00</b>	<b>0</b>	<b>0.00</b>
<b>GRAND TOTAL</b>	<b>\$1,121,951</b>	<b>0.00</b>	<b>\$1</b>	<b>0.00</b>	<b>\$1</b>	<b>0.00</b>	<b>\$0</b>	<b>0.00</b>
GENERAL REVENUE	\$1,121,951	0.00	\$1	0.00	\$1	0.00		0.00
FEDERAL FUNDS	\$0	0.00	\$0	0.00	\$0	0.00		0.00
OTHER FUNDS	\$0	0.00	\$0	0.00	\$0	0.00		0.00

Missouri Department of Higher Education  
Student Financial Assistance Program(s)  
Payment Table 2018 - 2019  
As of July 31, 2019

	A+ Scholarship Program		Access Missouri Financial Assistance Program		Bright Flight Scholarship Program		Marguerite Ross Barnett Memorial Scholarship Program		Total	
	Students	Dollars	Students	Dollars	Students	Dollars	Students	Dollars	Students <sup>1</sup>	Dollars
<b>1862 Land-Grant Universities</b>										
Missouri University of Science and Technology	0	\$0.00	1,723	\$2,918,482.00	1,341	\$3,664,500.00	1	\$1,708.80	2,691	\$6,584,690.80
University of Missouri - Columbia	0	\$0.00	4,195	\$7,423,302.00	2,035	\$5,811,445.00	4	\$13,670.40	5,763	\$13,248,417.40
University of Missouri - Kansas City	0	\$0.00	1,565	\$2,757,355.00	408	\$1,176,000.00	2	\$5,054.04	1,890	\$3,938,409.04
University of Missouri - Saint Louis	0	\$0.00	1,796	\$3,010,968.00	112	\$304,500.00	26	\$74,332.80	1,900	\$3,389,800.80
<b>Sector Subtotal:</b>	<b>0</b>	<b>\$0.00</b>	<b>9,279</b>	<b>\$16,110,107.00</b>	<b>3,896</b>	<b>\$10,956,445.00</b>	<b>33</b>	<b>\$94,766.04</b>	<b>12,244</b>	<b>\$27,161,318.04</b>
<b>1890 Land-Grant University</b>										
Lincoln University	0	\$0.00	399	\$711,120.00	6	\$15,000.00	0	\$0.00	404	\$726,120.00
<b>Sector Subtotal:</b>	<b>0</b>	<b>\$0.00</b>	<b>399</b>	<b>\$711,120.00</b>	<b>6</b>	<b>\$15,000.00</b>	<b>0</b>	<b>\$0.00</b>	<b>404</b>	<b>\$726,120.00</b>
<b>Comprehensive Universities</b>										
Missouri State University	0	\$0.00	4,861	\$8,248,158.00	564	\$1,596,000.00	8	\$28,812.03	5,257	\$9,872,970.03
Missouri State University - West Plains	241	\$732,364.79	232	\$161,297.99	3	\$6,000.00	0	\$0.00	458	\$899,662.78
Northwest Missouri State University	0	\$0.00	1,358	\$2,422,667.00	80	\$232,500.00	0	\$0.00	1,402	\$2,655,167.00
Southeast Missouri State University	0	\$0.00	2,185	\$3,745,415.50	135	\$391,500.00	1	\$2,225.25	2,277	\$4,139,140.75

Missouri Department of Higher Education  
Student Financial Assistance Program(s)  
Payment Table 2018 - 2019  
As of July 31, 2019

	A+ Scholarship Program		Access Missouri Financial Assistance Program		Bright Flight Scholarship Program		Marguerite Ross Barnett Memorial Scholarship Program		Total	
	Students	Dollars	Students	Dollars	Students	Dollars	Students	Dollars	Students <sup>1</sup>	Dollars
University of Central Missouri	0	\$0.00	1,680	\$2,814,158.50	122	\$337,500.00	2	\$7,054.50	1,771	\$3,158,713.00
<b>Sector Subtotal:</b>	<b>241</b>	<b>\$732,364.79</b>	<b>10,316</b>	<b>\$17,391,696.99</b>	<b>904</b>	<b>\$2,563,500.00</b>	<b>11</b>	<b>\$38,091.78</b>	<b>11,165</b>	<b>\$20,725,653.56</b>
<b>Independent Institution for Art &amp; Music</b>										
Kansas City Art Institute	0	\$0.00	136	\$249,105.00	14	\$42,000.00	0	\$0.00	144	\$291,105.00
<b>Sector Subtotal:</b>	<b>0</b>	<b>\$0.00</b>	<b>136</b>	<b>\$249,105.00</b>	<b>14</b>	<b>\$42,000.00</b>	<b>0</b>	<b>\$0.00</b>	<b>144</b>	<b>\$291,105.00</b>
<b>Independent Two-Year Colleges</b>										
Cottey College	0	\$0.00	40	\$75,645.00	1	\$3,000.00	0	\$0.00	40	\$78,645.00
Wentworth Military Academy and College	0	\$0.00	0	\$0.00	0	\$0.00	0	\$0.00	0	\$0.00
<b>Sector Subtotal:</b>	<b>0</b>	<b>\$0.00</b>	<b>40</b>	<b>\$75,645.00</b>	<b>1</b>	<b>\$3,000.00</b>	<b>0</b>	<b>\$0.00</b>	<b>40</b>	<b>\$78,645.00</b>
<b>Independent Universities</b>										
Saint Louis University	0	\$0.00	723	\$1,312,122.00	486	\$1,420,500.00	0	\$0.00	1,097	\$2,732,622.00

Missouri Department of Higher Education  
Student Financial Assistance Program(s)  
Payment Table 2018 - 2019  
As of July 31, 2019

	A+ Scholarship Program		Access Missouri Financial Assistance Program		Bright Flight Scholarship Program		Marguerite Ross Barnett Memorial Scholarship Program		Total	
	Students	Dollars	Students	Dollars	Students	Dollars	Students	Dollars	Students <sup>1</sup>	Dollars
Washington University in St. Louis	0	\$0.00	222	\$420,495.00	468	\$1,369,500.00	21	\$46,137.60	596	\$1,836,132.60
<b>Sector Subtotal:</b>	<b>0</b>	<b>\$0.00</b>	<b>945</b>	<b>\$1,732,617.00</b>	<b>954</b>	<b>\$2,790,000.00</b>	<b>21</b>	<b>\$46,137.60</b>	<b>1,693</b>	<b>\$4,568,754.60</b>
<b>Other Independent Four-Year Institutions</b>										
Avila University	0	\$0.00	281	\$491,665.00	5	\$9,000.00	0	\$0.00	284	\$500,665.00
Central Methodist University	0	\$0.00	957	\$1,589,992.00	19	\$57,000.00	4	\$13,376.40	970	\$1,660,368.40
College of the Ozarks	0	\$0.00	675	\$1,138,235.00	38	\$109,500.00	0	\$0.00	705	\$1,247,735.00
Columbia College	0	\$0.00	951	\$1,460,885.00	23	\$66,000.00	0	\$0.00	963	\$1,526,885.00
Culver-Stockton College	0	\$0.00	240	\$420,916.00	5	\$15,000.00	0	\$0.00	243	\$435,916.00
Drury University	0	\$0.00	790	\$1,372,965.00	112	\$327,000.00	0	\$0.00	867	\$1,699,965.00
Fontbonne University	0	\$0.00	259	\$463,515.00	10	\$27,000.00	0	\$0.00	266	\$490,515.00
Hannibal-LaGrange University	0	\$0.00	178	\$309,290.00	2	\$4,500.00	0	\$0.00	180	\$313,790.00
Lindenwood University	0	\$0.00	1,117	\$1,861,549.00	61	\$171,000.00	0	\$0.00	1,163	\$2,032,549.00
Maryville University of Saint Louis	0	\$0.00	549	\$1,005,720.00	65	\$187,500.00	14	\$27,340.80	614	\$1,220,560.80



Missouri Department of Higher Education  
Student Financial Assistance Program(s)  
Payment Table 2018 - 2019  
As of July 31, 2019

	A+ Scholarship Program		Access Missouri Financial Assistance Program		Bright Flight Scholarship Program		Marguerite Ross Barnett Memorial Scholarship Program		Total	
	Students	Dollars	Students	Dollars	Students	Dollars	Students	Dollars	Students <sup>1</sup>	Dollars
Missouri Baptist University	0	\$0.00	411	\$718,925.00	18	\$51,000.00	1	\$1,708.80	421	\$771,633.80
Missouri Valley College	0	\$0.00	246	\$438,690.00	3	\$9,000.00	0	\$0.00	247	\$447,690.00
Park University	0	\$0.00	471	\$805,775.00	24	\$70,500.00	0	\$0.00	488	\$876,275.00
Rockhurst University	0	\$0.00	271	\$488,095.00	91	\$264,000.00	0	\$0.00	350	\$752,095.00
Southwest Baptist University	0	\$0.00	639	\$1,112,110.00	58	\$162,000.00	0	\$0.00	675	\$1,274,110.00
Stephens College	0	\$0.00	163	\$283,565.00	6	\$14,300.00	0	\$0.00	164	\$297,865.00
Webster University	0	\$0.00	618	\$1,102,745.00	72	\$207,000.00	6	\$14,524.80	668	\$1,324,269.80
Westminster College	0	\$0.00	233	\$412,690.00	23	\$67,500.00	0	\$0.00	242	\$480,190.00
William Jewell College	0	\$0.00	163	\$291,042.50	59	\$173,719.00	0	\$0.00	213	\$464,761.50
William Woods University	0	\$0.00	136	\$237,295.00	25	\$72,000.00	0	\$0.00	152	\$309,295.00
<b>Sector Subtotal:</b>	<b>0</b>	<b>\$0.00</b>	<b>9,348</b>	<b>\$16,005,664.50</b>	<b>719</b>	<b>\$2,064,519.00</b>	<b>25</b>	<b>\$56,950.80</b>	<b>9,875</b>	<b>\$18,127,134.30</b>
<b>Professional/Technical Institutions</b>										
Arcadia Valley Career Technology Center	0	\$0.00	0	\$0.00	0	\$0.00	0	\$0.00	0	\$0.00
Bolivar Technical College	0	\$0.00	59	\$77,355.00	0	\$0.00	15	\$31,734.00	66	\$109,089.00
Boonslick Technical Education Center	0	\$0.00	0	\$0.00	0	\$0.00	0	\$0.00	0	\$0.00

Missouri Department of Higher Education  
Student Financial Assistance Program(s)  
Payment Table 2018 - 2019  
As of July 31, 2019

	A+ Scholarship Program		Access Missouri Financial Assistance Program		Bright Flight Scholarship Program		Marguerite Ross Barnett Memorial Scholarship Program		Total	
	Students	Dollars	Students	Dollars	Students	Dollars	Students	Dollars	Students <sup>1</sup>	Dollars
Brookfield Area Career Center	0	\$0.00	0	\$0.00	0	\$0.00	0	\$0.00	0	\$0.00
Cape Girardeau Career & Tech Center	19	\$42,032.00	30	\$23,260.00	0	\$0.00	2	\$4,099.86	49	\$69,391.86
Career & Technology Center at Fort Osage	0	\$0.00	0	\$0.00	0	\$0.00	0	\$0.00	0	\$0.00
Carrollton Area Career Center	0	\$0.00	0	\$0.00	0	\$0.00	0	\$0.00	0	\$0.00
Carthage Technical Center	1	\$2,160.10	34	\$15,690.00	0	\$0.00	0	\$0.00	34	\$17,850.10
Cass Career Center	1	\$6,252.00	7	\$5,530.00	0	\$0.00	0	\$0.00	8	\$11,782.00
Cleveland Chiropractic College	0	\$0.00	0	\$0.00	0	\$0.00	0	\$0.00	0	\$0.00
Clinton Technical School	5	\$25,926.00	7	\$2,650.00	0	\$0.00	0	\$0.00	11	\$28,576.00
Columbia Area Career Center	7	\$24,733.99	3	\$2,350.00	0	\$0.00	0	\$0.00	10	\$27,083.99
Cox College	0	\$0.00	117	\$167,300.00	0	\$0.00	0	\$0.00	117	\$167,300.00
Current River Career Center	0	\$0.00	0	\$0.00	0	\$0.00	0	\$0.00	0	\$0.00
Dallas County Career Center	0	\$0.00	0	\$0.00	0	\$0.00	0	\$0.00	0	\$0.00
Davis H. Hart Career Center	1	\$7,650.00	0	\$0.00	0	\$0.00	0	\$0.00	1	\$7,650.00
Eldon Career Center	0	\$0.00	0	\$0.00	0	\$0.00	0	\$0.00	0	\$0.00
Excelsior Springs Career Center	0	\$0.00	0	\$0.00	0	\$0.00	0	\$0.00	0	\$0.00
Four Rivers Career Center	5	\$29,742.64	5	\$3,920.00	0	\$0.00	0	\$0.00	9	\$33,662.64

Missouri Department of Higher Education  
Student Financial Assistance Program(s)  
Payment Table 2018 - 2019  
As of July 31, 2019

	A+ Scholarship Program		Access Missouri Financial Assistance Program		Bright Flight Scholarship Program		Marguerite Ross Barnett Memorial Scholarship Program		Total	
	Students	Dollars	Students	Dollars	Students	Dollars	Students	Dollars	Students <sup>1</sup>	Dollars
Franklin Technology Center	5	\$20,916.20	16	\$13,460.00	0	\$0.00	0	\$0.00	21	\$34,376.20
Gibson Technical Center	0	\$0.00	0	\$0.00	0	\$0.00	0	\$0.00	0	\$0.00
Goldfarb School of Nursing at Barnes Jewish College	0	\$0.00	98	\$153,040.00	2	\$6,000.00	0	\$0.00	100	\$159,040.00
Grand River Technical School	21	\$63,161.22	19	\$12,914.48	0	\$0.00	0	\$0.00	38	\$76,075.70
Hannibal Career and Technical Center	0	\$0.00	0	\$0.00	0	\$0.00	0	\$0.00	0	\$0.00
Herndon Career Center	0	\$0.00	0	\$0.00	0	\$0.00	0	\$0.00	0	\$0.00
Hillyard Technical Center	23	\$101,268.60	18	\$15,340.00	0	\$0.00	0	\$0.00	41	\$116,608.60
Kennett Career & Technology Center	0	\$0.00	0	\$0.00	0	\$0.00	0	\$0.00	0	\$0.00
Kirksville Area Technical Center	6	\$38,242.00	12	\$10,340.00	0	\$0.00	0	\$0.00	17	\$48,582.00
Lake Career & Technical Center	0	\$0.00	0	\$0.00	0	\$0.00	0	\$0.00	0	\$0.00
Lamar Area Voc. Tech School	0	\$0.00	0	\$0.00	0	\$0.00	0	\$0.00	0	\$0.00
Lebanon Technology & Career Center	0	\$0.00	0	\$0.00	0	\$0.00	0	\$0.00	0	\$0.00
Lewis & Clark Career Center	0	\$0.00	0	\$0.00	0	\$0.00	0	\$0.00	0	\$0.00
Lex La-Ray Technical Center	11	\$79,015.40	9	\$6,430.00	0	\$0.00	0	\$0.00	20	\$85,445.40
Logan University	0	\$0.00	13	\$19,960.00	1	\$3,000.00	0	\$0.00	14	\$22,960.00
Macon Area Vocational School	0	\$0.00	0	\$0.00	0	\$0.00	0	\$0.00	0	\$0.00

Missouri Department of Higher Education  
Student Financial Assistance Program(s)  
Payment Table 2018 - 2019  
As of July 31, 2019

	A+ Scholarship Program		Access Missouri Financial Assistance Program		Bright Flight Scholarship Program		Marguerite Ross Barnett Memorial Scholarship Program		Total	
	Students	Dollars	Students	Dollars	Students	Dollars	Students	Dollars	Students <sup>1</sup>	Dollars
Moberly Area Technical Center	0	\$0.00	0	\$0.00	0	\$0.00	0	\$0.00	0	\$0.00
Nevada Regional Technical Center	3	\$7,745.00	9	\$8,460.00	0	\$0.00	0	\$0.00	10	\$16,205.00
New Madrid R-I Tech Skills Center	0	\$0.00	0	\$0.00	0	\$0.00	0	\$0.00	0	\$0.00
Nichols Career Center	0	\$0.00	0	\$0.00	0	\$0.00	0	\$0.00	0	\$0.00
North Central Career Center	1	\$2,125.00	0	\$0.00	0	\$0.00	0	\$0.00	1	\$2,125.00
North Technical	0	\$0.00	0	\$0.00	0	\$0.00	0	\$0.00	0	\$0.00
Northland Career Center	1	\$2,415.00	0	\$0.00	0	\$0.00	0	\$0.00	1	\$2,415.00
Northwest Technical School	5	\$10,000.00	0	\$0.00	0	\$0.00	0	\$0.00	5	\$10,000.00
Ozark Mountain Technical Center	0	\$0.00	0	\$0.00	0	\$0.00	0	\$0.00	0	\$0.00
Pemiscot County Vocational School of Practical Nursing	0	\$0.00	0	\$0.00	0	\$0.00	0	\$0.00	0	\$0.00
Perryville Area Car & Tech Center	2	\$4,719.60	0	\$0.00	0	\$0.00	0	\$0.00	2	\$4,719.60
Pike-Lincoln Technical Center	2	\$7,469.62	9	\$7,520.00	0	\$0.00	0	\$0.00	9	\$14,989.62
Poplar Bluff Technical Career Center	1	\$5,612.00	5	\$3,760.00	0	\$0.00	0	\$0.00	6	\$9,372.00
Ranken Technical College	115	\$489,667.00	235	\$341,328.00	1	\$1,500.00	0	\$0.00	336	\$832,495.00
Research College of Nursing	0	\$0.00	11	\$20,150.00	2	\$6,000.00	0	\$0.00	12	\$26,150.00
Rolla Technical Institute/Center	30	\$107,180.84	19	\$16,280.00	0	\$0.00	0	\$0.00	49	\$123,460.84

Missouri Department of Higher Education  
Student Financial Assistance Program(s)  
Payment Table 2018 - 2019  
As of July 31, 2019

	A+ Scholarship Program		Access Missouri Financial Assistance Program		Bright Flight Scholarship Program		Marguerite Ross Barnett Memorial Scholarship Program		Total	
	Students	Dollars	Students	Dollars	Students	Dollars	Students	Dollars	Students <sup>1</sup>	Dollars
Saint Luke's College of Health Sciences	0	\$0.00	79	\$116,560.00	1	\$3,000.00	0	\$0.00	80	\$119,560.00
Saline County Career Center	3	\$6,214.00	13	\$10,340.00	0	\$0.00	0	\$0.00	15	\$16,554.00
Sikeston Career & Technology Center	1	\$2,940.00	19	\$8,930.00	0	\$0.00	0	\$0.00	19	\$11,870.00
South Central Career Center	15	\$45,611.70	31	\$14,472.00	0	\$0.00	0	\$0.00	43	\$60,083.70
South Technical	0	\$0.00	0	\$0.00	0	\$0.00	0	\$0.00	0	\$0.00
Southeast Missouri Hospital College of Nursing and Health Sciences	0	\$0.00	21	\$32,460.00	0	\$0.00	15	\$40,156.80	35	\$72,616.80
Southwest Area Career Center	0	\$0.00	0	\$0.00	0	\$0.00	0	\$0.00	0	\$0.00
St. Louis College of Pharmacy	0	\$0.00	85	\$155,560.00	21	\$63,000.00	0	\$0.00	101	\$218,560.00
Texas County Technical College	0	\$0.00	28	\$41,950.00	0	\$0.00	16	\$34,258.80	38	\$76,208.80
Unitec Career Center	2	\$2,400.00	0	\$0.00	0	\$0.00	0	\$0.00	2	\$2,400.00
Warrensburg Area Career Center	4	\$30,115.00	6	\$5,640.00	0	\$0.00	0	\$0.00	10	\$35,755.00
Waynesville Career Center	5	\$19,253.22	3	\$1,710.00	0	\$0.00	0	\$0.00	8	\$20,963.22
<b>Sector Subtotal:</b>	<b>295</b>	<b>\$1,184,568.13</b>	<b>1,020</b>	<b>\$1,314,659.48</b>	<b>28</b>	<b>\$82,500.00</b>	<b>48</b>	<b>\$110,249.46</b>	<b>1,338</b>	<b>\$2,691,977.07</b>
<b>Public Four-Year Universities</b>										
Harris-Stowe State University	0	\$0.00	395	\$696,785.00	0	\$0.00	3	\$4,944.00	398	\$701,729.00

Missouri Department of Higher Education  
Student Financial Assistance Program(s)  
Payment Table 2018 - 2019  
As of July 31, 2019

	A+ Scholarship Program		Access Missouri Financial Assistance Program		Bright Flight Scholarship Program		Marguerite Ross Barnett Memorial Scholarship Program		Total	
	Students	Dollars	Students	Dollars	Students	Dollars	Students	Dollars	Students <sup>1</sup>	Dollars
Missouri Southern State University	0	\$0.00	1,444	\$2,492,270.00	44	\$127,500.00	7	\$17,806.02	1,476	\$2,637,576.02
Missouri Western State University	0	\$0.00	1,392	\$2,395,575.00	38	\$106,500.00	0	\$0.00	1,415	\$2,502,075.00
<b>Sector Subtotal:</b>	<b>0</b>	<b>\$0.00</b>	<b>3,231</b>	<b>\$5,584,630.00</b>	<b>82</b>	<b>\$234,000.00</b>	<b>10</b>	<b>\$22,750.02</b>	<b>3,289</b>	<b>\$5,841,380.02</b>
<b>Public Two-Year Colleges</b>										
Crowder College	610	\$1,770,838.00	428	\$302,821.00	3	\$6,000.00	0	\$0.00	998	\$2,079,659.00
East Central College	516	\$1,242,381.75	296	\$187,536.00	12	\$30,000.00	54	\$46,410.00	839	\$1,506,327.75
Jefferson College	681	\$1,794,386.69	477	\$283,830.00	5	\$15,000.00	0	\$0.00	1,126	\$2,093,216.69
Metropolitan Community College	2,175	\$5,789,467.60	1,280	\$792,662.00	49	\$112,500.00	0	\$0.00	3,388	\$6,694,629.60
Metropolitan Community Colleges - Longview	0	\$0.00	0	\$0.00	0	\$0.00	0	\$0.00	0	\$0.00
Metropolitan Community Colleges - Maple Woods	0	\$0.00	0	\$0.00	0	\$0.00	0	\$0.00	0	\$0.00
Mineral Area College	361	\$1,036,427.00	413	\$280,769.00	0	\$0.00	0	\$0.00	743	\$1,317,196.00
Moberly Area Community College	934	\$3,036,346.53	599	\$398,506.00	3	\$6,000.00	0	\$0.00	1,461	\$3,440,852.53
North Central Missouri College	378	\$1,222,737.50	214	\$142,885.00	1	\$1,500.00	0	\$0.00	544	\$1,367,122.50
Ozarks Technical Community College	2,394	\$6,736,460.45	1,652	\$1,093,033.00	12	\$30,000.00	1	\$648.00	3,881	\$7,860,141.45
St. Charles Community College	1,337	\$3,253,627.00	521	\$320,811.00	31	\$70,500.00	0	\$0.00	1,827	\$3,644,938.00

Missouri Department of Higher Education  
Student Financial Assistance Program(s)  
Payment Table 2018 - 2019  
As of July 31, 2019

	A+ Scholarship Program		Access Missouri Financial Assistance Program		Bright Flight Scholarship Program		Marguerite Ross Barnett Memorial Scholarship Program		Total	
	Students	Dollars	Students	Dollars	Students	Dollars	Students	Dollars	Students <sup>1</sup>	Dollars
St. Louis Community College - Florissant Valley	1,155	\$2,746,893.81	877	\$603,420.00	27	\$61,500.00	0	\$0.00	2,039	\$3,411,813.81
St. Louis Community College - Forest Park	0	\$0.00	0	\$0.00	0	\$0.00	0	\$0.00	0	\$0.00
St. Louis Community College - Meramec	0	\$0.00	0	\$0.00	1	\$3,000.00	0	\$0.00	1	\$3,000.00
St. Louis Community College - Wildwood	0	\$0.00	0	\$0.00	0	\$0.00	0	\$0.00	0	\$0.00
State Fair Community College	872	\$2,808,946.44	476	\$314,048.00	3	\$7,500.00	0	\$0.00	1,274	\$3,130,494.44
Three Rivers College	359	\$997,864.50	499	\$345,220.00	4	\$12,000.00	0	\$0.00	831	\$1,355,084.50
<b>Sector Subtotal:</b>	<b>11,772</b>	<b>\$32,436,377.27</b>	<b>7,732</b>	<b>\$5,065,541.00</b>	<b>151</b>	<b>\$355,500.00</b>	<b>55</b>	<b>\$47,058.00</b>	<b>18,952</b>	<b>\$37,904,476.27</b>
<b>Public Two-Year Technical College</b>										
State Technical College of Missouri	781	\$4,603,559.22	242	\$332,882.00	3	\$7,500.00	0	\$0.00	921	\$4,943,941.22
<b>Sector Subtotal:</b>	<b>781</b>	<b>\$4,603,559.22</b>	<b>242</b>	<b>\$332,882.00</b>	<b>3</b>	<b>\$7,500.00</b>	<b>0</b>	<b>\$0.00</b>	<b>921</b>	<b>\$4,943,941.22</b>
<b>Statewide Liberal Arts University</b>										
Truman State University	0	\$0.00	1,310	\$2,332,910.00	742	\$2,140,266.00	0	\$0.00	1,858	\$4,473,176.00
<b>Sector Subtotal:</b>	<b>0</b>	<b>\$0.00</b>	<b>1,310</b>	<b>\$2,332,910.00</b>	<b>742</b>	<b>\$2,140,266.00</b>	<b>0</b>	<b>\$0.00</b>	<b>1,858</b>	<b>\$4,473,176.00</b>

Missouri Department of Higher Education  
 Student Financial Assistance Program(s)  
 Payment Table 2018 - 2019  
 As of July 31, 2019

	A+ Scholarship Program		Access Missouri Financial Assistance Program		Bright Flight Scholarship Program		Marguerite Ross Barnett Memorial Scholarship Program		Total	
	Students	Dollars	Students	Dollars	Students	Dollars	Students	Dollars	Students <sup>1</sup>	Dollars
<b>Virtual Institution</b>										
Western Governors University - Missouri	0	\$0.00	619	\$1,003,132.00	0	\$0.00	0	\$0.00	619	\$1,003,132.00
<b>Sector Subtotal:</b>	<b>0</b>	<b>\$0.00</b>	<b>619</b>	<b>\$1,003,132.00</b>	<b>0</b>	<b>\$0.00</b>	<b>0</b>	<b>\$0.00</b>	<b>619</b>	<b>\$1,003,132.00</b>
<b>Program Total<sup>2</sup>:</b>	<b>13,089</b>	<b>\$38,956,869.41</b>	<b>44,617</b>	<b>\$67,909,709.97</b>	<b>7,500</b>	<b>\$21,254,230.00</b>	<b>203</b>	<b>\$416,003.70</b>	<b>62,542</b>	<b>\$128,536,813.08</b>
<b>Unduplicated Student Count by Program<sup>3</sup>:</b>	<b>13,039</b>		<b>44,208</b>		<b>7,470</b>		<b>203</b>			
									<b>Total Unduplicated Student Count<sup>4</sup>:</b>	<b>61,785</b>

1 - Students: The student counts in this column contain duplication when students received payment under more than one program.

2 - Program Total: The student counts in this row contain duplication when transfer students received payment for a program at more than one institution. The student count at the intersection of the Students column beneath the All Programs Total Header and the Program Total row contains duplication when students received payments for more than one program and/or at more than one institution.

3 - Unduplicated Student Count by Program: The student counts in this row include a student only once for each program, even if they were paid at more than one institution.

4 - Total Unduplicated Student Count: The student count in this row is for all programs and includes a student only once, even if they were paid for more than one program and/or at more than one institution.



**CORE DECISION ITEM**

<b>Department of Higher Education and Workforce Development</b>	<b>Budget Unit</b>	55645C
<b>Division of Missouri Student Grants and Scholarships</b>		
<b>Core Transfer - Academic Scholarship Program (Bright Flight)</b>	<b>HB Section</b>	3.040

**1. CORE FINANCIAL SUMMARY**

	FY 2021 Budget Request						FY 2021 Governor's Recommendation				
	GR	Federal	Other	Total	E		GR	Federal	Other	Total	E
PS	0	0	0	0	0	PS	0	0	0	0	
EE	0	0	0	0	0	EE	0	0	0	0	
PSD	0	0	0	0	0	PSD	0	0	0	0	
TRF	18,176,666	0	2,000,000	20,176,666		TRF	0	0	0	0	
<b>Total</b>	<b>18,176,666</b>	<b>0</b>	<b>2,000,000</b>	<b>20,176,666</b>		<b>Total</b>	<b>0</b>	<b>0</b>	<b>0</b>	<b>0</b>	
<b>FTE</b>	<b>0.00</b>	<b>0.00</b>	<b>0.00</b>	<b>0.00</b>		<b>FTE</b>	<b>0.00</b>	<b>0.00</b>	<b>0.00</b>	<b>0.00</b>	
<i>Est. Fringe</i>	0	0	0	0		<i>Est. Fringe</i>	0	0	0	0	
<i>Note: Fringes budgeted in House Bill 5 except for certain fringes budgeted directly to MoDOT, Highway Patrol, and Conservation.</i>						<i>Note: Fringes budgeted in House Bill 5 except for certain fringes budgeted directly to MoDOT, Highway Patrol, and Conservation.</i>					

Other Funds: Institution Gift Trust Fund (0925) \$2 million

Other Funds:

**2. CORE DESCRIPTION**

There are two appropriations for this program. The core transfer appropriation provides the funds to be spent while the core appropriation provides the spending authority limit. This request is for a transfer of \$20,176,666 to the Academic Scholarship Program Fund.

**CORE DECISION ITEM**

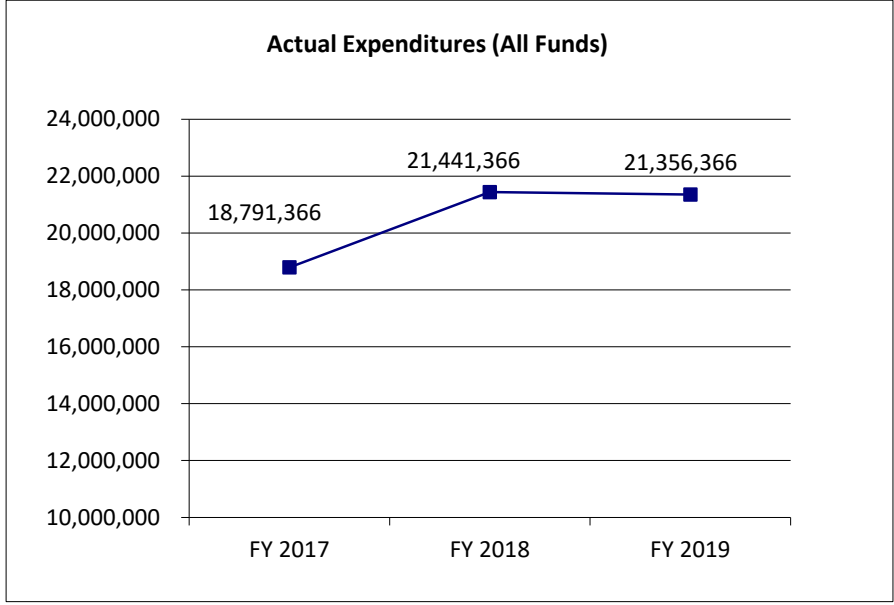
<b>Department of Higher Education and Workforce Development</b>	<b>Budget Unit</b>	<u>55645C</u>
<b>Division of Missouri Student Grants and Scholarships</b>		
<b>Core Transfer - Academic Scholarship Program (Bright Flight)</b>	<b>HB Section</b>	<u>3.040</u>

**3. PROGRAM LISTING (list programs included in this core funding)**

Academic Scholarship Program (Bright Flight)

**4. FINANCIAL HISTORY**

	<b>FY 2017</b>	<b>FY 2018</b>	<b>FY 2019</b>	<b>FY 2020</b>
	<b>Actual</b>	<b>Actual</b>	<b>Actual</b>	<b>Current Yr.</b>
Appropriation (All Funds)	19,191,366	22,176,666	23,176,666	23,676,666
Less Reverted (All Funds)	0	(485,300)	(320,300)	(545,300)
Less Restricted (All Funds)	0	0	0	0
Budget Authority (All Funds)	19,191,366	21,691,366	22,856,366	N/A
Actual Expenditures (All Funds)	18,791,366	21,441,366	21,356,366	N/A
Unexpended (All Funds)	400,000	250,000	1,500,000	N/A
	(1)			
Unexpended, by Fund:				
General Revenue	0	0	0	N/A
Federal	0	0	0	N/A
Other	400,000	250,000	1,500,000	N/A



Reverted includes the statutory three-percent reserve amount (when applicable).  
 Restricted includes any Governor's Expenditure Restrictions which remained at the end of the fiscal year (when applicable).

**NOTES:** (1) FY 2017 includes a supplemental appropriation of \$1,014,700.

**CORE RECONCILIATION DETAIL**

**DEPARTMENT OF HIGHER EDUCATION  
ACADEMIC SCHLSHP PRGM-TRANSFER**

**5. CORE RECONCILIATION DETAIL**

	<b>Budget Class</b>	<b>FTE</b>	<b>GR</b>	<b>Federal</b>	<b>Other</b>	<b>Total</b>	<b>Explanation</b>
<b>TAFP AFTER VETOES</b>							
	TRF	0.00	18,176,666	0	5,500,000	23,676,666	
	<b>Total</b>	<b>0.00</b>	<b>18,176,666</b>	<b>0</b>	<b>5,500,000</b>	<b>23,676,666</b>	
<b>DEPARTMENT CORE ADJUSTMENTS</b>							
Core Reduction	2136 T485 TRF	0.00	0	0	(3,500,000)	(3,500,000)	
	<b>NET DEPARTMENT CHANGES</b>	<b>0.00</b>	<b>0</b>	<b>0</b>	<b>(3,500,000)</b>	<b>(3,500,000)</b>	
<b>DEPARTMENT CORE REQUEST</b>							
	TRF	0.00	18,176,666	0	2,000,000	20,176,666	
	<b>Total</b>	<b>0.00</b>	<b>18,176,666</b>	<b>0</b>	<b>2,000,000</b>	<b>20,176,666</b>	
<b>GOVERNOR'S RECOMMENDED CORE</b>							
	TRF	0.00	18,176,666	0	2,000,000	20,176,666	
	<b>Total</b>	<b>0.00</b>	<b>18,176,666</b>	<b>0</b>	<b>2,000,000</b>	<b>20,176,666</b>	

**DECISION ITEM SUMMARY**

Budget Unit									
Decision Item	FY 2019	FY 2019	FY 2020	FY 2020	FY 2021	FY 2021	*****	*****	
Budget Object Summary	ACTUAL	ACTUAL	BUDGET	BUDGET	DEPT REQ	DEPT REQ	SECURED	SECURED	
Fund	DOLLAR	FTE	DOLLAR	FTE	DOLLAR	FTE	COLUMN	COLUMN	
<b>ACADEMIC SCHLSHP PRGM-TRANSFER</b>									
<b>CORE</b>									
FUND TRANSFERS									
GENERAL REVENUE	10,356,366	0.00	18,176,666	0.00	18,176,666	0.00	0	0.00	
GUARANTY AGENCY OPERATING	10,500,000	0.00	3,500,000	0.00	0	0.00	0	0.00	
INSTITUTION GIFT TRUST	500,000	0.00	2,000,000	0.00	2,000,000	0.00	0	0.00	
TOTAL - TRF	<u>21,356,366</u>	<u>0.00</u>	<u>23,676,666</u>	<u>0.00</u>	<u>20,176,666</u>	<u>0.00</u>	<u>0</u>	<u>0.00</u>	
<b>TOTAL</b>	<b>21,356,366</b>	<b>0.00</b>	<b>23,676,666</b>	<b>0.00</b>	<b>20,176,666</b>	<b>0.00</b>	<b>0</b>	<b>0.00</b>	
<b>Bright Flight Fund Switch - 1555032</b>									
FUND TRANSFERS									
GENERAL REVENUE	0	0.00	0	0.00	3,500,000	0.00	0	0.00	
TOTAL - TRF	<u>0</u>	<u>0.00</u>	<u>0</u>	<u>0.00</u>	<u>3,500,000</u>	<u>0.00</u>	<u>0</u>	<u>0.00</u>	
<b>TOTAL</b>	<b>0</b>	<b>0.00</b>	<b>0</b>	<b>0.00</b>	<b>3,500,000</b>	<b>0.00</b>	<b>0</b>	<b>0.00</b>	
<b>Bright Flight CT Increase - 1555035</b>									
FUND TRANSFERS									
GENERAL REVENUE	0	0.00	0	0.00	500,000	0.00	0	0.00	
TOTAL - TRF	<u>0</u>	<u>0.00</u>	<u>0</u>	<u>0.00</u>	<u>500,000</u>	<u>0.00</u>	<u>0</u>	<u>0.00</u>	
<b>TOTAL</b>	<b>0</b>	<b>0.00</b>	<b>0</b>	<b>0.00</b>	<b>500,000</b>	<b>0.00</b>	<b>0</b>	<b>0.00</b>	
<b>GRAND TOTAL</b>	<b>\$21,356,366</b>	<b>0.00</b>	<b>\$23,676,666</b>	<b>0.00</b>	<b>\$24,176,666</b>	<b>0.00</b>	<b>\$0</b>	<b>0.00</b>	

**DECISION ITEM DETAIL**

Budget Unit	FY 2019	FY 2019	FY 2020	FY 2020	FY 2021	FY 2021	*****	*****
Decision Item	ACTUAL	ACTUAL	BUDGET	BUDGET	DEPT REQ	DEPT REQ	SECURED	SECURED
Budget Object Class	DOLLAR	FTE	DOLLAR	FTE	DOLLAR	FTE	COLUMN	COLUMN
<b>ACADEMIC SCHLSHP PRGM-TRANSFER</b>								
<b>CORE</b>								
TRANSFERS OUT	21,356,366	0.00	23,676,666	0.00	20,176,666	0.00	0	0.00
<b>TOTAL - TRF</b>	<b>21,356,366</b>	<b>0.00</b>	<b>23,676,666</b>	<b>0.00</b>	<b>20,176,666</b>	<b>0.00</b>	<b>0</b>	<b>0.00</b>
<b>GRAND TOTAL</b>	<b>\$21,356,366</b>	<b>0.00</b>	<b>\$23,676,666</b>	<b>0.00</b>	<b>\$20,176,666</b>	<b>0.00</b>	<b>\$0</b>	<b>0.00</b>
GENERAL REVENUE	\$10,356,366	0.00	\$18,176,666	0.00	\$18,176,666	0.00		0.00
FEDERAL FUNDS	\$0	0.00	\$0	0.00	\$0	0.00		0.00
OTHER FUNDS	\$11,000,000	0.00	\$5,500,000	0.00	\$2,000,000	0.00		0.00

<b>Department of Higher Education and Workforce Development</b>	<b>Budget Unit</b> <u>55645C</u>
<b>Division of Missouri Grants and Scholarships</b>	
<b>Core Transfer - Academic Scholarship Program (Bright Flight) DI#1555032</b>	<b>HB Section</b> <u>3.040</u>

**1. AMOUNT OF REQUEST**

	FY 2021 Budget Request				E		FY 2021 Governor's Recommendation				E
	GR	Federal	Other	Total			GR	Federal	Other	Total	
PS	0	0		0		PS	0	0		0	
EE	0	0		0		EE	0	0		0	
PSD	0	0		0		PSD	0	0		0	
TRF	3,500,000	0		3,500,000		TRF	0	0		0	
<b>Total</b>	<b>3,500,000</b>	<b>0</b>		<b>3,500,000</b>		<b>Total</b>	<b>0</b>	<b>0</b>		<b>0</b>	

FTE	0.00	0.00	0.00	0.00		FTE	0.00	0.00	0.00	0.00
-----	------	------	------	------	--	-----	------	------	------	------

<b>Est. Fringe</b>	0	0	0	0
--------------------	---	---	---	---

*Note: Fringes budgeted in House Bill 5 except for certain fringes budgeted directly to MoDOT, Highway Patrol, and Conservation.*

<b>Est. Fringe</b>	0	0	0	0
--------------------	---	---	---	---

*Note: Fringes budgeted in House Bill 5 except for certain fringes budgeted directly to MoDOT, Highway Patrol, and Conservation.*

Other Funds:

Other Funds:

**2. THIS REQUEST CAN BE CATEGORIZED AS:**

<input type="checkbox"/> New Legislation	<input type="checkbox"/> New Program	<input type="checkbox"/> Fund Switch
<input type="checkbox"/> Federal Mandate	<input type="checkbox"/> Program Expansion	<input type="checkbox"/> Cost to Continue
<input checked="" type="checkbox"/> GR Pick-Up	<input type="checkbox"/> Space Request	<input type="checkbox"/> Equipment Replacement
<input type="checkbox"/> Pay Plan	<input type="checkbox"/> Other: _____	

**NEW DECISION ITEM**  
**RANK: 5 OF 7**

<b>Department of Higher Education and Workforce Development</b>	<b>Budget Unit</b> <u>55645C</u>
<b>Division of Missouri Grants and Scholarships</b>	
<b>Core Transfer - Academic Scholarship Program (Bright Flight) DI#1555032</b>	<b>HB Section</b> <u>3.040</u>

**3. WHY IS THIS FUNDING NEEDED? PROVIDE AN EXPLANATION FOR ITEMS CHECKED IN #2. INCLUDE THE FEDERAL OR STATE STATUTORY OR CONSTITUTIONAL AUTHORIZATION FOR THIS PROGRAM.**

The Missouri Higher Education Academic Scholarship, commonly known as Bright Flight and authorized by section 173.250, RSMo, provides scholarships to students who have a composite score in the top five percent of all Missouri students taking the ACT or the SAT by the June test date of their senior year of high school. The maximum scholarship award is \$3,000 per academic year for students in the top three percent of test takers, and \$1,000 for students in the top 4th and 5th percentiles. The top three percent must receive a full award (\$3,000) before students in the top 4th and 5th percentiles receive any award.

During the FY 2018 legislative budget process, a fund switch of \$4 million from general revenue to the guaranty agency operating fund occurred. In FY 2019, a fund switch of an additional \$6.5 million from general revenue to the guaranty agency operating fund occurred, resulting in a total of \$10.5 million appropriated from the guaranty agency operating fund. In FY 2020, \$7 million was returned back to general revenue funding. For FY 2021, the remaining balance of \$3,500,000 needs to return back to general revenue to ensure the solvency of the loan program. Per agreements with the US Secretary of Education, the MDHE is obligated to fulfill its duties as a student loan guaranty agency, which vary based on the economic environment, federal regulatory changes, and other unpredictable factors. The guaranty agency operating fund cannot sustain multiple transfers to the Academic Scholarship Program (Bright Flight) without compromising its primary obligation to the US Secretary of Education and Missouri student loan borrowers.

**4. DESCRIBE THE DETAILED ASSUMPTIONS USED TO DERIVE THE SPECIFIC REQUESTED AMOUNT. (How did you determine that the requested number of FTE were appropriate? From what source or standard did you derive the requested levels of funding? Were alternatives such as outsourcing or automation considered? If based on new legislation, does request tie to TAFP fiscal note? If not, explain why. Detail which portions of the request are one-times and how those amounts were calculated.)**

The amount necessary to fund the program at current levels increased. Fund switches totaling \$10.5 million occurred in FY 2018 and FY 2019 to appropriate the funds from the guaranty agency operating fund. The FY 2020 budget returned \$7 million of the \$10.5 million appropriated from the guaranty agency operating fund to general revenue, in order to keep fund viable. The final remaining \$3.5 million needs to be returned to general revenue in FY 2021 to ensure the viability of the loan program.

NEW DECISION ITEM  
RANK: 5 OF 7

Department of Higher Education and Workforce Development			Budget Unit		55645C					
Division of Missouri Grants and Scholarships			HB Section		3.040					
Core Transfer - Academic Scholarship Program (Bright Flight) DI#1555032										
<b>5. BREAK DOWN THE REQUEST BY BUDGET OBJECT CLASS, JOB CLASS, AND FUND SOURCE. IDENTIFY ONE-TIME COSTS.</b>										
Budget Object Class/Job Class	Dept Req GR DOLLARS	Dept Req GR FTE	Dept Req FED DOLLARS	Dept Req FED FTE	Dept Req OTHER DOLLARS	Dept Req OTHER FTE	Dept Req TOTAL DOLLARS	Dept Req TOTAL FTE	Dept Req One-Time DOLLARS	E
							0			
							0	0.0		
<b>Total PS</b>	<u>0</u>	<u>0.0</u>	<u>0</u>	<u>0.0</u>	<u>0</u>	<u>0.0</u>	<u>0</u>	<u>0.0</u>	<u>0</u>	
							0			
							0			
<b>Total EE</b>	<u>0</u>		<u>0</u>		<u>0</u>		<u>0</u>		<u>0</u>	
Program Distributions	0						0			
<b>Total PSD</b>	<u>0</u>		<u>0</u>		<u>0</u>		<u>0</u>		<u>0</u>	
Transfers	3,500,000						3,500,000			
<b>Total TRF</b>	<u>3,500,000</u>		<u>0</u>		<u>0</u>		<u>3,500,000</u>		<u>0</u>	
<b>Grand Total</b>	<u>3,500,000</u>	<u>0.0</u>	<u>0</u>	<u>0.0</u>	<u>0</u>	<u>0.0</u>	<u>3,500,000</u>	<u>0.0</u>	<u>0</u>	



NEW DECISION ITEM  
 RANK: 5 OF 7

<b>Department of Higher Education and Workforce Development</b>		<b>Budget Unit</b> <u>55645C</u>								
<b>Division of Missouri Grants and Scholarships</b>		<b>HB Section</b> <u>3.040</u>								
<b>Core Transfer - Academic Scholarship Program (Bright Flight) DI#1555032</b>										
<b>Budget Object Class/Job Class</b>	<b>Gov Rec GR DOLLARS</b>	<b>Gov Rec GR FTE</b>	<b>Gov Rec FED DOLLARS</b>	<b>Gov Rec FED FTE</b>	<b>Gov Rec OTHER DOLLARS</b>	<b>Gov Rec OTHER FTE</b>	<b>Gov Rec TOTAL DOLLARS</b>	<b>Gov Rec TOTAL FTE</b>	<b>Gov Rec One-Time DOLLARS</b>	<b>E</b>
							0			
							0	0.0		
<b>Total PS</b>	<u>0</u>	<u>0.0</u>	<u>0</u>	<u>0.0</u>	<u>0</u>	<u>0.0</u>	<u>0</u>	<u>0.0</u>	<u>0</u>	
							0			
							0			
							0			
<b>Total EE</b>	<u>0</u>		<u>0</u>		<u>0</u>		<u>0</u>		<u>0</u>	
Program Distributions	<u>0</u>		<u>0</u>		<u>0</u>		<u>0</u>		<u>0</u>	
<b>Total PSD</b>	<u>0</u>		<u>0</u>		<u>0</u>		<u>0</u>		<u>0</u>	
Transfers	<u>0</u>		<u>0</u>		<u>0</u>		<u>0</u>		<u>0</u>	
<b>Total TRF</b>	<u>0</u>		<u>0</u>		<u>0</u>		<u>0</u>		<u>0</u>	
<b>Grand Total</b>	<u>0</u>	<u>0.0</u>	<u>0</u>	<u>0.0</u>	<u>0</u>	<u>0.0</u>	<u>0</u>	<u>0.0</u>	<u>0</u>	

NEW DECISION ITEM  
RANK: 5 OF 7

Department of Higher Education and Workforce Development	Budget Unit	55645C
Division of Missouri Grants and Scholarships		
Core Transfer - Academic Scholarship Program (Bright Flight) DI#1555032	HB Section	3.040

**6. PERFORMANCE MEASURES (If new decision item has an associated core, separately identify projected performance with & without additional funding.)**

**6a. Provide an activity measure(s) for the program.**

N/A

**6b. Provide a measure(s) of the program's quality.**

N/A

**6c. Provide a measure(s) of the program's impact.**

N/A

**6d. Provide a measure(s) of the program's efficiency.**

N/A

NEW DECISION ITEM

RANK: 5 OF 7

<u>Department of Higher Education and Workforce Development</u>	<u>Budget Unit</u>	<u>55645C</u>
<u>Division of Missouri Grants and Scholarships</u>		
<u>Core Transfer - Academic Scholarship Program (Bright Flight) DI#1555032</u>	<u>HB Section</u>	<u>3.040</u>

7. STRATEGIES TO ACHIEVE THE PERFORMANCE MEASUREMENT TARGETS:

**DECISION ITEM DETAIL**

Budget Unit	FY 2019	FY 2019	FY 2020	FY 2020	FY 2021	FY 2021	*****	*****
Decision Item	ACTUAL	ACTUAL	BUDGET	BUDGET	DEPT REQ	DEPT REQ	SECURED	SECURED
Budget Object Class	DOLLAR	FTE	DOLLAR	FTE	DOLLAR	FTE	COLUMN	COLUMN
<b>ACADEMIC SCHLSHP PRGM-TRANSFER</b>								
<b>Bright Flight Fund Switch - 1555032</b>								
TRANSFERS OUT	0	0.00	0	0.00	3,500,000	0.00	0	0.00
<b>TOTAL - TRF</b>	<b>0</b>	<b>0.00</b>	<b>0</b>	<b>0.00</b>	<b>3,500,000</b>	<b>0.00</b>	<b>0</b>	<b>0.00</b>
<b>GRAND TOTAL</b>	<b>\$0</b>	<b>0.00</b>	<b>\$0</b>	<b>0.00</b>	<b>\$3,500,000</b>	<b>0.00</b>	<b>\$0</b>	<b>0.00</b>
GENERAL REVENUE	\$0	0.00	\$0	0.00	\$3,500,000	0.00		0.00
FEDERAL FUNDS	\$0	0.00	\$0	0.00	\$0	0.00		0.00
OTHER FUNDS	\$0	0.00	\$0	0.00	\$0	0.00		0.00

**NEW DECISION ITEM**

RANK: 5 OF 7

**Department of Higher Education and Workforce Development**  
**Division of Missouri Grants and Scholarships**  
**Core Transfer - Academic Scholarship Program (Bright Flight)    DI#1555035**

**Budget Unit** 55645C  
**HB Section** 3.040

**1. AMOUNT OF REQUEST**

	FY 2021 Budget Request				E
	GR	Federal	Other	Total	
PS	0	0		0	0
EE	0	0		0	0
PSD	0	0		0	0
TRF	500,000	0		500,000	
<b>Total</b>	<b>500,000</b>	<b>0</b>		<b>500,000</b>	
<b>FTE</b>	<b>0.00</b>	<b>0.00</b>	<b>0.00</b>	<b>0.00</b>	

	FY 2021 Governor's Recommendation				E
	GR	Federal	Other	Total	
PS	0	0		0	0
EE	0	0		0	0
PSD	0	0		0	0
TRF	0	0		0	0
<b>Total</b>	<b>0</b>	<b>0</b>		<b>0</b>	<b>0</b>
<b>FTE</b>	<b>0.00</b>	<b>0.00</b>	<b>0.00</b>	<b>0.00</b>	

<b>Est. Fringe</b>	0	0	0	0
--------------------	---	---	---	---

*Note: Fringes budgeted in House Bill 5 except for certain fringes budgeted directly to MoDOT, Highway Patrol, and Conservation.*

<b>Est. Fringe</b>	0	0	0	0
--------------------	---	---	---	---

*Note: Fringes budgeted in House Bill 5 except for certain fringes budgeted directly to MoDOT, Highway Patrol, and Conservation.*

Other Funds:

Other Funds:

**2. THIS REQUEST CAN BE CATEGORIZED AS:**

<input type="checkbox"/> New Legislation	<input type="checkbox"/> New Program	<input type="checkbox"/> Fund Switch
<input type="checkbox"/> Federal Mandate	<input type="checkbox"/> Program Expansion	<input checked="" type="checkbox"/> Cost to Continue
<input type="checkbox"/> GR Pick-Up	<input type="checkbox"/> Space Request	<input type="checkbox"/> Equipment Replacement
<input type="checkbox"/> Pay Plan	<input type="checkbox"/> Other: _____	

**3. WHY IS THIS FUNDING NEEDED? PROVIDE AN EXPLANATION FOR ITEMS CHECKED IN #2. INCLUDE THE FEDERAL OR STATE STATUTORY OR CONSTITUTIONAL AUTHORIZATION FOR THIS PROGRAM.**

The Missouri Higher Education Academic Scholarship, commonly known as Bright Flight and authorized by section 173.250, RSMo, provides scholarships to students who have a composite score in the top five percent of all Missouri students taking the ACT or the SAT by the June test date of their senior year of high school. The maximum scholarship award is \$3,000 per academic year for students in the top three percent of test takers, and \$1,000 for students in the top 4th and 5th percentiles. The top three percent must receive a full award (\$3,000) before students in the top 4th and 5th percentiles receive any award.

This request is the increase necessary to provide sufficient funds in FY 2021 to offer the full statutory award of \$3,000 for all students scoring in the top three percent. Without this additional funding, awards would be reduced to \$2,885.

**NEW DECISION ITEM**

RANK: 5 OF 7

<b>Department of Higher Education and Workforce Development</b>	<b>Budget Unit</b>	<u>55645C</u>
<b>Division of Missouri Grants and Scholarships</b>		
<b>Core Transfer - Academic Scholarship Program (Bright Flight) DL#1555035</b>	<b>HB Section</b>	<u>3.040</u>

**4. DESCRIBE THE DETAILED ASSUMPTIONS USED TO DERIVE THE SPECIFIC REQUESTED AMOUNT. (How did you determine that the requested number of FTE were appropriate? From what source or standard did you derive the requested levels of funding? Were alternatives such as outsourcing or automation considered? If based on new legislation, does request tie to TAFP fiscal note? If not, explain why. Detail which portions of the request are one-times and how those amounts were calculated.)**

The number of recipients in this program has increased between three and six percent over the past three years. Based on the number of eligible applicants, we anticipate the number of recipients for FY 2020 will increase by five percent, to 7,891 recipients. Currently we are projecting a four percent increase for FY 2021, resulting in total recipients of 8,207 for that year. As indicated above, the intent of this item is to maintain award levels at the \$3,000 maximum for the top three percent of test takers. Since some students only receive the award for one semester, the actual average award is less than the \$3,000 maximum and does not change significantly from year to year. It is assumed the average award for FY 2021 will be approximately \$2,946, based on available funding and the number of students. At that award level, it would require approximately \$24.1 million to fully fund the program for these students. Based on the current core amount (\$22.9 million after the statutory reserve), a \$500,000 increase is needed which, when combined with an estimated \$700,000 of the FY 2020 remaining cash balance, will provide the required funding.

**5. BREAK DOWN THE REQUEST BY BUDGET OBJECT CLASS, JOB CLASS, AND FUND SOURCE. IDENTIFY ONE-TIME COSTS.**

Budget Object Class/Job Class	Dept Req GR DOLLARS	Dept Req GR FTE	Dept Req FED DOLLARS	Dept Req FED FTE	Dept Req OTHER DOLLARS	Dept Req OTHER FTE	Dept Req TOTAL DOLLARS	Dept Req TOTAL FTE	Dept Req One-Time DOLLARS	E
							0			
<b>Total PS</b>	<u>0</u>	<u>0.0</u>	<u>0</u>	<u>0.0</u>	<u>0</u>	<u>0.0</u>	<u>0</u>	<u>0.0</u>	<u>0</u>	
							0			
<b>Total EE</b>	<u>0</u>		<u>0</u>		<u>0</u>		<u>0</u>		<u>0</u>	
Program Distributions	<u>0</u>		<u>0</u>		<u>0</u>		<u>0</u>			
<b>Total PSD</b>	<u>0</u>		<u>0</u>		<u>0</u>		<u>0</u>		<u>0</u>	
Transfers	<u>500,000</u>		<u>0</u>		<u>0</u>		<u>500,000</u>			
<b>Total TRF</b>	<u>500,000</u>		<u>0</u>		<u>0</u>		<u>500,000</u>		<u>0</u>	
<b>Grand Total</b>	<u>500,000</u>	<u>0.0</u>	<u>0</u>	<u>0.0</u>	<u>0</u>	<u>0.0</u>	<u>500,000</u>	<u>0.0</u>	<u>0</u>	

**NEW DECISION ITEM**

RANK: 5 OF 7

<b>Department of Higher Education and Workforce Development</b>	<b>Budget Unit</b> <u>55645C</u>
<b>Division of Missouri Grants and Scholarships</b>	
<b>Core Transfer - Academic Scholarship Program (Bright Flight) DI#1555035</b>	<b>HB Section</b> <u>3.040</u>

Budget Object Class/Job Class	Gov Rec GR DOLLARS	Gov Rec GR FTE	Gov Rec FED DOLLARS	Gov Rec FED FTE	Gov Rec OTHER DOLLARS	Gov Rec OTHER FTE	Gov Rec TOTAL DOLLARS	Gov Rec TOTAL FTE	Gov Rec One-Time DOLLARS	E
							0			
							0	0.0		
<b>Total PS</b>	<u>0</u>	<u>0.0</u>	<u>0</u>	<u>0.0</u>	<u>0</u>	<u>0.0</u>	<u>0</u>	<u>0.0</u>	<u>0</u>	
							0			
							0			
							0			
<b>Total EE</b>	<u>0</u>		<u>0</u>		<u>0</u>		<u>0</u>		<u>0</u>	
Program Distributions	<u>0</u>		<u>0</u>		<u>0</u>		<u>0</u>		<u>0</u>	
<b>Total PSD</b>	<u>0</u>		<u>0</u>		<u>0</u>		<u>0</u>		<u>0</u>	
Transfers	<u>0</u>		<u>0</u>		<u>0</u>		<u>0</u>		<u>0</u>	
<b>Total TRF</b>	<u>0</u>		<u>0</u>		<u>0</u>		<u>0</u>		<u>0</u>	
<b>Grand Total</b>	<u>0</u>	<u>0.0</u>	<u>0</u>	<u>0.0</u>	<u>0</u>	<u>0.0</u>	<u>0</u>	<u>0.0</u>	<u>0</u>	

NEW DECISION ITEM

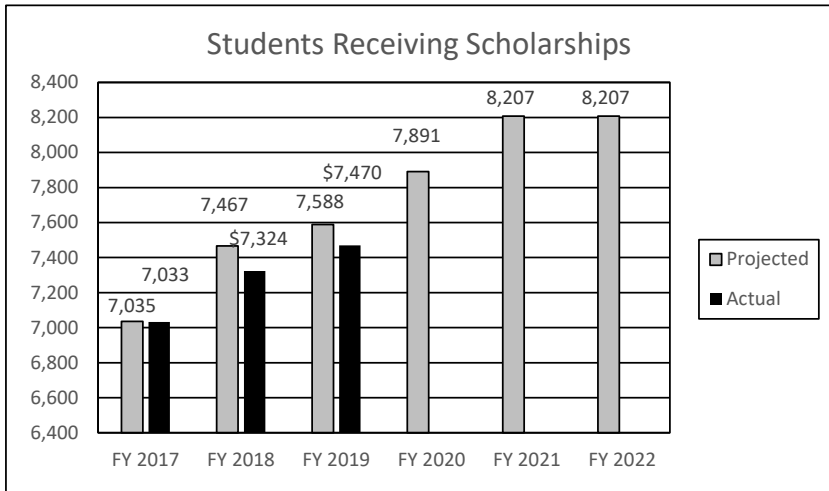
RANK: 5 OF 7

Department of Higher Education and Workforce Development  
 Division of Missouri Grants and Scholarships  
 Core Transfer - Academic Scholarship Program (Bright Flight) DI#1555035

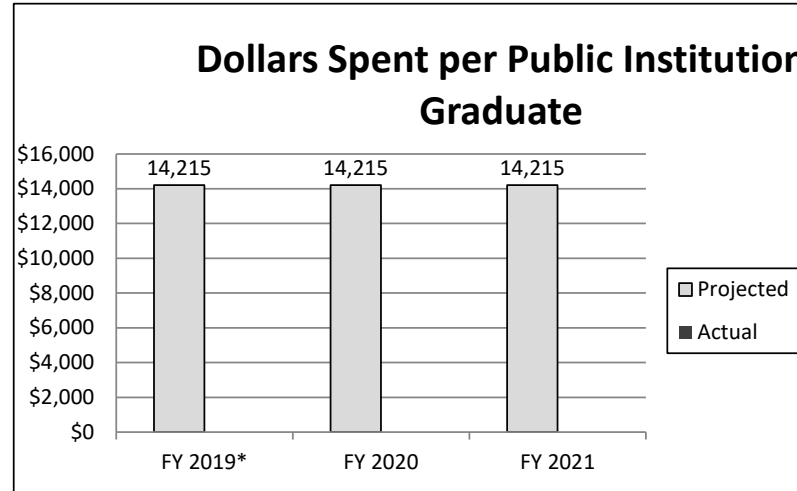
Budget Unit 55645C  
 HB Section 3.040

6. PERFORMANCE MEASURES (If new decision item has an associated core, separately identify projected performance with & without additional funding.)

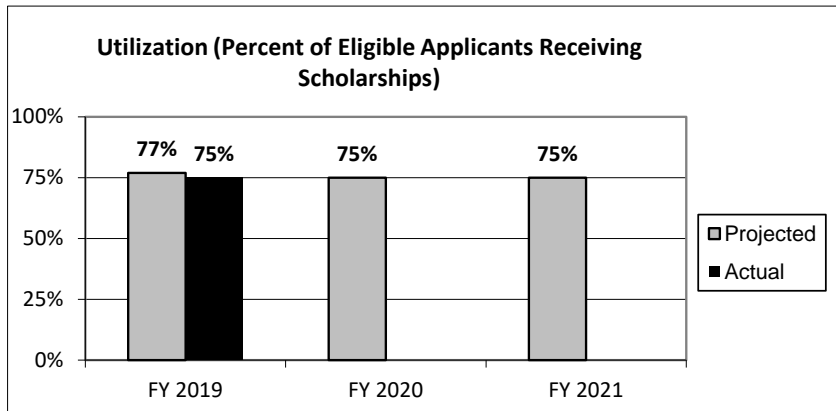
6a. Provide an activity measure(s) for the program.



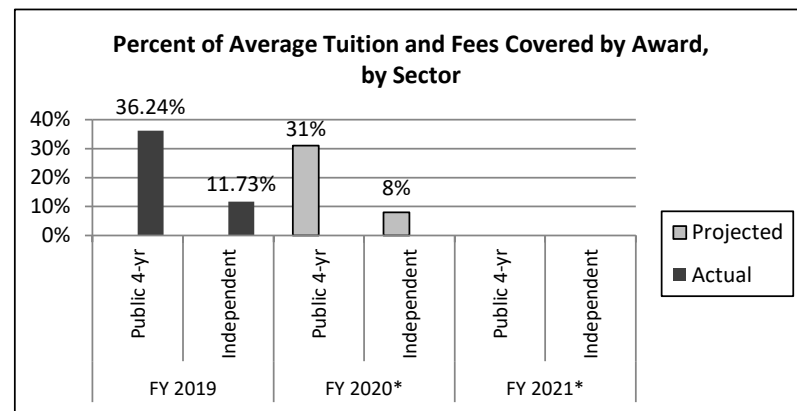
6b. Provide a measure(s) of the program's quality.



6c. Provide a measure(s) of the program's impact.



6d. Provide a measure(s) of the program's efficiency.





**NEW DECISION ITEM**

RANK: 5 OF 7

**Department of Higher Education and Workforce Development**

**Budget Unit** 55645C

**Division of Missouri Grants and Scholarships**

**Core Transfer - Academic Scholarship Program (Bright Flight) DI#1555035**

**HB Section** 3.040

**7. STRATEGIES TO ACHIEVE THE PERFORMANCE MEASUREMENT TARGETS:**

Because the MDHEWD has very limited ability to impact these measures, they are identified as projections rather than targets. However, in order to be effective, student financial assistance programs must provide consistent and reliable financial help to students. For this program, that means it is critical to maintain the maximum reimbursement for which students are eligible. This request, which is required to maintain the maximum eligible reimbursement, should continue to encourage students to enroll and persist in postsecondary education as a result of their grant eligibility.

**DECISION ITEM DETAIL**

Budget Unit	FY 2019	FY 2019	FY 2020	FY 2020	FY 2021	FY 2021	*****	*****
Decision Item	ACTUAL	ACTUAL	BUDGET	BUDGET	DEPT REQ	DEPT REQ	SECURED	SECURED
Budget Object Class	DOLLAR	FTE	DOLLAR	FTE	DOLLAR	FTE	COLUMN	COLUMN
<b>ACADEMIC SCHLSHP PRGM-TRANSFER</b>								
<b>Bright Flight CT Increase - 1555035</b>								
TRANSFERS OUT	0	0.00	0	0.00	500,000	0.00	0	0.00
<b>TOTAL - TRF</b>	<b>0</b>	<b>0.00</b>	<b>0</b>	<b>0.00</b>	<b>500,000</b>	<b>0.00</b>	<b>0</b>	<b>0.00</b>
<b>GRAND TOTAL</b>	<b>\$0</b>	<b>0.00</b>	<b>\$0</b>	<b>0.00</b>	<b>\$500,000</b>	<b>0.00</b>	<b>\$0</b>	<b>0.00</b>
GENERAL REVENUE	\$0	0.00	\$0	0.00	\$500,000	0.00		0.00
FEDERAL FUNDS	\$0	0.00	\$0	0.00	\$0	0.00		0.00
OTHER FUNDS	\$0	0.00	\$0	0.00	\$0	0.00		0.00



**CORE DECISION ITEM**

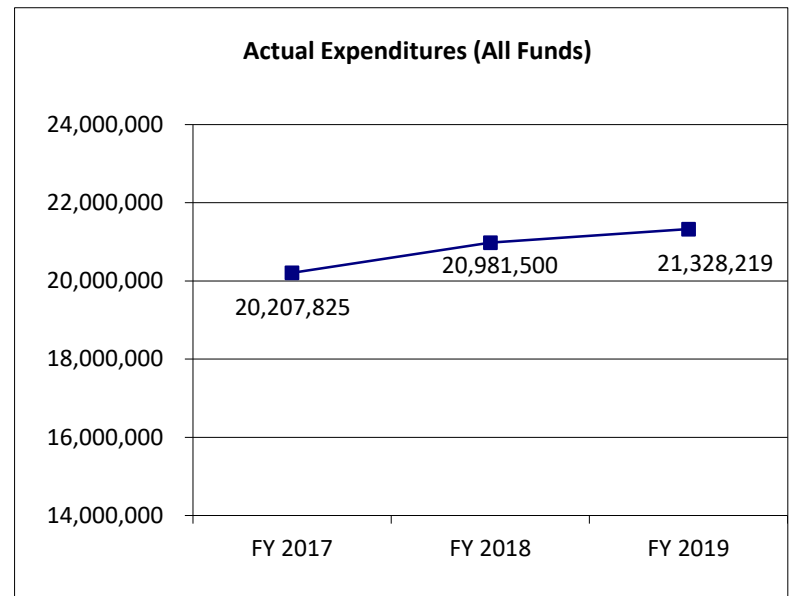
<b>Department of Higher Education and Workforce Development</b>	<b>Budget Unit</b> <u>55647C</u>
<b>Division of Missouri Student Grants and Scholarships</b>	
<b>Core-Academic Scholarship Program (Bright Flight)</b>	<b>HB Section</b> <u>3.045</u>

**3. PROGRAM LISTING (list programs included in this core funding)**

Academic Scholarship Program (Bright Flight)

**4. FINANCIAL HISTORY**

	<u>FY 2017</u>	<u>FY 2018</u>	<u>FY 2019</u>	<u>FY 2020</u>
	Actual	Actual	Actual	Current Yr.
Appropriation (All Funds)	22,176,666	24,676,666	25,676,666	25,676,666
Less Reverted (All Funds)	0	0	0	0
Less Restricted (All Funds)	0	0	0	0
Budget Authority (All Funds)	22,176,666	24,676,666	25,676,666	N/A
Actual Expenditures (All Funds)	20,207,825	20,981,500	21,328,219	N/A
Unexpended (All Funds)	1,968,841	3,695,166	4,348,447	N/A
	(1)			
Unexpended, by Fund:				
General Revenue	0	0	0	N/A
Federal	0	0	0	N/A
Other	1,968,841	3,695,166	4,348,447	N/A
Amount Available to Spend*	20,207,825	21,528,578	21,430,355	
Actual Expenditures	20,207,825	20,981,500	21,328,219	
<b>Actual Unexpended</b>	0	547,078	102,136	



\*FY17, FY 18 & FY19 - Includes the transfer, returned funds that were available to be re-spent, and, if applicable, the beginning cash balance utilized.

Reverted includes the statutory three-percent reserve amount (when applicable).

Restricted includes any Governor's Expenditure Restrictions which remained at the end of the fiscal year (when applicable).

**NOTES:** (1) FY 2017 includes a supplemental appropriation of \$1.5 million.

**CORE RECONCILIATION DETAIL**

---

**DEPARTMENT OF HIGHER EDUCATION  
ACADEMIC SCHOLARSHIP PROGRAM**

---

**5. CORE RECONCILIATION DETAIL**

---

	<b>Budget Class</b>	<b>FTE</b>	<b>GR</b>	<b>Federal</b>	<b>Other</b>	<b>Total</b>	<b>Explanation</b>
<b>TAFP AFTER VETOES</b>							
	PD	0.00	0	0	25,676,666	25,676,666	
	<b>Total</b>	<b>0.00</b>	<b>0</b>	<b>0</b>	<b>25,676,666</b>	<b>25,676,666</b>	
<b>DEPARTMENT CORE REQUEST</b>							
	PD	0.00	0	0	25,676,666	25,676,666	
	<b>Total</b>	<b>0.00</b>	<b>0</b>	<b>0</b>	<b>25,676,666</b>	<b>25,676,666</b>	
<b>GOVERNOR'S RECOMMENDED CORE</b>							
	PD	0.00	0	0	25,676,666	25,676,666	
	<b>Total</b>	<b>0.00</b>	<b>0</b>	<b>0</b>	<b>25,676,666</b>	<b>25,676,666</b>	

**DECISION ITEM SUMMARY**

Budget Unit									
Decision Item	FY 2019	FY 2019	FY 2020	FY 2020	FY 2021	FY 2021	*****	*****	
Budget Object Summary	ACTUAL	ACTUAL	BUDGET	BUDGET	DEPT REQ	DEPT REQ	SECURED	SECURED	
Fund	DOLLAR	FTE	DOLLAR	FTE	DOLLAR	FTE	COLUMN	COLUMN	
<b>ACADEMIC SCHOLARSHIP PROGRAM</b>									
<b>CORE</b>									
PROGRAM-SPECIFIC									
ACADEMIC SCHOLARSHIP	21,328,219	0.00	25,676,666	0.00	25,676,666	0.00	0	0.00	
TOTAL - PD	21,328,219	0.00	25,676,666	0.00	25,676,666	0.00	0	0.00	
<b>TOTAL</b>	<b>21,328,219</b>	<b>0.00</b>	<b>25,676,666</b>	<b>0.00</b>	<b>25,676,666</b>	<b>0.00</b>	<b>0</b>	<b>0.00</b>	
<b>GRAND TOTAL</b>	<b>\$21,328,219</b>	<b>0.00</b>	<b>\$25,676,666</b>	<b>0.00</b>	<b>\$25,676,666</b>	<b>0.00</b>	<b>\$0</b>	<b>0.00</b>	

**DECISION ITEM DETAIL**

Budget Unit	FY 2019	FY 2019	FY 2020	FY 2020	FY 2021	FY 2021	*****	*****
Decision Item	ACTUAL	ACTUAL	BUDGET	BUDGET	DEPT REQ	DEPT REQ	SECURED	SECURED
Budget Object Class	DOLLAR	FTE	DOLLAR	FTE	DOLLAR	FTE	COLUMN	COLUMN
<b>ACADEMIC SCHOLARSHIP PROGRAM</b>								
<b>CORE</b>								
PROGRAM DISTRIBUTIONS	21,328,219	0.00	25,676,666	0.00	25,676,666	0.00	0	0.00
<b>TOTAL - PD</b>	<b>21,328,219</b>	<b>0.00</b>	<b>25,676,666</b>	<b>0.00</b>	<b>25,676,666</b>	<b>0.00</b>	<b>0</b>	<b>0.00</b>
<b>GRAND TOTAL</b>	<b>\$21,328,219</b>	<b>0.00</b>	<b>\$25,676,666</b>	<b>0.00</b>	<b>\$25,676,666</b>	<b>0.00</b>	<b>\$0</b>	<b>0.00</b>
GENERAL REVENUE	\$0	0.00	\$0	0.00	\$0	0.00		0.00
FEDERAL FUNDS	\$0	0.00	\$0	0.00	\$0	0.00		0.00
OTHER FUNDS	\$21,328,219	0.00	\$25,676,666	0.00	\$25,676,666	0.00		0.00

**PROGRAM DESCRIPTION**

**Department of Higher Education and Workforce Development**

**HB Section(s): 3.045**

**Program Name: Academic Scholarship Program (Bright Flight)**

**Program is found in the following core budget(s): Academic Scholarship Program (Bright Flight)**

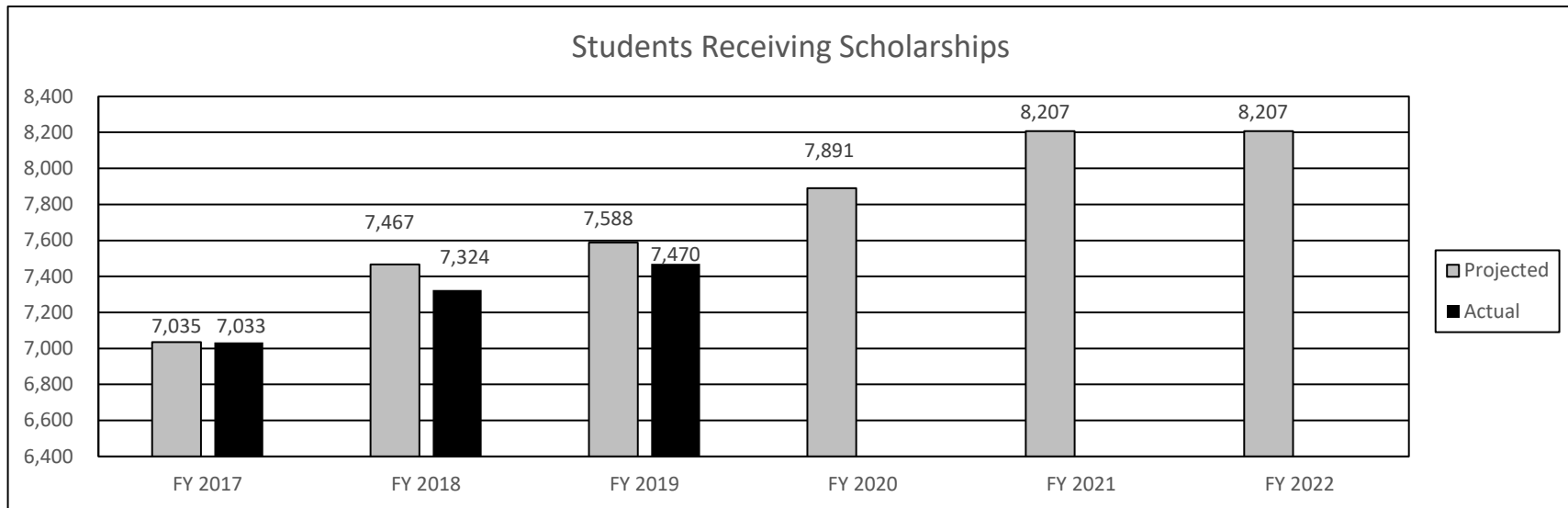
**1a. What strategic priority does this program address?**

Affordability, Access and Success

**1b. What does this program do?**

This program incentivizes academically talented Missouri students to attend a participating Missouri postsecondary institution by providing scholarships based on academic achievement. It encourages the best and brightest students to pursue and complete their education in Missouri rather than out of state. A high school senior must score in the top 5 percent on the ACT or SAT assessment to qualify. The scholarship award is up to \$3,000 annually for those in the top 3 percent and up to \$1,000 for those in the 4th and 5th percentiles. Students in the top 3 percent must be awarded the full \$3,000 before students in the 4th and 5th percentiles can be awarded. Due to funding limitations, top 4th and 5th percentile students have never received awards. The scholarship can be renewed until the first bachelor's degree is received or the scholarship has been received for ten semesters, whichever occurs first.

**2a. Provide an activity measure(s) for the program.**





**PROGRAM DESCRIPTION**

Department of Higher Education and Workforce Development

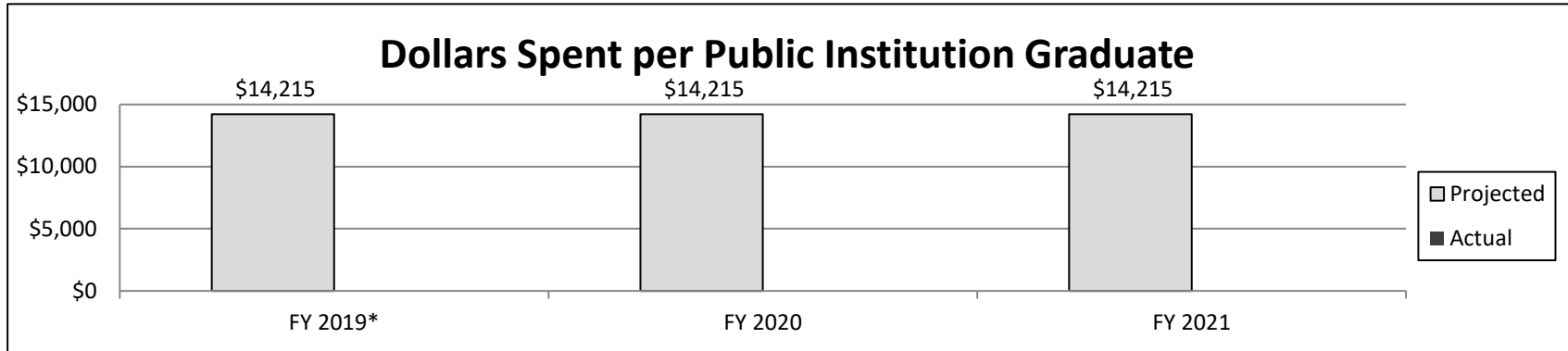
HB Section(s): 3.045

Program Name: Academic Scholarship Program (Bright Flight)

Program is found in the following core budget(s): Academic Scholarship Program (Bright Flight)

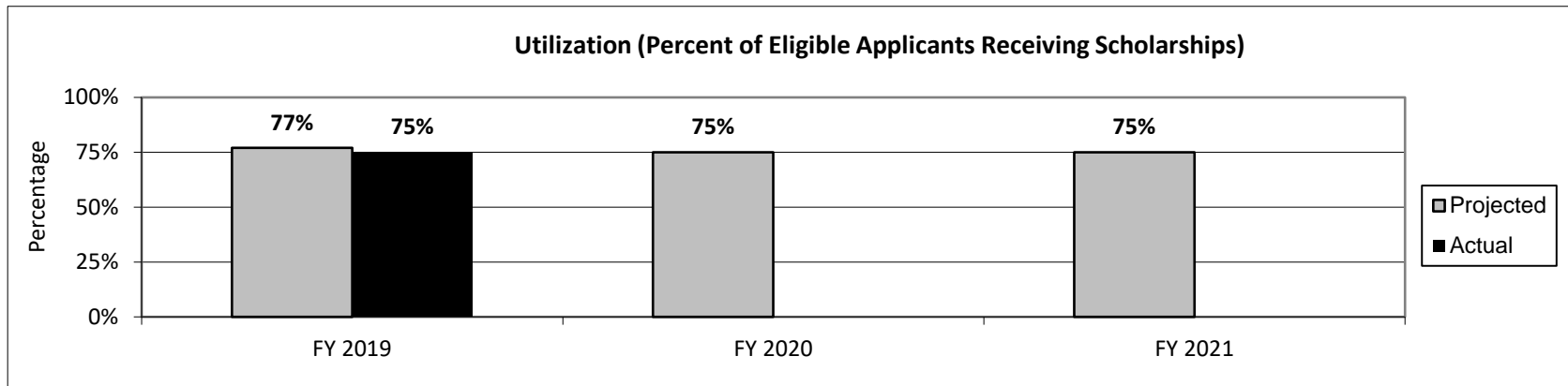
**2b. Provide a measure(s) of the program's quality.**

This measure, including the FY 2021 projection, will be updated when the Governor's Recommendation is added as FY 2019 completion data is not yet available.



**Note:** Compares total recipients who graduated from public institutions in each fiscal year to total awards at public institutions in that year. This measure demonstrates the cost-per-student to achieve the program's purpose of encouraging students to pursue and complete a degree.

**2c. Provide a measure(s) of the program's impact.**



**Note:** Percentages reflect eligible applicants scoring in the top three percent who received, or are projected to receive, the scholarship at a participating Missouri postsecondary institution for at least one semester in the applicable academic year. They do not reflect the unfunded top fourth and fifth percentiles.

**PROGRAM DESCRIPTION**

Department of Higher Education and Workforce Development

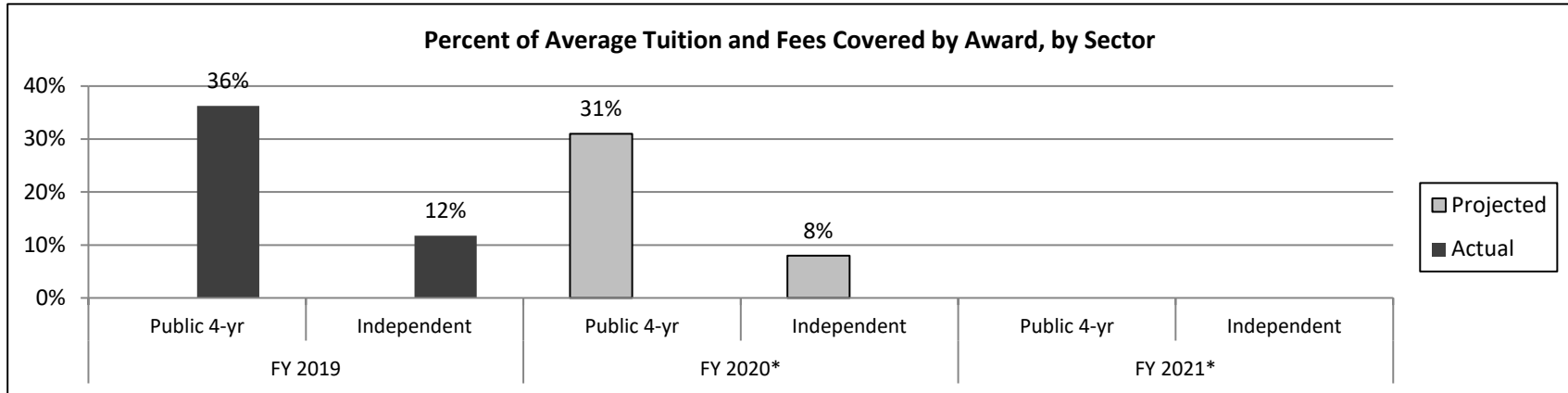
HB Section(s): 3.045

Program Name: Academic Scholarship Program (Bright Flight)

Program is found in the following core budget(s): Academic Scholarship Program (Bright Flight)

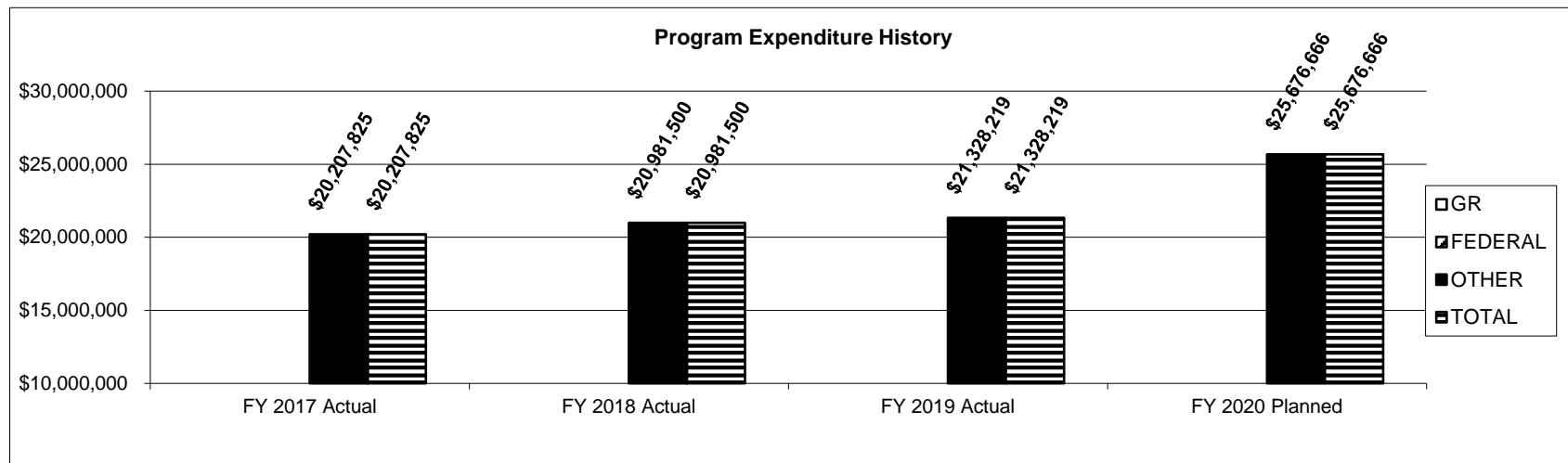
**2d. Provide a measure(s) of the program's efficiency.**

This measure, including the FY 2021 projection, will be updated when the Governor's Recommendation is added as FY 2020 tuition and fee data is not yet available.



**Note:** Average sector tuition compared to actual maximum award. Does not include public two-year institutions.

**3. Provide actual expenditures for the prior three fiscal years and planned expenditures for the current fiscal year. (Note: Amounts do not include fringe benefit costs.)**



**PROGRAM DESCRIPTION**

**Department of Higher Education and Workforce Development**

**HB Section(s):** 3.045

**Program Name: Academic Scholarship Program (Bright Flight)**

**Program is found in the following core budget(s): Academic Scholarship Program (Bright Flight)**

**4. What are the sources of the "Other " funds?**

Academic Scholarship Fund (0840)

**5. What is the authorization for this program, i.e., federal or state statute, etc.? (Include the federal program number, if applicable.)**

Section 173.250, RSMo

**6. Are there federal matching requirements? If yes, please explain.**

No

**7. Is this a federally mandated program? If yes, please explain.**

No

**CORE DECISION ITEM**

<b>Department of Higher Education and Workforce Development</b>	<b>Budget Unit</b>	55648C
<b>Division of Missouri Student Grants and Scholarships</b>		
<b>Core Transfer - Access Missouri Financial Assistance Program</b>	<b>HB Section</b>	3.050

**1. CORE FINANCIAL SUMMARY**

	FY 2021 Budget Request						FY 2021 Governor's Recommendation				
	GR	Federal	Other	Total	E		GR	Federal	Other	Total	E
PS	0	0	0	0	0	PS	0	0	0	0	
EE	0	0	0	0	0	EE	0	0	0	0	
PSD	0	0	0	0	0	PSD	0	0	0	0	
TRF	45,954,385	0	13,966,667	59,921,052		TRF	0	0	0	0	
<b>Total</b>	<b>45,954,385</b>	<b>0</b>	<b>13,966,667</b>	<b>59,921,052</b>		<b>Total</b>	<b>0</b>	<b>0</b>	<b>0</b>	<b>0</b>	
<b>FTE</b>	<b>0.00</b>	<b>0.00</b>	<b>0.00</b>	<b>0.00</b>		<b>FTE</b>	<b>0.00</b>	<b>0.00</b>	<b>0.00</b>	<b>0.00</b>	

<b>Est. Fringe</b>	0	0	0	0
--------------------	---	---	---	---

<b>Est. Fringe</b>	0	0	0	0
--------------------	---	---	---	---

*Note: Fringes budgeted in House Bill 5 except for certain fringes budgeted directly to MoDOT, Highway Patrol, and Conservation.*

*Note: Fringes budgeted in House Bill 5 except for certain fringes budgeted directly to MoDOT, Highway Patrol, and Conservation.*

Other Funds: Lottery Proceeds Fund (0291) - \$11,916,667  
 State Institutions Gift Trust Fund (0925) - \$2,000,000  
 MO Student Grant Program Gift Fund (0272) - \$50,000

Other Funds:

**2. CORE DESCRIPTION**

There are two appropriations for this program. The core transfer appropriation provides the funds to be spent while the core appropriation provides the spending authority limit. This request is for a transfer from general revenue, the lottery proceeds fund, and private sources totaling \$59,921,052 to the Access Missouri Financial Assistance Program.

The Access Missouri Financial Assistance Program is also authorized by statute to receive \$5 million from the Gaming Commission Fund. The appropriated transfer from all sources, including general revenue, lottery proceeds funds, gaming, and other sources, totals \$64,921,052.

**CORE DECISION ITEM**

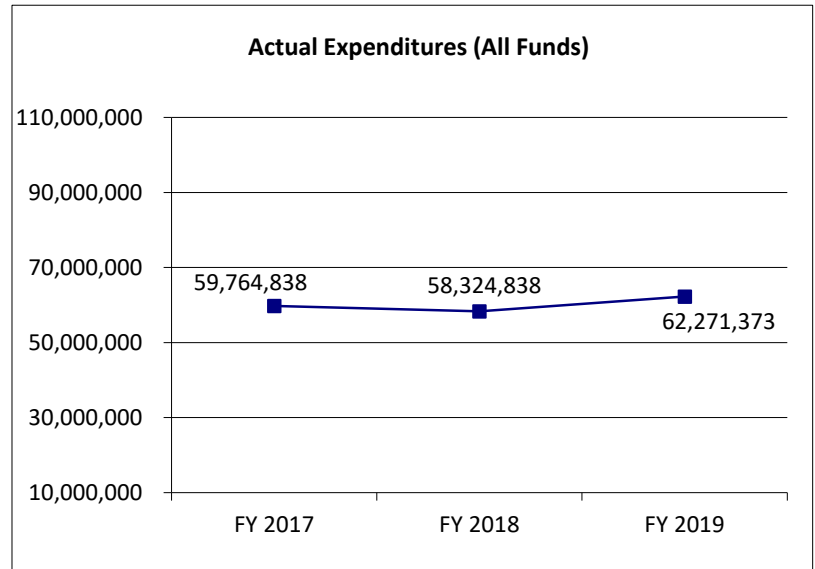
<b>Department of Higher Education and Workforce Development</b>	<b>Budget Unit</b>	<u>55648C</u>
<b>Division of Missouri Student Grants and Scholarships</b>		
<b>Core Transfer - Access Missouri Financial Assistance Program</b>	<b>HB Section</b>	<u>3.050</u>

**3. PROGRAM LISTING (list programs included in this core funding)**

Access Missouri Financial Assistance Program

**4. FINANCIAL HISTORY**

	<b>FY 2017 Actual</b>	<b>FY 2018 Actual</b>	<b>FY 2019 Actual</b>	<b>FY 2020 Current Yr.</b>
Appropriation (All Funds)	63,682,307	63,682,307	65,511,052	66,421,052
Less Reverted (All Funds)	(1,847,469)	(1,682,469)	(1,497,332)	(1,736,132)
Less Restricted (All Funds)	0	0	0	0
Budget Authority (All Funds)	61,834,838	61,999,838	64,013,720	N/A
Actual Expenditures (All Funds)	59,764,838	58,324,838	62,271,373	N/A
Unexpended (All Funds)	<u>2,070,000</u>	<u>3,675,000</u>	<u>1,742,347</u>	<u>N/A</u>
Unexpended, by Fund:				
General Revenue	0	0	0	N/A
Federal	0	0	0	N/A
Other	2,070,000	3,675,000	1,742,347	N/A



Reverted includes the statutory three-percent reserve amount (when applicable).

Restricted includes any Governor's Expenditure Restrictions which remained at the end of the fiscal year (when applicable).

**NOTES:**

**CORE RECONCILIATION DETAIL**

**DEPARTMENT OF HIGHER EDUCATION  
ACCESS MISSOURI TRANSFER**

**5. CORE RECONCILIATION DETAIL**

	Budget Class	FTE	GR	Federal	Other	Total	Explanation
<b>TAFP AFTER VETOES</b>							
	TRF	0.00	45,954,385	0	20,466,667	66,421,052	
	<b>Total</b>	<b>0.00</b>	<b>45,954,385</b>	<b>0</b>	<b>20,466,667</b>	<b>66,421,052</b>	
<b>DEPARTMENT CORE ADJUSTMENTS</b>							
Core Reduction	2137 T929 TRF	0.00	0	0	(6,500,000)	(6,500,000)	
	<b>NET DEPARTMENT CHANGES</b>	<b>0.00</b>	<b>0</b>	<b>0</b>	<b>(6,500,000)</b>	<b>(6,500,000)</b>	
<b>DEPARTMENT CORE REQUEST</b>							
	TRF	0.00	45,954,385	0	13,966,667	59,921,052	
	<b>Total</b>	<b>0.00</b>	<b>45,954,385</b>	<b>0</b>	<b>13,966,667</b>	<b>59,921,052</b>	
<b>GOVERNOR'S RECOMMENDED CORE</b>							
	TRF	0.00	45,954,385	0	13,966,667	59,921,052	
	<b>Total</b>	<b>0.00</b>	<b>45,954,385</b>	<b>0</b>	<b>13,966,667</b>	<b>59,921,052</b>	

**DECISION ITEM SUMMARY**

Budget Unit									
Decision Item	FY 2019	FY 2019	FY 2020	FY 2020	FY 2021	FY 2021	*****	*****	
Budget Object Summary	ACTUAL	ACTUAL	BUDGET	BUDGET	DEPT REQ	DEPT REQ	SECURED	SECURED	
Fund	DOLLAR	FTE	DOLLAR	FTE	DOLLAR	FTE	COLUMN	COLUMN	
<b>ACCESS MISSOURI TRANSFER</b>									
<b>CORE</b>									
FUND TRANSFERS									
GENERAL REVENUE	36,854,553	0.00	45,954,385	0.00	45,954,385	0.00	0	0.00	
MO STUDENT GRANT PROGRAM GIFT	0	0.00	50,000	0.00	50,000	0.00	0	0.00	
LOTTERY PROCEEDS	11,559,167	0.00	11,916,667	0.00	11,916,667	0.00	0	0.00	
ADVANTAGE MISSOURI TRUST	7,653	0.00	0	0.00	0	0.00	0	0.00	
GUARANTY AGENCY OPERATING	12,850,000	0.00	6,500,000	0.00	0	0.00	0	0.00	
INSTITUTION GIFT TRUST	1,000,000	0.00	2,000,000	0.00	2,000,000	0.00	0	0.00	
TOTAL - TRF	<u>62,271,373</u>	<u>0.00</u>	<u>66,421,052</u>	<u>0.00</u>	<u>59,921,052</u>	<u>0.00</u>	<u>0</u>	<u>0.00</u>	
<b>TOTAL</b>	<b>62,271,373</b>	<b>0.00</b>	<b>66,421,052</b>	<b>0.00</b>	<b>59,921,052</b>	<b>0.00</b>	<b>0</b>	<b>0.00</b>	
<b>Access Fund Switch - 1555031</b>									
FUND TRANSFERS									
GENERAL REVENUE	<u>0</u>	<u>0.00</u>	<u>0</u>	<u>0.00</u>	<u>6,500,000</u>	<u>0.00</u>	<u>0</u>	<u>0.00</u>	
TOTAL - TRF	<u>0</u>	<u>0.00</u>	<u>0</u>	<u>0.00</u>	<u>6,500,000</u>	<u>0.00</u>	<u>0</u>	<u>0.00</u>	
<b>TOTAL</b>	<b>0</b>	<b>0.00</b>	<b>0</b>	<b>0.00</b>	<b>6,500,000</b>	<b>0.00</b>	<b>0</b>	<b>0.00</b>	
<b>Access MO CT - Phase In - 1555048</b>									
FUND TRANSFERS									
GENERAL REVENUE	<u>0</u>	<u>0.00</u>	<u>0</u>	<u>0.00</u>	<u>7,000,000</u>	<u>0.00</u>	<u>0</u>	<u>0.00</u>	
TOTAL - TRF	<u>0</u>	<u>0.00</u>	<u>0</u>	<u>0.00</u>	<u>7,000,000</u>	<u>0.00</u>	<u>0</u>	<u>0.00</u>	
<b>TOTAL</b>	<b>0</b>	<b>0.00</b>	<b>0</b>	<b>0.00</b>	<b>7,000,000</b>	<b>0.00</b>	<b>0</b>	<b>0.00</b>	
<b>GRAND TOTAL</b>	<b>\$62,271,373</b>	<b>0.00</b>	<b>\$66,421,052</b>	<b>0.00</b>	<b>\$73,421,052</b>	<b>0.00</b>	<b>\$0</b>	<b>0.00</b>	

**DECISION ITEM DETAIL**

Budget Unit	FY 2019	FY 2019	FY 2020	FY 2020	FY 2021	FY 2021	*****	*****
Decision Item	ACTUAL	ACTUAL	BUDGET	BUDGET	DEPT REQ	DEPT REQ	SECURED	SECURED
Budget Object Class	DOLLAR	FTE	DOLLAR	FTE	DOLLAR	FTE	COLUMN	COLUMN
<b>ACCESS MISSOURI TRANSFER</b>								
<b>CORE</b>								
TRANSFERS OUT	62,271,373	0.00	66,421,052	0.00	59,921,052	0.00	0	0.00
<b>TOTAL - TRF</b>	<b>62,271,373</b>	<b>0.00</b>	<b>66,421,052</b>	<b>0.00</b>	<b>59,921,052</b>	<b>0.00</b>	<b>0</b>	<b>0.00</b>
<b>GRAND TOTAL</b>	<b>\$62,271,373</b>	<b>0.00</b>	<b>\$66,421,052</b>	<b>0.00</b>	<b>\$59,921,052</b>	<b>0.00</b>	<b>\$0</b>	<b>0.00</b>
GENERAL REVENUE	\$36,854,553	0.00	\$45,954,385	0.00	\$45,954,385	0.00		0.00
FEDERAL FUNDS	\$0	0.00	\$0	0.00	\$0	0.00		0.00
OTHER FUNDS	\$25,416,820	0.00	\$20,466,667	0.00	\$13,966,667	0.00		0.00



**NEW DECISION ITEM**

RANK: 5 OF 7

Department of Higher Education and Workforce Development  
 Division of Missouri Grants and Scholarships  
 Core Transfer - Access Missouri Financial Assistance Program DI# 1555031

Budget Unit 55648C  
 HB Section 3.055

**1. AMOUNT OF REQUEST**

	FY 2021 Budget Request				E
	GR	Federal	Other	Total	
PS	0	0		0	0
EE	0	0		0	0
PSD	0	0		0	0
TRF	6,500,000			6,500,000	
<b>Total</b>	<b>6,500,000</b>	<b>0</b>		<b>6,500,000</b>	

	FY 2021 Governor's Recommendation				E
	GR	Federal	Other	Total	
PS	0	0		0	0
EE	0	0		0	0
PSD	0	0		0	0
TRF	0	0		0	0
<b>Total</b>	<b>0</b>	<b>0</b>		<b>0</b>	<b>0</b>

FTE 0.00 0.00 0.00 0.00

FTE 0.00 0.00 0.00 0.00

<b>Est. Fringe</b>	0	0	0	0
--------------------	---	---	---	---

<b>Est. Fringe</b>	0	0	0	0
--------------------	---	---	---	---

*Note: Fringes budgeted in House Bill 5 except for certain fringes budgeted directly to MoDOT, Highway Patrol, and Conservation.*

*Note: Fringes budgeted in House Bill 5 except for certain fringes budgeted directly to MoDOT, Highway Patrol, and Conservation.*

Other Funds:

Other Funds:

**2. THIS REQUEST CAN BE CATEGORIZED AS:**

<input type="checkbox"/> New Legislation	<input type="checkbox"/> New Program	<input type="checkbox"/> Fund Switch
<input type="checkbox"/> Federal Mandate	<input type="checkbox"/> Program Expansion	<input type="checkbox"/> Cost to Continue
<input checked="" type="checkbox"/> GR Pick-Up	<input type="checkbox"/> Space Request	<input type="checkbox"/> Equipment Replacement
<input type="checkbox"/> Pay Plan	<input type="checkbox"/> Other: _____	

**3. WHY IS THIS FUNDING NEEDED? PROVIDE AN EXPLANATION FOR ITEMS CHECKED IN #2. INCLUDE THE FEDERAL OR STATE STATUTORY OR CONSTITUTIONAL AUTHORIZATION FOR THIS PROGRAM.**

The Access Missouri Financial Assistance Program, authorized by Sections 173.1101-173.1107, RSMo, provides need-based financial aid to eligible Missouri residents. A student's financial need, as represented by their expected family contribution (EFC), is calculated based on the standard federal needs analysis formula. Students with an EFC at or below the established cutoff are eligible for an award. Award amounts are graduated, using the statutory formula, based on the student's EFC. Within available funding, eligible students receive the highest award possible up to the maximum established by statute.

During the FY 2018 budget process, a fund switch of \$5.5 million from general revenue to the guaranty agency operating fund occurred. In FY 2019, a fund switch of an additional \$8 million from general revenue to the MDHE Loan Operating fund occurred, resulting in a total of \$13.5 million appropriated from the guaranty agency operating fund. In FY 2020, \$7 million was returned back to general revenue funding. For FY 2021, the remaining balance of \$6,500,000 needs to return back to general revenue to ensure the solvency of the loan program. Per agreements with the US Secretary of Education, the MDHEWD is obligated to fulfill its duties as a student loan guaranty agency, which vary based on the economic environment, federal regulatory changes, and other unpredictable factors. The guaranty agency operating fund cannot sustain multiple transfers to the Access Missouri Financial Assistance Program without compromising its primary obligation to the US Secretary of Education and Missouri student loan borrowers.

**NEW DECISION ITEM**

RANK: 5 OF 7

Department of Higher Education and Workforce Development Budget Unit 55648C  
 Division of Missouri Grants and Scholarships  
 Core Transfer - Access Missouri Financial Assistance Program DI# 1555031 HB Section 3.055

**4. DESCRIBE THE DETAILED ASSUMPTIONS USED TO DERIVE THE SPECIFIC REQUESTED AMOUNT. (How did you determine that the requested number of FTE were appropriate? From what source or standard did you derive the requested levels of funding? Were alternatives such as outsourcing or automation considered? If based on new legislation, does request tie to TAFP fiscal note? If not, explain why. Detail which portions of the request are one-times and how those amounts were calculated.)**

The amount necessary to fund the program at current levels did not change. Fund switches totaling \$13.5 million occurred in FY 2018 and FY 2019 to appropriate the funds from the guaranty agency operating fund. The FY 2020 budget returned \$7 million of the \$13.5 million appropriated from the guaranty agency operating fund to general revenue in order to keep the loan program viable. At this time, the final \$6.5 million needs to return to general revenue funding.

**5. BREAK DOWN THE REQUEST BY BUDGET OBJECT CLASS, JOB CLASS, AND FUND SOURCE. IDENTIFY ONE-TIME COSTS.**

Budget Object Class/Job Class	Dept Req	GR DOLLARS	Dept Req	Dept Req	Dept Req	Dept Req	Dept Req	Dept Req	Dept Req	Dept Req	E
			GR FTE	FED DOLLARS	FED FTE	OTHER DOLLARS	OTHER FTE	TOTAL DOLLARS	TOTAL FTE	One-Time DOLLARS	
									0		
									0	0.0	
<b>Total PS</b>		<b>0</b>	<b>0.0</b>	<b>0</b>	<b>0.0</b>	<b>0</b>	<b>0.0</b>	<b>0</b>	<b>0</b>	<b>0.0</b>	<b>0</b>
									0		
									0		
<b>Total EE</b>		<b>0</b>		<b>0</b>		<b>0</b>		<b>0</b>	<b>0</b>		<b>0</b>
Program Distributions		0							0		
<b>Total PSD</b>		<b>0</b>		<b>0</b>		<b>0</b>		<b>0</b>	<b>0</b>		<b>0</b>
Transfers		6,500,000							6,500,000		
<b>Total TRF</b>		<b>6,500,000</b>		<b>0</b>		<b>0</b>		<b>0</b>	<b>6,500,000</b>		<b>0</b>
<b>Grand Total</b>		<b>6,500,000</b>	<b>0.0</b>	<b>0</b>	<b>0.0</b>	<b>0</b>	<b>0.0</b>	<b>0</b>	<b>6,500,000</b>	<b>0.0</b>	<b>0</b>

**NEW DECISION ITEM**

RANK: 5 OF 7

**Department of Higher Education and Workforce Development**

**Budget Unit** 55648C

**Division of Missouri Grants and Scholarships**

**Core Transfer - Access Missouri Financial Assistance Program** **DI# 1555031**

**HB Section** 3.055

Budget Object Class/Job Class	Gov Rec	GR DOLLARS	Gov Rec	Gov Rec	Gov Rec	Gov Rec	Gov Rec	Gov Rec	Gov Rec	Gov Rec	E
			GR	FED	FED	OTHER	OTHER	TOTAL	TOTAL	One-Time	
			FTE	DOLLARS	FTE	DOLLARS	FTE	DOLLARS	FTE	DOLLARS	
									0		
									0	0.0	
<b>Total PS</b>		<b>0</b>	<b>0.0</b>	<b>0</b>	<b>0.0</b>	<b>0</b>	<b>0.0</b>	<b>0</b>	<b>0</b>	<b>0.0</b>	<b>0</b>
									0		
									0		
									0		
<b>Total EE</b>		<b>0</b>		<b>0</b>		<b>0</b>		<b>0</b>	<b>0</b>		<b>0</b>
Program Distributions		0							0		
<b>Total PSD</b>		<b>0</b>		<b>0</b>		<b>0</b>		<b>0</b>	<b>0</b>		<b>0</b>
Transfers											
<b>Total TRF</b>		<b>0</b>		<b>0</b>		<b>0</b>		<b>0</b>	<b>0</b>		<b>0</b>
<b>Grand Total</b>		<b>0</b>	<b>0.0</b>	<b>0</b>	<b>0.0</b>	<b>0</b>	<b>0.0</b>	<b>0</b>	<b>0</b>	<b>0.0</b>	<b>0</b>

NEW DECISION ITEM

RANK: 5 OF 7

Department of Higher Education and Workforce Development

Budget Unit 55648C

Division of Missouri Grants and Scholarships

Core Transfer - Access Missouri Financial Assistance Program DI# 1555031

HB Section 3.055

6. PERFORMANCE MEASURES (If new decision item has an associated core, separately identify projected performance with & without additional funding.)

6a. Provide an activity measure(s) for the program.

N/A

6b. Provide a measure(s) of the program's quality.

N/A

6c. Provide a measure(s) of the program's impact.

N/A

6d. Provide a measure(s) of the program's efficiency.

N/A

**NEW DECISION ITEM**

RANK: 5 OF 7

**Department of Higher Education and Workforce Development**

**Budget Unit** 55648C

**Division of Missouri Grants and Scholarships**

**Core Transfer - Access Missouri Financial Assistance Program** **DI# 1555031**

**HB Section** 3.055

**7. STRATEGIES TO ACHIEVE THE PERFORMANCE MEASUREMENT TARGETS:**

**DECISION ITEM DETAIL**

Budget Unit	FY 2019	FY 2019	FY 2020	FY 2020	FY 2021	FY 2021	*****	*****
Decision Item	ACTUAL	ACTUAL	BUDGET	BUDGET	DEPT REQ	DEPT REQ	SECURED	SECURED
Budget Object Class	DOLLAR	FTE	DOLLAR	FTE	DOLLAR	FTE	COLUMN	COLUMN
<b>ACCESS MISSOURI TRANSFER</b>								
Access Fund Switch - 1555031								
TRANSFERS OUT	0	0.00	0	0.00	6,500,000	0.00	0	0.00
<b>TOTAL - TRF</b>	<b>0</b>	<b>0.00</b>	<b>0</b>	<b>0.00</b>	<b>6,500,000</b>	<b>0.00</b>	<b>0</b>	<b>0.00</b>
<b>GRAND TOTAL</b>	<b>\$0</b>	<b>0.00</b>	<b>\$0</b>	<b>0.00</b>	<b>\$6,500,000</b>	<b>0.00</b>	<b>\$0</b>	<b>0.00</b>
GENERAL REVENUE	\$0	0.00	\$0	0.00	\$6,500,000	0.00		0.00
FEDERAL FUNDS	\$0	0.00	\$0	0.00	\$0	0.00		0.00
OTHER FUNDS	\$0	0.00	\$0	0.00	\$0	0.00		0.00

**NEW DECISION ITEM**

RANK: 6 OF 7

Department of Higher Education and Workforce Development Budget Unit 55648C  
 Division of Missouri Grants and Scholarships  
 Core Transfer - Access Missouri Financial Assistance Program DI#1555048 HB Section 3.050

**1. AMOUNT OF REQUEST**

	FY 2021 Budget Request				E
	GR	Federal	Other	Total	
PS	0	0		0	0
EE	0	0		0	0
PSD	7,000,000	0		7,000,000	
TRF	0	0		0	0
<b>Total</b>	<b>7,000,000</b>	<b>0</b>		<b>7,000,000</b>	

FTE 0.00 0.00 0.00 0.00

<b>Est. Fringe</b>	0	0	0	0
--------------------	---	---	---	---

*Note: Fringes budgeted in House Bill 5 except for certain fringes budgeted directly to MoDOT, Highway Patrol, and Conservation.*

Other Funds:

	FY 2021 Governor's Recommendation				E
	GR	Federal	Other	Total	
PS	0	0		0	0
EE	0	0		0	0
PSD	0	0		0	0
TRF	0	0		0	0
<b>Total</b>	<b>0</b>	<b>0</b>		<b>0</b>	

FTE 0.00 0.00 0.00 0.00

<b>Est. Fringe</b>	0	0	0	0
--------------------	---	---	---	---

*Note: Fringes budgeted in House Bill 5 except for certain fringes budgeted directly to MoDOT, Highway Patrol, and Conservation.*

Other Funds:

**2. THIS REQUEST CAN BE CATEGORIZED AS:**

<input type="checkbox"/> New Legislation	<input type="checkbox"/> New Program	<input type="checkbox"/> Fund Switch
<input type="checkbox"/> Federal Mandate	<input type="checkbox"/> Program Expansion	<input checked="" type="checkbox"/> Cost to Continue
<input type="checkbox"/> GR Pick-Up	<input type="checkbox"/> Space Request	<input type="checkbox"/> Equipment Replacement
<input type="checkbox"/> Pay Plan	<input type="checkbox"/> Other: _____	

NEW DECISION ITEM

RANK: 6 OF 7

Department of Higher Education and Workforce Development Budget Unit 55648C

Division of Missouri Grants and Scholarships

Core Transfer - Access Missouri Financial Assistance Program DI#1555048 HB Section 3.050

**3. WHY IS THIS FUNDING NEEDED? PROVIDE AN EXPLANATION FOR ITEMS CHECKED IN #2. INCLUDE THE FEDERAL OR STATE STATUTORY OR CONSTITUTIONAL AUTHORIZATION FOR THIS PROGRAM.**

The Access Missouri Financial Assistance Program, authorized by Sections 173.1101-173.1107, RSMo, provides need-based financial aid to eligible Missouri residents. A student's financial need, as represented by their expected family contribution (EFC), is calculated based on the standard federal needs analysis formula. Students with an EFC at or below the established cutoff are eligible for an award. Award amounts are graduated, using the statutory formula, based on the student's EFC. Within available funding, eligible students receive the highest award possible up to the maximum established by statute.

The program's broad eligibility base coupled with limited funding has eroded award amounts significantly from full funding of statutory maximums achieved in FY 2009. Award amounts declined from 79% of the statutory maximum award in FY 2017 to 70% of the statutory maximum award in FY 2018. Since then, award amounts have slowly increased to 72% of the statutory maximum award in FY 2019 and 75% of the statutory maximum in FY 2020. This request would continue that upward trend by increasing award amounts to 82% of the statutory maximum award for FY 2021.

This request is the first phase of a three year plan to increase award amounts to the maximum established by statute, which will require approximately \$21 million at full implementation.

**4. DESCRIBE THE DETAILED ASSUMPTIONS USED TO DERIVE THE SPECIFIC REQUESTED AMOUNT. (How did you determine that the requested number of FTE were appropriate? From what source or standard did you derive the requested levels of funding? Were alternatives such as outsourcing or automation considered? If based on new legislation, does request tie to TAFP fiscal note? If not, explain why. Detail which portions of the request are one-times and how those amounts were calculated.)**

With the addition of the new decision item, the total transfer for the program would be approximately \$73.4 million. After allowing for the statutory reserve, it is estimated approximately \$71.3 million would be available for distribution. It is assumed the utilization rate for the program (the percent of eligible students that actually receive an award) will remain constant at 50% and the number of recipients will decline to approximately 43,000. At 82% of the statutory maximum, actual maximum award amounts would be \$2,340 for students attending four-year public institutions, independent institutions, virtual institutions, and State Technical College, and \$1,070 for students at public two-year institutions. This constitutes an increase of \$290 and \$130 respectively per recipient and results in a total estimated expenditure of between \$72 and 73 million, depending on actual utilization and recipient numbers.



**NEW DECISION ITEM**

RANK: 6 OF 7

Department of Higher Education and Workforce Development Budget Unit 55648C

Division of Missouri Grants and Scholarships

Core Transfer - Access Missouri Financial Assistance Program DI#1555048 HB Section 3.050

**5. BREAK DOWN THE REQUEST BY BUDGET OBJECT CLASS, JOB CLASS, AND FUND SOURCE. IDENTIFY ONE-TIME COSTS.**

Budget Object Class/Job Class	Dept Req	GR	Dept Req	Dept Req	Dept Req	Dept Req	Dept Req	Dept Req	Dept Req	Dept Req	E
	DOLLARS		FTE	DOLLARS	FTE	DOLLARS	FTE	DOLLARS	FTE	DOLLARS	
										0	
										0	0.0
<b>Total PS</b>		<b>0</b>	<b>0.0</b>	<b>0</b>	<b>0.0</b>	<b>0</b>	<b>0.0</b>	<b>0</b>	<b>0.0</b>	<b>0</b>	<b>0</b>
										0	
										0	
<b>Total EE</b>		<b>0</b>		<b>0</b>		<b>0</b>		<b>0</b>		<b>0</b>	<b>0</b>
Program Distributions		7,000,000						7,000,000			
<b>Total PSD</b>		<b>7,000,000</b>		<b>0</b>		<b>0</b>		<b>7,000,000</b>		<b>0</b>	
Transfers											
<b>Total TRF</b>		<b>0</b>		<b>0</b>		<b>0</b>		<b>0</b>		<b>0</b>	<b>0</b>
<b>Grand Total</b>		<b>7,000,000</b>	<b>0.0</b>	<b>0</b>	<b>0.0</b>	<b>0</b>	<b>0.0</b>	<b>7,000,000</b>	<b>0.0</b>	<b>0</b>	

**NEW DECISION ITEM**

RANK: 6 OF 7

Department of Higher Education and Workforce Development Budget Unit 55648C

Division of Missouri Grants and Scholarships

Core Transfer - Access Missouri Financial Assistance Program DI#1555048 HB Section 3.050

Budget Object Class/Job Class	Gov Rec GR DOLLARS	Gov Rec GR FTE	Gov Rec FED DOLLARS	Gov Rec FED FTE	Gov Rec OTHER DOLLARS	Gov Rec OTHER FTE	Gov Rec TOTAL DOLLARS	Gov Rec TOTAL FTE	Gov Rec One-Time DOLLARS	E
							0			
							0	0.0		
<b>Total PS</b>	<u>0</u>	<u>0.0</u>	<u>0</u>	<u>0.0</u>	<u>0</u>	<u>0.0</u>	<u>0</u>	<u>0.0</u>	<u>0</u>	
							0			
							0			
							0			
<b>Total EE</b>	<u>0</u>		<u>0</u>		<u>0</u>		<u>0</u>		<u>0</u>	
Program Distributions	<u>0</u>		<u>0</u>		<u>0</u>		<u>0</u>			
<b>Total PSD</b>	<u>0</u>		<u>0</u>		<u>0</u>		<u>0</u>		<u>0</u>	
Transfers										
<b>Total TRF</b>	<u>0</u>		<u>0</u>		<u>0</u>		<u>0</u>		<u>0</u>	
<b>Grand Total</b>	<u>0</u>	<u>0.0</u>	<u>0</u>	<u>0.0</u>	<u>0</u>	<u>0.0</u>	<u>0</u>	<u>0.0</u>	<u>0</u>	

NEW DECISION ITEM

RANK: 6 OF 7

Department of Higher Education and Workforce Development Budget Unit 55648C

Division of Missouri Grants and Scholarships

Core Transfer - Access Missouri Financial Assistance Program DI#1555048 HB Section 3.050

6. PERFORMANCE MEASURES (If new decision item has an associated core, separately identify projected performance with & without additional funding.)

6a. Provide an activity measure(s) for the program.

N/A

6b. Provide a measure(s) of the program's quality.

N/A

6c. Provide a measure(s) of the program's impact.

N/A

6d. Provide a measure(s) of the program's efficiency.

N/A

**NEW DECISION ITEM**

RANK: 6 OF 7

<b>Department of Higher Education and Workforce Development</b>	<b>Budget Unit</b>	<u>55648C</u>
<b>Division of Missouri Grants and Scholarships</b>		
<b>Core Transfer - Access Missouri Financial Assistance Program</b> <b>DI#1555048</b>	<b>HB Section</b>	<u>3.050</u>

**7. STRATEGIES TO ACHIEVE THE PERFORMANCE MEASUREMENT TARGETS:**

Because the MDHEWD has very limited ability to impact these measures, they are identified as projections rather than targets. However, in order to be effective, student financial assistance programs must provide consistent and reliable financial help to students. For this program, that means it is critical to maintain the full reimbursement of tuition and fees for individuals that meet the eligibility requirements during their high school years. This request, which is required to maintain full reimbursement, will maintain that commitment to these students and, as such, should continue to encourage students to do the work necessary to achieve and maintain scholarship eligibility.

**DECISION ITEM DETAIL**

Budget Unit	FY 2019	FY 2019	FY 2020	FY 2020	FY 2021	FY 2021	*****	*****
Decision Item	ACTUAL	ACTUAL	BUDGET	BUDGET	DEPT REQ	DEPT REQ	SECURED	SECURED
Budget Object Class	DOLLAR	FTE	DOLLAR	FTE	DOLLAR	FTE	COLUMN	COLUMN
<b>ACCESS MISSOURI TRANSFER</b>								
<b>Access MO CT - Phase In - 1555048</b>								
TRANSFERS OUT	0	0.00	0	0.00	7,000,000	0.00	0	0.00
<b>TOTAL - TRF</b>	<b>0</b>	<b>0.00</b>	<b>0</b>	<b>0.00</b>	<b>7,000,000</b>	<b>0.00</b>	<b>0</b>	<b>0.00</b>
<b>GRAND TOTAL</b>	<b>\$0</b>	<b>0.00</b>	<b>\$0</b>	<b>0.00</b>	<b>\$7,000,000</b>	<b>0.00</b>	<b>\$0</b>	<b>0.00</b>
GENERAL REVENUE	\$0	0.00	\$0	0.00	\$7,000,000	0.00		0.00
FEDERAL FUNDS	\$0	0.00	\$0	0.00	\$0	0.00		0.00
OTHER FUNDS	\$0	0.00	\$0	0.00	\$0	0.00		0.00

**CORE DECISION ITEM**

<b>Department of Higher Education and Workforce Development</b>	<b>Budget Unit</b>	55651C
<b>Division of Missouri Student Grants and Scholarships</b>	<b>HB Section</b>	3.055
<b>Core - Access Missouri Financial Assistance Program</b>		

**1. CORE FINANCIAL SUMMARY**

	FY 2021 Budget Request						FY 2021 Governor's Recommendation				
	GR	Federal	Other	Total	E		GR	Federal	Other	Total	E
PS	0	0	0	0	0	PS	0	0	0	0	
EE	0	0	0	0	0	EE	0	0	0	0	
PSD	0	0	79,460,000	79,460,000		PSD	0	0	0	0	
TRF	0	0	0	0		TRF	0	0	0	0	
<b>Total</b>	<b>0</b>	<b>0</b>	<b>79,460,000</b>	<b>79,460,000</b>		<b>Total</b>	<b>0</b>	<b>0</b>	<b>0</b>	<b>0</b>	
<b>FTE</b>	<b>0.00</b>	<b>0.00</b>	<b>0.00</b>	<b>0.00</b>		<b>FTE</b>	<b>0.00</b>	<b>0.00</b>	<b>0.00</b>	<b>0.00</b>	

<i>Est. Fringe</i>	0	0	0	0
<i>Note: Fringes budgeted in House Bill 5 except for certain fringes budgeted directly to MoDOT, Highway Patrol, and Conservation.</i>				

<i>Est. Fringe</i>	0	0	0	0
<i>Note: Fringes budgeted in House Bill 5 except for certain fringes budgeted directly to MoDOT, Highway Patrol, and Conservation.</i>				

Other Funds: Access MO Financial Assistance Fund (0791)

Other Funds:

**2. CORE DESCRIPTION**

The Access Missouri Financial Assistance Program was created by SB 389 (2007). This program is designed to provide need-based financial aid to eligible Missouri residents. A student's financial need, as represented by their expected family contribution (EFC), is calculated based on the standard federal needs analysis formula. Students with an EFC at or below the established cutoff are eligible for an award. Award amounts are graduated, using the statutory formula, based on the student's EFC. Within available funding, eligible students receive the highest award possible, up to the maximum established by statute. For FY 2020, awards are set at 75 percent of the statutory maximum and range from \$300 to \$980 at public two-year institutions and from \$1,500 to \$2,140 at public four-year institutions, independent institutions, virtual institutions, and State Technical College of Missouri. For FY 2019, awards were set at 72 percent of the statutory maximum and ranged from \$300 to \$940 at public two-year institutions and from \$1,500 to \$2,050 at all other eligible institutions.

There are two appropriations for this program. The core transfer appropriation provides the funds to be spent while the core appropriation provides the spending authority limit. This core request of \$79,460,000 will provide grants to an estimated 43,000 students.

**CORE DECISION ITEM**

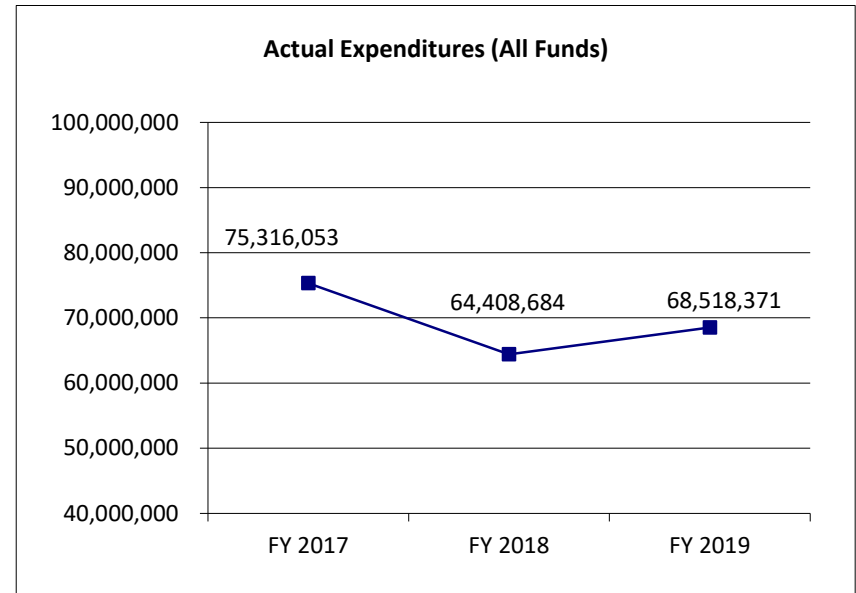
<b>Department of Higher Education and Workforce Development</b>	<b>Budget Unit</b>	<u>55651C</u>
<b>Division of Missouri Student Grants and Scholarships</b>		
<b>Core - Access Missouri Financial Assistance Program</b>	<b>HB Section</b>	<u>3.055</u>

**3. PROGRAM LISTING (list programs included in this core funding)**

Access Missouri Financial Assistance Program

**4. FINANCIAL HISTORY**

	<b>FY 2017 Actual</b>	<b>FY 2018 Actual</b>	<b>FY 2019 Actual</b>	<b>FY 2020 Current Yr.</b>
Appropriation (All Funds)	76,500,000	76,500,000	78,500,000	79,460,000
Less Reverted (All Funds)	0	0	0	0
Less Restricted (All Funds)	0	0	0	0
Budget Authority (All Funds)	76,500,000	76,500,000	78,500,000	N/A
Actual Expenditures (All Funds)	75,316,053	64,408,684	68,518,371	N/A
Unexpended (All Funds)	1,183,947	12,091,316	9,981,629	N/A
Unexpended, by Fund:				
General Revenue	0	0	0	N/A
Federal	0	0	0	N/A
Other	1,183,947	12,091,316	9,981,629	N/A
Amount Available to Spend*	75,316,053	64,408,684	68,518,371	
Actual Expenditures	75,316,053	64,408,684	68,518,371	
<b>Actual Unexpended</b>	<b>0</b>	<b>0</b>	<b>0</b>	



\*FY 17, FY 17, & FY 19 - Includes the transfer, returned funds that were available to be re-spent, interest, and, if applicable, the beginning cash balance utilized.

Reverted includes the statutory three-percent reserve amount (when applicable).

Restricted includes any Governor's Expenditure Restrictions which remained at the end of the fiscal year (when applicable).

**NOTES:**

**CORE RECONCILIATION DETAIL**

---

**DEPARTMENT OF HIGHER EDUCATION  
ACCESS MISSOURI**

---

**5. CORE RECONCILIATION DETAIL**

---

	<b>Budget Class</b>	<b>FTE</b>	<b>GR</b>	<b>Federal</b>	<b>Other</b>	<b>Total</b>	<b>Explanation</b>
<b>TAFP AFTER VETOES</b>							
	PD	0.00	0	0	79,460,000	79,460,000	
	<b>Total</b>	<b>0.00</b>	<b>0</b>	<b>0</b>	<b>79,460,000</b>	<b>79,460,000</b>	
<b>DEPARTMENT CORE REQUEST</b>							
	PD	0.00	0	0	79,460,000	79,460,000	
	<b>Total</b>	<b>0.00</b>	<b>0</b>	<b>0</b>	<b>79,460,000</b>	<b>79,460,000</b>	
<b>GOVERNOR'S RECOMMENDED CORE</b>							
	PD	0.00	0	0	79,460,000	79,460,000	
	<b>Total</b>	<b>0.00</b>	<b>0</b>	<b>0</b>	<b>79,460,000</b>	<b>79,460,000</b>	



**DECISION ITEM SUMMARY**

Budget Unit									
Decision Item	FY 2019	FY 2019	FY 2020	FY 2020	FY 2021	FY 2021	*****	*****	
Budget Object Summary	ACTUAL	ACTUAL	BUDGET	BUDGET	DEPT REQ	DEPT REQ	SECURED	SECURED	
Fund	DOLLAR	FTE	DOLLAR	FTE	DOLLAR	FTE	COLUMN	COLUMN	
<b>ACCESS MISSOURI</b>									
<b>CORE</b>									
PROGRAM-SPECIFIC									
ACCESS MO FINANCIAL ASSISTANCE	68,518,371	0.00	79,460,000	0.00	79,460,000	0.00	0	0.00	
TOTAL - PD	68,518,371	0.00	79,460,000	0.00	79,460,000	0.00	0	0.00	
<b>TOTAL</b>	<b>68,518,371</b>	<b>0.00</b>	<b>79,460,000</b>	<b>0.00</b>	<b>79,460,000</b>	<b>0.00</b>	<b>0</b>	<b>0.00</b>	
<b>GRAND TOTAL</b>	<b>\$68,518,371</b>	<b>0.00</b>	<b>\$79,460,000</b>	<b>0.00</b>	<b>\$79,460,000</b>	<b>0.00</b>	<b>\$0</b>	<b>0.00</b>	

**DECISION ITEM DETAIL**

Budget Unit	FY 2019	FY 2019	FY 2020	FY 2020	FY 2021	FY 2021	*****	*****
Decision Item	ACTUAL	ACTUAL	BUDGET	BUDGET	DEPT REQ	DEPT REQ	SECURED	SECURED
Budget Object Class	DOLLAR	FTE	DOLLAR	FTE	DOLLAR	FTE	COLUMN	COLUMN
<b>ACCESS MISSOURI</b>								
<b>CORE</b>								
PROGRAM DISTRIBUTIONS	68,518,321	0.00	79,460,000	0.00	79,460,000	0.00	0	0.00
REFUNDS	50	0.00	0	0.00	0	0.00	0	0.00
<b>TOTAL - PD</b>	<b>68,518,371</b>	<b>0.00</b>	<b>79,460,000</b>	<b>0.00</b>	<b>79,460,000</b>	<b>0.00</b>	<b>0</b>	<b>0.00</b>
<b>GRAND TOTAL</b>	<b>\$68,518,371</b>	<b>0.00</b>	<b>\$79,460,000</b>	<b>0.00</b>	<b>\$79,460,000</b>	<b>0.00</b>	<b>\$0</b>	<b>0.00</b>
GENERAL REVENUE	\$0	0.00	\$0	0.00	\$0	0.00		0.00
FEDERAL FUNDS	\$0	0.00	\$0	0.00	\$0	0.00		0.00
OTHER FUNDS	\$68,518,371	0.00	\$79,460,000	0.00	\$79,460,000	0.00		0.00

**PROGRAM DESCRIPTION**

**Department of Higher Education and Workforce Development**

**HB Section(s): 3.055**

**Access Missouri Financial Assistance Program**

**Program is found in the following core budget(s): Access Missouri Financial Assistance Program**

**1a. What strategic priority does this program address?**

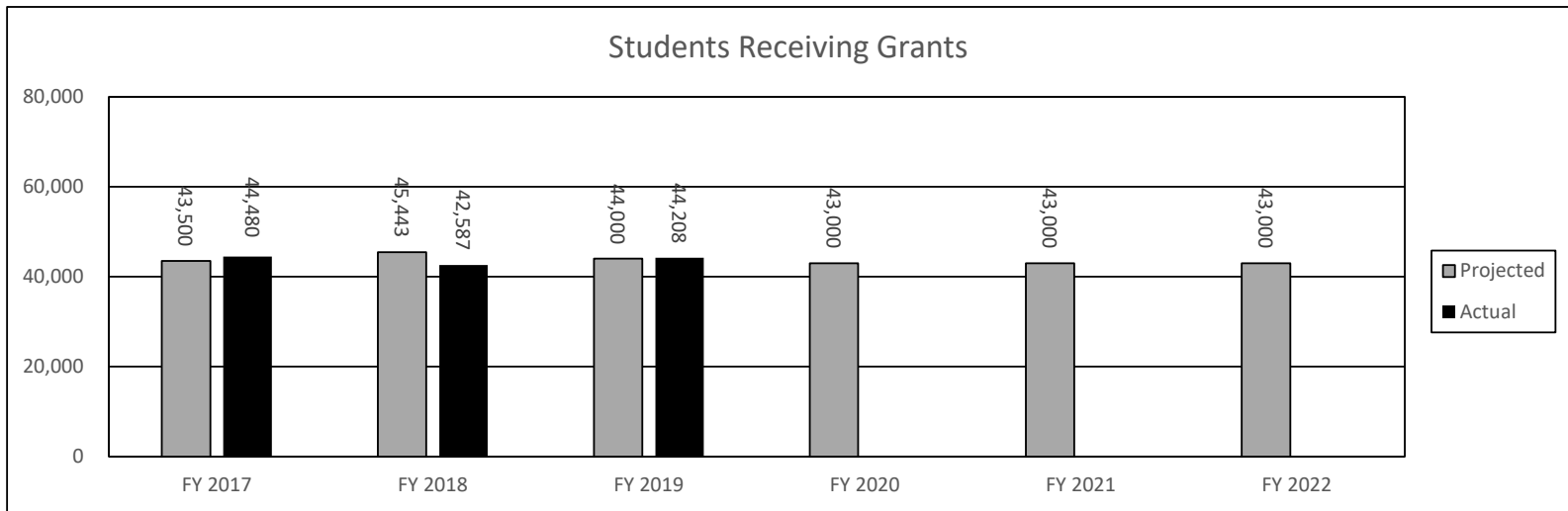
Affordability, Access and success

**1b. What does this program do?**

This need-based program is designed to encourage low-income students to access and persist through higher education by reducing the cost of education. Within the pool of students determined to have financial need, award amounts are structured to provide the most assistance to the students with the greatest financial need. A student's financial need, as represented by their expected family contribution (EFC), is calculated based on the standard federal needs analysis formula. Students with an EFC at or below the established cutoff are eligible for an award amount. Award amounts are graduated, using the statutory formula, based on the student's EFC. Within available funding, eligible students receive the highest award possible, up to the maximum established by statute.

For FY 2019, the program provided average awards of \$671 for students attending public 2-year institutions and \$1,730 for students attending public 4-year institutions, independent institutions, virtual institutions and State Technical College of Missouri. Approximately 44,200 students were served.

**2a. Provide an activity measure(s) for the program.**



**PROGRAM DESCRIPTION**

**Department of Higher Education and Workforce Development**

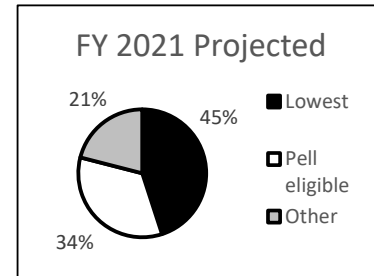
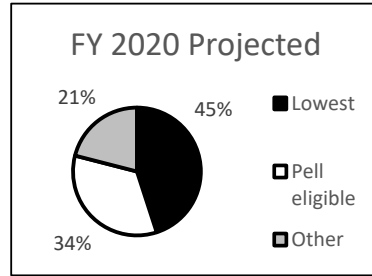
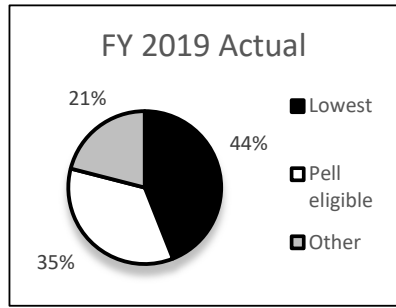
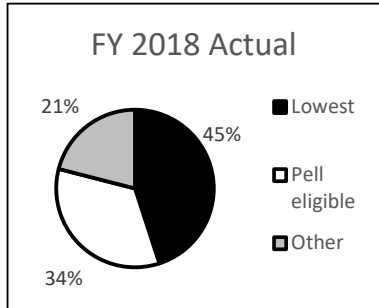
**HB Section(s): 3.055**

**Access Missouri Financial Assistance Program**

**Program is found in the following core budget(s): Access Missouri Financial Assistance Program**

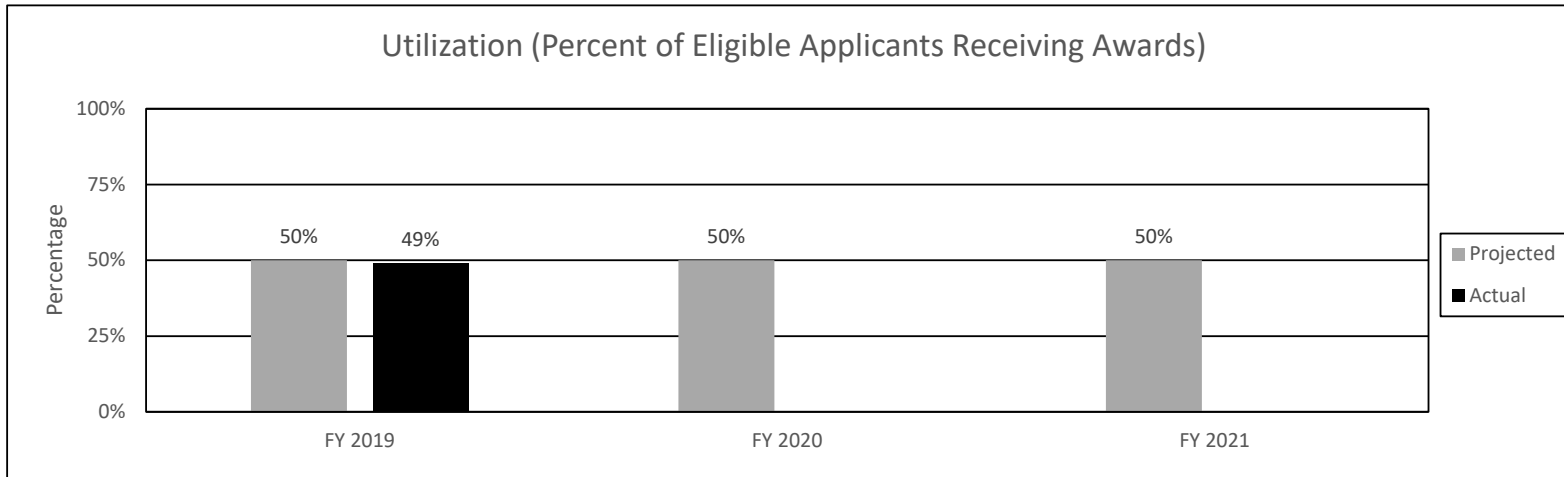
**2b. Provide a measure(s) of the program's quality.**

Percent of funds spent on students in the lowest income categories.



**Note:** The total percent of recipients that are Pell-eligible is the sum of the lowest and Pell-eligible categories.

**2c. Provide a measure(s) of the program's impact.**



**Note:** Total eligible applicants compared to the eligible applicants who received, or are projected to receive, the grant at a participating Missouri postsecondary institution for at least one semester in the applicable academic year.

**PROGRAM DESCRIPTION**

**Department of Higher Education and Workforce Development**

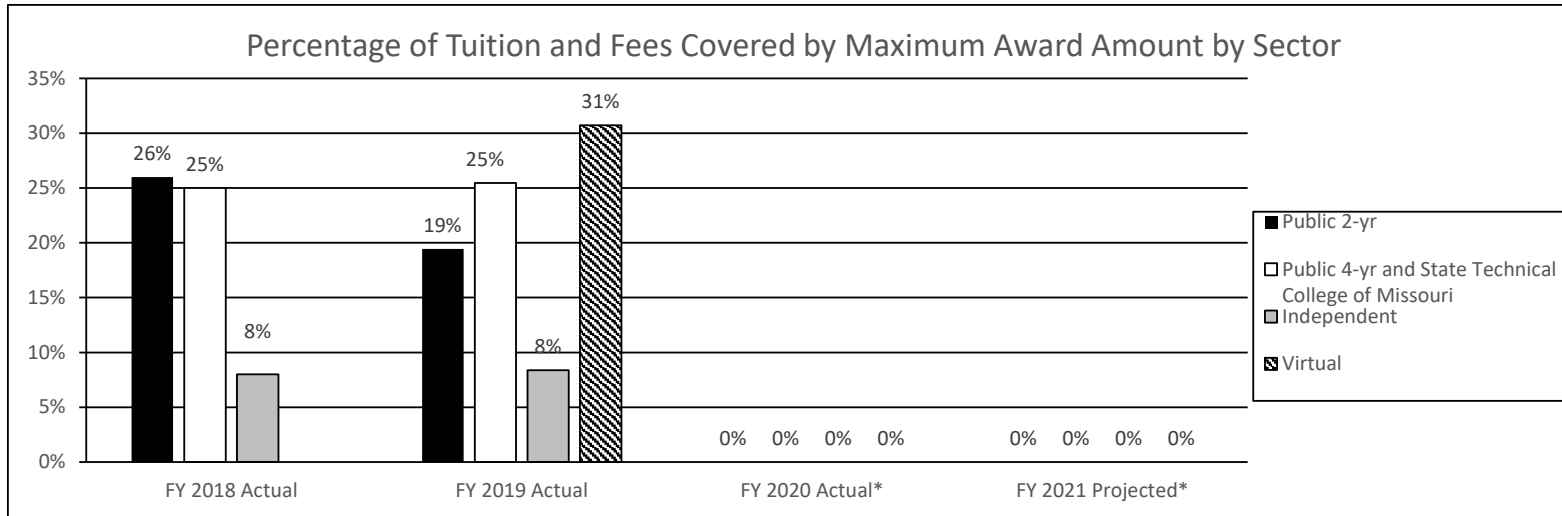
**HB Section(s): 3.055**

**Access Missouri Financial Assistance Program**

**Program is found in the following core budget(s): Access Missouri Financial Assistance Program**

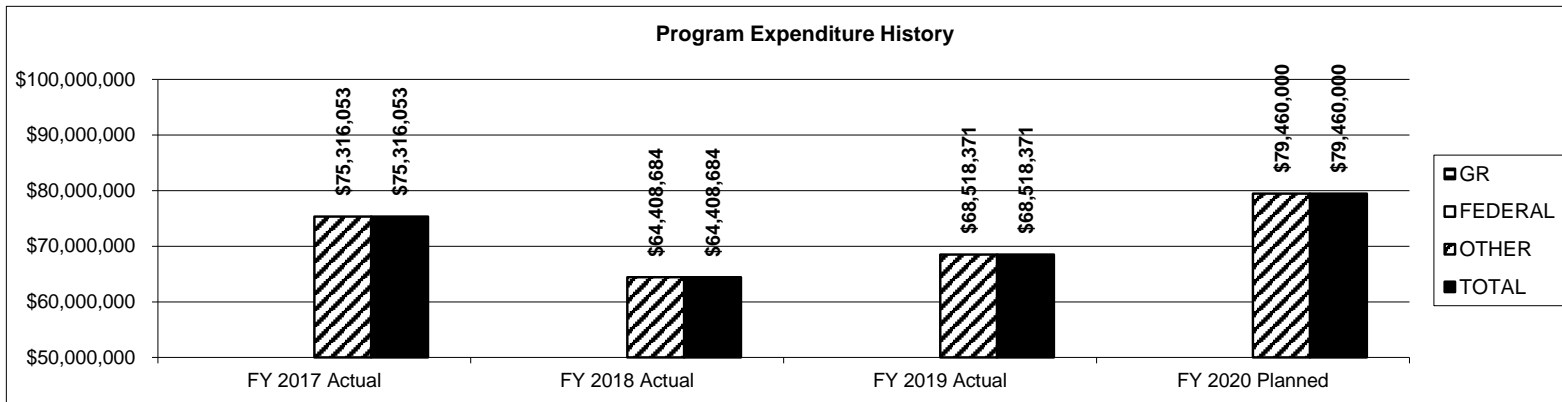
**2d. Provide a measure(s) of the program's efficiency.**

This measure, including the FY 2021 projection, will be updated when the Governor's Recommendation is added as FY 2020 tuition and fee data is not yet available.



**Note:** Average sector tuition compared to actual maximum annual award for that fiscal year. The actual maximum is a percentage of the statutory maximum award when the program is not fully funded. Percent of statutory maximum awards were 72% for FY 2019, and projected at 75% for FY 2020 and FY 2021. Community college tuition is in-district.

**3. Provide actual expenditures for the prior three fiscal years and planned expenditures for the current fiscal year. (Note: Amounts do not include fringe benefit costs.)**



**PROGRAM DESCRIPTION**

**Department of Higher Education and Workforce Development**

**HB Section(s):** 3.055

**Access Missouri Financial Assistance Program**

**Program is found in the following core budget(s):** Access Missouri Financial Assistance Program

**4. What are the sources of the "Other " funds?**

Access Missouri Financial Assistance (0791)

**5. What is the authorization for this program, i.e., federal or state statute, etc.? (Include the federal program number, if applicable.)**

Section 173.1101-173.1107, RSMo

**6. Are there federal matching requirements? If yes, please explain.**

No

**7. Is this a federally mandated program? If yes, please explain.**

No

**CORE DECISION ITEM**

<b>Department of Higher Education and Workforce Development</b>	<b>Budget Unit</b>	<u>55644C</u>
<b>Division of Missouri Student Grants and Scholarships</b>		
<b>Core Transfer- A+ Schools Program</b>	<b>HB Section</b>	<u>3.060</u>

**1. CORE FINANCIAL SUMMARY**

	FY 2021 Budget Request						FY 2021 Governor's Recommendation				
	GR	Federal	Other	Total	E		GR	Federal	Other	Total	E
PS	0	0	0	0	0	PS	0	0	0	0	
EE	0	0	0	0	0	EE	0	0	0	0	
PSD	0	0	0	0	0	PSD	0	0	0	0	
TRF	17,453,878	0	23,659,448	41,113,326		TRF	0	0	0	0	
<b>Total</b>	<b>17,453,878</b>	<b>0</b>	<b>23,659,448</b>	<b>41,113,326</b>		<b>Total</b>	<b>0</b>	<b>0</b>	<b>0</b>	<b>0</b>	
<b>FTE</b>	<b>0.00</b>	<b>0.00</b>	<b>0.00</b>	<b>0.00</b>		<b>FTE</b>	<b>0.00</b>	<b>0.00</b>	<b>0.00</b>	<b>0.00</b>	

<i>Est. Fringe</i>	0	0	0	0
--------------------	---	---	---	---

*Note: Fringes budgeted in House Bill 5 except for certain fringes budgeted directly to MoDOT, Highway Patrol, and Conservation.*

<i>Est. Fringe</i>	0	0	0	0
--------------------	---	---	---	---

*Note: Fringes budgeted in House Bill 5 except for certain fringes budgeted directly to MoDOT, Highway Patrol, and Conservation.*

Other Funds: Lottery Proceeds Fund (0291) - \$21,659,448  
 Institutional Gift Trust Fund (0925) - \$2,000,000

Other Funds:

**2. CORE DESCRIPTION**

There are two appropriations for this program. The core transfer appropriation provides the funds to be spent while the core appropriation provides the spending authority limit. This request is for a transfer from General Revenue, Lottery, and Institutional Gift Trust Fund of funds totaling \$41,113,326 to the A+ tuition reimbursement program.

**CORE DECISION ITEM**

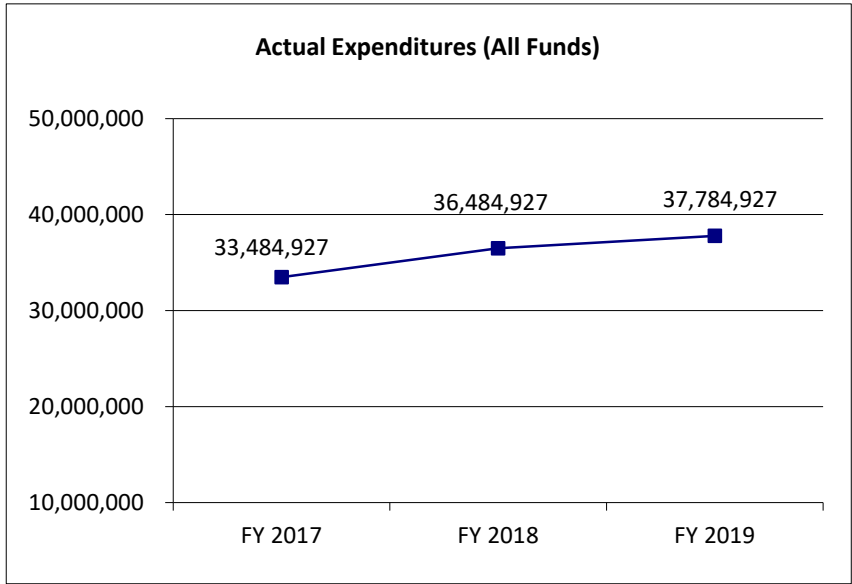
<b>Department of Higher Education and Workforce Development</b>	<b>Budget Unit</b>	<u>55644C</u>
<b>Division of Missouri Student Grants and Scholarships</b>		
<b>Core Transfer- A+ Schools Program</b>	<b>HB Section</b>	<u>3.060</u>

**3. PROGRAM LISTING (list programs included in this core funding)**

A+ Schools Program

**4. FINANCIAL HISTORY**

	<u>FY 2017</u>	<u>FY 2018</u>	<u>FY 2019</u>	<u>FY 2020</u>
	<u>Actual</u>	<u>Actual</u>	<u>Actual</u>	<u>Current Yr.</u>
Appropriation (All Funds)	37,613,326	37,613,326	39,613,326	41,113,326
Less Reverted (All Funds)	(1,128,399)	(1,128,399)	(1,128,399)	(1,173,399)
Less Restricted (All Funds)	(3,000,000)		0	0
Budget Authority (All Funds)	33,484,927	36,484,927	38,484,927	N/A
Actual Expenditures (All Funds)	33,484,927	36,484,927	37,784,927	N/A
Unexpended (All Funds)	0	0	700,000	N/A
Unexpended, by Fund:				
General Revenue	0	0	0	N/A
Federal	0	0	0	N/A
Other	0	0	700,000	N/A



Reverted includes the statutory three-percent reserve amount (when applicable).  
 Restricted includes any Governor's Expenditure Restrictions which remained at the end of the fiscal year (when applicable).

**NOTES:**



**CORE RECONCILIATION DETAIL**

---

**DEPARTMENT OF HIGHER EDUCATION  
A+ SCHOOLS FUND TRANSFER**

---

**5. CORE RECONCILIATION DETAIL**

---

	<b>Budget Class</b>	<b>FTE</b>	<b>GR</b>	<b>Federal</b>	<b>Other</b>	<b>Total</b>	<b>Explanation</b>
<b>TAFP AFTER VETOES</b>							
	TRF	0.00	17,453,878	0	23,659,448	41,113,326	
	<b>Total</b>	<b>0.00</b>	<b>17,453,878</b>	<b>0</b>	<b>23,659,448</b>	<b>41,113,326</b>	
<b>DEPARTMENT CORE REQUEST</b>							
	TRF	0.00	17,453,878	0	23,659,448	41,113,326	
	<b>Total</b>	<b>0.00</b>	<b>17,453,878</b>	<b>0</b>	<b>23,659,448</b>	<b>41,113,326</b>	
<b>GOVERNOR'S RECOMMENDED CORE</b>							
	TRF	0.00	17,453,878	0	23,659,448	41,113,326	
	<b>Total</b>	<b>0.00</b>	<b>17,453,878</b>	<b>0</b>	<b>23,659,448</b>	<b>41,113,326</b>	

**DECISION ITEM SUMMARY**

Budget Unit									
Decision Item	FY 2019	FY 2019	FY 2020	FY 2020	FY 2021	FY 2021	*****	*****	
Budget Object Summary	ACTUAL	ACTUAL	BUDGET	BUDGET	DEPT REQ	DEPT REQ	SECURED	SECURED	
Fund	DOLLAR	FTE	DOLLAR	FTE	DOLLAR	FTE	COLUMN	COLUMN	
<b>A+ SCHOOLS FUND TRANSFER</b>									
<b>CORE</b>									
FUND TRANSFERS									
GENERAL REVENUE	15,475,262	0.00	17,453,878	0.00	17,453,878	0.00	0	0.00	
LOTTERY PROCEEDS	21,009,665	0.00	21,659,448	0.00	21,659,448	0.00	0	0.00	
INSTITUTION GIFT TRUST	1,300,000	0.00	2,000,000	0.00	2,000,000	0.00	0	0.00	
TOTAL - TRF	<u>37,784,927</u>	<u>0.00</u>	<u>41,113,326</u>	<u>0.00</u>	<u>41,113,326</u>	<u>0.00</u>	<u>0</u>	<u>0.00</u>	
<b>TOTAL</b>	<b>37,784,927</b>	<b>0.00</b>	<b>41,113,326</b>	<b>0.00</b>	<b>41,113,326</b>	<b>0.00</b>	<b>0</b>	<b>0.00</b>	
<b>A+ Core Transfer Increase - 1555034</b>									
FUND TRANSFERS									
GENERAL REVENUE	0	0.00	0	0.00	4,800,000	0.00	0	0.00	
TOTAL - TRF	<u>0</u>	<u>0.00</u>	<u>0</u>	<u>0.00</u>	<u>4,800,000</u>	<u>0.00</u>	<u>0</u>	<u>0.00</u>	
<b>TOTAL</b>	<b>0</b>	<b>0.00</b>	<b>0</b>	<b>0.00</b>	<b>4,800,000</b>	<b>0.00</b>	<b>0</b>	<b>0.00</b>	
<b>GRAND TOTAL</b>	<b>\$37,784,927</b>	<b>0.00</b>	<b>\$41,113,326</b>	<b>0.00</b>	<b>\$45,913,326</b>	<b>0.00</b>	<b>\$0</b>	<b>0.00</b>	

**DECISION ITEM DETAIL**

Budget Unit	FY 2019	FY 2019	FY 2020	FY 2020	FY 2021	FY 2021	*****	*****
Decision Item	ACTUAL	ACTUAL	BUDGET	BUDGET	DEPT REQ	DEPT REQ	SECURED	SECURED
Budget Object Class	DOLLAR	FTE	DOLLAR	FTE	DOLLAR	FTE	COLUMN	COLUMN
<b>A+ SCHOOLS FUND TRANSFER</b>								
<b>CORE</b>								
TRANSFERS OUT	37,784,927	0.00	41,113,326	0.00	41,113,326	0.00	0	0.00
TOTAL - TRF	37,784,927	0.00	41,113,326	0.00	41,113,326	0.00	0	0.00
<b>GRAND TOTAL</b>	<b>\$37,784,927</b>	<b>0.00</b>	<b>\$41,113,326</b>	<b>0.00</b>	<b>\$41,113,326</b>	<b>0.00</b>	<b>\$0</b>	<b>0.00</b>
GENERAL REVENUE	\$15,475,262	0.00	\$17,453,878	0.00	\$17,453,878	0.00		0.00
FEDERAL FUNDS	\$0	0.00	\$0	0.00	\$0	0.00		0.00
OTHER FUNDS	\$22,309,665	0.00	\$23,659,448	0.00	\$23,659,448	0.00		0.00

**NEW DECISION ITEM**

RANK: 5 OF 7

<b>Department of Higher Education and Workforce Development</b>	Budget Unit <u>55644C</u>
<b>Division of Missouri Grants and Scholarships</b>	
<b>Core Transfer - A+ Schools Program</b> <span style="float:right">DI#1555034</span>	HB Section <u>3.060</u>

**1. AMOUNT OF REQUEST**

	FY 2021 Budget Request				E		FY 2021 Governor's Recommendation				E
	GR	Federal	Other	Total			GR	Federal	Other	Total	
PS	0	0	0	0		PS	0	0	0	0	
EE	0	0	0	0		EE	0	0	0	0	
PSD	0	0	0	0		PSD	0	0	0	0	
TRF	4,800,000	0	0	4,800,000		TRF	0	0	0	0	
<b>Total</b>	<b>4,800,000</b>	<b>0</b>	<b>0</b>	<b>4,800,000</b>		<b>Total</b>	<b>0</b>	<b>0</b>	<b>0</b>	<b>0</b>	
<b>FTE</b>	<b>0.00</b>	<b>0.00</b>	<b>0.00</b>	<b>0.00</b>		<b>FTE</b>	<b>0.00</b>	<b>0.00</b>	<b>0.00</b>	<b>0.00</b>	

<b>Est. Fringe</b>	0	0	0	0
--------------------	---	---	---	---

*Note: Fringes budgeted in House Bill 5 except for certain fringes budgeted directly to MoDOT, Highway Patrol, and Conservation.*

<b>Est. Fringe</b>	0	0	0	0
--------------------	---	---	---	---

*Note: Fringes budgeted in House Bill 5 except for certain fringes budgeted directly to MoDOT, Highway Patrol, and Conservation.*

Other Funds:

Other Funds:

**2. THIS REQUEST CAN BE CATEGORIZED AS:**

<input type="checkbox"/> New Legislation	<input type="checkbox"/> New Program	<input type="checkbox"/> Fund Switch
<input type="checkbox"/> Federal Mandate	<input type="checkbox"/> Program Expansion	<input checked="" type="checkbox"/> Cost to Continue
<input type="checkbox"/> GR Pick-Up	<input type="checkbox"/> Space Request	<input type="checkbox"/> Equipment Replacement
<input type="checkbox"/> Pay Plan	<input type="checkbox"/> Other: _____	

**3. WHY IS THIS FUNDING NEEDED? PROVIDE AN EXPLANATION FOR ITEMS CHECKED IN #2. INCLUDE THE FEDERAL OR STATE STATUTORY OR CONSTITUTIONAL AUTHORIZATION FOR THIS PROGRAM.**

The A+ Scholarship, authorized by Section 160.545, RSMo, provides tuition and fee reimbursement to eligible graduates of designated high schools to attend public community colleges, public vocational or technical schools, or private two-year vocational or technical schools that meet the criteria outlined in the authorizing statute.

This request is necessary to sufficiently fund the estimated six percent increase in program cost in the A+ Scholarship Program in FY 2021 resulting from tuition increases.

**NEW DECISION ITEM**

RANK: 5 OF 7

<b>Department of Higher Education and Workforce Development</b>	<b>Budget Unit</b>	<u>55644C</u>
<b>Division of Missouri Grants and Scholarships</b>		
<b>Core Transfer - A+ Schools Program</b>	<b>DI#1555034</b>	<b>HB Section</b>
		<u>3.060</u>

**4. DESCRIBE THE DETAILED ASSUMPTIONS USED TO DERIVE THE SPECIFIC REQUESTED AMOUNT. (How did you determine that the requested number of FTE were appropriate? From what source or standard did you derive the requested levels of funding? Were alternatives such as outsourcing or automation considered? If based on new legislation, does request tie to TAFP fiscal note? If not, explain why. Detail which portions of the request are one-times and how those amounts were calculated.)**

Based on data for the last three fiscal years, it is assumed growth in the number of recipients will be approximately 1 percent. However, driven primarily by tuition increases at participating institutions, average awards and program costs have increased from a low of 4 percent to a high of 7 percent during that period. For these projections, we are assuming the cost of the program will increase by approximately 6 percent. For FY 2021, this would result in projected payments to 13,301 students with an average award of \$3,291.

**5. BREAK DOWN THE REQUEST BY BUDGET OBJECT CLASS, JOB CLASS, AND FUND SOURCE. IDENTIFY ONE-TIME COSTS.**

Budget Object Class/Job Class	Dept Req	Dept Req	Dept Req	Dept Req	Dept Req	Dept Req	Dept Req	Dept Req	Dept Req	Dept Req
	GR	GR	FED	FED	OTHER	OTHER	TOTAL	TOTAL	One-Time	E
	DOLLARS	FTE	DOLLARS	FTE	DOLLARS	FTE	DOLLARS	FTE	DOLLARS	
							0			
							0	0.0		
<b>Total PS</b>	<u>0</u>	<u>0.0</u>	<u>0</u>	<u>0.0</u>	<u>0</u>	<u>0.0</u>	<u>0</u>	<u>0.0</u>	<u>0</u>	
							0			
							0			
<b>Total EE</b>	<u>0</u>		<u>0</u>		<u>0</u>		<u>0</u>		<u>0</u>	
Program Distributions	0						0			
<b>Total PSD</b>	<u>0</u>		<u>0</u>		<u>0</u>		<u>0</u>		<u>0</u>	
Transfers	4,800,000						4,800,000			
<b>Total TRF</b>	<u>4,800,000</u>		<u>0</u>		<u>0</u>		<u>4,800,000</u>		<u>0</u>	
<b>Grand Total</b>	<u>4,800,000</u>	<u>0.0</u>	<u>0</u>	<u>0.0</u>	<u>0</u>	<u>0.0</u>	<u>4,800,000</u>	<u>0.0</u>	<u>0</u>	

NEW DECISION ITEM  
RANK: 5 OF 7

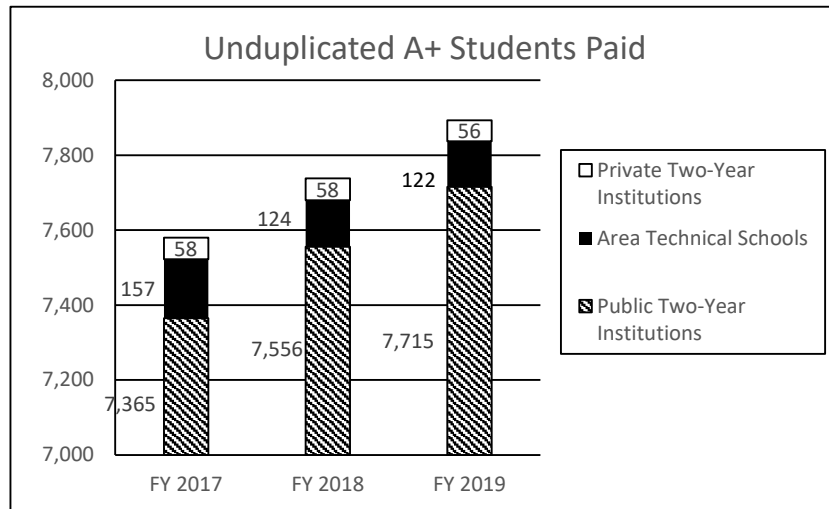
Department of Higher Education and Workforce Development				Budget Unit		55644C					
Division of Missouri Grants and Scholarships				HB Section		3.060					
Core Transfer - A+ Schools Program		DI#1555034									
Budget Object Class/Job Class	Gov Rec GR DOLLARS	Gov Rec GR FTE	Gov Rec FED DOLLARS	Gov Rec FED FTE	Gov Rec OTHER DOLLARS	Gov Rec OTHER FTE	Gov Rec TOTAL DOLLARS	Gov Rec TOTAL FTE	Gov Rec One-Time DOLLARS	E	
							0				
							0	0.0			
<b>Total PS</b>	<u>0</u>	<u>0.0</u>	<u>0</u>	<u>0.0</u>	<u>0</u>	<u>0.0</u>	<u>0</u>	<u>0.0</u>	<u>0</u>		
							0				
							0				
							0				
<b>Total EE</b>	<u>0</u>		<u>0</u>		<u>0</u>		<u>0</u>		<u>0</u>		
Program Distributions	0		0		0		0		0		
<b>Total PSD</b>	<u>0</u>		<u>0</u>		<u>0</u>		<u>0</u>		<u>0</u>		
Transfers											
<b>Total TRF</b>	<u>0</u>		<u>0</u>		<u>0</u>		<u>0</u>		<u>0</u>		
<b>Grand Total</b>	<u>0</u>	<u>0.0</u>	<u>0</u>	<u>0.0</u>	<u>0</u>	<u>0.0</u>	<u>0</u>	<u>0.0</u>	<u>0</u>		

**Department of Higher Education and Workforce Development**  
**Division of Missouri Grants and Scholarships**  
**Core Transfer - A+ Schools Program** **DI#1555034**

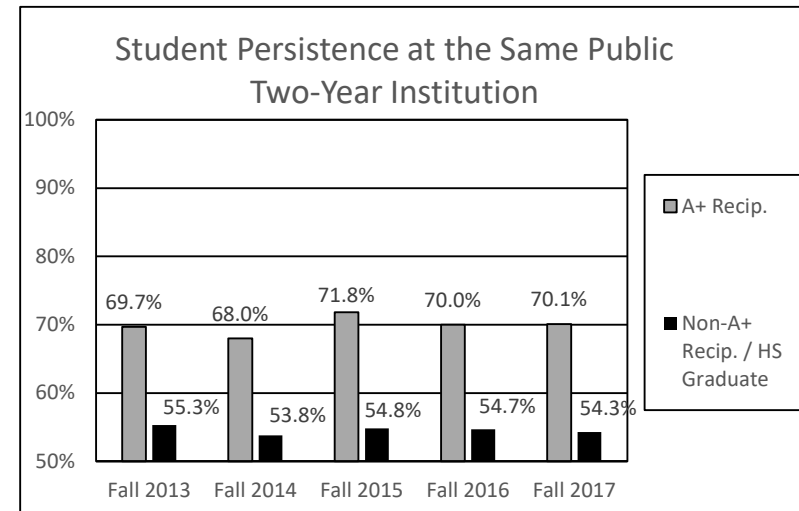
**Budget Unit** 55644C  
**HB Section** 3.060

**6. PERFORMANCE MEASURES (If new decision item has an associated core, separately identify projected performance with & without additional funding.)**

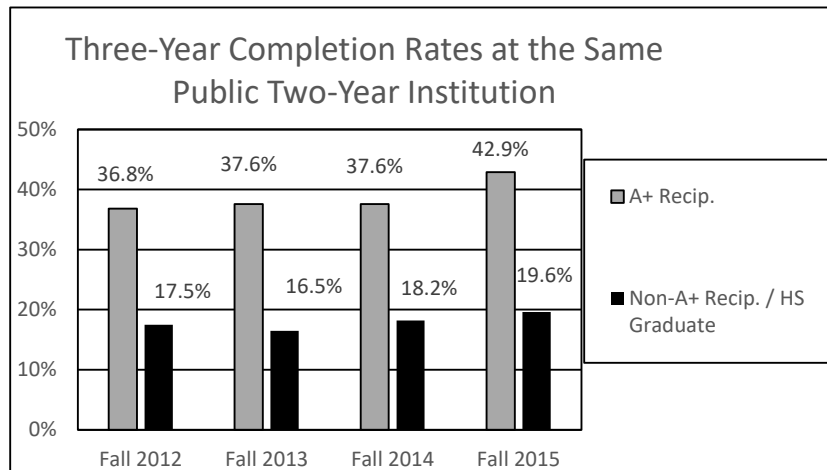
**6a. Provide an activity measure(s) for the program.**



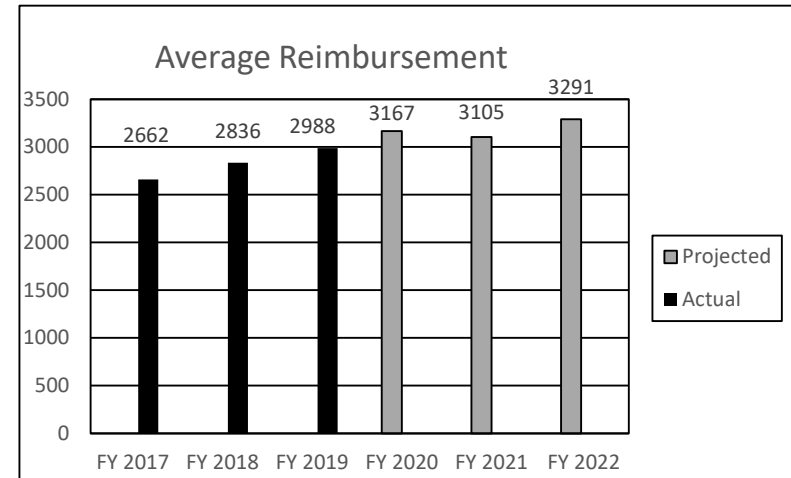
**6b. Provide a measure(s) of the program's quality.**



**6c. Provide a measure(s) of the program's impact.**



**6d. Provide a measure(s) of the program's efficiency.**



NEW DECISION ITEM

RANK: 5 OF 7

<u>Department of Higher Education and Workforce Development</u>	<u>Budget Unit</u>	<u>55644C</u>	
<u>Division of Missouri Grants and Scholarships</u>			
<u>Core Transfer - A+ Schools Program</u>	<u>DI#1555034</u>	<u>HB Section</u>	<u>3.060</u>

**7. STRATEGIES TO ACHIEVE THE PERFORMANCE MEASUREMENT TARGETS:**

Because the MDHEWD has very limited ability to impact these measures, they are identified as projections rather than targets. However, in order to be effective, student financial assistance programs must provide consistent and reliable financial help to students. For this program, that means it is critical to maintain the full reimbursement of tuition and fees for individuals that meet the eligibility requirements during their high school years. This request, which is required to maintain full reimbursement, will maintain that commitment to these students and, as such, should continue to encourage students to do the work necessary to achieve and maintain scholarship eligibility.



**DECISION ITEM DETAIL**

Budget Unit	FY 2019	FY 2019	FY 2020	FY 2020	FY 2021	FY 2021	*****	*****
Decision Item	ACTUAL	ACTUAL	BUDGET	BUDGET	DEPT REQ	DEPT REQ	SECURED	SECURED
Budget Object Class	DOLLAR	FTE	DOLLAR	FTE	DOLLAR	FTE	COLUMN	COLUMN
<b>A+ SCHOOLS FUND TRANSFER</b>								
<b>A+ Core Transfer Increase - 1555034</b>								
TRANSFERS OUT	0	0.00	0	0.00	4,800,000	0.00	0	0.00
<b>TOTAL - TRF</b>	<b>0</b>	<b>0.00</b>	<b>0</b>	<b>0.00</b>	<b>4,800,000</b>	<b>0.00</b>	<b>0</b>	<b>0.00</b>
<b>GRAND TOTAL</b>	<b>\$0</b>	<b>0.00</b>	<b>\$0</b>	<b>0.00</b>	<b>\$4,800,000</b>	<b>0.00</b>	<b>\$0</b>	<b>0.00</b>
GENERAL REVENUE	\$0	0.00	\$0	0.00	\$4,800,000	0.00		0.00
FEDERAL FUNDS	\$0	0.00	\$0	0.00	\$0	0.00		0.00
OTHER FUNDS	\$0	0.00	\$0	0.00	\$0	0.00		0.00

**NEW DECISION ITEM**  
**RANK: 6 OF 7**

<b>Department of Higher Education and Workforce Development</b>	<b>Budget Unit</b> <u>55646C</u>
<b>Division of Missouri Grants and Scholarships</b>	
<b>Transfer - A+ Dual Credit Program</b> <span style="float: right;"><b>DI#1555057</b></span>	<b>HB Section</b> <u>3.060</u>

**1. AMOUNT OF REQUEST**

	FY 2021 Budget Request				FY 2021 Governor's Recommendation				
	GR	Federal	Other	Total	GR	Federal	Other	Total	
<b>PS</b>	0	0	0	0	<b>PS</b>	0	0	0	0
<b>EE</b>	0	0	0	0	<b>EE</b>	0	0	0	0
<b>PSD</b>		0		0	<b>PSD</b>	0	0	0	0
<b>TRF</b>	22,549,216	0	0	22,549,216	<b>TRF</b>	0	0	0	0
<b>Total</b>	<b>22,549,216</b>	<b>0</b>	<b>0</b>	<b>22,549,216</b>	<b>Total</b>	<b>0</b>	<b>0</b>	<b>0</b>	<b>0</b>
<b>FTE</b>	<b>0.00</b>	<b>0.00</b>	<b>0.00</b>	<b>0.00</b>	<b>FTE</b>	<b>0.00</b>	<b>0.00</b>	<b>0.00</b>	<b>0.00</b>

<b>Est. Fringe</b>	0	0	0	0
--------------------	---	---	---	---

*Note: Fringes budgeted in House Bill 5 except for certain fringes budgeted directly to MoDOT, Highway Patrol, and Conservation.*

<b>Est. Fringe</b>	0	0	0	0
--------------------	---	---	---	---

*Note: Fringes budgeted in House Bill 5 except for certain fringes budgeted directly to MoDOT, Highway Patrol, and Conservation.*

Other Funds: \_\_\_\_\_

**2. THIS REQUEST CAN BE CATEGORIZED AS:**

<input type="checkbox"/> New Legislation	<input checked="" type="checkbox"/>	New Program	<input type="checkbox"/> Fund Switch
<input type="checkbox"/> Federal Mandate	<input type="checkbox"/>	Program Expansion	<input type="checkbox"/> Cost to Continue
<input type="checkbox"/> GR Pick-Up	<input type="checkbox"/>	Space Request	<input type="checkbox"/> Equipment Replacement
<input type="checkbox"/> Pay Plan	<input type="checkbox"/>	Other: _____	

**3. WHY IS THIS FUNDING NEEDED? PROVIDE AN EXPLANATION FOR ITEMS CHECKED IN #2. INCLUDE THE FEDERAL OR STATE STATUTORY OR CONSTITUTIONAL AUTHORIZATION FOR THIS PROGRAM.**

The Dual Credit Program, authorized by section 160.545, RSMo, provides tuition and fee reimbursement for dual credit or dual enrollment coursework taken by high school students who meet the statutory A+ eligibility criteria. The dual credit or dual enrollment coursework may be offered in association with any approved postsecondary institution, or vocational or technical school. Section 160.545, RSMo was expanded to include the Dual Credit Program through House Bill 604 (2019).

This request is necessary to sufficiently fund the estimated 91,059 high school students taking 283,184 credit hours of dual credit or dual enrollment coursework at postsecondary institutions or qualifying vocational or technical schools, as well as initial operational costs including one new FTE and IT costs for system development.

**NEW DECISION ITEM**

RANK: 6 OF 7

<b>Department of Higher Education and Workforce Development</b>	<b>Budget Unit</b>	<u>55646C</u>
<b>Division of Missouri Grants and Scholarships</b>		
<b>Transfer - A+ Dual Credit Program</b>	<b>DI#1555057</b>	<b>HB Section</b>
		<u>3.060</u>

**4. DESCRIBE THE DETAILED ASSUMPTIONS USED TO DERIVE THE SPECIFIC REQUESTED AMOUNT. (How did you determine that the requested number of FTE were appropriate? From what source or standard did you derive the requested levels of funding? Were alternatives such as outsourcing or automation considered? If based on new legislation, does request tie to TAFP fiscal note? If not, explain why. Detail which portions of the request are one-times and how those amounts were calculated.)**

This new decision item is based on the Truly Agreed to and Finally Passed fiscal note for House Bill 604.

The cost to reimburse **dual credit coursework is estimated to be \$18,155,550**. Based on 2015-2016 data, 49,743 students completed 242,074 credit hours of dual credit coursework. MDHEWD data indicate the average cost of dual credit coursework is \$75 per credit hour. At that rate, tuition for 242,074 hours is \$18,155,550.

The cost to reimburse **dual enrollment coursework is estimated to be \$4,393,666**, with reimbursement at public four-year institutions and State Technical College of Missouri estimated to total \$994,329 and reimbursement at community colleges estimated to total \$3,399,337. Based on the most recent dual enrollment data available, 14,761 high school students completed 41,110 credit hours at public two- and four-year institutions in the 2016-2017 academic year. Of those, hours, 4,734 were completed at public four-year institutions and State Technical College of Missouri and 36,376 were completed at community colleges (4,734 + 36,376 = 41,110). In addition, Higher Education Student Funding Act (HESFA) data indicate the average tuition at public four-year institutions and State Technical College was \$234 in 2017-2018. It is assumed the average tuition will increase by one percent, to \$236, in FY 2021. In the absence of the data needed to calculate average tuition for dual enrollment courses offered by community colleges, this new decision item assumes a \$105 credit hour rate. It is also assumed that 89 percent of the dual enrollment credit hours will not overlap with the A+ Scholarship Program since approximately 11 percent of public high school graduates receive an A+ payment in the year following high school graduation.

The \$994,329 estimate for dual enrollment coursework offered by four-year institutions and State Technical College of Missouri was calculated by multiplying the \$236 rate by the 4734 hours and the 89 percent adjustment. The \$3,399,337 estimate for dual enrollment coursework offered by community colleges was calculated by multiplying the \$105 rate by the 36,376 and the 89 percent adjustment.

This request also includes, per OA guidelines, the addition of a **Research Associate I position at an annual salary of \$35,350**, as well as related costs for expense and equipment to ensure adequate implementation and operation of this new program.

Finally, this request includes one-time costs of **\$257,580 for ITSD to develop an administrative web application** and **\$10,717 in start-up costs**.

The \$22,549,216 request is the some of the \$18,155,550 dual credit reimbursement, the \$4,393,666 dual enrollment reimbursement.

NEW DECISION ITEM  
RANK: 6 OF 7

<u>Department of Higher Education and Workforce Development</u>	Budget Unit <u>55646C</u>
<u>Division of Missouri Grants and Scholarships</u>	
<u>Transfer - A+ Dual Credit Program</u> <u>DI#1555057</u>	HB Section <u>3.060</u>

**5. BREAK DOWN THE REQUEST BY BUDGET OBJECT CLASS, JOB CLASS, AND FUND SOURCE. IDENTIFY ONE-TIME COSTS.**

Budget Object Class/Job Class	Dept Req GR DOLLARS	Dept Req GR FTE	Dept Req FED DOLLARS	Dept Req FED FTE	Dept Req OTHER DOLLARS	Dept Req OTHER FTE	Dept Req TOTAL DOLLARS	Dept Req TOTAL FTE	Dept Req One-Time DOLLARS
							0		
							0	0.0	
<b>Total PS</b>	<u>0</u>	<u>0.0</u>	<u>0</u>	<u>0.0</u>	<u>0</u>	<u>0.0</u>	<u>0</u>	<u>0.0</u>	<u>0</u>
							0		
							0		
<b>Total EE</b>	<u>0</u>		<u>0</u>		<u>0</u>		<u>0</u>		<u>0</u>
Program Distributions							0		
<b>Total PSD</b>	<u>0</u>		<u>0</u>		<u>0</u>		<u>0</u>		<u>0</u>
Transfers	22,549,216						22,549,216		
<b>Total TRF</b>	<u>22,549,216</u>		<u>0</u>		<u>0</u>		<u>22,549,216</u>		<u>0</u>
<b>Grand Total</b>	<u>22,549,216</u>	<u>0.0</u>	<u>0</u>	<u>0.0</u>	<u>0</u>	<u>0.0</u>	<u>22,549,216</u>	<u>0.0</u>	<u>0</u>

NEW DECISION ITEM  
RANK: 6 OF 7

<b>Department of Higher Education and Workforce Development</b>	<b>Budget Unit</b> <u>55646C</u>
<b>Division of Missouri Grants and Scholarships</b>	
<b>Transfer - A+ Dual Credit Program</b> <u>DI#1555057</u>	<b>HB Section</b> <u>3.060</u>

Budget Object Class/Job Class	Gov Rec GR DOLLARS	Gov Rec GR FTE	Gov Rec FED DOLLARS	Gov Rec FED FTE	Gov Rec OTHER DOLLARS	Gov Rec OTHER FTE	Gov Rec TOTAL DOLLARS	Gov Rec TOTAL FTE	Gov Rec One-Time DOLLARS
							0		
							0	0.0	
<b>Total PS</b>	<u>0</u>	<u>0.0</u>	<u>0</u>	<u>0.0</u>	<u>0</u>	<u>0.0</u>	<u>0</u>	<u>0.0</u>	<u>0</u>
							0		
							0		
							0		
<b>Total EE</b>	<u>0</u>		<u>0</u>		<u>0</u>		<u>0</u>		<u>0</u>
Program Distributions							0		
<b>Total PSD</b>	<u>0</u>		<u>0</u>		<u>0</u>		<u>0</u>		<u>0</u>
Transfers							0		
<b>Total TRF</b>	<u>0</u>		<u>0</u>		<u>0</u>		<u>0</u>		<u>0</u>
<b>Grand Total</b>	<u>0</u>	<u>0.0</u>	<u>0</u>	<u>0.0</u>	<u>0</u>	<u>0.0</u>	<u>0</u>	<u>0.0</u>	<u>0</u>

NEW DECISION ITEM

RANK: 6 OF 7

<u>Department of Higher Education and Workforce Development</u>	<u>Budget Unit</u>	<u>55646C</u>	
<u>Division of Missouri Grants and Scholarships</u>			
<u>Transfer - A+ Dual Credit Program</u>	<u>DI#1555057</u>	<u>HB Section</u>	<u>3.060</u>

**6. PERFORMANCE MEASURES (If new decision item has an associated core, separately identify projected performance with & without additional funding.)**

**6a. Provide an activity measure(s) for the program.**

Students served.

N/A

**6b. Provide a measure(s) of the program's quality.**

The number of dual credit/dual enrollment students who matriculate into postsecondary education.

N/A

**6c. Provide a measure(s) of the program's impact.**

Number of awards by income.

N/A

**6d. Provide a measure(s) of the program's efficiency.**

Average award

N/A

NEW DECISION ITEM

RANK: 6 OF 7

Department of Higher Education and Workforce Development	Budget Unit	55646C
Division of Missouri Grants and Scholarships		
Transfer - A+ Dual Credit Program	DI#1555057	HB Section 3.060

7. STRATEGIES TO ACHIEVE THE PERFORMANCE MEASUREMENT TARGETS:

**DECISION ITEM SUMMARY**

Budget Unit									
Decision Item	FY 2019	FY 2019	FY 2020	FY 2020	FY 2021	FY 2021	*****	*****	
Budget Object Summary	ACTUAL	ACTUAL	BUDGET	BUDGET	DEPT REQ	DEPT REQ	SECURED	SECURED	
Fund	DOLLAR	FTE	DOLLAR	FTE	DOLLAR	FTE	COLUMN	COLUMN	
<b>A+ DUAL CREDIT PROGRAM TRANSFER</b>									
<b>A+ Dual Credit - Core Transfer - 1555057</b>									
FUND TRANSFERS									
GENERAL REVENUE	0	0.00	0	0.00	22,549,216	0.00	0	0.00	
TOTAL - TRF	0	0.00	0	0.00	22,549,216	0.00	0	0.00	
<b>TOTAL</b>	<b>0</b>	<b>0.00</b>	<b>0</b>	<b>0.00</b>	<b>22,549,216</b>	<b>0.00</b>	<b>0</b>	<b>0.00</b>	
<b>GRAND TOTAL</b>	<b>\$0</b>	<b>0.00</b>	<b>\$0</b>	<b>0.00</b>	<b>\$22,549,216</b>	<b>0.00</b>	<b>\$0</b>	<b>0.00</b>	



**DECISION ITEM DETAIL**

Budget Unit	FY 2019	FY 2019	FY 2020	FY 2020	FY 2021	FY 2021	*****	*****
Decision Item	ACTUAL	ACTUAL	BUDGET	BUDGET	DEPT REQ	DEPT REQ	SECURED	SECURED
Budget Object Class	DOLLAR	FTE	DOLLAR	FTE	DOLLAR	FTE	COLUMN	COLUMN
<b>A+ DUAL CREDIT PROGRAM TRANSFER</b>								
<b>A+ Dual Credit - Core Transfer - 1555057</b>								
TRANSFERS OUT	0	0.00	0	0.00	22,549,216	0.00	0	0.00
<b>TOTAL - TRF</b>	<b>0</b>	<b>0.00</b>	<b>0</b>	<b>0.00</b>	<b>22,549,216</b>	<b>0.00</b>	<b>0</b>	<b>0.00</b>
<b>GRAND TOTAL</b>	<b>\$0</b>	<b>0.00</b>	<b>\$0</b>	<b>0.00</b>	<b>\$22,549,216</b>	<b>0.00</b>	<b>\$0</b>	<b>0.00</b>
GENERAL REVENUE	\$0	0.00	\$0	0.00	\$22,549,216	0.00		0.00
FEDERAL FUNDS	\$0	0.00	\$0	0.00	\$0	0.00		0.00
OTHER FUNDS	\$0	0.00	\$0	0.00	\$0	0.00		0.00

**CORE DECISION ITEM**

<b>Department of Higher Education and Workforce Development</b>	<b>Budget Unit</b> <u>55654C</u>
<b>Division of Missouri Student Grants and Scholarships</b>	
<b>Core - A+ Schools Program</b>	<b>HB Section</b> <u>3.065</u>

**1. CORE FINANCIAL SUMMARY**

	FY 2021 Budget Request						FY 2021 Governor's Recommendation				
	GR	Federal	Other	Total	E		GR	Federal	Other	Total	E
PS	0	0	0	0	0	PS	0	0	0	0	0
EE	0	0	0	0	0	EE	0	0	0	0	0
PSD	0	0	43,500,000	43,500,000		PSD	0	0	0	0	0
TRF	0	0	0	0		TRF	0	0	0	0	0
<b>Total</b>	<b>0</b>	<b>0</b>	<b>43,500,000</b>	<b>43,500,000</b>		<b>Total</b>	<b>0</b>	<b>0</b>	<b>0</b>	<b>0</b>	<b>0</b>
FTE	0.00	0.00	0.00	0.00		FTE	0.00	0.00	0.00	0.00	0.00

<i>Est. Fringe</i>	0	0	0	0
--------------------	---	---	---	---

*Note: Fringes budgeted in House Bill 5 except for certain fringes budgeted directly to MoDOT, Highway Patrol, and Conservation.*

<i>Est. Fringe</i>	0	0	0	0
--------------------	---	---	---	---

*Note: Fringes budgeted in House Bill 5 except for certain fringes budgeted directly to MoDOT, Highway Patrol, and Conservation.*

Other Funds: A+ Schools Fund (0955)

Other Funds:

**2. CORE DESCRIPTION**

The A+ program began as a school improvement initiative established by the Outstanding Schools Act of 1993 and described in Section 160.545, RSMo. The A+ Scholarship provides tuition and fee reimbursement to eligible graduates of designated high schools to attend community colleges, public vocational or technical schools, or private two-year vocational or technical schools that meet the criteria outlined in Section 160.545, RSMo. The scholarship component of the A+ program was transferred to the MDHE pursuant to Executive Order 10-16. As a result of SB 638 in 2016, eligible graduates of designated private high schools are allowed to receive A+ reimbursement. As of the end of the 2018-2019 academic year, there were 537 designated public high schools and 85 designated private high schools.

There are two appropriations for this program. The core transfer appropriation provides the funds to be spent while the core appropriation provides the spending authority limit. This decision item is to provide the spending authority for the A+ Scholarship.

**CORE DECISION ITEM**

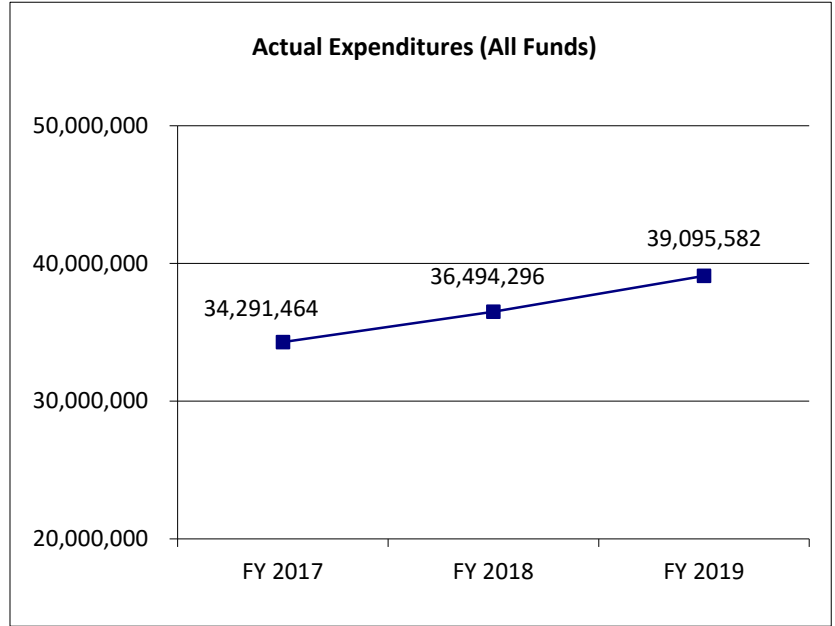
<b>Department of Higher Education and Workforce Development</b>	<b>Budget Unit</b> <u>55654C</u>
<b>Division of Missouri Student Grants and Scholarships</b>	
<b>Core - A+ Schools Program</b>	<b>HB Section</b> <u>3.065</u>

**3. PROGRAM LISTING (list programs included in this core funding)**

A+ Schools Program

**4. FINANCIAL HISTORY**

	<b>FY 2017 Actual</b>	<b>FY 2018 Actual</b>	<b>FY 2019 Actual</b>	<b>FY 2020 Current Yr.</b>
Appropriation (All Funds)	39,500,000	39,500,000	43,000,000	43,500,000
Less Reverted (All Funds)	0	0	0	0
Less Restricted (All Funds)	0	0	0	0
Budget Authority (All Funds)	39,500,000	39,500,000	43,000,000	N/A
Actual Expenditures (All Funds)	34,291,464	36,494,296	39,095,582	N/A
Unexpended (All Funds)	5,208,536	3,005,704	3,904,418	N/A
Unexpended, by Fund:				
General Revenue	0	0	0	N/A
Federal	0	0	0	N/A
Other	5,208,536	3,005,704	3,904,418	N/A



Reverted includes the statutory three-percent reserve amount (when applicable).  
 Restricted includes any Governor's Expenditure Restrictions which remained at the end of the fiscal year (when applicable).

**NOTES:**

**CORE RECONCILIATION DETAIL**

---

**DEPARTMENT OF HIGHER EDUCATION  
A+ SCHOOLS PROGRAM**

---

**5. CORE RECONCILIATION DETAIL**

---

	<b>Budget Class</b>	<b>FTE</b>	<b>GR</b>	<b>Federal</b>	<b>Other</b>	<b>Total</b>	<b>Explanation</b>
<b>TAFP AFTER VETOES</b>							
	PD	0.00	0	0	43,500,000	43,500,000	
	<b>Total</b>	<b>0.00</b>	<b>0</b>	<b>0</b>	<b>43,500,000</b>	<b>43,500,000</b>	
<b>DEPARTMENT CORE REQUEST</b>							
	PD	0.00	0	0	43,500,000	43,500,000	
	<b>Total</b>	<b>0.00</b>	<b>0</b>	<b>0</b>	<b>43,500,000</b>	<b>43,500,000</b>	
<b>GOVERNOR'S RECOMMENDED CORE</b>							
	PD	0.00	0	0	43,500,000	43,500,000	
	<b>Total</b>	<b>0.00</b>	<b>0</b>	<b>0</b>	<b>43,500,000</b>	<b>43,500,000</b>	

**DECISION ITEM SUMMARY**

Budget Unit									
Decision Item	FY 2019	FY 2019	FY 2020	FY 2020	FY 2021	FY 2021	*****	*****	
Budget Object Summary	ACTUAL	ACTUAL	BUDGET	BUDGET	DEPT REQ	DEPT REQ	SECURED	SECURED	
Fund	DOLLAR	FTE	DOLLAR	FTE	DOLLAR	FTE	COLUMN	COLUMN	
<b>A+ SCHOOLS PROGRAM</b>									
<b>CORE</b>									
PROGRAM-SPECIFIC									
A+ SCHOOLS FUND	39,095,582	0.00	43,500,000	0.00	43,500,000	0.00	0	0.00	
TOTAL - PD	39,095,582	0.00	43,500,000	0.00	43,500,000	0.00	0	0.00	
<b>TOTAL</b>	<b>39,095,582</b>	<b>0.00</b>	<b>43,500,000</b>	<b>0.00</b>	<b>43,500,000</b>	<b>0.00</b>	<b>0</b>	<b>0.00</b>	
<b>A+ School Program - Spending Authority Increase- 1555033</b>									
PROGRAM-SPECIFIC									
A+ SCHOOLS FUND	0	0.00	0	0.00	4,000,000	0.00	0	0.00	
TOTAL - PD	0	0.00	0	0.00	4,000,000	0.00	0	0.00	
<b>TOTAL</b>	<b>0</b>	<b>0.00</b>	<b>0</b>	<b>0.00</b>	<b>4,000,000</b>	<b>0.00</b>	<b>0</b>	<b>0.00</b>	
<b>GRAND TOTAL</b>	<b>\$39,095,582</b>	<b>0.00</b>	<b>\$43,500,000</b>	<b>0.00</b>	<b>\$47,500,000</b>	<b>0.00</b>	<b>\$0</b>	<b>0.00</b>	

**DECISION ITEM DETAIL**

Budget Unit	FY 2019	FY 2019	FY 2020	FY 2020	FY 2021	FY 2021	*****	*****
Decision Item	ACTUAL	ACTUAL	BUDGET	BUDGET	DEPT REQ	DEPT REQ	SECURED	SECURED
Budget Object Class	DOLLAR	FTE	DOLLAR	FTE	DOLLAR	FTE	COLUMN	COLUMN
<b>A+ SCHOOLS PROGRAM</b>								
<b>CORE</b>								
PROGRAM DISTRIBUTIONS	39,095,582	0.00	43,500,000	0.00	43,500,000	0.00	0	0.00
<b>TOTAL - PD</b>	<b>39,095,582</b>	<b>0.00</b>	<b>43,500,000</b>	<b>0.00</b>	<b>43,500,000</b>	<b>0.00</b>	<b>0</b>	<b>0.00</b>
<b>GRAND TOTAL</b>	<b>\$39,095,582</b>	<b>0.00</b>	<b>\$43,500,000</b>	<b>0.00</b>	<b>\$43,500,000</b>	<b>0.00</b>	<b>\$0</b>	<b>0.00</b>
GENERAL REVENUE	\$0	0.00	\$0	0.00	\$0	0.00		0.00
FEDERAL FUNDS	\$0	0.00	\$0	0.00	\$0	0.00		0.00
OTHER FUNDS	\$39,095,582	0.00	\$43,500,000	0.00	\$43,500,000	0.00		0.00

**PROGRAM DESCRIPTION**

**Department of Higher Education and Workforce Development**

**HB Section(s): 3.065**

**Program Name: A+ Schools Program**

**Program is found in the following core budget(s): A+ Schools Program**

**1a. What strategic priority does this program address?**

Affordability, Access and Success

**1b. What does this program do?**

This program provides tuition and fee reimbursement to eligible graduates of designated high schools to attend community colleges, public vocational or technical schools, or private two-year vocational or technical schools that meet the criteria outlined in Section 160.545, RSMo. The student financial assistance received through this program should increase students' persistence and completion at qualifying postsecondary institutions by covering a significant portion of students' cost of attendance. Students who qualify for federal non-repayable financial aid, such as Pell grants, will have their A+ reimbursement reduced by a corresponding amount.

**2a. Provide an activity measure(s) for the program.**

	FY 2017	FY 2018	FY 2019	FY 2020	FY 2021	FY 2022
	Actual	Actual	Actual	Projected	Projected	Projected
Number of Unduplicated A+ Students Paid	12,775	12,865	13,039	13,169	13,301	13,434
Number of designated schools*	592	615	622	625	625	625

\*For informational purposes only - The Department of Higher Education does not have the authority to designate A+ schools.

**First-Time, Full-Time Degree-Seeking A+ Recipients**

	FY 2017		FY 2018		FY 2019	
	Students **	Total Grants	Students **	Total Grants	Students **	Total Grants
Public Two-Year Institutions	7,365	\$19,102,811	7,556	\$21,074,260	7,715	\$22,946,158
Area Technical Schools	157	\$692,939	124	\$534,135	122	\$505,337
Private Two-Year Institutions	58	\$224,475	58	\$223,094	56	\$225,494
<b>Total</b>	<b>7,580</b>	<b>20,020,225</b>	<b>7,738</b>	<b>\$21,831,489</b>	<b>7,893</b>	<b>\$23,676,989</b>

\*\* Student numbers may be duplicated due to transfer

**PROGRAM DESCRIPTION**

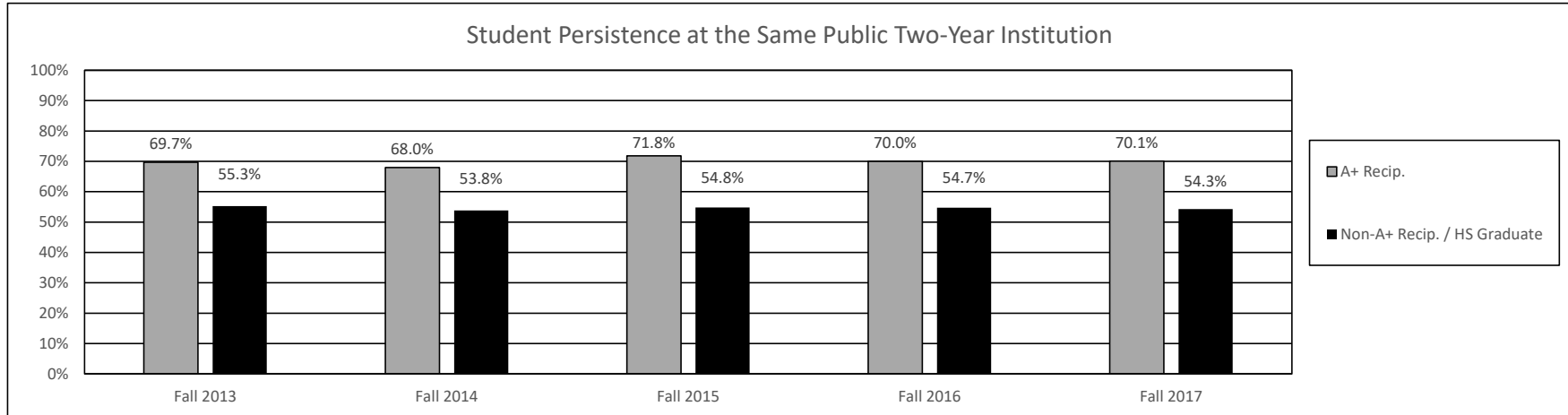
Department of Higher Education and Workforce Development

HB Section(s): 3.065

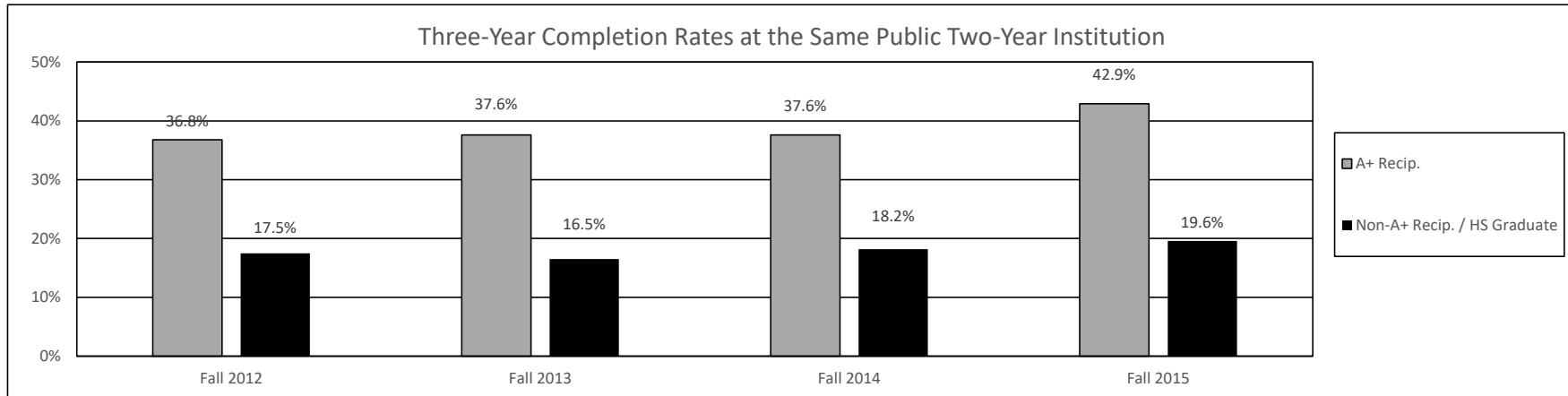
Program Name: A+ Schools Program

Program is found in the following core budget(s): A+ Schools Program

2b. Provide a measure(s) of the program's quality.



2c. Provide a measure(s) of the program's impact.





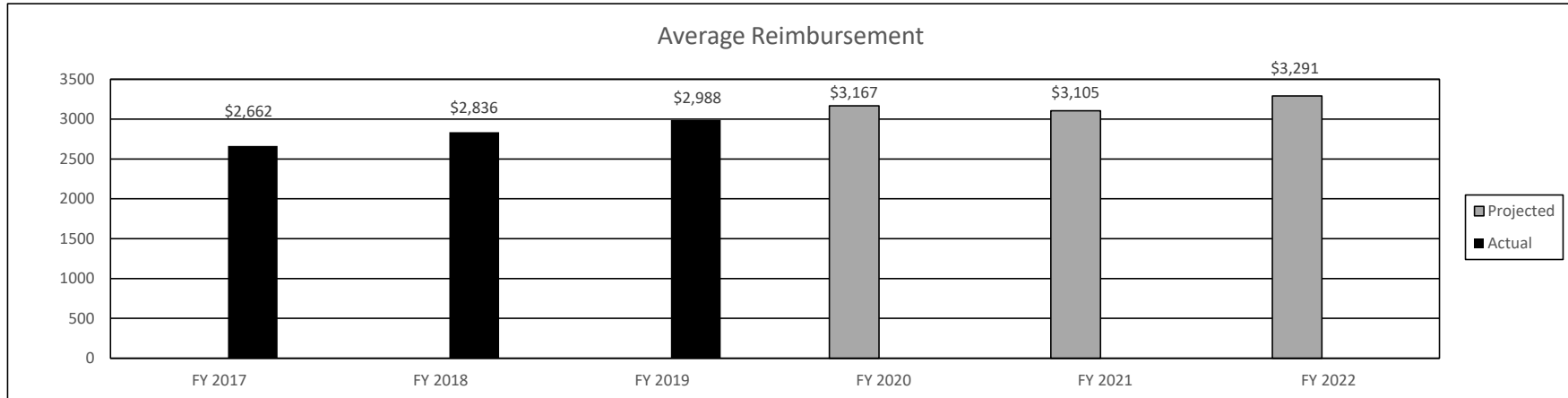
**PROGRAM DESCRIPTION**

Department of Higher Education and Workforce Development  
 Program Name: A+ Schools Program

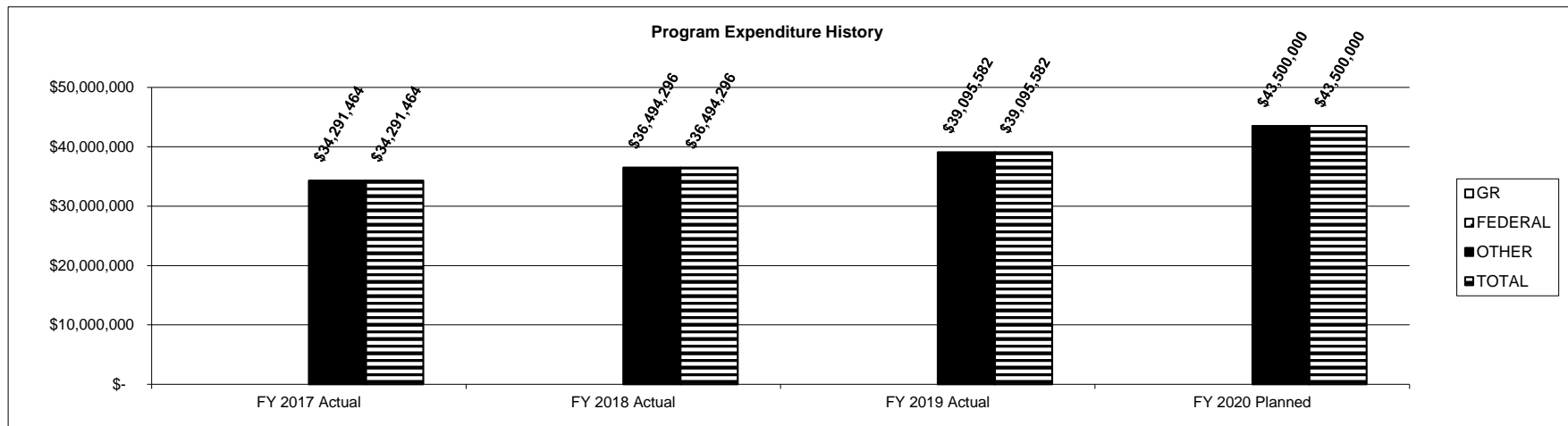
HB Section(s): 3.065

Program is found in the following core budget(s): A+ Schools Program

2d. Provide a measure(s) of the program's efficiency.



3. Provide actual expenditures for the prior three fiscal years and planned expenditures for the current fiscal year. (Note: Amounts do not include fringe benefit costs.)



PROGRAM DESCRIPTION

Department of Higher Education and Workforce Development

HB Section(s): 3.065

Program Name: A+ Schools Program

Program is found in the following core budget(s): A+ Schools Program

4. What are the sources of the "Other " funds?

A+ Schools Fund (0955)

5. What is the authorization for this program, i.e., federal or state statute, etc.? (Include the federal program number, if applicable.)

Section 160.545, RSMo.

6. Are there federal matching requirements? If yes, please explain.

No

7. Is this a federally mandated program? If yes, please explain.

No

**NEW DECISION ITEM**

RANK: 5 OF 7

**Department of Higher Education and Workforce Development**  
**Division of Missouri Grants and Scholarships**  
**A+ Schools Program** **DI#1555033**

**Budget Unit** 55654C  
**HB Section** 3.065

**1. AMOUNT OF REQUEST**

	FY 2021 Budget Request				E
	GR	Federal	Other	Total	
PS	0	0	0	0	
EE	0	0	0	0	
PSD	0	0	4,000,000	4,000,000	
TRF	0	0	0	0	
<b>Total</b>	<b>0</b>	<b>0</b>	<b>4,000,000</b>	<b>4,000,000</b>	

**FTE** **0.00** **0.00** **0.00** **0.00**

<b>Est. Fringe</b>	0	0	0	0
--------------------	---	---	---	---

*Note: Fringes budgeted in House Bill 5 except for certain fringes budgeted directly to MoDOT, Highway Patrol, and Conservation.*

Other Funds: A+ School Fund (0955)

	FY 2021 Governor's Recommendation				E
	GR	Federal	Other	Total	
PS	0	0	0	0	
EE	0	0	0	0	
PSD	0	0	0	0	
TRF	0	0	0	0	
<b>Total</b>	<b>0</b>	<b>0</b>	<b>0</b>	<b>0</b>	

**FTE** **0.00** **0.00** **0.00** **0.00**

<b>Est. Fringe</b>	0	0	0	0
--------------------	---	---	---	---

*Note: Fringes budgeted in House Bill 5 except for certain fringes budgeted directly to MoDOT, Highway Patrol, and Conservation.*

Other Funds:

**2. THIS REQUEST CAN BE CATEGORIZED AS:**

<input type="checkbox"/> New Legislation	<input type="checkbox"/> New Program	<input type="checkbox"/> Fund Switch
<input type="checkbox"/> Federal Mandate	<input type="checkbox"/> Program Expansion	<input checked="" type="checkbox"/> Cost to Continue
<input type="checkbox"/> GR Pick-Up	<input type="checkbox"/> Space Request	<input type="checkbox"/> Equipment Replacement
<input type="checkbox"/> Pay Plan	<input type="checkbox"/> Other: _____	

**3. WHY IS THIS FUNDING NEEDED? PROVIDE AN EXPLANATION FOR ITEMS CHECKED IN #2. INCLUDE THE FEDERAL OR STATE STATUTORY OR CONSTITUTIONAL AUTHORIZATION FOR THIS PROGRAM.**

The A+ Scholarship, authorized by Section 160.545, RSMo, provides tuition and fee reimbursement to eligible graduates of designated high schools to attend public community colleges, public vocational or technical schools, or private two-year vocational or technical schools that meet the criteria outlined in the authorizing statute.

This request is necessary to sufficiently fund the estimated six percent increase in program cost in the A+ Scholarship Program in FY 2021 resulting primarily from tuition increases.

**NEW DECISION ITEM**

RANK: 5 OF 7

<b>Department of Higher Education and Workforce Development</b>	<b>Budget Unit</b>	<u>55654C</u>
<b>Division of Missouri Grants and Scholarships</b>		
<b>A+ Schools Program</b>	<b>DI#1555033</b>	<b>HB Section</b>
		<u>3.065</u>

**4. DESCRIBE THE DETAILED ASSUMPTIONS USED TO DERIVE THE SPECIFIC REQUESTED AMOUNT. (How did you determine that the requested number of FTE were appropriate? From what source or standard did you derive the requested levels of funding? Were alternatives such as outsourcing or automation considered? If based on new legislation, does request tie to TAFP fiscal note? If not, explain why. Detail which portions of the request are one-times and how those amounts were calculated.)**

The current core amount is \$43.5 million. The requested increase will provide a core amount sufficient to ensure the projected expenditures of \$43.7 million are covered and that spending, including re-spending of returned funds, does not exceed the appropriation.

**5. BREAK DOWN THE REQUEST BY BUDGET OBJECT CLASS, JOB CLASS, AND FUND SOURCE. IDENTIFY ONE-TIME COSTS.**

Budget Object Class/Job Class	Dept Req	Dept Req	Dept Req	Dept Req	Dept Req	Dept Req	Dept Req	Dept Req	Dept Req	Dept Req
	GR	GR	FED	FED	OTHER	OTHER	TOTAL	TOTAL	One-Time	E
	DOLLARS	FTE	DOLLARS	FTE	DOLLARS	FTE	DOLLARS	FTE	DOLLARS	
							0			
<b>Total PS</b>	<u>0</u>	<u>0.0</u>	<u>0</u>	<u>0.0</u>	<u>0</u>	<u>0.0</u>	<u>0</u>	<u>0.0</u>	<u>0</u>	
							0			
							0			
<b>Total EE</b>	<u>0</u>		<u>0</u>		<u>0</u>		<u>0</u>		<u>0</u>	
Program Distributions					4,000,000		4,000,000			
<b>Total PSD</b>	<u>0</u>		<u>0</u>		<u>4,000,000</u>		<u>4,000,000</u>		<u>0</u>	
Transfers										
<b>Total TRF</b>	<u>0</u>		<u>0</u>		<u>0</u>		<u>0</u>		<u>0</u>	
<b>Grand Total</b>	<u>0</u>	<u>0.0</u>	<u>0</u>	<u>0.0</u>	<u>4,000,000</u>	<u>0.0</u>	<u>4,000,000</u>	<u>0.0</u>	<u>0</u>	

**NEW DECISION ITEM**

RANK: 5 OF 7

<b>Department of Higher Education and Workforce Development</b>	<b>Budget Unit</b> <u>55654C</u>
<b>Division of Missouri Grants and Scholarships</b>	
<b>A+ Schools Program</b> <span style="float: right;"><b>DI#1555033</b></span>	<b>HB Section</b> <u>3.065</u>

Budget Object Class/Job Class	Gov Rec GR DOLLARS	Gov Rec GR FTE	Gov Rec FED DOLLARS	Gov Rec FED FTE	Gov Rec OTHER DOLLARS	Gov Rec OTHER FTE	Gov Rec TOTAL DOLLARS	Gov Rec TOTAL FTE	Gov Rec One-Time DOLLARS	E
							0			
							0	0.0		
<b>Total PS</b>	<u>0</u>	<u>0.0</u>	<u>0</u>	<u>0.0</u>	<u>0</u>	<u>0.0</u>	<u>0</u>	<u>0.0</u>	<u>0</u>	
							0			
							0			
							0			
<b>Total EE</b>	<u>0</u>		<u>0</u>		<u>0</u>		<u>0</u>		<u>0</u>	
Program Distributions							0			
<b>Total PSD</b>	<u>0</u>		<u>0</u>		<u>0</u>		<u>0</u>		<u>0</u>	
Transfers							0			
<b>Total TRF</b>	<u>0</u>		<u>0</u>		<u>0</u>		<u>0</u>		<u>0</u>	
<b>Grand Total</b>	<u>0</u>	<u>0.0</u>	<u>0</u>	<u>0.0</u>	<u>0</u>	<u>0.0</u>	<u>0</u>	<u>0.0</u>	<u>0</u>	

**NEW DECISION ITEM**

RANK: 5 OF 7

**Department of Higher Education and Workforce Development**  
**Division of Missouri Grants and Scholarships**  
**A+ Schools Program** **DI#1555033**

**Budget Unit** 55654C  
**HB Section** 3.065

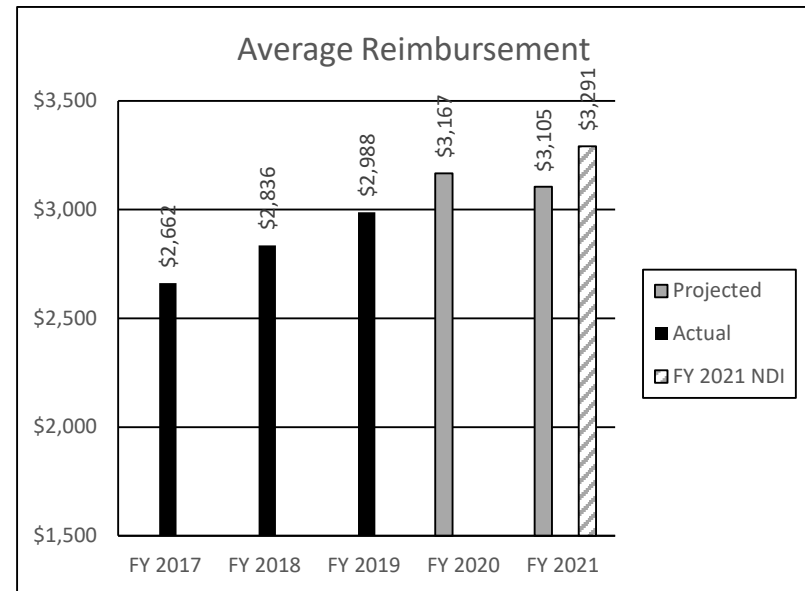
**6. PERFORMANCE MEASURES (If new decision item has an associated core, separately identify projected performance with & without additional funding.)**

**6a. Provide an activity measure(s) for the program.**  
 This NDI will not affect this program's activity measure.

**6b. Provide a measure(s) of the program's quality.**  
 This NDI will not affect this program's quality measure.

**6c. Provide a measure(s) of the program's impact.**  
 This NDI will not affect this program's impact measure.

**6d. Provide a measure(s) of the program's efficiency.**



**NEW DECISION ITEM**

RANK: 5 OF 7

<u>Department of Higher Education and Workforce Development</u>	<b>Budget Unit</b>	<u>55654C</u>
<u>Division of Missouri Grants and Scholarships</u>		
<u>A+ Schools Program</u>	<b>DI#1555033</b>	<b>HB Section</b> <u>3.065</u>

**7. STRATEGIES TO ACHIEVE THE PERFORMANCE MEASUREMENT TARGETS:**

Because the MDHEWD has very limited ability to impact these measures, they are identified as projections rather than targets. However, in order to be effective, student financial assistance programs must provide consistent and reliable financial help to students. For this program, that means it is critical to maintain the full reimbursement of tuition and fees for individuals that meet the eligibility requirements during their high school years. This request, which is required to maintain full reimbursement, will maintain that commitment to these students and, as such, should continue to encourage students to do the work necessary to achieve and maintain scholarship eligibility.

**DECISION ITEM DETAIL**

Budget Unit	FY 2019	FY 2019	FY 2020	FY 2020	FY 2021	FY 2021	*****	*****
Decision Item	ACTUAL	ACTUAL	BUDGET	BUDGET	DEPT REQ	DEPT REQ	SECURED	SECURED
Budget Object Class	DOLLAR	FTE	DOLLAR	FTE	DOLLAR	FTE	COLUMN	COLUMN
<b>A+ SCHOOLS PROGRAM</b>								
<b>A+ School Program - Spending Authority Inc - 1555033</b>								
PROGRAM DISTRIBUTIONS	0	0.00	0	0.00	4,000,000	0.00	0	0.00
<b>TOTAL - PD</b>	<b>0</b>	<b>0.00</b>	<b>0</b>	<b>0.00</b>	<b>4,000,000</b>	<b>0.00</b>	<b>0</b>	<b>0.00</b>
<b>GRAND TOTAL</b>	<b>\$0</b>	<b>0.00</b>	<b>\$0</b>	<b>0.00</b>	<b>\$4,000,000</b>	<b>0.00</b>	<b>\$0</b>	<b>0.00</b>
GENERAL REVENUE	\$0	0.00	\$0	0.00	\$0	0.00		0.00
FEDERAL FUNDS	\$0	0.00	\$0	0.00	\$0	0.00		0.00
OTHER FUNDS	\$0	0.00	\$0	0.00	\$4,000,000	0.00		0.00



**NEW DECISION ITEM**

RANK: 6 OF 7

<b>Department of Higher Education and Workforce Development</b>	<b>Budget Unit</b> <u>55652C</u>
<b>Division of Missouri Grants and Scholarships</b>	
<b>A+ Dual Credit Program</b> <span style="float:right"><b>DI#1555058</b></span>	<b>HB Section</b> <u>3.065</u>

**1. AMOUNT OF REQUEST**

	FY 2021 Budget Request					FY 2021 Governor's Recommendation			
	GR	Federal	Other	Total		GR	Federal	Other	Total
PS	0	0	0	0	PS	0	0	0	0
EE	0	0	0	0	EE	0	0	0	0
PSD		0	23,549,216	23,549,216	PSD	0	0	0	0
TRF	0	0	0	0	TRF	0	0	0	0
<b>Total</b>	<b>0</b>	<b>0</b>	<b>23,549,216</b>	<b>23,549,216</b>	<b>Total</b>	<b>0</b>	<b>0</b>	<b>0</b>	<b>0</b>
FTE	0.00	0.00	0.00	0.00	FTE	0.00	0.00	0.00	0.00

<b>Est. Fringe</b>	0	0	0	0
--------------------	---	---	---	---

*Note: Fringes budgeted in House Bill 5 except for certain fringes budgeted directly to MoDOT, Highway Patrol, and Conservation.*

<b>Est. Fringe</b>	0	0	0	0
--------------------	---	---	---	---

*Note: Fringes budgeted in House Bill 5 except for certain fringes budgeted directly to MoDOT, Highway Patrol, and Conservation.*

Other Funds: A+ Dual Credit Program Fund (0431)

Other Funds:

**2. THIS REQUEST CAN BE CATEGORIZED AS:**

<input type="checkbox"/> New Legislation	<input checked="" type="checkbox"/>	New Program	<input type="checkbox"/> Fund Switch
<input type="checkbox"/> Federal Mandate	<input type="checkbox"/>	Program Expansion	<input type="checkbox"/> Cost to Continue
<input type="checkbox"/> GR Pick-Up	<input type="checkbox"/>	Space Request	<input type="checkbox"/> Equipment Replacement
<input type="checkbox"/> Pay Plan	<input type="checkbox"/>	Other: _____	

**3. WHY IS THIS FUNDING NEEDED? PROVIDE AN EXPLANATION FOR ITEMS CHECKED IN #2. INCLUDE THE FEDERAL OR STATE STATUTORY OR CONSTITUTIONAL AUTHORIZATION FOR THIS PROGRAM.**

The Dual Credit Program, authorized by section 160.545, RSMo, provides tuition and fee reimbursement for dual credit or dual enrollment coursework taken by high school students who meet the statutory A+ eligibility criteria. The dual credit or dual enrollment coursework may be offered in association with any postsecondary institution, or vocational or technical school. Section 160.545, RSMo was expanded to include the Dual Credit Program through House Bill 604 (2019).

This request is necessary to sufficiently fund the estimated 91,059 high school students taking 283,184 credit hours of dual credit or dual enrollment coursework at postsecondary institutions or qualifying vocational or technical schools, as well as initial operational costs including one new FTE and IT costs for system development.

**NEW DECISION ITEM**

RANK: 6 OF 7

<b>Department of Higher Education and Workforce Development</b>	<b>Budget Unit</b>	<u>55652C</u>
<b>Division of Missouri Grants and Scholarships</b>		
<b>A+ Dual Credit Program</b>	<b>DI#1555058</b>	<b>HB Section</b>
		<u>3.065</u>

**4. DESCRIBE THE DETAILED ASSUMPTIONS USED TO DERIVE THE SPECIFIC REQUESTED AMOUNT. (How did you determine that the requested number of FTE were appropriate? From what source or standard did you derive the requested levels of funding? Were alternatives such as outsourcing or automation considered? If based on new legislation, does request tie to TAFP fiscal note? If not, explain why. Detail which portions of the request are one-times and how those amounts were calculated.)**

This new decision item is based on the Truly Agreed to and Finally Passed fiscal note for House Bill 604. The cost to reimburse **dual credit coursework is estimated to be \$18,155,550**. Based on 2015-2016 data, 49,743 students completed 242,074 credit hours of dual credit coursework. MDHEWD data indicate the average cost of dual credit coursework is \$75 per credit hour. At that rate, tuition for 242,074 hours is \$18,155,550.

The cost to reimburse **dual enrollment coursework is estimated to be \$4,393,666**, with reimbursement at public four-year institutions and State Technical College of Missouri estimated to total \$994,329 and reimbursement at community colleges estimated to total \$3,399,337. Based on the most recent dual enrollment data available, 14,761 high school students completed 41,110 credit hours at public two- and four-year institutions in the 2016-2017 academic year. Of those, hours, 4,734 were completed at public four-year institutions and State Technical College of Missouri and 36,376 were completed at community colleges (4,734 + 36,376 = 41,110). In addition, Higher Education Student Funding Act (HESFA) data indicate the average tuition at public four-year institutions and State Technical College was \$234 in 2017-2018. It is assumed the average tuition will increase by one percent, to \$236, in FY 2021. In the absence of the data needed to calculate average tuition for dual enrollment courses offered by community colleges, this new decision item assumes a \$105 credit hour rate. It is also assumed that 89 percent of the dual enrollment credit hours will not overlap with the A+ Scholarship Program since approximately 11 percent of public high school graduates receive an A+ payment in the year following high school graduation. The \$994,329 estimate for dual enrollment coursework offered by four-year institutions and State Technical College of Missouri was calculated by multiplying the \$236 rate by the 4734 hours and the 89 percent adjustment. The \$3,399,337 estimate for dual enrollment coursework offered by community colleges was calculated by multiplying the \$105 rate by the 36,376 and the 89 percent adjustment.

This request also includes, per OA guidelines, the addition of a **Research Associate I position at an annual salary of \$35,350**, as well as related costs for expense and equipment to ensure adequate implementation and operation of this new program.

Finally, this request includes one-time costs of **\$257,580 for ITSD to develop an administrative web application** and **\$10,717 in start-up costs**.

The \$22,852,863 request is the some of the \$18,155,550 dual credit reimbursement, the \$4,393,666 dual enrollment reimbursement. An additional \$1 million in

**NEW DECISION ITEM**

RANK: 6 OF 7

<b>Department of Higher Education and Workforce Development</b>	<b>Budget Unit</b> <u>55652C</u>
<b>Division of Missouri Grants and Scholarships</b>	
<b>A+ Dual Credit Program</b> <span style="float:right"><b>DI#1555058</b></span>	<b>HB Section</b> <u>3.065</u>

**5. BREAK DOWN THE REQUEST BY BUDGET OBJECT CLASS, JOB CLASS, AND FUND SOURCE. IDENTIFY ONE-TIME COSTS.**

Budget Object Class/Job Class	Dept Req GR DOLLARS	Dept Req GR FTE	Dept Req FED DOLLARS	Dept Req FED FTE	Dept Req OTHER DOLLARS	Dept Req OTHER FTE	Dept Req TOTAL DOLLARS	Dept Req TOTAL FTE	Dept Req One-Time DOLLARS
							0		
<b>Total PS</b>	<u>0</u>	<u>0.0</u>	<u>0</u>	<u>0.0</u>	<u>0</u>	<u>0.0</u>	<u>0</u>	<u>0.0</u>	<u>0</u>
							0		
<b>Total EE</b>	<u>0</u>		<u>0</u>		<u>0</u>		<u>0</u>		<u>0</u>
Program Distributions					23,549,216		23,549,216		
<b>Total PSD</b>	<u>0</u>		<u>0</u>		<u>23,549,216</u>		<u>23,549,216</u>		<u>0</u>
Transfers									
<b>Total TRF</b>	<u>0</u>		<u>0</u>		<u>0</u>		<u>0</u>		<u>0</u>
<b>Grand Total</b>	<u>0</u>	<u>0.0</u>	<u>0</u>	<u>0.0</u>	<u>23,549,216</u>	<u>0.0</u>	<u>23,549,216</u>	<u>0.0</u>	<u>0</u>

NEW DECISION ITEM

RANK: 6 OF 7

Department of Higher Education and Workforce Development		Budget Unit	55652C
Division of Missouri Grants and Scholarships			
A+ Dual Credit Program	DI#1555058	HB Section	3.065

Budget Object Class/Job Class	Gov Rec GR DOLLARS	Gov Rec GR FTE	Gov Rec FED DOLLARS	Gov Rec FED FTE	Gov Rec OTHER DOLLARS	Gov Rec OTHER FTE	Gov Rec TOTAL DOLLARS	Gov Rec TOTAL FTE	Gov Rec One-Time DOLLARS
							0		
							0	0.0	
<b>Total PS</b>	<b>0</b>	<b>0.0</b>	<b>0</b>	<b>0.0</b>	<b>0</b>	<b>0.0</b>	<b>0</b>	<b>0.0</b>	<b>0</b>
							0		
							0		
							0		
<b>Total EE</b>	<b>0</b>		<b>0</b>		<b>0</b>		<b>0</b>		<b>0</b>
Program Distributions							0		
<b>Total PSD</b>	<b>0</b>		<b>0</b>		<b>0</b>		<b>0</b>		<b>0</b>
Transfers							0		
<b>Total TRF</b>	<b>0</b>		<b>0</b>		<b>0</b>		<b>0</b>		<b>0</b>
<b>Grand Total</b>	<b>0</b>	<b>0.0</b>	<b>0</b>	<b>0.0</b>	<b>0</b>	<b>0.0</b>	<b>0</b>	<b>0.0</b>	<b>0</b>

NEW DECISION ITEM

RANK: 6 OF 7

<u>Department of Higher Education and Workforce Development</u>	<u>Budget Unit</u> <u>55652C</u>
<u>Division of Missouri Grants and Scholarships</u>	
<u>A+ Dual Credit Program</u> <u>DI#1555058</u>	<u>HB Section</u> <u>3.065</u>

**6. PERFORMANCE MEASURES (If new decision item has an associated core, separately identify projected performance with & without additional funding.)**

**6a. Provide an activity measure(s) for the program.**

Students served.

N/A

**6b. Provide a measure(s) of the program's quality.**

The number of dual credit/dual enrollment students who matriculate into postsecondary education.

N/A

**6c. Provide a measure(s) of the program's impact.**

Number of awards by income.

N/A

**6d. Provide a measure(s) of the program's efficiency.**

Average award

N/A

**NEW DECISION ITEM**

**RANK:** 6 **OF** 7

<b>Department of Higher Education and Workforce Development</b>	<b>Budget Unit</b> <u>55652C</u>
<b>Division of Missouri Grants and Scholarships</b>	
<b>A+ Dual Credit Program</b> <b>DI#1555058</b>	<b>HB Section</b> <u>3.065</u>

**7. STRATEGIES TO ACHIEVE THE PERFORMANCE MEASUREMENT TARGETS:**

**DECISION ITEM SUMMARY**

Budget Unit									
Decision Item	FY 2019	FY 2019	FY 2020	FY 2020	FY 2021	FY 2021	*****	*****	
Budget Object Summary	ACTUAL	ACTUAL	BUDGET	BUDGET	DEPT REQ	DEPT REQ	SECURED	SECURED	
Fund	DOLLAR	FTE	DOLLAR	FTE	DOLLAR	FTE	COLUMN	COLUMN	
<b>A+ DUAL CREDIT PROGRAM</b>									
<b>A+ Dual Credit - Spending Authority Inc 1555058</b>									
PROGRAM-SPECIFIC									
DUAL CREDIT PROGRAM	0	0.00	0	0.00	23,549,216	0.00	0	0.00	
TOTAL - PD	0	0.00	0	0.00	23,549,216	0.00	0	0.00	
<b>TOTAL</b>	<b>0</b>	<b>0.00</b>	<b>0</b>	<b>0.00</b>	<b>23,549,216</b>	<b>0.00</b>	<b>0</b>	<b>0.00</b>	
<b>GRAND TOTAL</b>	<b>\$0</b>	<b>0.00</b>	<b>\$0</b>	<b>0.00</b>	<b>\$23,549,216</b>	<b>0.00</b>	<b>\$0</b>	<b>0.00</b>	

**DECISION ITEM DETAIL**

Budget Unit	FY 2019	FY 2019	FY 2020	FY 2020	FY 2021	FY 2021	*****	*****
Decision Item	ACTUAL	ACTUAL	BUDGET	BUDGET	DEPT REQ	DEPT REQ	SECURED	SECURED
Budget Object Class	DOLLAR	FTE	DOLLAR	FTE	DOLLAR	FTE	COLUMN	COLUMN
<b>A+ DUAL CREDIT PROGRAM</b>								
<b>A+ Dual Credit Spending Authority- 1555058</b>								
PROGRAM DISTRIBUTIONS	0	0.00	0	0.00	23,549,216	0.00	0	0.00
<b>TOTAL - PD</b>	<b>0</b>	<b>0.00</b>	<b>0</b>	<b>0.00</b>	<b>23,549,216</b>	<b>0.00</b>	<b>0</b>	<b>0.00</b>
<b>GRAND TOTAL</b>	<b>\$0</b>	<b>0.00</b>	<b>\$0</b>	<b>0.00</b>	<b>\$23,549,216</b>	<b>0.00</b>	<b>\$0</b>	<b>0.00</b>
GENERAL REVENUE	\$0	0.00	\$0	0.00	\$0	0.00		0.00
FEDERAL FUNDS	\$0	0.00	\$0	0.00	\$0	0.00		0.00
OTHER FUNDS	\$0	0.00	\$0	0.00	\$23,549,216	0.00		0.00



**CORE DECISION ITEM**

<b>Department of Higher Education and Workforce Development</b>	<b>Budget Unit</b> <u>55683C</u>
<b>Division of Missouri Student Grants and Scholarships</b>	
<b>Core Transfer - Fast Track Workforce Incentive Grant</b>	<b>HB Section</b> <u>3.070</u>

**1. CORE FINANCIAL SUMMARY**

	FY 2021 Budget Request						FY 2021 Governor's Recommendation				
	GR	Federal	Other	Total	E		GR	Federal	Other	Total	E
PS	0	0	0	0	0	PS	0	0	0	0	0
EE	0	0	0	0	0	EE	0	0	0	0	0
PSD	0	0	0	0	0	PSD	0	0	0	0	0
TRF	0	0	10,000,000	10,000,000		TRF	0	0	0	0	0
<b>Total</b>	<b>0</b>	<b>0</b>	<b>10,000,000</b>	<b>10,000,000</b>		<b>Total</b>	<b>0</b>	<b>0</b>	<b>0</b>	<b>0</b>	<b>0</b>
FTE	0.00	0.00	0.00	0.00		FTE	0.00	0.00	0.00	0.00	

<i>Est. Fringe</i>	0	0	0	0
--------------------	---	---	---	---

*Note: Fringes budgeted in House Bill 5 except for certain fringes budgeted directly to MoDOT, Highway Patrol, and Conservation.*

<i>Est. Fringe</i>	0	0	0	0
--------------------	---	---	---	---

*Note: Fringes budgeted in House Bill 5 except for certain fringes budgeted directly to MoDOT, Highway Patrol, and Conservation.*

Other Funds: Lottery Proceeds Fund (0291) - \$10,000,000

Other Funds:

**2. CORE DESCRIPTION**

There are two appropriations for this program. The core transfer appropriation provides the funds to be spent while the core appropriation provides the spending authority limit. This request is for a **transfer** from the Lottery Proceeds Fund of \$10,000,000.

**CORE DECISION ITEM**

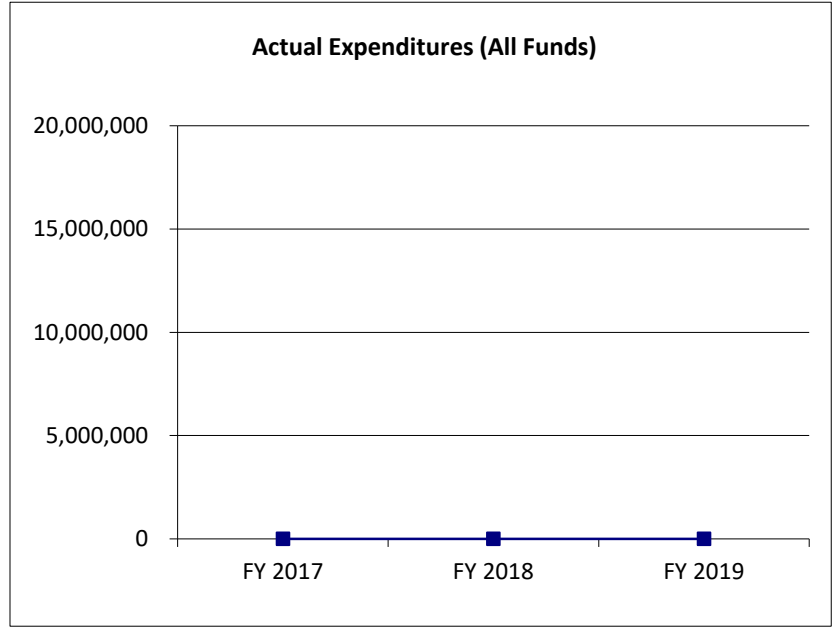
<b>Department of Higher Education and Workforce Development</b>	<b>Budget Unit</b> <u>55683C</u>
<b>Division of Missouri Student Grants and Scholarships</b>	
<b>Core Transfer - Fast Track Workforce Incentive Grant</b>	<b>HB Section</b> <u>3.070</u>

**3. PROGRAM LISTING (list programs included in this core funding)**

Fast Track Workforce Incentive Grant

**4. FINANCIAL HISTORY**

	<u>FY 2017 Actual</u>	<u>FY 2018 Actual</u>	<u>FY 2019 Actual</u>	<u>FY 2020 Current Yr.</u>
Appropriation (All Funds)	0	0	0	10,000,000
Less Reverted (All Funds)	0	0	0	(300,000)
Less Restricted (All Funds)	0	0	0	0
Budget Authority (All Funds)	0	0	0	N/A
Actual Expenditures (All Funds)	0	0	-	N/A
Unexpended (All Funds)	0	0	0	N/A
Unexpended, by Fund:				
General Revenue	0	0	0	N/A
Federal	0	0	0	N/A
Other	0	0	0	N/A



Reverted includes the statutory three-percent reserve amount (when applicable).  
 Restricted includes any Governor's Expenditure Restrictions which remained at the end of the fiscal year (when applicable).

**NOTES:** This is a new program that began in FY 2020.

**CORE RECONCILIATION DETAIL**

---

**DEPARTMENT OF HIGHER EDUCATION  
FAST TRACK SCHOLARSHIP TRF**

**5. CORE RECONCILIATION DETAIL**

---

	<b>Budget Class</b>	<b>FTE</b>	<b>GR</b>	<b>Federal</b>	<b>Other</b>	<b>Total</b>	<b>Explanation</b>
<b>TAFP AFTER VETOES</b>							
	TRF	0.00	0	0	10,000,000	10,000,000	
	<b>Total</b>	<b>0.00</b>	<b>0</b>	<b>0</b>	<b>10,000,000</b>	<b>10,000,000</b>	
<b>DEPARTMENT CORE REQUEST</b>							
	TRF	0.00	0	0	10,000,000	10,000,000	
	<b>Total</b>	<b>0.00</b>	<b>0</b>	<b>0</b>	<b>10,000,000</b>	<b>10,000,000</b>	
<b>GOVERNOR'S RECOMMENDED CORE</b>							
	TRF	0.00	0	0	10,000,000	10,000,000	
	<b>Total</b>	<b>0.00</b>	<b>0</b>	<b>0</b>	<b>10,000,000</b>	<b>10,000,000</b>	

**DECISION ITEM SUMMARY**

Budget Unit									
Decision Item	FY 2019	FY 2019	FY 2020	FY 2020	FY 2021	FY 2021	*****	*****	
Budget Object Summary	ACTUAL	ACTUAL	BUDGET	BUDGET	DEPT REQ	DEPT REQ	SECURED	SECURED	
Fund	DOLLAR	FTE	DOLLAR	FTE	DOLLAR	FTE	COLUMN	COLUMN	
<b>FAST TRACK SCHOLARSHIP TRF</b>									
<b>CORE</b>									
FUND TRANSFERS									
LOTTERY PROCEEDS	0	0.00	10,000,000	0.00	10,000,000	0.00	0	0.00	
TOTAL - TRF	0	0.00	10,000,000	0.00	10,000,000	0.00	0	0.00	
<b>TOTAL</b>	<b>0</b>	<b>0.00</b>	<b>10,000,000</b>	<b>0.00</b>	<b>10,000,000</b>	<b>0.00</b>	<b>0</b>	<b>0.00</b>	
<b>Fast Track Core transfer - 1555054</b>									
FUND TRANSFERS									
GENERAL REVENUE	0	0.00	0	0.00	14,445,014	0.00	0	0.00	
TOTAL - TRF	0	0.00	0	0.00	14,445,014	0.00	0	0.00	
<b>TOTAL</b>	<b>0</b>	<b>0.00</b>	<b>0</b>	<b>0.00</b>	<b>14,445,014</b>	<b>0.00</b>	<b>0</b>	<b>0.00</b>	
<b>GRAND TOTAL</b>	<b>\$0</b>	<b>0.00</b>	<b>\$10,000,000</b>	<b>0.00</b>	<b>\$24,445,014</b>	<b>0.00</b>	<b>\$0</b>	<b>0.00</b>	

**DECISION ITEM DETAIL**

Budget Unit	FY 2019	FY 2019	FY 2020	FY 2020	FY 2021	FY 2021	*****	*****
Decision Item	ACTUAL	ACTUAL	BUDGET	BUDGET	DEPT REQ	DEPT REQ	SECURED	SECURED
Budget Object Class	DOLLAR	FTE	DOLLAR	FTE	DOLLAR	FTE	COLUMN	COLUMN
<b>FAST TRACK SCHOLARSHIP TRF</b>								
<b>CORE</b>								
TRANSFERS OUT	0	0.00	10,000,000	0.00	10,000,000	0.00	0	0.00
<b>TOTAL - TRF</b>	<b>0</b>	<b>0.00</b>	<b>10,000,000</b>	<b>0.00</b>	<b>10,000,000</b>	<b>0.00</b>	<b>0</b>	<b>0.00</b>
<b>GRAND TOTAL</b>	<b>\$0</b>	<b>0.00</b>	<b>\$10,000,000</b>	<b>0.00</b>	<b>\$10,000,000</b>	<b>0.00</b>	<b>\$0</b>	<b>0.00</b>
GENERAL REVENUE	\$0	0.00	\$0	0.00	\$0	0.00		0.00
FEDERAL FUNDS	\$0	0.00	\$0	0.00	\$0	0.00		0.00
OTHER FUNDS	\$0	0.00	\$10,000,000	0.00	\$10,000,000	0.00		0.00

**NEW DECISION ITEM**

RANK: 5 OF 7

<b>Department of Higher Education and Workforce Development</b>	<b>Budget Unit</b>	<u>55683C</u>
<b>Division of Missouri Grants and Scholarships</b>	<b>HB Section</b>	<u>3.070</u>
<b>Transfer - Fast Track Scholarship</b> <span style="float:right">DI#1555054</span>		

**1. AMOUNT OF REQUEST**

	FY 2021 Budget Request					E		FY 2021 Governor's Recommendation					E
	GR	Federal	Other	Total				GR	Federal	Other	Total		
PS	0	0	0	0	0		PS	0	0	0	0	0	
EE	0	0	0	0	0		EE	0	0	0	0	0	
PSD	0	0	0	0	0		PSD	0	0	0	0	0	
TRF	14,445,014	0	0	14,445,014			TRF	0	0	0	0	0	
<b>Total</b>	<b>14,445,014</b>	<b>0</b>	<b>0</b>	<b>14,445,014</b>			<b>Total</b>	<b>0</b>	<b>0</b>	<b>0</b>	<b>0</b>	<b>0</b>	

<b>FTE</b>	<b>0.00</b>	<b>0.00</b>	<b>0.00</b>	<b>0.00</b>		<b>FTE</b>	<b>0.00</b>	<b>0.00</b>	<b>0.00</b>	<b>0.00</b>
------------	-------------	-------------	-------------	-------------	--	------------	-------------	-------------	-------------	-------------

<b>Est. Fringe</b>	<u>0</u>	<u>0</u>	<u>0</u>	<u>0</u>
--------------------	----------	----------	----------	----------

*Note: Fringes budgeted in House Bill 5 except for certain fringes budgeted directly to MoDOT, Highway Patrol, and Conservation.*

<b>Est. Fringe</b>	<u>0</u>	<u>0</u>	<u>0</u>	<u>0</u>
--------------------	----------	----------	----------	----------

*Note: Fringes budgeted in House Bill 5 except for certain fringes budgeted directly to MoDOT, Highway Patrol, and Conservation.*

Other Funds: \_\_\_\_\_ Other Funds: \_\_\_\_\_

**2. THIS REQUEST CAN BE CATEGORIZED AS:**

<input type="checkbox"/> New Legislation	<input type="checkbox"/> New Program	<input type="checkbox"/> Fund Switch
<input type="checkbox"/> Federal Mandate	<input type="checkbox"/> Program Expansion	<input checked="" type="checkbox"/> Cost to Continue
<input type="checkbox"/> GR Pick-Up	<input type="checkbox"/> Space Request	<input type="checkbox"/> Equipment Replacement
<input type="checkbox"/> Pay Plan	<input type="checkbox"/> Other: _____	

**3. WHY IS THIS FUNDING NEEDED? PROVIDE AN EXPLANATION FOR ITEMS CHECKED IN #2. INCLUDE THE FEDERAL OR STATE STATUTORY OR CONSTITUTIONAL AUTHORIZATION FOR THIS PROGRAM.**

**Scholarship Transfer Request:** The Fast-Track Workforce Incentive Grant, authorized by sections 173.2553-173.2554, RSMo, provides assistance to adults who are seeking to upgrade or retool their skills in order to enter high demand, high wage occupations. Students in educational programs designated by the Coordinating Board for Higher Education that prepare students to enter these occupations and lead to receipt of a certificate, degree, or industry-recognized credential are eligible. The program includes a need component which limits eligibility to individuals with an adjusted gross income of \$80,000 or less, if married filing jointly, or \$40,000 or less for all other tax filing statuses. Awards under the program cover the amount of tuition and fees remaining after all other governmental non-loan student assistance is applied. If all tuition and fee costs are covered by other aid, the student is eligible for an award of up to \$500 per term or the remaining cost of attendance, whichever is lower. Students must be enrolled at least half-time to be eligible.

**NEW DECISION ITEM**

RANK: 5 OF 7

<b>Department of Higher Education and Workforce Development</b>	<b>Budget Unit</b>	<u>55683C</u>
<b>Division of Missouri Grants and Scholarships</b>		
<b>Transfer - Fast Track Scholarship</b> <span style="float:right"><b>DI#1555054</b></span>	<b>HB Section</b>	<u>3.070</u>

**4. DESCRIBE THE DETAILED ASSUMPTIONS USED TO DERIVE THE SPECIFIC REQUESTED AMOUNT. (How did you determine that the requested number of FTE were appropriate? From what source or standard did you derive the requested levels of funding? Were alternatives such as outsourcing or automation considered? If based on new legislation, does request tie to TAFP fiscal note? If not, explain why. Detail which portions of the request are one-times and how those amounts were calculated.)**

The program provides for grants to adult students who either are at least 25 years old or who have not been enrolled in postsecondary education for two years prior to application. This request is based on estimates for students who are entering postsecondary education for the training or retraining as well as those with some postsecondary education but no degree. In addition, this request is based on estimates of the programs that have been designated, as well as implementation costs, two additional FTE and an assumed 2 percent inflationary increase from the May 10, 2019 fiscal note for Senate Bill 68. This request assumes the \$10 million core transfer request will be approved. The \$10 million core transfer combined with this request for \$14,608,037 will fill the need for the \$24,607,037 detailed below and as described in the fiscal note for SB 68 in the 2019 legislative session.

It would cost an estimated \$12,537,024 to fund approximately 10,744 students seeking training or retraining. This is based on current enrollment of students who are 25 or older and have a reported adjusted gross income of \$80,000 or less in programs that have been designated by the CBHE (9,767 students), with a 10 percent increase to account for increased interest in designated programs as a result of this grant (977). Within this population, it is assumed that 9,777 students (91 percent) will be eligible for a federal Pell grant which, along with other aid, would cover most or all of these students' tuition and fee costs, resulting in an estimated average award of \$1,000. It is assumed the remaining 967 students (9 percent) would have an estimated average award of \$2,600 based on a more limited financial aid package.  $(\$1,000 \times 9,777 = \$9,777,000) + (\$2,600 \times 967 = \$2,514,200) = \$12,291,200 \times 1.02 = \$12,537,024$ .

It would cost an estimated \$11,907,990 to fund approximately 7,140 students who have some postsecondary education but no degree. This is based on an estimated one percent of the 714,000 Missouri residents who have some college but no degree according to the most recent U.S. Census data. The one percent estimate assumes it will be difficult to convince these individuals to return to postsecondary education given the program areas that have been designated by the CBHE. Of the 7,140 students, approximately 6,497 (91 percent) would be Pell grant eligible and would receive an average award of \$1,500. Higher awards are assumed here because it would be expected that many of these students would enroll in four-year institutions, where tuition is substantially higher. It is assumed the remaining 643 students (9 percent) would not be Pell grant eligible and would receive an average award of \$3,000.  $(\$1,500 \times 6,497 = \$9,745,500) + (\$3,000 \times 643 = \$1,929,000) = \$11,674,500 \times 1.02 = \$11,907,990$ .

In addition to direct costs of reimbursement, it is estimated that \$54,734 in expense and equipment are required.

Finally, two additional staff FTE, a Research Analyst II with a salary of \$35,350 and an Executive I with a salary of \$28,316, would be required to administer this new program that will increase the number of state aid recipients, as well as the need for communication and data verification. In addition to the \$63,666 in total salaries, \$44,623 in total fringe benefits would be required.  $(\$12,537,024 + 11,907,990 + 54,734 + \$63,666 + \$44,623 = \$24,608,037 - \$10,000,000 = \$14,608,037)$ . **This transfer request is the \$14,445,014 million needed for scholarships with the remainder of the fiscal needs in the GR request for staff and operating expenses.**

**NEW DECISION ITEM**

RANK: 5 OF 7

<b>Department of Higher Education and Workforce Development</b>			<b>Budget Unit</b>			<u>55683C</u>					
<b>Division of Missouri Grants and Scholarships</b>			<b>HB Section</b>			<u>3.070</u>					
<b>Transfer - Fast Track Scholarship</b>			<b>DI#1555054</b>								
<b>5. BREAK DOWN THE REQUEST BY BUDGET OBJECT CLASS, JOB CLASS, AND FUND SOURCE. IDENTIFY ONE-TIME COSTS.</b>											
<b>Budget Object Class/Job Class</b>	<b>Dept Req GR DOLLARS</b>	<b>Dept Req GR FTE</b>	<b>Dept Req FED DOLLARS</b>	<b>Dept Req FTE</b>	<b>FED</b>	<b>Dept Req OTHER DOLLARS</b>	<b>Dept Req OTHER FTE</b>	<b>Dept Req TOTAL DOLLARS</b>	<b>Dept Req TOTAL FTE</b>	<b>Dept Req One-Time DOLLARS</b>	<b>E</b>
								0			
								0	0.0		
<b>Total PS</b>	<u>0</u>	<u>0.0</u>	<u>0</u>		<u>0.0</u>	<u>0</u>	<u>0.0</u>	<u>0</u>	<u>0.0</u>	<u>0</u>	
								0			
								0			
<b>Total EE</b>	<u>0</u>		<u>0</u>			<u>0</u>		<u>0</u>		<u>0</u>	
Program Distributions								0			
<b>Total PSD</b>	<u>0</u>		<u>0</u>			<u>0</u>		<u>0</u>		<u>0</u>	
Transfers	14,445,014							14,445,014			
<b>Total TRF</b>	<u>14,445,014</u>		<u>0</u>			<u>0</u>		<u>14,445,014</u>		<u>0</u>	
<b>Grand Total</b>	<u>14,445,014</u>	<u>0.0</u>	<u>0</u>		<u>0.0</u>	<u>0</u>	<u>0.0</u>	<u>14,445,014</u>	<u>0.0</u>	<u>0</u>	



NEW DECISION ITEM

RANK: 5

OF 7

<b>Department of Higher Education and Workforce Development</b>		<b>Budget Unit</b>		<u>55683C</u>							
<b>Division of Missouri Grants and Scholarships</b>		<b>HB Section</b>		<u>3.070</u>							
<b>Transfer - Fast Track Scholarship</b>		<b>DI#1555054</b>									
<b>Budget Object Class/Job Class</b>	<b>Gov Rec GR DOLLARS</b>	<b>Gov Rec GR FTE</b>	<b>Gov Rec FED DOLLARS</b>	<b>Gov Rec FTE</b>	<b>FED DOLLARS</b>	<b>Gov Rec OTHER DOLLARS</b>	<b>Gov Rec OTHER FTE</b>	<b>Gov Rec TOTAL DOLLARS</b>	<b>Gov Rec TOTAL FTE</b>	<b>Gov Rec One-Time DOLLARS</b>	<b>E</b>
								0			
								0	0.0		
<b>Total PS</b>	<u>0</u>	<u>0.0</u>	<u>0</u>		<u>0.0</u>	<u>0</u>	<u>0.0</u>	<u>0</u>	<u>0.0</u>	<u>0</u>	
								0			
								0			
								0			
<b>Total EE</b>	<u>0</u>		<u>0</u>			<u>0</u>		<u>0</u>		<u>0</u>	
Program Distributions											
<b>Total PSD</b>	<u>0</u>		<u>0</u>			<u>0</u>		<u>0</u>		<u>0</u>	
Transfers											
<b>Total TRF</b>	<u>0</u>		<u>0</u>			<u>0</u>		<u>0</u>		<u>0</u>	
<b>Grand Total</b>	<u>0</u>	<u>0.0</u>	<u>0</u>		<u>0.0</u>	<u>0</u>	<u>0.0</u>	<u>0</u>	<u>0.0</u>	<u>0</u>	

NEW DECISION ITEM

RANK: 5

OF 7

<u>Department of Higher Education and Workforce Development</u>	<u>Budget Unit</u>	<u>55683C</u>	
<u>Division of Missouri Grants and Scholarships</u>			
<u>Transfer - Fast Track Scholarship</u>	<u>DI#1555054</u>	<u>HB Section</u>	<u>3.070</u>

**6. PERFORMANCE MEASURES (If new decision item has an associated core, separately identify projected performance with & without additional funding.)**

**6a. Provide an activity measure(s) for the program.**

Students Receiving Grants

Data is currently unavailable for this new program.

**6b. Provide a measure(s) of the program's quality.**

Number of Recipients Achieving a Certificate, Degree, or Industry-recognized Credential

Data is currently unavailable for this new program.

**6c. Provide a measure(s) of the program's impact.**

Number of Recipients Entering the Workforce

Data is currently unavailable for this new program.

**6d. Provide a measure(s) of the program's efficiency.**

Average Reimbursement

Data is currently unavailable for this new program.

NEW DECISION ITEM

RANK: 5

OF 7

<u>Department of Higher Education and Workforce Development</u>	<u>Budget Unit</u>	<u>55683C</u>
<u>Division of Missouri Grants and Scholarships</u>		
<u>Transfer - Fast Track Scholarship</u> <u>DI#1555054</u>	<u>HB Section</u>	<u>3.070</u>

7. STRATEGIES TO ACHIEVE THE PERFORMANCE MEASUREMENT TARGETS:

**DECISION ITEM DETAIL**

Budget Unit	FY 2019	FY 2019	FY 2020	FY 2020	FY 2021	FY 2021	*****	*****
Decision Item	ACTUAL	ACTUAL	BUDGET	BUDGET	DEPT REQ	DEPT REQ	SECURED	SECURED
Budget Object Class	DOLLAR	FTE	DOLLAR	FTE	DOLLAR	FTE	COLUMN	COLUMN
<b>FAST TRACK SCHOLARSHIP TRF</b>								
Fast Track Core transfer - 1555054								
TRANSFERS OUT	0	0.00	0	0.00	14,445,014	0.00	0	0.00
<b>TOTAL - TRF</b>	<b>0</b>	<b>0.00</b>	<b>0</b>	<b>0.00</b>	<b>14,445,014</b>	<b>0.00</b>	<b>0</b>	<b>0.00</b>
<b>GRAND TOTAL</b>	<b>\$0</b>	<b>0.00</b>	<b>\$0</b>	<b>0.00</b>	<b>\$14,445,014</b>	<b>0.00</b>	<b>\$0</b>	<b>0.00</b>
GENERAL REVENUE	\$0	0.00	\$0	0.00	\$14,445,014	0.00		0.00
FEDERAL FUNDS	\$0	0.00	\$0	0.00	\$0	0.00		0.00
OTHER FUNDS	\$0	0.00	\$0	0.00	\$0	0.00		0.00

**CORE DECISION ITEM**

<b>Department of Higher Education and Workforce Development</b>	<b>Budget Unit</b> <u>55684C</u>
<b>Division of Missouri Student Grants and Scholarships</b>	
<b>Core - Fast Track Workforce Incentive Grant</b>	<b>HB Section</b> <u>3.075</u>

**1. CORE FINANCIAL SUMMARY**

	FY 2021 Budget Request						FY 2021 Governor's Recommendation				
	GR	Federal	Other	Total	E		GR	Federal	Other	Total	E
PS	0	0	0	0	0	PS	0	0	0	0	
EE	0	0	0	0	0	EE	0	0	0	0	
PSD	0	0	10,000,000	10,000,000		PSD	0	0	0	0	
TRF	0	0	0	0		TRF	0	0	0	0	
<b>Total</b>	<b>0</b>	<b>0</b>	<b>10,000,000</b>	<b>10,000,000</b>		<b>Total</b>	<b>0</b>	<b>0</b>	<b>0</b>	<b>0</b>	
<b>FTE</b>	<b>0.00</b>	<b>0.00</b>	<b>0.00</b>	<b>0.00</b>		<b>FTE</b>	<b>0.00</b>	<b>0.00</b>	<b>0.00</b>	<b>0.00</b>	

<i>Est. Fringe</i>	0	0	0	0
--------------------	---	---	---	---

<i>Est. Fringe</i>	0	0	0	0
--------------------	---	---	---	---

*Note: Fringes budgeted in House Bill 5 except for certain fringes budgeted directly to MoDOT, Highway Patrol, and Conservation.*

*Note: Fringes budgeted in House Bill 5 except for certain fringes budgeted directly to MoDOT, Highway Patrol, and Conservation.*

Other Funds: Fast Track Scholarship (0488)

Other Funds:

**2. CORE DESCRIPTION**

The Fast-Track Workforce Incentive Grant created by Senate Bill 68 (2019) provides assistance to adults who are seeking to upgrade or retool their skills in order to enter high demand, high wage occupations. Students in programs in an educational area designated by the Coordinating Board for Higher Education as preparing students to enter these occupations and leading to receipt of a certificate, degree, or industry-recognized credential are eligible. The program includes a need component which limits eligibility to individuals with an adjusted gross income of \$80,000 or less if married filing jointly or \$40,000 or less for all other tax filing statuses. Awards under the program cover the amount of tuition and fees remaining after all other governmental non-loan student assistance is applied. If all tuition and fee costs are covered by other aid, the student is eligible for an award of up to \$500 per term or the remaining cost of attendance, whichever is lower. Students must be enrolled at least half-time to be eligible.

There are two appropriations for this program. The core transfer appropriation provides the funds to be spent while the core appropriation provides the spending authority limit. This core request of \$10,000,000 will provide grants to an estimated 6,600 students.

**CORE DECISION ITEM**

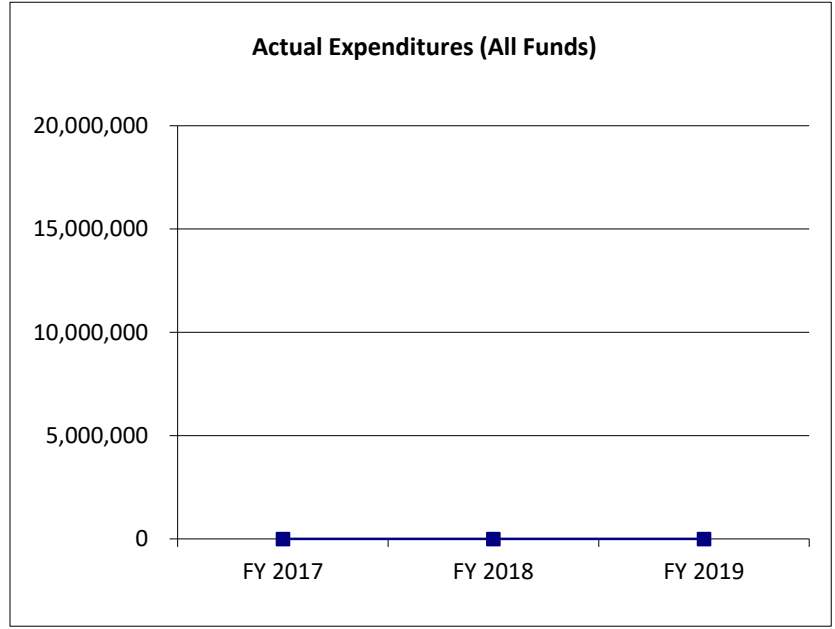
<b>Department of Higher Education and Workforce Development</b>	<b>Budget Unit</b> <u>55684C</u>
<b>Division of Missouri Student Grants and Scholarships</b>	
<b>Core - Fast Track Workforce Incentive Grant</b>	<b>HB Section</b> <u>3.075</u>

**3. PROGRAM LISTING (list programs included in this core funding)**

Fast Track Workforce Incentive Grant

**4. FINANCIAL HISTORY**

	<u>FY 2017</u> <u>Actual</u>	<u>FY 2018</u> <u>Actual</u>	<u>FY 2019</u> <u>Actual</u>	<u>FY 2020</u> <u>Current Yr.</u>
Appropriation (All Funds)	0	0	0	10,000,000
Less Reverted (All Funds)	0	0	0	0
Less Restricted (All Funds)	0	0	0	0
Budget Authority (All Funds)	0	0	0	N/A
Actual Expenditures (All Funds)	0	0	0	N/A
Unexpended (All Funds)	0	0	0	N/A
Unexpended, by Fund:				
General Revenue	0	0	0	N/A
Federal	0	0	0	N/A
Other	0	0	0	N/A



Reverted includes the statutory three-percent reserve amount (when applicable).  
 Restricted includes any Governor's Expenditure Restrictions which remained at the end of the fiscal year (when applicable).

**NOTES:**

**CORE RECONCILIATION DETAIL**

---

**DEPARTMENT OF HIGHER EDUCATION  
FAST TRACK SCHOLARSHIP**

---

**5. CORE RECONCILIATION DETAIL**

---

	<b>Budget Class</b>	<b>FTE</b>	<b>GR</b>	<b>Federal</b>	<b>Other</b>	<b>Total</b>	<b>Explanation</b>
<b>TAFP AFTER VETOES</b>							
	PD	0.00	0	0	10,000,000	10,000,000	
	<b>Total</b>	<b>0.00</b>	<b>0</b>	<b>0</b>	<b>10,000,000</b>	<b>10,000,000</b>	
<b>DEPARTMENT CORE REQUEST</b>							
	PD	0.00	0	0	10,000,000	10,000,000	
	<b>Total</b>	<b>0.00</b>	<b>0</b>	<b>0</b>	<b>10,000,000</b>	<b>10,000,000</b>	
<b>GOVERNOR'S RECOMMENDED CORE</b>							
	PD	0.00	0	0	10,000,000	10,000,000	
	<b>Total</b>	<b>0.00</b>	<b>0</b>	<b>0</b>	<b>10,000,000</b>	<b>10,000,000</b>	

**DECISION ITEM DETAIL**

Budget Unit	FY 2019	FY 2019	FY 2020	FY 2020	FY 2021	FY 2021	*****	*****
Decision Item	ACTUAL	ACTUAL	BUDGET	BUDGET	DEPT REQ	DEPT REQ	SECURED	SECURED
Budget Object Class	DOLLAR	FTE	DOLLAR	FTE	DOLLAR	FTE	COLUMN	COLUMN
<b>FAST TRACK SCHOLARSHIP</b>								
<b>CORE</b>								
PROGRAM DISTRIBUTIONS	0	0.00	10,000,000	0.00	10,000,000	0.00	0	0.00
<b>TOTAL - PD</b>	<b>0</b>	<b>0.00</b>	<b>10,000,000</b>	<b>0.00</b>	<b>10,000,000</b>	<b>0.00</b>	<b>0</b>	<b>0.00</b>
<b>GRAND TOTAL</b>	<b>\$0</b>	<b>0.00</b>	<b>\$10,000,000</b>	<b>0.00</b>	<b>\$10,000,000</b>	<b>0.00</b>	<b>\$0</b>	<b>0.00</b>
GENERAL REVENUE	\$0	0.00	\$0	0.00	\$0	0.00		0.00
FEDERAL FUNDS	\$0	0.00	\$0	0.00	\$0	0.00		0.00
OTHER FUNDS	\$0	0.00	\$10,000,000	0.00	\$10,000,000	0.00		0.00



**PROGRAM DESCRIPTION**

**Department of Higher Education and Workforce Development**

**HB Section(s):** 3.075

**Program Name:** Fast Track Scholarship

**Program is found in the following core budget(s):** Fast Track Scholarship

**1a. What strategic priority does this program address?**

Affordability, Access and Success

**1b. What does this program do?**

Implemented in FY 20, this need-based program addresses workforce needs by encouraging adults who have not yet received a bachelor's degree to complete a certificate, degree, or industry-recognized credential in an area designated by the Coordinating Board for Higher Education as high need. Grant recipients must maintain Missouri residency and work in Missouri for three years after graduation to prevent the grant from becoming a loan that must be repaid with interest. The award is based on remaining tuition and fees after all non-loan governmental sources of funding have been applied. If all tuition and fee costs are covered by other aid, the award is the lesser of \$500 or the student's remaining cost of attendance. Need is based on the student's adjusted gross income.

**2a. Provide an activity measure(s) for the program.**

Students Receiving Grants

This measure will be updated when more information about this new program is known.

**2b. Provide a measure(s) of the program's quality.**

Number of recipients achieving a certificate, degree, or industry-recognized credential

This measure will be updated when more information about this new program is known.

**2c. Provide a measure(s) of the program's impact.**

Number of recipients employed in Missouri after receipt of a credential

This measure will be updated when more information about this new program is known.

**PROGRAM DESCRIPTION**

Department of Higher Education and Workforce Development

HB Section(s): 3.075

Program Name: Fast Track Scholarship


Program is found in the following core budget(s): Fast Track Scholarship

2d. Provide a measure(s) of the program's efficiency.

Average Award

This measure will be updated when more information about this new program is known.

3. Provide actual expenditures for the prior three fiscal years and planned expenditures for the current fiscal year. (Note: Amounts do not include fringe benefit costs.)



4. What are the sources of the "Other " funds?

Fast Track Scholarship (0488)

5. What is the authorization for this program, i.e., federal or state statute, etc.? (Include the federal program number, if applicable.)

Section 173.1153-1154, RSMo

6. Are there federal matching requirements? If yes, please explain.

No

7. Is this a federally mandated program? If yes, please explain.

No

NEW DECISION ITEM  
 RANK: 5 OF 7

<b>Department of Higher Education and Workforce Development</b>	Budget Unit <u>55683C</u>
<b>Division of Missouri Grants and Scholarships</b>	
<b>Fast Track Scholarship</b> <span style="float: right;">DI#1555001</span>	HB Section <u>3.070</u>

**1. AMOUNT OF REQUEST**

	FY 2021 Budget Request				E		FY 2021 Governor's Recommendation				E
	GR	Federal	Other	Total			GR	Federal	Other	Total	
PS	0	0	0	0		PS	0	0	0	0	
EE	0	0	0	0		EE	0	0	0	0	
PSD	0	0	16,445,014	16,445,014		PSD	0	0	0	0	
TRF	0	0	0	0		TRF	0	0	0	0	
<b>Total</b>	<b>0</b>	<b>0</b>	<b>16,445,014</b>	<b>16,445,014</b>		<b>Total</b>	<b>0</b>	<b>0</b>	<b>0</b>	<b>0</b>	
<b>FTE</b>	<b>0.00</b>	<b>0.00</b>	<b>0.00</b>	<b>0.00</b>		<b>FTE</b>	<b>0.00</b>	<b>0.00</b>	<b>0.00</b>	<b>0.00</b>	
<i>Est. Fringe</i>	<i>0</i>	<i>0</i>	<i>0</i>	<i>0</i>		<i>Est. Fringe</i>	<i>0</i>	<i>0</i>	<i>0</i>	<i>0</i>	
<i>Note: Fringes budgeted in House Bill 5 except for certain fringes budgeted directly to MoDOT, Highway Patrol, and Conservation.</i>						<i>Note: Fringes budgeted in House Bill 5 except for certain fringes budgeted directly to MoDOT, Highway Patrol, and Conservation.</i>					

Other Funds: Fast Track Scholarship (0488) Other Funds:

**2. THIS REQUEST CAN BE CATEGORIZED AS:**

<input type="checkbox"/> New Legislation	<input type="checkbox"/> New Program	<input type="checkbox"/> Fund Switch
<input type="checkbox"/> Federal Mandate	<input type="checkbox"/> Program Expansion	<input checked="" type="checkbox"/> Cost to Continue
<input type="checkbox"/> GR Pick-Up	<input type="checkbox"/> Space Request	<input type="checkbox"/> Equipment Replacement
<input type="checkbox"/> Pay Plan	<input type="checkbox"/> Other: _____	

**3. WHY IS THIS FUNDING NEEDED? PROVIDE AN EXPLANATION FOR ITEMS CHECKED IN #2. INCLUDE THE FEDERAL OR STATE STATUTORY OR CONSTITUTIONAL AUTHORIZATION FOR THIS PROGRAM.**

The Fast-Track Workforce Incentive Grant, authorized by sections 173.2553-173.2554, RSMo, provides assistance to adults who are seeking to upgrade or retool their skills in order to enter high demand, high wage occupations. Students in educational programs designated by the Coordinating Board for Higher Education that prepare students to enter these occupations and lead to receipt of a certificate, degree, or industry-recognized credential are eligible. The program includes a need component which limits eligibility to individuals with an adjusted gross income of \$80,000 or less, if married filing jointly, or \$40,000 or less for all other tax filing statuses. Awards under the program cover the amount of tuition and fees remaining after all other governmental non-loan student assistance is applied. If all tuition and fee costs are covered by other aid, the student is eligible for an award of up to \$500 per term or the remaining cost of attendance, whichever is lower. Students must be enrolled at least half-time to be eligible.

NEW DECISION ITEM  
 RANK: 5 OF 7

<u>Department of Higher Education and Workforce Development</u>	Budget Unit	<u>55683C</u>
<u>Division of Missouri Grants and Scholarships</u>		
<u>Fast Track Scholarship</u>	HB Section	<u>3.070</u>
<u>DI#1555001</u>		

**4. DESCRIBE THE DETAILED ASSUMPTIONS USED TO DERIVE THE SPECIFIC REQUESTED AMOUNT. (How did you determine that the requested number of FTE were appropriate? From what source or standard did you derive the requested levels of funding? Were alternatives such as outsourcing or automation considered? If based on new legislation, does request tie to TAFP fiscal note? If not, explain why. Detail which portions of the request are one-times and how those amounts were calculated.)**

The program provides for grants to adult students who either are at least 25 years old or who have not been enrolled in postsecondary education for two years prior to application. This request is based on estimates for students who are entering postsecondary education for the training or retraining as well as those with some postsecondary education but no degree. In addition, this request is based on estimates of the programs that have been designated, as well as implementation costs, two additional FTE and an assumed 2 percent inflationary increase from the May 10, 2019 fiscal note for Senate Bill 68. This request assumes the \$10 million core transfer request will be approved. The \$10 million core transfer combined with this request for \$14,608,037 will fill the need for the \$24,607,037 detailed below and as described in the fiscal note for SB 68 in the 2019 legislative session.

It would cost an estimated \$12,537,024 to fund approximately 10,744 students seeking training or retraining. This is based on current enrollment of students who are 25 or older and have a reported adjusted gross income of \$80,000 or less in programs that have been designated by the CBHE (9,767 students), with a 10 percent increase to account for increased interest in designated programs as a result of this grant (977). Within this population, it is assumed that 9,777 students (91 percent) will be eligible for a federal Pell grant which, along with other aid, would cover most or all of these students' tuition and fee costs, resulting in an estimated average award of \$1,000. It is assumed the remaining 967 students (9 percent) would have an estimated average award of \$2,600 based on a more limited financial aid package.  $((\$1,000 \times 9,777 = \$9,777,000) + (\$2,600 \times 967 = \$2,514,200) = \$12,291,200 \times 1.02 = \$12,537,024)$ .

It would cost an estimated \$11,907,990 to fund approximately 7,140 students who have some postsecondary education but no degree. This is based on an estimated one percent of the 714,000 Missouri residents who have some college but no degree according to the most recent U.S. Census data. The one percent estimate assumes it will be difficult to convince these individuals to return to postsecondary education given the program areas that have been designated by the CBHE. Of the 7,140 students, approximately 6,497 (91 percent) would be Pell grant eligible and would receive an average award of \$1,500. Higher awards are assumed here because it would be expected that many of these students would enroll in four-year institutions, where tuition is substantially higher. It is assumed the remaining 643 students (9 percent) would not be Pell grant eligible and would receive an average award of \$3,000.  $((\$1,500 \times 6,497 = \$9,745,500) + (\$3,000 \times 643 = \$1,929,000) = \$11,674,500 \times 1.02 = \$11,907,990)$ .

In addition to direct costs of reimbursement, it is estimated that \$54,734 in expense and equipment are required. Finally, two additional staff FTE, a Research Analyst II with a salary of \$35,350 and an Executive I with a salary of \$28,316, would be required to administer this new program that will increase the number of state aid recipients, as well as the need for communication and data verification. In addition to the \$63,666 in total salaries, \$44,623 in outreach materials would be required.  $(\$12,537,024 + 11,907,990 + 54,734 + \$63,666 + \$44,623 = \$24,608,037 - \$10,000,000 = \$14,608,037)$ .

This request will provide a core amount (\$14,445,014+\$2 million) sufficient to ensure the projected expenditures of \$14.6 million are covered and that spending, including re-spending of returned funds, does not exceed the appropriation.

NEW DECISION ITEM  
 RANK: 5 OF 7

<u>Department of Higher Education and Workforce Development</u>	Budget Unit <u>55683C</u>
<u>Division of Missouri Grants and Scholarships</u>	
<u>Fast Track Scholarship</u> <span style="float: right;">DI#1555001</span>	HB Section <u>3.070</u>

5. BREAK DOWN THE REQUEST BY BUDGET OBJECT CLASS, JOB CLASS, AND FUND SOURCE. IDENTIFY ONE-TIME COSTS.											
Budget Object Class/Job Class	Dept Req GR DOLLARS	Dept Req GR FTE	Dept Req FED DOLLARS	Dept Req FTE	FED	Dept Req OTHER DOLLARS	Dept Req OTHER FTE	Dept Req TOTAL DOLLARS	Dept Req TOTAL FTE	Dept Req One-Time DOLLARS	E
								0			
<b>Total PS</b>	0	0.0	0		0.0	0	0.0	0	0.0	0	
								0			
<b>Total EE</b>	0		0			0		0		0	
Program Distributions						16,445,014		16,445,014			
<b>Total PSD</b>	0		0			16,445,014		16,445,014		0	
Transfers											
<b>Total TRF</b>	0		0			0		0		0	
<b>Grand Total</b>	0	0.0	0		0.0	16,445,014	0.0	16,445,014	0.0	0	

NEW DECISION ITEM  
RANK: 5 OF 7

<b>Department of Higher Education and Workforce Development</b>			<b>Budget Unit</b>		<u>55683C</u>						
<b>Division of Missouri Grants and Scholarships</b>			<b>HB Section</b>		<u>3.070</u>						
<b>Fast Track Scholarship</b>			<b>DI#1555001</b>								
<b>Budget Object Class/Job Class</b>	<b>Gov Rec GR DOLLARS</b>	<b>Gov Rec GR FTE</b>	<b>Gov Rec FED DOLLARS</b>	<b>Gov Rec FTE</b>	<b>FED</b>	<b>Gov Rec OTHER DOLLARS</b>	<b>Gov Rec OTHER FTE</b>	<b>Gov Rec TOTAL DOLLARS</b>	<b>Gov Rec TOTAL FTE</b>	<b>Gov Rec One-Time DOLLARS</b>	<b>E</b>
								0			
								0	0.0		
<b>Total PS</b>	<u>0</u>	<u>0.0</u>	<u>0</u>		<u>0.0</u>	<u>0</u>	<u>0.0</u>	<u>0</u>	<u>0.0</u>	<u>0</u>	
								0			
								0			
								0			
<b>Total EE</b>	<u>0</u>		<u>0</u>			<u>0</u>		<u>0</u>		<u>0</u>	
Program Distributions											
<b>Total PSD</b>	<u>0</u>		<u>0</u>			<u>0</u>		<u>0</u>		<u>0</u>	
Transfers											
<b>Total TRF</b>	<u>0</u>		<u>0</u>			<u>0</u>		<u>0</u>		<u>0</u>	
<b>Grand Total</b>	<u>0</u>	<u>0.0</u>	<u>0</u>		<u>0.0</u>	<u>0</u>	<u>0.0</u>	<u>0</u>	<u>0.0</u>	<u>0</u>	

**NEW DECISION ITEM**  
 RANK: 5 OF 7

<u>Department of Higher Education and Workforce Development</u>	<u>Budget Unit</u> <u>55683C</u>
<u>Division of Missouri Grants and Scholarships</u>	
<u>Fast Track Scholarship</u> <u>DI#1555001</u>	<u>HB Section</u> <u>3.070</u>

**6. PERFORMANCE MEASURES (If new decision item has an associated core, separately identify projected performance with & without additional funding.)**

**6a. Provide an activity measure(s) for the program.**

Students Receiving Grants

Data is currently unavailable for this new program.

**6b. Provide a measure(s) of the program's quality.**

Number of Recipients Achieving a Certificate, Degree, or Industry-recognized Credential

Data is currently unavailable for this new program.

**6c. Provide a measure(s) of the program's impact.**

Number of Recipients Entering the Workforce

Data is currently unavailable for this new program.

**6d. Provide a measure(s) of the program's efficiency.**

Average Reimbursement

Data is currently unavailable for this new program.

**NEW DECISION ITEM**  
RANK: 5 OF 7

<u>Department of Higher Education and Workforce Development</u>	<u>Budget Unit</u>	<u>55683C</u>
<u>Division of Missouri Grants and Scholarships</u>		
<u>Fast Track Scholarship</u> <u>DI#1555001</u>	<u>HB Section</u>	<u>3.070</u>

**7. STRATEGIES TO ACHIEVE THE PERFORMANCE MEASUREMENT TARGETS:**



**DECISION ITEM DETAIL**

Budget Unit	FY 2019	FY 2019	FY 2020	FY 2020	FY 2021	FY 2021	*****	*****
Decision Item	ACTUAL	ACTUAL	BUDGET	BUDGET	DEPT REQ	DEPT REQ	SECURED	SECURED
Budget Object Class	DOLLAR	FTE	DOLLAR	FTE	DOLLAR	FTE	COLUMN	COLUMN
<b>FAST TRACK SCHOLARSHIP</b>								
<b>Fast Track Spend Auth Increase - 1555001</b>								
PROGRAM DISTRIBUTIONS	0	0.00	0	0.00	16,445,014	0.00	0	0.00
<b>TOTAL - PD</b>	<b>0</b>	<b>0.00</b>	<b>0</b>	<b>0.00</b>	<b>16,445,014</b>	<b>0.00</b>	<b>0</b>	<b>0.00</b>
<b>GRAND TOTAL</b>	<b>\$0</b>	<b>0.00</b>	<b>\$0</b>	<b>0.00</b>	<b>\$16,445,014</b>	<b>0.00</b>	<b>\$0</b>	<b>0.00</b>
GENERAL REVENUE	\$0	0.00	\$0	0.00	\$0	0.00		0.00
FEDERAL FUNDS	\$0	0.00	\$0	0.00	\$0	0.00		0.00
OTHER FUNDS	\$0	0.00	\$0	0.00	\$16,445,014	0.00		0.00

**CORE DECISION ITEM**

<b>Department of Higher Education and Workforce Development</b>	<b>Budget Unit</b>	<u>55680C</u>
<b>Division of Missouri Student Grants and Scholarships</b>		
<b>Core Transfer - Marguerite Ross Barnett Scholarship</b>	<b>HB Section</b>	<u>3.076</u>

**1. CORE FINANCIAL SUMMARY**

	FY 2021 Budget Request						FY 2021 Governor's Recommendation				
	GR	Federal	Other	Total	E		GR	Federal	Other	Total	E
PS	0	0	0	0		PS	0	0	0	0	
EE	0	0	0	0		EE	0	0	0	0	
PSD	0	0	0	0		PSD	0	0	0	0	
TRF	413,375	0	0	413,375		TRF	0	0	0	0	
<b>Total</b>	<b>413,375</b>	<b>0</b>	<b>0</b>	<b>413,375</b>		<b>Total</b>	<b>0</b>	<b>0</b>	<b>0</b>	<b>0</b>	
<b>FTE</b>	<b>0.00</b>	<b>0.00</b>	<b>0.00</b>	<b>0.00</b>		<b>FTE</b>	<b>0.00</b>	<b>0.00</b>	<b>0.00</b>	<b>0.00</b>	

<i>Est. Fringe</i>	0	0	0	0
--------------------	---	---	---	---

*Note: Fringes budgeted in House Bill 5 except for certain fringes budgeted directly to MoDOT, Highway Patrol, and Conservation.*

<i>Est. Fringe</i>	0	0	0	0
--------------------	---	---	---	---

*Note: Fringes budgeted in House Bill 5 except for certain fringes budgeted directly to MoDOT, Highway Patrol, and Conservation.*

Other Funds:

Other Funds:

**2. CORE DESCRIPTION**

There are two appropriations for this program. The core transfer appropriation provides the funds to be spent while the core appropriation provides the spending authority limit. This request is for a **transfer** of \$413,375 from general revenue to the Marguerite Ross Barnett Scholarship Program.

**CORE DECISION ITEM**

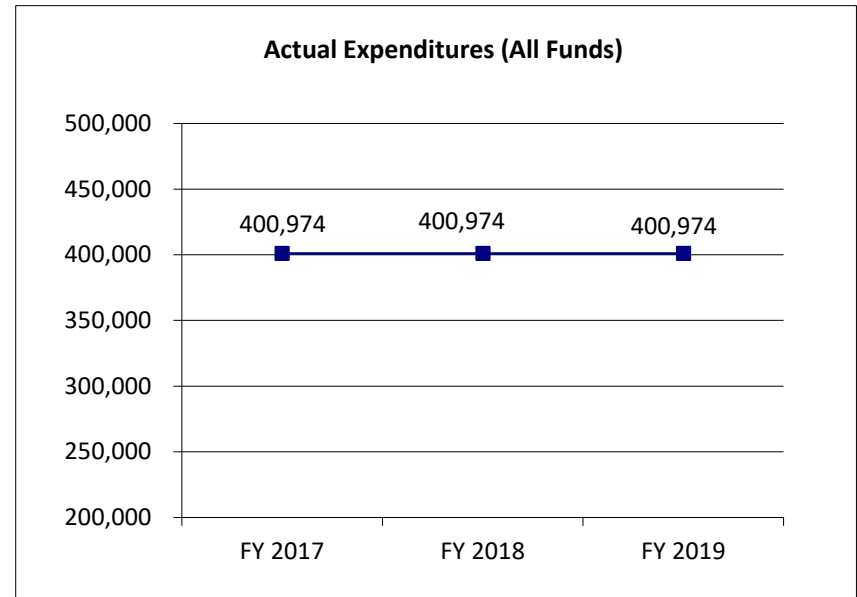
<b>Department of Higher Education and Workforce Development</b>	<b>Budget Unit</b>	<u>55680C</u>
<b>Division of Missouri Student Grants and Scholarships</b>		
<b>Core Transfer - Marguerite Ross Barnett Scholarship</b>	<b>HB Section</b>	<u>3.076</u>

**3. PROGRAM LISTING (list programs included in this core funding)**

Marguerite Ross Barnett Scholarship Program

**4. FINANCIAL HISTORY**

	<b>FY 2017</b>	<b>FY 2018</b>	<b>FY 2019</b>	<b>FY 2020</b>
	<b>Actual</b>	<b>Actual</b>	<b>Actual</b>	<b>Current Yr.</b>
Appropriation (All Funds)	413,375	413,375	413,375	413,375
Less Reverted (All Funds)	(12,401)	(12,401)	(12,401)	(12,401)
Less Restricted (All Funds)	0	0	0	0
Budget Authority (All Funds)	400,974	400,974	400,974	N/A
Actual Expenditures (All Funds)	400,974	400,974	400,974	N/A
Unexpended (All Funds)	0	0	0	N/A
Unexpended, by Fund:				
General Revenue	0	0	0	N/A
Federal	0	0	0	N/A
Other	0	0	0	N/A



Reverted includes the statutory three-percent reserve amount (when applicable).

Restricted includes any Governor's Expenditure Restrictions which remained at the end of the fiscal year (when applicable).

**NOTES:** Demand exceeds funding availability. The program adjusts the number of students served to fit the appropriation provided. This program is being phased out as Fast track is implemented.

**CORE RECONCILIATION DETAIL**

---

**DEPARTMENT OF HIGHER EDUCATION  
M ROSS BARNETT SCHLS-TRANSFER**

---

**5. CORE RECONCILIATION DETAIL**

---

	<b>Budget Class</b>	<b>FTE</b>	<b>GR</b>	<b>Federal</b>	<b>Other</b>	<b>Total</b>	<b>Explanation</b>
<b>TAFP AFTER VETOES</b>							
	TRF	0.00	413,375	0	0	413,375	
	<b>Total</b>	<b>0.00</b>	<b>413,375</b>	<b>0</b>	<b>0</b>	<b>413,375</b>	
<b>DEPARTMENT CORE REQUEST</b>							
	TRF	0.00	413,375	0	0	413,375	
	<b>Total</b>	<b>0.00</b>	<b>413,375</b>	<b>0</b>	<b>0</b>	<b>413,375</b>	
<b>GOVERNOR'S RECOMMENDED CORE</b>							
	TRF	0.00	413,375	0	0	413,375	
	<b>Total</b>	<b>0.00</b>	<b>413,375</b>	<b>0</b>	<b>0</b>	<b>413,375</b>	

**DECISION ITEM SUMMARY**

<b>Budget Unit</b>								
<b>Decision Item</b>	<b>FY 2019</b>	<b>FY 2019</b>	<b>FY 2020</b>	<b>FY 2020</b>	<b>FY 2021</b>	<b>FY 2021</b>	<b>*****</b>	<b>*****</b>
<b>Budget Object Summary</b>	<b>ACTUAL</b>	<b>ACTUAL</b>	<b>BUDGET</b>	<b>BUDGET</b>	<b>DEPT REQ</b>	<b>DEPT REQ</b>	<b>SECURED</b>	<b>SECURED</b>
<b>Fund</b>	<b>DOLLAR</b>	<b>FTE</b>	<b>DOLLAR</b>	<b>FTE</b>	<b>DOLLAR</b>	<b>FTE</b>	<b>COLUMN</b>	<b>COLUMN</b>
<b>M ROSS BARNETT SCHLS-TRANSFER</b>								
<b>CORE</b>								
FUND TRANSFERS								
GENERAL REVENUE	400,974	0.00	413,375	0.00	413,375	0.00	0	0.00
TOTAL - TRF	400,974	0.00	413,375	0.00	413,375	0.00	0	0.00
<b>TOTAL</b>	<b>400,974</b>	<b>0.00</b>	<b>413,375</b>	<b>0.00</b>	<b>413,375</b>	<b>0.00</b>	<b>0</b>	<b>0.00</b>
<b>GRAND TOTAL</b>	<b>\$400,974</b>	<b>0.00</b>	<b>\$413,375</b>	<b>0.00</b>	<b>\$413,375</b>	<b>0.00</b>	<b>\$0</b>	<b>0.00</b>

**DECISION ITEM DETAIL**

Budget Unit	FY 2019	FY 2019	FY 2020	FY 2020	FY 2021	FY 2021	*****	*****
Decision Item	ACTUAL	ACTUAL	BUDGET	BUDGET	DEPT REQ	DEPT REQ	SECURED	SECURED
Budget Object Class	DOLLAR	FTE	DOLLAR	FTE	DOLLAR	FTE	COLUMN	COLUMN
<b>M ROSS BARNETT SCHLS-TRANSFER</b>								
<b>CORE</b>								
TRANSFERS OUT	400,974	0.00	413,375	0.00	413,375	0.00	0	0.00
<b>TOTAL - TRF</b>	<b>400,974</b>	<b>0.00</b>	<b>413,375</b>	<b>0.00</b>	<b>413,375</b>	<b>0.00</b>	<b>0</b>	<b>0.00</b>
<b>GRAND TOTAL</b>	<b>\$400,974</b>	<b>0.00</b>	<b>\$413,375</b>	<b>0.00</b>	<b>\$413,375</b>	<b>0.00</b>	<b>\$0</b>	<b>0.00</b>
GENERAL REVENUE	\$400,974	0.00	\$413,375	0.00	\$413,375	0.00		0.00
FEDERAL FUNDS	\$0	0.00	\$0	0.00	\$0	0.00		0.00
OTHER FUNDS	\$0	0.00	\$0	0.00	\$0	0.00		0.00

**CORE DECISION ITEM**

<b>Department of Higher Education and Workforce Development</b>	<b>Budget Unit</b>	55682C
<b>Division of Missouri Student Grants and Scholarships</b>		
<b>Core - Marguerite Ross Barnett Scholarship</b>	<b>HB Section</b>	3.080

**1. CORE FINANCIAL SUMMARY**

	FY 2021 Budget Request						FY 2021 Governor's Recommendation				
	GR	Federal	Other	Total	E		GR	Federal	Other	Total	E
PS	0	0	0	0		PS	0	0	0	0	
EE	0	0	0	0		EE	0	0	0	0	
PSD	0	0	500,000	500,000		PSD	0	0	0	0	
TRF	0	0	0	0		TRF	0	0	0	0	
<b>Total</b>	<b>0</b>	<b>0</b>	<b>500,000</b>	<b>500,000</b>		<b>Total</b>	<b>0</b>	<b>0</b>	<b>0</b>	<b>0</b>	
FTE	0.00	0.00	0.00	0.00		FTE	0.00	0.00	0.00	0.00	

<i>Est. Fringe</i>	0	0	0	0
--------------------	---	---	---	---

<i>Est. Fringe</i>	0	0	0	0
--------------------	---	---	---	---

*Note: Fringes budgeted in House Bill 5 except for certain fringes budgeted directly to MoDOT, Highway Patrol, and Conservation.*

*Note: Fringes budgeted in House Bill 5 except for certain fringes budgeted directly to MoDOT, Highway Patrol, and Conservation.*

Other Funds: Marguerite Ross Barnett Scholarship Fund (0131)

Other Funds:

**2. CORE DESCRIPTION**

This program awards need-based scholarships to part-time undergraduate students who are employed and compensated for at least 20 hours of work per week. **Phase out of this program by funding renewal students only will begin in FY 2020** since the Fast Track Workforce Incentive Grant is expected to serve a similar population of students. There are two appropriations for this program. The core transfer appropriation provides the funds to be spent while the core appropriation provides the spending authority limit. This \$500,000 core is being requested to continue scholarships to these students. The average award for this grant is approximately \$2,050.

The Marguerite Ross Barnett Scholarship Program, the Advanced Placement Incentive Grant, the Public Service Officer Survivor Grant Program, and the Wartime Veteran's Survivors Grant Program are combined into a single line item appropriation. This allows any unexpended funds from these programs, after awards are made to all eligible applicants, to be used in the Marguerite Ross Barnett Scholarship Program and other programs in this group that may have more applicants than available funding. The Marguerite Ross Barnett Scholarship Program historically has had more applicants than available funding.

**CORE DECISION ITEM**

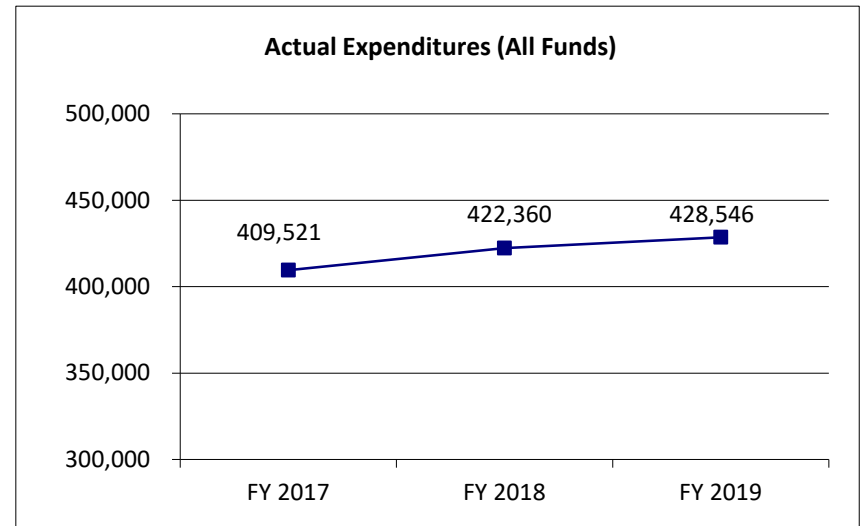
<b>Department of Higher Education and Workforce Development</b>	<b>Budget Unit</b>	<u>55682C</u>
<b>Division of Missouri Student Grants and Scholarships</b>		
<b>Core - Marguerite Ross Barnett Scholarship</b>	<b>HB Section</b>	<u>3.080</u>

**3. PROGRAM LISTING (list programs included in this core funding)**

Marguerite Ross Barnett Scholarship Program

**4. FINANCIAL HISTORY**

	<b>FY 2017</b>	<b>FY 2018</b>	<b>FY 2019</b>	<b>FY 2020</b>
	<b>Actual</b>	<b>Actual</b>	<b>Actual</b>	<b>Current Yr.</b>
Appropriation (All Funds)	500,000	500,000	500,000	500,000
Less Reverted (All Funds)	0	0	0	0
Less Restricted (All Funds)	0	0	0	0
Budget Authority (All Funds)	500,000	500,000	500,000	N/A
Actual Expenditures (All Funds)	409,521	422,360	428,546	N/A
Unexpended (All Funds)	90,479	77,640	71,454	N/A
Unexpended, by Fund:				
General Revenue	0	0	0	N/A
Federal	0	0	0	N/A
Other	90,479	77,640	71,454	N/A
	(1)	(2)	(3)	
Amount Available to Spend*	409,854	422,360	428,546	
Actual Expenditures	409,521	422,360	428,546	
<b>Actual Unexpended</b>	333	0	0	



\*FY17 ,FY18,and FY 19 - Includes the transfer, returned funds that were available to be re-spent, and the amount of the beginning cash balance utilized, if applicable.

Reverted includes the statutory three-percent reserve amount (when applicable).

Restricted includes any Governor's Expenditure Restrictions which remained at the end of the fiscal year (when applicable).



**CORE DECISION ITEM**

<b>Department of Higher Education and Workforce Development</b>	<b>Budget Unit</b>	<u>55682C</u>
<b>Division of Missouri Student Grants and Scholarships</b>		
<b>Core - Marguerite Ross Barnett Scholarship</b>	<b>HB Section</b>	<u>3.080</u>

**NOTES:**

(1) For FY 2017, a total of \$520,881 was disbursed to Marguerite Ross Barnett students, comprised of \$409,521 in designated Marguerite Ross Barnett funds and \$111,360 in designated Minority Teaching Scholarship funds.

(2) For FY 2018, a total of \$429,128 was disbursed to Marguerite Ross Barnett students, comprised of \$422,360 in designated Marguerite Ross Barnett funds and \$6,768 in designated Public Safety Officer Survivor Grant funds.

(3) For FY 2019, the full \$428,546 was disbursed to Marguerite Ross Barnett students from designated Marguerite Ross Barnett funds.

**CORE RECONCILIATION DETAIL**

---

**DEPARTMENT OF HIGHER EDUCATION  
MARGUERITE ROSS BARNETT SCHLS**

---

**5. CORE RECONCILIATION DETAIL**

---

	<b>Budget Class</b>	<b>FTE</b>	<b>GR</b>	<b>Federal</b>	<b>Other</b>	<b>Total</b>	<b>Explanation</b>
<b>TAFP AFTER VETOES</b>							
	PD	0.00	0	0	500,000	500,000	
	<b>Total</b>	<b>0.00</b>	<b>0</b>	<b>0</b>	<b>500,000</b>	<b>500,000</b>	
<b>DEPARTMENT CORE REQUEST</b>							
	PD	0.00	0	0	500,000	500,000	
	<b>Total</b>	<b>0.00</b>	<b>0</b>	<b>0</b>	<b>500,000</b>	<b>500,000</b>	
<b>GOVERNOR'S RECOMMENDED CORE</b>							
	PD	0.00	0	0	500,000	500,000	
	<b>Total</b>	<b>0.00</b>	<b>0</b>	<b>0</b>	<b>500,000</b>	<b>500,000</b>	

**DECISION ITEM SUMMARY**

<b>Budget Unit</b>								
<b>Decision Item</b>	<b>FY 2019</b>	<b>FY 2019</b>	<b>FY 2020</b>	<b>FY 2020</b>	<b>FY 2021</b>	<b>FY 2021</b>	<b>*****</b>	<b>*****</b>
<b>Budget Object Summary</b>	<b>ACTUAL</b>	<b>ACTUAL</b>	<b>BUDGET</b>	<b>BUDGET</b>	<b>DEPT REQ</b>	<b>DEPT REQ</b>	<b>SECURED</b>	<b>SECURED</b>
<b>Fund</b>	<b>DOLLAR</b>	<b>FTE</b>	<b>DOLLAR</b>	<b>FTE</b>	<b>DOLLAR</b>	<b>FTE</b>	<b>COLUMN</b>	<b>COLUMN</b>
<b>MARGUERITE ROSS BARNETT SCHLS</b>								
<b>CORE</b>								
PROGRAM-SPECIFIC								
MARGUERITE ROSS BARNETT SCHOLA	428,546	0.00	500,000	0.00	500,000	0.00	0	0.00
TOTAL - PD	428,546	0.00	500,000	0.00	500,000	0.00	0	0.00
<b>TOTAL</b>	<b>428,546</b>	<b>0.00</b>	<b>500,000</b>	<b>0.00</b>	<b>500,000</b>	<b>0.00</b>	<b>0</b>	<b>0.00</b>
<b>GRAND TOTAL</b>	<b>\$428,546</b>	<b>0.00</b>	<b>\$500,000</b>	<b>0.00</b>	<b>\$500,000</b>	<b>0.00</b>	<b>\$0</b>	<b>0.00</b>

**DECISION ITEM DETAIL**

Budget Unit	FY 2019	FY 2019	FY 2020	FY 2020	FY 2021	FY 2021	*****	*****
Decision Item	ACTUAL	ACTUAL	BUDGET	BUDGET	DEPT REQ	DEPT REQ	SECURED	SECURED
Budget Object Class	DOLLAR	FTE	DOLLAR	FTE	DOLLAR	FTE	COLUMN	COLUMN
<b>MARGUERITE ROSS BARNETT SCHLS</b>								
<b>CORE</b>								
PROGRAM DISTRIBUTIONS	428,546	0.00	500,000	0.00	500,000	0.00	0	0.00
<b>TOTAL - PD</b>	<b>428,546</b>	<b>0.00</b>	<b>500,000</b>	<b>0.00</b>	<b>500,000</b>	<b>0.00</b>	<b>0</b>	<b>0.00</b>
<b>GRAND TOTAL</b>	<b>\$428,546</b>	<b>0.00</b>	<b>\$500,000</b>	<b>0.00</b>	<b>\$500,000</b>	<b>0.00</b>	<b>\$0</b>	<b>0.00</b>
GENERAL REVENUE	\$0	0.00	\$0	0.00	\$0	0.00		0.00
FEDERAL FUNDS	\$0	0.00	\$0	0.00	\$0	0.00		0.00
OTHER FUNDS	\$428,546	0.00	\$500,000	0.00	\$500,000	0.00		0.00

PROGRAM DESCRIPTION

Department of Higher Education and Workforce Development

HB Section(s): 3.080

Program Name: Marguerite Ross Barnett Scholarship

Program is found in the following core budget(s): Marguerite Ross Barnett Scholarship

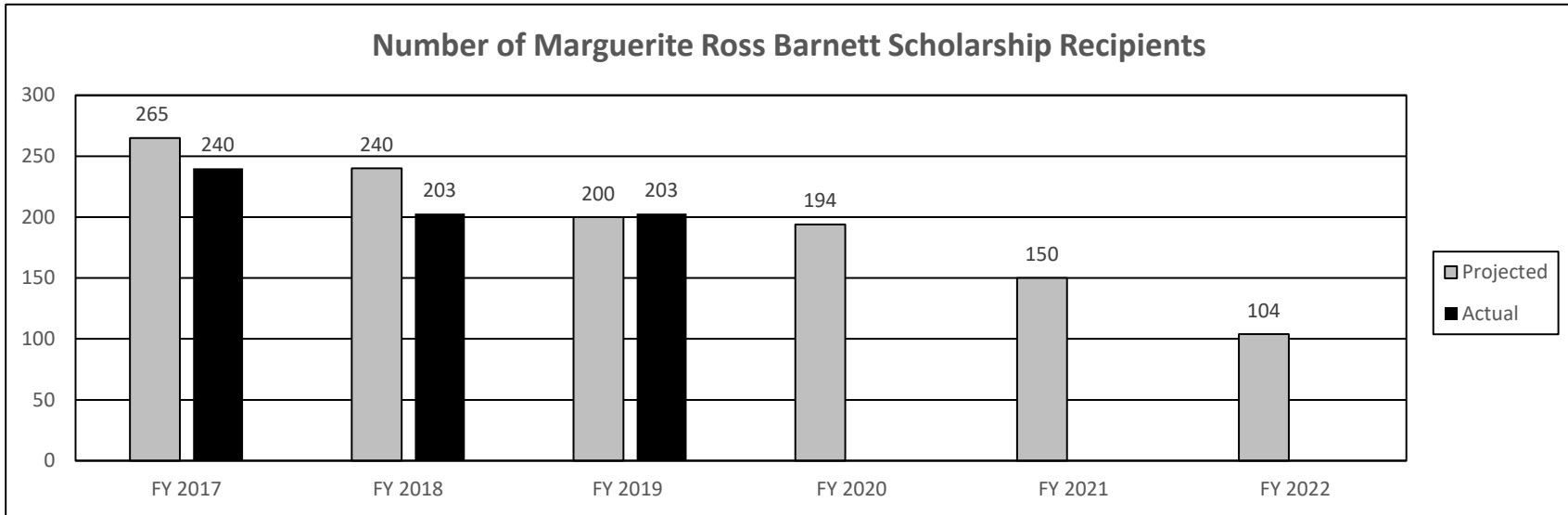
1a. What strategic priority does this program address?

Affordability, Access and Success

1b. What does this program do?

This program awards need-based scholarships to part-time undergraduate students who are employed and compensated for at least 20 hours of work per week. Providing this assistance to working students ensures they have adequate academic, career development, and support services to complete a college credential and can afford to do so. **Phase out of this program by funding renewal students only will begin in FY 2020** since the Fast Track Workforce Incentive Grant is expected to serve a similar population of students.

2a. Provide an activity measure(s) for the program.



**PROGRAM DESCRIPTION**

Department of Higher Education and Workforce Development

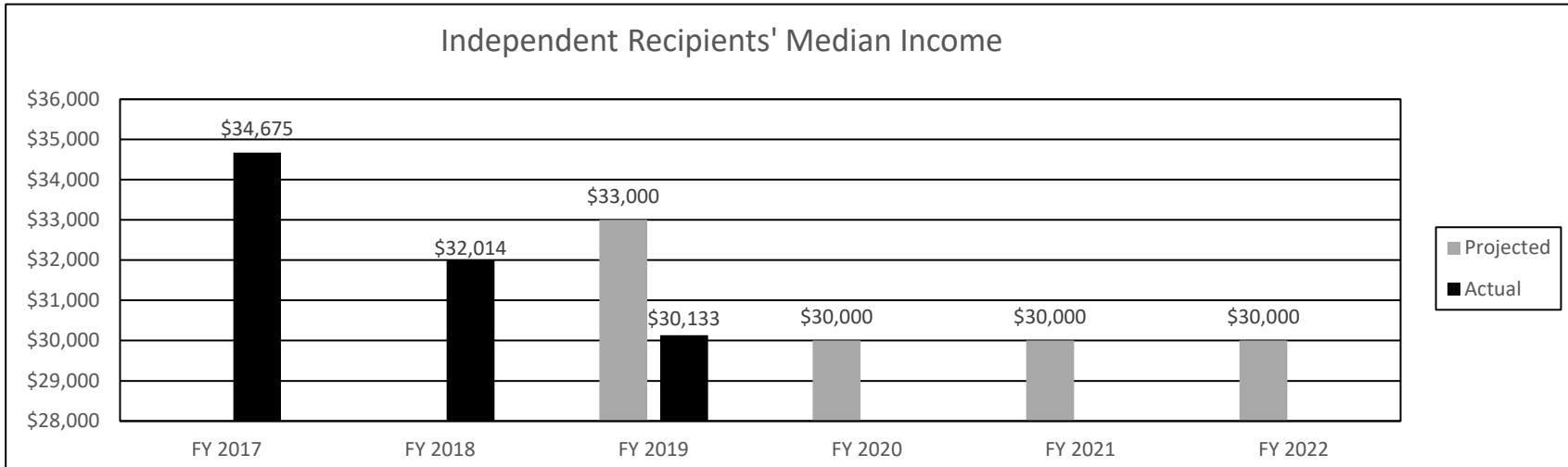
HB Section(s): 3.080

Program Name: Marguerite Ross Barnett Scholarship

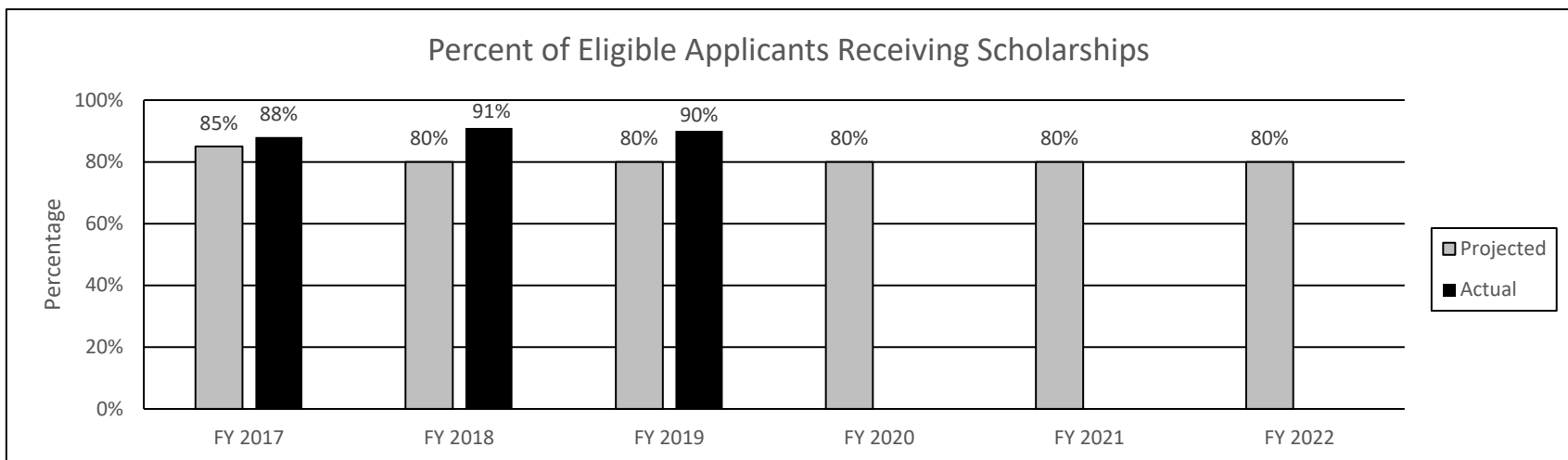
Program is found in the following core budget(s): Marguerite Ross Barnett Scholarship

**2b. Provide a measure(s) of the program's quality.**

Note: Ninety percent of recipients are classified as independent students for federal financial aid purposes so only independent students are included in this measure.



**2c. Provide a measure(s) of the program's impact.**



**PROGRAM DESCRIPTION**

Department of Higher Education and Workforce Development

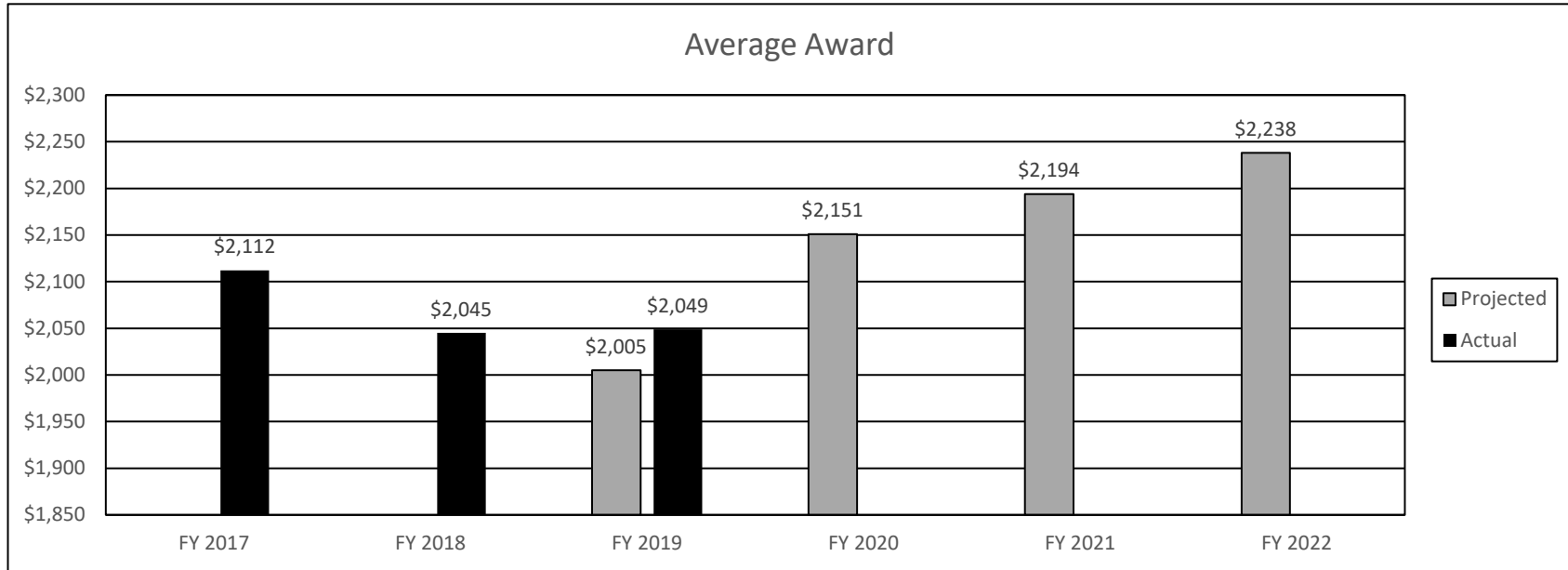
HB Section(s): 3.080

Program Name: Marguerite Ross Barnett Scholarship

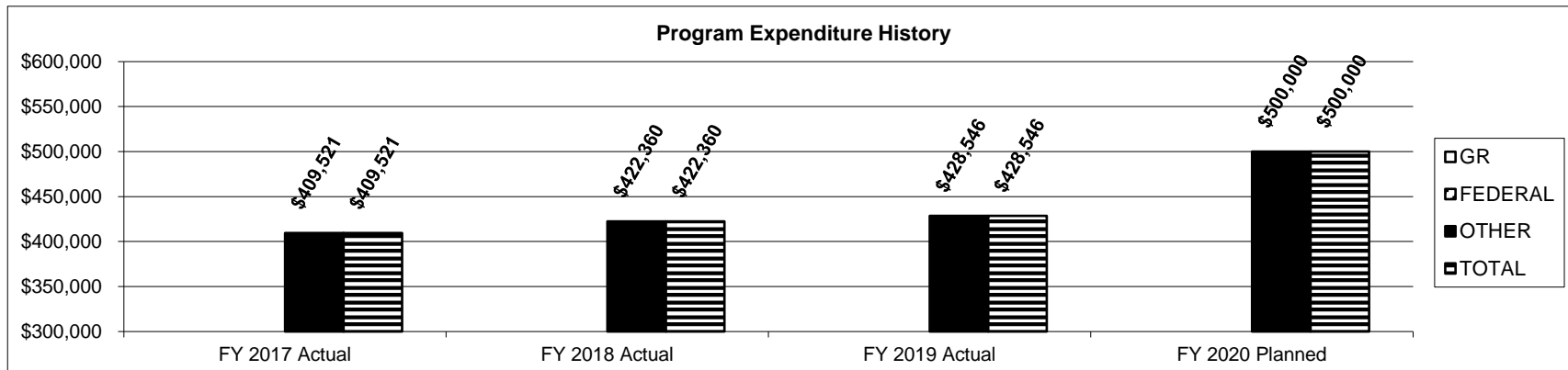
Program is found in the following core budget(s): Marguerite Ross Barnett Scholarship

**2d. Provide a measure(s) of the program's efficiency.**

Note: The FY 2021 and FY 2022 average awards assume a 2% tuition increase.



**3. Provide actual expenditures for the prior three fiscal years and planned expenditures for the current fiscal year. (Note: Amounts do not include fringe benefit costs.)**



**PROGRAM DESCRIPTION**

**Department of Higher Education and Workforce Development**

**HB Section(s): 3.080**

**Program Name: Marguerite Ross Barnett Scholarship**

**Program is found in the following core budget(s): Marguerite Ross Barnett Scholarship**

**4. What are the sources of the "Other " funds?**

Marguerite Ross Barnett Scholarship Fund (0131)

**5. What is the authorization for this program, i.e., federal or state statute, etc.? (Include the federal program number, if applicable.)**

Section 173.262, RSMo

**6. Are there federal matching requirements? If yes, please explain.**

No

**7. Is this a federally mandated program? If yes, please explain.**

No





**CORE DECISION ITEM**

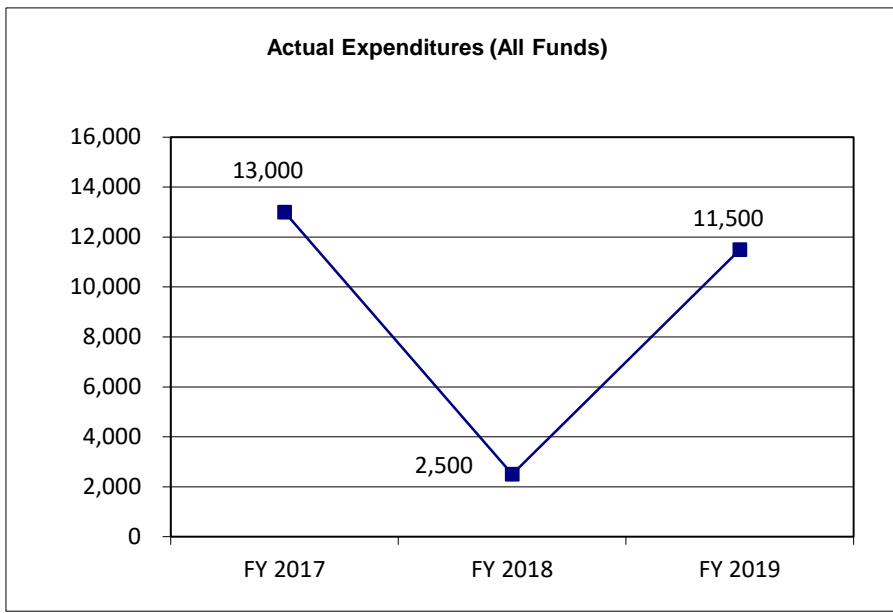
<b>Department of Higher Education and Workforce Development</b>	<b>Budget Unit</b> <u>55656C</u>
<b>Division of Missouri Student Grants and Scholarships</b>	
<b>Core - Advanced Placement Incentive Grant</b>	<b>HB Section</b> <u>3.080</u>

**3. PROGRAM LISTING (list programs included in this core funding)**

Advanced Placement Incentive Grant

**4. FINANCIAL HISTORY**

	<u>FY 2017</u>	<u>FY 2018</u>	<u>FY 2019</u>	<u>FY 2020</u>
	<u>Actual</u>	<u>Actual</u>	<u>Actual</u>	<u>Current Yr.</u>
Appropriation (All Funds)	100,000	100,000	100,000	100,000
Less Reverted (All Funds)	0	0	0	0
Less Restricted (All Funds)	0	0	0	0
Budget Authority (All Funds)	100,000	100,000	100,000	N/A
Actual Expenditures (All Funds)	13,000	2,500	11,500	N/A
Unexpended (All Funds)	87,000	97,500	88,500	N/A
Unexpended, by Fund:				
General Revenue	0	0	0	N/A
Federal	0	0	0	N/A
Other	87,000	97,500	88,500	N/A



Reverted includes the statutory three-percent reserve amount (when applicable).  
 Restricted includes any Governor's Expenditure Restrictions which remained at the end of the fiscal year (when applicable).

**NOTES:**

**CORE RECONCILIATION DETAIL**

---

**DEPARTMENT OF HIGHER EDUCATION  
ADVANCED PLACEMENT GRANTS**

---

**5. CORE RECONCILIATION DETAIL**

---

	<b>Budget Class</b>	<b>FTE</b>	<b>GR</b>	<b>Federal</b>	<b>Other</b>	<b>Total</b>	<b>Explanation</b>
<b>TAFP AFTER VETOES</b>							
	PD	0.00	0	0	100,000	100,000	
	<b>Total</b>	<b>0.00</b>	<b>0</b>	<b>0</b>	<b>100,000</b>	<b>100,000</b>	
<b>DEPARTMENT CORE REQUEST</b>							
	PD	0.00	0	0	100,000	100,000	
	<b>Total</b>	<b>0.00</b>	<b>0</b>	<b>0</b>	<b>100,000</b>	<b>100,000</b>	
<b>GOVERNOR'S RECOMMENDED CORE</b>							
	PD	0.00	0	0	100,000	100,000	
	<b>Total</b>	<b>0.00</b>	<b>0</b>	<b>0</b>	<b>100,000</b>	<b>100,000</b>	

**DECISION ITEM SUMMARY**

Budget Unit									
Decision Item	FY 2019	FY 2019	FY 2020	FY 2020	FY 2021	FY 2021	*****	*****	
Budget Object Summary	ACTUAL	ACTUAL	BUDGET	BUDGET	DEPT REQ	DEPT REQ	SECURED	SECURED	
Fund	DOLLAR	FTE	DOLLAR	FTE	DOLLAR	FTE	COLUMN	COLUMN	
<b>ADVANCED PLACEMENT GRANTS</b>									
<b>CORE</b>									
PROGRAM-SPECIFIC									
AP INCENTIVE GRANT	11,500	0.00	100,000	0.00	100,000	0.00	0	0.00	
TOTAL - PD	11,500	0.00	100,000	0.00	100,000	0.00	0	0.00	
<b>TOTAL</b>	<b>11,500</b>	<b>0.00</b>	<b>100,000</b>	<b>0.00</b>	<b>100,000</b>	<b>0.00</b>	<b>0</b>	<b>0.00</b>	
<b>GRAND TOTAL</b>	<b>\$11,500</b>	<b>0.00</b>	<b>\$100,000</b>	<b>0.00</b>	<b>\$100,000</b>	<b>0.00</b>	<b>\$0</b>	<b>0.00</b>	

**DECISION ITEM DETAIL**

Budget Unit	FY 2019	FY 2019	FY 2020	FY 2020	FY 2021	FY 2021	*****	*****
Decision Item	ACTUAL	ACTUAL	BUDGET	BUDGET	DEPT REQ	DEPT REQ	SECURED	SECURED
Budget Object Class	DOLLAR	FTE	DOLLAR	FTE	DOLLAR	FTE	COLUMN	COLUMN
<b>ADVANCED PLACEMENT GRANTS</b>								
<b>CORE</b>								
PROGRAM DISTRIBUTIONS	11,500	0.00	100,000	0.00	100,000	0.00	0	0.00
<b>TOTAL - PD</b>	<b>11,500</b>	<b>0.00</b>	<b>100,000</b>	<b>0.00</b>	<b>100,000</b>	<b>0.00</b>	<b>0</b>	<b>0.00</b>
<b>GRAND TOTAL</b>	<b>\$11,500</b>	<b>0.00</b>	<b>\$100,000</b>	<b>0.00</b>	<b>\$100,000</b>	<b>0.00</b>	<b>\$0</b>	<b>0.00</b>
GENERAL REVENUE	\$0	0.00	\$0	0.00	\$0	0.00		0.00
FEDERAL FUNDS	\$0	0.00	\$0	0.00	\$0	0.00		0.00
OTHER FUNDS	\$11,500	0.00	\$100,000	0.00	\$100,000	0.00		0.00

**PROGRAM DESCRIPTION**

**Department of Higher Education and Workforce Development**

**HB Section(s): 3.080**

**Program Name: Advanced Placement Incentive Grant**

**Program is found in the following core budget(s): Advanced Placement Incentive Grant**

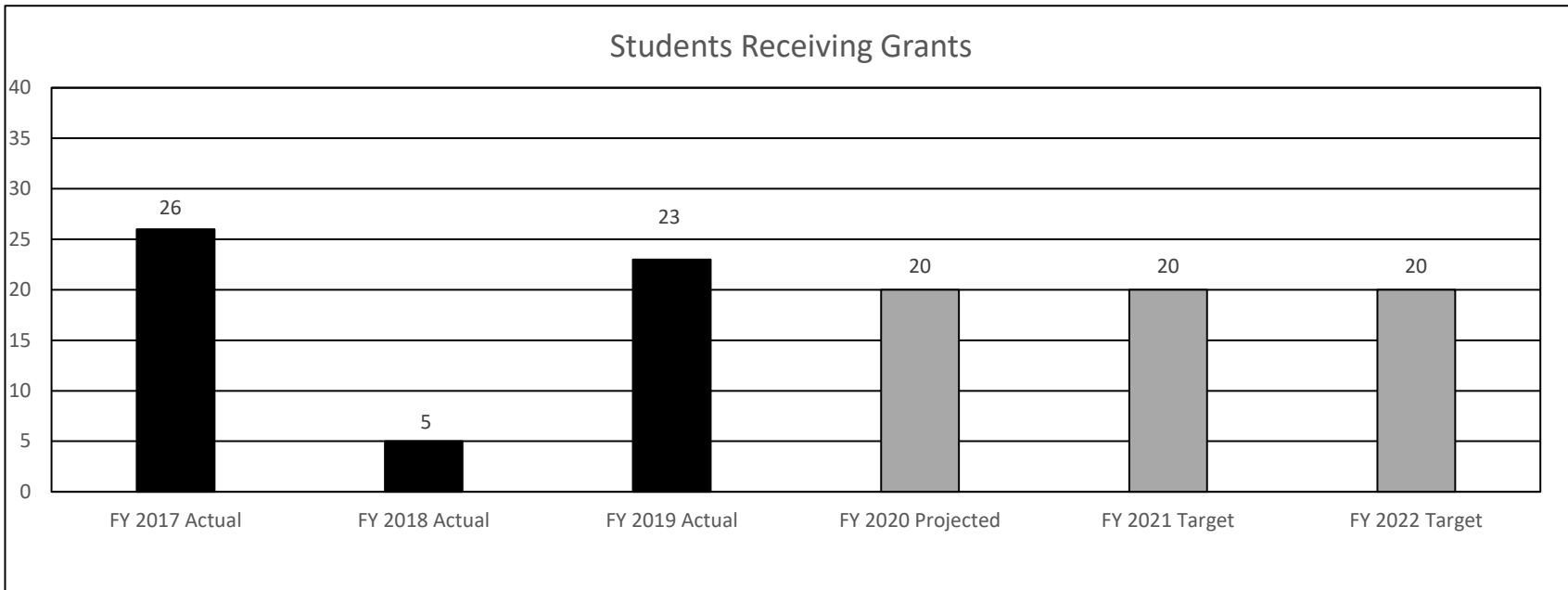
**1a. What strategic priority does this program address?**

Affordability, Access and Success

**1b. What does this program do?**

This program rewards Missouri students who take and score well on Advanced Placement exams in the fields of math and science. It is intended to increase the number of math and science Advanced Placement exams taken by providing a nonrenewable grant of \$500 available to any student who receives an Access Missouri Financial Assistance award or an A+ award, and in addition has received grades of three or higher on two advanced placement examinations in the fields of mathematics or science while attending a Missouri public high school.

**2a. Provide an activity measure(s) for the program.**



**PROGRAM DESCRIPTION**

Department of Higher Education and Workforce Development

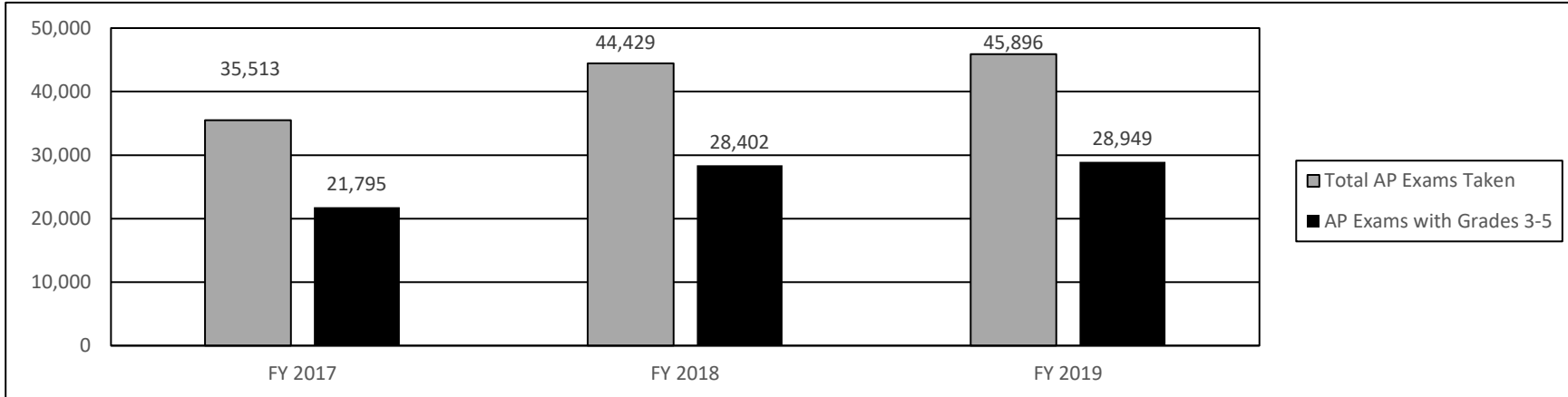
HB Section(s): 3.080

Program Name: Advanced Placement Incentive Grant

Program is found in the following core budget(s): Advanced Placement Incentive Grant

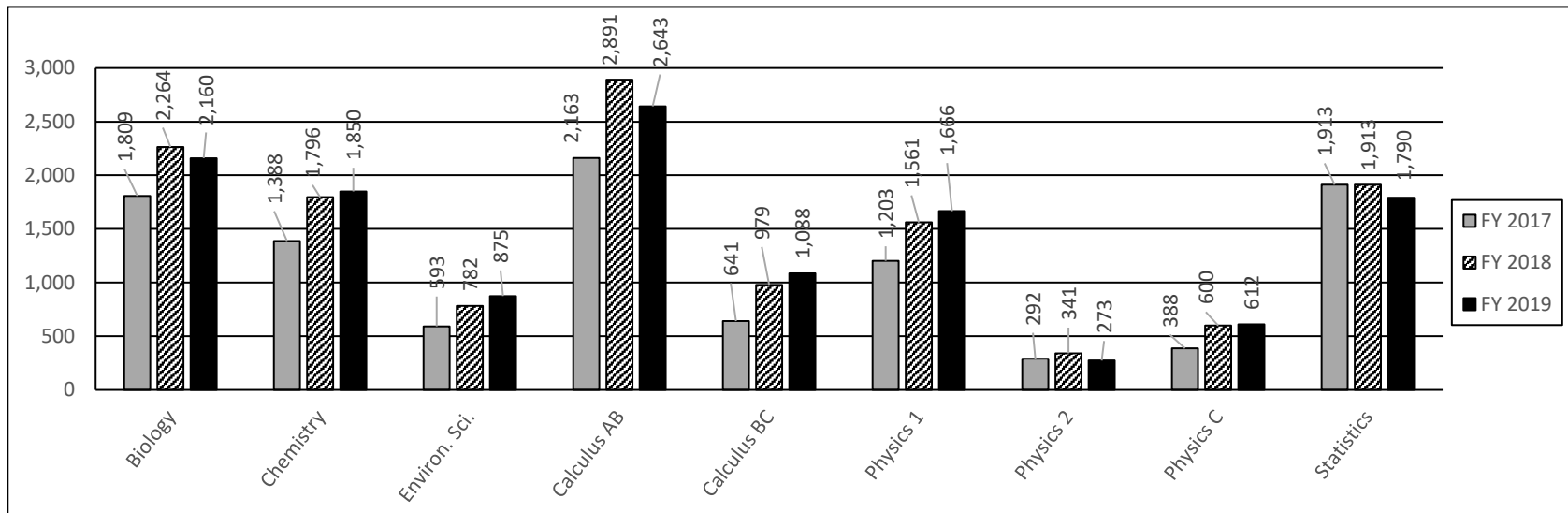
**2b. Provide a measure(s) of the program's quality.**

Increase in number of AP exams taken with grades of 3 or higher



**2c. Provide a measure(s) of the program's impact.**

Increase in number of AP math and science exams taken



**PROGRAM DESCRIPTION**

Department of Higher Education and Workforce Development

HB Section(s): 3.080

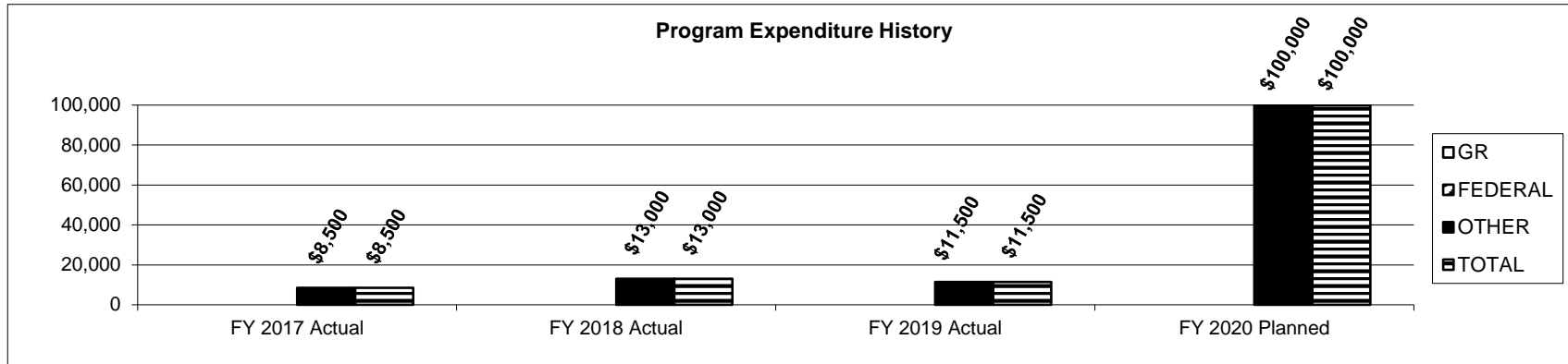
Program Name: Advanced Placement Incentive Grant

Program is found in the following core budget(s): Advanced Placement Incentive Grant

2d. Provide a measure(s) of the program's efficiency.

N/A

3. Provide actual expenditures for the prior three fiscal years and planned expenditures for the current fiscal year. (Note: Amounts do not include fringe benefit costs.)



4. What are the sources of the "Other " funds?

AP Incentive Grant Fund (0983)

5. What is the authorization for this program, i.e., federal or state statute, etc.? (Include the federal program number, if applicable.)

Section 173.1350, RSMo.

6. Are there federal matching requirements? If yes, please explain.

No

7. Is this a federally mandated program? If yes, please explain.

No



**CORE DECISION ITEM**

<b>Department of Higher Education and Workforce Development</b>	<b>Budget Unit</b>	<u>55655C</u>
<b>Division of Missouri Student Grants and Scholarships</b>		
<b>Core - Public Service Officer Survivor Grant Program</b>	<b>HB Section</b>	<u>3.080</u>

**1. CORE FINANCIAL SUMMARY**

	FY 2021 Budget Request						FY 2021 Governor's Recommendation				
	GR	Federal	Other	Total	E		GR	Federal	Other	Total	E
PS	0	0	0	0	0	PS	0	0	0	0	
EE	0	0	0	0	0	EE	0	0	0	0	
PSD	153,000	0	0	153,000		PSD	0	0	0	0	
TRF	0	0	0	0		TRF	0	0	0	0	
<b>Total</b>	<b>153,000</b>	<b>0</b>	<b>0</b>	<b>153,000</b>		<b>Total</b>	<b>0</b>	<b>0</b>	<b>0</b>	<b>0</b>	
<b>FTE</b>	<b>0.00</b>	<b>0.00</b>	<b>0.00</b>	<b>0.00</b>		<b>FTE</b>	<b>0.00</b>	<b>0.00</b>	<b>0.00</b>	<b>0.00</b>	

<b>Est. Fringe</b>	0	0	0	0
--------------------	---	---	---	---

*Note: Fringes budgeted in House Bill 5 except for certain fringes budgeted directly to MoDOT, Highway Patrol, and Conservation.*

<b>Est. Fringe</b>	0	0	0	0
--------------------	---	---	---	---

*Note: Fringes budgeted in House Bill 5 except for certain fringes budgeted directly to MoDOT, Highway Patrol, and Conservation.*

Other Funds:

Other Funds:

**2. CORE DESCRIPTION**

This program is designed to provide educational grants to the children or spouses of certain public safety officers killed or permanently and totally disabled in the line of duty. The request is for \$153,000 from general revenue to continue grants to eligible students. The average award in this program is approximately \$5,575.

The Marguerite Ross Barnett Scholarship Program, the Advanced Placement Incentive Grant, the Public Service Officer Survivor Grant Program, and the Wartime Veteran's Survivors Grant Program are combined into a single line item appropriation. This allows any unexpended funds from these programs, after awards are made to all eligible applicants, to be used in the Marguerite Ross Barnett Scholarship Program and other programs in this group that may have more applicants than available funding. The Marguerite Ross Barnett Scholarship Program historically has had more applicants than available funding.

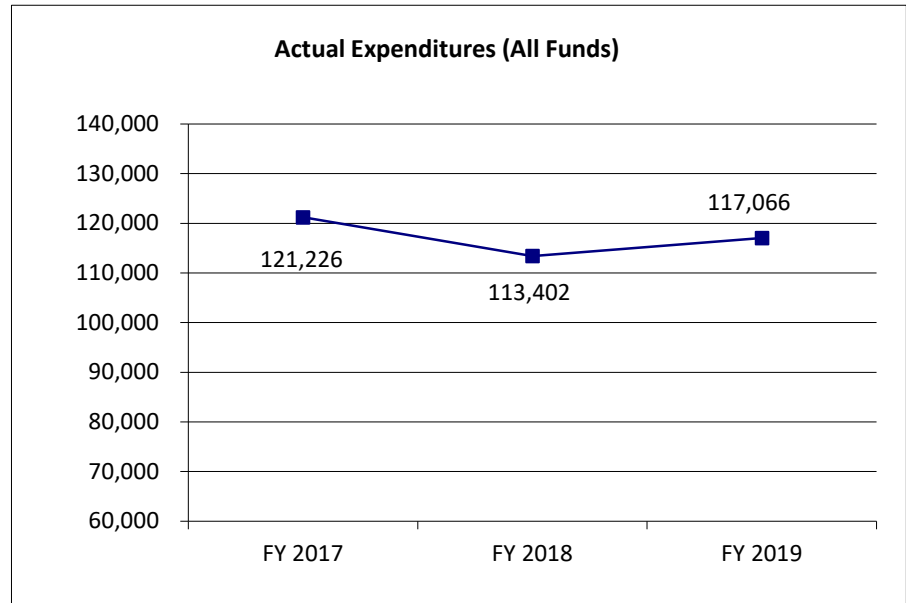
**CORE DECISION ITEM**

<b>Department of Higher Education and Workforce Development</b>	<b>Budget Unit</b>	<u>55655C</u>
<b>Division of Missouri Student Grants and Scholarships</b>		
<b>Core - Public Service Officer Survivor Grant Program</b>	<b>HB Section</b>	<u>3.080</u>

**3. PROGRAM LISTING (list programs included in this core funding)**  
 Public Service Officer Survivor Grant Program

**4. FINANCIAL HISTORY**

	<u>FY 2017</u>	<u>FY 2018</u>	<u>FY 2019</u>	<u>FY 2020</u>
	<u>Actual</u>	<u>Actual</u>	<u>Actual</u>	<u>Current Yr.</u>
Appropriation (All Funds)	140,000	140,000	140,000	153,000
Less Reverted (All Funds)	(4,200)	(4,200)	(4,200)	(4,590)
Less Restricted (All Funds)*	0	0	0	0
Budget Authority (All Funds)	135,800	135,800	135,800	N/A
Actual Expenditures (All Funds)	121,226	113,402	117,066	N/A
Unexpended (All Funds)	14,574	22,398	18,734	N/A
Unexpended, by Fund:				
General Revenue	14,574	22,398	18,734	N/A
Federal	0	0	0	N/A
Other	0	0	0	N/A
	(1)	(2)	(3)	



Reverted includes the statutory three-percent reserve amount (when applicable).

Restricted includes any Governor's Expenditure Restrictions which remained at the end of the fiscal year (when applicable).

- NOTES:**
- (1) For FY 2017, the full \$121,226 was disbursed to Public Safety Officer Survivor Grant students.
  - (2) For FY 2018, a total of \$106,634 was disbursed to Public Safety Officer Survivor Grant students from designated Public Safety Officer Survivor Grant funds. In addition, a total of \$6,768 was disbursed to Marguerite Ross Barnett Memorial Scholarship students from designated Public Safety Officer Survivor Grant funds.
  - (3) For FY 2019, the full \$117,066 was disbursed to Public Safety Officer Survivor Grant students.

**CORE RECONCILIATION DETAIL**

---

**DEPARTMENT OF HIGHER EDUCATION  
PUBLIC SERVICE GRANT PROGRAM**

---

**5. CORE RECONCILIATION DETAIL**

---

	<b>Budget Class</b>	<b>FTE</b>	<b>GR</b>	<b>Federal</b>	<b>Other</b>	<b>Total</b>	<b>Explanation</b>
<b>TAFP AFTER VETOES</b>							
	PD	0.00	153,000	0	0	153,000	
	<b>Total</b>	<b>0.00</b>	<b>153,000</b>	<b>0</b>	<b>0</b>	<b>153,000</b>	
<b>DEPARTMENT CORE REQUEST</b>							
	PD	0.00	153,000	0	0	153,000	
	<b>Total</b>	<b>0.00</b>	<b>153,000</b>	<b>0</b>	<b>0</b>	<b>153,000</b>	
<b>GOVERNOR'S RECOMMENDED CORE</b>							
	PD	0.00	153,000	0	0	153,000	
	<b>Total</b>	<b>0.00</b>	<b>153,000</b>	<b>0</b>	<b>0</b>	<b>153,000</b>	

**DECISION ITEM SUMMARY**

Budget Unit									
Decision Item	FY 2019	FY 2019	FY 2020	FY 2020	FY 2021	FY 2021	*****	*****	
Budget Object Summary	ACTUAL	ACTUAL	BUDGET	BUDGET	DEPT REQ	DEPT REQ	SECURED	SECURED	
Fund	DOLLAR	FTE	DOLLAR	FTE	DOLLAR	FTE	COLUMN	COLUMN	
<b>PUBLIC SERVICE GRANT PROGRAM</b>									
<b>CORE</b>									
PROGRAM-SPECIFIC									
GENERAL REVENUE	117,066	0.00	153,000	0.00	153,000	0.00	0	0.00	
TOTAL - PD	117,066	0.00	153,000	0.00	153,000	0.00	0	0.00	
<b>TOTAL</b>	<b>117,066</b>	<b>0.00</b>	<b>153,000</b>	<b>0.00</b>	<b>153,000</b>	<b>0.00</b>	<b>0</b>	<b>0.00</b>	
<b>Public Service Grant Program - 1555029</b>									
PROGRAM-SPECIFIC									
GENERAL REVENUE	0	0.00	0	0.00	4,000	0.00	0	0.00	
TOTAL - PD	0	0.00	0	0.00	4,000	0.00	0	0.00	
<b>TOTAL</b>	<b>0</b>	<b>0.00</b>	<b>0</b>	<b>0.00</b>	<b>4,000</b>	<b>0.00</b>	<b>0</b>	<b>0.00</b>	
<b>GRAND TOTAL</b>	<b>\$117,066</b>	<b>0.00</b>	<b>\$153,000</b>	<b>0.00</b>	<b>\$157,000</b>	<b>0.00</b>	<b>\$0</b>	<b>0.00</b>	

**DECISION ITEM DETAIL**

Budget Unit	FY 2019	FY 2019	FY 2020	FY 2020	FY 2021	FY 2021	*****	*****
Decision Item	ACTUAL	ACTUAL	BUDGET	BUDGET	DEPT REQ	DEPT REQ	SECURED	SECURED
Budget Object Class	DOLLAR	FTE	DOLLAR	FTE	DOLLAR	FTE	COLUMN	COLUMN
<b>PUBLIC SERVICE GRANT PROGRAM</b>								
<b>CORE</b>								
PROGRAM DISTRIBUTIONS	117,066	0.00	153,000	0.00	153,000	0.00	0	0.00
<b>TOTAL - PD</b>	<b>117,066</b>	<b>0.00</b>	<b>153,000</b>	<b>0.00</b>	<b>153,000</b>	<b>0.00</b>	<b>0</b>	<b>0.00</b>
<b>GRAND TOTAL</b>	<b>\$117,066</b>	<b>0.00</b>	<b>\$153,000</b>	<b>0.00</b>	<b>\$153,000</b>	<b>0.00</b>	<b>\$0</b>	<b>0.00</b>
GENERAL REVENUE	\$117,066	0.00	\$153,000	0.00	\$153,000	0.00		0.00
FEDERAL FUNDS	\$0	0.00	\$0	0.00	\$0	0.00		0.00
OTHER FUNDS	\$0	0.00	\$0	0.00	\$0	0.00		0.00

**PROGRAM DESCRIPTION**

**Department of Higher Education and Workforce Development**

**HB Section(s): 3.085**

**Program Name: Public Service Officer Survivor Grant Program**

**Program is found in the following core budget(s): Public Service Officer Survivor Grant Program**

**1a. What strategic priority does this program address?**

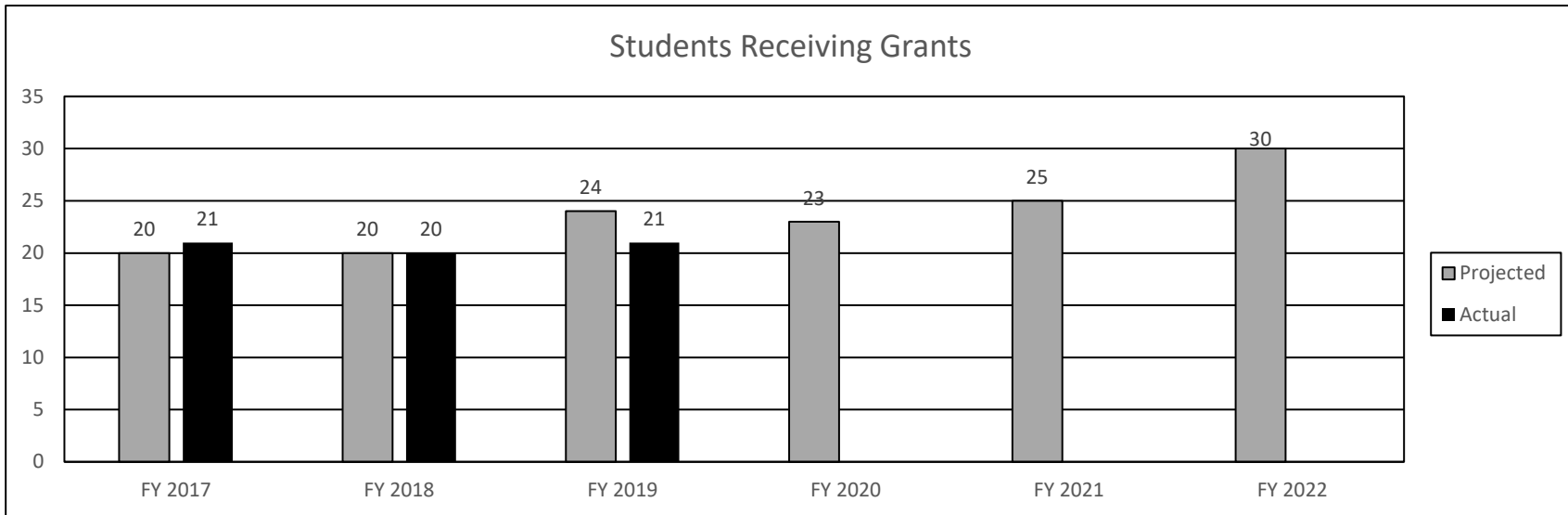
Affordability, Access and Success

**1b. What does this program do?**

This program is designed to provide educational grants to the children or spouses of certain public safety officers killed or permanently and totally disabled in the line of duty. The grant should reduce the cost of education for as many eligible students as possible whose families have suffered a significant personal and financial loss.

A public safety officer includes any firefighter, uniformed employee of the office of the state fire marshal, emergency medical technician, police officer, capitol police officer, parole officer, probation officer, state correctional employee, water safety officer, park ranger, conservation officer or highway patrolman, emergency medical technician, air ambulance pilot, air ambulance registered professional nurse, air ambulance registered respiratory therapist, or flight crew member

**2a. Provide an activity measure(s) for the program.**



**PROGRAM DESCRIPTION**

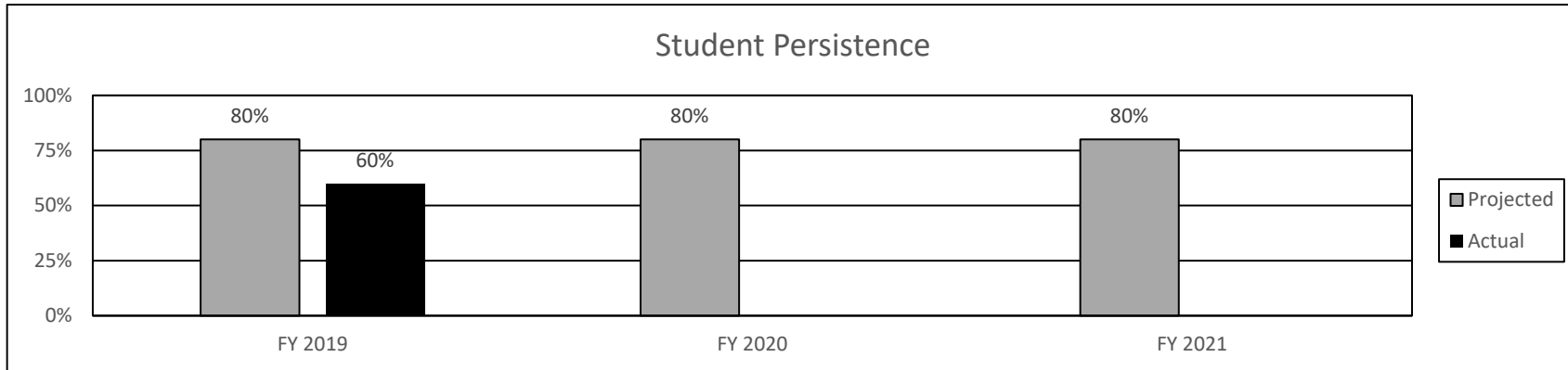
Department of Higher Education and Workforce Development

HB Section(s): 3.085

Program Name: Public Service Officer Survivor Grant Program

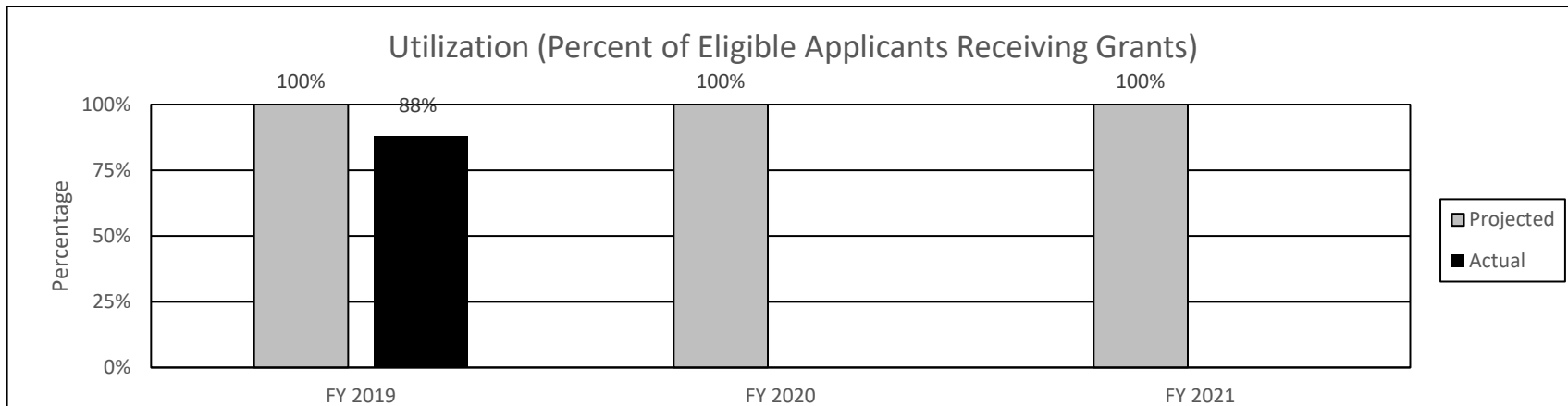
Program is found in the following core budget(s): Public Service Officer Survivor Grant Program

**2b. Provide a measure(s) of the program's quality.**



**Note:** Persistence represents recipients who received a Public Safety Officer Survivor Grant or other state award in the prior academic year and current academic year. This measure compares the recipients who persisted to the total recipients each year. It does not account for students who may have graduated.

**2c. Provide a measure(s) of the program's impact.**



This program does not have an application deadline in order to serve as many qualifying students as possible. This makes it difficult to project the number of eligible applicants who may receive a grant.

**PROGRAM DESCRIPTION**

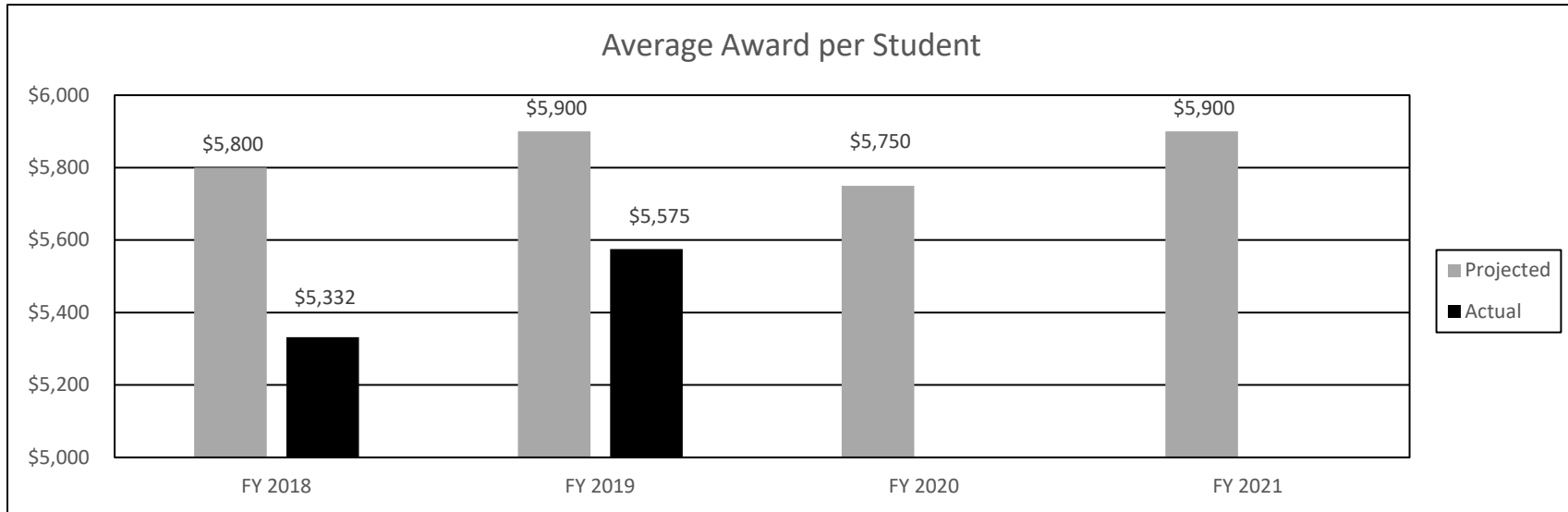
Department of Higher Education and Workforce Development

HB Section(s): 3.085

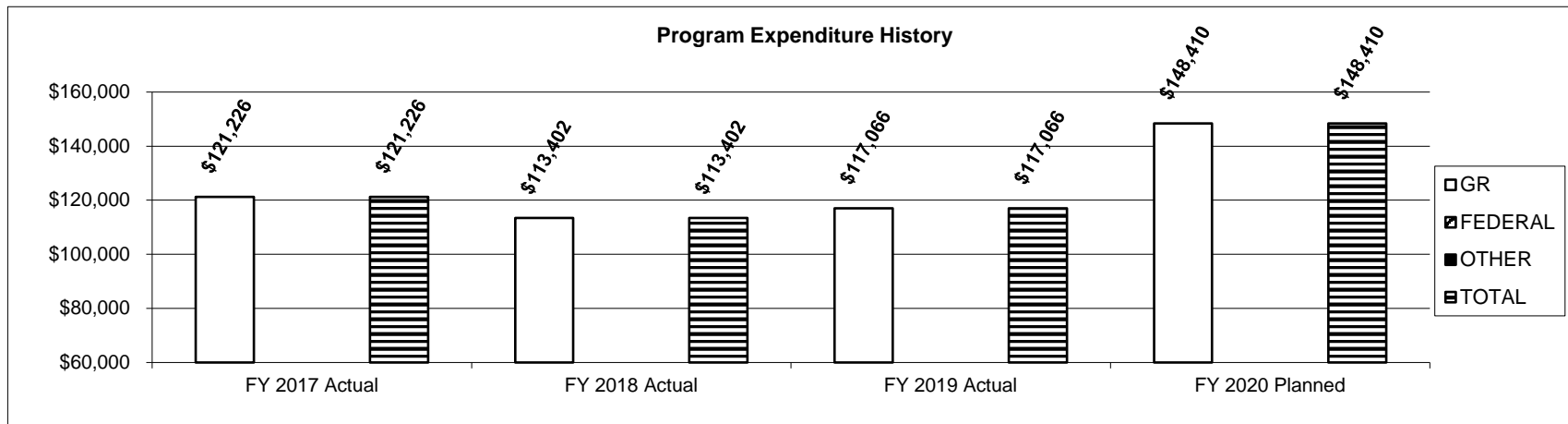
Program Name: Public Service Officer Survivor Grant Program

Program is found in the following core budget(s): Public Service Officer Survivor Grant Program

2d. Provide a measure(s) of the program's efficiency.



3. Provide actual expenditures for the prior three fiscal years and planned expenditures for the current fiscal year. (Note: Amounts do not include fringe benefit costs.)





**PROGRAM DESCRIPTION**

**Department of Higher Education and Workforce Development**

**HB Section(s):** 3.085

**Program Name: Public Service Officer Survivor Grant Program**

**Program is found in the following core budget(s): Public Service Officer Survivor Grant Program**

**4. What are the sources of the "Other " funds?**

N/A

**5. What is the authorization for this program, i.e., federal or state statute, etc.? (Include the federal program number, if applicable.)**

Section 173.260, RSMo

**6. Are there federal matching requirements? If yes, please explain.**

No

**7. Is this a federally mandated program? If yes, please explain.**

No

**NEW DECISION ITEM**  
**RANK: 5 OF 7**

<b>Department of Higher Education and Workforce Development</b>	<b>Budget Unit</b> 55655C
<b>Division of Missouri Grants and Scholarships</b>	
<b>Public Service Officer Survivor Grant Program</b> <b>DI#1555029</b>	<b>HB Section</b> 3.080

**1. AMOUNT OF REQUEST**

FY 2021 Budget Request					FY 2021 Governor's Recommendation						
	GR	Federal	Other	Total	E		GR	Federal	Other	Total	E
<b>PS</b>	0	0	0	0		<b>PS</b>	0	0	0	0	
<b>EE</b>	0	0	0	0		<b>EE</b>	0	0	0	0	
<b>PSD</b>	4,000	0	0	4,000		<b>PSD</b>	0	0	0	0	
<b>TRF</b>	0	0	0	0		<b>TRF</b>	0	0	0	0	
<b>Total</b>	<b>4,000</b>	<b>0</b>	<b>0</b>	<b>4,000</b>		<b>Total</b>	<b>0</b>	<b>0</b>	<b>0</b>	<b>0</b>	
<b>FTE</b>	<b>0.00</b>	<b>0.00</b>	<b>0.00</b>	<b>0.00</b>		<b>FTE</b>	<b>0.00</b>	<b>0.00</b>	<b>0.00</b>	<b>0.00</b>	
<b>Est. Fringe</b>	0	0	0	0		<b>Est. Fringe</b>	0	0	0	0	

*Note: Fringes budgeted in House Bill 5 except for certain fringes budgeted directly to MoDOT, Highway Patrol, and Conservation.*

*Note: Fringes budgeted in House Bill 5 except for certain fringes budgeted directly to MoDOT, Highway Patrol, and Conservation.*

Other Funds:

Other Funds:

**2. THIS REQUEST CAN BE CATEGORIZED AS:**

<input type="checkbox"/> New Legislation	<input type="checkbox"/> New Program	<input type="checkbox"/> Fund Switch
<input type="checkbox"/> Federal Mandate	<input type="checkbox"/> Program Expansion	<input checked="" type="checkbox"/> Cost to Continue
<input type="checkbox"/> GR Pick-Up	<input type="checkbox"/> Space Request	<input type="checkbox"/> Equipment Replacement
<input type="checkbox"/> Pay Plan	<input type="checkbox"/> Other: _____	

**3. WHY IS THIS FUNDING NEEDED? PROVIDE AN EXPLANATION FOR ITEMS CHECKED IN #2. INCLUDE THE FEDERAL OR STATE STATUTORY OR CONSTITUTIONAL AUTHORIZATION FOR THIS PROGRAM.**

The Public Service Officer Survivor Grant is authorized by Section 173.260 RSMo to provide educational grants to the children or spouses of certain public safety officers killed or permanently and totally disabled in the line of duty. The award is the lesser of a student's actual tuition and fees for 12 credit hours or the amount of tuition for 12 credit hours charged to an undergraduate Missouri resident enrolled full time in the same class level and in the same academic major at the University of Missouri - Columbia. Public safety officers include: firefighters, State Fire Marshall's office uniformed employees, emergency medical technicians, police officers, capitol police officers, parole officers, probation officers, state correctional employees, water safety officers, conservation officers, park rangers, or highway patrolmen employed by Missouri or a political subdivision of the state, or any emergency medical technician, air ambulance pilot, air ambulance registered professional nurse, air ambulance registered respiratory therapist, and air ambulance flight crew member.

This request is the increase necessary to provide sufficient funds in FY 2021 to accommodate an estimated 2 percent tuition increase.

**NEW DECISION ITEM**  
**RANK: 5 OF 7**

<b>Department of Higher Education and Workforce Development</b>	<b>Budget Unit</b> <u>55655C</u>
<b>Division of Missouri Grants and Scholarships</b>	
<b>Public Service Officer Survivor Grant Program</b> <span style="float: right;"><b>DI#1555029</b></span>	<b>HB Section</b> <u>3.080</u>

**4. DESCRIBE THE DETAILED ASSUMPTIONS USED TO DERIVE THE SPECIFIC REQUESTED AMOUNT. (How did you determine that the requested number of FTE were appropriate? From what source or standard did you derive the requested levels of funding? Were alternatives such as outsourcing or automation considered? If based on new legislation, does request tie to TAFP fiscal note? If not, explain why. Detail which portions of the request are one-times and how those amounts were calculated.)**

Since the Public Service Officer Survivor Grant is based on tuition, award amounts are expected to increase as tuition rises. The estimated two-percent increase in tuition that underlays this request is based on projected inflation. A two percent tuition increase results in an estimated maximum annual award of \$7,320 for FY 2021, assuming the standard 24 hours/year (12 hours/semester) definition of full-time enrollment (maximum \$304.98/credit hour at UMC x 24 hours = \$7,320). However, the FY 2021 average award is expected to be less and is projected at \$5,908 based on the median difference between maximum and average awards over the last six years. Multiplying the estimated average award by the expected 25 students results in projected total program costs of \$147,688. With a current available core, after the statutory reserve is removed, of \$148,410, approximately \$4,000 additional is needed to cover the projected tuition increase and ensure spending does not exceed the appropriation.

**5. BREAK DOWN THE REQUEST BY BUDGET OBJECT CLASS, JOB CLASS, AND FUND SOURCE. IDENTIFY ONE-TIME COSTS.**

Budget Object Class/Job Class	Dept Req GR DOLLARS	Dept Req GR FTE	Dept Req FED DOLLARS	Dept Req FED FTE	Dept Req OTHER DOLLARS	Dept Req OTHER FTE	Dept Req TOTAL DOLLARS	Dept Req TOTAL FTE	Dept Req One-Time DOLLARS	E
							0			
							0	0.0		
<b>Total PS</b>	<u>0</u>	<u>0.0</u>	<u>0</u>	<u>0.0</u>	<u>0</u>	<u>0.0</u>	<u>0</u>	<u>0.0</u>	<u>0</u>	
							0			
							0			
<b>Total EE</b>	<u>0</u>		<u>0</u>		<u>0</u>		<u>0</u>		<u>0</u>	
Program Distributions	4,000						4,000			
<b>Total PSD</b>	<u>4,000</u>		<u>0</u>		<u>0</u>		<u>4,000</u>		<u>0</u>	
Transfers										
<b>Total TRF</b>	<u>0</u>		<u>0</u>		<u>0</u>		<u>0</u>		<u>0</u>	
<b>Grand Total</b>	<u>4,000</u>	<u>0.0</u>	<u>0</u>	<u>0.0</u>	<u>0</u>	<u>0.0</u>	<u>4,000</u>	<u>0.0</u>	<u>0</u>	

NEW DECISION ITEM  
RANK: 5 OF 7

<b>Department of Higher Education and Workforce Development</b>		<b>Budget Unit</b> <u>55655C</u>									
<b>Division of Missouri Grants and Scholarships</b>		<b>HB Section</b> <u>3.080</u>									
<b>Public Service Officer Survivor Grant Program</b> <span style="float: right;"><b>DI#1555029</b></span>											
<b>Budget Object Class/Job Class</b>	<b>Gov Rec DOLLARS</b>	<b>GR FTE</b>	<b>Gov Rec GR FTE</b>	<b>Gov Rec FED DOLLARS</b>	<b>Gov Rec FED FTE</b>	<b>Gov Rec OTHER DOLLARS</b>	<b>Gov Rec OTHER FTE</b>	<b>Gov Rec TOTAL DOLLARS</b>	<b>Gov Rec TOTAL FTE</b>	<b>Gov Rec One-Time DOLLARS</b>	<b>E</b>
<b>Total PS</b>	0	0.0	0	0	0.0	0	0.0	0	0.0	0	
<b>Total EE</b>	0		0	0	0	0	0	0	0	0	
Program Distributions	0		0	0	0	0	0	0	0	0	
<b>Total PSD</b>	0		0	0	0	0	0	0	0	0	
Transfers	0		0	0	0	0	0	0	0	0	
<b>Total TRF</b>	0		0	0	0	0	0	0	0	0	
<b>Grand Total</b>	0	0.0	0	0	0.0	0	0.0	0	0.0	0	

**NEW DECISION ITEM**  
**RANK: 5 OF 7**

<b>Department of Higher Education and Workforce Development</b>	<b>Budget Unit</b> <u>55655C</u>
<b>Division of Missouri Grants and Scholarships</b>	
<b>Public Service Officer Survivor Grant Program</b> <span style="float: right;"><b>DI#1555029</b></span>	<b>HB Section</b> <u>3.080</u>

**6. PERFORMANCE MEASURES (If new decision item has an associated core, separately identify projected performance with & without additional funding.)**

**6a. Provide an activity measure(s) for the program.**

This NDI will not affect this program's activity measure.

**6b. Provide a measure(s) of the program's quality.**

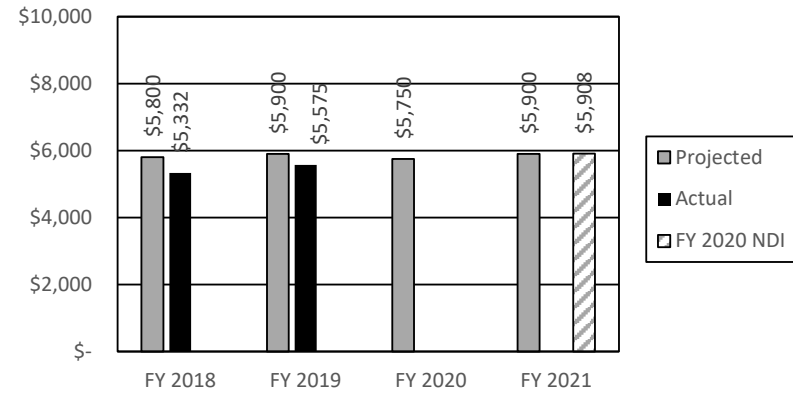
This NDI will not affect this program's quality measure.

**6c. Provide a measure(s) of the program's impact.**

This NDI will not affect this program's impact measure.

**6d. Provide a measure(s) of the program's efficiency.**

**Average Award per Student**



**NEW DECISION ITEM**  
RANK:     5          OF          7    

<u>Department of Higher Education and Workforce Development</u>	<b>Budget Unit</b> <u>    55655C    </u>
<u>Division of Missouri Grants and Scholarships</u>	
<u>Public Service Officer Survivor Grant Program</u> <u>DI#1555029</u>	<b>HB Section</b> <u>    3.080    </u>

**7. STRATEGIES TO ACHIEVE THE PERFORMANCE MEASUREMENT TARGETS:**

Because the MDHEWD has very limited ability to impact these measures, they are identified as projections rather than targets. However, in order to be effective, student financial assistance programs must provide consistent and reliable financial help to students. For this program, that means it is critical to maintain the maximum reimbursement of tuition and fees for which students are eligible. This request, which is required to maintain the maximum eligible reimbursement, should continue to encourage students to enroll and persist in postsecondary education as a result of their grant eligibility.

**DECISION ITEM DETAIL**

Budget Unit	FY 2019	FY 2019	FY 2020	FY 2020	FY 2021	FY 2021	*****	*****
Decision Item	ACTUAL	ACTUAL	BUDGET	BUDGET	DEPT REQ	DEPT REQ	SECURED	SECURED
Budget Object Class	DOLLAR	FTE	DOLLAR	FTE	DOLLAR	FTE	COLUMN	COLUMN
<b>PUBLIC SERVICE GRANT PROGRAM</b>								
Public Service Grant Program - 1555029								
PROGRAM DISTRIBUTIONS	0	0.00	0	0.00	4,000	0.00	0	0.00
<b>TOTAL - PD</b>	<b>0</b>	<b>0.00</b>	<b>0</b>	<b>0.00</b>	<b>4,000</b>	<b>0.00</b>	<b>0</b>	<b>0.00</b>
<b>GRAND TOTAL</b>	<b>\$0</b>	<b>0.00</b>	<b>\$0</b>	<b>0.00</b>	<b>\$4,000</b>	<b>0.00</b>	<b>\$0</b>	<b>0.00</b>
GENERAL REVENUE	\$0	0.00	\$0	0.00	\$4,000	0.00		0.00
FEDERAL FUNDS	\$0	0.00	\$0	0.00	\$0	0.00		0.00
OTHER FUNDS	\$0	0.00	\$0	0.00	\$0	0.00		0.00

**CORE DECISION ITEM**

<b>Department of Higher Education and Workforce Development</b>	<b>Budget Unit</b>	<u>55687C</u>
<b>Division of Missouri Student Grants and Scholarships</b>		
<b>Core - Wartime Veterans Survivor Grant Program</b>	<b>HB Section</b>	<u>3.080</u>

**1. CORE FINANCIAL SUMMARY**

	FY 2021 Budget Request						FY 2021 Governor's Recommendation				
	GR	Federal	Other	Total	E		GR	Federal	Other	Total	E
PS	0	0	0	0	0	PS	0	0	0	0	
EE	0	0	0	0	0	EE	0	0	0	0	
PSD	315,000	0	0	315,000		PSD	0	0	0	0	
TRF	0	0	0	0		TRF	0	0	0	0	
<b>Total</b>	<b>315,000</b>	<b>0</b>	<b>0</b>	<b>315,000</b>		<b>Total</b>	<b>0</b>	<b>0</b>	<b>0</b>	<b>0</b>	
<b>FTE</b>	<b>0.00</b>	<b>0.00</b>	<b>0.00</b>	<b>0.00</b>		<b>FTE</b>	<b>0.00</b>	<b>0.00</b>	<b>0.00</b>	<b>0.00</b>	

<b>Est. Fringe</b>	<i>0</i>	<i>0</i>	<i>0</i>	<i>0</i>
--------------------	----------	----------	----------	----------

*Note: Fringes budgeted in House Bill 5 except for certain fringes budgeted directly to MoDOT, Highway Patrol, and Conservation.*

<b>Est. Fringe</b>	<i>0</i>	<i>0</i>	<i>0</i>	<i>0</i>
--------------------	----------	----------	----------	----------

*Note: Fringes budgeted in House Bill 5 except for certain fringes budgeted directly to MoDOT, Highway Patrol, and Conservation.*

Other Funds:

Other Funds:

**2. CORE DESCRIPTION**

Section 173.234, RSMo, establishes the Wartime Veterans Survivor Grant Program to provide up to 25 grants annually to spouses or children of Missouri veterans who died or became disabled from combat after 9/11/2001. Grants cover tuition (capped at the rate charged by the University of Missouri - Columbia), plus up to \$2,000 for room and board and \$500 for books per semester. Based on 12 semester credit hours of attendance, the maximum annual award for FY 2020 would be \$12,176 per grant. Applicants are ranked first by renewal status and then by application received date. Renewal applicants have priority until May 1. Renewal applications received after May 1 are ranked by application received date with initial applicants. Once the 25 recipient maximum has been reached, applicants are placed on a waiting list. FY 2018 was the first year in which the waiting list was utilized. If the waiting list exceeds 50 applicants, the department may petition the General Assembly to expand the quota. This item provides funding for 25 students.

The Marguerite Ross Barnett Scholarship Program, the Advanced Placement Incentive Grant, the Public Service Officer Survivor Grant Program, and the Wartime Veteran's Survivors Grant Program are combined into a single line item appropriation. This allows any unexpended funds from these programs, after awards are made to all eligible applicants, to be used in the Marguerite Ross Barnett Scholarship Program and other programs in this group that may have more applicants than available funding. The Marguerite Ross Barnett Scholarship Program historically has had more applicants than available funding.



**CORE DECISION ITEM**

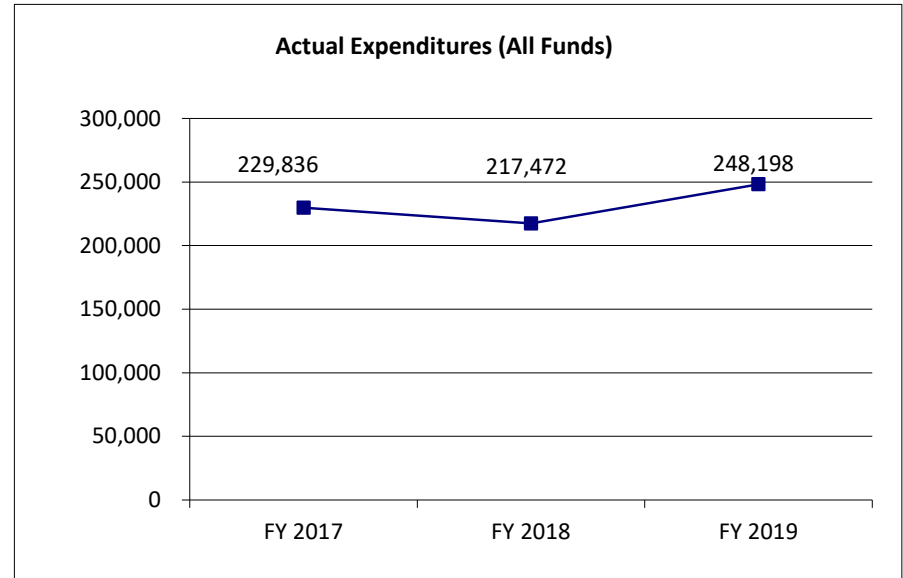
<b>Department of Higher Education and Workforce Development</b>	<b>Budget Unit</b>	<u>55687C</u>
<b>Division of Missouri Student Grants and Scholarships</b>		
<b>Core - Wartime Veterans Survivor Grant Program</b>	<b>HB Section</b>	<u>3.080</u>

**3. PROGRAM LISTING (list programs included in this core funding)**

Wartime Veterans Survivor Grant Program

**4. FINANCIAL HISTORY**

	<b>FY 2017</b>	<b>FY 2018</b>	<b>FY 2019</b>	<b>FY 2020</b>
	<b>Actual</b>	<b>Actual</b>	<b>Actual</b>	<b>Current Yr.</b>
Appropriation (All Funds)	241,250	241,250	301,250	315,000
Less Reverted (All Funds)	(7,238)	(7,238)	(9,038)	(9,450)
Less Restricted (All Funds)	0	0	0	0
Budget Authority (All Funds)	234,012	234,012	292,212	305,550
Actual Expenditures (All Funds)	229,836	217,472	248,198	N/A
Unexpended (All Funds)	4,176	16,540	44,014	N/A
Unexpended, by Fund:				
General Revenue	4,176	16,540	44,014	N/A
Federal	0	0	0	N/A
Other	0	0	0	N/A
	(1)	(2)	(3)	



Reverted includes the statutory three-percent reserve amount (when applicable).

Restricted includes any Governor's Expenditure Restrictions which remained at the end of the fiscal year (when applicable).

**NOTES:**

- (1) For FY 2017, the full \$229,836 was disbursed to Wartime Veteran's Survivors Grant students.
- (2) For FY 2018, the full \$217,472 was disbursed to Wartime Veteran's Survivors Grant students.
- (3) For FY 2019, the full \$248,198 was disbursed to Wartime Veteran's Survivors Grant students.

**CORE RECONCILIATION DETAIL**

---

**DEPARTMENT OF HIGHER EDUCATION  
VETERANS SURVIVOR GRANT**

---

**5. CORE RECONCILIATION DETAIL**

---

	<b>Budget Class</b>	<b>FTE</b>	<b>GR</b>	<b>Federal</b>	<b>Other</b>	<b>Total</b>	<b>Explanation</b>
<b>TAFP AFTER VETOES</b>							
	PD	0.00	315,000	0	0	315,000	
	<b>Total</b>	<b>0.00</b>	<b>315,000</b>	<b>0</b>	<b>0</b>	<b>315,000</b>	
<b>DEPARTMENT CORE REQUEST</b>							
	PD	0.00	315,000	0	0	315,000	
	<b>Total</b>	<b>0.00</b>	<b>315,000</b>	<b>0</b>	<b>0</b>	<b>315,000</b>	
<b>GOVERNOR'S RECOMMENDED CORE</b>							
	PD	0.00	315,000	0	0	315,000	
	<b>Total</b>	<b>0.00</b>	<b>315,000</b>	<b>0</b>	<b>0</b>	<b>315,000</b>	

**DECISION ITEM SUMMARY**

Budget Unit									
Decision Item	FY 2019	FY 2019	FY 2020	FY 2020	FY 2021	FY 2021	*****	*****	
Budget Object Summary	ACTUAL	ACTUAL	BUDGET	BUDGET	DEPT REQ	DEPT REQ	SECURED	SECURED	
Fund	DOLLAR	FTE	DOLLAR	FTE	DOLLAR	FTE	COLUMN	COLUMN	
<b>VETERANS SURVIVOR GRANT</b>									
<b>CORE</b>									
PROGRAM-SPECIFIC									
GENERAL REVENUE	248,198	0.00	315,000	0.00	315,000	0.00	0	0.00	
TOTAL - PD	248,198	0.00	315,000	0.00	315,000	0.00	0	0.00	
<b>TOTAL</b>	<b>248,198</b>	<b>0.00</b>	<b>315,000</b>	<b>0.00</b>	<b>315,000</b>	<b>0.00</b>	<b>0</b>	<b>0.00</b>	
<b>Wartime Veterans Survivor Inc - 1555030</b>									
PROGRAM-SPECIFIC									
GENERAL REVENUE	0	0.00	0	0.00	9,000	0.00	0	0.00	
TOTAL - PD	0	0.00	0	0.00	9,000	0.00	0	0.00	
<b>TOTAL</b>	<b>0</b>	<b>0.00</b>	<b>0</b>	<b>0.00</b>	<b>9,000</b>	<b>0.00</b>	<b>0</b>	<b>0.00</b>	
<b>GRAND TOTAL</b>	<b>\$248,198</b>	<b>0.00</b>	<b>\$315,000</b>	<b>0.00</b>	<b>\$324,000</b>	<b>0.00</b>	<b>\$0</b>	<b>0.00</b>	

**DECISION ITEM DETAIL**

Budget Unit	FY 2019	FY 2019	FY 2020	FY 2020	FY 2021	FY 2021	*****	*****
Decision Item	ACTUAL	ACTUAL	BUDGET	BUDGET	DEPT REQ	DEPT REQ	SECURED	SECURED
Budget Object Class	DOLLAR	FTE	DOLLAR	FTE	DOLLAR	FTE	COLUMN	COLUMN
<b>VETERANS SURVIVOR GRANT</b>								
<b>CORE</b>								
PROGRAM DISTRIBUTIONS	248,198	0.00	315,000	0.00	315,000	0.00	0	0.00
<b>TOTAL - PD</b>	<b>248,198</b>	<b>0.00</b>	<b>315,000</b>	<b>0.00</b>	<b>315,000</b>	<b>0.00</b>	<b>0</b>	<b>0.00</b>
<b>GRAND TOTAL</b>	<b>\$248,198</b>	<b>0.00</b>	<b>\$315,000</b>	<b>0.00</b>	<b>\$315,000</b>	<b>0.00</b>	<b>\$0</b>	<b>0.00</b>
GENERAL REVENUE	\$248,198	0.00	\$315,000	0.00	\$315,000	0.00		0.00
FEDERAL FUNDS	\$0	0.00	\$0	0.00	\$0	0.00		0.00
OTHER FUNDS	\$0	0.00	\$0	0.00	\$0	0.00		0.00

PROGRAM DESCRIPTION

Department of Higher Education and Workforce Development

HB Section(s): 3.080

Program Name: Wartime Veterans Survivor Grant Program

Program is found in the following core budget(s): Wartime Veterans Survivor Grant Program

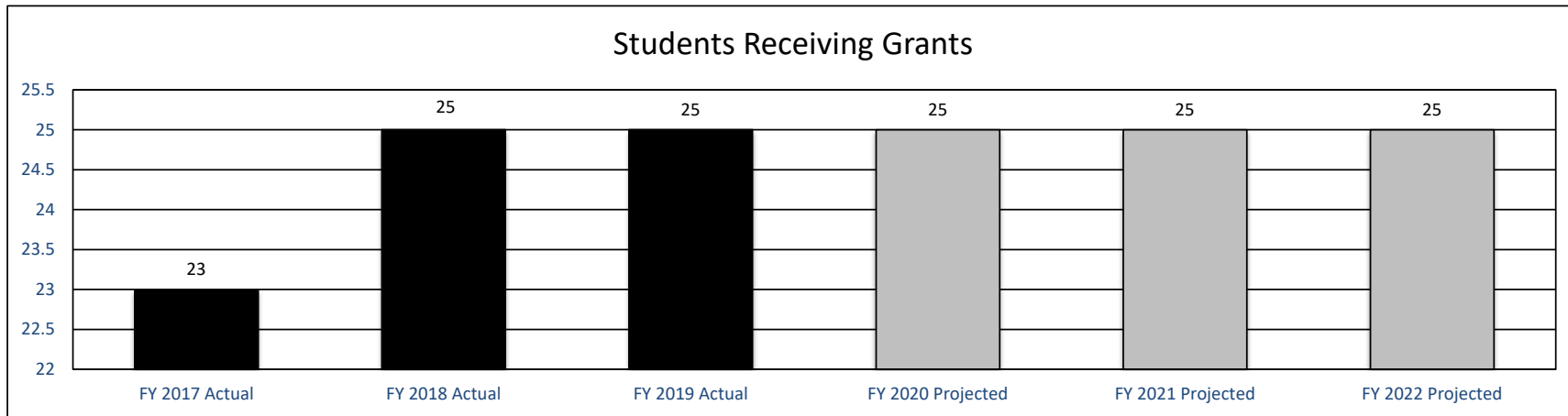
1a. What strategic priority does this program address?

Affordability

1b. What does this program do?

Section 173.234 RSMo established the Wartime Veterans Survivor Grant Program to provide up to 25 grants annually to spouses or children of Missouri veterans who died or became disabled from combat after 9/11/2001. Grants include tuition (capped at the rate charged by the University of Missouri - Columbia), plus up to \$2,000 for room and board and \$500 for books per semester. Based on 12 semester credit hours of attendance, the maximum annual award for FY 2020 would be \$12,176 per grant. The grant encourages persistence and completion by reducing the cost of education for as many eligible students as possible whose families have suffered significant personal and financial loss.

2a. Provide an activity measure(s) for the program.



**PROGRAM DESCRIPTION**

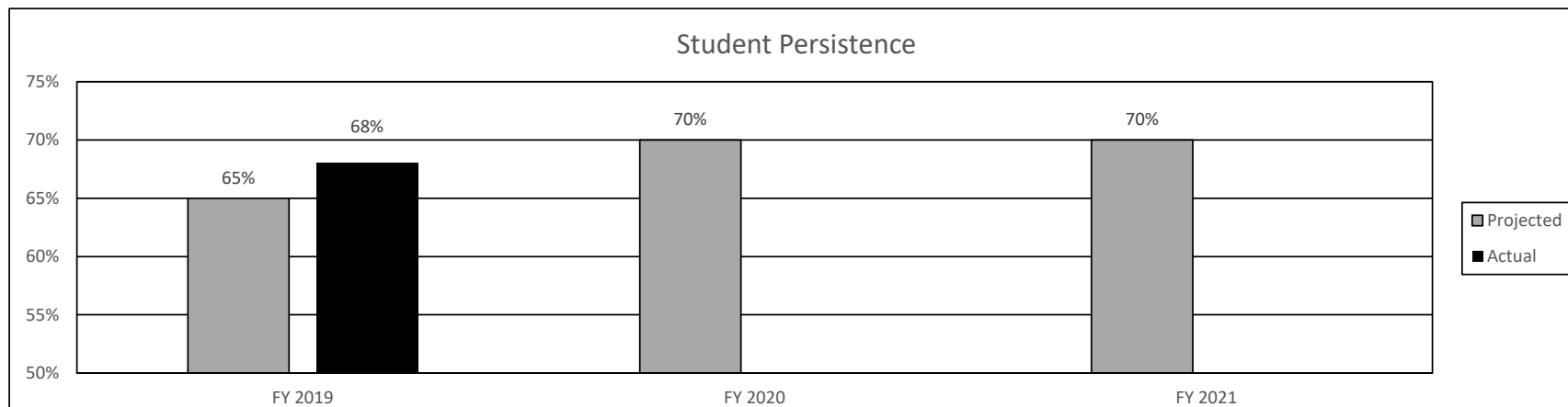
Department of Higher Education and Workforce Development

HB Section(s): 3.080

Program Name: Wartime Veterans Survivor Grant Program

Program is found in the following core budget(s): Wartime Veterans Survivor Grant Program

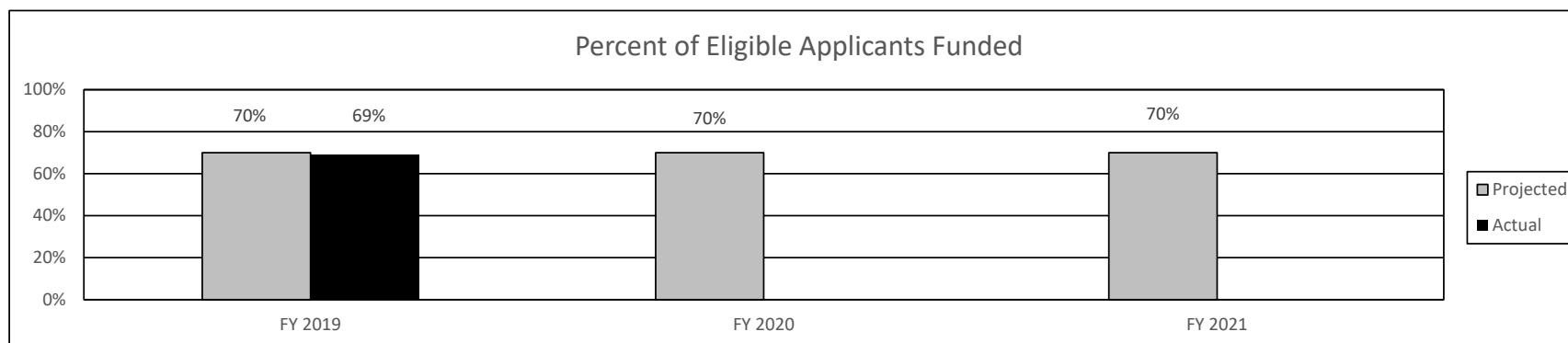
**2b. Provide a measure(s) of the program's quality.**



**Note:** Persistence represents recipients who received Wartime Veteran's Survivors Grant or other state award in the prior academic year and current academic year. This measure compares the recipients who persisted to the total recipients each year. It does not account for students who may have graduated.

**2c. Provide a measure(s) of the program's impact.**

To demonstrate the program's impact the number of students paid will be compared to the number of eligible applicants, including those on the waiting list, to determine the number of eligible applicants receiving the grant.



**Note:** Beginning with FY 2018, the percent of eligible applicants who are funded is expected to decline as the number of eligible applicants exceeds the 25 recipient limit. Although there is a priority deadline for renewal students, applications can be filed year round, making projections difficult.

**PROGRAM DESCRIPTION**

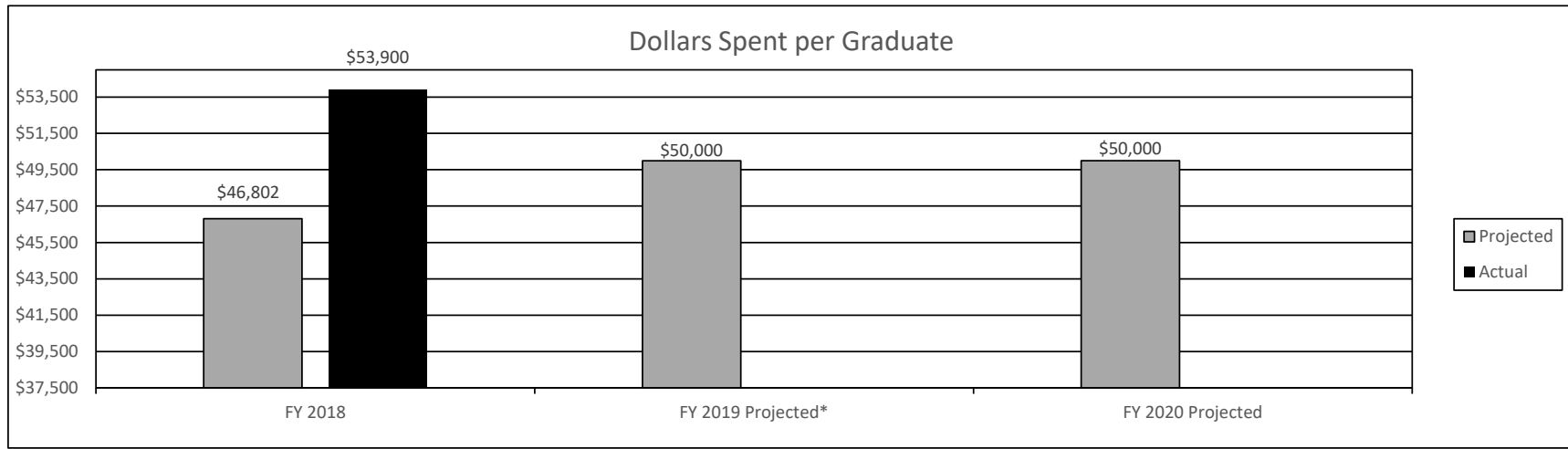
Department of Higher Education and Workforce Development

HB Section(s): 3.080

Program Name: Wartime Veterans Survivor Grant Program

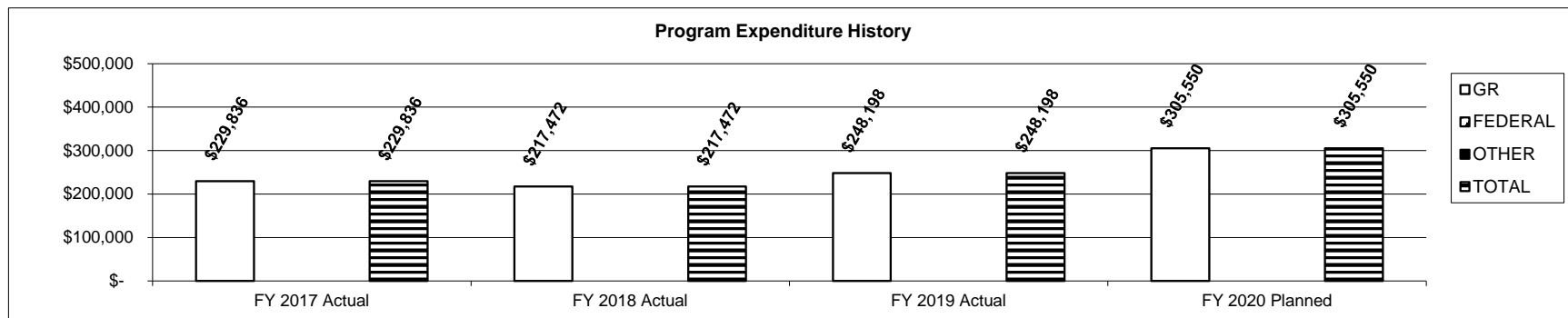
Program is found in the following core budget(s): Wartime Veterans Survivor Grant Program

**2d. Provide a measure(s) of the program's efficiency.**



\*This measure will be updated when the Governor's Recommendation is added as FY 2019 completion data is not yet available.

**3. Provide actual expenditures for the prior three fiscal years and planned expenditures for the current fiscal year. (Note: Amounts do not include fringe benefit costs.)**



**PROGRAM DESCRIPTION**

**Department of Higher Education and Workforce Development**

**HB Section(s):** 3.080

**Program Name: Wartime Veterans Survivor Grant Program**

**Program is found in the following core budget(s): Wartime Veterans Survivor Grant Program**

**4. What are the sources of the "Other " funds?**

N/A

**5. What is the authorization for this program, i.e., federal or state statute, etc.? (Include the federal program number, if applicable.)**

173.234, RSMo

**6. Are there federal matching requirements? If yes, please explain.**

No

**7. Is this a federally mandated program? If yes, please explain.**

No



**NEW DECISION ITEM**

RANK: 5 OF 7

<b>Department of Higher Education and Workforce Development</b>	Budget Unit <u>55687C</u>
<b>Division of Missouri Grants and Scholarships</b>	
<b>Wartime Veterans Survivor Grant Program</b> <b>DI#1555030</b>	HB Section <u>3.080</u>

**1. AMOUNT OF REQUEST**

	FY 2021 Budget Request				E		FY 2021 Governor's Recommendation				E
	GR	Federal	Other	Total			GR	Federal	Other	Total	
PS	0	0	0	0		PS	0	0	0	0	
EE	0	0	0	0		EE	0	0	0	0	
PSD	9,000	0	0	9,000		PSD	0	0	0	0	
TRF	0	0	0	0		TRF	0	0	0	0	
<b>Total</b>	<b>9,000</b>	<b>0</b>	<b>0</b>	<b>9,000</b>		<b>Total</b>	<b>0</b>	<b>0</b>	<b>0</b>	<b>0</b>	
FTE	0.00	0.00	0.00	0.00		FTE	0.00	0.00	0.00	0.00	

<b>Est. Fringe</b>	0	0	0	0
--------------------	---	---	---	---

*Note: Fringes budgeted in House Bill 5 except for certain fringes budgeted directly to MoDOT, Highway Patrol, and Conservation.*

<b>Est. Fringe</b>	0	0	0	0
--------------------	---	---	---	---

*Note: Fringes budgeted in House Bill 5 except for certain fringes budgeted directly to MoDOT, Highway Patrol, and Conservation.*

Other Funds:

Other Funds:

**2. THIS REQUEST CAN BE CATEGORIZED AS:**

<input type="checkbox"/> New Legislation	<input type="checkbox"/> New Program	<input type="checkbox"/> Fund Switch
<input type="checkbox"/> Federal Mandate	<input type="checkbox"/> Program Expansion	<input checked="" type="checkbox"/> Cost to Continue
<input type="checkbox"/> GR Pick-Up	<input type="checkbox"/> Space Request	<input type="checkbox"/> Equipment Replacement
<input type="checkbox"/> Pay Plan	<input type="checkbox"/> Other: _____	

**3. WHY IS THIS FUNDING NEEDED? PROVIDE AN EXPLANATION FOR ITEMS CHECKED IN #2. INCLUDE THE FEDERAL OR STATE STATUTORY OR CONSTITUTIONAL AUTHORIZATION FOR THIS PROGRAM.**

The Wartime Veterans Survivor Grant is authorized by Section 173.234 RSMo to provide up to 25 grants annually to spouses or children of Missouri veterans who died or became disabled from combat after September 11, 2001. The award is the lesser of a student's actual tuition and fees, or the amount of tuition charged to a Missouri resident at the University of Missouri - Columbia plus up to \$2,000 for room and board and \$500 for books per semester

This request is the increase necessary to provide sufficient funds in FY 2021 to accommodate an estimated 2 percent tuition increase.

NEW DECISION ITEM  
RANK: 5 OF 7

<u>Department of Higher Education and Workforce Development</u>	Budget Unit <u>55687C</u>
<u>Division of Missouri Grants and Scholarships</u>	
<u>Wartime Veterans Survivor Grant Program</u> <u>DI#1555030</u>	HB Section <u>3.080</u>

**4. DESCRIBE THE DETAILED ASSUMPTIONS USED TO DERIVE THE SPECIFIC REQUESTED AMOUNT. (How did you determine that the requested number of FTE were appropriate? From what source or standard did you derive the requested levels of funding? Were alternatives such as outsourcing or automation considered? If based on new legislation, does request tie to TAFP fiscal note? If not, explain why. Detail which portions of the request are one-times and how those amounts were calculated.)**

Since the Wartime Veteran's Survivors Grant award is based in large part on tuition, award amounts are expected to increase as tuition rises. The estimated two-percent increase in tuition that underlays this request is based on projected inflation. A two percent tuition increase results in an estimated maximum annual award of \$12,320 for FY 2021, assuming the standard 24 hours/year (12 hours/semester) definition of full-time enrollment (maximum \$304.98/credit hour at University of Missouri - Columbia x 24 hours + \$4,000 room and board allowance + \$1,000 book allowance = \$12,320). Multiplying this estimated maximum annual award by the expected 25 recipients results in projected total program costs of \$307,988. With a current available core, after the statutory reserve is removed, of \$305,550, approximately \$9,000 additional is needed to cover the projected costs and ensure spending does not exceed the appropriation.

**5. BREAK DOWN THE REQUEST BY BUDGET OBJECT CLASS, JOB CLASS, AND FUND SOURCE. IDENTIFY ONE-TIME COSTS.**

Budget Object Class/Job Class	Dept Req GR DOLLARS	Dept Req GR FTE	Dept Req FED DOLLARS	Dept Req FED FTE	Dept Req OTHER DOLLARS	Dept Req OTHER FTE	Dept Req TOTAL DOLLARS	Dept Req TOTAL FTE	Dept Req One-Time DOLLARS	E
							0			
							0	0.0		
<b>Total PS</b>	<u>0</u>	<u>0.0</u>	<u>0</u>	<u>0.0</u>	<u>0</u>	<u>0.0</u>	<u>0</u>	<u>0.0</u>	<u>0</u>	
							0			
							0			
<b>Total EE</b>	<u>0</u>		<u>0</u>		<u>0</u>		<u>0</u>		<u>0</u>	
Program Distributions	9,000						9,000			
<b>Total PSD</b>	<u>9,000</u>		<u>0</u>		<u>0</u>		<u>9,000</u>		<u>0</u>	
Transfers										
<b>Total TRF</b>	<u>0</u>		<u>0</u>		<u>0</u>		<u>0</u>		<u>0</u>	
<b>Grand Total</b>	<u>9,000</u>	<u>0.0</u>	<u>0</u>	<u>0.0</u>	<u>0</u>	<u>0.0</u>	<u>9,000</u>	<u>0.0</u>	<u>0</u>	

NEW DECISION ITEM  
RANK: 5 OF 7

<b>Department of Higher Education and Workforce Development</b>		<b>Budget Unit</b> <u>55687C</u>	
<b>Division of Missouri Grants and Scholarships</b>			
<b>Wartime Veterans Survivor Grant Program</b>	<b>DI#1555030</b>	<b>HB Section</b>	<u>3.080</u>

Budget Object Class/Job Class	Gov Rec GR DOLLARS	Gov Rec GR FTE	Gov Rec FED DOLLARS	Gov Rec FED FTE	Gov Rec OTHER DOLLARS	Gov Rec OTHER FTE	Gov Rec TOTAL DOLLARS	Gov Rec TOTAL FTE	Gov Rec One-Time DOLLARS	E
							0			
							0	0.0		
<b>Total PS</b>	<u>0</u>	<u>0.0</u>	<u>0</u>	<u>0.0</u>	<u>0</u>	<u>0.0</u>	<u>0</u>	<u>0.0</u>	<u>0</u>	
							0			
							0			
							0			
<b>Total EE</b>	<u>0</u>		<u>0</u>		<u>0</u>		<u>0</u>		<u>0</u>	
Program Distributions	<u>0</u>		<u>0</u>		<u>0</u>		<u>0</u>		<u>0</u>	
<b>Total PSD</b>	<u>0</u>		<u>0</u>		<u>0</u>		<u>0</u>		<u>0</u>	
Transfers										
<b>Total TRF</b>	<u>0</u>		<u>0</u>		<u>0</u>		<u>0</u>		<u>0</u>	
<b>Grand Total</b>	<u>0</u>	<u>0.0</u>	<u>0</u>	<u>0.0</u>	<u>0</u>	<u>0.0</u>	<u>0</u>	<u>0.0</u>	<u>0</u>	

NEW DECISION ITEM  
RANK: 5 OF 7

<u>Department of Higher Education and Workforce Development</u>	<u>Budget Unit</u>	<u>55687C</u>
<u>Division of Missouri Grants and Scholarships</u>		
<u>Wartime Veterans Survivor Grant Program</u> <u>DI#1555030</u>	<u>HB Section</u>	<u>3.080</u>

**6. PERFORMANCE MEASURES (If new decision item has an associated core, separately identify projected performance with & without additional funding.)**

**6a. Provide an activity measure(s) for the program.**  
This NDI does not affect this program's activity measure.

**6b. Provide a measure(s) of the program's quality.**  
This NDI does not affect this program's quality measure.

**6c. Provide a measure(s) of the program's impact.**  
This NDI does not affect this program's impact measure.

**6d. Provide a measure(s) of the program's efficiency.**  
This NDI does not affect this program's efficiency measure.

**NEW DECISION ITEM**

RANK: 5 OF 7

<b>Department of Higher Education and Workforce Development</b>	<b>Budget Unit</b>	<u>55687C</u>
<b>Division of Missouri Grants and Scholarships</b>		
<b>Wartime Veterans Survivor Grant Program</b> <b>DI#1555030</b>	<b>HB Section</b>	<u>3.080</u>

**7. STRATEGIES TO ACHIEVE THE PERFORMANCE MEASUREMENT TARGETS:**

Because the MDHEWD has very limited ability to impact these measures, they are identified as projections rather than targets. However, in order to be effective, student financial assistance programs must provide consistent and reliable financial help to students. For this program, that means it is critical to maintain the maximum reimbursement for which students are eligible. This request, which is required to maintain the maximum eligible reimbursement, should continue to encourage students to enroll and persist in postsecondary education as a result of their grant eligibility.

**DECISION ITEM DETAIL**

Budget Unit	FY 2019	FY 2019	FY 2020	FY 2020	FY 2021	FY 2021	*****	*****
Decision Item	ACTUAL	ACTUAL	BUDGET	BUDGET	DEPT REQ	DEPT REQ	SECURED	SECURED
Budget Object Class	DOLLAR	FTE	DOLLAR	FTE	DOLLAR	FTE	COLUMN	COLUMN
<b>VETERANS SURVIVOR GRANT</b>								
Wartime Veterans Survivor Inc - 1555030								
PROGRAM DISTRIBUTIONS	0	0.00	0	0.00	9,000	0.00	0	0.00
<b>TOTAL - PD</b>	<b>0</b>	<b>0.00</b>	<b>0</b>	<b>0.00</b>	<b>9,000</b>	<b>0.00</b>	<b>0</b>	<b>0.00</b>
<b>GRAND TOTAL</b>	<b>\$0</b>	<b>0.00</b>	<b>\$0</b>	<b>0.00</b>	<b>\$9,000</b>	<b>0.00</b>	<b>\$0</b>	<b>0.00</b>
GENERAL REVENUE	\$0	0.00	\$0	0.00	\$9,000	0.00		0.00
FEDERAL FUNDS	\$0	0.00	\$0	0.00	\$0	0.00		0.00
OTHER FUNDS	\$0	0.00	\$0	0.00	\$0	0.00		0.00

**CORE DECISION ITEM**

<b>Department of Higher Education and Workforce Development</b>	<b>Budget Unit</b> <u>55685C</u>
<b>Division of Missouri Student Grants and Scholarships</b>	
<b>Core - Kids' Chance Scholarship Program</b>	<b>HB Section</b> <u>3.095</u>

**1. CORE FINANCIAL SUMMARY**

	FY 2021 Budget Request						FY 2021 Governor's Recommendation				
	GR	Federal	Other	Total	E		GR	Federal	Other	Total	E
PS	0	0	0	0	0	PS	0	0	0	0	
EE	0	0	0	0	0	EE	0	0	0	0	
PSD	0	0	15,000	15,000		PSD	0	0	0	0	
TRF	0	0	0	0		TRF	0	0	0	0	
<b>Total</b>	<b>0</b>	<b>0</b>	<b>15,000</b>	<b>15,000</b>		<b>Total</b>	<b>0</b>	<b>0</b>	<b>0</b>	<b>0</b>	
<b>FTE</b>	<b>0.00</b>	<b>0.00</b>	<b>0.00</b>	<b>0.00</b>		<b>FTE</b>	<b>0.00</b>	<b>0.00</b>	<b>0.00</b>	<b>0.00</b>	

<b>Est. Fringe</b>	0	0	0	0
--------------------	---	---	---	---

*Note: Fringes budgeted in House Bill 5 except for certain fringes budgeted directly to MoDOT, Highway Patrol, and Conservation.*

<b>Est. Fringe</b>	0	0	0	0
--------------------	---	---	---	---

*Note: Fringes budgeted in House Bill 5 except for certain fringes budgeted directly to MoDOT, Highway Patrol, and Conservation.*

Other Funds: Kids' Chance Scholarship Fund (0878)

Other Funds:

**2. CORE DESCRIPTION**

The Kid's Chance Scholarship Program, established in 1998 in Section 173.254, RSMo, authorizes the Coordinating Board for Higher Education to provide scholarships for the children of workers who were seriously injured or died in a work related accident or an occupational disease covered by workers' compensation and compensable pursuant to Chapter 287, RSMo. Eligible students can attend a Missouri college, university, or accredited vocational institution of their choice. Per the statute, the Division of Workers' Compensation deposited \$50,000 each year between 1999 and 2018 to build a \$1 million corpus in the Kids' Chance Scholarship Fund. Awards, which are the lesser of the student's actual tuition and fees, tuition at the University of Missouri for the same number of credit hours the student is enrolled in, or the amount of the Kids' Chance Inc. of Missouri private scholarship award, can only be made using the interest earnings in the fund. This request allows the department to issue approximately 2 scholarships for the 2020-2021 school year.

**CORE DECISION ITEM**

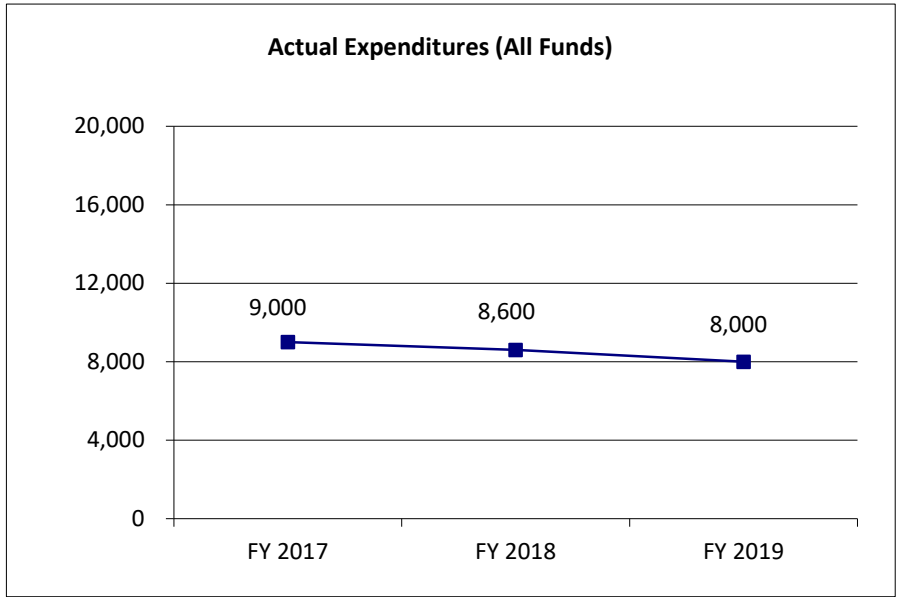
<b>Department of Higher Education and Workforce Development</b>	<b>Budget Unit</b> <u>55685C</u>
<b>Division of Missouri Student Grants and Scholarships</b>	
<b>Core - Kids' Chance Scholarship Program</b>	<b>HB Section</b> <u>3.095</u>

**3. PROGRAM LISTING (list programs included in this core funding)**

Kid's Chance Scholarship

**4. FINANCIAL HISTORY**

	<b>FY 2017 Actual</b>	<b>FY 2018 Actual</b>	<b>FY 2019 Actual</b>	<b>FY 2020 Current Yr.</b>
Appropriation (All Funds)	15,000	15,000	15,000	15,000
Less Reverted (All Funds)	0	0	0	0
Less Restricted (All Funds)	0	0	0	0
Budget Authority (All Funds)	15,000	15,000	15,000	N/A
Actual Expenditures (All Funds)	9,000	8,600	8,000	N/A
Unexpended (All Funds)	6,000	6,400	7,000	N/A
Unexpended, by Fund:				
General Revenue	0	0	0	N/A
Federal	0	0	0	N/A
Other	6,000	6,400	7,000	N/A



Reverted includes the statutory three-percent reserve amount (when applicable).  
 Restricted includes any Governor's Expenditure Restrictions which remained at the end of the fiscal year (when applicable).

**NOTES:**



**CORE RECONCILIATION DETAIL**

---

**DEPARTMENT OF HIGHER EDUCATION  
KIDS CHANCE SCHOLARSHIPS**

---

**5. CORE RECONCILIATION DETAIL**

---

	<b>Budget Class</b>	<b>FTE</b>	<b>GR</b>	<b>Federal</b>	<b>Other</b>	<b>Total</b>	<b>Explanation</b>
<b>TAFP AFTER VETOES</b>							
	PD	0.00	0	0	15,000	15,000	
	<b>Total</b>	<b>0.00</b>	<b>0</b>	<b>0</b>	<b>15,000</b>	<b>15,000</b>	
<b>DEPARTMENT CORE REQUEST</b>							
	PD	0.00	0	0	15,000	15,000	
	<b>Total</b>	<b>0.00</b>	<b>0</b>	<b>0</b>	<b>15,000</b>	<b>15,000</b>	
<b>GOVERNOR'S RECOMMENDED CORE</b>							
	PD	0.00	0	0	15,000	15,000	
	<b>Total</b>	<b>0.00</b>	<b>0</b>	<b>0</b>	<b>15,000</b>	<b>15,000</b>	

**DECISION ITEM SUMMARY**

Budget Unit									
Decision Item	FY 2019	FY 2019	FY 2020	FY 2020	FY 2021	FY 2021	*****	*****	
Budget Object Summary	ACTUAL	ACTUAL	BUDGET	BUDGET	DEPT REQ	DEPT REQ	SECURED	SECURED	
Fund	DOLLAR	FTE	DOLLAR	FTE	DOLLAR	FTE	COLUMN	COLUMN	
<b>KIDS CHANCE SCHOLARSHIPS</b>									
<b>CORE</b>									
PROGRAM-SPECIFIC									
KIDS' CHANCE SCHOLARSHIP	8,000	0.00	15,000	0.00	15,000	0.00	0	0.00	
TOTAL - PD	8,000	0.00	15,000	0.00	15,000	0.00	0	0.00	
<b>TOTAL</b>	<b>8,000</b>	<b>0.00</b>	<b>15,000</b>	<b>0.00</b>	<b>15,000</b>	<b>0.00</b>	<b>0</b>	<b>0.00</b>	
<b>GRAND TOTAL</b>	<b>\$8,000</b>	<b>0.00</b>	<b>\$15,000</b>	<b>0.00</b>	<b>\$15,000</b>	<b>0.00</b>	<b>\$0</b>	<b>0.00</b>	

**DECISION ITEM DETAIL**

Budget Unit	FY 2019	FY 2019	FY 2020	FY 2020	FY 2021	FY 2021	*****	*****
Decision Item	ACTUAL	ACTUAL	BUDGET	BUDGET	DEPT REQ	DEPT REQ	SECURED	SECURED
Budget Object Class	DOLLAR	FTE	DOLLAR	FTE	DOLLAR	FTE	COLUMN	COLUMN
<b>KIDS CHANCE SCHOLARSHIPS</b>								
<b>CORE</b>								
PROGRAM DISTRIBUTIONS	8,000	0.00	15,000	0.00	15,000	0.00	0	0.00
<b>TOTAL - PD</b>	<b>8,000</b>	<b>0.00</b>	<b>15,000</b>	<b>0.00</b>	<b>15,000</b>	<b>0.00</b>	<b>0</b>	<b>0.00</b>
<b>GRAND TOTAL</b>	<b>\$8,000</b>	<b>0.00</b>	<b>\$15,000</b>	<b>0.00</b>	<b>\$15,000</b>	<b>0.00</b>	<b>\$0</b>	<b>0.00</b>
GENERAL REVENUE	\$0	0.00	\$0	0.00	\$0	0.00		0.00
FEDERAL FUNDS	\$0	0.00	\$0	0.00	\$0	0.00		0.00
OTHER FUNDS	\$8,000	0.00	\$15,000	0.00	\$15,000	0.00		0.00

**PROGRAM DESCRIPTION**

Department of Higher Education and Workforce Development

HB Section(s): 3.095

Program Name: Kids' Chance Scholarship Program

Program is found in the following core budget(s): Kids' Chance Scholarship Program

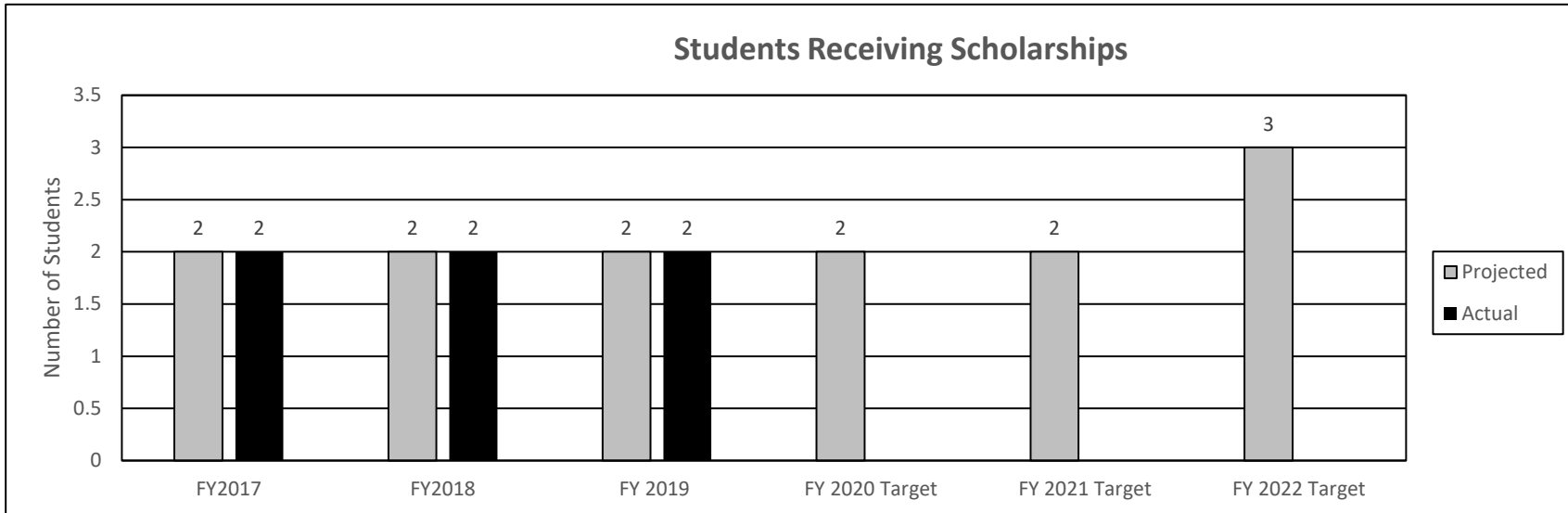
**1a. What strategic priority does this program address?**

Affordability

**1b. What does this program do?**

The Kid's Chance Scholarship Program, established in 1998, authorizes the Coordinating Board for Higher Education to partner with Kids' Chance Inc. of Missouri to provide scholarships for the children of workers who were seriously injured or died in a work related accident or occupational disease covered by workers' compensation and compensable pursuant to Chapter 287, RSMo. The partnership allows more students to be served at higher amounts than either organization could serve alone.

**2a. Provide an activity measure(s) for the program.**



**PROGRAM DESCRIPTION**

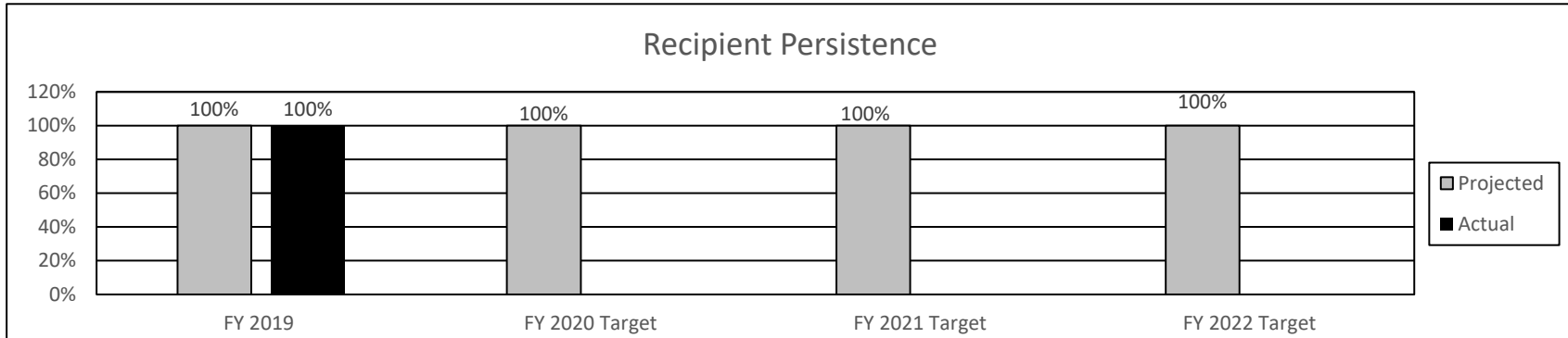
Department of Higher Education and Workforce Development

HB Section(s): 3.095

Program Name: Kids' Chance Scholarship Program

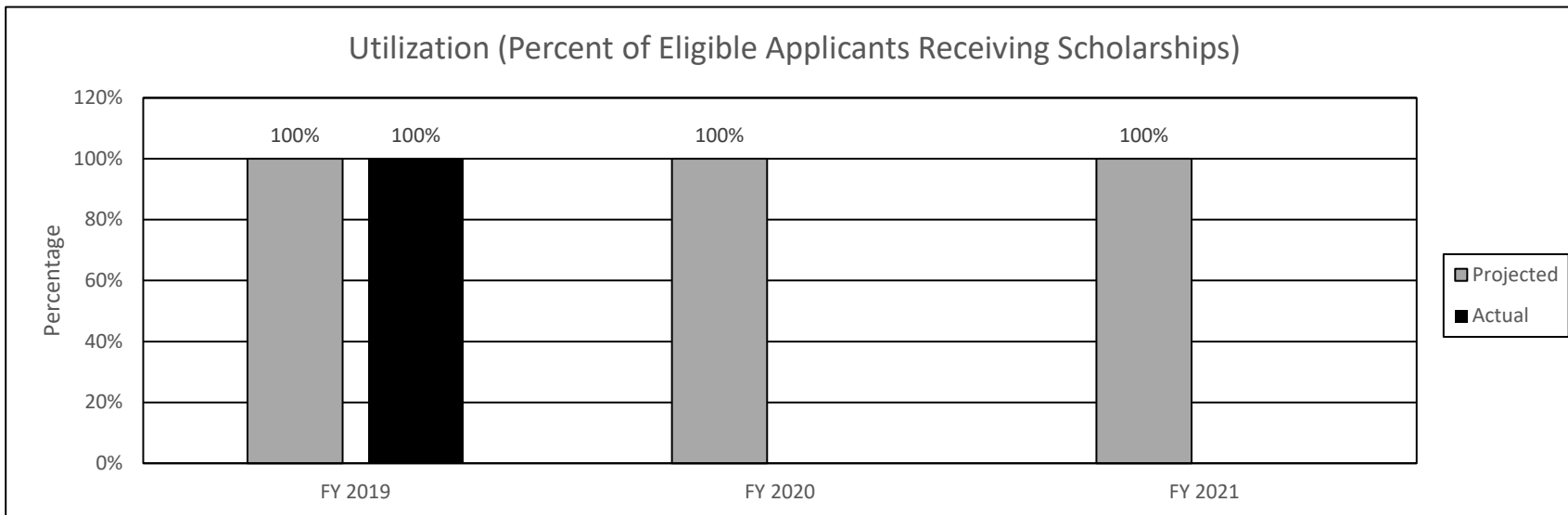
Program is found in the following core budget(s): Kids' Chance Scholarship Program

2b. Provide a measure(s) of the program's quality.



**Note:** Persistence represents recipients who received a Kids' Chance Scholarship or other state award in the prior academic year and current academic year. This measure compares the recipients who persisted to the total recipients each year. It does not account for students who may have graduated.

2c. Provide a measure(s) of the program's impact.



**PROGRAM DESCRIPTION**

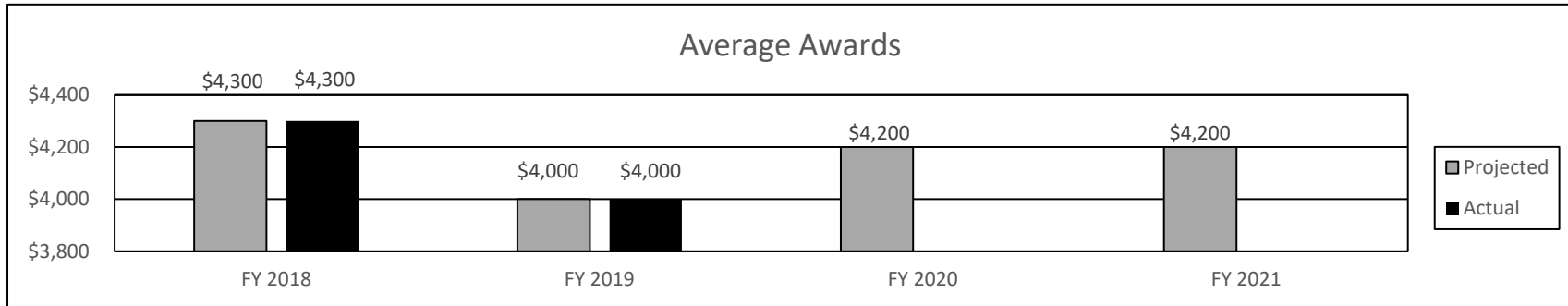
Department of Higher Education and Workforce Development

HB Section(s): 3.095

Program Name: Kids' Chance Scholarship Program

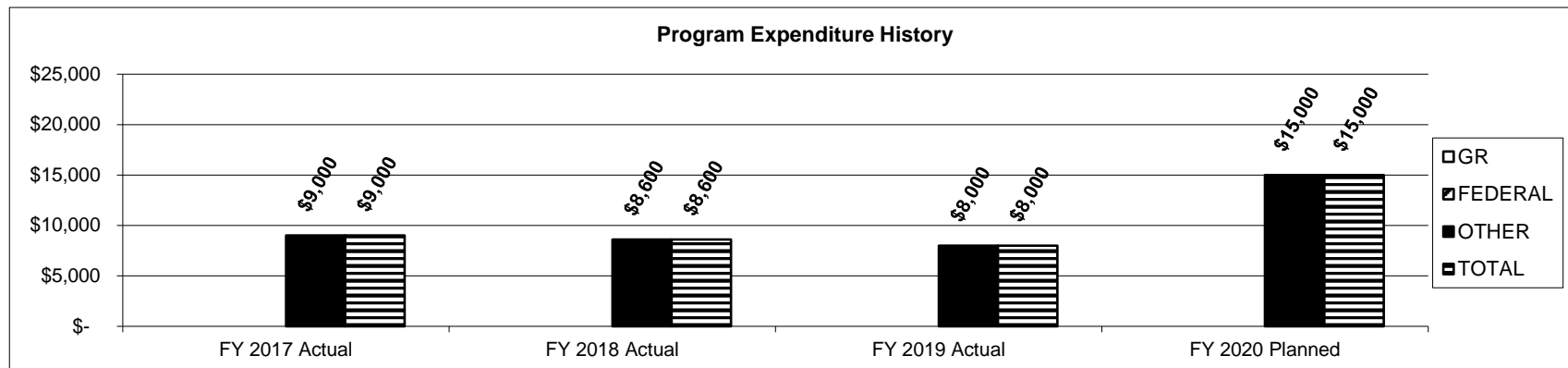
Program is found in the following core budget(s): Kids' Chance Scholarship Program

**2d. Provide a measure(s) of the program's efficiency.**



**Note:** Award is based on the lesser of the student's actual tuition, tuition based on University of Missouri - Columbia rates, or private Kids' Chance award.

**3. Provide actual expenditures for the prior three fiscal years and planned expenditures for the current fiscal year. (Note: Amounts do not include fringe benefit costs.)**



**PROGRAM DESCRIPTION**

**Department of Higher Education and Workforce Development**

**HB Section(s):** 3.095

**Program Name:** Kids' Chance Scholarship Program

**Program is found in the following core budget(s):** Kids' Chance Scholarship Program

**4. What are the sources of the "Other " funds?**

Kids' Chance Scholarship Fund (0878)

**5. What is the authorization for this program, i.e., federal or state statute, etc.? (Include the federal program number, if applicable.)**

Section 173.254, RSMo.

**6. Are there federal matching requirements? If yes, please explain.**

No

**7. Is this a federally mandated program? If yes, please explain.**

No

**NEW DECISION ITEM**  
**RANK: 6 OF 7**

<b>Department of Higher Education and Workforce Development</b>	<b>Budget Unit</b> <u>55690C</u>
<b>Division of Missouri Student Grants and Scholarships</b>	
<b>Core Transfer-Dual Credit Scholarship Fund</b> <span style="float: right;"><b>DI#1555051</b></span>	<b>HB Section</b> <u>3.100</u>

**1. AMOUNT OF REQUEST**

FY 2021 Budget Request					FY 2021 Governor's Recommendation						
	GR	Federal	Other	Total	E		GR	Federal	Other	Total	E
PS	0	0		0	0	PS	0	0		0	0
EE	0	0		0	0	EE	0	0		0	0
PSD	0	0		0	0	PSD	0	0		0	0
TRF	3,631,880	0		3,631,880		TRF	0	0		0	0
<b>Total</b>	<b>3,631,880</b>	<b>0</b>		<b>3,631,880</b>		<b>Total</b>	<b>0</b>	<b>0</b>		<b>0</b>	<b>0</b>

<b>FTE</b>	<b>0.00</b>	<b>0.00</b>	<b>0.00</b>	<b>0.00</b>			<b>0.00</b>	<b>0.00</b>	<b>0.00</b>	<b>0.00</b>
------------	-------------	-------------	-------------	-------------	--	--	-------------	-------------	-------------	-------------

<b>Est. Fringe</b>	0	0	0	0
--------------------	---	---	---	---

*Note: Fringes budgeted in House Bill 5 except for certain fringes budgeted directly to MoDOT, Highway Patrol, and Conservation.*

<b>Est. Fringe</b>	0	0	0	0
--------------------	---	---	---	---

*Note: Fringes budgeted in House Bill 5 except for certain fringes budgeted directly to MoDOT, Highway Patrol, and Conservation.*

Other Funds:

Other Funds:

**2. THIS REQUEST CAN BE CATEGORIZED AS:**

<input checked="" type="checkbox"/> New Legislation	<input checked="" type="checkbox"/> New Program	<input type="checkbox"/> Fund Switch
<input type="checkbox"/> Federal Mandate	<input type="checkbox"/> Program Expansion	<input type="checkbox"/> Cost to Continue
<input type="checkbox"/> GR Pick-Up	<input type="checkbox"/> Space Request	<input type="checkbox"/> Equipment Replacement
<input type="checkbox"/> Pay Plan	<input type="checkbox"/> Other: _____	



NEW DECISION ITEM  
 RANK: 6 OF 7

<u>Department of Higher Education and Workforce Development</u>	<u>Budget Unit</u> 55690C
<u>Division of Missouri Student Grants and Scholarships</u>	
<u>Core Transfer-Dual Credit Scholarship Fund</u> <span style="float: right;"><u>DI#1555051</u></span>	<u>HB Section</u> 3.100

**3. WHY IS THIS FUNDING NEEDED? PROVIDE AN EXPLANATION FOR ITEMS CHECKED IN #2. INCLUDE THE FEDERAL OR STATE STATUTORY OR CONSTITUTIONAL AUTHORIZATION FOR THIS PROGRAM.**

**Cost to implement SB 997 (2016):** DHEWD is requesting funding to implement this legislation. While the DHE has been able to move forward without additional funding on several components of this legislation, the dual credit components cannot be implemented without new appropriations. "Dual credit courses" are college level coursework delivered by a postsecondary education institution and taught in the high school, by instructors with appropriate academic credentials, to students who are earning high school and college credit simultaneously. State law (§ 167.223, RSMo) authorizes public high schools, in cooperation with Missouri colleges and universities, to offer postsecondary course options to high school juniors and seniors. The statute was amended in 1998 to expand dual credit eligibility to high school freshmen and sophomores.

SB 997 established a process through which the Coordinating Board for Higher Education (CBHE) shall certify an institution of higher education as an "**approved dual credit provider.**" The spending authority for collecting and funding an FTE required for the certification process is being requested as a separate new decision item for FY 2021 since this is needed regardless of whether the scholarship program is funded.

SB 997 (§ 173.2505 RSMo) established the "**Dual Credit Scholarship Act**", which shall provide funds, subject to appropriation, for eligible students enrolled in dual credit courses. The scholarship shall reimburse students for up to 50% of the tuition cost paid by the student, with a total amount not to exceed \$500 annually. To be eligible, a student shall: be a United States citizen or permanent resident, be a Missouri resident, be enrolled in a dual credit course delivered by an approved dual credit provider, have a cumulative GPA of at least 2.5 on a 4 point scale, and meet one or more requirements based on economic need. The financial need component is based on if the student is enrolled for free or reduced lunch, is in foster care, a ward of the state or homeless, or the student's family receives low-income public assistance. The act creates the "Dual Credit Scholarship Fund", which shall consist of moneys appropriated by the General Assembly and private donations made to the fund.

NEW DECISION ITEM  
RANK: 6 OF 7

<u>Department of Higher Education and Workforce Development</u>	<u>Budget Unit</u> 55690C
<u>Division of Missouri Student Grants and Scholarships</u>	
<u>Core Transfer-Dual Credit Scholarship Fund</u> DI#1555051	<u>HB Section</u> 3.100

**4. DESCRIBE THE DETAILED ASSUMPTIONS USED TO DERIVE THE SPECIFIC REQUESTED AMOUNT. (How did you determine that the requested number of FTE were appropriate? From what source or standard did you derive the requested levels of funding? Were alternatives such as outsourcing or automation considered? If based on new legislation, does request tie to TAFP fiscal note? If not, explain why. Detail which portions of the request are one-times and how those amounts were calculated.)**

As included in the fiscal note for SB 997 (2016) and based on data available to the MDHEWD, approximately 196,200 dual credit hours were earned in the most recent year for which data were available. According to data collected by DESE, 51.7 percent of students were eligible for free or reduced lunch in that year. Assuming the same percentage of students who took dual credit courses were also eligible for free and reduced lunch, 101,435 credit hours would be covered by the scholarship. It is assumed the average cost per credit hour for dual credit coursework is \$70, based on MDHEWD data. On that basis, the projection for program cost in 2016 was \$3,550,225 (101,435 X \$70 = \$7,100,450 X 50% = \$3,550,225). Adjusting for inflation of approximately 2.3 percent since the legislation passed results in a projected first year cost of \$3,631,880. The remaining \$145,800 in expense and equipment costs are related to ITSD needs for implementing the new scholarship program within the FAMOUS-DHE system. Officials at the **Office of Administration's Information Technology Services Division (ITSD)** assume that a potential recipient of this program will be expected to create a Student Portal account to fill out an application for every semester. Once completed, the student data will display in the FAMOUS High School (HS) application. Edits to the current HS menu and screens will be needed as well as creation of two new screens in order to display and maintain the student application details and eligibility criteria verification. At least seven screens, two notices and multiple reports will be updated and/or created per the fiscal note.

The GR transfer amount of \$3,777,680 is comprised of \$3,631,880 for scholarships and \$145,800 for the ITSD expenses for scholarship systems programming. **This NDI is only for the scholarships to be distributed.**

NEW DECISION ITEM  
RANK: 6 OF 7

<b>Department of Higher Education and Workforce Development</b>				<b>Budget Unit</b>		<u>55690C</u>				
<b>Division of Missouri Student Grants and Scholarships</b>				<b>HB Section</b>		<u>3.100</u>				
<b>Core Transfer-Dual Credit Scholarship Fund</b>				<b>DI#1555051</b>						
<b>5. BREAK DOWN THE REQUEST BY BUDGET OBJECT CLASS, JOB CLASS, AND FUND SOURCE. IDENTIFY ONE-TIME COSTS.</b>										
Budget Object Class/Job Class	Dept Req GR DOLLARS	Dept Req GR FTE	Dept Req FED DOLLARS	Dept Req FED FTE	Dept Req OTHER DOLLARS	Dept Req OTHER FTE	Dept Req TOTAL DOLLARS	Dept Req TOTAL FTE	Dept Req One-Time DOLLARS	E
		0.0				0.0	0	0.0		
<b>Total PS</b>	<u>0</u>	<u>0.0</u>	<u>0</u>	<u>0.0</u>	<u>0</u>	<u>0.0</u>	<u>0</u>	<u>0.0</u>	<u>0</u>	
	0						0			
<b>Total EE</b>	<u>0</u>		<u>0</u>		<u>0</u>		<u>0</u>		<u>0</u>	
Program Distributions							0			
<b>Total PSD</b>	<u>0</u>		<u>0</u>		<u>0</u>		<u>0</u>		<u>0</u>	
Transfers	3,777,680						3,777,680			
<b>Total TRF</b>	<u>3,777,680</u>		<u>0</u>		<u>0</u>		<u>3,777,680</u>		<u>0</u>	
<b>Grand Total</b>	<u><u>3,777,680</u></u>	<u>0.0</u>	<u>0</u>	<u>0.0</u>	<u>0</u>	<u>0.0</u>	<u>3,777,680</u>	<u>0.0</u>	<u>0</u>	

NEW DECISION ITEM  
RANK: 6 OF 7

<b>Department of Higher Education and Workforce Development</b>				<b>Budget Unit</b>		<u>55690C</u>				
<b>Division of Missouri Student Grants and Scholarships</b>				<b>HB Section</b>		<u>3.100</u>				
<b>Core Transfer-Dual Credit Scholarship Fund</b>				<b>DI#1555051</b>						
<b>Budget Object Class/Job Class</b>	<b>Gov Rec GR DOLLARS</b>	<b>Gov Rec GR FTE</b>	<b>Gov Rec FED DOLLARS</b>	<b>Gov Rec FED FTE</b>	<b>Gov Rec OTHER DOLLARS</b>	<b>Gov Rec OTHER FTE</b>	<b>Gov Rec TOTAL DOLLARS</b>	<b>Gov Rec TOTAL FTE</b>	<b>Gov Rec One-Time DOLLARS</b>	<b>E</b>
<b>Total PS</b>	0	0.0	0	0.0	0	0.0	0	0.0	0	
							0			
							0			
							0			
<b>Total EE</b>	0		0		0		0		0	
Program Distributions							0			
<b>Total PSD</b>	0		0		0		0		0	
Transfers										
<b>Total TRF</b>	0		0		0		0		0	
<b>Grand Total</b>	0	0.0	0	0.0	0	0.0	0	0.0	0	

NEW DECISION ITEM  
RANK: 6 OF 7

<u>Department of Higher Education and Workforce Development</u>	<u>Budget Unit</u>	<u>55690C</u>
<u>Division of Missouri Student Grants and Scholarships</u>		
<u>Core Transfer-Dual Credit Scholarship Fund</u> <u>DI#1555051</u>	<u>HB Section</u>	<u>3.100</u>

**6. PERFORMANCE MEASURES (If new decision item has an associated core, separately identify projected performance with & without additional funding.)**

**6a. Provide an activity measure(s) for the program.**

1. Certify all compliant dual credit providers.
2. Disseminate to appropriate audiences those dual credit providers the MDHEWD has certified.
3. Number of recipients of the dual credit scholarship.

**6b. Provide a measure(s) of the program's quality.**

1. Timely completion of certifications provide students and school districts with needed information to make informed decisions about dual credit providers.
2. Percent of recipients that enroll in postsecondary education after graduation.

**6c. Provide a measure(s) of the program's impact.**

1. Increased assurance in the quality and transferability of dual credit courses among students, parents, districts, DESE, and other institutions of higher education.
2. Decreased time and money for students to complete postsecondary degrees.
3. Increase in the number of students with financial need taking and

**6d. Provide a measure(s) of the program's efficiency.**

1. Annual certification of all dual credit providers completed according to published timeline.
2. Percent of tuition costs covered by scholarship awards.

**NEW DECISION ITEM**  
**RANK: 6 OF 7**

<b>Department of Higher Education and Workforce Development</b>	<b>Budget Unit</b> <u>55690C</u>
<b>Division of Missouri Student Grants and Scholarships</b>	
<b>Core Transfer-Dual Credit Scholarship Fund</b> <u>DI#1555051</u>	<b>HB Section</b> <u>3.100</u>

**7. STRATEGIES TO ACHIEVE THE PERFORMANCE MEASUREMENT TARGETS:**

DHEWD will implement the dual credit approval process with fees from dual credit providers. The list of dual credit providers is below:

- |   |   |
|---|---|
| <ul style="list-style-type: none"> <li>Central Methodist University</li> <li>Columbia College</li> <li>Culver-Stockton College</li> <li>East Central College</li> <li>Jefferson College</li> <li>Lincoln University</li> <li>Metropolitan Community College</li> <li>Missouri Baptist University</li> <li>Missouri State University</li> <li>Missouri Valley College</li> <li>Moberly Area Community College</li> <li>Northwest Missouri State University</li> <li>Park University</li> <li>Saint Louis University</li> <li>Southwest Baptist University</li> <li>State Technical College of Missouri</li> <li>St. Louis Community College</li> <li>Three Rivers College</li> <li>University of Central Missouri</li> <li>University of Missouri-St. Louis</li> </ul> | <ul style="list-style-type: none"> <li>Cleveland University – Kansas City</li> <li>Crowder College</li> <li>Drury University</li> <li>Hannibal-LaGrange University</li> <li>Lindenwold University</li> <li>Maryville University</li> <li>Mineral Area College</li> <li>Missouri Southern State University</li> <li>Missouri State University-West Plains</li> <li>Missouri Western State University</li> <li>North Central Missouri College</li> <li>Ozarks Technical Community College</li> <li>Rockhurst University</li> <li>Southeast Missouri State University</li> <li>State Fair Community College</li> <li>St. Charles Community College</li> <li>Stephens College</li> <li>Truman State University</li> <li>University of Missouri-Kansas City</li> </ul> |
|---|---|

**DECISION ITEM SUMMARY**

Budget Unit									
Decision Item	FY 2019	FY 2019	FY 2020	FY 2020	FY 2021	FY 2021	*****	*****	
Budget Object Summary	ACTUAL	ACTUAL	BUDGET	BUDGET	DEPT REQ	DEPT REQ	SECURED	SECURED	
Fund	DOLLAR	FTE	DOLLAR	FTE	DOLLAR	FTE	COLUMN	COLUMN	
<b>DUAL CREDIT SCHOLRSH</b>									
<b>Trans-Dual Credit Scholarship - 1555051</b>									
FUND TRANSFERS									
GENERAL REVENUE	0	0.00	0	0.00	3,631,880	0.00	0	0.00	
TOTAL - TRF	0	0.00	0	0.00	3,631,880	0.00	0	0.00	
<b>TOTAL</b>	<b>0</b>	<b>0.00</b>	<b>0</b>	<b>0.00</b>	<b>3,631,880</b>	<b>0.00</b>	<b>0</b>	<b>0.00</b>	
<b>Core-Dual Credit Scholarship - 1555052</b>									
PROGRAM-SPECIFIC									
DUAL CREDIT CERTIFICATION	0	0.00	0	0.00	4,631,880	0.00	0	0.00	
TOTAL - PD	0	0.00	0	0.00	4,631,880	0.00	0	0.00	
<b>TOTAL</b>	<b>0</b>	<b>0.00</b>	<b>0</b>	<b>0.00</b>	<b>4,631,880</b>	<b>0.00</b>	<b>0</b>	<b>0.00</b>	
<b>GRAND TOTAL</b>	<b>\$0</b>	<b>0.00</b>	<b>\$0</b>	<b>0.00</b>	<b>\$8,263,760</b>	<b>0.00</b>	<b>\$0</b>	<b>0.00</b>	

**DECISION ITEM DETAIL**

Budget Unit	FY 2019	FY 2019	FY 2020	FY 2020	FY 2021	FY 2021	*****	*****
Decision Item	ACTUAL	ACTUAL	BUDGET	BUDGET	DEPT REQ	DEPT REQ	SECURED	SECURED
Budget Object Class	DOLLAR	FTE	DOLLAR	FTE	DOLLAR	FTE	COLUMN	COLUMN
<b>DUAL CREDIT SCHOLRSH</b>								
<b>Trans-Dual Credit Scholarship - 1555051</b>								
TRANSFERS OUT	0	0.00	0	0.00	3,631,880	0.00	0	0.00
<b>TOTAL - TRF</b>	<b>0</b>	<b>0.00</b>	<b>0</b>	<b>0.00</b>	<b>3,631,880</b>	<b>0.00</b>	<b>0</b>	<b>0.00</b>
<b>GRAND TOTAL</b>	<b>\$0</b>	<b>0.00</b>	<b>\$0</b>	<b>0.00</b>	<b>\$3,631,880</b>	<b>0.00</b>	<b>\$0</b>	<b>0.00</b>
GENERAL REVENUE	\$0	0.00	\$0	0.00	\$3,631,880	0.00		0.00
FEDERAL FUNDS	\$0	0.00	\$0	0.00	\$0	0.00		0.00
OTHER FUNDS	\$0	0.00	\$0	0.00	\$0	0.00		0.00



**NEW DECISION ITEM**  
**RANK: 6 OF 7**

<b>Department of Higher Education and Workforce Development</b>	<b>Budget Unit</b> <u>55690C</u>
<b>Division of Missouri Student Grants and Scholarships</b>	
<b>Dual Credit Certification &amp; Scholarship Programs</b> <span style="float: right;"><b>DI#1555052</b></span>	<b>HB Section</b> <u>3.100</u>

**1. AMOUNT OF REQUEST**

	FY 2021 Budget Request				E		FY 2021 Governor's Recommendation				E
	GR	Federal	Other	Total			GR	Federal	Other	Total	
PS	0	0	0	0		PS	0	0	0	0	
EE	0	0	0	0		EE	0	0	0	0	
PSD	0	0	4,631,880	4,631,880		PSD	0	0	0	0	
TRF	0	0	0	0		TRF	0	0	0	0	
<b>Total</b>	<b>0</b>	<b>0</b>	<b>4,631,880</b>	<b>4,631,880</b>		<b>Total</b>	<b>0</b>	<b>0</b>	<b>0</b>	<b>0</b>	

FTE	0.00	0.00	0.00	0.00	FTE	0.00	0.00	0.00	0.00
-----	------	------	------	------	-----	------	------	------	------

<b>Est. Fringe</b>	0	0	0	0
--------------------	---	---	---	---

*Note: Fringes budgeted in House Bill 5 except for certain fringes budgeted directly to MoDOT, Highway Patrol, and Conservation.*

<b>Est. Fringe</b>	0	0	0	0
--------------------	---	---	---	---

*Note: Fringes budgeted in House Bill 5 except for certain fringes budgeted directly to MoDOT, Highway Patrol, and Conservation.*

Other Funds: Dual Credit Scholarship Fund (0542)

Other Funds:

**2. THIS REQUEST CAN BE CATEGORIZED AS:**

<input checked="" type="checkbox"/> New Legislation	<input checked="" type="checkbox"/> New Program	<input type="checkbox"/> Fund Switch
<input type="checkbox"/> Federal Mandate	<input type="checkbox"/> Program Expansion	<input type="checkbox"/> Cost to Continue
<input type="checkbox"/> GR Pick-Up	<input type="checkbox"/> Space Request	<input type="checkbox"/> Equipment Replacement
<input type="checkbox"/> Pay Plan	<input type="checkbox"/> Other: _____	

**NEW DECISION ITEM**  
**RANK: 6 OF 7**

<b>Department of Higher Education and Workforce Development</b>	<b>Budget Unit</b> <u>55690C</u>
<b>Division of Missouri Student Grants and Scholarships</b>	
<b>Dual Credit Certification &amp; Scholarship Programs</b> <span style="float: right;"><b>DI#1555052</b></span>	<b>HB Section</b> <u>3.100</u>

**3. WHY IS THIS FUNDING NEEDED? PROVIDE AN EXPLANATION FOR ITEMS CHECKED IN #2. INCLUDE THE FEDERAL OR STATE STATUTORY OR CONSTITUTIONAL AUTHORIZATION FOR THIS PROGRAM.**

**Cost to implement SB 997 (2016):** DHEWD is requesting funding to implement this legislation. While the DHEWD has been able to move forward without additional funding on several components of this legislation, the dual credit components cannot be implemented without new appropriations. "Dual credit courses" are college level coursework delivered by a postsecondary education institution and taught in the high school, by instructors with appropriate academic credentials, to students who are earning high school and college credit simultaneously. State law (§ 167.223, RSMo) authorizes public high schools, in cooperation with Missouri colleges and universities, to offer postsecondary course options to high school juniors and seniors. The statute was amended in 1998 to expand dual credit eligibility to high school freshmen and sophomores.

SB 997 established a process through which the Coordinating Board for Higher Education (CBHE) shall certify an institution of higher education as an "**approved dual credit provider.**" The spending authority for collecting and funding an FTE required for the certification process is being requested as a separate new decision item for FY 2021 since this is needed regardless of whether the scholarship program is funded.

SB 997 (§ 173.2505 RSMo) established the "**Dual Credit Scholarship Act**", which shall provide funds, subject to appropriation, for eligible students enrolled in dual credit courses. The scholarship shall reimburse students for up to 50% of the tuition cost paid by the student, with a total amount not to exceed \$500 annually. To be eligible, a student shall: be a United States citizen or permanent resident, be a Missouri resident, be enrolled in a dual credit course delivered by an approved dual credit provider, have a cumulative GPA of at least 2.5 on a 4 point scale, and meet one or more requirements based on economic need. The financial need component is based on if the student is enrolled for free or reduced lunch, is in foster care, a ward of the state or homeless, or the student's family receives low-income public assistance. The act creates the "Dual Credit Scholarship Fund", which shall consist of moneys appropriated by the General Assembly and private donations made to the fund. **This NDI is only for the direct scholarships' cost with an additional \$1 million in spending authority to address returned or re-allocated awards.**

**NEW DECISION ITEM**  
**RANK: 6 OF 7**

<b>Department of Higher Education and Workforce Development</b>	<b>Budget Unit</b> <u>55690C</u>
<b>Division of Missouri Student Grants and Scholarships</b>	
<b>Dual Credit Certification &amp; Scholarship Programs</b> <span style="float: right;"><b>DI#1555052</b></span>	<b>HB Section</b> <u>3.100</u>

**4. DESCRIBE THE DETAILED ASSUMPTIONS USED TO DERIVE THE SPECIFIC REQUESTED AMOUNT. (How did you determine that the requested number of FTE were appropriate? From what source or standard did you derive the requested levels of funding? Were alternatives such as outsourcing or automation considered? If based on new legislation, does request tie to TAFP fiscal note? If not, explain why. Detail which portions of the request are one-times and how those amounts were calculated.)**

As included in the fiscal note for SB 997 (2016) and based on data available to the MDHEWD, approximately 196,200 dual credit hours were earned in the most recent year for which data were available. According to data collected by DESE, 51.7 percent of students were eligible for free or reduced lunch in that year. Assuming the same percentage of students who took dual credit courses were also eligible for free and reduced lunch, 101,435 credit hours would be covered by the scholarship. It is assumed the average cost per credit hour for dual credit coursework is \$70, based on MDHEWD data. On that basis, the projection for program cost in 2016 was \$3,550,225 (101,435 X \$70 = \$7,100,450 X 50% = \$3,550,225). Adjusting for inflation of approximately 2.3 percent since the legislation passed results in a projected first year cost of \$3,631,880. The remaining \$145,800 in expense and equipment costs are related to ITSD needs for implementing the new scholarship program within the FAMOUS-DHE system. Officials at the **Office of Administration's Information Technology Services Division (ITSD)** assume that a potential recipient of this program will be expected to create a Student Portal account to fill out an application for every semester. Once completed, the student data will display in the FAMOUS High School (HS) application. Edits to the current HS menu and screens will be needed as well as creation of two new screens in order to display and maintain the student application details and eligibility criteria verification. At least seven screens, two notices and multiple reports will be updated and/or created per the fiscal note.

The GR transfer amount of \$3,777,680 is comprised of \$3,631,880 for scholarships and \$145,800 for the ITSD expenses for scholarship systems programing.

**NEW DECISION ITEM**  
**RANK: 6 OF 7**

<b>Department of Higher Education and Workforce Development</b>	<b>Budget Unit</b> <u>55690C</u>
<b>Division of Missouri Student Grants and Scholarships</b>	
<b>Dual Credit Certification &amp; Scholarship Programs</b> <span style="float: right;"><b>DI#1555052</b></span>	<b>HB Section</b> <u>3.100</u>

**5. BREAK DOWN THE REQUEST BY BUDGET OBJECT CLASS, JOB CLASS, AND FUND SOURCE. IDENTIFY ONE-TIME COSTS.**

Budget Object Class/Job Class	Dept Req GR DOLLARS	Dept Req GR FTE	Dept Req FED DOLLARS	Dept Req FED FTE	Dept Req OTHER DOLLARS	Dept Req OTHER FTE	Dept Req TOTAL DOLLARS	Dept Req TOTAL FTE	Dept Req One-Time DOLLARS	E
		0.0			0		0			
<b>Total PS</b>	<u>0</u>	<u>0.0</u>	<u>0</u>	<u>0.0</u>	<u>0</u>		<u>0</u>	<u>0.0</u>	<u>0</u>	
	0				0		0		0	
<b>Total EE</b>	<u>0</u>		<u>0</u>		<u>0</u>		<u>0</u>		<u>0</u>	
Program Distributions					4,631,880		4,631,880			
<b>Total PSD</b>	<u>0</u>		<u>0</u>		<u>4,631,880</u>		<u>4,631,880</u>		<u>0</u>	
Transfers										
<b>Total TRF</b>	<u>0</u>		<u>0</u>		<u>0</u>		<u>0</u>		<u>0</u>	
<b>Grand Total</b>	<u>0</u>	<u>0.0</u>	<u>0</u>	<u>0.0</u>	<u>4,631,880</u>	<u>0.0</u>	<u>4,631,880</u>	<u>0.0</u>	<u>0</u>	

**NEW DECISION ITEM**  
**RANK: 6 OF 7**

<b>Department of Higher Education and Workforce Development</b>			<b>Budget Unit</b> <u>55690C</u>							
<b>Division of Missouri Student Grants and Scholarships</b>			<b>HB Section</b> <u>3.100</u>							
<b>Dual Credit Certification &amp; Scholarship Programs</b> <u>DI#1555052</u>										
Budget Object Class/Job Class	Gov Rec GR DOLLARS	Gov Rec GR FTE	Gov Rec FED DOLLARS	Gov Rec FED FTE	Gov Rec OTHER DOLLARS	Gov Rec OTHER FTE	Gov Rec TOTAL DOLLARS	Gov Rec TOTAL FTE	Gov Rec One-Time DOLLARS	E
							0			
							0	0.0		
<b>Total PS</b>	<u>0</u>	<u>0.0</u>	<u>0</u>	<u>0.0</u>	<u>0</u>	<u>0.0</u>	<u>0</u>	<u>0.0</u>	<u>0</u>	
							0			
							0			
							0			
<b>Total EE</b>	<u>0</u>		<u>0</u>		<u>0</u>		<u>0</u>		<u>0</u>	
Program Distributions							0			
<b>Total PSD</b>	<u>0</u>		<u>0</u>		<u>0</u>		<u>0</u>		<u>0</u>	
Transfers							0			
<b>Total TRF</b>	<u>0</u>		<u>0</u>		<u>0</u>		<u>0</u>		<u>0</u>	
<b>Grand Total</b>	<u>0</u>	<u>0.0</u>	<u>0</u>	<u>0.0</u>	<u>0</u>	<u>0.0</u>	<u>0</u>	<u>0.0</u>	<u>0</u>	

<u>Department of Higher Education and Workforce Development</u>	<b>Budget Unit</b> <u>55690C</u>
<u>Division of Missouri Student Grants and Scholarships</u>	
<u>Dual Credit Certification &amp; Scholarship Programs</u> <u>DI#1555052</u>	<b>HB Section</b> <u>3.100</u>

**6. PERFORMANCE MEASURES (If new decision item has an associated core, separately identify projected performance with & without additional funding.)**

**6a. Provide an activity measure(s) for the program.**

1. Certify all compliant dual credit providers.
2. Disseminate to appropriate audiences those dual credit providers the MDHEWD has certified.
3. Number of recipients of the dual credit scholarship.

**6b. Provide a measure(s) of the program's quality.**

1. Timely completion of certifications provide students and school districts with needed information to make informed decisions about dual credit providers.
2. Percent of recipients that enroll in postsecondary education after graduation.

**6c. Provide a measure(s) of the program's impact.**

1. Increased assurance in the quality and transferability of dual credit courses among students, parents, districts, DESE, and other institutions of higher education.
2. Decreased time and money for students to complete postsecondary degrees.
3. Increase in the number of students with financial need taking and

**6d. Provide a measure(s) of the program's efficiency.**

1. Annual certification of all dual credit providers completed according to published timeline.
2. Percent of tuition costs covered by scholarship awards.

**NEW DECISION ITEM**  
**RANK: 6 OF 7**

<b>Department of Higher Education and Workforce Development</b>	<b>Budget Unit</b> <u>55690C</u>
<b>Division of Missouri Student Grants and Scholarships</b>	
<b>Dual Credit Certification &amp; Scholarship Programs</b> <span style="float: right;"><b>DI#1555052</b></span>	<b>HB Section</b> <u>3.100</u>

**7. STRATEGIES TO ACHIEVE THE PERFORMANCE MEASUREMENT TARGETS:**

DHEWD will implement the dual credit approval process with fees from dual credit providers. The list of dual credit providers is below:

- |   |   |
|---|---|
| <ul style="list-style-type: none"> <li>Central Methodist University</li> <li>Columbia College</li> <li>Culver-Stockton College</li> <li>East Central College</li> <li>Jefferson College</li> <li>Lincoln University</li> <li>Metropolitan Community College</li> <li>Missouri Baptist University</li> <li>Missouri State University</li> <li>Missouri Valley College</li> <li>Moberly Area Community College</li> <li>Northwest Missouri State University</li> <li>Park University</li> <li>Saint Louis University</li> <li>Southwest Baptist University</li> <li>State Technical College of Missouri</li> <li>St. Louis Community College</li> <li>Three Rivers College</li> <li>University of Central Missouri</li> <li>University of Missouri-St. Louis</li> </ul> | <ul style="list-style-type: none"> <li>Cleveland University – Kansas City</li> <li>Crowder College</li> <li>Drury University</li> <li>Hannibal-LaGrange University</li> <li>Lindenwood University</li> <li>Maryville University</li> <li>Mineral Area College</li> <li>Missouri Southern State University</li> <li>Missouri State University-West Plains</li> <li>Missouri Western State University</li> <li>North Central Missouri College</li> <li>Ozarks Technical Community College</li> <li>Rockhurst University</li> <li>Southeast Missouri State University</li> <li>State Fair Community College</li> <li>St. Charles Community College</li> <li>Stephens College</li> <li>Truman State University</li> <li>University of Missouri-Kansas City</li> </ul> |
|---|---|

**DECISION ITEM DETAIL**

Budget Unit	FY 2019	FY 2019	FY 2020	FY 2020	FY 2021	FY 2021	*****	*****
Decision Item	ACTUAL	ACTUAL	BUDGET	BUDGET	DEPT REQ	DEPT REQ	SECURED	SECURED
Budget Object Class	DOLLAR	FTE	DOLLAR	FTE	DOLLAR	FTE	COLUMN	COLUMN
<b>DUAL CREDIT SCHOLRSH</b>								
Dual Credit Scholarship - 1555052								
PROGRAM DISTRIBUTIONS	0	0.00	0	0.00	4,631,880	0.00	0	0.00
<b>TOTAL - PD</b>	<b>0</b>	<b>0.00</b>	<b>0</b>	<b>0.00</b>	<b>4,631,880</b>	<b>0.00</b>	<b>0</b>	<b>0.00</b>
<b>GRAND TOTAL</b>	<b>\$0</b>	<b>0.00</b>	<b>\$0</b>	<b>0.00</b>	<b>\$4,631,880</b>	<b>0.00</b>	<b>\$0</b>	<b>0.00</b>
GENERAL REVENUE	\$0	0.00	\$0	0.00	\$0	0.00		0.00
FEDERAL FUNDS	\$0	0.00	\$0	0.00	\$0	0.00		0.00
OTHER FUNDS	\$0	0.00	\$0	0.00	\$4,631,880	0.00		0.00



**CORE DECISION ITEM**

<b>Department of Higher Education and Workforce Development</b>	<b>Budget Unit</b> <u>55696C</u>
<b>Division of Missouri Student Grants and Scholarships</b>	
<b>Core - Minority &amp; Underrepresented Environmental Literacy Program</b>	<b>HB Section</b> <u>3.100</u>

**1. CORE FINANCIAL SUMMARY**

	FY 2021 Budget Request						FY 2021 Governor's Recommendation				
	GR	Federal	Other	Total	E		GR	Federal	Other	Total	E
PS	0	0	0	0	0	PS	0	0	0	0	0
EE	0	0	0	0	0	EE	0	0	0	0	0
PSD	32,964	0	0	32,964		PSD	0	0	0	0	
TRF	0	0	0	0		TRF	0	0	0	0	
<b>Total</b>	<b>32,964</b>	<b>0</b>	<b>0</b>	<b>32,964</b>		<b>Total</b>	<b>0</b>	<b>0</b>	<b>0</b>	<b>0</b>	
FTE	0.00	0.00	0.00	0.00		FTE	0.00	0.00	0.00	0.00	

<i>Est. Fringe</i>	0	0	0	0
--------------------	---	---	---	---

*Note: Fringes budgeted in House Bill 5 except for certain fringes budgeted directly to MoDOT, Highway Patrol, and Conservation.*

<i>Est. Fringe</i>	0	0	0	0
--------------------	---	---	---	---

*Note: Fringes budgeted in House Bill 5 except for certain fringes budgeted directly to MoDOT, Highway Patrol, and Conservation.*

Other Funds:

Other Funds:

**2. CORE DESCRIPTION**

The Minority and Underrepresented Environmental Literacy Program provides scholarships to full-time students who pursue a bachelor's or master's degree in an environmental-related field of study at a Missouri college or university and who meet specified academic standards. Priority is given to minority and underrepresented students. The core request for \$32,964 will allow the MDHEWD to offer scholarships to approximately 11 students in FY 2021. The Minority Environmental Literacy Advisory Committee selects recipients and therefore determines the number of students served each year. The appropriation is divided among the selected recipients, with some recipients receiving a full award and some receiving one half of the full award, as determined by the committee. For FY 2020 the full award is \$3,875.50 and the half award is \$1,937.75.

The Minority Environmental Literacy Advisory Committee is comprised of the commissioner of Higher Education and Workforce Development or commissioner's designee, three representative of universities and colleges, the director of the Department of Natural Resources, 5 at-large members appointed by the Governor, and the state affirmative action officer.

**CORE DECISION ITEM**

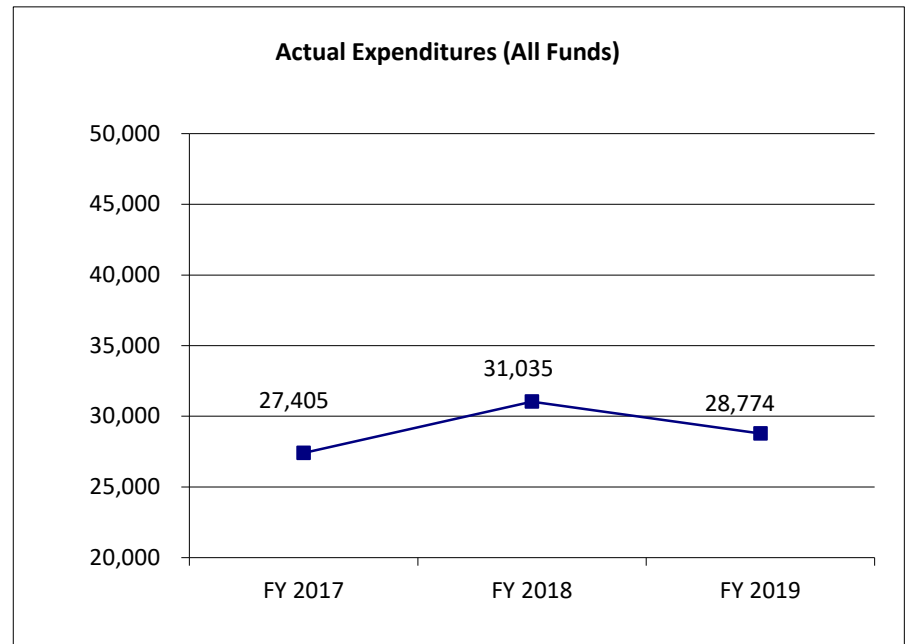
<b>Department of Higher Education and Workforce Development</b>	<b>Budget Unit</b>	<u>55696C</u>
<b>Division of Missouri Student Grants and Scholarships</b>		
<b>Core - Minority &amp; Underrepresented Environmental Literacy Program</b>	<b>HB Section</b>	<u>3.100</u>

**3. PROGRAM LISTING (list programs included in this core funding)**

Minority and Underrepresented Environmental Literacy Program

**4. FINANCIAL HISTORY**

	<b>FY 2017</b>	<b>FY 2018</b>	<b>FY 2019</b>	<b>FY 2020</b>
	<b>Actual</b>	<b>Actual</b>	<b>Actual</b>	<b>Current Yr.</b>
Appropriation (All Funds)	32,964	32,964	32,964	32,964
Less Reverted (All Funds)	(989)	(989)	(989)	(989)
Less Restricted (All Funds)	0	0	0	0
Budget Authority (All Funds)	31,975	31,975	31,975	N/A
Actual Expenditures (All Funds)	27,405	31,035	28,774	N/A
Unexpended (All Funds)	4,570	940	3,201	N/A
Unexpended, by Fund:				
General Revenue	4,570	940	3,201	N/A
Federal	0	0	0	N/A
Other	0	0	0	N/A



Reverted includes the statutory three-percent reserve amount (when applicable).

Restricted includes any Governor's Expenditure Restrictions which remained at the end of the fiscal year (when applicable).

**NOTES:**

**CORE RECONCILIATION DETAIL**

---

**DEPARTMENT OF HIGHER EDUCATION  
MINORITY ENVIRN LITERACY PRG**

**5. CORE RECONCILIATION DETAIL**

---

	<b>Budget Class</b>	<b>FTE</b>	<b>GR</b>	<b>Federal</b>	<b>Other</b>	<b>Total</b>	<b>Explanation</b>
<b>TAFP AFTER VETOES</b>							
	PD	0.00	32,964	0	0	32,964	
	<b>Total</b>	<b>0.00</b>	<b>32,964</b>	<b>0</b>	<b>0</b>	<b>32,964</b>	
<b>DEPARTMENT CORE REQUEST</b>							
	PD	0.00	32,964	0	0	32,964	
	<b>Total</b>	<b>0.00</b>	<b>32,964</b>	<b>0</b>	<b>0</b>	<b>32,964</b>	
<b>GOVERNOR'S RECOMMENDED CORE</b>							
	PD	0.00	32,964	0	0	32,964	
	<b>Total</b>	<b>0.00</b>	<b>32,964</b>	<b>0</b>	<b>0</b>	<b>32,964</b>	

**DECISION ITEM SUMMARY**

Budget Unit									
Decision Item	FY 2019	FY 2019	FY 2020	FY 2020	FY 2021	FY 2021	*****	*****	
Budget Object Summary	ACTUAL	ACTUAL	BUDGET	BUDGET	DEPT REQ	DEPT REQ	SECURED	SECURED	
Fund	DOLLAR	FTE	DOLLAR	FTE	DOLLAR	FTE	COLUMN	COLUMN	
<b>MINORITY ENIVRM LITERACY PRG</b>									
<b>CORE</b>									
PROGRAM-SPECIFIC									
GENERAL REVENUE	28,774	0.00	32,964	0.00	32,964	0.00	0	0.00	
TOTAL - PD	28,774	0.00	32,964	0.00	32,964	0.00	0	0.00	
<b>TOTAL</b>	<b>28,774</b>	<b>0.00</b>	<b>32,964</b>	<b>0.00</b>	<b>32,964</b>	<b>0.00</b>	<b>0</b>	<b>0.00</b>	
<b>GRAND TOTAL</b>	<b>\$28,774</b>	<b>0.00</b>	<b>\$32,964</b>	<b>0.00</b>	<b>\$32,964</b>	<b>0.00</b>	<b>\$0</b>	<b>0.00</b>	

**DECISION ITEM DETAIL**

Budget Unit	FY 2019	FY 2019	FY 2020	FY 2020	FY 2021	FY 2021	*****	*****
Decision Item	ACTUAL	ACTUAL	BUDGET	BUDGET	DEPT REQ	DEPT REQ	SECURED	SECURED
Budget Object Class	DOLLAR	FTE	DOLLAR	FTE	DOLLAR	FTE	COLUMN	COLUMN
<b>MINORITY ENIVRM LITERACY PRG</b>								
<b>CORE</b>								
PROGRAM DISTRIBUTIONS	28,774	0.00	32,964	0.00	32,964	0.00	0	0.00
<b>TOTAL - PD</b>	<b>28,774</b>	<b>0.00</b>	<b>32,964</b>	<b>0.00</b>	<b>32,964</b>	<b>0.00</b>	<b>0</b>	<b>0.00</b>
<b>GRAND TOTAL</b>	<b>\$28,774</b>	<b>0.00</b>	<b>\$32,964</b>	<b>0.00</b>	<b>\$32,964</b>	<b>0.00</b>	<b>\$0</b>	<b>0.00</b>
GENERAL REVENUE	\$28,774	0.00	\$32,964	0.00	\$32,964	0.00		0.00
FEDERAL FUNDS	\$0	0.00	\$0	0.00	\$0	0.00		0.00
OTHER FUNDS	\$0	0.00	\$0	0.00	\$0	0.00		0.00

**PROGRAM DESCRIPTION**

**Department of Higher Education and Workforce Development**

**HB Section(s): 3.100**

**Program Name: Minority & Underrepresented Environmental Literacy Program**

**Program is found in the following core budget(s): Minority & Underrepresented Environmental Literacy Program**

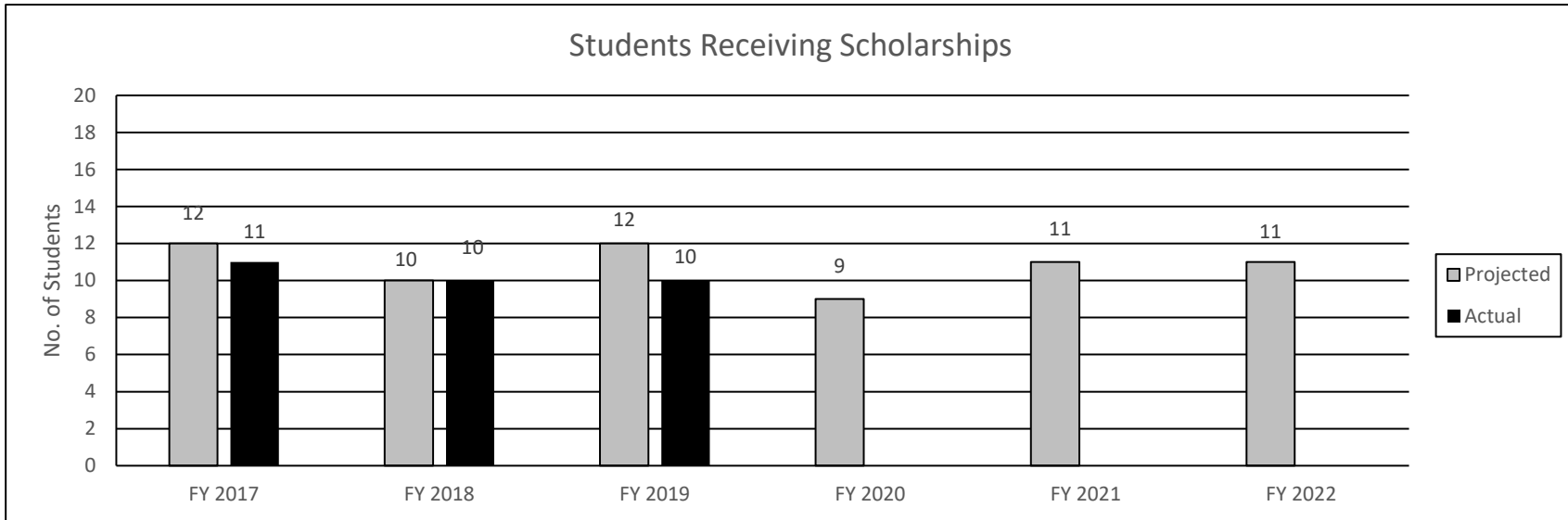
**1a. What strategic priority does this program address?**

Affordability

**1b. What does this program do?**

The Minority and Underrepresented Environmental Literacy Program was established in 1996 by the Missouri Legislature to create opportunities for students to explore areas of environmental science, provide funds for students contingent upon academic status and performance, and create a pool of applicants that reflects the cultural diversity of Missouri. The program provides scholarships to full-time students who pursue a bachelor's or master's degree in an environmental-related field of study at a Missouri college or university and who meet specified academic standards. Priority is given to minority and underrepresented students. This program should encourage applicants to work toward and complete an environmentally-related degree by providing financial assistance to reduce the cost of education.

**2a. Provide an activity measure(s) for the program.**



**PROGRAM DESCRIPTION**

Department of Higher Education and Workforce Development

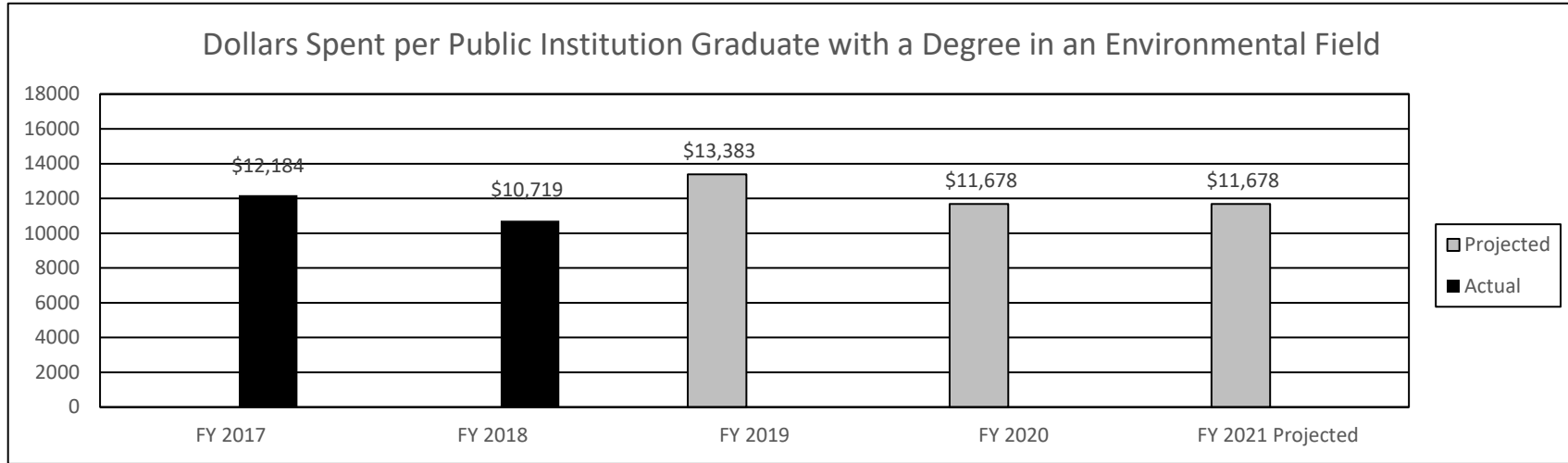
HB Section(s): 3.100

Program Name: Minority & Underrepresented Environmental Literacy Program

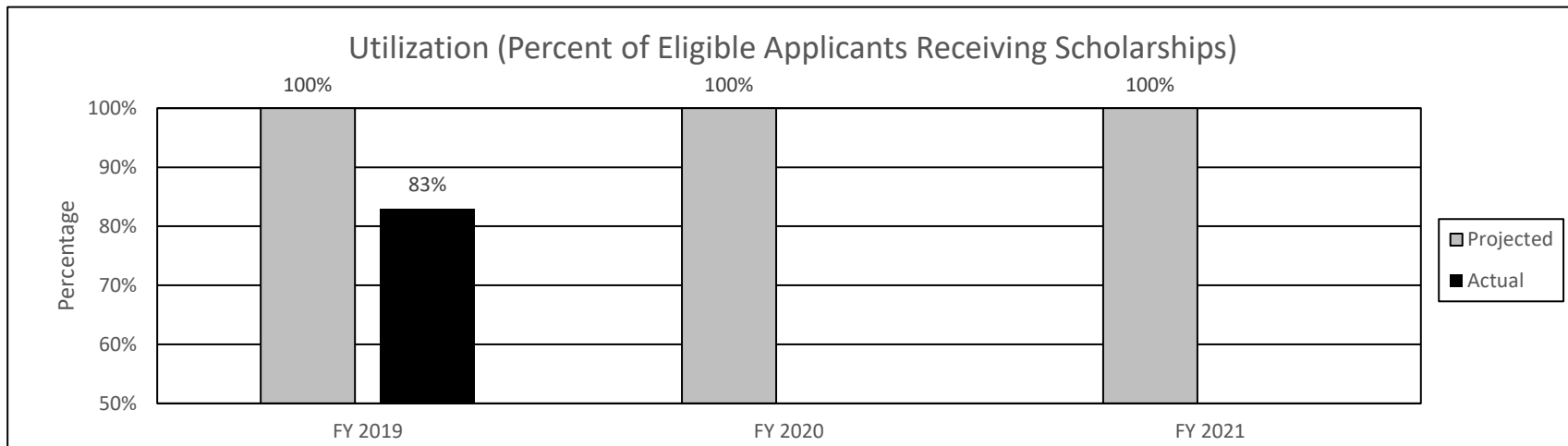
Program is found in the following core budget(s): Minority & Underrepresented Environmental Literacy Program

**2b. Provide a measure(s) of the program's quality.**

This measure will be updated when the Governor's Recommendation is added as FY 2019 completion data is not yet available.



**2c. Provide a measure(s) of the program's impact.**



**PROGRAM DESCRIPTION**

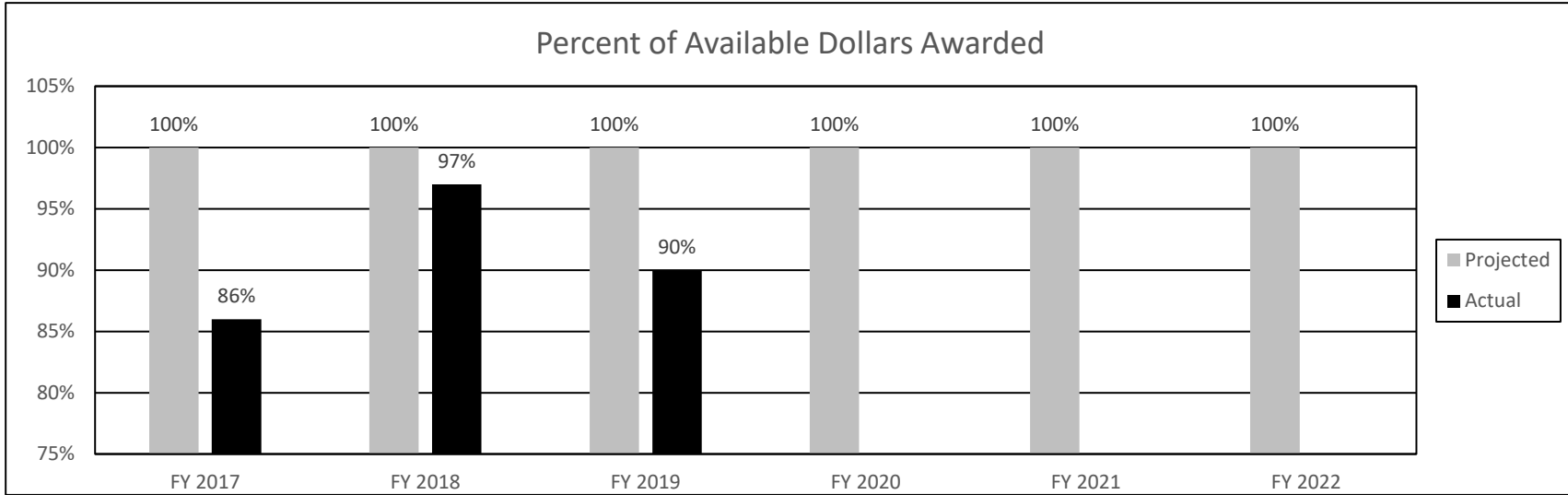
Department of Higher Education and Workforce Development

HB Section(s): 3.100

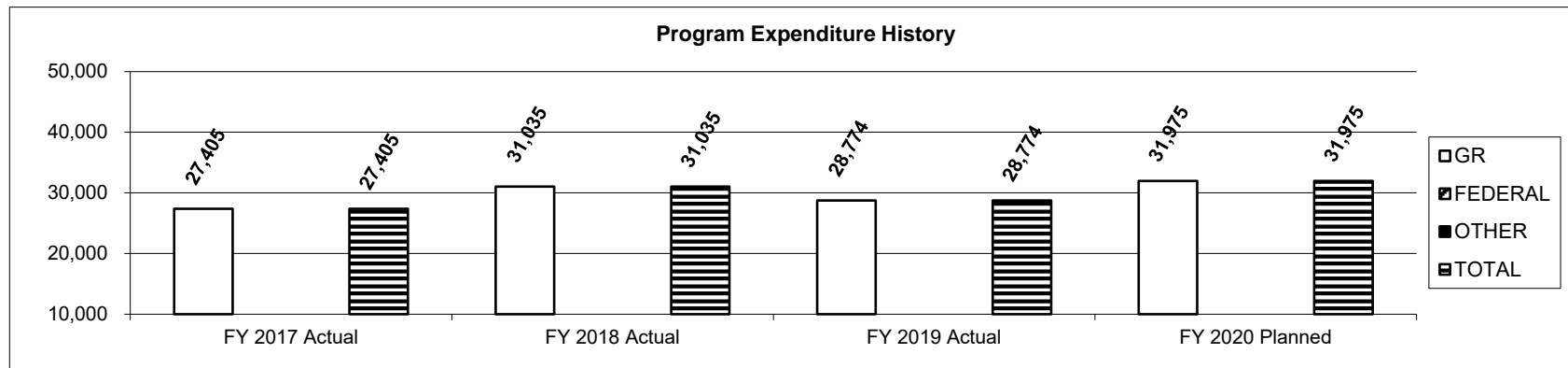
Program Name: Minority & Underrepresented Environmental Literacy Program

Program is found in the following core budget(s): Minority & Underrepresented Environmental Literacy Program

2d. Provide a measure(s) of the program's efficiency.



3. Provide actual expenditures for the prior three fiscal years and planned expenditures for the current fiscal year. (Note: Amounts do not include fringe benefit costs.)





**PROGRAM DESCRIPTION**

**Department of Higher Education and Workforce Development**

**HB Section(s): 3.100**

**Program Name: Minority & Underrepresented Environmental Literacy Program**

**Program is found in the following core budget(s): Minority & Underrepresented Environmental Literacy Program**

**4. What are the sources of the "Other " funds?**

N/A

**5. What is the authorization for this program, i.e., federal or state statute, etc.? (Include the federal program number, if applicable.)**

Section 173.240, RSMo

**6. Are there federal matching requirements? If yes, please explain.**

No

**7. Is this a federally mandated program? If yes, please explain.**

No

**CORE DECISION ITEM**

**Department of Higher Education and Workforce Development**  
**Division of Student Loan Program**  
**Core - Loan Program Administration**

**Budget Unit** 55710C  
**HB Section** 3.105

**1. CORE FINANCIAL SUMMARY**

	FY 2021 Budget Request			
	GR	Federal	Other	Total
PS	0	0	618,891	618,891
EE	0	0	2,479,239	2,479,239
PSD	0	0	640,001	640,001
TRF	0	0	0	0
<b>Total</b>	<b>0</b>	<b>0</b>	<b>3,738,131</b>	<b>3,738,131</b>
<b>FTE</b>	<b>0.00</b>	<b>0.00</b>	<b>15.80</b>	<b>15.80</b>

	FY 2021 Governor's Recommendation			
	GR	Federal	Other	Total
PS	0	0	0	0
EE	0	0	0	0
PSD	0	0	0	0
TRF	0	0	0	0
<b>Total</b>	<b>0</b>	<b>0</b>	<b>0</b>	<b>0</b>
<b>FTE</b>	<b>0.00</b>	<b>0.00</b>	<b>0.00</b>	<b>0.00</b>

<b>Est. Fringe</b>	0	0	412,944	412,944
--------------------	---	---	---------	---------

*Note: Fringes budgeted in House Bill 5 except for certain fringes budgeted directly to MoDOT, Highway Patrol, and Conservation.*

<b>Est. Fringe</b>	0	0	0	0
--------------------	---	---	---	---

*Note: Fringes budgeted in House Bill 5 except for certain fringes budgeted directly to MoDOT, Highway Patrol, and Conservation.*

Other Funds: Guaranty Agency Operating Fund (0880)

Other Funds:

**2. CORE DESCRIPTION**

The Missouri Student Loan Program is a guaranty agency that operates under the Federal Family Education Loan (FFEL) program. As of June 30, 2019, the program had total outstanding guaranteed loan balances of more than \$1 billion. This appropriation is necessary to pay the operating expenses related to managing the outstanding portfolio. The appropriation also allows the department to meet federal requirements to support outreach activities aimed at educating high school students, parents, and others about preparing for and paying for college, managing student loan debt, and increasing financial literacy.

The core request is \$3,737,584 in spending authority from the Guaranty Agency Operating Fund and 15.08 FTE to administer this program. No general revenue funds are requested.

**3. PROGRAM LISTING (list programs included in this core funding)**

Missouri Student Loan Program Administration

**CORE DECISION ITEM**

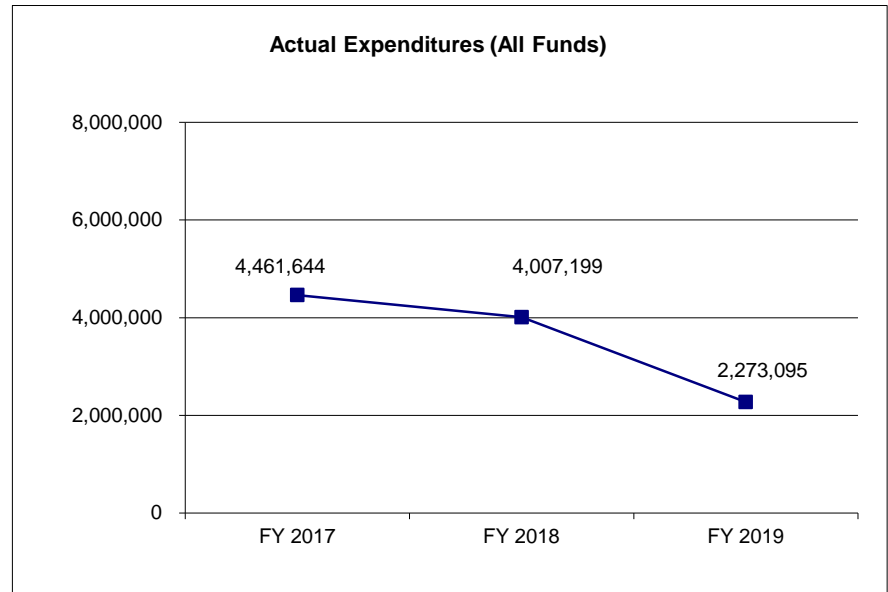
**Department of Higher Education and Workforce Development**  
**Division of Student Loan Program**  
**Core - Loan Program Administration**

**Budget Unit** 55710C  
**HB Section** 3.105

**4. FINANCIAL HISTORY**

	<b>FY 2017 Actual</b>	<b>FY 2018 Actual</b>	<b>FY 2019 Actual</b>	<b>FY 2020 Current Yr.</b>
Appropriation (All Funds)	8,533,446	6,031,955	3,716,149	3,737,584
Less Reverted (All Funds)	0	0	0	0
Less Restricted (All Funds)*	0	0	0	0
Budget Authority (All Funds)	8,533,446	6,031,955	3,716,149	3,737,584
Actual Expenditures (All Funds)	4,461,644	4,007,199	2,273,095	N/A
Unexpended (All Funds)	4,071,802	2,024,756	1,443,054	N/A
Unexpended, by Fund:				
General Revenue	0	0	0	N/A
Federal	0	0	0	N/A
Other	4,071,802	2,024,756	1,443,054	N/A

(1)



Reverted includes the statutory three percent reserve amount (when applicable).

Restricted includes any Governor's expenditure restrictions which remained at the end of the fiscal year (when applicable).

**NOTES:**

(1) 36.29 FTE's moved from Guaranty Operating Fund (0880) to General Revenue, due to the fund sustainability.

**CORE RECONCILIATION DETAIL**

**DEPARTMENT OF HIGHER EDUCATION  
LOAN PROGRAM ADMINISTRATION**

**5. CORE RECONCILIATION DETAIL**

				<b>Budget Class</b>	<b>FTE</b>	<b>GR</b>	<b>Federal</b>	<b>Other</b>	<b>Total</b>	<b>Explanation</b>
<b>TAFP AFTER VETOES</b>										
				PS	15.80	0	0	618,891	618,891	
				EE	0.00	0	0	2,478,692	2,478,692	
				PD	0.00	0	0	640,001	640,001	
				<b>Total</b>	<b>15.80</b>	<b>0</b>	<b>0</b>	<b>3,737,584</b>	<b>3,737,584</b>	
<b>DEPARTMENT CORE ADJUSTMENTS</b>										
Core Reallocation	2049	0998		PS	(0.00)	0	0	0		(0) Re-allocated positions and made corrections as a result of the FY19 fund swap(which moved DHE from GAOF funding to GR) along with the reorganization and cost allocation efforts for the new department.
Core Reallocation	2161	2169		EE	0.00	0	0	547	547	Re-allocated from FY20 Mileage Core
<b>NET DEPARTMENT CHANGES</b>					<b>(0.00)</b>	<b>0</b>	<b>0</b>	<b>547</b>	<b>547</b>	
<b>DEPARTMENT CORE REQUEST</b>										
				PS	15.80	0	0	618,891	618,891	
				EE	0.00	0	0	2,479,239	2,479,239	
				PD	0.00	0	0	640,001	640,001	
				<b>Total</b>	<b>15.80</b>	<b>0</b>	<b>0</b>	<b>3,738,131</b>	<b>3,738,131</b>	
<b>GOVERNOR'S RECOMMENDED CORE</b>										
				PS	15.80	0	0	618,891	618,891	
				EE	0.00	0	0	2,479,239	2,479,239	
				PD	0.00	0	0	640,001	640,001	
				<b>Total</b>	<b>15.80</b>	<b>0</b>	<b>0</b>	<b>3,738,131</b>	<b>3,738,131</b>	

**DECISION ITEM SUMMARY**

Budget Unit									
Decision Item	FY 2019	FY 2019	FY 2020	FY 2020	FY 2021	FY 2021	*****	*****	
Budget Object Summary	ACTUAL	ACTUAL	BUDGET	BUDGET	DEPT REQ	DEPT REQ	SECURED	SECURED	
Fund	DOLLAR	FTE	DOLLAR	FTE	DOLLAR	FTE	COLUMN	COLUMN	
<b>LOAN PROGRAM ADMINISTRATION</b>									
<b>CORE</b>									
PERSONAL SERVICES									
GUARANTY AGENCY OPERATING	438,966	11.47	618,891	15.80	618,891	15.80	0	0.00	
TOTAL - PS	438,966	11.47	618,891	15.80	618,891	15.80	0	0.00	
EXPENSE & EQUIPMENT									
GUARANTY AGENCY OPERATING	1,834,129	0.00	2,478,692	0.00	2,479,239	0.00	0	0.00	
TOTAL - EE	1,834,129	0.00	2,478,692	0.00	2,479,239	0.00	0	0.00	
PROGRAM-SPECIFIC									
GUARANTY AGENCY OPERATING	0	0.00	640,001	0.00	640,001	0.00	0	0.00	
TOTAL - PD	0	0.00	640,001	0.00	640,001	0.00	0	0.00	
<b>TOTAL</b>	<b>2,273,095</b>	<b>11.47</b>	<b>3,737,584</b>	<b>15.80</b>	<b>3,738,131</b>	<b>15.80</b>	<b>0</b>	<b>0.00</b>	
<b>Pay Plan FY20-Cost to Continue - 0000013</b>									
PERSONAL SERVICES									
GUARANTY AGENCY OPERATING	0	0.00	0	0.00	9,045	0.00	0	0.00	
TOTAL - PS	0	0.00	0	0.00	9,045	0.00	0	0.00	
<b>TOTAL</b>	<b>0</b>	<b>0.00</b>	<b>0</b>	<b>0.00</b>	<b>9,045</b>	<b>0.00</b>	<b>0</b>	<b>0.00</b>	
<b>Market Adj Pay PI FY20 C-to-C - 0000014</b>									
PERSONAL SERVICES									
GUARANTY AGENCY OPERATING	0	0.00	0	0.00	6,860	0.00	0	0.00	
TOTAL - PS	0	0.00	0	0.00	6,860	0.00	0	0.00	
<b>TOTAL</b>	<b>0</b>	<b>0.00</b>	<b>0</b>	<b>0.00</b>	<b>6,860</b>	<b>0.00</b>	<b>0</b>	<b>0.00</b>	
<b>Mileage Reimburse Rate Incr - 0000015</b>									
EXPENSE & EQUIPMENT									
GUARANTY AGENCY OPERATING	0	0.00	0	0.00	547	0.00	0	0.00	
TOTAL - EE	0	0.00	0	0.00	547	0.00	0	0.00	
<b>TOTAL</b>	<b>0</b>	<b>0.00</b>	<b>0</b>	<b>0.00</b>	<b>547</b>	<b>0.00</b>	<b>0</b>	<b>0.00</b>	
<b>GRAND TOTAL</b>	<b>\$2,273,095</b>	<b>11.47</b>	<b>\$3,737,584</b>	<b>15.80</b>	<b>\$3,754,583</b>	<b>15.80</b>	<b>\$0</b>	<b>0.00</b>	

9/27/19 0:05

im\_disummary

**FLEXIBILITY REQUEST FORM**

<b>BUDGET UNIT NUMBER:</b> 55710C	<b>DEPARTMENT:</b> Higher Education and Workforce Development
<b>BUDGET UNIT NAME:</b> Loan Program Administration	
<b>HOUSE BILL SECTION:</b> 3.105	<b>DIVISION:</b> Student Loan Program

**1. Provide the amount by fund of personal service flexibility and the amount by fund of expense and equipment flexibility you are requesting in dollar and percentage terms and explain why the flexibility is needed. If flexibility is being requested among divisions, provide the amount by fund of flexibility you are requesting in dollar and percentage terms and explain why the flexibility is needed.**

**DEPARTMENT REQUEST**

Federal (0880)	PS	61,889	10%
Federal (0880)	E&E	247,924	10%

Loan program operations are heavily outsourced with the MDHEWD staff overseeing contractors and vendors. Flexibility allows the loan program to continually explore all options in administering the program most efficiently.

**2. Estimate how much flexibility will be used for the budget year. How much flexibility was used in the Prior Year Budget and the Current Year Budget? Please specify the amount.**

PRIOR YEAR ACTUAL AMOUNT OF FLEXIBILITY USED	CURRENT YEAR ESTIMATED AMOUNT OF FLEXIBILITY THAT WILL BE USED	BUDGET REQUEST ESTIMATED AMOUNT OF FLEXIBILITY THAT WILL BE USED
\$0	Flexibility will be used if needed to outsource additional functions or bring currently outsourced functions in-house as circumstances dictate.	The student loan industry continues to be in a state of flux. Little flexibility is expected to be used at this time, but all options need to remain open as market changes and federal program requirements are unpredictable.

**3. Please explain how flexibility was used in the prior and/or current years.**

PRIOR YEAR EXPLAIN ACTUAL USE	CURRENT YEAR EXPLAIN PLANNED USE
No flexibility was used in FY19	Flexibility will be used if needed to outsource additional functions or bring currently outsourced functions in-house as circumstances dictate.

**DECISION ITEM DETAIL**

Budget Unit	FY 2019	FY 2019	FY 2020	FY 2020	FY 2021	FY 2021	*****	*****
Decision Item	ACTUAL	ACTUAL	BUDGET	BUDGET	DEPT REQ	DEPT REQ	SECURED	SECURED
Budget Object Class	DOLLAR	FTE	DOLLAR	FTE	DOLLAR	FTE	COLUMN	COLUMN
<b>LOAN PROGRAM ADMINISTRATION</b>								
<b>CORE</b>								
SENIOR COUNSEL	0	0.00	0	0.00	3,553	0.05	0	0.00
OTHER	0	0.00	0	0.00	87,148	3.38	0	0.00
OFFICE SUPPORT ASSISTANT	56,738	2.00	85,849	3.00	58,359	2.00	0	0.00
PUBLIC INFORMATION SPECIAL II	0	0.00	50,630	1.20	0	0.00	0	0.00
SR OFC SUPPORT ASST (KEYBOARD)	0	0.00	17,708	0.60	0	0.00	0	0.00
ACCOUNT CLERK II	12,709	0.46	31,178	1.00	13,611	0.45	0	0.00
ACCOUNTING SPECIALIST I	30,766	0.83	41,723	1.00	38,141	1.00	0	0.00
COORDINATOR I	73,401	1.90	118,715	3.00	79,178	2.00	0	0.00
COORDINATOR II	0	0.00	44,131	1.00	0	0.00	0	0.00
PUBLIC INFORMATION COORDINATOR	0	0.00	4,038	0.00	0	0.00	0	0.00
ADMINISTRATIVE ASSISTANT	0	0.00	0	0.00	14,172	0.44	0	0.00
SENIOR ASSOCIATE	140,834	2.58	115,846	2.00	115,629	2.00	0	0.00
PROGRAM SPECIALIST	67,417	1.97	109,073	3.00	70,116	2.00	0	0.00
OFFICE SUPPORT ASSISTANT	19,504	0.79	0	0.00	24,462	0.90	0	0.00
STATE DEPARTMENT DIRECTOR	0	0.00	0	0.00	8,970	0.05	0	0.00
DEPUTY DEPARTMENT DIRECTOR	0	0.00	0	0.00	51,359	0.44	0	0.00
DESIGNATED PRINC ASSISTANT-DEP	0	0.00	0	0.00	7,613	0.10	0	0.00
MISCELLANEOUS PROFESSIONAL	37,597	0.94	0	0.00	42,418	0.94	0	0.00
SPECIAL ASST PROFFESIONAL	0	0.00	0	0.00	4,162	0.05	0	0.00
<b>TOTAL - PS</b>	<b>438,966</b>	<b>11.47</b>	<b>618,891</b>	<b>15.80</b>	<b>618,891</b>	<b>15.80</b>	<b>0</b>	<b>0.00</b>
TRAVEL, IN-STATE	490	0.00	19,573	0.00	20,120	0.00	0	0.00
TRAVEL, OUT-OF-STATE	3,140	0.00	13,000	0.00	13,000	0.00	0	0.00
FUEL & UTILITIES	0	0.00	50	0.00	50	0.00	0	0.00
SUPPLIES	10,164	0.00	50,718	0.00	50,718	0.00	0	0.00
PROFESSIONAL DEVELOPMENT	56,041	0.00	47,170	0.00	47,170	0.00	0	0.00
COMMUNICATION SERV & SUPP	4,107	0.00	15,000	0.00	15,000	0.00	0	0.00
PROFESSIONAL SERVICES	1,759,214	0.00	2,316,725	0.00	2,316,725	0.00	0	0.00
HOUSEKEEPING & JANITORIAL SERV	0	0.00	100	0.00	100	0.00	0	0.00
M&R SERVICES	0	0.00	800	0.00	800	0.00	0	0.00
MOTORIZED EQUIPMENT	0	0.00	500	0.00	500	0.00	0	0.00
OFFICE EQUIPMENT	0	0.00	4,534	0.00	4,534	0.00	0	0.00
OTHER EQUIPMENT	0	0.00	5,414	0.00	5,414	0.00	0	0.00

**DECISION ITEM DETAIL**

Budget Unit	FY 2019	FY 2019	FY 2020	FY 2020	FY 2021	FY 2021	*****	*****
Decision Item	ACTUAL	ACTUAL	BUDGET	BUDGET	DEPT REQ	DEPT REQ	SECURED	SECURED
Budget Object Class	DOLLAR	FTE	DOLLAR	FTE	DOLLAR	FTE	COLUMN	COLUMN
<b>LOAN PROGRAM ADMINISTRATION</b>								
<b>CORE</b>								
PROPERTY & IMPROVEMENTS	0	0.00	50	0.00	50	0.00	0	0.00
BUILDING LEASE PAYMENTS	0	0.00	4,108	0.00	4,108	0.00	0	0.00
EQUIPMENT RENTALS & LEASES	0	0.00	100	0.00	100	0.00	0	0.00
MISCELLANEOUS EXPENSES	973	0.00	850	0.00	850	0.00	0	0.00
<b>TOTAL - EE</b>	<b>1,834,129</b>	<b>0.00</b>	<b>2,478,692</b>	<b>0.00</b>	<b>2,479,239</b>	<b>0.00</b>	<b>0</b>	<b>0.00</b>
PROGRAM DISTRIBUTIONS	0	0.00	640,001	0.00	640,001	0.00	0	0.00
<b>TOTAL - PD</b>	<b>0</b>	<b>0.00</b>	<b>640,001</b>	<b>0.00</b>	<b>640,001</b>	<b>0.00</b>	<b>0</b>	<b>0.00</b>
<b>GRAND TOTAL</b>	<b>\$2,273,095</b>	<b>11.47</b>	<b>\$3,737,584</b>	<b>15.80</b>	<b>\$3,738,131</b>	<b>15.80</b>	<b>\$0</b>	<b>0.00</b>
<b>GENERAL REVENUE</b>	<b>\$0</b>	<b>0.00</b>	<b>\$0</b>	<b>0.00</b>	<b>\$0</b>	<b>0.00</b>		<b>0.00</b>
<b>FEDERAL FUNDS</b>	<b>\$0</b>	<b>0.00</b>	<b>\$0</b>	<b>0.00</b>	<b>\$0</b>	<b>0.00</b>		<b>0.00</b>
<b>OTHER FUNDS</b>	<b>\$2,273,095</b>	<b>11.47</b>	<b>\$3,737,584</b>	<b>15.80</b>	<b>\$3,738,131</b>	<b>15.80</b>		<b>0.00</b>



**PROGRAM DESCRIPTION**

**Department of Higher Education and Workforce Development**

**HB Section(s): 3.105**

**Program Name: Missouri Student Loan Administration**

**Program is found in the following core budget(s): Loan Program Administration**

**1a. What strategic priority does this program address?**

Affordability, Access and Success

**1b. What does this program do?**

The Missouri Student Loan Program is a guaranty agency for the Federal Family Education Loan (FFEL) program. As a guaranty agency, this program insures lenders of Federal Stafford, PLUS, and Consolidation student loans from losses due to default at 97 to 98 percent depending on the loan disbursement date and at 100 percent due to loan discharge. The Missouri Student Loan Program had total outstanding guaranteed loan balances of more than \$1 billion at June 30, 2019. The Healthcare and Education Affordability Reconciliation Act, enacted March 30, 2010 (Public Law 111-152), eliminating the department authority to make or insure loans under the FFEL Program as of June 30, 2010. However, the MDHEWD must continue to act as the United States Department of Education's (USDE) agent by fulfilling responsibilities related to outstanding guarantees, which includes working with students, borrowers, schools, lenders, servicers, and the USDE to ensure compliance with applicable federal laws and regulations.

Also of critical importance to the outstanding FFEL portfolio is the guaranty agency's efforts with respect to default prevention and aversion, as well as default collection. As required by federal statute, the agency provides collections assistance to loan holders and counseling assistance to borrowers when a borrower becomes more than 60 days delinquent on their student loan. During FY 2019, MDHEWD received more than 15,000 default assistance requests from lenders. The MDHEWD averted default on 80 percent of delinquent loans.

The loan program also provides postsecondary institutions with regulatory resources and ensures laws promulgated under the Higher Education Act for the FFEL Program are accurately interpreted and enforced.

MDHEWD supports the state aid programs and provides information to prospective students and their families regarding how to plan and pay for college through support of outreach that develops and implements public awareness of the value of postsecondary education, the options available and the importance of filing a Free Application for Federal Student Aid.

Finally, the department collects on defaulted student loans to keep the cost of the FFEL program as low as possible. MDHEWD uses a variety of collection methods to recover defaulted loans, including administrative wage garnishment, state tax refund offset, US Treasury offset, regular borrower payments, loan rehabilitation, and loan consolidation.

**PROGRAM DESCRIPTION**

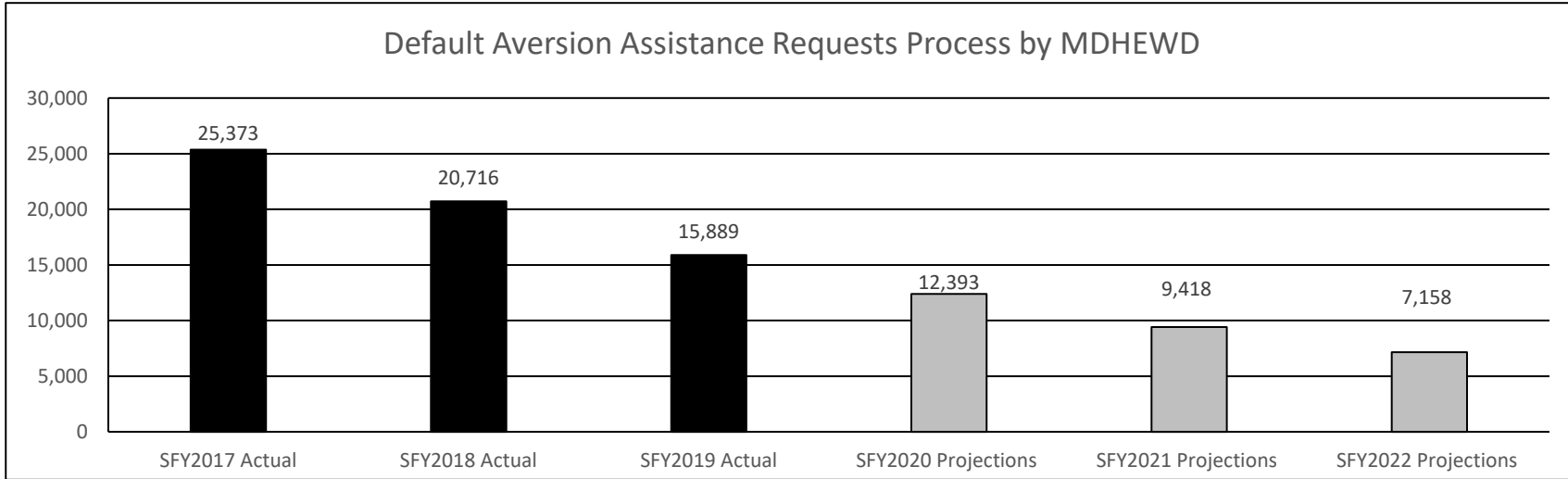
Department of Higher Education and Workforce Development

HB Section(s): 3.105

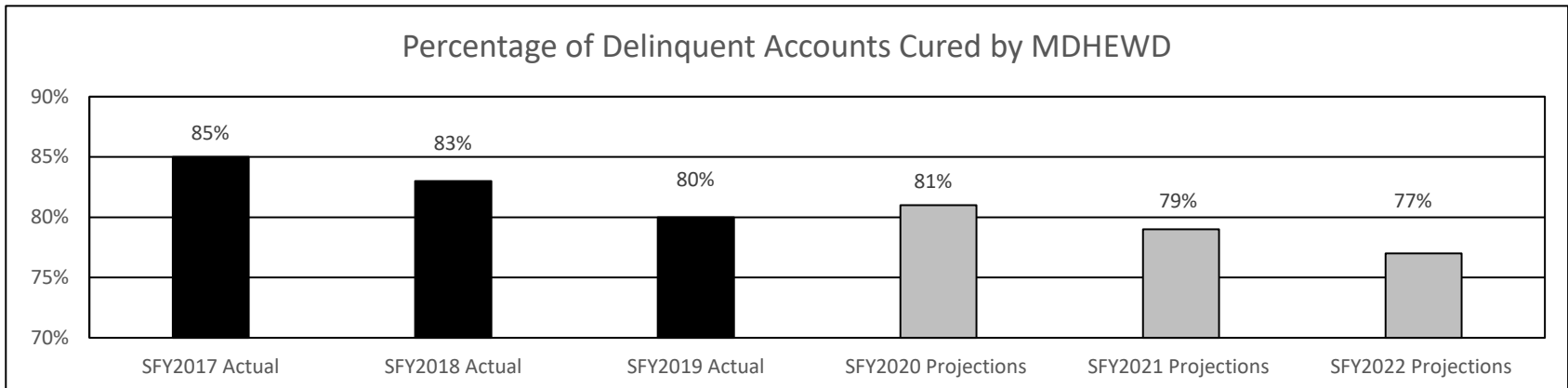
Program Name: Missouri Student Loan Administration

Program is found in the following core budget(s): Loan Program Administration

2a. Provide an activity measure(s) for the program.



2b. Provide a measure(s) of the program's quality.



**PROGRAM DESCRIPTION**

**Department of Higher Education and Workforce Development**

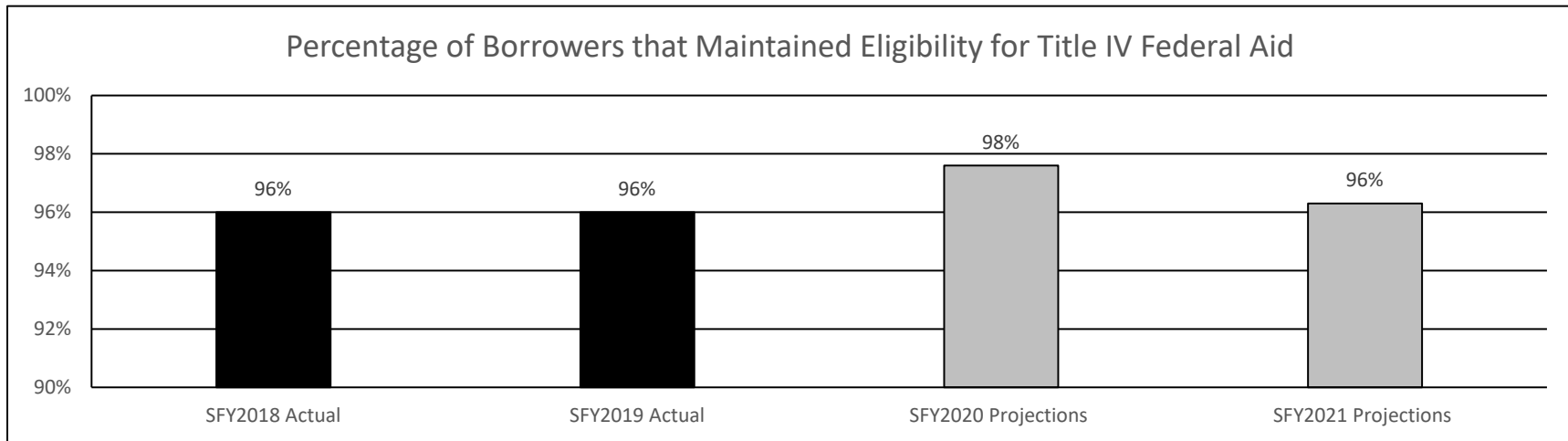
**HB Section(s): 3.105**

**Program Name: Missouri Student Loan Administration**

**Program is found in the following core budget(s): Loan Program Administration**

**2c. Provide a measure(s) of the program's impact.**

This measure demonstrates MDHEWD's effectiveness in helping defaulted borrowers regain eligibility for Title IV financial assistance. Accounts are monitored each month to verify they have maintained eligibility. If a defaulted student loan borrower falls behind in their repayment, MDHEWD makes additional efforts to contact the borrower to encourage them to continue making payments to maintain eligibility. The MDHEWD has established a baseline goal to keep 90% of borrowers approved for reinstatement eligible for aid each month, but hopes to keep an average of 96% of all borrowers



**PROGRAM DESCRIPTION**

Department of Higher Education and Workforce Development

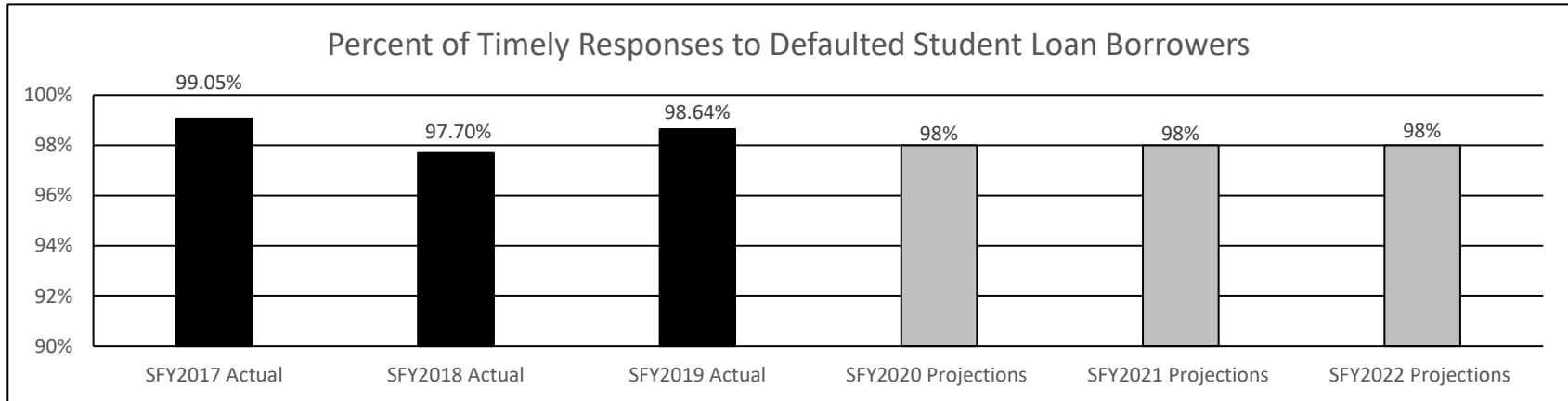
HB Section(s): 3.105

Program Name: Missouri Student Loan Administration

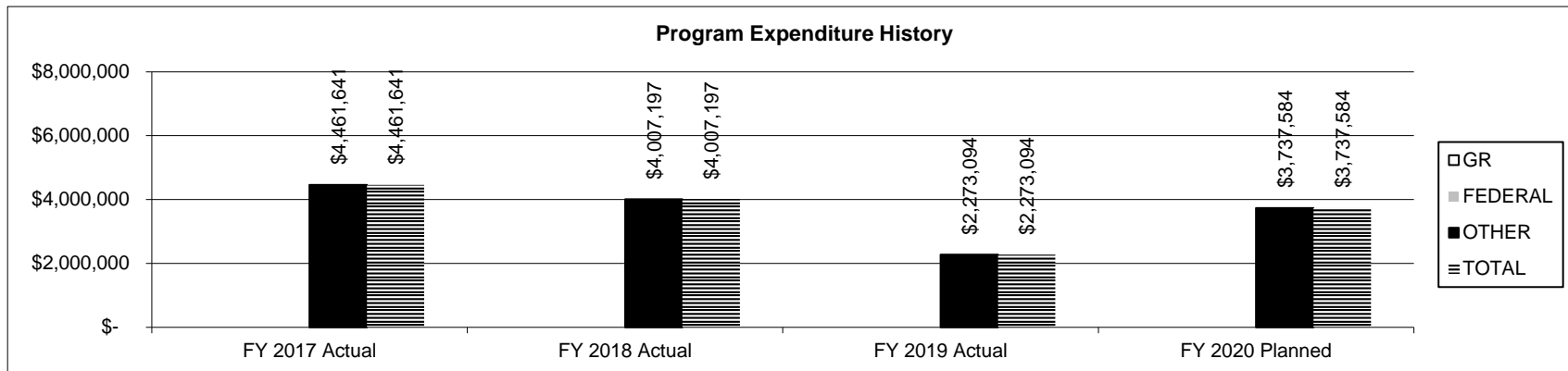
Program is found in the following core budget(s): Loan Program Administration

**2d. Provide a measure(s) of the program's efficiency.**

The MDHEWD call center measures the time it takes to provide a letter to defaulted student loan borrowers who have requested information about their loans. A letter issued within 2 days of the request is considered a timely response. The percent of timely responses is shown in the chart below. The MDHE has established a baseline goal for this measure of a 97% timely response rate.



**3. Provide actual expenditures for the prior three fiscal years and planned expenditures for the current fiscal year. (Note: Amounts do not include fringe benefit costs.)**



**PROGRAM DESCRIPTION**

**Department of Higher Education and Workforce Development**

**HB Section(s): 3.105**

**Program Name: Missouri Student Loan Administration**

**Program is found in the following core budget(s): Loan Program Administration**

**4. What are the sources of the "Other " funds?**

Guaranty Agency Operating Fund (0880)

**5. What is the authorization for this program, i.e., federal or state statute, etc.? (Include the federal program number, if applicable.)**

Federal Higher Education Act of 1965, as amended, 20 U.S.C. 1071, et seq.; 34 C.F.R. Parts 658 and 682; Sections 173.095 - 173.187, RSMo

**6. Are there federal matching requirements? If yes, please explain.**

No

**7. Is this a federally mandated program? If yes, please explain.**

No

**CORE DECISION ITEM**

<b>Department of Higher Education and Workforce Development</b>	<b>Budget Unit</b>	55714C
<b>Division of Student Loan Program</b>		
<b>Core - Federal Loan Compliance</b>	<b>HB Section</b>	3.105

**1. CORE FINANCIAL SUMMARY**

	FY 2021 Budget Request					FY 2021 Governor's Recommendation			
	GR	Federal	Other	Total		GR	Federal	Other	Total
PS	0	0	0	0	PS	0	0	0	0
EE	0	0	8,000,000	8,000,000	EE	0	0	0	0
PSD	0	0	500,000	500,000	PSD	0	0	0	0
TRF	0	0	0	0	TRF	0	0	0	0
<b>Total</b>	<b>0</b>	<b>0</b>	<b>8,500,000</b>	<b>8,500,000</b>	<b>Total</b>	<b>0</b>	<b>0</b>	<b>0</b>	<b>0</b>
FTE	0.00	0.00	0.00	0.00	FTE	0.00	0.00	0.00	0.00

<i>Est. Fringe</i>	0	0	0	0
--------------------	---	---	---	---

*Note: Fringes budgeted in House Bill 5 except for certain fringes budgeted directly to MoDOT, Highway Patrol, and Conservation.*

<i>Est. Fringe</i>	0	0	0	0
--------------------	---	---	---	---

*Note: Fringes budgeted in House Bill 5 except for certain fringes budgeted directly to MoDOT, Highway Patrol, and Conservation.*

Other Funds: Guaranty Agency Operating Fund (0880)

Other Funds:

**2. CORE DESCRIPTION**

U.S. Department of Education regulations require all guaranty agencies to deposit all funds collected from defaulted borrowers into the Federal Student Loan Reserve Fund within 48 hours of collection or reimburse the federal government for interest that should have accrued to the Federal Fund. MDHEWD contracts with a loan servicer who subcontracts with collection agencies to recover defaulted loans. MDHEWD pays the loan servicer a percentage of the amount collected using the Guaranty Agency Operating Fund share of collection revenues described in the Collection Payments Transfer appropriation authority request. Industry specific conditions make it difficult to predict what contingency fees the MDHEWD may be required to pay for collections. However, the MDHEWD must continue to meet federal requirements for collecting federal student loans. These requirements necessitate continuing the appropriation authority of \$8,000,000 in federal loan funds from the Guaranty Agency Operating Fund.

In addition, spending authority of \$500,000 in federal funds from the Guaranty Agency Operating Fund is necessary to provide a mechanism for paying penalties determined under the federal rules. No general revenue funds are requested.

**CORE DECISION ITEM**

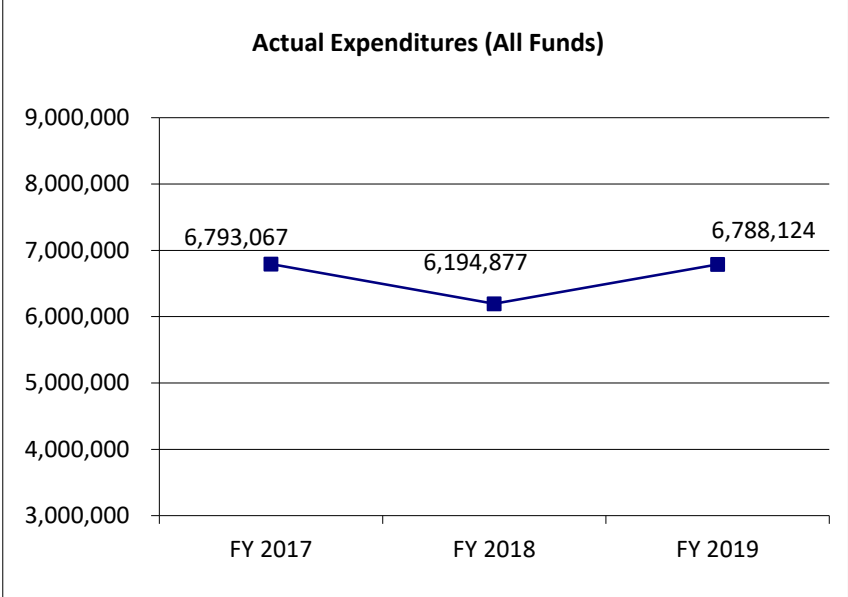
<b>Department of Higher Education and Workforce Development</b>	<b>Budget Unit</b>	<u>55714C</u>
<b>Division of Student Loan Program</b>		
<b>Core - Federal Loan Compliance</b>	<b>HB Section</b>	<u>3.105</u>

**3. PROGRAM LISTING (list programs included in this core funding)**

Federal Loan Compliance

**4. FINANCIAL HISTORY**

	<u>FY 2017</u>	<u>FY 2018</u>	<u>FY 2019</u>	<u>FY 2020</u>
	<u>Actual</u>	<u>Actual</u>	<u>Actual</u>	<u>Current Yr.</u>
Appropriation (All Funds)	8,500,000	8,500,000	8,500,000	8,500,000
Less Reverted (All Funds)	0	0	0	0
Less Restricted (All Funds)	0	0	0	0
Budget Authority (All Funds)	8,500,000	8,500,000	8,500,000	N/A
Actual Expenditures (All Funds)	6,793,067	6,194,877	6,788,124	N/A
Unexpended (All Funds)	1,706,933	2,305,123	1,711,876	N/A
Unexpended, by Fund:				
General Revenue	0	0	0	N/A
Federal	0	0	0	N/A
Other	1,706,933	2,305,123	1,711,876	N/A



Reverted includes the statutory three-percent reserve amount (when applicable).

Restricted includes any Governor's Expenditure Restrictions which remained at the end of the fiscal year (when applicable).

**NOTES:**

**CORE RECONCILIATION DETAIL**

**DEPARTMENT OF HIGHER EDUCATION  
FEDERAL LOAN COMPLIANCE**

**5. CORE RECONCILIATION DETAIL**

	<b>Budget Class</b>	<b>FTE</b>	<b>GR</b>	<b>Federal</b>	<b>Other</b>	<b>Total</b>	<b>Explanation</b>
<b>TAFP AFTER VETOES</b>							
	EE	0.00	0	0	8,000,000	8,000,000	
	PD	0.00	0	0	500,000	500,000	
	<b>Total</b>	<b>0.00</b>	<b>0</b>	<b>0</b>	<b>8,500,000</b>	<b>8,500,000</b>	
<b>DEPARTMENT CORE REQUEST</b>							
	EE	0.00	0	0	8,000,000	8,000,000	
	PD	0.00	0	0	500,000	500,000	
	<b>Total</b>	<b>0.00</b>	<b>0</b>	<b>0</b>	<b>8,500,000</b>	<b>8,500,000</b>	
<b>GOVERNOR'S RECOMMENDED CORE</b>							
	EE	0.00	0	0	8,000,000	8,000,000	
	PD	0.00	0	0	500,000	500,000	
	<b>Total</b>	<b>0.00</b>	<b>0</b>	<b>0</b>	<b>8,500,000</b>	<b>8,500,000</b>	



**DECISION ITEM SUMMARY**

Budget Unit									
Decision Item	FY 2019	FY 2019	FY 2020	FY 2020	FY 2021	FY 2021	*****	*****	
Budget Object Summary	ACTUAL	ACTUAL	BUDGET	BUDGET	DEPT REQ	DEPT REQ	SECURED	SECURED	
Fund	DOLLAR	FTE	DOLLAR	FTE	DOLLAR	FTE	COLUMN	COLUMN	
<b>FEDERAL LOAN COMPLIANCE</b>									
<b>CORE</b>									
EXPENSE & EQUIPMENT									
GUARANTY AGENCY OPERATING	6,787,963	0.00	8,000,000	0.00	8,000,000	0.00	0	0.00	
TOTAL - EE	6,787,963	0.00	8,000,000	0.00	8,000,000	0.00	0	0.00	
PROGRAM-SPECIFIC									
GUARANTY AGENCY OPERATING	161	0.00	500,000	0.00	500,000	0.00	0	0.00	
TOTAL - PD	161	0.00	500,000	0.00	500,000	0.00	0	0.00	
<b>TOTAL</b>	<b>6,788,124</b>	<b>0.00</b>	<b>8,500,000</b>	<b>0.00</b>	<b>8,500,000</b>	<b>0.00</b>	<b>0</b>	<b>0.00</b>	
<b>GRAND TOTAL</b>	<b>\$6,788,124</b>	<b>0.00</b>	<b>\$8,500,000</b>	<b>0.00</b>	<b>\$8,500,000</b>	<b>0.00</b>	<b>\$0</b>	<b>0.00</b>	

**DECISION ITEM DETAIL**

Budget Unit	FY 2019	FY 2019	FY 2020	FY 2020	FY 2021	FY 2021	*****	*****
Decision Item	ACTUAL	ACTUAL	BUDGET	BUDGET	DEPT REQ	DEPT REQ	SECURED	SECURED
Budget Object Class	DOLLAR	FTE	DOLLAR	FTE	DOLLAR	FTE	COLUMN	COLUMN
<b>FEDERAL LOAN COMPLIANCE</b>								
<b>CORE</b>								
PROFESSIONAL SERVICES	6,787,963	0.00	8,000,000	0.00	8,000,000	0.00	0	0.00
<b>TOTAL - EE</b>	<b>6,787,963</b>	<b>0.00</b>	<b>8,000,000</b>	<b>0.00</b>	<b>8,000,000</b>	<b>0.00</b>	<b>0</b>	<b>0.00</b>
PROGRAM DISTRIBUTIONS	161	0.00	1	0.00	1	0.00	0	0.00
REFUNDS	0	0.00	499,999	0.00	499,999	0.00	0	0.00
<b>TOTAL - PD</b>	<b>161</b>	<b>0.00</b>	<b>500,000</b>	<b>0.00</b>	<b>500,000</b>	<b>0.00</b>	<b>0</b>	<b>0.00</b>
<b>GRAND TOTAL</b>	<b>\$6,788,124</b>	<b>0.00</b>	<b>\$8,500,000</b>	<b>0.00</b>	<b>\$8,500,000</b>	<b>0.00</b>	<b>\$0</b>	<b>0.00</b>
GENERAL REVENUE	\$0	0.00	\$0	0.00	\$0	0.00		0.00
FEDERAL FUNDS	\$0	0.00	\$0	0.00	\$0	0.00		0.00
OTHER FUNDS	\$6,788,124	0.00	\$8,500,000	0.00	\$8,500,000	0.00		0.00

**PROGRAM DESCRIPTION**

**Department of Higher Education and Workforce Development**  
**Program Name: Federal Loan Compliance**  
**Program is found in the following core budget(s): Federal Loan Compliance**

**HB Section(s): 3.105**

**1a. What strategic priority does this program address?**

Affordability, Access and Success

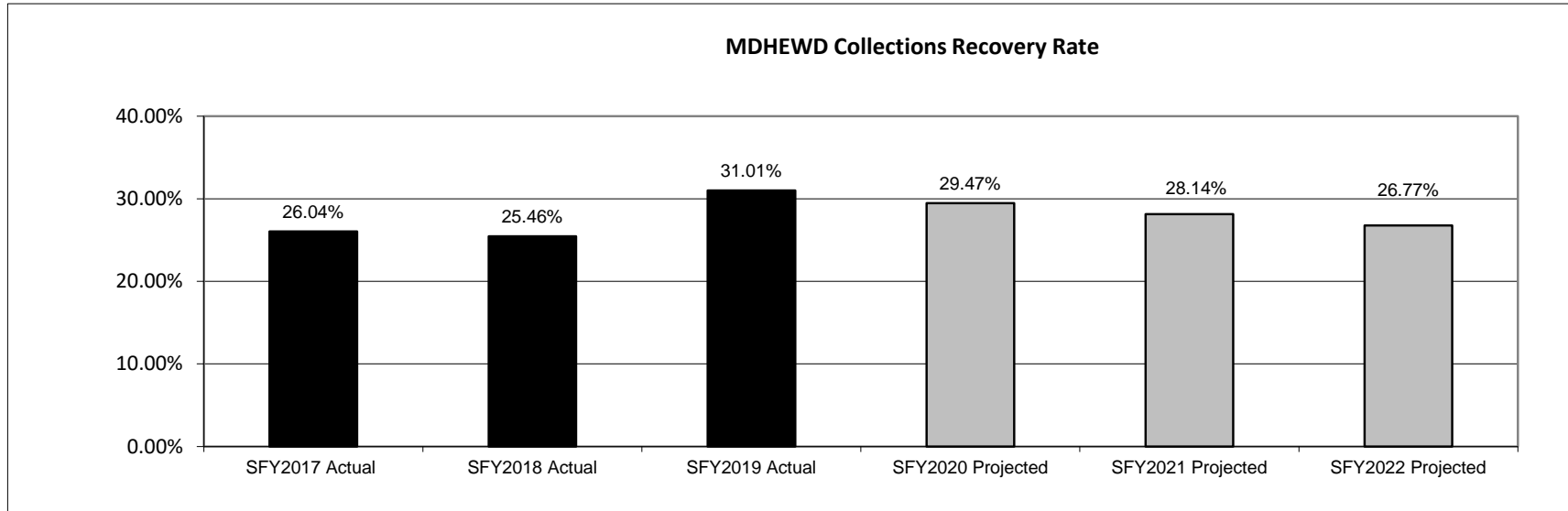
**1b. What does this program do?**

This appropriation request is part of the Missouri Student Loan Program. As part of its statutory requirements, the program contracts with a loan servicer, which subcontracts with collection agencies to collect on defaulted loans. The Student Loan Program pays the loan servicer a percentage of the amount collected by the collection agencies. The Guaranty Agency Operating Fund share of collection revenues is described in the Collection Payments Transfer appropriation authority request.

As a result of the constant changes in the student loan industry, the agency anticipates a slight decline in collections rate from defaulted borrowers in future fiscal years. Rapidly changing conditions make it difficult to determine the full impact on MDHEWD's collections.

**2a. Provide an activity measure(s) for the program.**

The recovery rate represents the percentage (%) of MDHEWD's outstanding defaulted loan balances recovered through collections in a given year.



**PROGRAM DESCRIPTION**

**Department of Higher Education and Workforce Development**

**HB Section(s): 3.105**

**Program Name: Federal Loan Compliance**

**Program is found in the following core budget(s): Federal Loan Compliance**

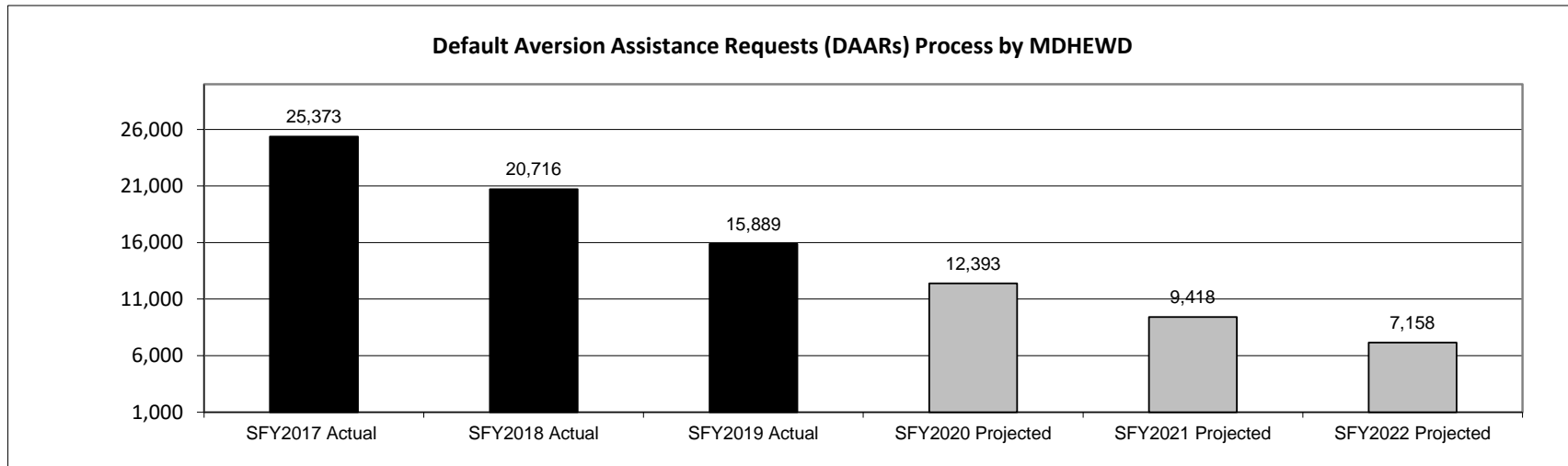
**2b. Provide a measure(s) of the program's quality.**

MDHEWD Administrative Wage Garnishment Collections Rate Among Other Guaranty Agencies

FY2017 Actual	FY2018 Actual	FY2019 Actual	FY2020 Projected	FY2021 Projected	FY2022 Projected
4th out of 27 Agencies	5th out of 25 Agencies	6th out of 24 Agencies	6th out of 24 Agencies	6th out of 24 Agencies	6th out of 24 Agencies

**2c. Provide a measure(s) of the program's impact.**

MDHEWD provides collections assistance to lenders for loans that become 60 days or more delinquent to try to avert default of the loan. NOTE: 2017 numbers are higher than anticipated due to a high number of borrowers becoming delinquent following a period of forbearance granted during a 2016 presidential disaster area declaration covering 33 Missouri counties.



**PROGRAM DESCRIPTION**

**Department of Higher Education and Workforce Development**

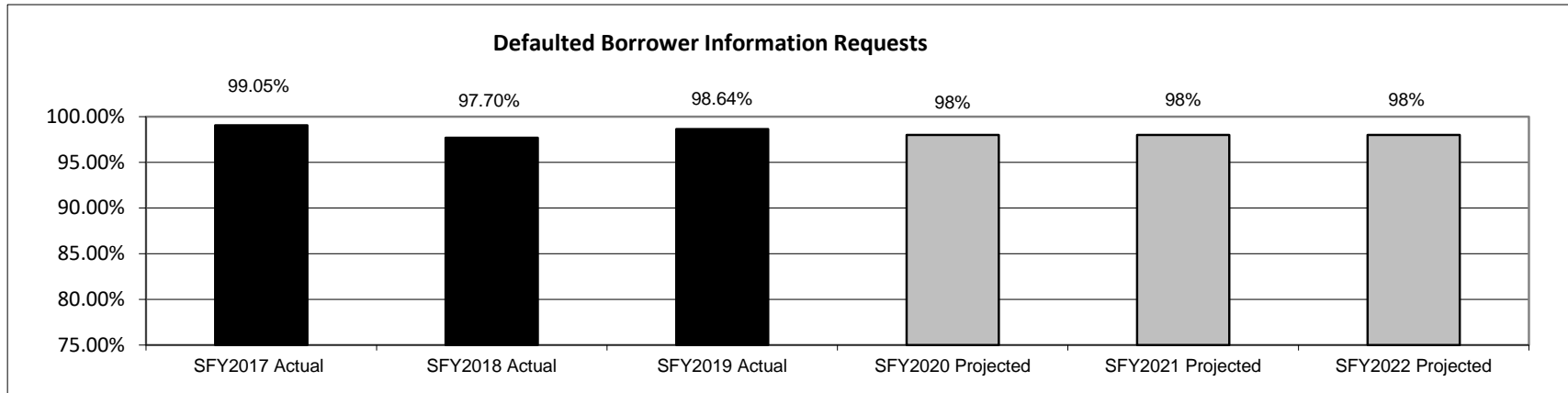
**HB Section(s): 3.105**

**Program Name: Federal Loan Compliance**

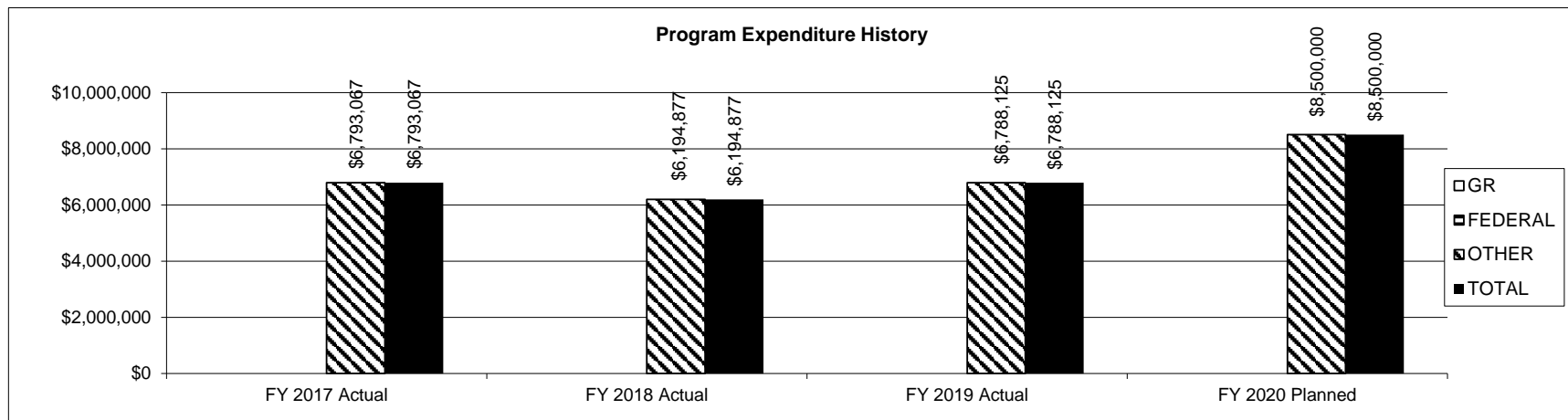
**Program is found in the following core budget(s): Federal Loan Compliance**

**2d. Provide a measure(s) of the program's efficiency.**

The MDHEWD call center measures the time it takes to provide a letter to defaulted student loan borrowers who have requested information about their loans. A letter issued within 2 days of the request is considered a timely response. The percent of timely responses is shown in the chart below. The MDHE has established a baseline goal for this measure of a 97% timely response rate.



**3. Provide actual expenditures for the prior three fiscal years and planned expenditures for the current fiscal year. (Note: Amounts do not include fringe benefit costs.)**



**PROGRAM DESCRIPTION**

**Department of Higher Education and Workforce Development**

**HB Section(s): 3.105**

**Program Name: Federal Loan Compliance**

**Program is found in the following core budget(s): Federal Loan Compliance**

**4. What are the sources of the "Other " funds?**

Guaranty Agency Operating Fund (0880)

**5. What is the authorization for this program, i.e., federal or state statute, etc.? (Include the federal program number, if applicable.)**

Federal Higher Education Act of 1965, as amended, 20 U.S.C. 1071, et seq.; 34 C.F.R. Parts 658 and 682; Sections 173.095 - 173.187, RSMo

**6. Are there federal matching requirements? If yes, please explain.**

No

**7. Is this a federally mandated program? If yes, please explain.**

No

**CORE DECISION ITEM**

<b>Department of Higher Education and Workforce Development</b>					<b>Budget Unit</b>	55712C				
<b>Division of Student Loan Program</b>										
<b>Core - Collection Payments Transfer</b>					<b>HB Section</b>	3.110				
<b>1. CORE FINANCIAL SUMMARY</b>										
	<b>FY 2021 Budget Request</b>					<b>FY 2021 Governor's Recommendation</b>				
	<b>GR</b>	<b>Federal</b>	<b>Other</b>	<b>Total</b>		<b>GR</b>	<b>Federal</b>	<b>Other</b>	<b>Total</b>	
<b>TRF</b>	0	0	15,000,000	15,000,000	<b>TRF</b>	0	0	0	0	
<b>Total</b>	<b>0</b>	<b>0</b>	<b>15,000,000</b>	<b>15,000,000</b>	<b>Total</b>	<b>0</b>	<b>0</b>	<b>0</b>	<b>0</b>	
<b>FTE</b>	<b>0.00</b>	<b>0.00</b>	<b>0.00</b>	<b>0.00</b>	<b>FTE</b>	<b>0.00</b>	<b>0.00</b>	<b>0.00</b>	<b>0.00</b>	
<i>Est. Fringe</i>	0	0	0	0	<i>Est. Fringe</i>	0	0	0	0	
<i>Note: Fringes budgeted in House Bill 5 except for certain fringes budgeted directly to MoDOT, Highway Patrol, and Conservation.</i>					<i>Note: Fringes budgeted in House Bill 5 except for certain fringes budgeted directly to MoDOT, Highway Patrol, and Conservation.</i>					
Other Funds: Federal Student Loan Reserve Fund (0881)					Other Funds:					
<b>2. CORE DESCRIPTION</b>										
<p>The Higher Education Act requires guaranty agencies to deposit certain percentages of payments received from defaulted borrowers into the Federal Student Loan Reserve Fund and the Guaranty Agency Operating Fund. It also requires the guaranty agencies to transfer default aversion fees from the Federal Student Loan Reserve Fund to the Guaranty Agency Operating Fund. This request for \$15,000,000 in transfer authority is necessary to enable the MDHEWD to transfer the appropriate amount of collections from and on behalf of defaulted borrowers, initially deposited in the Federal Student Loan Reserve Fund, to the Guaranty Agency Operating Fund as required by the Federal Law. This request actually relates to revenues from collection activity performed by the guaranty agency. However, because collection revenues must first be deposited in the Federal Fund, which is property of the federal government, the portion earned by the guaranty agency must be transferred to the Guaranty Agency Operating Fund. The appropriation also allows the MDHEWD to transfer one percent of the principal and interest of delinquent loans from the Federal Student Loan Reserve Fund to the Guaranty Agency Operating Fund. This money is used to provide default aversion assistance to lenders when a loan becomes more than 60 days delinquent.</p>										
<p>The MDHEWD expects purchases of loans from lenders to continue to decline over the next several years, which will reduce revenues in the Federal Student Loan Reserve Fund. Transfer authority of \$15,000,000 is required to transfer the appropriate amounts to the Guaranty Agency Operating Fund as reserve levels permit. No general revenue funds are requested.</p>										

**CORE DECISION ITEM**

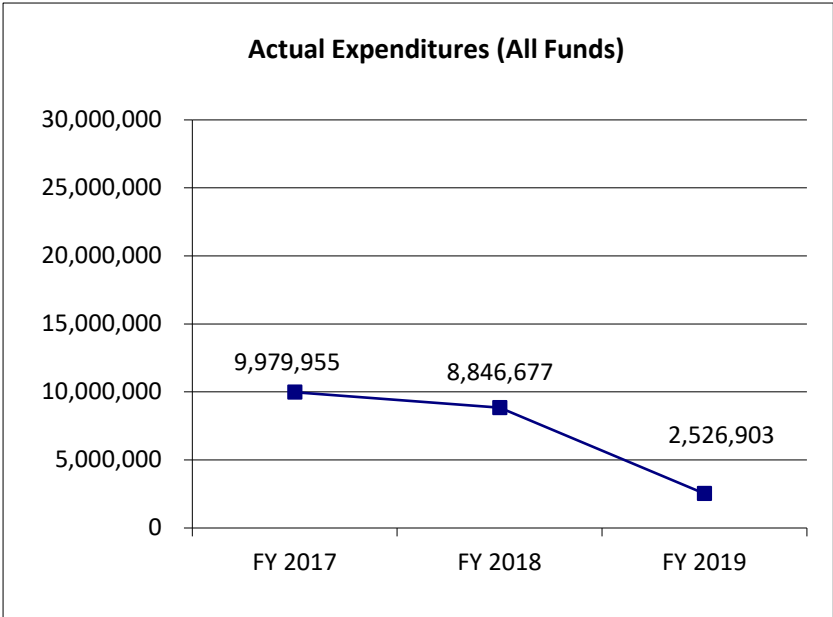
<b>Department of Higher Education and Workforce Development</b>	<b>Budget Unit</b> <u>55712C</u>
<b>Division of Student Loan Program</b>	
<b>Core - Collection Payments Transfer</b>	<b>HB Section</b> <u>3.110</u>

**3. PROGRAM LISTING (list programs included in this core funding)**

Student Loan Collection Payments

**4. FINANCIAL HISTORY**

	<b>FY 2017</b>	<b>FY 2018</b>	<b>FY 2019</b>	<b>FY 2020</b>
	<b>Actual</b>	<b>Actual</b>	<b>Actual</b>	
Appropriation (All Funds)	15,000,000	15,000,000	15,000,000	15,000,000
Less Reverted (All Funds)	0	0	0	0
Less Restricted (All Funds)	0	0	0	0
Budget Authority (All Funds)	15,000,000	15,000,000	15,000,000	N/A
Actual Expenditures (All Funds)	9,979,955	8,846,677	2,526,903	N/A
Unexpended (All Funds)	5,020,045	6,153,323	12,473,097	N/A
Unexpended, by Fund:			<b>(1)</b>	
General Revenue	0	0	0	N/A
Federal	0	0	0	N/A
Other	5,020,045	6,153,323	12,473,097	N/A



Reverted includes the statutory three-percent reserve amount (when applicable).

Restricted includes any Governor's Expenditure Restrictions which remained at the end of the fiscal year (when applicable).

**NOTES:** (1) Transfers typically happen three times per year. The third transfer happened after the end of the SFY. It typically happens in June. That is the reason for the reduction in the actual SFY2019 expenditures. We will see the \$6.6 million transfer in SFY2020 actual expenditures.



**CORE RECONCILIATION DETAIL**

---

**DEPARTMENT OF HIGHER EDUCATION  
COLLECTION PAYMENTS TRANSFER**

---

**5. CORE RECONCILIATION DETAIL**

---

	<b>Budget Class</b>	<b>FTE</b>	<b>GR</b>	<b>Federal</b>	<b>Other</b>	<b>Total</b>	<b>Explanation</b>
<b>TAFP AFTER VETOES</b>							
	TRF	0.00	0	0	15,000,000	15,000,000	
	<b>Total</b>	<b>0.00</b>	<b>0</b>	<b>0</b>	<b>15,000,000</b>	<b>15,000,000</b>	
<b>DEPARTMENT CORE REQUEST</b>							
	TRF	0.00	0	0	15,000,000	15,000,000	
	<b>Total</b>	<b>0.00</b>	<b>0</b>	<b>0</b>	<b>15,000,000</b>	<b>15,000,000</b>	
<b>GOVERNOR'S RECOMMENDED CORE</b>							
	TRF	0.00	0	0	15,000,000	15,000,000	
	<b>Total</b>	<b>0.00</b>	<b>0</b>	<b>0</b>	<b>15,000,000</b>	<b>15,000,000</b>	

**DECISION ITEM SUMMARY**

<b>Budget Unit</b>								
<b>Decision Item</b>	<b>FY 2019</b>	<b>FY 2019</b>	<b>FY 2020</b>	<b>FY 2020</b>	<b>FY 2021</b>	<b>FY 2021</b>	<b>*****</b>	<b>*****</b>
<b>Budget Object Summary</b>	<b>ACTUAL</b>	<b>ACTUAL</b>	<b>BUDGET</b>	<b>BUDGET</b>	<b>DEPT REQ</b>	<b>DEPT REQ</b>	<b>SECURED</b>	<b>SECURED</b>
<b>Fund</b>	<b>DOLLAR</b>	<b>FTE</b>	<b>DOLLAR</b>	<b>FTE</b>	<b>DOLLAR</b>	<b>FTE</b>	<b>COLUMN</b>	<b>COLUMN</b>
<b>COLLECTION PAYMENTS TRANSFER</b>								
<b>CORE</b>								
FUND TRANSFERS								
FEDERAL STUDENT LOAN RESERVE	2,526,903	0.00	15,000,000	0.00	15,000,000	0.00	0	0.00
TOTAL - TRF	2,526,903	0.00	15,000,000	0.00	15,000,000	0.00	0	0.00
<b>TOTAL</b>	<b>2,526,903</b>	<b>0.00</b>	<b>15,000,000</b>	<b>0.00</b>	<b>15,000,000</b>	<b>0.00</b>	<b>0</b>	<b>0.00</b>
<b>GRAND TOTAL</b>	<b>\$2,526,903</b>	<b>0.00</b>	<b>\$15,000,000</b>	<b>0.00</b>	<b>\$15,000,000</b>	<b>0.00</b>	<b>\$0</b>	<b>0.00</b>

**DECISION ITEM DETAIL**

Budget Unit	FY 2019	FY 2019	FY 2020	FY 2020	FY 2021	FY 2021	*****	*****
Decision Item	ACTUAL	ACTUAL	BUDGET	BUDGET	DEPT REQ	DEPT REQ	SECURED	SECURED
Budget Object Class	DOLLAR	FTE	DOLLAR	FTE	DOLLAR	FTE	COLUMN	COLUMN
<b>COLLECTION PAYMENTS TRANSFER</b>								
<b>CORE</b>								
TRANSFERS OUT	2,526,903	0.00	15,000,000	0.00	15,000,000	0.00	0	0.00
<b>TOTAL - TRF</b>	<b>2,526,903</b>	<b>0.00</b>	<b>15,000,000</b>	<b>0.00</b>	<b>15,000,000</b>	<b>0.00</b>	<b>0</b>	<b>0.00</b>
<b>GRAND TOTAL</b>	<b>\$2,526,903</b>	<b>0.00</b>	<b>\$15,000,000</b>	<b>0.00</b>	<b>\$15,000,000</b>	<b>0.00</b>	<b>\$0</b>	<b>0.00</b>
GENERAL REVENUE	\$0	0.00	\$0	0.00	\$0	0.00		0.00
FEDERAL FUNDS	\$0	0.00	\$0	0.00	\$0	0.00		0.00
OTHER FUNDS	\$2,526,903	0.00	\$15,000,000	0.00	\$15,000,000	0.00		0.00

**CORE DECISION ITEM**

<b>Department of Higher Education and Workforce Development</b>	<b>Budget Unit</b>	<u>55717C</u>
<b>Division of Student Loan Program</b>		
<b>Core - Federal Student Loan Reserve Fund</b>	<b>HB Section</b>	<u>3.115</u>

**1. CORE FINANCIAL SUMMARY**

	FY 2021 Budget Request						FY 2021 Governor's Recommendation				
	GR	Federal	Other	Total	E		GR	Federal	Other	Total	E
PS	0	0	0	0	0	PS	0	0	0	0	0
EE	0	0	0	0	0	EE	0	0	0	0	0
PSD	0	0	120,000,000	120,000,000		PSD	0	0	0	0	0
TRF	0	0	0	0		TRF	0	0	0	0	0
<b>Total</b>	<b>0</b>	<b>0</b>	<b>120,000,000</b>	<b>120,000,000</b>		<b>Total</b>	<b>0</b>	<b>0</b>	<b>0</b>	<b>0</b>	<b>0</b>
<b>FTE</b>	<b>0.00</b>	<b>0.00</b>	<b>0.00</b>	<b>0.00</b>		<b>FTE</b>	<b>0.00</b>	<b>0.00</b>	<b>0.00</b>	<b>0.00</b>	
<i>Est. Fringe</i>	0	0	0	0		<i>Est. Fringe</i>	0	0	0	0	
<i>Note: Fringes budgeted in House Bill 5 except for certain fringes budgeted directly to MoDOT, Highway Patrol, and Conservation.</i>						<i>Note: Fringes budgeted in House Bill 5 except for certain fringes budgeted directly to MoDOT, Highway Patrol, and Conservation.</i>					

Other Funds: Federal Student Loan Reserve Fund (0881)

Other Funds:

**2. CORE DESCRIPTION**

This fund is used to purchase loans from lenders and reimburse monies to the federal government as necessary. The United States Department of Education (USDE) requires the MDHEWD to purchase eligible loans from lenders within 45 to 90 days of the date a lender submits the purchase request. If the MDHEWD cannot purchase loans timely due to inadequate appropriation authority, the USDE will not reimburse the MDHEWD for the loan purchases and may revoke the MDHEWD's authority to act as a guaranty agency for the Federal Family Education Loan Program.

Because of the Healthcare and Education Affordability Reconciliation Act enacted March 30, 2010 (Public Law 111-152), the authority to make or insure new loans under the FFEL Program ended June 30, 2010 as subsequent loans are disbursed through the Federal Direct Loan Program. The MDHEWD will continue to purchase existing MDHEWD-guaranteed loans held by FFEL Program lenders. The MDHEWD expects purchases of loans from lenders to continue to decline with no new loan guarantees. An appropriation of \$120,000,000 (federal funds) is required again for fiscal year 2021. The fund is the property of the federal government.

**CORE DECISION ITEM**

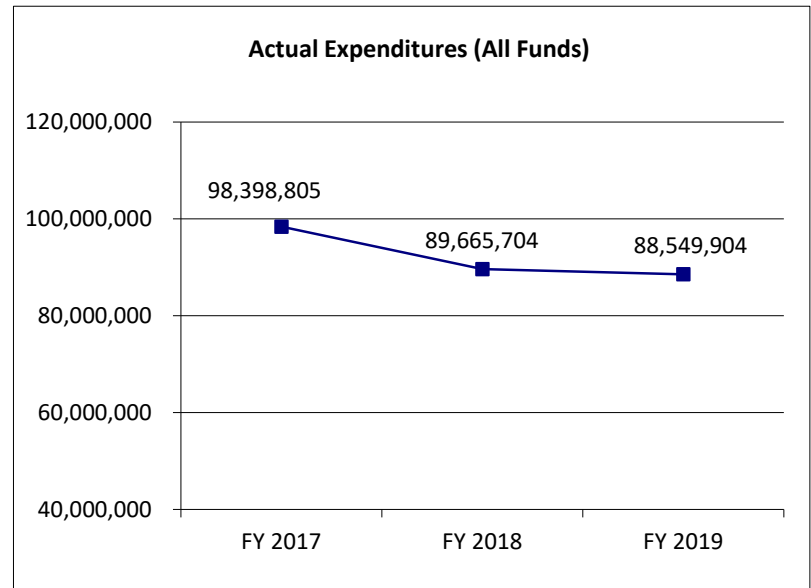
<b>Department of Higher Education and Workforce Development</b>	<b>Budget Unit</b>	<u>55717C</u>
<b>Division of Student Loan Program</b>		
<b>Core - Federal Student Loan Reserve Fund</b>	<b>HB Section</b>	<u>3.115</u>

**3. PROGRAM LISTING (list programs included in this core funding)**

Federal Student Loan Reserve

**4. FINANCIAL HISTORY**

	<b>FY 2017 Actual</b>	<b>FY 2018 Actual</b>	<b>FY 2019 Actual</b>	<b>FY 2020 Current Yr.</b>
Appropriation (All Funds)	160,000,000	120,000,000	120,000,000	120,000,000
Less Reverted (All Funds)	0	0	0	0
Less Restricted (All Funds)	0	0	0	0
Budget Authority (All Funds)	160,000,000	120,000,000	120,000,000	N/A
Actual Expenditures (All Funds)	98,398,805	89,665,704	88,549,904	N/A
Unexpended (All Funds)	61,601,195	30,334,296	31,450,096	N/A
Unexpended, by Fund:				
General Revenue	0	0	0	N/A
Federal	0	0	0	N/A
Other	61,601,195	30,334,296	31,450,096	N/A



Reverted includes the statutory three-percent reserve amount (when applicable).

Restricted includes any Governor's Expenditure Restrictions which remained at the end of the fiscal year (when applicable).

**NOTES:** MDHEWD expects purchases of loans from lenders to continue to decline with no new loan guarantees.

**CORE RECONCILIATION DETAIL**

**DEPARTMENT OF HIGHER EDUCATION  
LOAN PROGRAM REVOLVING FUND**

**5. CORE RECONCILIATION DETAIL**

	<b>Budget Class</b>	<b>FTE</b>	<b>GR</b>	<b>Federal</b>	<b>Other</b>	<b>Total</b>	<b>Explanation</b>
<b>TAFP AFTER VETOES</b>							
	PD	0.00	0	0	120,000,000	120,000,000	
	<b>Total</b>	<b>0.00</b>	<b>0</b>	<b>0</b>	<b>120,000,000</b>	<b>120,000,000</b>	
<b>DEPARTMENT CORE REQUEST</b>							
	PD	0.00	0	0	120,000,000	120,000,000	
	<b>Total</b>	<b>0.00</b>	<b>0</b>	<b>0</b>	<b>120,000,000</b>	<b>120,000,000</b>	
<b>GOVERNOR'S RECOMMENDED CORE</b>							
	PD	0.00	0	0	120,000,000	120,000,000	
	<b>Total</b>	<b>0.00</b>	<b>0</b>	<b>0</b>	<b>120,000,000</b>	<b>120,000,000</b>	

**DECISION ITEM SUMMARY**

Budget Unit									
Decision Item	FY 2019	FY 2019	FY 2020	FY 2020	FY 2021	FY 2021	*****	*****	
Budget Object Summary	ACTUAL	ACTUAL	BUDGET	BUDGET	DEPT REQ	DEPT REQ	SECURED	SECURED	
Fund	DOLLAR	FTE	DOLLAR	FTE	DOLLAR	FTE	COLUMN	COLUMN	
<b>LOAN PROGRAM REVOLVING FUND</b>									
<b>CORE</b>									
PROGRAM-SPECIFIC									
FEDERAL STUDENT LOAN RESERVE	88,549,904	0.00	120,000,000	0.00	120,000,000	0.00	0	0.00	
TOTAL - PD	88,549,904	0.00	120,000,000	0.00	120,000,000	0.00	0	0.00	
<b>TOTAL</b>	<b>88,549,904</b>	<b>0.00</b>	<b>120,000,000</b>	<b>0.00</b>	<b>120,000,000</b>	<b>0.00</b>	<b>0</b>	<b>0.00</b>	
<b>GRAND TOTAL</b>	<b>\$88,549,904</b>	<b>0.00</b>	<b>\$120,000,000</b>	<b>0.00</b>	<b>\$120,000,000</b>	<b>0.00</b>	<b>\$0</b>	<b>0.00</b>	

**DECISION ITEM DETAIL**

Budget Unit	FY 2019	FY 2019	FY 2020	FY 2020	FY 2021	FY 2021	*****	*****
Decision Item	ACTUAL	ACTUAL	BUDGET	BUDGET	DEPT REQ	DEPT REQ	SECURED	SECURED
Budget Object Class	DOLLAR	FTE	DOLLAR	FTE	DOLLAR	FTE	COLUMN	COLUMN
<b>LOAN PROGRAM REVOLVING FUND</b>								
<b>CORE</b>								
PROGRAM DISTRIBUTIONS	63,632,246	0.00	119,999,999	0.00	119,999,999	0.00	0	0.00
REFUNDS	24,917,658	0.00	1	0.00	1	0.00	0	0.00
<b>TOTAL - PD</b>	<b>88,549,904</b>	<b>0.00</b>	<b>120,000,000</b>	<b>0.00</b>	<b>120,000,000</b>	<b>0.00</b>	<b>0</b>	<b>0.00</b>
<b>GRAND TOTAL</b>	<b>\$88,549,904</b>	<b>0.00</b>	<b>\$120,000,000</b>	<b>0.00</b>	<b>\$120,000,000</b>	<b>0.00</b>	<b>\$0</b>	<b>0.00</b>
GENERAL REVENUE	\$0	0.00	\$0	0.00	\$0	0.00		0.00
FEDERAL FUNDS	\$0	0.00	\$0	0.00	\$0	0.00		0.00
OTHER FUNDS	\$88,549,904	0.00	\$120,000,000	0.00	\$120,000,000	0.00		0.00



**PROGRAM DESCRIPTION**

**Department of Higher Education and Workforce Development**

**HB Section(s): 3.115**

**Program Name: Federal Student Loan Reserve**

**Program is found in the following core budget(s): Federal Student Loan Reserve Fund**

**1a. What strategic priority does this program address?**

Affordability, Access and Success

**1b. What does this program do?**

This appropriation request is part of the Missouri Student Loan Program. These requested funds will be needed to purchase defaulted and discharged student loans from lenders and to return or reimburse monies to the federal government as necessary. The fund balance related to this appropriation is the property of the federal government.

As an agent of the United States Department of Education (USDE), the MDHEWD Student Loan Program insures private commercial banks against loss from defaulted and discharged student loans. Lenders are insured at 97 to 98 percent of the outstanding principal and interest at time of default for defaulted loans, depending on the loan disbursement date and 100 percent for loans discharged due to death, disability, closed school and bankruptcy. MDHEWD must review each claim filed by a lender to ensure the lender has complied with all federal laws and regulations throughout the life of the loan to that point. If the lender fails to comply with all federal and DHE Student Loan Program guidelines, the insurance claim will be denied and the lender loses the federal loan guarantee and must try to collect the loan. In FY 2019, the Student Loan Program reviewed and paid approximately 5500 claims. The MDHEWD Student Loan Program is reinsured by the federal government at 100 percent for all claim types.

After purchasing defaulted loans, MDHEWD attempts to recover the defaulted debt through various collection efforts. The proceeds from defaulted student loan collections are deposited into the Federal Student Loan Reserve Fund and the portion due to the Guaranty Agency Operating Fund is subsequently transferred to that fund.

The enactment of the Healthcare and Education Affordability Reconciliation Act of 2010 (Public Law 111-152) makes it difficult for MDHEWD to predict future claim volume. As a result of the law, MDHEWD no longer has authority to guarantee new federal student loans effective June 30, 2010 as those loans are now disbursed through the Federal Direct Loan Program. MDHEWD will continue to purchase existing MDHEWD-guaranteed loans held by FFEL Program lenders. However, MDHEWD expects purchases of loans from lenders to eventually decline over the next several years with no new loan guarantees.

**PROGRAM DESCRIPTION**

Department of Higher Education and Workforce Development


HB Section(s): 3.115

Program Name: Federal Student Loan Reserve

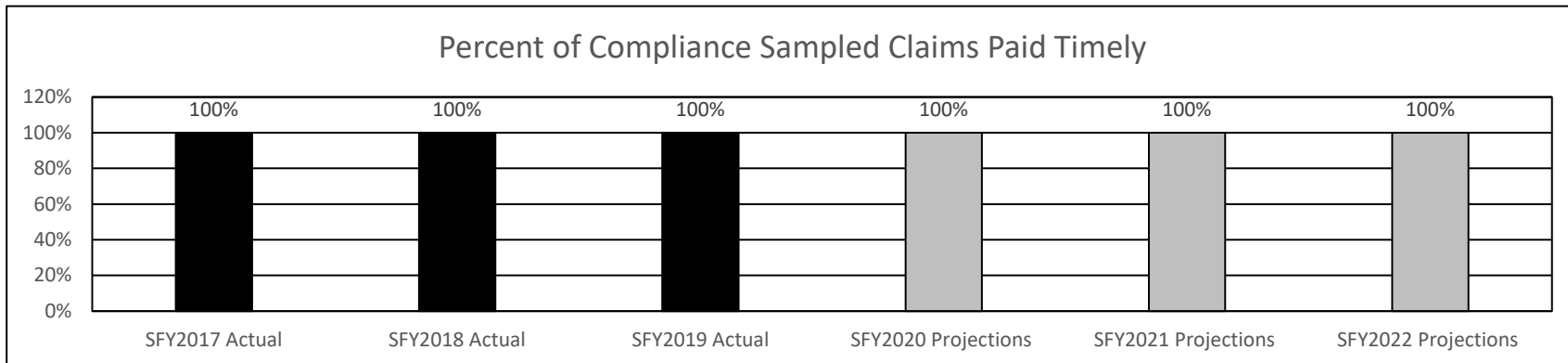
Program is found in the following core budget(s): Federal Student Loan Reserve Fund

**2a. Provide an activity measure(s) for the program.**

MDHEWD measures the number of claims paid to lenders in a given year. There is no baseline goal as all claims received if properly filed must be paid from this fund. This count reflects what gets into our default inventory for us to recover.



**2b. Provide a measure(s) of the program's quality.**



Each month MDHEWD staff review a sample of claims to verify claims are paid timely. This measure demonstrates MDHEWD's efforts to monitor and verify all our claim types are paid accurately, completely and timely within required federal regulations.

**PROGRAM DESCRIPTION**

**Department of Higher Education and Workforce Development**

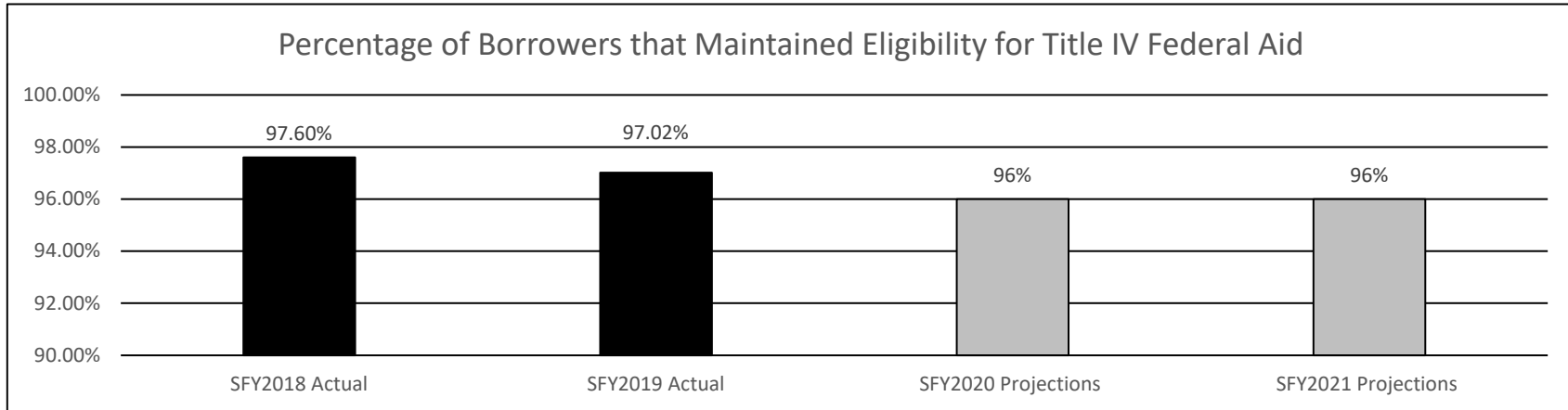
**HB Section(s): 3.115**

**Program Name: Federal Student Loan Reserve**

**Program is found in the following core budget(s): Federal Student Loan Reserve Fund**

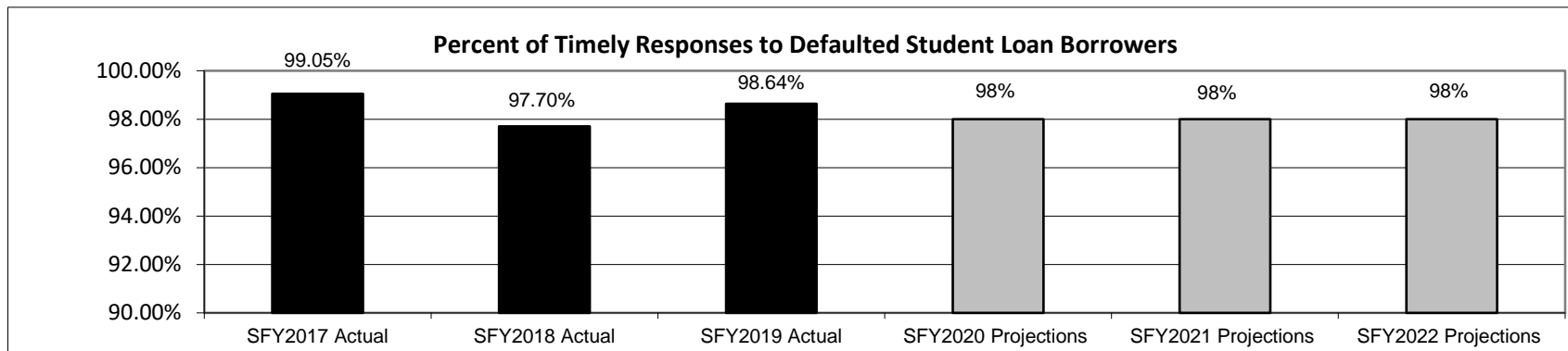
**2c. Provide a measure(s) of the program's impact.**

This measure demonstrates MDHEWD’s impact in helping defaulted borrowers regain eligibility for Title IV financial assistance. Accounts are monitored each month to verify they have maintained eligibility. If a defaulted student loan borrower falls behind in their repayment, MDHEWD makes additional efforts to contact the borrower to encourage them to continue making payments to maintain eligibility. MDHEWD has established a baseline goal to keep 90% of borrowers approved for reinstatement eligible for aid each month.



**2d. Provide a measure(s) of the program's efficiency.**

The MDHEWD call center measures the time it takes to provide a letter to defaulted student loan borrowers who have requested information about their loans. A letter issued within 2 days of the request is considered a timely response. The percent of timely responses is shown in the chart below. The MDHEWD has established a baseline goal for this measure of a 97% timely response rate.



**PROGRAM DESCRIPTION**

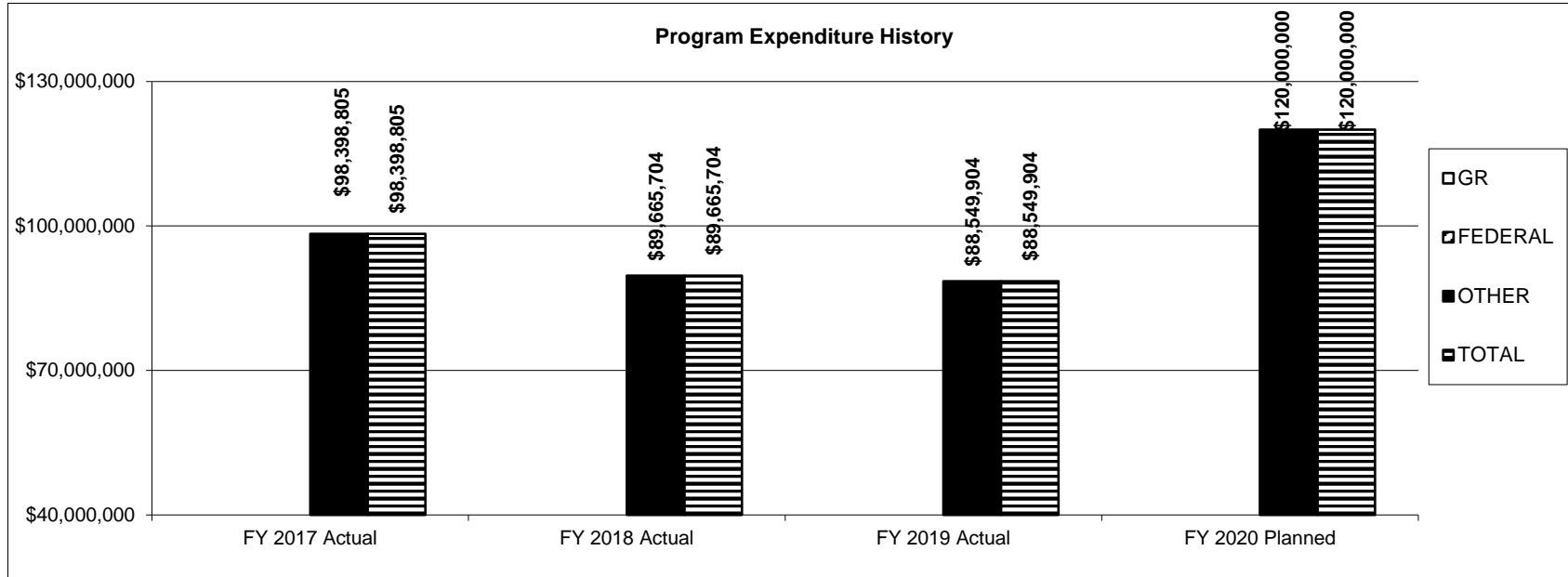
Department of Higher Education and Workforce Development

HB Section(s): 3.115

Program Name: Federal Student Loan Reserve

Program is found in the following core budget(s): Federal Student Loan Reserve Fund

3. Provide actual expenditures for the prior three fiscal years and planned expenditures for the current fiscal year. (Note: Amounts do not include fringe benefit costs.)



4. What are the sources of the "Other " funds?

Federal Student Loan Reserve Fund (0881)

5. What is the authorization for this program, i.e., federal or state statute, etc.? (Include the federal program number, if applicable.)

Federal Higher Education Act of 1965, as amended, 20 U.S.C. 1071, et seq.; 34 C.F.R. Parts 658 and 682; Sections 173.095 - 173.187, RSMo

6. Are there federal matching requirements? If yes, please explain.

No

7. Is this a federally mandated program? If yes, please explain.

No

**CORE DECISION ITEM**

**Department of Higher Education and Workforce Development**  
**Division of Student Loan Program**  
**Core - Tax Refund Offset**

**Budget Unit** 55720C  
**HB Section** 3.120

**1. CORE FINANCIAL SUMMARY**

	FY 2021 Budget Request			
	GR	Federal	Other	Total
PS	0	0	0	0
EE	0	0	0	0
PSD	0	0	0	0
TRF	0	0	750,000	750,000
<b>Total</b>	<b>0</b>	<b>0</b>	<b>750,000</b>	<b>750,000</b>
<b>FTE</b>	<b>0.00</b>	<b>0.00</b>	<b>0.00</b>	<b>0.00</b>

	FY 2021 Governor's Recommendation			
	GR	Federal	Other	Total
PS	0	0	0	0
EE	0	0	0	0
PSD	0	0	0	0
TRF	0	0	0	0
<b>Total</b>	<b>0</b>	<b>0</b>	<b>0</b>	<b>0</b>
<b>FTE</b>	<b>0.00</b>	<b>0.00</b>	<b>0.00</b>	<b>0.00</b>

<i>Est. Fringe</i>	0	0	0	0
--------------------	---	---	---	---

<i>Est. Fringe</i>	0	0	0	0
--------------------	---	---	---	---

*Note: Fringes budgeted in House Bill 5 except for certain fringes budgeted directly to MoDOT, Highway Patrol, and Conservation.*

*Note: Fringes budgeted in House Bill 5 except for certain fringes budgeted directly to MoDOT, Highway Patrol, and Conservation.*

Other Funds: Debt Offset Escrow (0753)

Other Funds:

**2. CORE DESCRIPTION**

This request for an appropriation of \$750,000 is necessary to enable the MDHEWD to transfer defaulted borrowers' state income tax refunds to its Federal Fund. This appropriation request is part of the MDHEWD Student Loan Program. Section 143.781, RSMo, authorizes the MDHEWD to make tax refund offsets against debts owed to the state agency.

**CORE DECISION ITEM**

**Department of Higher Education and Workforce Development**  
**Division of Student Loan Program**  
**Core - Tax Refund Offset**

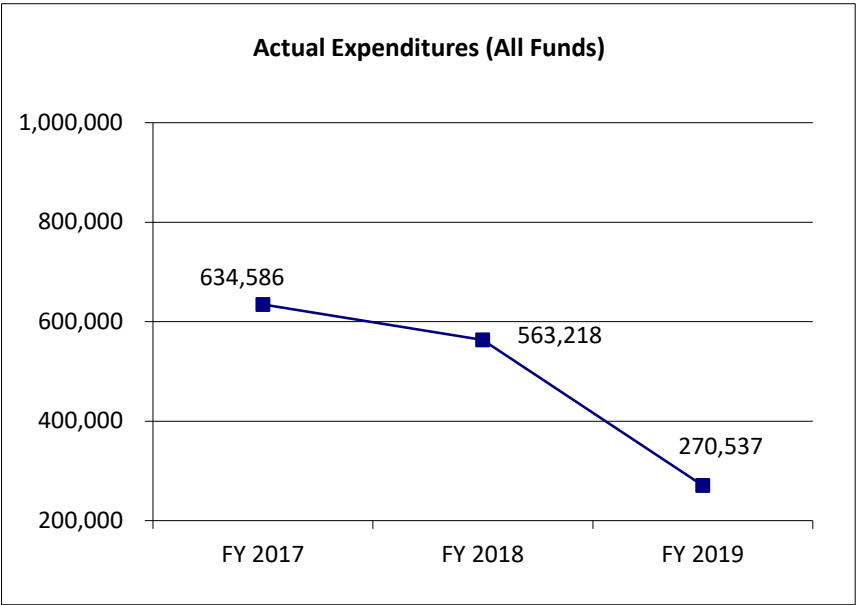
**Budget Unit** 55720C  
**HB Section** 3.120

**3. PROGRAM LISTING (list programs included in this core funding)**

Loan Program Tax Refund Offset

**4. FINANCIAL HISTORY**

	<u>FY 2017</u>	<u>FY 2018</u>	<u>FY 2019</u>	<u>FY 2020</u>
	<u>Actual</u>	<u>Actual</u>	<u>Actual</u>	<u>Current Yr.</u>
Appropriation (All Funds)	750,000	750,000	750,000	750,000
Less Reverted (All Funds)	0	0	0	0
Less Restricted (All Funds)	0	0	0	0
Budget Authority (All Funds)	750,000	750,000	750,000	N/A
Actual Expenditures (All Funds)	634,586	563,218	270,537	N/A
Unexpended (All Funds)	115,414	186,782	479,463	N/A
Unexpended, by Fund:				
General Revenue	0	0	0	N/A
Federal	0	0	0	N/A
Other	115,414	186,782	479,463	N/A



Reverted includes the statutory three-percent reserve amount (when applicable).

Restricted includes any Governor's Expenditure Restrictions which remained at the end of the fiscal year (when applicable).

**NOTES:** (1) In FY 19, Department of Revenue was still trying to implement their new Debt Offset program, which caused delays in Debt offset processing.

**CORE RECONCILIATION DETAIL**

---

**DEPARTMENT OF HIGHER EDUCATION  
LOAN PROGRAM TAX REFUND OFFSE**

**5. CORE RECONCILIATION DETAIL**

---

	<b>Budget Class</b>	<b>FTE</b>	<b>GR</b>	<b>Federal</b>	<b>Other</b>	<b>Total</b>	<b>Explanation</b>
<b>TAFP AFTER VETOES</b>							
	TRF	0.00	0	0	750,000	750,000	
	<b>Total</b>	<b>0.00</b>	<b>0</b>	<b>0</b>	<b>750,000</b>	<b>750,000</b>	
<b>DEPARTMENT CORE REQUEST</b>							
	TRF	0.00	0	0	750,000	750,000	
	<b>Total</b>	<b>0.00</b>	<b>0</b>	<b>0</b>	<b>750,000</b>	<b>750,000</b>	
<b>GOVERNOR'S RECOMMENDED CORE</b>							
	TRF	0.00	0	0	750,000	750,000	
	<b>Total</b>	<b>0.00</b>	<b>0</b>	<b>0</b>	<b>750,000</b>	<b>750,000</b>	

**DECISION ITEM SUMMARY**

Budget Unit									
Decision Item	FY 2019	FY 2019	FY 2020	FY 2020	FY 2021	FY 2021	*****	*****	
Budget Object Summary	ACTUAL	ACTUAL	BUDGET	BUDGET	DEPT REQ	DEPT REQ	SECURED	SECURED	
Fund	DOLLAR	FTE	DOLLAR	FTE	DOLLAR	FTE	COLUMN	COLUMN	
<b>LOAN PROGRAM TAX REFUND OFFSE</b>									
<b>CORE</b>									
FUND TRANSFERS									
DEBT OFFSET ESCROW	270,537	0.00	750,000	0.00	750,000	0.00	0	0.00	
TOTAL - TRF	270,537	0.00	750,000	0.00	750,000	0.00	0	0.00	
<b>TOTAL</b>	<b>270,537</b>	<b>0.00</b>	<b>750,000</b>	<b>0.00</b>	<b>750,000</b>	<b>0.00</b>	<b>0</b>	<b>0.00</b>	
<b>GRAND TOTAL</b>	<b>\$270,537</b>	<b>0.00</b>	<b>\$750,000</b>	<b>0.00</b>	<b>\$750,000</b>	<b>0.00</b>	<b>\$0</b>	<b>0.00</b>	



**DECISION ITEM DETAIL**

Budget Unit	FY 2019	FY 2019	FY 2020	FY 2020	FY 2021	FY 2021	*****	*****
Decision Item	ACTUAL	ACTUAL	BUDGET	BUDGET	DEPT REQ	DEPT REQ	SECURED	SECURED
Budget Object Class	DOLLAR	FTE	DOLLAR	FTE	DOLLAR	FTE	COLUMN	COLUMN
<b>LOAN PROGRAM TAX REFUND OFFSE</b>								
<b>CORE</b>								
TRANSFERS OUT	270,537	0.00	750,000	0.00	750,000	0.00	0	0.00
<b>TOTAL - TRF</b>	<b>270,537</b>	<b>0.00</b>	<b>750,000</b>	<b>0.00</b>	<b>750,000</b>	<b>0.00</b>	<b>0</b>	<b>0.00</b>
<b>GRAND TOTAL</b>	<b>\$270,537</b>	<b>0.00</b>	<b>\$750,000</b>	<b>0.00</b>	<b>\$750,000</b>	<b>0.00</b>	<b>\$0</b>	<b>0.00</b>
GENERAL REVENUE	\$0	0.00	\$0	0.00	\$0	0.00		0.00
FEDERAL FUNDS	\$0	0.00	\$0	0.00	\$0	0.00		0.00
OTHER FUNDS	\$270,537	0.00	\$750,000	0.00	\$750,000	0.00		0.00

**CORE DECISION ITEM**

<b>Department of Higher Education and Workforce Development</b>	<b>Budget Unit</b>	<u>55732C</u>
<b>Division of Student Loan Program</b>		
<b>Core - Transfer to Federal Student Loan Reserve Fund</b>	<b>HB Section</b>	<u>3.125</u>

**1. CORE FINANCIAL SUMMARY**

	FY 2021 Budget Request						FY 2021 Governor's Recommendation				
	GR	Federal	Other	Total	E		GR	Federal	Other	Total	E
TRF	0	0	1,000,000	1,000,000		TRF	0	0	0	0	
<b>Total</b>	<b>0</b>	<b>0</b>	<b>1,000,000</b>	<b>1,000,000</b>		<b>Total</b>	<b>0</b>	<b>0</b>	<b>0</b>	<b>0</b>	
FTE	0.00	0.00	0.00	0.00		FTE	0.00	0.00	0.00	0.00	

<i>Est. Fringe</i>	0	0	0	0
<i>Note: Fringes budgeted in House Bill 5 except for certain fringes budgeted directly to MoDOT, Highway Patrol, and Conservation.</i>				

<i>Est. Fringe</i>	0	0	0	0
<i>Note: Fringes budgeted in House Bill 5 except for certain fringes budgeted directly to MoDOT, Highway Patrol, and Conservation.</i>				

Other Funds: Guaranty Agency Operating Fund (0880)

Other Funds:

**2. CORE DESCRIPTION**

The Higher Education Amendments (HEA) of 1998 require guaranty agencies to deposit certain percentages of payments received from defaulted borrowers into the Federal Reserve Fund, which is the property of the federal government. All amounts collected from defaulted borrowers are first deposited into the Federal Reserve Fund, with MDHEWD's portion transferred out into the Guaranty Agency Operating Fund. Due to reconciling items, it is sometimes necessary to transfer funds back to the Federal Fund. In addition, the HEA also requires the MDHEWD to ensure that the Federal Reserve Fund has cash flow sufficient to pay claims to lenders and meet federally mandated reserve levels, so at times it may be necessary to transfer an amount from the Guaranty Agency Operating Fund (0880) to the Federal Fund to maintain the minimum reserve level.

Although this appropriation is infrequently used, this request for transfer appropriation authority of \$1,000,000 is necessary to ensure federal compliance in the event that the MDHEWD is required to transfer money to the Federal Reserve Fund from the Guaranty Operating Fund in order to make adjustments to collections from defaulted borrowers and to ensure that the Federal Fund transfers may be necessary has sufficient cash flow to meet obligations and minimum reserve levels.

**CORE DECISION ITEM**

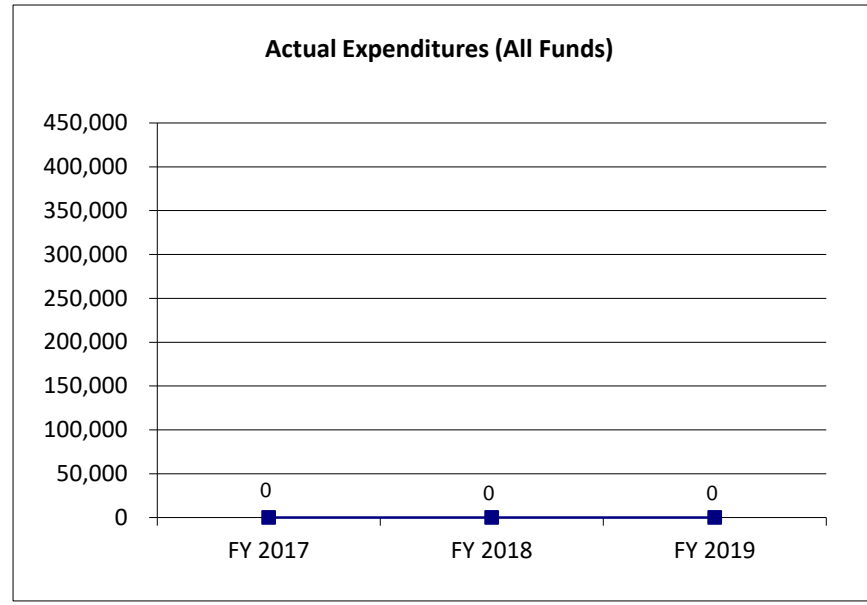
<b>Department of Higher Education and Workforce Development</b>	<b>Budget Unit</b>	<u>55732C</u>
<b>Division of Student Loan Program</b>		
<b>Core - Transfer to Federal Student Loan Reserve Fund</b>	<b>HB Section</b>	<u>3.125</u>

**3. PROGRAM LISTING (list programs included in this core funding)**

Federal Student Loan Reserve

**4. FINANCIAL HISTORY**

	<b>FY 2017</b>	<b>FY 2018</b>	<b>FY 2019</b>	<b>FY 2020</b>
	<b>Actual</b>	<b>Actual</b>	<b>Actual</b>	<b>Current Yr.</b>
Appropriation (All Funds)	1,000,000	1,000,000	1,000,000	1,000,000
Less Reverted (All Funds)	0	0	0	0
Less Restricted (All Funds)	0	0	0	0
Budget Authority (All Funds)	1,000,000	1,000,000	1,000,000	N/A
Actual Expenditures (All Funds)	0	0	0	N/A
Unexpended (All Funds)	1,000,000	1,000,000	1,000,000	N/A
Unexpended, by Fund:				
General Revenue	0	0	0	N/A
Federal	0	0	0	N/A
Other	1,000,000	1,000,000	1,000,000	N/A



Reverted includes the statutory three-percent reserve amount (when applicable).

Restricted includes any Governor's Expenditure Restrictions which remained at the end of the fiscal year (when applicable).

**NOTES:**

**CORE RECONCILIATION DETAIL**

**DEPARTMENT OF HIGHER EDUCATION  
GUARANTY AGENCY OPER-TRANSFER**

**5. CORE RECONCILIATION DETAIL**

	<b>Budget Class</b>	<b>FTE</b>	<b>GR</b>	<b>Federal</b>	<b>Other</b>	<b>Total</b>	<b>Explanation</b>
<b>TAFP AFTER VETOES</b>							
	TRF	0.00	0	0	1,000,000	1,000,000	
	<b>Total</b>	<b>0.00</b>	<b>0</b>	<b>0</b>	<b>1,000,000</b>	<b>1,000,000</b>	
<b>DEPARTMENT CORE REQUEST</b>							
	TRF	0.00	0	0	1,000,000	1,000,000	
	<b>Total</b>	<b>0.00</b>	<b>0</b>	<b>0</b>	<b>1,000,000</b>	<b>1,000,000</b>	
<b>GOVERNOR'S RECOMMENDED CORE</b>							
	TRF	0.00	0	0	1,000,000	1,000,000	
	<b>Total</b>	<b>0.00</b>	<b>0</b>	<b>0</b>	<b>1,000,000</b>	<b>1,000,000</b>	

**DECISION ITEM SUMMARY**

<b>Budget Unit</b>								
<b>Decision Item</b>	<b>FY 2019</b>	<b>FY 2019</b>	<b>FY 2020</b>	<b>FY 2020</b>	<b>FY 2021</b>	<b>FY 2021</b>	<b>*****</b>	<b>*****</b>
<b>Budget Object Summary</b>	<b>ACTUAL</b>	<b>ACTUAL</b>	<b>BUDGET</b>	<b>BUDGET</b>	<b>DEPT REQ</b>	<b>DEPT REQ</b>	<b>SECURED</b>	<b>SECURED</b>
<b>Fund</b>	<b>DOLLAR</b>	<b>FTE</b>	<b>DOLLAR</b>	<b>FTE</b>	<b>DOLLAR</b>	<b>FTE</b>	<b>COLUMN</b>	<b>COLUMN</b>
<b>GUARANTY AGENCY OPER-TRANSFER</b>								
<b>CORE</b>								
FUND TRANSFERS								
GUARANTY AGENCY OPERATING	0	0.00	1,000,000	0.00	1,000,000	0.00	0	0.00
TOTAL - TRF	0	0.00	1,000,000	0.00	1,000,000	0.00	0	0.00
<b>TOTAL</b>	<b>0</b>	<b>0.00</b>	<b>1,000,000</b>	<b>0.00</b>	<b>1,000,000</b>	<b>0.00</b>	<b>0</b>	<b>0.00</b>
<b>GRAND TOTAL</b>	<b>\$0</b>	<b>0.00</b>	<b>\$1,000,000</b>	<b>0.00</b>	<b>\$1,000,000</b>	<b>0.00</b>	<b>\$0</b>	<b>0.00</b>

**DECISION ITEM DETAIL**

Budget Unit	FY 2019	FY 2019	FY 2020	FY 2020	FY 2021	FY 2021	*****	*****
Decision Item	ACTUAL	ACTUAL	BUDGET	BUDGET	DEPT REQ	DEPT REQ	SECURED	SECURED
Budget Object Class	DOLLAR	FTE	DOLLAR	FTE	DOLLAR	FTE	COLUMN	COLUMN
<b>GUARANTY AGENCY OPER-TRANSFER</b>								
<b>CORE</b>								
TRANSFERS OUT	0	0.00	1,000,000	0.00	1,000,000	0.00	0	0.00
<b>TOTAL - TRF</b>	<b>0</b>	<b>0.00</b>	<b>1,000,000</b>	<b>0.00</b>	<b>1,000,000</b>	<b>0.00</b>	<b>0</b>	<b>0.00</b>
<b>GRAND TOTAL</b>	<b>\$0</b>	<b>0.00</b>	<b>\$1,000,000</b>	<b>0.00</b>	<b>\$1,000,000</b>	<b>0.00</b>	<b>\$0</b>	<b>0.00</b>
GENERAL REVENUE	\$0	0.00	\$0	0.00	\$0	0.00		0.00
FEDERAL FUNDS	\$0	0.00	\$0	0.00	\$0	0.00		0.00
OTHER FUNDS	\$0	0.00	\$1,000,000	0.00	\$1,000,000	0.00		0.00

**CORE DECISION ITEM**

<b>Department of Higher Education and Workforce Development</b>	<b>Budget Unit</b> <u>55763C, 55766C, 55762C</u>
<b>Office of Workforce Development</b>	
<b>Core: Workforce Development Administration</b>	<b>HB Section</b> <u>3.155</u>

**1. CORE FINANCIAL SUMMARY**

	FY 2021 Budget Request				FY 2021 Governor's Recommendation			
	GR	Federal	Other	Total	GR	Fed	Other	Total
<b>PS</b>	0	16,043,432	0	16,043,432	0	0	0	0
<b>EE</b>	0	2,842,901	0	2,842,901	0	0	0	0
<b>PSD</b>	0	595,266	0	595,266	0	0	0	0
<b>TRF</b>	0	0	0	0	0	0	0	0
<b>Total</b>	<b>0</b>	<b>19,481,599</b>	<b>0</b>	<b>19,481,599</b>	<b>0</b>	<b>0</b>	<b>0</b>	<b>0</b>
<b>FTE</b>	<b>0.00</b>	<b>321.99</b>	<b>0.00</b>	<b>321.99</b>	<b>0.00</b>	<b>0.00</b>	<b>0.00</b>	<b>0.00</b>

<b>Est. Fringe</b>	0	4,888,434	0	4,888,434
--------------------	---	-----------	---	-----------

*Note: Fringes budgeted in House Bill 5 except for certain fringes budgeted directly to MoDOT, Highway Patrol, and Conservation.*

<b>Est. Fringe</b>	0	0	0	0
--------------------	---	---	---	---

*Note: Fringes budgeted in House Bill 5 except for certain fringes budgeted directly to MoDOT, Highway Patrol, and Conservation.*

Other Funds:  
Note:

Other Funds:  
Note:

**2. CORE DESCRIPTION**

Office of Workforce Development (OWD) administers employment and training programs authorized and funded by the federal government. The funds are provided to carry out programs required by the Workforce Innovation and Opportunity Act, the Wagner-Peyser Act, the Trade Adjustment Assistance Act, Veterans' Employment and Training Services, and other federal employment and training programs that complement the workforce system. The programs and services provided through these funding sources include, but are not limited to, job search assistance to connect job seekers with employment opportunities, job preparation activities, work based learning and skill training for eligible adults, dislocated workers, veterans, UI claimants, and youth. This core also includes funding for the Show Me Heroes Program which promotes the hiring of veterans and provides on-the-job training opportunities to military and National Guard members returned from deployment or separated from active duty.

**3. PROGRAM LISTING (list programs included in this core funding)**

Workforce Administration

**CORE DECISION ITEM**

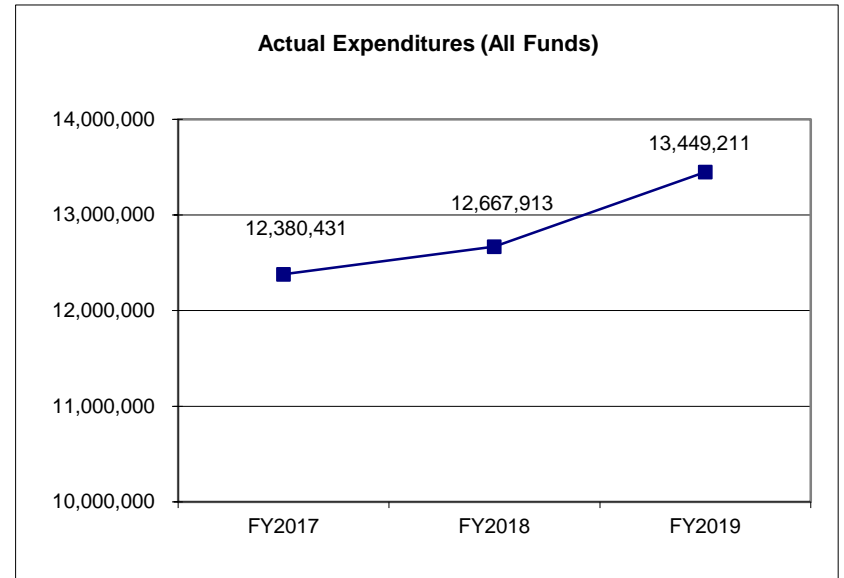
**Department of Higher Education and Workforce Development**  
**Office of Workforce Development**  
**Core: Workforce Development Administration**

**Budget Unit** 55763C, 55766C, 55762C

**HB Section** 3.155

**4. FINANCIAL HISTORY**

	<u>FY2017 Actual</u>	<u>FY2018 Actual</u>	<u>FY2019 Actual</u>	<u>FY2020 Current Yr.</u>
Appropriation (All Funds)	21,888,061	19,888,111	20,024,643	19,461,101
Less Reverted (All Funds)	0	0	0	0
Less Restricted (All Funds)*	0	0	0	0
Budget Authority (All Funds)	21,888,061	19,888,111	20,024,643	19,461,101
Actual Expenditures (All Funds)	12,380,431	12,667,913	13,449,211	N/A
Unexpended (All Funds)	9,507,630	7,220,198	6,575,432	N/A
Unexpended, by Fund:				
General Revenue	0	0	0	N/A
Federal	9,156,866	9,263,555	6,073,436	N/A
Other	144,944	244,075	501,995	N/A
	(1)	(1)	(1)	



Reverted includes Governor's standard 3 percent reserve (when applicable).  
 Restricted includes any extraordinary expenditure restriction (when applicable).

**NOTES:** (1) Lapse due to vacancies and reductions in PS expenditures due to retirements.



**CORE RECONCILIATION DETAIL**

**DEPARTMENT OF HIGHER EDUCATION  
WORKFORCE DEVELOPMENT**

**5. CORE RECONCILIATION DETAIL**

				<b>Budget Class</b>	<b>FTE</b>	<b>GR</b>	<b>Federal</b>	<b>Other</b>	<b>Total</b>	<b>Explanation</b>
<b>TAFP AFTER VETOES</b>										
				PS	319.45	0	15,763,126	0	15,763,126	
				EE	0.00	0	2,822,403	0	2,822,403	
				PD	0.00	0	595,226	0	595,226	
				<b>Total</b>	<b>319.45</b>	<b>0</b>	<b>19,180,755</b>	<b>0</b>	<b>19,180,755</b>	
<b>DEPARTMENT CORE ADJUSTMENTS</b>										
Core Reallocation	2110	5160		PS	2.54	0	280,306	0	280,306	Dollars and FTE re-allocated from Admin Svs and made corrections required as a result of the reorganization and cost allocation efforts for the new department.
Core Reallocation	2164	5161		EE	0.00	0	20,498	0	20,498	Re-allocated FY20 Mileage Core
<b>NET DEPARTMENT CHANGES</b>					<b>2.54</b>	<b>0</b>	<b>300,804</b>	<b>0</b>	<b>300,804</b>	
<b>DEPARTMENT CORE REQUEST</b>										
				PS	321.99	0	16,043,432	0	16,043,432	
				EE	0.00	0	2,842,901	0	2,842,901	
				PD	0.00	0	595,226	0	595,226	
				<b>Total</b>	<b>321.99</b>	<b>0</b>	<b>19,481,559</b>	<b>0</b>	<b>19,481,559</b>	
<b>GOVERNOR'S RECOMMENDED CORE</b>										
				PS	321.99	0	16,043,432	0	16,043,432	
				EE	0.00	0	2,842,901	0	2,842,901	
				PD	0.00	0	595,226	0	595,226	
				<b>Total</b>	<b>321.99</b>	<b>0</b>	<b>19,481,559</b>	<b>0</b>	<b>19,481,559</b>	

**CORE RECONCILIATION DETAIL**

**DEPARTMENT OF HIGHER EDUCATION  
ADMINISTRATIVE SERVICES**

**5. CORE RECONCILIATION DETAIL**

	<b>Budget Class</b>	<b>FTE</b>	<b>GR</b>	<b>Federal</b>	<b>Other</b>	<b>Total</b>	<b>Explanation</b>
<b>TAFP AFTER VETOES</b>							
	PS	5.00	0	227,060	0	227,060	
	<b>Total</b>	<b>5.00</b>	<b>0</b>	<b>227,060</b>	<b>0</b>	<b>227,060</b>	
<b>DEPARTMENT CORE ADJUSTMENTS</b>							
Core Reallocation	2051 5157	PS	(5.00)	0	(227,060)	0	(227,060) Re-allocated \$227,060 and 2.54 FTE to Workforce Dev core and 2.46 FTE to MERIC core as a result of the cost allocation efforts for the new department.
<b>NET DEPARTMENT CHANGES</b>		<b>(5.00)</b>	<b>0</b>	<b>(227,060)</b>	<b>0</b>	<b>(227,060)</b>	
<b>DEPARTMENT CORE REQUEST</b>							
	PS	(0.00)	0	0	0	0	
	<b>Total</b>	<b>(0.00)</b>	<b>0</b>	<b>0</b>	<b>0</b>	<b>0</b>	
<b>GOVERNOR'S RECOMMENDED CORE</b>							
	PS	(0.00)	0	0	0	0	
	<b>Total</b>	<b>(0.00)</b>	<b>0</b>	<b>0</b>	<b>0</b>	<b>0</b>	

**CORE RECONCILIATION DETAIL**

**DEPARTMENT OF HIGHER EDUCATION  
MARKETING**

**5. CORE RECONCILIATION DETAIL**

	Budget Class	FTE	GR	Federal	Other	Total	Explanation
<b>TAFP AFTER VETOES</b>							
	PS	0.26	0	53,246	0	53,246	
	<b>Total</b>	<b>0.26</b>	<b>0</b>	<b>53,246</b>	<b>0</b>	<b>53,246</b>	
<b>DEPARTMENT CORE ADJUSTMENTS</b>							
Core Reallocation	2251 5159 PS	(0.26)	0	(53,246)	0	(53,246)	Re-allocated \$53,246 to Workforce Dev core and .26 FTE to MERIC core as a result of the cost allocation efforts for the new department.
<b>NET DEPARTMENT CHANGES</b>		<b>(0.26)</b>	<b>0</b>	<b>(53,246)</b>	<b>0</b>	<b>(53,246)</b>	
<b>DEPARTMENT CORE REQUEST</b>							
	PS	0.00	0	0	0	0	
	<b>Total</b>	<b>0.00</b>	<b>0</b>	<b>0</b>	<b>0</b>	<b>0</b>	
<b>GOVERNOR'S RECOMMENDED CORE</b>							
	PS	0.00	0	0	0	0	
	<b>Total</b>	<b>0.00</b>	<b>0</b>	<b>0</b>	<b>0</b>	<b>0</b>	

**DECISION ITEM SUMMARY**

Budget Unit									
Decision Item	FY 2019	FY 2019	FY 2020	FY 2020	FY 2021	FY 2021	*****	*****	
Budget Object Summary	ACTUAL	ACTUAL	BUDGET	BUDGET	DEPT REQ	DEPT REQ	SECURED	SECURED	
Fund	DOLLAR	FTE	DOLLAR	FTE	DOLLAR	FTE	COLUMN	COLUMN	
<b>WORKFORCE DEVELOPMENT</b>									
<b>CORE</b>									
PERSONAL SERVICES									
DIV JOB DEVELOPMENT & TRAINING	0	0.00	15,763,126	319.45	16,043,432	321.99	0	0.00	
TOTAL - PS	0	0.00	15,763,126	319.45	16,043,432	321.99	0	0.00	
EXPENSE & EQUIPMENT									
DIV JOB DEVELOPMENT & TRAINING	0	0.00	2,822,403	0.00	2,842,901	0.00	0	0.00	
TOTAL - EE	0	0.00	2,822,403	0.00	2,842,901	0.00	0	0.00	
PROGRAM-SPECIFIC									
DIV JOB DEVELOPMENT & TRAINING	0	0.00	95,226	0.00	95,226	0.00	0	0.00	
SHOW-ME HEROES	0	0.00	500,000	0.00	500,000	0.00	0	0.00	
TOTAL - PD	0	0.00	595,226	0.00	595,226	0.00	0	0.00	
<b>TOTAL</b>	<b>0</b>	<b>0.00</b>	<b>19,180,755</b>	<b>319.45</b>	<b>19,481,559</b>	<b>321.99</b>	<b>0</b>	<b>0.00</b>	
<b>Pay Plan FY20-Cost to Continue - 0000013</b>									
PERSONAL SERVICES									
DIV JOB DEVELOPMENT & TRAINING	0	0.00	0	0.00	236,441	0.00	0	0.00	
TOTAL - PS	0	0.00	0	0.00	236,441	0.00	0	0.00	
<b>TOTAL</b>	<b>0</b>	<b>0.00</b>	<b>0</b>	<b>0.00</b>	<b>236,441</b>	<b>0.00</b>	<b>0</b>	<b>0.00</b>	
<b>Market Adj Pay PI FY20 C-to-C - 0000014</b>									
PERSONAL SERVICES									
DIV JOB DEVELOPMENT & TRAINING	0	0.00	0	0.00	41,980	0.00	0	0.00	
TOTAL - PS	0	0.00	0	0.00	41,980	0.00	0	0.00	
<b>TOTAL</b>	<b>0</b>	<b>0.00</b>	<b>0</b>	<b>0.00</b>	<b>41,980</b>	<b>0.00</b>	<b>0</b>	<b>0.00</b>	
<b>Mileage Reimburse Rate Incr - 0000015</b>									
EXPENSE & EQUIPMENT									
DIV JOB DEVELOPMENT & TRAINING	0	0.00	0	0.00	20,498	0.00	0	0.00	
TOTAL - EE	0	0.00	0	0.00	20,498	0.00	0	0.00	
<b>TOTAL</b>	<b>0</b>	<b>0.00</b>	<b>0</b>	<b>0.00</b>	<b>20,498</b>	<b>0.00</b>	<b>0</b>	<b>0.00</b>	
<b>GRAND TOTAL</b>	<b>\$0</b>	<b>0.00</b>	<b>\$19,180,755</b>	<b>319.45</b>	<b>\$19,780,478</b>	<b>321.99</b>	<b>\$0</b>	<b>0.00</b>	

9/27/19 0:05

im\_disummary

**DECISION ITEM SUMMARY**

Budget Unit									
Decision Item	FY 2019	FY 2019	FY 2020	FY 2020	FY 2021	FY 2021	*****	*****	
Budget Object Summary	ACTUAL	ACTUAL	BUDGET	BUDGET	DEPT REQ	DEPT REQ	SECURED	SECURED	
Fund	DOLLAR	FTE	DOLLAR	FTE	DOLLAR	FTE	COLUMN	COLUMN	
<b>ADMINISTRATIVE SERVICES</b>									
<b>CORE</b>									
PERSONAL SERVICES									
DIV JOB DEVELOPMENT & TRAINING	0	0.00	227,060	5.00	0	0.00	0	0.00	
TOTAL - PS	0	0.00	227,060	5.00	0	0.00	0	0.00	
<b>TOTAL</b>	<b>0</b>	<b>0.00</b>	<b>227,060</b>	<b>5.00</b>	<b>0</b>	<b>0.00</b>	<b>0</b>	<b>0.00</b>	
<b>GRAND TOTAL</b>	<b>\$0</b>	<b>0.00</b>	<b>\$227,060</b>	<b>5.00</b>	<b>\$0</b>	<b>0.00</b>	<b>\$0</b>	<b>0.00</b>	

**DECISION ITEM SUMMARY**

Budget Unit									
Decision Item	FY 2019	FY 2019	FY 2020	FY 2020	FY 2021	FY 2021	*****	*****	
Budget Object Summary	ACTUAL	ACTUAL	BUDGET	BUDGET	DEPT REQ	DEPT REQ	SECURED	SECURED	
Fund	DOLLAR	FTE	DOLLAR	FTE	DOLLAR	FTE	COLUMN	COLUMN	
<b>MARKETING</b>									
<b>CORE</b>									
PERSONAL SERVICES									
DIV JOB DEVELOPMENT & TRAINING	0	0.00	53,246	0.26	0	0.00	0	0.00	
TOTAL - PS	0	0.00	53,246	0.26	0	0.00	0	0.00	
<b>TOTAL</b>	<b>0</b>	<b>0.00</b>	<b>53,246</b>	<b>0.26</b>	<b>0</b>	<b>0.00</b>	<b>0</b>	<b>0.00</b>	
<b>GRAND TOTAL</b>	<b>\$0</b>	<b>0.00</b>	<b>\$53,246</b>	<b>0.26</b>	<b>\$0</b>	<b>0.00</b>	<b>\$0</b>	<b>0.00</b>	

**DECISION ITEM DETAIL**

Budget Unit	FY 2019	FY 2019	FY 2020	FY 2020	FY 2021	FY 2021	*****	*****
Decision Item	ACTUAL	ACTUAL	BUDGET	BUDGET	DEPT REQ	DEPT REQ	SECURED	SECURED
Budget Object Class	DOLLAR	FTE	DOLLAR	FTE	DOLLAR	FTE	COLUMN	COLUMN
<b>WORKFORCE DEVELOPMENT</b>								
<b>CORE</b>								
ADMIN OFFICE SUPPORT ASSISTANT	0	0.00	266,224	7.00	108,447	3.00	0	0.00
OFFICE SUPPORT ASSISTANT	0	0.00	28,302	1.00	0	0.00	0	0.00
SR OFFICE SUPPORT ASSISTANT	0	0.00	139,712	4.50	0	0.00	0	0.00
STOREKEEPER I	0	0.00	30,066	1.00	49,234	1.58	0	0.00
PROCUREMENT OFCR II	0	0.00	45,017	1.00	33,220	0.70	0	0.00
SENIOR AUDITOR	0	0.00	0	0.00	91,456	2.00	0	0.00
ACCOUNTANT I	0	0.00	33,749	1.00	0	0.00	0	0.00
ACCOUNTING SPECIALIST I	0	0.00	51,461	1.00	0	0.00	0	0.00
ACCOUNTING SPECIALIST II	0	0.00	89,363	2.00	0	0.00	0	0.00
ACCOUNTING SPECIALIST III	0	0.00	0	0.00	31,512	0.70	0	0.00
ACCOUNTING CLERK	0	0.00	27,187	1.00	21,812	0.70	0	0.00
ACCOUNTING GENERALIST I	0	0.00	32,832	1.00	0	0.00	0	0.00
ACCOUNTING GENERALIST II	0	0.00	84,506	2.00	30,338	0.70	0	0.00
PERSONNEL OFFICER	0	0.00	0	0.00	83,804	1.70	0	0.00
RESEARCH ANAL II	0	0.00	40,982	1.00	0	0.00	0	0.00
RESEARCH ANAL III	0	0.00	52,013	1.00	0	0.00	0	0.00
PUBLIC INFORMATION SPEC I	0	0.00	32,867	1.00	0	0.00	0	0.00
PUBLIC INFORMATION SPEC II	0	0.00	41,315	1.00	0	0.00	0	0.00
PUBLIC INFORMATION COOR	0	0.00	50,794	1.00	0	0.00	0	0.00
TRAINING TECH II	0	0.00	85,019	2.00	170,878	4.00	0	0.00
TRAINING TECH III	0	0.00	94,839	2.00	103,149	2.00	0	0.00
EXECUTIVE I	0	0.00	35,741	1.00	0	0.00	0	0.00
EXECUTIVE II	0	0.00	40,675	1.00	0	0.00	0	0.00
PLANNER III	0	0.00	115,265	3.00	105,024	2.00	0	0.00
TELECOMMUN TECH II	0	0.00	41,699	1.00	32,969	0.79	0	0.00
MARKETING SPECIALIST I	0	0.00	85,198	3.00	0	0.00	0	0.00
WORKFORCE DEVELOPMENT SPEC I	0	0.00	6,258,389	146.45	5,859,354	172.00	0	0.00
WORKFORCE DEVELOPMENT SPEC II	0	0.00	349,035	6.00	290,818	8.00	0	0.00
WORKFORCE DEVELOPMENT SPEC III	0	0.00	1,256,111	22.00	39,589	1.00	0	0.00
WORKFORCE DEVELOPMENT SPEC IV	0	0.00	1,561,399	21.50	1,836,779	39.00	0	0.00
WORKFORCE DEVELOPMENT SUPV I	0	0.00	665,458	17.00	380,112	10.00	0	0.00
WORKFORCE DEVELOPMENT SUPV II	0	0.00	1,061,716	23.00	487,534	12.00	0	0.00

**DECISION ITEM DETAIL**

Budget Unit	FY 2019	FY 2019	FY 2020	FY 2020	FY 2021	FY 2021	*****	*****
Decision Item	ACTUAL	ACTUAL	BUDGET	BUDGET	DEPT REQ	DEPT REQ	SECURED	SECURED
Budget Object Class	DOLLAR	FTE	DOLLAR	FTE	DOLLAR	FTE	COLUMN	COLUMN
<b>WORKFORCE DEVELOPMENT</b>								
<b>CORE</b>								
WORKFORCE DEVELOPMENT SUPV III	0	0.00	382,028	6.00	320,305	7.00	0	0.00
FISCAL & ADMINISTRATIVE MGR B1	0	0.00	57,870	1.00	0	0.00	0	0.00
FISCAL & ADMINISTRATIVE MGR B2	0	0.00	65,711	1.00	0	0.00	0	0.00
FISCAL & ADMINISTRATIVE MGR B3	0	0.00	79,146	1.00	0	0.00	0	0.00
HUMAN RESOURCES MGR B1	0	0.00	0	0.00	56,686	0.85	0	0.00
RESEARCH MANAGER B1	0	0.00	0	0.00	61,668	1.00	0	0.00
RESEARCH MANAGER B2	0	0.00	59,346	1.00	0	0.00	0	0.00
COMMUNITY & ECONOMIC DEV MGRB1	0	0.00	693,360	11.00	1,106,818	17.00	0	0.00
COMMUNITY & ECONOMIC DEV MGRB2	0	0.00	594,581	10.00	63,094	1.00	0	0.00
COMMUNITY & ECONOMIC DEV MGRB3	0	0.00	167,319	2.00	0	0.00	0	0.00
DIVISION DIRECTOR	0	0.00	102,275	1.00	109,624	1.00	0	0.00
DESIGNATED PRINCIPAL ASST DIV	0	0.00	113,501	3.00	81,403	1.50	0	0.00
SENIOR COUNSEL	0	0.00	0	0.00	35,525	0.50	0	0.00
OFFICE WORKER MISCELLANEOUS	0	0.00	24,604	0.00	0	0.00	0	0.00
MISCELLANEOUS TECHNICAL	0	0.00	29,521	1.00	0	0.00	0	0.00
MISCELLANEOUS PROFESSIONAL	0	0.00	205,030	0.00	0	0.00	0	0.00
SPECIAL ASST PROFESSIONAL	0	0.00	403,969	4.00	0	0.00	0	0.00
PRINCIPAL ASST BOARD/COMMISSON	0	0.00	87,931	1.00	0	0.00	0	0.00
OTHER	0	0.00	0	0.00	3,027,491	2.67	0	0.00
DIRECTOR	0	0.00	0	0.00	57,408	0.70	0	0.00
PUBLIC INFORMATION SPECIAL II	0	0.00	0	0.00	28,540	0.66	0	0.00
SR OFC SUPPORT ASST (KEYBOARD)	0	0.00	0	0.00	39,214	1.40	0	0.00
ACCOUNTANT I	0	0.00	0	0.00	23,591	0.70	0	0.00
ACCOUNTING SPECIALIST I	0	0.00	0	0.00	25,083	0.70	0	0.00
BUDGET ANALYST I	0	0.00	0	0.00	30,893	0.70	0	0.00
BUDGET ANALYST III	0	0.00	0	0.00	52,000	1.00	0	0.00
RESEARCH ANALYST I	0	0.00	0	0.00	33,889	1.00	0	0.00
RESEARCH ASSOCIATE III	0	0.00	0	0.00	45,022	1.00	0	0.00
PUBLIC INFORMATION SPECIAL I	0	0.00	0	0.00	74,460	1.98	0	0.00
PUBLIC INFORMATION COORDINATOR	0	0.00	0	0.00	73,313	1.32	0	0.00
EXECUTIVE I	0	0.00	0	0.00	64,468	1.70	0	0.00
PERSONNEL CLERK	0	0.00	0	0.00	31,352	0.85	0	0.00



**DECISION ITEM DETAIL**

Budget Unit	FY 2019	FY 2019	FY 2020	FY 2020	FY 2021	FY 2021	*****	*****
Decision Item	ACTUAL	ACTUAL	BUDGET	BUDGET	DEPT REQ	DEPT REQ	SECURED	SECURED
Budget Object Class	DOLLAR	FTE	DOLLAR	FTE	DOLLAR	FTE	COLUMN	COLUMN
<b>WORKFORCE DEVELOPMENT</b>								
<b>CORE</b>								
ADMINISTRATIVE ASSISTANT	0	0.00	0	0.00	39,448	1.13	0	0.00
FISCAL & ADMINISTRATIVE MGR	0	0.00	0	0.00	155,416	2.10	0	0.00
STATE DEPARTMENT DIRECTOR	0	0.00	0	0.00	89,701	0.50	0	0.00
DEPUTY DEPARTMENT DIRECTOR	0	0.00	0	0.00	40,854	0.35	0	0.00
DESIGNATED PRINC ASSISTANT-DEP	0	0.00	0	0.00	90,259	1.25	0	0.00
ASSIST COMMISSIONER	0	0.00	0	0.00	77,751	0.78	0	0.00
MISCELLANEOUS PROFESSIONAL	0	0.00	0	0.00	257,228	6.28	0	0.00
EXECUTIVE ASSISTANT	0	0.00	0	0.00	25,371	0.50	0	0.00
SPECIAL ASST PROFFESIONAL	0	0.00	0	0.00	69,528	1.00	0	0.00
<b>TOTAL - PS</b>	<b>0</b>	<b>0.00</b>	<b>15,763,126</b>	<b>319.45</b>	<b>16,043,432</b>	<b>321.99</b>	<b>0</b>	<b>0.00</b>
TRAVEL, IN-STATE	0	0.00	535,000	0.00	555,498	0.00	0	0.00
TRAVEL, OUT-OF-STATE	0	0.00	80,123	0.00	80,123	0.00	0	0.00
FUEL & UTILITIES	0	0.00	11,965	0.00	11,965	0.00	0	0.00
SUPPLIES	0	0.00	493,755	0.00	493,755	0.00	0	0.00
PROFESSIONAL DEVELOPMENT	0	0.00	223,983	0.00	223,983	0.00	0	0.00
COMMUNICATION SERV & SUPP	0	0.00	309,400	0.00	309,400	0.00	0	0.00
PROFESSIONAL SERVICES	0	0.00	680,599	0.00	680,599	0.00	0	0.00
HOUSEKEEPING & JANITORIAL SERV	0	0.00	9,780	0.00	9,780	0.00	0	0.00
M&R SERVICES	0	0.00	137,294	0.00	137,294	0.00	0	0.00
COMPUTER EQUIPMENT	0	0.00	10,000	0.00	10,000	0.00	0	0.00
MOTORIZED EQUIPMENT	0	0.00	11,000	0.00	11,000	0.00	0	0.00
OFFICE EQUIPMENT	0	0.00	78,295	0.00	78,295	0.00	0	0.00
OTHER EQUIPMENT	0	0.00	44,715	0.00	44,715	0.00	0	0.00
PROPERTY & IMPROVEMENTS	0	0.00	25,123	0.00	25,123	0.00	0	0.00
BUILDING LEASE PAYMENTS	0	0.00	87,771	0.00	87,771	0.00	0	0.00
EQUIPMENT RENTALS & LEASES	0	0.00	55,787	0.00	55,787	0.00	0	0.00
MISCELLANEOUS EXPENSES	0	0.00	27,813	0.00	27,813	0.00	0	0.00
<b>TOTAL - EE</b>	<b>0</b>	<b>0.00</b>	<b>2,822,403</b>	<b>0.00</b>	<b>2,842,901</b>	<b>0.00</b>	<b>0</b>	<b>0.00</b>
PROGRAM DISTRIBUTIONS	0	0.00	592,666	0.00	592,666	0.00	0	0.00

**DECISION ITEM DETAIL**

Budget Unit	FY 2019	FY 2019	FY 2020	FY 2020	FY 2021	FY 2021	*****	*****
Decision Item	ACTUAL	ACTUAL	BUDGET	BUDGET	DEPT REQ	DEPT REQ	SECURED	SECURED
Budget Object Class	DOLLAR	FTE	DOLLAR	FTE	DOLLAR	FTE	COLUMN	COLUMN
<b>WORKFORCE DEVELOPMENT</b>								
<b>CORE</b>								
REFUNDS	0	0.00	2,560	0.00	2,560	0.00	0	0.00
<b>TOTAL - PD</b>	<b>0</b>	<b>0.00</b>	<b>595,226</b>	<b>0.00</b>	<b>595,226</b>	<b>0.00</b>	<b>0</b>	<b>0.00</b>
<b>GRAND TOTAL</b>	<b>\$0</b>	<b>0.00</b>	<b>\$19,180,755</b>	<b>319.45</b>	<b>\$19,481,559</b>	<b>321.99</b>	<b>\$0</b>	<b>0.00</b>
GENERAL REVENUE	\$0	0.00	\$0	0.00	\$0	0.00		0.00
FEDERAL FUNDS	\$0	0.00	\$19,180,755	319.45	\$19,481,559	321.99		0.00
OTHER FUNDS	\$0	0.00	\$0	0.00	\$0	0.00		0.00

**DECISION ITEM DETAIL**

Budget Unit	FY 2019	FY 2019	FY 2020	FY 2020	FY 2021	FY 2021	*****	*****
Decision Item	ACTUAL	ACTUAL	BUDGET	BUDGET	DEPT REQ	DEPT REQ	SECURED	SECURED
Budget Object Class	DOLLAR	FTE	DOLLAR	FTE	DOLLAR	FTE	COLUMN	COLUMN
<b>ADMINISTRATIVE SERVICES</b>								
<b>CORE</b>								
PERSONNEL OFFICER	0	0.00	76,675	2.00	0	0.00	0	0.00
PERSONNEL CLERK	0	0.00	68,607	2.00	0	0.00	0	0.00
LEGAL COUNSEL	0	0.00	47,559	0.66	0	0.00	0	0.00
SENIOR COUNSEL	0	0.00	30,980	0.34	0	0.00	0	0.00
OFFICE WORKER MISCELLANEOUS	0	0.00	3,239	0.00	0	0.00	0	0.00
<b>TOTAL - PS</b>	<b>0</b>	<b>0.00</b>	<b>227,060</b>	<b>5.00</b>	<b>0</b>	<b>0.00</b>	<b>0</b>	<b>0.00</b>
<b>GRAND TOTAL</b>	<b>\$0</b>	<b>0.00</b>	<b>\$227,060</b>	<b>5.00</b>	<b>\$0</b>	<b>0.00</b>	<b>\$0</b>	<b>0.00</b>
<b>GENERAL REVENUE</b>	<b>\$0</b>	<b>0.00</b>	<b>\$0</b>	<b>0.00</b>	<b>\$0</b>	<b>0.00</b>		<b>0.00</b>
<b>FEDERAL FUNDS</b>	<b>\$0</b>	<b>0.00</b>	<b>\$227,060</b>	<b>5.00</b>	<b>\$0</b>	<b>0.00</b>		<b>0.00</b>
<b>OTHER FUNDS</b>	<b>\$0</b>	<b>0.00</b>	<b>\$0</b>	<b>0.00</b>	<b>\$0</b>	<b>0.00</b>		<b>0.00</b>

**DECISION ITEM DETAIL**

Budget Unit	FY 2019	FY 2019	FY 2020	FY 2020	FY 2021	FY 2021	*****	*****
Decision Item	ACTUAL	ACTUAL	BUDGET	BUDGET	DEPT REQ	DEPT REQ	SECURED	SECURED
Budget Object Class	DOLLAR	FTE	DOLLAR	FTE	DOLLAR	FTE	COLUMN	COLUMN
<b>MARKETING</b>								
<b>CORE</b>								
MARKETING SPECIALIST II	0	0.00	10,946	0.26	0	0.00	0	0.00
MARKETING SPECIALIST III	0	0.00	42,300	0.00	0	0.00	0	0.00
<b>TOTAL - PS</b>	<b>0</b>	<b>0.00</b>	<b>53,246</b>	<b>0.26</b>	<b>0</b>	<b>0.00</b>	<b>0</b>	<b>0.00</b>
<b>GRAND TOTAL</b>	<b>\$0</b>	<b>0.00</b>	<b>\$53,246</b>	<b>0.26</b>	<b>\$0</b>	<b>0.00</b>	<b>\$0</b>	<b>0.00</b>
<b>GENERAL REVENUE</b>	<b>\$0</b>	<b>0.00</b>	<b>\$0</b>	<b>0.00</b>	<b>\$0</b>	<b>0.00</b>		<b>0.00</b>
<b>FEDERAL FUNDS</b>	<b>\$0</b>	<b>0.00</b>	<b>\$53,246</b>	<b>0.26</b>	<b>\$0</b>	<b>0.00</b>		<b>0.00</b>
<b>OTHER FUNDS</b>	<b>\$0</b>	<b>0.00</b>	<b>\$0</b>	<b>0.00</b>	<b>\$0</b>	<b>0.00</b>		<b>0.00</b>

**PROGRAM DESCRIPTION**

**Department of Higher Education and Workforce Development**

**HB Section(s):** 3.135

**Program Name:** Workforce Administration

**Program is found in the following core budget(s):** Workforce Development Administration

**1a. What strategic priority does this program address?**

Meaningful Work

**1b. What does this program do?**

Workforce Administration provides:

- Support for the day-to-day oversight and the administration of federal funded employment and training programs such as: Veterans Services, the Workforce Innovation and Opportunity Act, Trade Adjustment Assistance, and Wagner-Peyser.
- Provides on-going implementation of new and existing and expanding employment and training programs.
- Covers the personal service and expense and equipment costs for the staff necessary to operate the job centers around the state.

**PROGRAM DESCRIPTION**

Department of Higher Education and Workforce Development

HB Section(s): 3.135

Program Name: Workforce Administration

Program is found in the following core budget(s): Workforce Development Administration

2a. Provide an activity measure(s) for the program.

	FY2017		FY2018		FY2019		FY2020	FY2021	FY2022
	Projected	Actual	Projected	Actual	Projected	Actual	Projected	Projected	Projected
Total Participants Served	282,240	309,049	219,578	175,839	172,753	140,320	169,298	165,912	162,594
Participants Served-In Person	N/A	224,061	N/A	86,966	85,746	88,344	84,031	82,350	80,703
Participants Served-On Line	N/A	84,988	N/A	88,873	87,007	51,976	85,267	83,562	81,891

\*Number of individuals served represents customers receiving a service through the Missouri Job Centers and our self-serve website. The number of individuals seeking services is dependent on the current state of the economy. The unemployment rate and the number of citizens on public assistance directly affects the number of individuals served.

\*\*Projections are based on the assumption the economy will remain stable and fewer individuals will be in need of reemployment services. Projections for FY2020-FY2022 are estimated to decrease by 2% per year.

<b>Hours of Compliance Monitoring</b>	FY 2018 Actual	FY 2019 Projected	FY 2019 Actual	FY 2020 Projected	FY 2021 Projected	FY 2022 Projected
Compliance & Administration	3,413	3,584	3,603	4,849	5,092	5,346
Financial	576	604	1,016	<b>See Below***</b>		

\*This is a new measure; therefore, FY2016 and FY2017 year data is not available.

\*\*The sub-recipients are monitored onsite annually to ensure the funding is spent appropriately and program services are provided as prescribed by state and federal law, rules, and regulations. Various databases and source documentation are reviewed to determine compliance and to evaluate performance of sub-awards.

\*\*\*Beginning in FY 2020 Financial monitoring will not be conducted by department staff. As a result the compliance and administration monitoring will increase in projected years.

**PROGRAM DESCRIPTION**

Department of Higher Education and Workforce Development

HB Section(s): 3.135

Program Name: Workforce Administration

Program is found in the following core budget(s): Workforce Development Administration

**2b. Provide a measure(s) of the program's quality.**

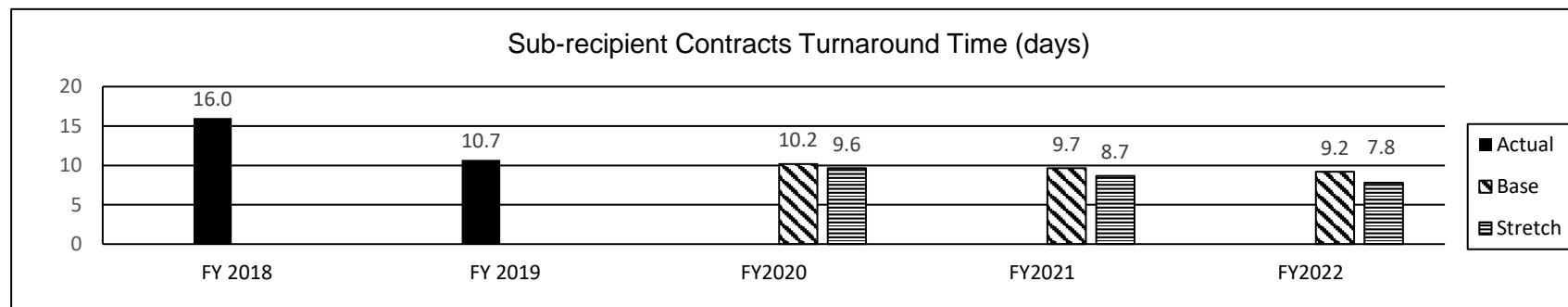
	FY2018 Actual	FY2019 Projected***	FY2020 Projected	FY2021 Projected	FY2022 Projected
Sub-recipient Satisfaction Rate:	65%	72%	75%	79%	79%

\*This is a new measure; therefore, FY2016 and FY2017 year data is not available.

\*\*A Sub-Recipient is an entity Workforce Development subawards funding to execute programs offered through the Public Workforce System such as the Summer Youth Programs, Incumbent Worker Training, and Apprenticeship opportunities.

\*\*\*This data is currently not available but will be available by January 2020.

**2c. Provide a measure(s) of the program's impact.**



\*This is a new measure; therefore, FY2016 and FY2017 data is not available.

\*\*This measures the time it takes to initiate, produce, and finalize contracts to enable sub-recipients the ability to carry-out the required activities of the subaward.

**PROGRAM DESCRIPTION**

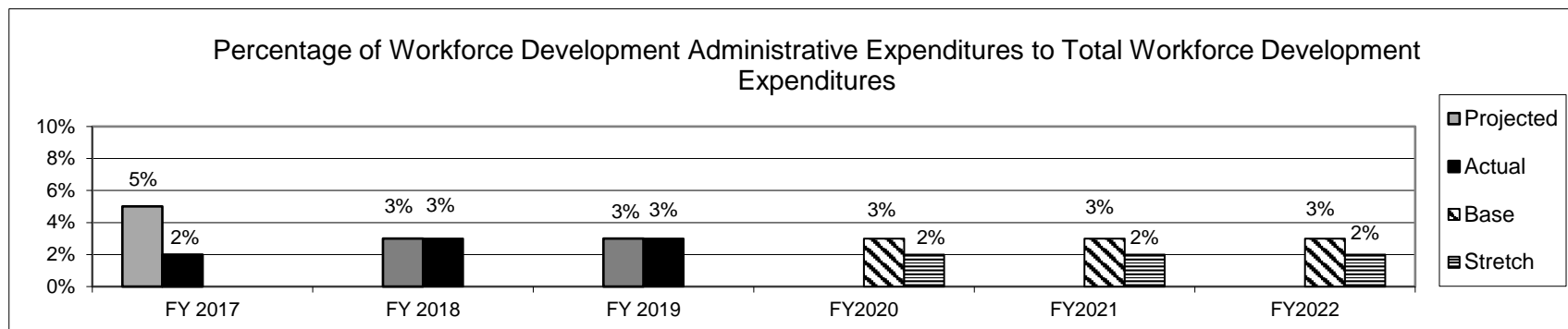
Department of Higher Education and Workforce Development

HB Section(s): 3.135

Program Name: Workforce Administration

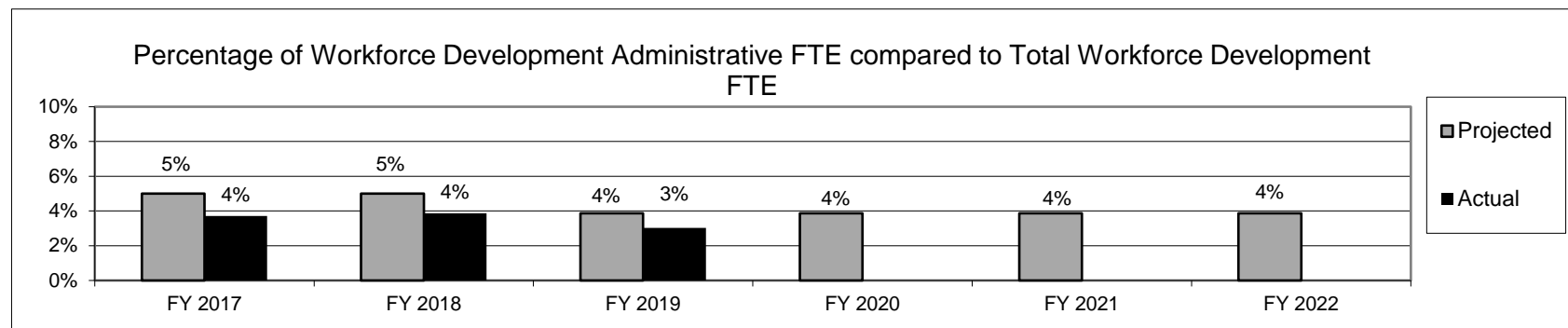
Program is found in the following core budget(s): Workforce Development Administration

2d. Provide a measure(s) of the program's efficiency.



\*Calculation is based on Workforce Development Admin expenditures (Director's Office and Financial Office) versus the total Office expenditures.

\*\*Base reflects the appropriated amounts for Workforce Development Admin and the total for Office of Workforce Development; Stretch reflects lowest



\*Calculation is based on Workforce Development Admin FTE (Director's Office and Financial Office) versus the total Office FTE.



**PROGRAM DESCRIPTION**

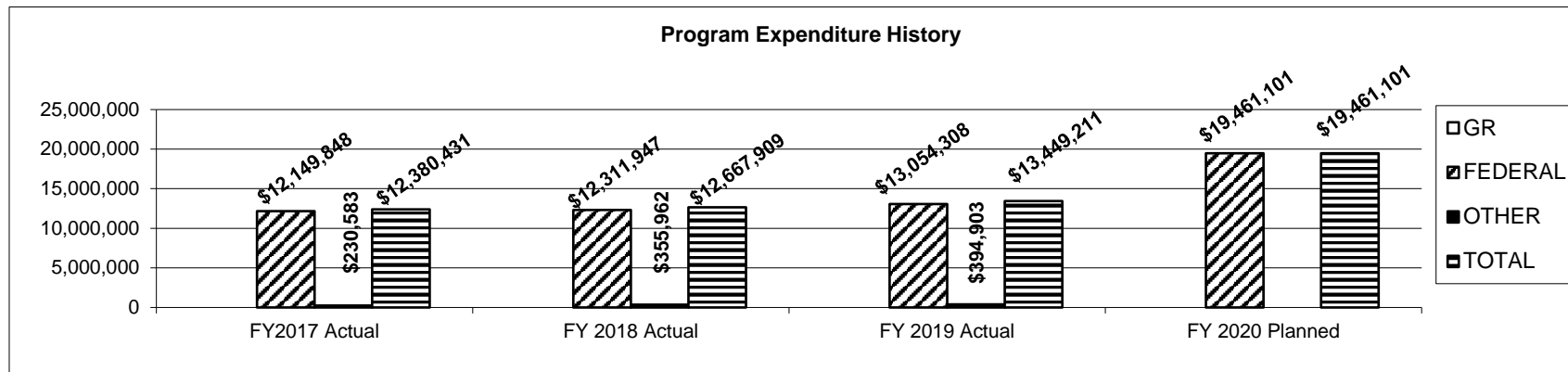
Department of Higher Education and Workforce Development

HB Section(s): 3.135

Program Name: Workforce Administration

Program is found in the following core budget(s): Workforce Development Administration

3. Provide actual expenditures for the prior three fiscal years and planned expenditures for the current fiscal year. (Note: Amounts do not include fringe benefit costs.)



4. What are the sources of the "Other " funds?

None

5. What is the authorization for this program, i.e., federal or state statute, etc.? (Include the federal program number, if applicable.)

Federal Statute - Public Law 113-128 and Public Law 114-27 for Trade Adjustment Assistance Reauthorization Act (TAARA) of 2015

6. Are there federal matching requirements? If yes, please explain.

None

7. Is this a federally mandated program? If yes, please explain.

Workforce Innovation and Opportunity Act, Wagner-Peyser Act/Employment Services, Jobs for Veterans State Grants (JVSG), and Trade Adjustment Assistance Reauthorization Act of 2015 programs are federally mandated. These programs are designed to assist states, local communities, businesses and job seekers in developing a skilled workforce. These programs provide job seekers with employment and training services to include job search assistance, and training to acquire and retain jobs, and to provide employers with an exceptional workforce.

**CORE DECISION ITEM**

<b>Department of Higher Education and Workforce Development</b>	<b>Budget Unit</b> <u>55764C</u>
<b>Workforce Development</b>	
<b>Core: Workforce Autism</b>	<b>HB Section</b> <u>3.135</u>

**1. CORE FINANCIAL SUMMARY**

	FY 2021 Budget Request					FY 2021 Governor's Recommendation			
	GR	Federal	Other	Total		GR	Fed	Other	Total
<b>PS</b>	0	0	0	0	<b>PS</b>	0	0	0	0
<b>EE</b>	0	0	0	0	<b>EE</b>	0	0	0	0
<b>PSD</b>	200,000	0	0	200,000	<b>PSD</b>	0	0	0	0
<b>TRF</b>	0	0	0	0	<b>TRF</b>	0	0	0	0
<b>Total</b>	<b>200,000</b>	<b>0</b>	<b>0</b>	<b>200,000</b>	<b>Total</b>	<b>0</b>	<b>0</b>	<b>0</b>	<b>0</b>
<b>FTE</b>	<b>0.00</b>	<b>0.00</b>	<b>0.00</b>	<b>0.00</b>	<b>FTE</b>	<b>0.00</b>	<b>0.00</b>	<b>0.00</b>	<b>0.00</b>

<b>Est. Fringe</b>	0	0	0	0
--------------------	---	---	---	---

*Note: Fringes budgeted in House Bill 5 except for certain fringes budgeted directly to MoDOT, Highway Patrol, and Conservation.*

<b>Est. Fringe</b>	0	0	0	0
--------------------	---	---	---	---

*Note: Fringes budgeted in House Bill 5 except for certain fringes budgeted directly to MoDOT, Highway Patrol, and Conservation.*

Other Funds:

Other Funds:

**2. CORE DESCRIPTION**

For the provision of workforce transition services, independent living skills, and life skills training for the autistic population in Southeast Missouri.

**3. PROGRAM LISTING (list programs included in this core funding)**

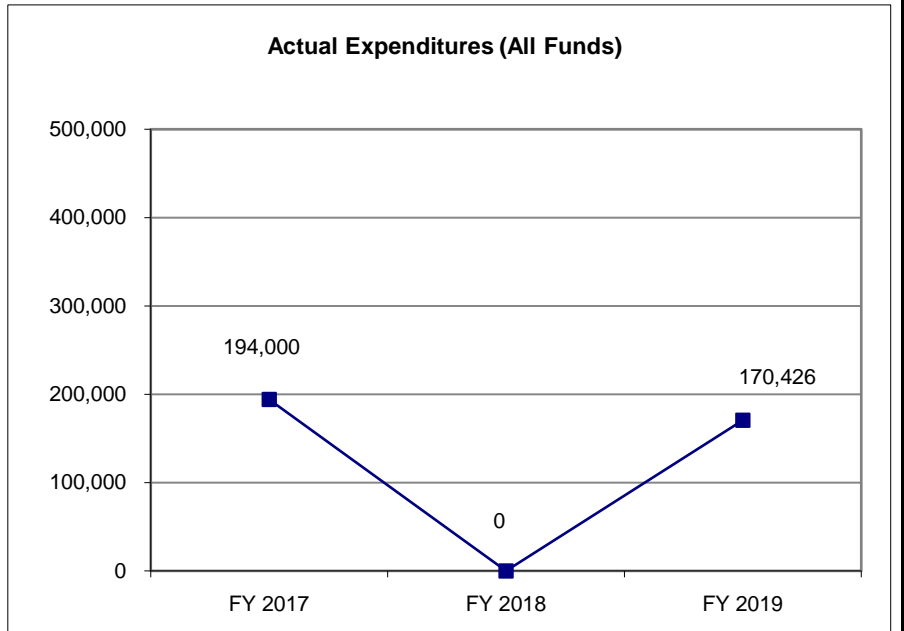
Workforce Autism Project

**CORE DECISION ITEM**

<b>Department of Higher Education and Workforce Development</b>	<b>Budget Unit</b> <u>55764C</u>
<b>Workforce Development</b>	
<b>Core: Workforce Autism</b>	<b>HB Section</b> <u>3.135</u>

**4. FINANCIAL HISTORY**

	FY 2017 Actual	FY 2018 Actual	FY 2019 Actual	FY 2020 Current Yr.
Appropriation (All Funds)	500,000	0	200,000	200,000
Less Reverted (All Funds)	(6,000)	0	(6,000)	0
Less Restricted (All Funds)*	(300,000)	0	0	0
Budget Authority (All Funds)	194,000	0	194,000	200,000
Actual Expenditures (All Funds)	194,000	0	170,426	N/A
Unexpended (All Funds)	0	0	23,574	N/A
Unexpended, by Fund:				
General Revenue	0	0	23,574	N/A
Federal	0	0	0	N/A
Other	0	0	0	N/A
	(1)			



Reverted includes Governor's standard 3 percent reserve (when applicable).  
 Restricted includes any extraordinary expenditure restriction (when applicable).

**NOTES:** (1) Funding restricted including \$300,000 for Workforce Autism.

**CORE RECONCILIATION DETAIL**

---

**DEPARTMENT OF HIGHER EDUCATION  
WORKFORCE AUTISM**

---

**5. CORE RECONCILIATION DETAIL**

---

	<b>Budget Class</b>	<b>FTE</b>	<b>GR</b>	<b>Federal</b>	<b>Other</b>	<b>Total</b>	<b>Explanation</b>
<b>TAFP AFTER VETOES</b>							
	PD	0.00	200,000	0	0	200,000	
	<b>Total</b>	<b>0.00</b>	<b>200,000</b>	<b>0</b>	<b>0</b>	<b>200,000</b>	
<b>DEPARTMENT CORE REQUEST</b>							
	PD	0.00	200,000	0	0	200,000	
	<b>Total</b>	<b>0.00</b>	<b>200,000</b>	<b>0</b>	<b>0</b>	<b>200,000</b>	
<b>GOVERNOR'S RECOMMENDED CORE</b>							
	PD	0.00	200,000	0	0	200,000	
	<b>Total</b>	<b>0.00</b>	<b>200,000</b>	<b>0</b>	<b>0</b>	<b>200,000</b>	

**DECISION ITEM SUMMARY**

<b>Budget Unit</b>								
<b>Decision Item</b>	<b>FY 2019</b>	<b>FY 2019</b>	<b>FY 2020</b>	<b>FY 2020</b>	<b>FY 2021</b>	<b>FY 2021</b>	<b>*****</b>	<b>*****</b>
<b>Budget Object Summary</b>	<b>ACTUAL</b>	<b>ACTUAL</b>	<b>BUDGET</b>	<b>BUDGET</b>	<b>DEPT REQ</b>	<b>DEPT REQ</b>	<b>SECURED</b>	<b>SECURED</b>
<b>Fund</b>	<b>DOLLAR</b>	<b>FTE</b>	<b>DOLLAR</b>	<b>FTE</b>	<b>DOLLAR</b>	<b>FTE</b>	<b>COLUMN</b>	<b>COLUMN</b>
<b>WORKFORCE AUTISM</b>								
<b>CORE</b>								
PROGRAM-SPECIFIC								
GENERAL REVENUE	0	0.00	200,000	0.00	200,000	0.00	0	0.00
TOTAL - PD	0	0.00	200,000	0.00	200,000	0.00	0	0.00
<b>TOTAL</b>	<b>0</b>	<b>0.00</b>	<b>200,000</b>	<b>0.00</b>	<b>200,000</b>	<b>0.00</b>	<b>0</b>	<b>0.00</b>
<b>GRAND TOTAL</b>	<b>\$0</b>	<b>0.00</b>	<b>\$200,000</b>	<b>0.00</b>	<b>\$200,000</b>	<b>0.00</b>	<b>\$0</b>	<b>0.00</b>

**DECISION ITEM DETAIL**

Budget Unit	FY 2019	FY 2019	FY 2020	FY 2020	FY 2021	FY 2021	*****	*****
Decision Item	ACTUAL	ACTUAL	BUDGET	BUDGET	DEPT REQ	DEPT REQ	SECURED	SECURED
Budget Object Class	DOLLAR	FTE	DOLLAR	FTE	DOLLAR	FTE	COLUMN	COLUMN
<b>WORKFORCE AUTISM</b>								
<b>CORE</b>								
PROGRAM DISTRIBUTIONS	0	0.00	200,000	0.00	200,000	0.00	0	0.00
<b>TOTAL - PD</b>	<b>0</b>	<b>0.00</b>	<b>200,000</b>	<b>0.00</b>	<b>200,000</b>	<b>0.00</b>	<b>0</b>	<b>0.00</b>
<b>GRAND TOTAL</b>	<b>\$0</b>	<b>0.00</b>	<b>\$200,000</b>	<b>0.00</b>	<b>\$200,000</b>	<b>0.00</b>	<b>\$0</b>	<b>0.00</b>
GENERAL REVENUE	\$0	0.00	\$200,000	0.00	\$200,000	0.00		0.00
FEDERAL FUNDS	\$0	0.00	\$0	0.00	\$0	0.00		0.00
OTHER FUNDS	\$0	0.00	\$0	0.00	\$0	0.00		0.00

**PROGRAM DESCRIPTION**

**Department of Higher Education and Workforce Development**

**HB Section(s): 3.135**

**Program Name: Workforce Autism Project**

**Program is found in the following core budget(s): Workforce Autism**

**1a. What strategic priority does this program address?**

Meaningful Work

**1b. What does this program do?**

This program is designed for the autistic population in Southeast Missouri to gain workforce transition services, independent living skills, life skills training, and identifying career pathways through utilizing the assessment model developed by the Tailor Institute located in Southeast Missouri. The goal is to identify and find employment for the autistic population in Southeast Missouri.

**2a. Provide an activity measure(s) for the program.**

	FY2017		FY2018*		FY2019		FY2020	FY2021	FY2022
	Projected	Actual	Projected	Actual	Projected	Actual	Projected	Projected	Projected
New Participants	N/A	15	N/A	N/A	16	23	18	20	22
Placed in Employment	N/A	7	N/A	N/A	8	14	16	18	20

\*The program was not funded in FY18.

\*\*Employment is paid at minimum wage.

\*\*\*The data was provided by the sub-recipient, Tailor Institute.

**2b. Provide a measure(s) of the program's quality.**

	FY2017		FY2018		FY2019		FY2020	FY2021	FY2022
	Projected	Actual	Projected	Actual	Projected	Actual	Projected	Projected	Projected
Employer Satisfaction Rate	N/A	80%	N/A	N/A	85%	100%	85%	90%	95%

\*The data was provided by the sub-recipient, Tailor Institute.

**PROGRAM DESCRIPTION**


Department of Higher Education and Workforce Development \_\_\_\_\_

HB Section(s): 3.135

Program Name: Workforce Autism Project

Program is found in the following core budget(s): Workforce Autism

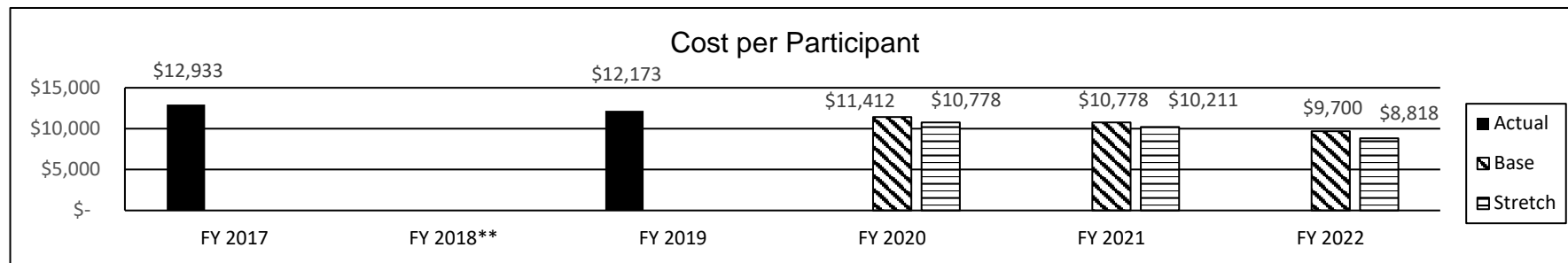
2c. Provide a measure(s) of the program's impact.



\*This program has participants who begin the program and exit the program at different stages and times. This program also places participants in employment.

\*\*The program was not funded in FY18.

2d. Provide a measure(s) of the program's efficiency.



\*Data was provided by the sub-recipient, Tailor Institute.

\*\*The program was not funded in FY18.



**PROGRAM DESCRIPTION**

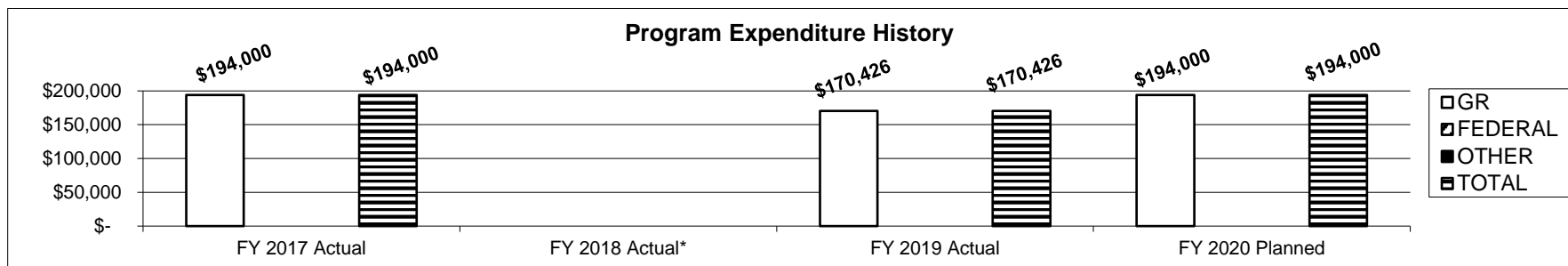
Department of Higher Education and Workforce Development \_\_\_\_\_

HB Section(s): 3.135

Program Name: Workforce Autism Project

Program is found in the following core budget(s): Workforce Autism

3. Provide actual expenditures for the prior three fiscal years and planned expenditures for the current fiscal year. (Note: Amounts do not include fringe benefit costs.)



\*The program was not funded in FY18.

4. What are the sources of the "Other " funds?

N/A

5. What is the authorization for this program, i.e., federal or state statute, etc.? (Include the federal program number, if applicable.)

N/A

6. Are there federal matching requirements? If yes, please explain.

No.

7. Is this a federally mandated program? If yes, please explain.

No.

**CORE DECISION ITEM**

**Department of Higher Education and Workforce Development**

**Budget Unit 55761C**

**Division: Performance and Strategy**

**Core: Research Team - Missouri's Economic Research and Information Center (MERIC)**

**HB Section 3.135**

**1. CORE FINANCIAL SUMMARY**

	FY 2021 Budget Request			
	GR	Federal	Other	Total
PS	0	1,180,075	0	1,180,075
EE	0	243,673	0	243,673
PSD	0	28,966	0	28,966
TRF	0	0	0	0
<b>Total</b>	<b>0</b>	<b>1,452,714</b>	<b>0</b>	<b>1,452,714</b>

**FTE 0.00 22.03 0.00 22.03**

<b>Est. Fringe</b>	0	677,575	0	677,575
--------------------	---	---------	---	---------

*Note: Fringes budgeted in House Bill 5 except for certain fringes budgeted directly to MoDOT, Highway Patrol, and Conservation.*

Other Funds:

	FY 2021 Governor's Recommendation			
	GR	Federal	Other	Total
PS	0	0	0	0
EE	0	0	0	0
PSD	0	0	0	0
TRF	0	0	0	0
<b>Total</b>	<b>0</b>	<b>0</b>	<b>0</b>	<b>0</b>

**FTE 0.00 0.00 0.00 0.00**

<b>Est. Fringe</b>	0	0	0	0
--------------------	---	---	---	---

*Note: Fringes budgeted in House Bill 5 except for certain fringes budgeted directly to MoDOT, Highway Patrol, and Conservation.*

Other Funds:

**2. CORE DESCRIPTION**

The Research Team, better known as the Missouri Economic Research and Information Center (MERIC), performs data gathering, applied research, innovative analysis, and reporting to policymakers and the public. This research and analysis includes labor market trends, employment and unemployment, new business startups, wage analysis, and studies of the state's targeted industries and economic development initiatives. MERIC also works in cooperation with the U.S. Department of Labor to conduct research and produce information on economic conditions, reports and labor market information.

**3. PROGRAM LISTING (list programs included in this core funding)**

Research Team (MERIC)

**CORE DECISION ITEM**

**Department of Higher Education and Workforce Development**

**Budget Unit 55761C**

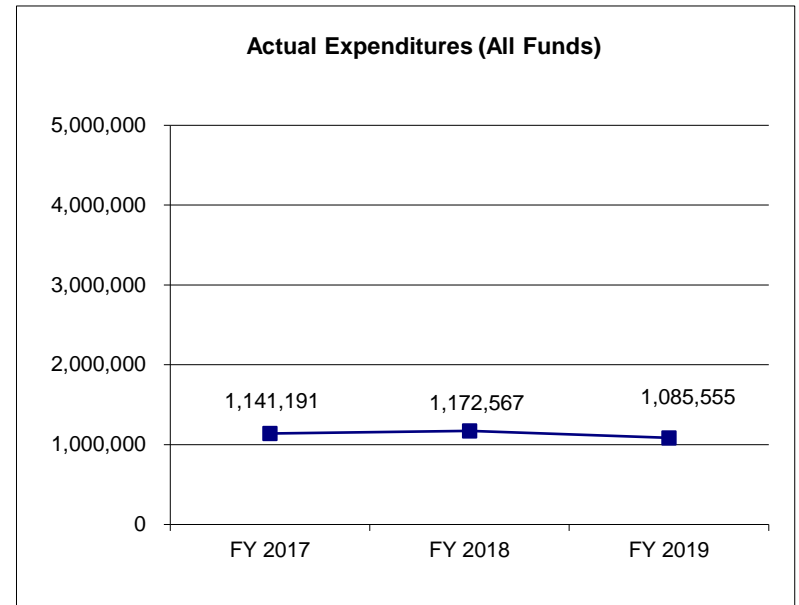
**Division: Performance and Strategy**

**Core: Research Team - Missouri's Economic Research and Information Center (MERIC)**

**HB Section 3.135**

**4. FINANCIAL HISTORY**

	<b>FY 2017 Actual</b>	<b>FY 2018 Actual</b>	<b>FY 2019 Actual</b>	<b>FY 2020 Current Yr.</b>
Appropriation (All Funds)	1,966,031	1,966,031	1,976,880	1,452,714
Less Reverted (All Funds)	(3,979)	(3,979)	(4,002)	0
Less Restricted (All Funds)*	0	0	0	0
Budget Authority (All Funds)	1,962,052	1,962,052	1,972,878	1,452,714
Actual Expenditures (All Funds)	1,141,191	1,172,567	1,085,555	N/A
Unexpended (All Funds)	820,861	789,485	887,323	N/A
Unexpended, by Fund:				
General Revenue	19,701	10,387	22,703	N/A
Federal	801,160	779,098	864,621	N/A
Other	0	0	0	N/A



Reverted includes the statutory three percent reserve amount (when applicable).

Restricted includes any Governor's expenditure restrictions which remained at the end of the fiscal year (when applicable).

**NOTES:**

**CORE RECONCILIATION DETAIL**

**DEPARTMENT OF HIGHER EDUCATION  
MO ECO RESEARCH INFO CENTER**

**5. CORE RECONCILIATION DETAIL**

	<b>Budget Class</b>	<b>FTE</b>	<b>GR</b>	<b>Federal</b>	<b>Other</b>	<b>Total</b>	<b>Explanation</b>
<b>TAFP AFTER VETOES</b>							
	PS	19.31	0	1,180,075	0	1,180,075	
	EE	0.00	0	243,673	0	243,673	
	PD	0.00	0	28,966	0	28,966	
	<b>Total</b>	<b>19.31</b>	<b>0</b>	<b>1,452,714</b>	<b>0</b>	<b>1,452,714</b>	
<b>DEPARTMENT CORE ADJUSTMENTS</b>							
Core Reallocation	2323 5158 PS	2.72	0	0	0		0 2.46 FTE from Admin Svs and .26 FTE from Marketing re-allocated and made corrections required as a result of the reorganization and cost allocation efforts for the new department.
<b>NET DEPARTMENT CHANGES</b>		<b>2.72</b>	<b>0</b>	<b>0</b>	<b>0</b>	<b>0</b>	
<b>DEPARTMENT CORE REQUEST</b>							
	PS	22.03	0	1,180,075	0	1,180,075	
	EE	0.00	0	243,673	0	243,673	
	PD	0.00	0	28,966	0	28,966	
	<b>Total</b>	<b>22.03</b>	<b>0</b>	<b>1,452,714</b>	<b>0</b>	<b>1,452,714</b>	
<b>GOVERNOR'S RECOMMENDED CORE</b>							
	PS	22.03	0	1,180,075	0	1,180,075	
	EE	0.00	0	243,673	0	243,673	
	PD	0.00	0	28,966	0	28,966	
	<b>Total</b>	<b>22.03</b>	<b>0</b>	<b>1,452,714</b>	<b>0</b>	<b>1,452,714</b>	

**DECISION ITEM SUMMARY**

Budget Unit									
Decision Item	FY 2019	FY 2019	FY 2020	FY 2020	FY 2021	FY 2021	*****	*****	
Budget Object Summary	ACTUAL	ACTUAL	BUDGET	BUDGET	DEPT REQ	DEPT REQ	SECURED	SECURED	
Fund	DOLLAR	FTE	DOLLAR	FTE	DOLLAR	FTE	COLUMN	COLUMN	
<b>MO ECO RESEARCH INFO CENTER</b>									
<b>CORE</b>									
PERSONAL SERVICES									
DIV JOB DEVELOPMENT & TRAINING	0	0.00	1,180,075	19.31	1,180,075	22.03	0	0.00	
TOTAL - PS	0	0.00	1,180,075	19.31	1,180,075	22.03	0	0.00	
EXPENSE & EQUIPMENT									
DIV JOB DEVELOPMENT & TRAINING	0	0.00	243,673	0.00	243,673	0.00	0	0.00	
TOTAL - EE	0	0.00	243,673	0.00	243,673	0.00	0	0.00	
PROGRAM-SPECIFIC									
DIV JOB DEVELOPMENT & TRAINING	0	0.00	28,966	0.00	28,966	0.00	0	0.00	
TOTAL - PD	0	0.00	28,966	0.00	28,966	0.00	0	0.00	
<b>TOTAL</b>	<b>0</b>	<b>0.00</b>	<b>1,452,714</b>	<b>19.31</b>	<b>1,452,714</b>	<b>22.03</b>	<b>0</b>	<b>0.00</b>	
<b>Pay Plan FY20-Cost to Continue - 0000013</b>									
PERSONAL SERVICES									
DIV JOB DEVELOPMENT & TRAINING	0	0.00	0	0.00	17,355	0.00	0	0.00	
TOTAL - PS	0	0.00	0	0.00	17,355	0.00	0	0.00	
<b>TOTAL</b>	<b>0</b>	<b>0.00</b>	<b>0</b>	<b>0.00</b>	<b>17,355</b>	<b>0.00</b>	<b>0</b>	<b>0.00</b>	
<b>Market Adj Pay PI FY20 C-to-C - 0000014</b>									
PERSONAL SERVICES									
DIV JOB DEVELOPMENT & TRAINING	0	0.00	0	0.00	5,676	0.00	0	0.00	
TOTAL - PS	0	0.00	0	0.00	5,676	0.00	0	0.00	
<b>TOTAL</b>	<b>0</b>	<b>0.00</b>	<b>0</b>	<b>0.00</b>	<b>5,676</b>	<b>0.00</b>	<b>0</b>	<b>0.00</b>	
<b>GRAND TOTAL</b>	<b>\$0</b>	<b>0.00</b>	<b>\$1,452,714</b>	<b>19.31</b>	<b>\$1,475,745</b>	<b>22.03</b>	<b>\$0</b>	<b>0.00</b>	

**DECISION ITEM DETAIL**

Budget Unit	FY 2019	FY 2019	FY 2020	FY 2020	FY 2021	FY 2021	*****	*****
Decision Item	ACTUAL	ACTUAL	BUDGET	BUDGET	DEPT REQ	DEPT REQ	SECURED	SECURED
Budget Object Class	DOLLAR	FTE	DOLLAR	FTE	DOLLAR	FTE	COLUMN	COLUMN
<b>MO ECO RESEARCH INFO CENTER</b>								
<b>CORE</b>								
SR OFFICE SUPPORT ASSISTANT	0	0.00	44,770	1.00	0	0.00	0	0.00
STOREKEEPER I	0	0.00	0	0.00	3,739	0.12	0	0.00
PERSONNEL OFFICER	0	0.00	0	0.00	3,944	0.08	0	0.00
RESEARCH ANAL I	0	0.00	171,598	4.41	0	(0.00)	0	0.00
RESEARCH ANAL II	0	0.00	205,126	2.11	0	0.00	0	0.00
RESEARCH ANAL III	0	0.00	188,189	4.08	0	0.00	0	0.00
RESEARCH ANAL IV	0	0.00	50,946	1.04	0	0.00	0	0.00
LABOR ECONOMIST	0	0.00	63,283	1.00	63,292	1.00	0	0.00
EXECUTIVE II	0	0.00	57,886	1.00	0	0.00	0	0.00
PLANNER II	0	0.00	0	0.00	42,512	1.00	0	0.00
PLANNER III	0	0.00	53,432	1.00	97,753	2.00	0	0.00
TELECOMMUN TECH II	0	0.00	0	0.00	2,504	0.06	0	0.00
MARKETING SPECIALIST III	0	0.00	5,344	0.00	0	0.00	0	0.00
HUMAN RESOURCES MGR B1	0	0.00	0	0.00	2,668	0.04	0	0.00
RESEARCH MANAGER B1	0	0.00	136,383	2.00	125,791	2.00	0	0.00
RESEARCH MANAGER B2	0	0.00	150,312	1.50	76,341	1.00	0	0.00
COMMUNITY & ECONOMIC DEV MGRB1	0	0.00	52,806	0.17	0	0.00	0	0.00
SENIOR COUNSEL	0	0.00	0	0.00	4,263	0.06	0	0.00
OTHER	0	0.00	0	0.00	100,561	0.00	0	0.00
RESEARCH ANALYST I	0	0.00	0	0.00	138,168	4.00	0	0.00
RESEARCH ASSOCIATE II	0	0.00	0	0.00	120,935	3.00	0	0.00
RESEARCH ASSOCIATE III	0	0.00	0	0.00	193,447	4.00	0	0.00
EXECUTIVE II	0	0.00	0	0.00	49,297	1.00	0	0.00
PERSONNEL CLERK	0	0.00	0	0.00	1,475	0.04	0	0.00
ADMINISTRATIVE ASSISTANT	0	0.00	0	0.00	22,738	0.66	0	0.00
STATE DEPARTMENT DIRECTOR	0	0.00	0	0.00	10,764	0.06	0	0.00
DEPUTY DEPARTMENT DIRECTOR	0	0.00	0	0.00	1,167	0.01	0	0.00
DESIGNATED PRINC ASSISTANT-DEP	0	0.00	0	0.00	9,135	0.12	0	0.00
ASSIST COMMISSIONER	0	0.00	0	0.00	62,676	0.65	0	0.00
MISCELLANEOUS PROFESSIONAL	0	0.00	0	0.00	35,517	0.95	0	0.00
EXECUTIVE ASSISTANT	0	0.00	0	0.00	3,045	0.06	0	0.00

**DECISION ITEM DETAIL**

Budget Unit	FY 2019	FY 2019	FY 2020	FY 2020	FY 2021	FY 2021	*****	*****
Decision Item	ACTUAL	ACTUAL	BUDGET	BUDGET	DEPT REQ	DEPT REQ	SECURED	SECURED
Budget Object Class	DOLLAR	FTE	DOLLAR	FTE	DOLLAR	FTE	COLUMN	COLUMN
<b>MO ECO RESEARCH INFO CENTER</b>								
<b>CORE</b>								
SPECIAL ASST PROFESSIONAL	0	0.00	0	0.00	8,343	0.12	0	0.00
<b>TOTAL - PS</b>	<b>0</b>	<b>0.00</b>	<b>1,180,075</b>	<b>19.31</b>	<b>1,180,075</b>	<b>22.03</b>	<b>0</b>	<b>0.00</b>
TRAVEL, IN-STATE	0	0.00	10,954	0.00	10,954	0.00	0	0.00
TRAVEL, OUT-OF-STATE	0	0.00	40,342	0.00	40,342	0.00	0	0.00
SUPPLIES	0	0.00	25,528	0.00	25,528	0.00	0	0.00
PROFESSIONAL DEVELOPMENT	0	0.00	17,406	0.00	17,406	0.00	0	0.00
COMMUNICATION SERV & SUPP	0	0.00	16,134	0.00	16,134	0.00	0	0.00
PROFESSIONAL SERVICES	0	0.00	118,998	0.00	118,998	0.00	0	0.00
HOUSEKEEPING & JANITORIAL SERV	0	0.00	65	0.00	65	0.00	0	0.00
M&R SERVICES	0	0.00	6,194	0.00	6,194	0.00	0	0.00
OFFICE EQUIPMENT	0	0.00	4,375	0.00	4,375	0.00	0	0.00
OTHER EQUIPMENT	0	0.00	2,656	0.00	2,656	0.00	0	0.00
BUILDING LEASE PAYMENTS	0	0.00	774	0.00	774	0.00	0	0.00
EQUIPMENT RENTALS & LEASES	0	0.00	153	0.00	153	0.00	0	0.00
MISCELLANEOUS EXPENSES	0	0.00	94	0.00	94	0.00	0	0.00
<b>TOTAL - EE</b>	<b>0</b>	<b>0.00</b>	<b>243,673</b>	<b>0.00</b>	<b>243,673</b>	<b>0.00</b>	<b>0</b>	<b>0.00</b>
PROGRAM DISTRIBUTIONS	0	0.00	28,966	0.00	28,966	0.00	0	0.00
<b>TOTAL - PD</b>	<b>0</b>	<b>0.00</b>	<b>28,966</b>	<b>0.00</b>	<b>28,966</b>	<b>0.00</b>	<b>0</b>	<b>0.00</b>
<b>GRAND TOTAL</b>	<b>\$0</b>	<b>0.00</b>	<b>\$1,452,714</b>	<b>19.31</b>	<b>\$1,452,714</b>	<b>22.03</b>	<b>\$0</b>	<b>0.00</b>
<b>GENERAL REVENUE</b>	<b>\$0</b>	<b>0.00</b>	<b>\$0</b>	<b>0.00</b>	<b>\$0</b>	<b>0.00</b>		<b>0.00</b>
<b>FEDERAL FUNDS</b>	<b>\$0</b>	<b>0.00</b>	<b>\$1,452,714</b>	<b>19.31</b>	<b>\$1,452,714</b>	<b>22.03</b>		<b>0.00</b>
<b>OTHER FUNDS</b>	<b>\$0</b>	<b>0.00</b>	<b>\$0</b>	<b>0.00</b>	<b>\$0</b>	<b>0.00</b>		<b>0.00</b>

**PROGRAM DESCRIPTION**

**Department of Higher Education and Workforce Development**

**HB Section(s): 3.135**

**Program Name: Research Team - (MERIC)**

**Program is found in the following core budget(s): Research Team - Missouri's Economic Research and Information Center (MERIC)**

**1a. What strategic priority does this program address?**

Outreach

**1b. What does this program do?**

- The Missouri Economic Research and Information Center (MERIC) performs data gathering, applied research, and reporting useful information to businesses, policymakers, jobseekers, educators, planners and the general public in making economic and data-driven decisions.
- MERIC delivers accurate, targeted information to stakeholders to assist in developing policies and actions that can help grow the Missouri economy.
- Research includes: (1) development and analysis of labor market data such as employment, unemployment, wage, and occupational information; (2) studies of Missouri's industries, targeted sectors, new business formations, and top occupations in those businesses; and (3) production of data on jobs that employers demand, fiscal impacts for tax incentives, and economic conditions/indicators.

**2a. Provide an activity measure(s) for the program.**

	FY2016	FY2017	FY2018	FY2019	FY2020	FY2021
	Actual	Actual	Actual	Actual	Projected	Projected
<b>Direct Activities</b>						
Customers in Training/Presentations	2,130	2,023	2,139	2,501	2,550	2,550
Customer Assistance	258	993	1,034	996	1,000	1,000
E-Newsletter Recipients	2,307	3,159	2,988	2,955	3,160	3,160
<b>Indirect Activities</b>						
Unique Web Site Users	196,413	196,105	213,601	210,000	210,000	210,000

\*Break in series beginning in FY2017 when Labor Market Information technical assistance calls added.



**PROGRAM DESCRIPTION**

**Department of Higher Education and Workforce Development**

**HB Section(s): 3.135**

**Program Name: Research Team - (MERIC)**

**Program is found in the following core budget(s): Research Team - Missouri's Economic Research and Information Center (MERIC)**

**2b. Provide a measure(s) of the program's quality.**

	FY2016	FY2017	FY2018	FY2019	FY2020	FY2021
	Actual	Actual	Actual	Actual	Projected	Projected
How helpful is the information you receive?	N/A	N/A	76%	79%	80%	80%
How satisfied are you with the assistance?	N/A	N/A	53%	60%	62%	62%
How satisfied are you with MERIC knowledge?	N/A	N/A	72%	76%	78%	78%
How would you rate your overall satisfaction?	N/A	N/A	73%	77%	79%	79%

\*Customer survey with 176 responses. Customer satisfaction survey questions scored from 1-5 (1-Very Dissatisfied to 5-Very Satisfied). Responses in 4 or 5 totaled for percent of respondents that indicate *Very to Somewhat Satisfied* or *Always to Often Helpful*.

\*\*First survey conducted in December 2017 for benchmark. Calculate stretch goal of 2% satisfaction growth after 2018 survey. Website redesign in FY19 expected to improve survey outcomes.

\*\*\*This is a new measure; therefore, data from previous years is not available.

Annual qualitative measure: The Missouri Workforce Development Board, representing businesses, policymakers, and training providers, must review the proposed work activities and performance report. The board approved FY2019 proposed activities and the FY2018 performance report. Background: the U.S. Dept. of Labor requires that research developed is reviewed and approved by the board to ensure that information is effective for stakeholder use.

**PROGRAM DESCRIPTION**

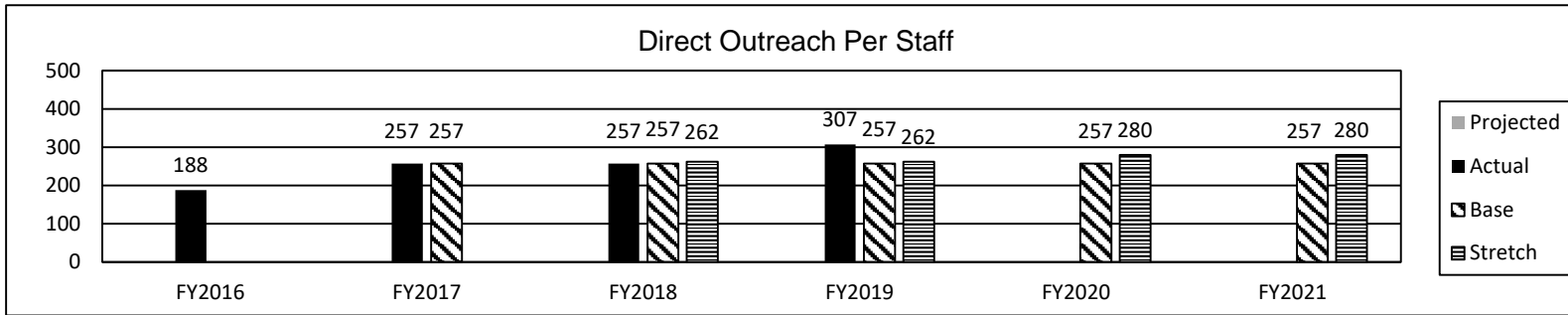
Department of Higher Education and Workforce Development

HB Section(s): 3.135

Program Name: Research Team - (MERIC)

Program is found in the following core budget(s): Research Team - Missouri's Economic Research and Information Center (MERIC)

**2c. Provide a measure(s) of the program's impact.**

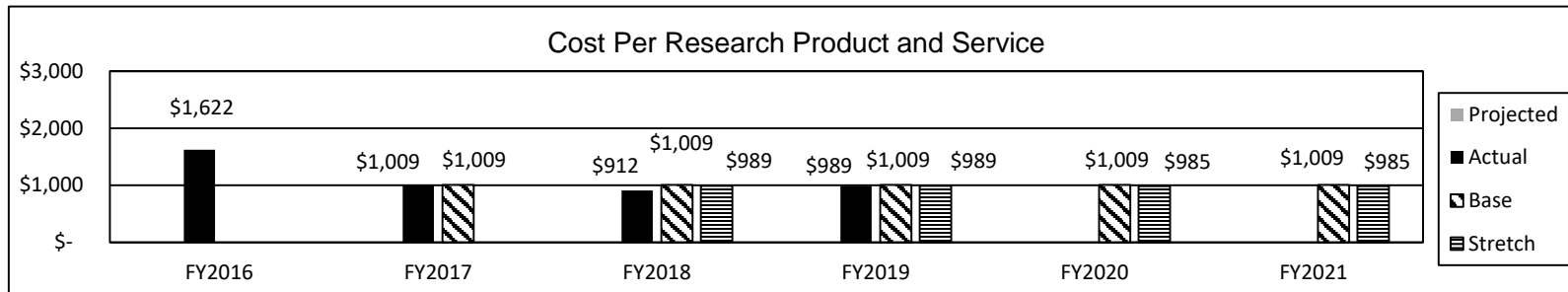


\*Direct Outreach per Staff: Sum of MERIC reported customers assisted, people trained or in presentations, and delivered newsletter recipients in the year divided by staff level. Expect actual to go down in FY2020 as replacement staff are hired

\*\*Calculate Stretch goal of 2% over Base for each year.

\*\*\*Break in series beginning in FY2017 when Labor Market Information technical assistance calls were added, setting a new baseline that more effectively captures

**2d. Provide a measure(s) of the program's efficiency.**



\*Annual Cost Per Research Product & Service: Sum of MERIC total funding (federal grants and state revenue) divided by sum of new research products and services in the year.

\*\*Calculate stretch goal of reduced cost of 2% from FY2017 base year. FY2018 actual year figure is substantially lower due to temporary impacts.

\*\*\*Break in series beginning in FY2017 when Labor Market Information technical assistance calls added.

**PROGRAM DESCRIPTION**

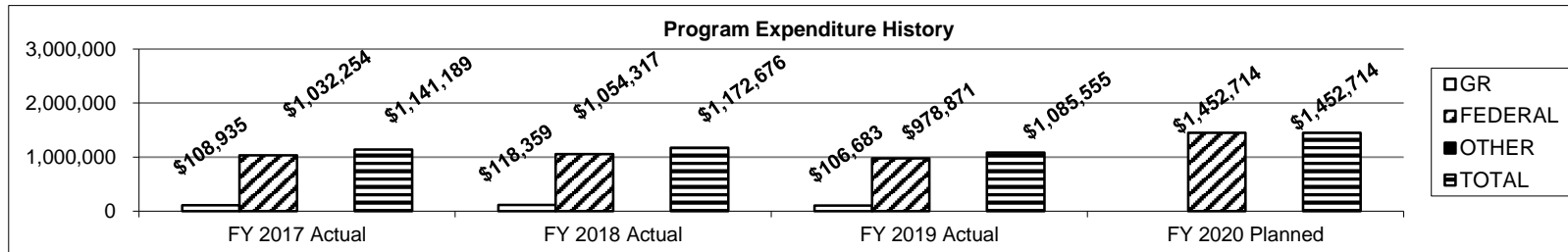
Department of Higher Education and Workforce Development

HB Section(s): 3.135

Program Name: Research Team - (MERIC)

Program is found in the following core budget(s): Research Team - Missouri's Economic Research and Information Center (MERIC)

**3. Provide actual expenditures for the prior three fiscal years and planned expenditures for the current fiscal year. (Note: Amounts do not include fringe benefit costs.)**



\*Planned Expenditures for GR reflect 3% Governor's Reserve.

**4. What are the sources of the "Other " funds?**

N/A

**5. What is the authorization for this program, i.e., federal or state statute, etc.? (Include the federal program number, if applicable.)**

MERIC's federal funding from the U.S. Department of Labor comes from the Bureau of Labor Statistics and Employment and Training Administration (BLS). The BLS is authorized to collect labor market information pursuant to the 1884 statute (29 USC 1), an Act to Establish the Bureau of Labor, as amended. Section 14 of the Wagner-Peyser Act (29 USC 49 f(a)(3)(D)) authorizes the Secretary of Labor to reimburse the States to provide data for national statistical programs. In addition, both BLS and ETA cite the Workforce Investment Act of 1998 which amended the Wagner-Peyser Act by adding a new section 15, "Employment Statistics," which authorizes the Secretary of Labor to "...oversee the development, maintenance, and continuous improvement of a nationwide system of economic statistics..." as authorization for their programs.

**6. Are there federal matching requirements? If yes, please explain.**

No.

**7. Is this a federally mandated program? If yes, please explain.**

Yes. The BLS uses a cooperative agreement to fund cooperative statistical programs because of the agency's ongoing involvement in the programs, pursuant to the Federal Grant and Cooperative Agreement Act of 1977 (31 USC 6301-08). The specific statistical programs and program requirements funded through this LMI Cooperative Agreement are described in ongoing work statements with the states. In a similar fashion, ETA instructions for use of its funding are detailed to states in the annual Training and Employment Guidance Letter for the Workforce Information Core Products and Services Grant.

**CORE DECISION ITEM**

<b>Department of Higher Education and Workforce Development</b>	<b>Budget Unit</b> <u>55765C &amp; 55753C</u>
<b>Office of Workforce Development</b>	
<b>Core: Workforce Programs</b>	<b>HB Section</b> <u>3.140</u>

**1. CORE FINANCIAL SUMMARY**

	FY 2021 Budget Request					FY 2021 Governor's Recommendation			
	GR	Federal	Other	Total		GR	Fed	Other	Total
PS	0	0	0	0	PS	0	0	0	0
EE	0	0	0	0	EE	0	0	0	0
PSD	100,000	76,000,000	1,100,000	77,200,000	PSD	0	0	0	0
TRF	0	0	0	0	TRF	0	0	0	0
<b>Total</b>	<b>100,000</b>	<b>76,000,000</b>	<b>1,100,000</b>	<b>77,200,000</b>	<b>Total</b>	<b>0</b>	<b>0</b>	<b>0</b>	<b>0</b>
FTE	0.00	0.00	0.00	0.00	FTE	0.00	0.00	0.00	0.00

<b>Est. Fringe</b>	0	0	0	0
--------------------	---	---	---	---

*Note: Fringes budgeted in House Bill 5 except for certain fringes budgeted directly to MoDOT, Highway Patrol, and Conservation.*

<b>Est. Fringe</b>	0	0	0	0
--------------------	---	---	---	---

*Note: Fringes budgeted in House Bill 5 except for certain fringes budgeted directly to MoDOT, Highway Patrol, and Conservation.*

Other Funds: Special Employment Security Fund (Fund 0949)

Other Funds:

**2. CORE DESCRIPTION**

The Workforce Innovation and Opportunity Act (WIOA) provides the framework and funding for a national workforce preparation and employment system designed to meet the needs of businesses and job seekers. WIOA programs and services are delivered statewide through the Local Workforce Development Boards, in accordance with federal and state statutes. The State of Missouri is obligated to distribute WIOA funds to subrecipients, including the Local Workforce Development Boards. The Wagner-Peyser Act of 1933 (WP) is also administered by the division. WP funds provide labor exchange services, which are no fee employment services to individuals seeking employment and employers recruiting workers. In addition, this core supports special projects related to labor exchange, including Missouri's Certified Work Ready Communities (CWRC) initiative. The CWRC initiative helps develop a workforce with the fundamental skills required to successfully support business in today's economy, attract new business and develop a strong talent pipeline for the state's growth nationally and globally. This core also includes other federal and employment and training funds that complement the workforce system.

**3. PROGRAM LISTING (list programs included in this core funding)**

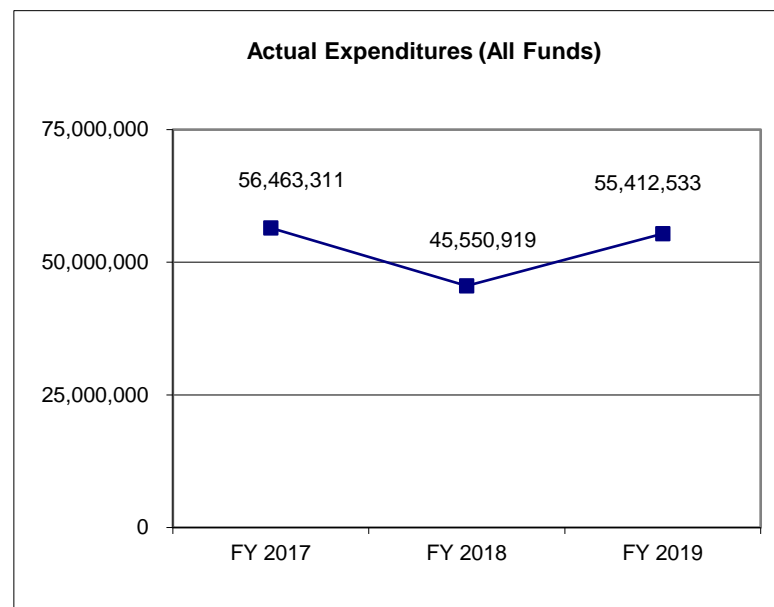
Workforce Programs

**CORE DECISION ITEM**

<b>Department of Higher Education and Workforce Development</b>	<b>Budget Unit</b> <u>55765C &amp; 55753C</u>
<b>Office of Workforce Development</b>	
<b>Core: Workforce Programs</b>	<b>HB Section</b> <u>3.140</u>

**4. FINANCIAL HISTORY**

	FY 2017 Actual	FY 2018 Actual	FY 2019 Actual	FY 2020 Current Yr.
Appropriation (All Funds)	94,059,293	77,200,000	77,897,000	77,200,000
Less Reverted (All Funds)	(4,500)	(6,000)	(3,000)	(3,000)
Less Restricted (All Funds)*	(50,000)	(194,000)	0	
Budget Authority (All Funds)	94,004,793	77,000,000	77,894,000	77,197,000
Actual Expenditures (All Funds)	56,463,311	45,550,919	55,412,533	N/A
Unexpended (All Funds)	37,541,482	31,449,081	22,481,467	N/A
Unexpended, by Fund:				
General Revenue	806	0	54,193	N/A
Federal	37,540,675	31,236,101	21,884,867	N/A
Other	1	212,980	545,407	N/A
	(1)	(2)		



Reverted includes Governor's standard 3 percent reserve (when applicable).

Restricted includes any extraordinary expenditure restriction (when applicable).

- NOTES:**
- (1) Funding restricted including \$50,000 for the Pre-Apprenticeship Program.
  - (2) Funding restricted including \$97,000 for the Pre-Apprenticeship Program and \$97,000 for the Certified Work Ready Community Program.

**CORE RECONCILIATION DETAIL**

**DEPARTMENT OF HIGHER EDUCATION  
WORKFORCE PROGRAM**

**5. CORE RECONCILIATION DETAIL**

	<b>Budget Class</b>	<b>FTE</b>	<b>GR</b>	<b>Federal</b>	<b>Other</b>	<b>Total</b>	<b>Explanation</b>
<b>TAFP AFTER VETOES</b>							
	EE	0.00	0	96,635	2,000,000	2,096,635	
	PD	0.00	200,000	75,903,365	0	76,103,365	
	<b>Total</b>	<b>0.00</b>	<b>200,000</b>	<b>76,000,000</b>	<b>2,000,000</b>	<b>78,200,000</b>	
<b>DEPARTMENT CORE ADJUSTMENTS</b>							
Core Reduction	2178 5167 EE	0.00	0	0	(900,000)	(900,000)	
	<b>NET DEPARTMENT CHANGES</b>	<b>0.00</b>	<b>0</b>	<b>0</b>	<b>(900,000)</b>	<b>(900,000)</b>	
<b>DEPARTMENT CORE REQUEST</b>							
	EE	0.00	0	96,635	1,100,000	1,196,635	
	PD	0.00	200,000	75,903,365	0	76,103,365	
	<b>Total</b>	<b>0.00</b>	<b>200,000</b>	<b>76,000,000</b>	<b>1,100,000</b>	<b>77,300,000</b>	
<b>GOVERNOR'S RECOMMENDED CORE</b>							
	EE	0.00	0	96,635	1,100,000	1,196,635	
	PD	0.00	200,000	75,903,365	0	76,103,365	
	<b>Total</b>	<b>0.00</b>	<b>200,000</b>	<b>76,000,000</b>	<b>1,100,000</b>	<b>77,300,000</b>	

**DECISION ITEM SUMMARY**

Budget Unit									
Decision Item	FY 2019	FY 2019	FY 2020	FY 2020	FY 2021	FY 2021	*****	*****	
Budget Object Summary	ACTUAL	ACTUAL	BUDGET	BUDGET	DEPT REQ	DEPT REQ	SECURED	SECURED	
Fund	DOLLAR	FTE	DOLLAR	FTE	DOLLAR	FTE	COLUMN	COLUMN	
<b>WORKFORCE PROGRAM</b>									
<b>CORE</b>									
EXPENSE & EQUIPMENT									
DIV JOB DEVELOPMENT & TRAINING	0	0.00	96,635	0.00	96,635	0.00	0	0.00	
SPECIAL EMPLOYMENT SECURITY	0	0.00	2,000,000	0.00	1,100,000	0.00	0	0.00	
TOTAL - EE	0	0.00	2,096,635	0.00	1,196,635	0.00	0	0.00	
PROGRAM-SPECIFIC									
GENERAL REVENUE	0	0.00	200,000	0.00	200,000	0.00	0	0.00	
DIV JOB DEVELOPMENT & TRAINING	0	0.00	75,903,365	0.00	75,903,365	0.00	0	0.00	
TOTAL - PD	0	0.00	76,103,365	0.00	76,103,365	0.00	0	0.00	
<b>TOTAL</b>	<b>0</b>	<b>0.00</b>	<b>78,200,000</b>	<b>0.00</b>	<b>77,300,000</b>	<b>0.00</b>	<b>0</b>	<b>0.00</b>	
<b>GRAND TOTAL</b>	<b>\$0</b>	<b>0.00</b>	<b>\$78,200,000</b>	<b>0.00</b>	<b>\$77,300,000</b>	<b>0.00</b>	<b>\$0</b>	<b>0.00</b>	

**DECISION ITEM DETAIL**

Budget Unit	FY 2019	FY 2019	FY 2020	FY 2020	FY 2021	FY 2021	*****	*****
Decision Item	ACTUAL	ACTUAL	BUDGET	BUDGET	DEPT REQ	DEPT REQ	SECURED	SECURED
Budget Object Class	DOLLAR	FTE	DOLLAR	FTE	DOLLAR	FTE	COLUMN	COLUMN
<b>WORKFORCE PROGRAM</b>								
<b>CORE</b>								
TRAVEL, IN-STATE	0	0.00	8,300	0.00	8,300	0.00	0	0.00
TRAVEL, OUT-OF-STATE	0	0.00	3,800	0.00	3,800	0.00	0	0.00
SUPPLIES	0	0.00	31,200	0.00	6,200	0.00	0	0.00
PROFESSIONAL DEVELOPMENT	0	0.00	16,100	0.00	6,100	0.00	0	0.00
COMMUNICATION SERV & SUPP	0	0.00	301,800	0.00	76,800	0.00	0	0.00
PROFESSIONAL SERVICES	0	0.00	1,070,000	0.00	1,070,000	0.00	0	0.00
M&R SERVICES	0	0.00	384,475	0.00	9,475	0.00	0	0.00
COMPUTER EQUIPMENT	0	0.00	52,160	0.00	2,160	0.00	0	0.00
OFFICE EQUIPMENT	0	0.00	5,000	0.00	0	0.00	0	0.00
OTHER EQUIPMENT	0	0.00	205,500	0.00	500	0.00	0	0.00
PROPERTY & IMPROVEMENTS	0	0.00	500	0.00	500	0.00	0	0.00
BUILDING LEASE PAYMENTS	0	0.00	10,000	0.00	10,000	0.00	0	0.00
EQUIPMENT RENTALS & LEASES	0	0.00	1,300	0.00	1,300	0.00	0	0.00
MISCELLANEOUS EXPENSES	0	0.00	6,500	0.00	1,500	0.00	0	0.00
<b>TOTAL - EE</b>	<b>0</b>	<b>0.00</b>	<b>2,096,635</b>	<b>0.00</b>	<b>1,196,635</b>	<b>0.00</b>	<b>0</b>	<b>0.00</b>
PROGRAM DISTRIBUTIONS	0	0.00	76,103,365	0.00	76,103,365	0.00	0	0.00
<b>TOTAL - PD</b>	<b>0</b>	<b>0.00</b>	<b>76,103,365</b>	<b>0.00</b>	<b>76,103,365</b>	<b>0.00</b>	<b>0</b>	<b>0.00</b>
<b>GRAND TOTAL</b>	<b>\$0</b>	<b>0.00</b>	<b>\$78,200,000</b>	<b>0.00</b>	<b>\$77,300,000</b>	<b>0.00</b>	<b>\$0</b>	<b>0.00</b>
<b>GENERAL REVENUE</b>	<b>\$0</b>	<b>0.00</b>	<b>\$200,000</b>	<b>0.00</b>	<b>\$200,000</b>	<b>0.00</b>		<b>0.00</b>
<b>FEDERAL FUNDS</b>	<b>\$0</b>	<b>0.00</b>	<b>\$76,000,000</b>	<b>0.00</b>	<b>\$76,000,000</b>	<b>0.00</b>		<b>0.00</b>
<b>OTHER FUNDS</b>	<b>\$0</b>	<b>0.00</b>	<b>\$2,000,000</b>	<b>0.00</b>	<b>\$1,100,000</b>	<b>0.00</b>		<b>0.00</b>



**PROGRAM DESCRIPTION**

**Department of Higher Education and Workforce Development**

**HB Section(s):** 3.140

**Program Name: Workforce Programs**

**Program is found in the following core budget(s): Workforce Programs**

**1a. What specific priority does this program address?**

Meaningful Work

**1b. What does this program do?**

- Workforce Programs provide skill development, workforce preparation and job placement services to unemployed and under-employed individuals to ensure they are no longer solely reliant on public assistance. The participant may visit our Missouri Job Center or our self-serve website, jobs.mo.gov.
- Workforce Programs provide business services to employers, assisting them to develop and maintain a workforce.
- These funds are primarily federal pass through dollars distributed according to federal and state regulations to subrecipients, primarily the Local Workforce Development Boards.

**2a. Provide an activity measure(s) for the program.**

	FY2017		FY2018		FY2019		FY2020	FY2021	FY2022
	Projected	Actual	Projected	Actual	Projected	Actual	Projected	Projected	Projected
Total Participants Served	282,240	309,049	219,578	175,839	172,753	140,320	169,298	165,912	162,594
Participants Served-In Person	N/A	224,061	N/A	86,966	85,746	88,344	84,031	82,350	80,703
Participants Served-On Line	N/A	84,988	N/A	88,873	87,007	51,976	85,267	83,562	81,891

\*Number of individuals served represents customers receiving a service through the Missouri Job Centers and our self-serve website. The number of individuals seeking services is dependent on the current state of the economy. The unemployment rate and the number of citizens on public assistance directly affects the number of individuals served.

\*\*Projections are based on the assumption the economy will remain stable and fewer individuals will be in need of reemployment services. Projections for FY

**2b. Provide a measure(s) of the program's quality.**

	FY2017		FY2018		FY2019		FY2020	FY2021	FY2022
	Projected	Actual	Projected	Actual	Projected	Actual	Projected	Projected	Projected
Employer Satisfaction Rate	80%	94%	94%	95.5%	98%	96.3%	98%	98%	98%

\*Percentage of surveyed employers satisfied with the workforce services received through staff assistance. 1108 employers participated in the survey for FY19.

**PROGRAM DESCRIPTION**

Department of Higher Education and Workforce Development

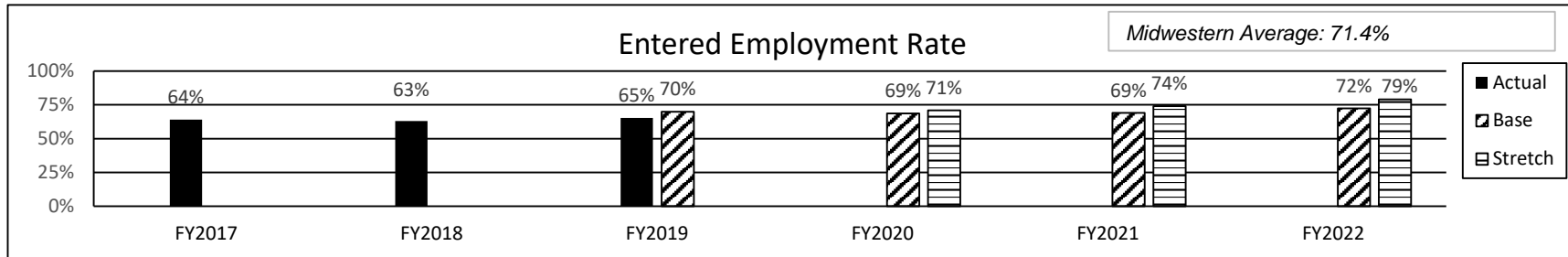
HB Section(s):

3.140

Program Name: Workforce Programs

Program is found in the following core budget(s): Workforce Programs

2c. Provide a measure(s) of the program's impact.



\*Percentage of job seekers enrolled in the Wagner Peyser program that were employed 6 months after receiving workforce services. The Wagner Peyser program establishes and supports the job centers and job center services.

\*\*Workforce Development's Federally negotiated rate for FY19 was 67%

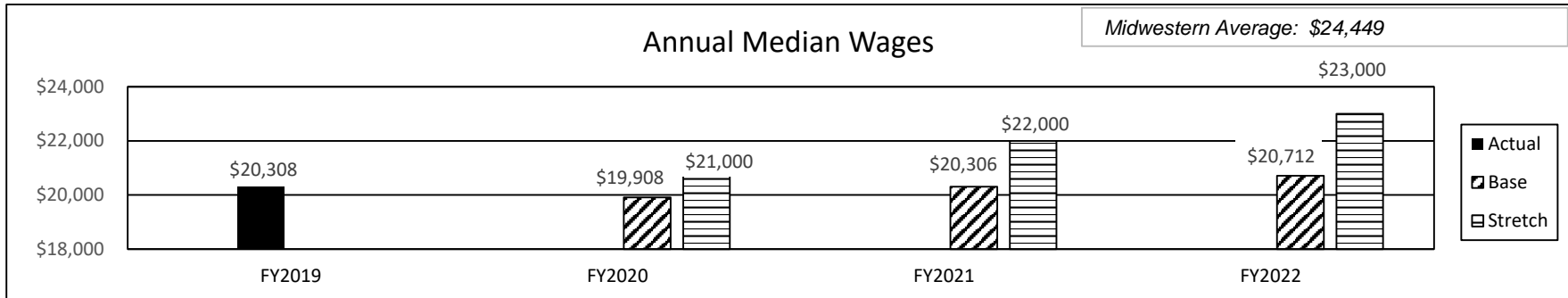
\*\*\*National data PMQ for the last two quarters of PY'17 & first two quarters of PY '18.

**PROGRAM DESCRIPTION**

Department of Higher Education and Workforce Development  
 Program Name: Workforce Programs  
 Program is found in the following core budget(s): Workforce Programs

HB Section(s): 3.140

**2c. Provide a measure(s) of the program's impact. (Continued)**



\*Median Wages are collected through direct wage record matching and reported to the US Department of Labor quarterly.

\*\*For 2019, Missouri's poverty rate for a family of 4 is \$25,750. Missouri's annual median wages is \$46,460.

\*\*\*This graph represents participants' wages in the Wagner Peyser program. The Wagner Peyser program establishes and supports the job center and job center services.

\*\*\*\*National data PMQ for the last two quarters of PY'17 & first two quarters of PY '18.

\*\*\*\*\*The data for FY16 and FY17 is unavailable due to changes in data reporting systems.

**PROGRAM DESCRIPTION**

Department of Higher Education and Workforce Development

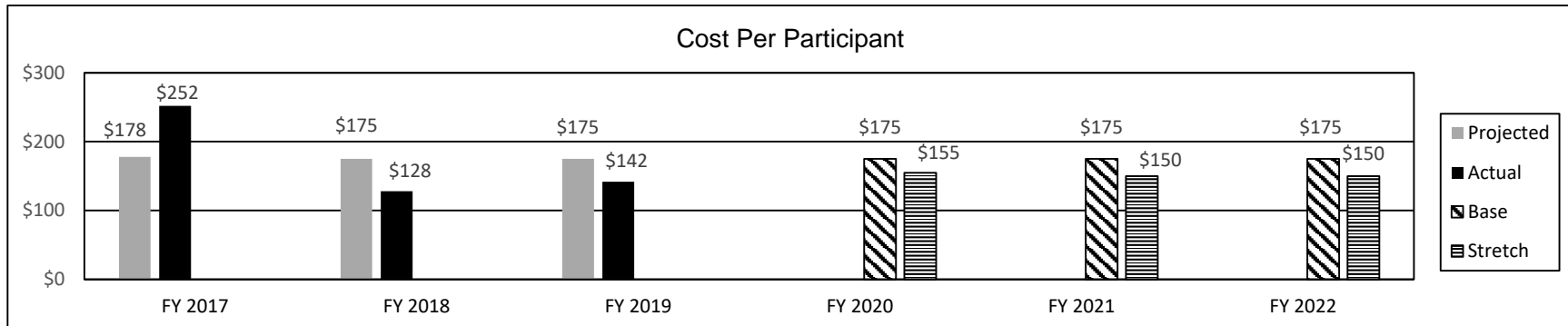
HB Section(s):

3.140

Program Name: Workforce Programs

Program is found in the following core budget(s): Workforce Programs

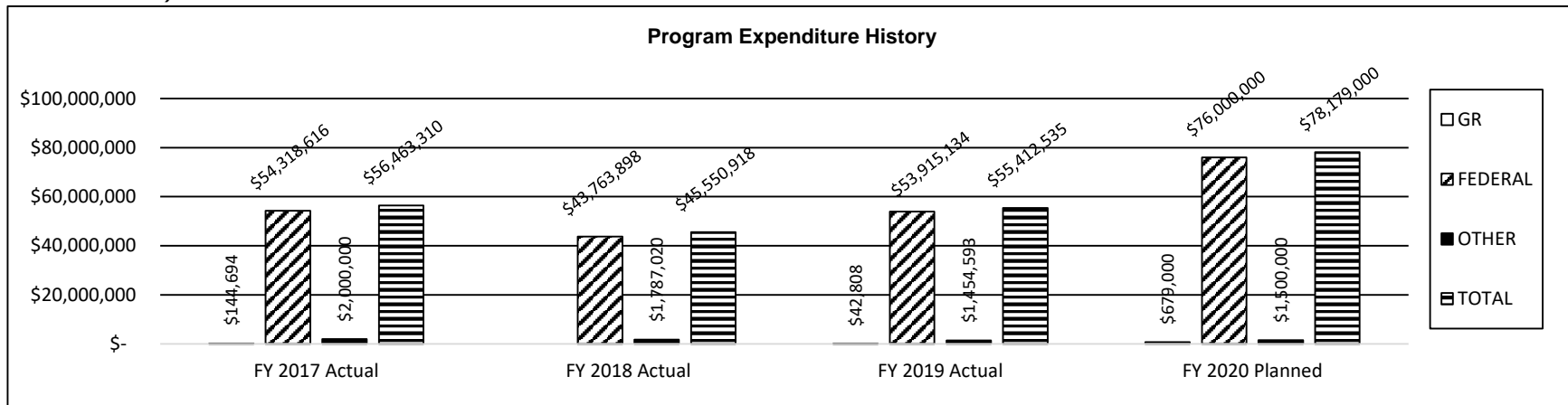
2d. Provide a measure(s) of the program's efficiency.



\*Overall cost per person receiving workforce services (adult population).

\*\*Our services are more intensive and with the changes made to the co-enrollment process, we anticipate a higher cost per participant in the future.

3. Provide actual expenditures for the prior three fiscal years and planned expenditures for the current fiscal year. (Note: Amounts do not include fringe benefit costs.)



\*GR expenditures reflects 3% Governor's Reserve.

**PROGRAM DESCRIPTION**

**Department of Higher Education and Workforce Development**

**HB Section(s):**

3.140

**Program Name: Workforce Programs**

**Program is found in the following core budget(s): Workforce Programs**

**4. What are the sources of the "Other " funds?**

Special Employment Security Fund (0949)

**5. What is the authorization for this program, i.e., federal or state statute, etc.? (Include the federal program number, if applicable.)**

Federal Statute - Public Law 113-128 and Public Law 114-27 for Trade Adjustment Assistance Reauthorization Act (TAARA) of 2015.

**6. Are there federal matching requirements? If yes, please explain.**

No

**7. Is this a federally mandated program? If yes, please explain.**

This program is federally mandated through the Workforce Innovation and Opportunities Act (WIOA) and the Trade Adjustment Assistance Reauthorization Act of 2015, and is designed to aid states and local communities in developing workforce investment systems that benefit both job seekers and employers.

**CORE DECISION ITEM**

<b>Department of</b> Higher Education and Workforce Development	<b>Budget Unit</b> 55765C
Workforce Development	
<b>Core:</b> Pre-Apprenticeship	<b>HB Section</b> 3.140

**1. CORE FINANCIAL SUMMARY**

	FY 2021 Budget Request					FY 2021 Governor's Recommendation			
	GR	Federal	Other	Total		GR	Fed	Other	Total
PS	0	0	0	0	PS	0	0	0	0
EE	0	0	0	0	EE	0	0	0	0
PSD	100,000	0	0	100,000	PSD	0	0	0	0
TRF	0	0	0	0	TRF	0	0	0	0
<b>Total</b>	<b>100,000</b>	<b>0</b>	<b>0</b>	<b>100,000</b>	<b>Total</b>	<b>0</b>	<b>0</b>	<b>0</b>	<b>0</b>
FTE	0.00	0.00	0.00	0.00	FTE	0.00	0.00	0.00	0.00

<b>Est. Fringe</b>	0	0	0	0
--------------------	---	---	---	---

*Note: Fringes budgeted in House Bill 5 except for certain fringes budgeted directly to MoDOT, Highway Patrol, and Conservation.*

<b>Est. Fringe</b>	0	0	0	0
--------------------	---	---	---	---

*Note: Fringes budgeted in House Bill 5 except for certain fringes budgeted directly to MoDOT, Highway Patrol, and Conservation.*

Other Funds:  
Notes:

Other Funds:  
Notes:

**2. CORE DESCRIPTION**

Funding for Pre-Apprenicheship Program will be used for pre-apprenticeship training in the Kansas City region. The upon completion of the pre-apprenticeship training the participant will be eligible to enroll into the Contractors and Builder's Association registered apprenticeship. This General Revenue appropriation authority will fund apprenticeships which should serve approximately 10 participants.

**3. PROGRAM LISTING (list programs included in this core funding)**

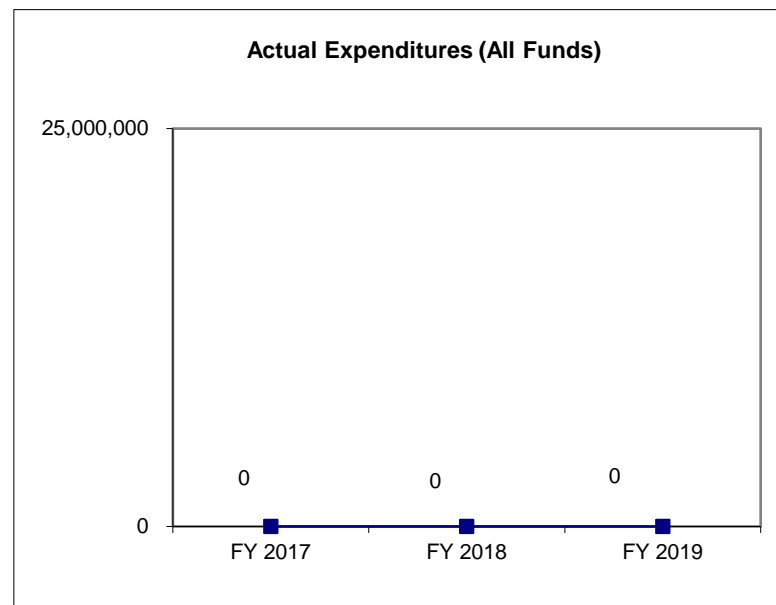
Pre-Apprenticeship

**CORE DECISION ITEM**

<b>Department of</b>	<b>Higher Education and Workforce Development</b>	<b>Budget Unit</b>	<b>55765C</b>
	<b>Workforce Development</b>		
<b>Core:</b>	<b>Pre-Apprenticeship</b>	<b>HB Section</b>	<b>3.140</b>

**4. FINANCIAL HISTORY**

	<b>FY 2017 Actual</b>	<b>FY 2018 Actual</b>	<b>FY 2019 Actual</b>	<b>FY 2020 Current Yr.</b>
Appropriation (All Funds)	0	0	0	100,000
Less Reverted (All Funds)	0	0	0	0
Less Restricted (All Funds)*	0	0	0	0
Budget Authority (All Funds)	0	0	0	100,000
Actual Expenditures (All Funds)	0	0	0	N/A
Unexpended (All Funds)	0	0	0	N/A
Unexpended, by Fund:				
General Revenue				N/A
Federal				N/A
Other				N/A



\*Restricted amount is as of: \_\_\_\_\_

Reverted includes Governor's standard 3 percent reserve (when applicable).  
 Restricted includes any extraordinary expenditure restriction (when applicable).

NOTES: This is a new appropriation in FY 2020 therefore prior year actual is not available. □

**PROGRAM DESCRIPTION**

**Department of Higher Education and Workforce Development**  
**Program Name: Workforce Development**  
**Program is found in the following core budget(s): Pre-Apprenticeship**

**HB Section(s):** 3.140

**1a. What specific priority does this program address?**

Meaningful Work

**1b. What does this program do?**

Funding for Pre-Apprenticeship Program will be used for pre-apprenticeship training in the Kansas City region. The upon completion of the pre-apprenticeship training the participant will be eligible to enroll into the Contractors and Builder’s Association registered apprenticeship. This General Revenue appropriation authority will fund apprenticeships which should serve approximately 10 participants.

**2a. Provide an activity measure(s) for the program.**

	FY2017		FY2018		FY2019		FY2020	FY2021	FY2022
	Projected	Actual	Projected	Actual	Projected	Actual	Projected	Projected	Projected
Total Participants Served	282,240	309,049	219,578	175,839	172,753	140,320	169,298	165,912	162,594
Participants Served-In Person	N/A	224,061	N/A	86,966	85,746	88,344	84,031	82,350	80,703
Participants Served-On Line	N/A	84,988	N/A	88,873	87,007	51,976	85,267	83,562	81,891

Note 1: Number of individuals served represents customers receiving a service through the Missouri Job Centers and our self-serve website. The number of individuals seeking services is dependent on the current state of the economy. The unemployment rate and the number of citizens on public assistance directly affects the number of individuals served.

Note 2: Projections are based on the assumption the economy will remain stable and fewer individuals will be in need of reemployment services. Projections for FY2020-FY2022 are estimated to decrease by 2% per year.

**2b. Provide a measure(s) of the program's quality.**

	FY2017		FY2018		FY2019		FY2020	FY2021	FY2022
	Projected	Actual	Projected	Actual	Projected	Actual	Projected	Projected	Projected
Employer Satisfaction Rate	80%	94%	94%	95.5%	98%	96.3%	98%	98%	98%

Note 1: Percentage of surveyed employers satisfied with the workforce services received through staff assistance. 1108 employers participated in the survey for FY19.

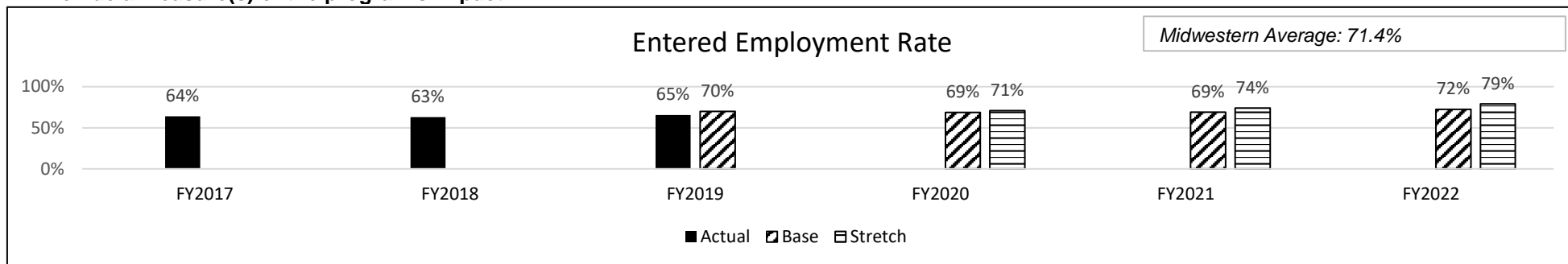


**PROGRAM DESCRIPTION**

Department of Higher Education and Workforce Development  
 Program Name: Workforce Development  
 Program is found in the following core budget(s): Pre-Apprenticeship

HB Section(s): 3.140

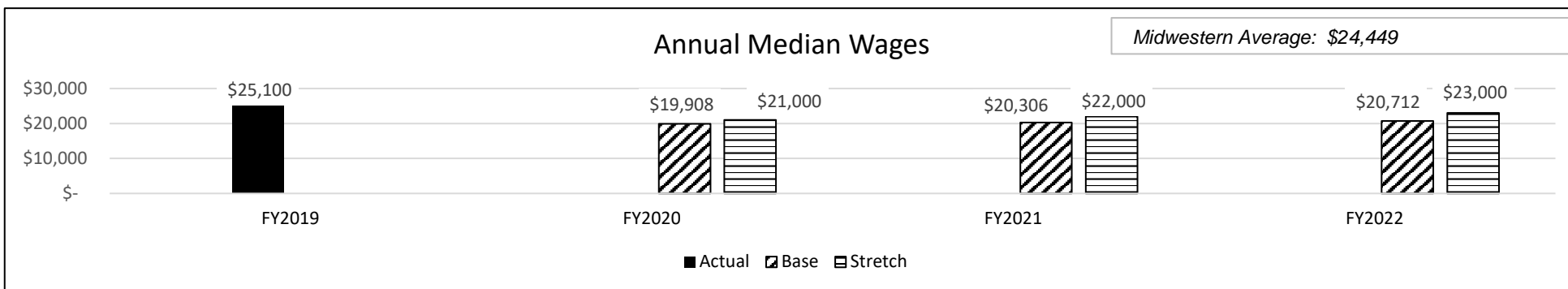
2c. Provide a measure(s) of the program's impact.



Note 1: Percentage of job seekers enrolled in the Wagner Peyser program that were employed 6 months after receiving workforce services. The Wagner Peyser program establishes and supports the job centers and job center services.

Note 2: Workforce Development's Federally negotiated rate for FY19 was 67%

Note 3: National data PMQ for the last two quarters of PY'17 & first two quarters of PY '18.



Note 1: Median Wages are collected through direct wage record matching and reported to the US Department of Labor quarterly.

Note 2: For 2019, Missouri's poverty rate for a family of 4 is \$25,100. Missouri's annual median wages is \$46,460.

Note 2: This graph represents participants' wages in the Wagner Peyser program. The Wagner Peyser program establishes and supports the job center and job center services.

Note 3: National data PMQ for the last two quarters of PY'17 & first two quarters of PY '18.

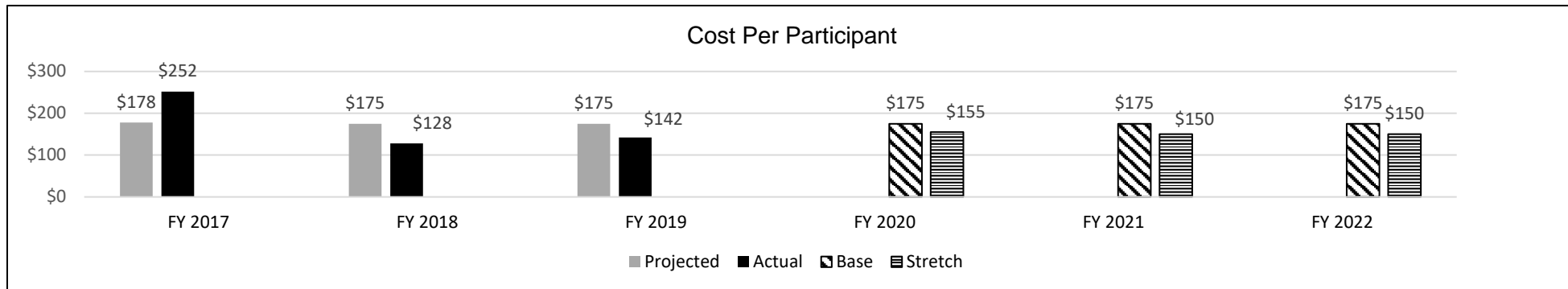
Note 4: The data for FY16 and FY17 is unavailable due to changes in data reporting systems.

**PROGRAM DESCRIPTION**

Department of Higher Education and Workforce Development  
 Program Name: Workforce Development  
 Program is found in the following core budget(s): Pre-Apprenticeship

HB Section(s): 3.140

2d. Provide a measure(s) of the program's efficiency.



Note 1: Overall cost per person receiving workforce services (adult population).


Note 2: Our services are more intensive and with the changes made to the co-enrollment process, we anticipate a higher cost per participant in the future.

**PROGRAM DESCRIPTION**

Department of Higher Education and Workforce Development \_\_\_\_\_  
 Program Name: Workforce Development \_\_\_\_\_  
 Program is found in the following core budget(s): Pre-Apprenticeship \_\_\_\_\_

HB Section(s): 3.140

3. Provide actual expenditures for the prior three fiscal years and planned expenditures for the current fiscal year. *(Note: Amounts do not include fringe benefit costs.)*



Note: Planned GR expenditures reflects 3% Governor's Reserve. This is a new appropriation in FY 2020 therefore prior year actual is not available.

4. What are the sources of the "Other " funds?

5. What is the authorization for this program, i.e., federal or state statute, etc.? (Include the federal program number, if applicable.)

6. Are there federal matching requirements? If yes, please explain.

7. Is this a federally mandated program? If yes, please explain.

**CORE DECISION ITEM**

Department of	<b>Higher Education and Workforce Development</b>	Budget Unit	<b>55753C</b>
	<b>Workforce Development</b>		
Core:	<b>Computer Programming Apprenticeships</b>	HB Section	<b>3.140</b>

**1. CORE FINANCIAL SUMMARY**

	FY 2021 Budget Request					FY 2021 Governor's Recommendation			
	GR	Federal	Other	Total		GR	Fed	Other	Total
PS	0	0	0	0	PS	0	0	0	0
EE	0	0	0	0	EE	0	0	0	0
PSD	500,000	0	0	500,000	PSD	0	0	0	0
TRF	0	0	0	0	TRF	0	0	0	0
<b>Total</b>	<b>500,000</b>	<b>0</b>	<b>0</b>	<b>500,000</b>	<b>Total</b>	<b>0</b>	<b>0</b>	<b>0</b>	<b>0</b>
FTE	0.00	0.00	0.00	0.00	FTE	0.00	0.00	0.00	0.00

<b>Est. Fringe</b>	0	0	0	0
--------------------	---	---	---	---

*Note: Fringes budgeted in House Bill 5 except for certain fringes budgeted directly to MoDOT, Highway Patrol, and Conservation.*

<b>Est. Fringe</b>	0	0	0	0
--------------------	---	---	---	---

*Note: Fringes budgeted in House Bill 5 except for certain fringes budgeted directly to MoDOT, Highway Patrol, and Conservation.*

Other Funds:  
Notes:

Other Funds:  
Notes:

**2. CORE DESCRIPTION**

Funding for a vendor will be use to train participants, located in Missouri, on computer programming and coding that is cost free to the participant. This General Revenue appropriation authority will ensure the participants are career ready for computer programming jobs in the state. It is projected this funding will serve at approximately 100 participants.

**3. PROGRAM LISTING (list programs included in this core funding)**

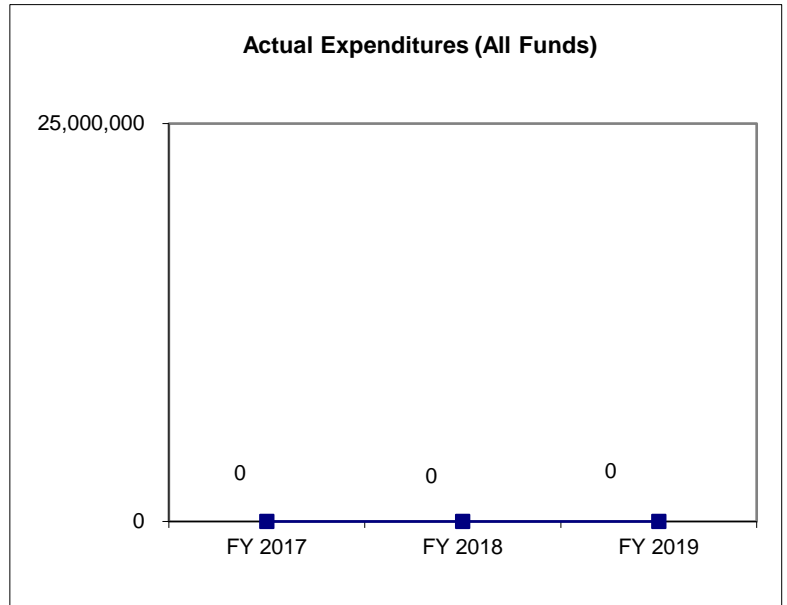
Vendor for Computer Programming Apprenticeships

**CORE DECISION ITEM**

<b>Department of</b>	<b>Higher Education and Workforce Development</b>	<b>Budget Unit</b>	<b>55753C</b>
	<b>Workforce Development</b>		
<b>Core:</b>	<b>Computer Programming Apprenticeships</b>	<b>HB Section</b>	<b>3.140</b>

**4. FINANCIAL HISTORY**

	<b>FY 2017 Actual</b>	<b>FY 2018 Actual</b>	<b>FY 2019 Actual</b>	<b>FY 2020 Current Yr.</b>
Appropriation (All Funds)	0	0	0	500,000
Less Reverted (All Funds)	0	0	0	0
Less Restricted (All Funds)*	0	0	0	0
Budget Authority (All Funds)	0	0	0	500,000
Actual Expenditures (All Funds)	0	0	0	N/A
Unexpended (All Funds)	0	0	0	N/A
Unexpended, by Fund:				
General Revenue				N/A
Federal				N/A
Other				N/A



\*Restricted amount is as of: \_\_\_\_\_

Reverted includes Governor's standard 3 percent reserve (when applicable).  
 Restricted includes any extraordinary expenditure restriction (when applicable).

*NOTES: This is a new appropriation in FY 2020 therefore prior year actual is not available.*

**CORE RECONCILIATION DETAIL**

---

**DEPARTMENT OF HIGHER EDUCATION  
COMPUTER PROGRAMMING APPRENTICESHIPS**

---

**5. CORE RECONCILIATION DETAIL**

---

	<b>Budget Class</b>	<b>FTE</b>	<b>GR</b>	<b>Federal</b>	<b>Other</b>	<b>Total</b>	<b>Explanation</b>
<b>TAFP AFTER VETOES</b>							
	PD	0.00	500,000	0	0	500,000	
	<b>Total</b>	<b>0.00</b>	<b>500,000</b>	<b>0</b>	<b>0</b>	<b>500,000</b>	
<b>DEPARTMENT CORE REQUEST</b>							
	PD	0.00	500,000	0	0	500,000	
	<b>Total</b>	<b>0.00</b>	<b>500,000</b>	<b>0</b>	<b>0</b>	<b>500,000</b>	
<b>GOVERNOR'S RECOMMENDED CORE</b>							
	PD	0.00	500,000	0	0	500,000	
	<b>Total</b>	<b>0.00</b>	<b>500,000</b>	<b>0</b>	<b>0</b>	<b>500,000</b>	

**DECISION ITEM SUMMARY**

<b>Budget Unit</b>								
<b>Decision Item</b>	<b>FY 2019</b>	<b>FY 2019</b>	<b>FY 2020</b>	<b>FY 2020</b>	<b>FY 2021</b>	<b>FY 2021</b>	<b>*****</b>	<b>*****</b>
<b>Budget Object Summary</b>	<b>ACTUAL</b>	<b>ACTUAL</b>	<b>BUDGET</b>	<b>BUDGET</b>	<b>DEPT REQ</b>	<b>DEPT REQ</b>	<b>SECURED</b>	<b>SECURED</b>
<b>Fund</b>	<b>DOLLAR</b>	<b>FTE</b>	<b>DOLLAR</b>	<b>FTE</b>	<b>DOLLAR</b>	<b>FTE</b>	<b>COLUMN</b>	<b>COLUMN</b>
<b>COMP PROG APPREN</b>								
<b>CORE</b>								
PROGRAM-SPECIFIC								
GENERAL REVENUE	0	0.00	500,000	0.00	500,000	0.00	0	0.00
TOTAL - PD	0	0.00	500,000	0.00	500,000	0.00	0	0.00
<b>TOTAL</b>	<b>0</b>	<b>0.00</b>	<b>500,000</b>	<b>0.00</b>	<b>500,000</b>	<b>0.00</b>	<b>0</b>	<b>0.00</b>
<b>GRAND TOTAL</b>	<b>\$0</b>	<b>0.00</b>	<b>\$500,000</b>	<b>0.00</b>	<b>\$500,000</b>	<b>0.00</b>	<b>\$0</b>	<b>0.00</b>

**DECISION ITEM DETAIL**

Budget Unit	FY 2019	FY 2019	FY 2020	FY 2020	FY 2021	FY 2021	*****	*****
Decision Item	ACTUAL	ACTUAL	BUDGET	BUDGET	DEPT REQ	DEPT REQ	SECURED	SECURED
Budget Object Class	DOLLAR	FTE	DOLLAR	FTE	DOLLAR	FTE	COLUMN	COLUMN
<b>COMP PROG APPREN</b>								
<b>CORE</b>								
PROGRAM DISTRIBUTIONS	0	0.00	500,000	0.00	500,000	0.00	0	0.00
<b>TOTAL - PD</b>	<b>0</b>	<b>0.00</b>	<b>500,000</b>	<b>0.00</b>	<b>500,000</b>	<b>0.00</b>	<b>0</b>	<b>0.00</b>
<b>GRAND TOTAL</b>	<b>\$0</b>	<b>0.00</b>	<b>\$500,000</b>	<b>0.00</b>	<b>\$500,000</b>	<b>0.00</b>	<b>\$0</b>	<b>0.00</b>
GENERAL REVENUE	\$0	0.00	\$500,000	0.00	\$500,000	0.00		0.00
FEDERAL FUNDS	\$0	0.00	\$0	0.00	\$0	0.00		0.00
OTHER FUNDS	\$0	0.00	\$0	0.00	\$0	0.00		0.00



**PROGRAM DESCRIPTION**

**Department of Higher Education and Workforce Development**  
**Program Name: Workforce Development**  
**Program is found in the following core budget(s): Computer Prog. Appren.**

**HB Section(s):** 3.140

**1a. What specific priority does this program address?**

Meaningful Work

**1b. What does this program do?**

Funding for a vendor will be use to train participants, located in Missouri, on computer programming and coding that is cost free to the participant. This General Revenue appropriation authority will ensure the participants are career ready for computer programming jobs in the state. It is projected this funding will serve at approximately 100 participants.

**2a. Provide an activity measure(s) for the program.**

	FY2017		FY2018		FY2019		FY2020	FY2021	FY2022
	Projected	Actual	Projected	Actual	Projected	Actual	Projected	Projected	Projected
Total Participants Served	282,240	309,049	219,578	175,839	172,753	140,320	169,298	165,912	162,594
Participants Served-In Person	N/A	224,061	N/A	86,966	85,746	88,344	84,031	82,350	80,703
Participants Served-On Line	N/A	84,988	N/A	88,873	87,007	51,976	85,267	83,562	81,891

Note 1: Number of individuals served represents customers receiving a service through the Missouri Job Centers and our self-serve website. The number of individuals seeking services is dependent on the current state of the economy. The unemployment rate and the number of citizens on public assistance directly affects the number of individuals served.

Note 2: Projections are based on the assumption the economy will remain stable and fewer individuals will be in need of reemployment services. Projections for FY2020-FY2022 are estimated to decrease by 2% per year.

**2b. Provide a measure(s) of the program's quality.**

	FY2017		FY2018		FY2019		FY2020	FY2021	FY2022
	Projected	Actual	Projected	Actual	Projected	Actual	Projected	Projected	Projected
Employer Satisfaction Rate	80%	94%	94%	95.5%	98%	96.3%	98%	98%	98%

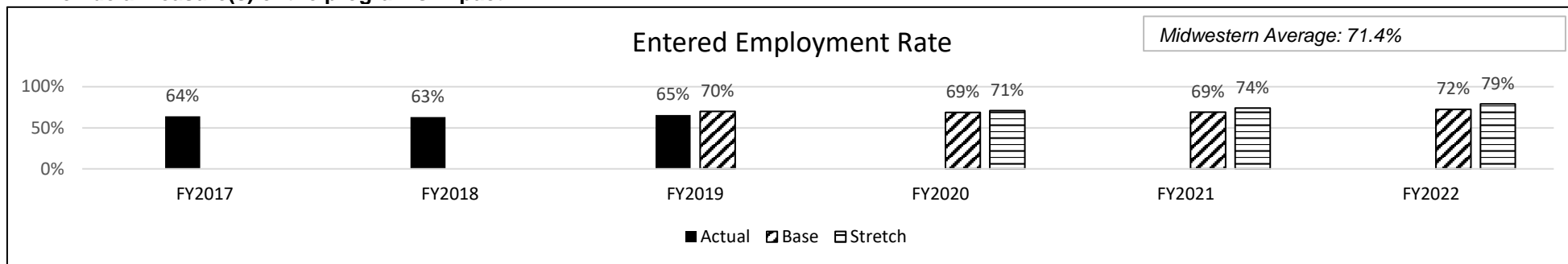
Note 1: Percentage of surveyed employers satisfied with the workforce services received through staff assistance. 1108 employers participated in the survey for FY19.

**PROGRAM DESCRIPTION**

**Department of Higher Education and Workforce Development**  
**Program Name: Workforce Development**  
**Program is found in the following core budget(s): Computer Prog. Appren.**

**HB Section(s):** 3.140

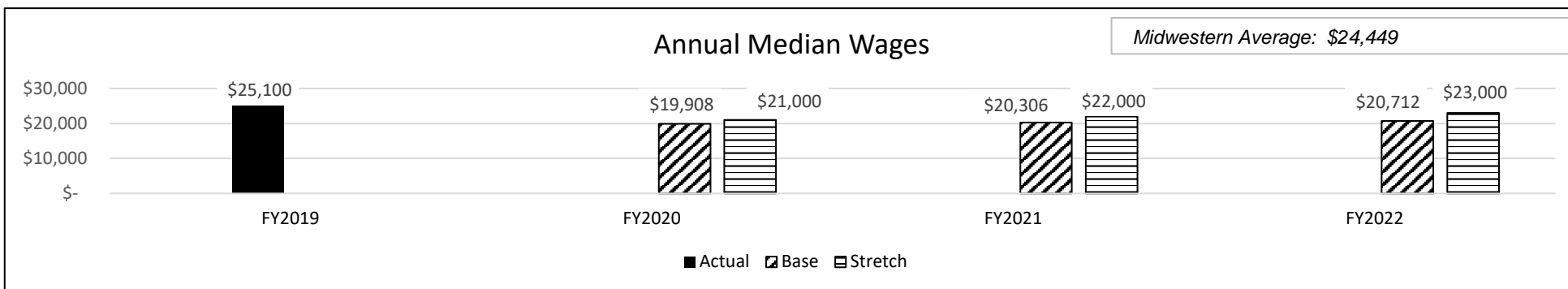
**2c. Provide a measure(s) of the program's impact.**



Note 1: Percentage of job seekers enrolled in the Wagner Peyser program that were employed 6 months after receiving workforce services. The Wagner Peyser program establishes and supports the job centers and job center services.

Note 2: Workforce Development's Federally negotiated rate for FY19 was 67%

Note 3: National data PMQ for the last two quarters of PY'17 & first two quarters of PY '18.



Note 1: Median Wages are collected through direct wage record matching and reported to the US Department of Labor quarterly.

Note 2: For 2019, Missouri's poverty rate for a family of 4 is \$25,100. Missouri's annual median wages is \$46,460.

Note 2: This graph represents participants' wages in the Wagner Peyser program. The Wagner Peyser program establishes and supports the job center and job center services.

Note 3: National data PMQ for the last two quarters of PY'17 & first two quarters of PY '18.

Note 4: The data for FY16 and FY17 is unavailable due to changes in data reporting systems.

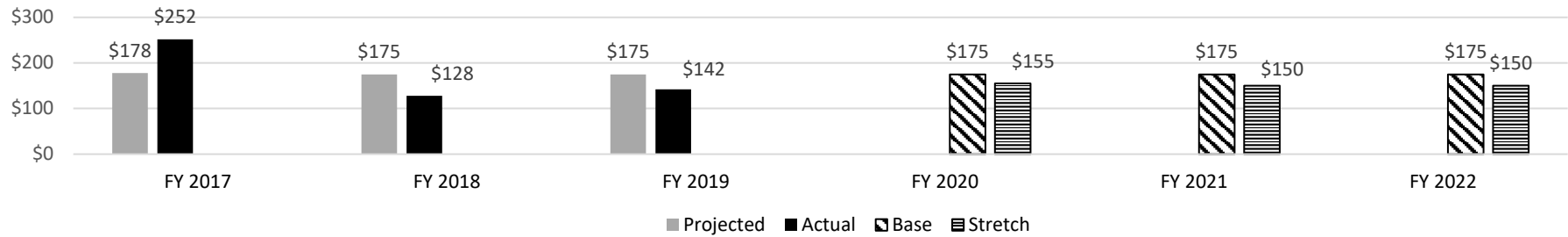
**PROGRAM DESCRIPTION**

Department of Higher Education and Workforce Development  
 Program Name: Workforce Development  
 Program is found in the following core budget(s): Computer Prog. Appren.

HB Section(s): 3.140

2d. Provide a measure(s) of the program's efficiency.

Cost Per Participant



Note 1: Overall cost per person receiving workforce services (adult population).

Note 2: Our services are more intensive and with the changes made to the co-enrollment process, we anticipate a higher cost per participant in the future.

**PROGRAM DESCRIPTION**


Department of Higher Education and Workforce Development \_\_\_\_\_

HB Section(s): 3.140

Program Name: Workforce Development

Program is found in the following core budget(s): Computer Prog. Appren.

3. Provide actual expenditures for the prior three fiscal years and planned expenditures for the current fiscal year. *(Note: Amounts do not include fringe benefit costs.)*



Note: Planned GR expenditures reflects 3% Governor's Reserve. This is a new appropriation in FY 2020 therefore prior year actual is not available.

4. What are the sources of the "Other " funds?

5. What is the authorization for this program, i.e., federal or state statute, etc.? (Include the federal program number, if applicable.)

6. Are there federal matching requirements? If yes, please explain.

No

7. Is this a federally mandated program? If yes, please explain.