

# State of Missouri

## Statewide Real Estate Recommendation



**FY 2021**

**Office of Administration  
Division of Facilities Management, Design and Construction  
Real Estate Services Unit  
Agency Recommendation**

**OFFICE OF ADMINISTRATION  
 DIVISION OF FACILITIES MANAGEMENT, DESIGN AND CONSTRUCTION  
 HB 13 – STATEWIDE REAL ESTATE  
 FY 2021 DEPARTMENT REQUEST BUDGET**

**Table of Contents**

**House Bill 13**

Statewide Real Estate Budget Summary .....	1
Reconciliation Summary .....	3
Historical Budget Information .....	4
Fund Summary.....	5
Leased Facilities .....	10
State Office Building (State-owned) Facilities.....	25
Agency Program (Institutional) Facilities .....	34
OA-RATF .....	37

**Core Forms**

Department of Agriculture .....	38
Attorney General’s Office .....	43
State Auditor’s Office .....	48
Department of Corrections .....	52
Department of Elementary & Secondary Education .....	56
Department of Economic Development .....	61
Missouri Ethics Commission .....	65
Missouri Gaming Commission .....	68
Office of the Governor .....	72
Department of Health and Senior Services.....	75
Department of Higher Education.....	80
Missouri State Highway Patrol .....	84
Department of Commerce and Insurance .....	89
Judiciary .....	94
Department of Labor and Industrial Relations .....	98
Legislature.....	103
Missouri Lottery.....	107

**Core Forms (continued)**

Lieutenant Governor’s Office .....	110
Department of Mental Health .....	114
OA-RATF.....	119
Missouri National Guard.....	122
Department of Natural Resources.....	125
Office of Administration .....	131
Department of Public Safety .....	135
Department of Revenue .....	139
Secretary of State’s Office .....	143
Department of Social Services.....	147
State Treasurer’s Office .....	152
Legal Expense Transfer Fund.....	155

**New Decision Items**

Secretary of State – Records Center Expansion .....	158
DOC – Eastern Region Training Center Farmington ..	162
OA – ERP Space .....	168
Missouri Lottery – St. Louis Office .....	171
Judiciary – Office of State courts Administration .....	176
Statewide – FY 20 Cost to Continue Pay Plan .....	181
Statewide – Mkt Adjust Cost to Continue Pay Plan ....	183

**FY 2021**

**HB 13 - Statewide Real Estate Budget Summary**

**Office of Administration**

**Division of Facilities Management, Design and Construction**

**Department Request Budget**

The Division of Facilities Management, Design and Construction (FMDC) provides oversight for all leased facilities, state office building (state-owned) facilities, and most agency program (institutional) facilities, excluding facilities occupied by Conservation, MoDOT and Colleges and Universities. The total square footage under the oversight of FMDC exceeds 12.5M as shown below.

<b>SQUARE FOOTAGE</b>	
3,172,655	Leased Facilities - office, day treatment, state schools, warehouse, labs, etc.
3,755,987	State Office Building (State-owned) Facilities - office, labs, warehouse, etc.
5,602,137	Agency Program (Institutional) Facilities - state schools and mental health facilities
<b>12,530,779</b>	<b>TOTAL SQUARE FOOTAGE (Includes OA-RATF)</b>

The FY 2021 Department Request Budget total of approximately \$110M includes the annual rent for leased facilities and the annual cost of operations for state office building facilities and agency program facilities. The cost per square foot for state office building facilities and agency program facilities is based on prior year actual cost of operations. The cost per square foot for leased facilities reflects current lease rates and the prior year costs for janitorial and utilities. A summary of the FY 2021 Department Request Budget is shown below.

<b>ANNUAL RENT</b>	<b>FACILITY TYPE</b>
46,984,935	Leased Facilities
28,906,585	State Office Building (State-owned) Facilities
32,360,321	Agency Program (Institutional) Facilities
1,500,000	OA-RATF
<b>109,751,841</b>	<b>TOTAL SQUARE FOOTAGE (Includes OA-RATF)</b>

<b>TRANSFERS IN</b>		<b>RECOMMENDED FUNDING</b>		
<b>DEPARTMENT</b>	<b>DESCRIPTION</b>	<b>GR</b>	<b>FEDERAL</b>	<b>OTHER</b>
Corrections	Transfer in Rent Funding	\$20,414	\$0	\$0
Mental Health	Transfer in Rent Funding	\$0	\$1,440	\$0
<b>TOTAL BY FUND</b>		<b>\$20,414</b>	<b>\$1,440</b>	<b>\$0</b>
<b>TOTAL (ALL FUNDS)</b>		<b>\$20,414</b>		

Significant Core Actions (continued):

TRANSFERS OUT		RECOMMENDED FUNDING		
DEPARTMENT	DESCRIPTION	GR	FEDERAL	OTHER
		\$0	\$0	\$0
		\$0	\$0	\$0
TOTAL BY FUND		\$0	\$0	\$0
TOTAL (ALL FUNDS)		\$0		

CORE REDUCTIONS		RECOMMENDED FUNDING		
DEPARTMENT	DESCRIPTION	GR	FEDERAL	OTHER
		\$0	\$0	\$0
		\$0	\$0	\$0
TOTAL BY FUND		\$0	\$0	\$0
TOTAL (ALL FUNDS)		\$0		

CORE REDUCTIONS		RECOMMENDED FUNDING		
DEPARTMENT	DESCRIPTION	GR	FEDERAL	OTHER
Secretary of State	Records Center Expansion	\$221,375	\$0	\$0
Corrections	Eastern Region Training Center - Farmington	\$236,369	\$0	\$0
Office of Administration	ERP Space NDI	\$537,500	\$0	\$0
Lottery	St. Louis Office Leasing NDI	\$0	\$0	\$116,226
Judiciary	Office of State Courts - Increase in Annual Lease Costs	\$593,008	\$3,450	\$21,150
Statewide	Pay Plan - FY 2020 Cost to Continue	\$270,083	\$34,871	\$23,031
Statewide	Market Adjustment Pay Plan - FY 2020 Cost to Continue	\$564,481	\$46,612	\$29,303
TOTAL BY FUND		\$2,422,816	\$84,933	\$189,710
TOTAL (ALL FUNDS)		\$2,697,459		

**FY 2021 HB13 RECONCILIATION SUMMARY - DEPARTMENT REQUEST**

<b>RECONCILIATION</b>	<b>GENERAL REVENUE</b>	<b>FEDERAL</b>	<b>OTHER</b>	<b>TOTAL</b>
FY 2020 APPROPRIATION - LEASING	\$ 25,772,370	\$ 13,001,575	\$ 6,389,158	\$ 45,163,103
LEASING TRANSFERS IN	\$ 20,414	\$ 1,440	\$ -	\$ 21,854
LEASING CORE REALLOCATIONS	\$ -	\$ (19,230)	\$ 68,568	\$ 49,338
NDIs-ADDITIONAL SPACE	\$ 1,612,852	\$ -	\$ 116,226	\$ 1,729,078
NDI-COST TO CONTINUE PAY PLAN	\$ 12,016	\$ 4,995	\$ 2,710	\$ 19,721
NDI-MARKET RATE CTC (MBSA)	\$ 1,130	\$ 463	\$ 248	\$ 1,841
<b>FY 2021 GOVERNOR RECOMMENDS LEASING TOTAL</b>	<b>\$ 27,418,782</b>	<b>\$ 12,989,243</b>	<b>\$ 6,576,910</b>	<b>\$ 46,984,935</b>
FY 2020 APPROPRIATION - STATE OWNED	\$ 18,997,575	\$ 5,727,082	\$ 4,012,314	\$ 28,736,971
STATE OWNED CORE REALLOCATIONS	\$ -	\$ (1,268)	\$ (108,561)	\$ (109,829)
NDI-COST TO CONTINUE PAY PLAN	\$ 81,590	\$ 24,582	\$ 16,761	\$ 122,933
NDI-MARKET RATE CTC (MBSA)	\$ 103,879	\$ 31,297	\$ 21,334	\$ 156,510
<b>FY 2021 GOVERNOR RECOMMENDS STATE OWNED TOTAL</b>	<b>\$ 19,183,044</b>	<b>\$ 5,781,693</b>	<b>\$ 3,941,848</b>	<b>\$ 28,906,585</b>
FY 2020 APPROPRIATION - INSTITUTIONAL	\$ 29,127,255	\$ 836,294	\$ 1,668,905	\$ 31,632,454
INSTITUTIONAL CORE REALLOCATIONS	\$ -	\$ -	\$ 60,491	\$ 60,491
NDI-COST TO CONTINUE PAY PLAN	\$ 176,477	\$ 5,294	\$ 3,560	\$ 185,331
NDI-MARKET RATE CTC (MBSA)	\$ 459,472	\$ 14,852	\$ 7,721	\$ 482,045
<b>FY 2021 GOVERNOR RECOMMENDS INSTITUTIONAL TOTAL</b>	<b>\$ 29,763,204</b>	<b>\$ 856,440</b>	<b>\$ 1,740,677</b>	<b>\$ 32,360,321</b>
FY 2020 APPROPRIATION - OA-RATF	\$ -	\$ -	\$ 1,500,000	\$ 1,500,000
<b>FY 2021 GOVERNOR RECOMMENDS OA-RATF TOTAL</b>	<b>\$ -</b>	<b>\$ -</b>	<b>\$ 1,500,000</b>	<b>\$ 1,500,000</b>
<b>TOTAL FY 2021 HB13 DEPARTMENT REQUESTS</b>	<b>\$ 76,365,030</b>	<b>\$ 19,627,376</b>	<b>\$ 13,759,435</b>	<b>\$ 109,751,841</b>

**HB 13 HISTORICAL BUDGET INFORMATION**

<b>FY2021 Budget</b>	<b>Dept. Request</b>	<b>TAFP after Vetoes</b>
Leasing	\$46,929,745	
State Owned	\$28,906,585	
Institutional	\$32,360,321	
OA RATF	\$1,500,000	
National Guard	\$0	
<b>FY2020 Total</b>	<b>\$109,696,651</b>	<b>\$0</b>
<b>FY2020 Budget</b>	<b>Dept. Request</b>	<b>TAFP after Vetoes</b>
Leasing	\$45,897,858	\$45,163,103
State Owned	\$28,342,718	\$28,736,971
Institutional	\$30,926,522	\$31,632,454
OA RATF	\$1,500,000	\$1,500,000
National Guard	\$0	\$0
<b>FY2020 Total</b>	<b>\$106,667,098</b>	<b>\$107,032,528</b>
<b>FY2019 Budget</b>	<b>Dept. Request</b>	<b>TAFP after Vetoes</b>
Leasing	\$45,356,747	\$45,546,518
State Owned	\$27,668,415	\$27,628,807
Institutional	\$35,248,441	\$35,170,784
OA RATF	\$1,500,000	\$1,500,000
National Guard	\$0	\$0
<b>FY2019 Total</b>	<b>\$109,773,603</b>	<b>\$109,846,109</b>
<b>FY2018 Budget</b>	<b>Dept. Request</b>	<b>TAFP after Vetoes</b>
Leasing	\$44,901,931	\$44,901,931
State Owned	\$27,057,971	\$27,057,971
Institutional	\$34,302,805	\$34,302,805
OA RATF	\$1,500,000	\$1,500,000
National Guard	\$0	\$0
<b>FY2018 Total</b>	<b>\$107,762,707</b>	<b>\$107,762,707</b>
<b>FY2017 Budget</b>	<b>Dept. Request</b>	<b>TAFP after Vetoes</b>
Leasing	\$42,784,072	\$42,649,410
State Owned	\$26,816,538	\$26,816,538
Institutional	\$34,553,853	\$34,553,853
OA RATF	\$1,500,000	\$1,500,000
National Guard	\$1,681,676	\$1,681,676
<b>FY2017 Total</b>	<b>\$107,336,139</b>	<b>\$107,190,385</b>
<b>FY2016 Budget</b>	<b>Dept. Request</b>	<b>TAFP after Vetoes</b>
Leasing	\$42,049,098	\$42,049,098
State Owned	\$26,108,846	\$26,108,846
Institutional	\$34,382,909	\$34,382,909
OA RATF	\$1,500,000	\$1,500,000
National Guard	\$1,656,676	\$1,656,676
<b>FY2016 Total</b>	<b>\$105,697,529</b>	<b>\$105,697,529</b>

<b>FY2015 Budget</b>	<b>Dept. Request</b>	<b>TAFP after Vetoes</b>
Leasing	\$41,396,419	\$41,384,740
State Owned	\$26,351,709	\$32,272,234
Institutional	\$35,203,117	\$35,062,481
OA RATF	\$1,500,000	\$1,500,000
National Guard	\$1,657,596	\$1,657,112
<b>FY2015 Total</b>	<b>\$106,108,841</b>	<b>\$111,876,567</b>
<b>FY2014 Budget</b>	<b>Dept. Request</b>	<b>TAFP after Vetoes</b>
Leasing	\$40,479,564	\$40,689,485
State Owned	\$25,644,160	\$25,843,857
Institutional	\$78,343,543	\$79,012,834
OA RATF	\$1,500,000	\$1,500,000
National Guard	\$6,632,405	\$7,782,405
<b>FY2014 Total</b>	<b>\$152,599,672</b>	<b>\$154,828,581</b>
<b>FY2013 Budget</b>	<b>Dept. Request</b>	<b>TAFP after Vetoes</b>
Leasing	\$40,429,545	\$40,429,545
State Owned	\$26,332,946	\$26,428,196
Institutional	\$78,539,407	\$78,812,202
OA RATF	\$919,561	\$1,500,000
National Guard	\$6,632,405	\$6,632,405
<b>FY2013 Total</b>	<b>\$152,853,864</b>	<b>\$153,802,348</b>
<b>FY2012 Budget</b>	<b>Dept. Request</b>	<b>TAFP after Vetoes</b>
Leasing	\$40,251,525	\$40,162,853
State Owned	\$26,710,394	\$26,710,394
Institutional	\$78,844,599	\$78,844,599
OA RATF	\$610,386	\$610,386
National Guard	\$6,632,405	\$6,632,405
<b>FY2012 Total</b>	<b>\$153,049,309</b>	<b>\$152,960,637</b>
<b>FY2011 Budget</b>	<b>Dept. Request</b>	<b>TAFP after Vetoes</b>
Leasing	\$44,637,434	\$43,068,008
State Owned	\$28,217,916	\$26,588,564
Institutional	\$78,226,057	\$75,089,946
OA RATF	\$1,095,189	\$1,124,519
National Guard	\$6,651,106	\$6,651,106
<b>FY2011 Total</b>	<b>\$158,827,702</b>	<b>\$152,522,143</b>
<b>FY2010 Budget</b>	<b>Dept. Request</b>	<b>TAFP after Vetoes</b>
Leasing	\$51,148,894	\$47,772,371
State Owned	\$28,540,022	\$26,924,843
Institutional	\$69,793,544	\$67,722,412
OA RATF	\$863,628	\$846,622
National Guard	\$5,914,307	\$5,967,092
<b>FY2010 Total</b>	<b>\$156,260,395</b>	<b>\$149,233,340</b>

**HB 13 FUND SUMMARY  
FY 2021**

<i>FUND NAME</i>	<i>FUND</i>	<i>APPROPRIATION NAME</i>	<i>APPROP</i>	<i>GENERAL REVENUE</i>	<i>FEDERAL</i>	<i>OTHER</i>	<i>TOTAL</i>
GENERAL REVENUE	0101	AGRICULTURE LEASING-0101	1473	\$ 242,713			\$ 242,713
AGRICULTURE-FED/OTHER	0133	AGRICULTURE LEASING-0133	4227		\$ 4,642		\$ 4,642
GRAIN INSPECTION FEES	0647	AGRICULTURE LEASING-0647	1474			\$ 67,823	\$ 67,823
PETROLEUM INSPECTION FUND	0662	AGRICULTURE LEASING-0662	0653			\$ 7,727	\$ 7,727
AGRICULTURE PROTECTION	0970	AGRICULTURE LEASING-0970	8194			\$ 1,060	\$ 1,060
GENERAL REVENUE	0101	AGRICULTURE STATE OWNED-0101	7676	\$ 91,498			\$ 91,498
AGRICULTURE-FEDERAL AND OTHER	0133	AGRICULTURE STATE OWNED-0133	7677		\$ 25,137		\$ 25,137
ANIMAL HEALTH LABORATORY FEES	0292	AGRICULTURE STATE OWNED-0292	7808			\$ 34,787	\$ 34,787
ANIMAL CARE RESERVE	0295	AGRICULTURE STATE OWNED-0295	7678			\$ 3,103	\$ 3,103
COMMODITY COUNCIL MERCHANISING	0406	AGRICULTURE STATE OWNED-0406	7679			\$ 2,964	\$ 2,964
SP ANIMAL FAC LOAN PROGRAM	0408	AGRICULTURE STATE OWNED-0408	7680			\$ 3,577	\$ 3,577
INDUSTRIAL HEMP FUND	0476	AGRICULTURE STATE OWNED-0476	6074			\$ 3,095	\$ 3,095
MILK INSPECTION FEES	0645	AGRICULTURE STATE OWNED-0645	7681			\$ 3,932	\$ 3,932
GRAIN INSPECTION FEES	0647	AGRICULTURE STATE OWNED-0647	7682			\$ 3,332	\$ 3,332
PETROLEUM INSPECTION FUND	0662	AGRICULTURE STATE OWNED-0662	7683			\$ 120,234	\$ 120,234
MISSOURI WINE & GRAPE FUND	0787	AGRICULTURE STATE OWNED-0787	8404			\$ 9,601	\$ 9,601
AGRICULTURE DEVELOPMENT	0904	AGRICULTURE STATE OWNED-0904	7686			\$ 1,408	\$ 1,408
AGRICULTURE PROTECTION	0970	AGRICULTURE STATE OWNED-0970	8245			\$ 258,559	\$ 258,559
GENERAL REVENUE	0101	ATTORNEY GENERAL-0101	3184	\$ 444,324			\$ 444,324
ATTORNEY GENERAL	0136	ATTORNEY GENERAL-0136	3186		\$ 131,523		\$ 131,523
ATTORNEY GENERAL	0631	ATTORNEY GENERAL-0631	3187			\$ 111,527	\$ 111,527
WORKERS COMPENSATION	0652	ATTORNEY GENERAL-0652	3188			\$ 84,460	\$ 84,460
WORKERS COMP-SECOND INJURY	0653	ATTORNEY GENERAL-0653	3189			\$ 84,460	\$ 84,460
MO OFFICE OF PROSECUTION SERV	0680	ATTORNEY GENERAL-0680	2022			\$ 34,667	\$ 34,667
HAZARDOUS WASTE FUND	0676	ATTORNEY GENERAL-0676	2005			\$ 7,423	\$ 7,423
GENERAL REVENUE	0101	ATTORNEY GENERAL ST OWNED-0101	7778	\$ 476,386			\$ 476,386
ATTORNEY GENERAL	0136	ATTORNEY GENERAL ST OWNED-0136	7779		\$ 143,143		\$ 143,143
GAMING COMMISSION FUND	0286	ATTORNEY GENERAL ST OWNED-0286	7780			\$ -	\$ -
NRP-WATER POLLUTION PERMIT FEE	0568	ATTORNEY GENERAL ST OWNED-0568	7782			\$ 9,499	\$ 9,499
WORKERS COMPENSATION	0652	ATTORNEY GENERAL ST OWNED-0652	7783			\$ 32,200	\$ 32,200
WORKERS COMP-SECOND INJURY	0653	ATTORNEY GENERAL ST OWNED-0653	7784			\$ 32,200	\$ 32,200
LOTTERY ENTERPRISE	0657	ATTORNEY GENERAL ST OWNED-0657	7785			\$ -	\$ -
HAZARDOUS WASTE FUND	0676	ATTORNEY GENERAL ST OWNED-0676	7786			\$ 9,499	\$ 9,499
INMATE INCAR REIMB ACT REVOLV	0828	ATTORNEY GENERAL ST OWNED-0828	7787			\$ -	\$ -
GENERAL REVENUE	0101	AUDITOR-0101	3192	\$ 12,256			\$ 12,256
GENERAL REVENUE	0101	AUDITOR STATE OWNED-0101	7777	\$ 199,911			\$ 199,911
GENERAL REVENUE	0101	CORRECTIONS LEASING-0101	1112	\$ 6,553,604			\$ 6,553,604
WORKING CAPITAL REVOLVING	0510	CORRECTIONS LEASING-0510	6073			\$ 255,319	\$ 255,319
GENERAL REVENUE	0101	CORRECTIONS STATE OWNED-0101	7748	\$ 978,493			\$ 978,493
DIVISION OF TOURISM SUPPL REV	0274	DED LEASING-0274	1982			\$ 14,434	\$ 14,434
GENERAL REVENUE	0101	DED STATE OWNED-0101	7691	\$ 259,287			\$ 259,287
DIVISION OF TOURISM SUPPL REV	0274	DED STATE OWNED-0274	7698			\$ 123,208	\$ 123,208
DED ADMINISTRATIVE	0547	DED STATE OWNED-0547	7706			\$ 33,512	\$ 33,512
GENERAL REVENUE	0101	DESE LEASING-0101	1033	\$ 458,317			\$ 458,317

**HB 13 FUND SUMMARY  
FY 2021**

<i>FUND NAME</i>	<i>FUND</i>	<i>APPROPRIATION NAME</i>	<i>APPROP</i>	<i>GENERAL REVENUE</i>	<i>FEDERAL</i>	<i>OTHER</i>	<i>TOTAL</i>
VOCATIONAL REHABILITATION	0104	DESE LEASING-0104	1035		\$ 1,770,938		\$ 1,770,938
DEPT ELEM-SEC EDUCATION	0105	DESE LEASING-0105	1034		\$ 5,530		\$ 5,530
ASSISTIVE TECHNOLOGY FEDERAL	0188	DESE LEASING-0188	2486		\$ 38,590		\$ 38,590
DEAF RELAY SER & EQ DIST PRGM	0559	DESE LEASING-0559	2478			\$ 27,011	\$ 27,011
ASSISTIVE TECHNOLOGY LOAN	0889	DESE LEASING-0889	6923			\$ 11,575	\$ 11,575
GENERAL REVENUE	0101	DESE STATE OWNED-0101	7659	\$ 339,038			\$ 339,038
VOCATIONAL REHABILITATION	0104	DESE STATE OWNED-0104	7660		\$ 1,017,106		\$ 1,017,106
DEPT ELEM-SEC EDUCATION	0105	DESE STATE OWNED-0105	7661		\$ 371,858		\$ 371,858
GENERAL REVENUE	0101	DESE INSTIT-0101	7663	\$ 4,316,900			\$ 4,316,900
GENERAL REVENUE	0101	HEALTH LEASING-0101	4181	\$ 1,687,872			\$ 1,687,872
DEPARTMENT OF HEALTH	0143	HEALTH LEASING-0143	4182		\$ 1,950,572		\$ 1,950,572
GENERAL REVENUE	0101	HEALTH STATE OWNED-0101	7757	\$ 915,536			\$ 915,536
DEPARTMENT OF HEALTH	0143	HEALTH STATE OWNED-0143	7758		\$ 1,058,025		\$ 1,058,025
DEPARTMENT OF HEALTH	0101	HEALTH INSTITUTIONAL-0101	1277	\$ 9,335			\$ 9,335
DEPARTMENT OF HEALTH	0143	HEALTH INSTITUTIONAL-0143	8142		\$ 10,789		\$ 10,789
DIV JOB DEVELOPMENT & TRAINING	0155	HIGHER EDUCATION LEASING-0155	5620		\$ 1,331,003		\$ 1,331,003
SPECIAL EMPLOYMENT SECURITY	0949	HIGHER EDUCATION LEASING-0949	5621			\$ 231,266	\$ 231,266
GENERAL REVENUE	0101	HIGHER EDUCATION STATE OWNED-0101	7877	\$ 163,948			\$ 163,948
DIV JOB DEVELOPMENT & TRAINING	0155	DHE STATE OWNED-0155	5622		\$ 465,158		\$ 465,158
INSURANCE LEASING	0101	INSURANCE LEASING-0101	6059	\$ 62,589			\$ 62,589
DIVISION OF FINANCE	0550	INSURANCE LEASING-0550	3739			\$ 64,270	\$ 64,270
INSURANCE EXAMINERS FUND	0552	INSURANCE LEASING-0552	3734			\$ 7,505	\$ 7,505
DEPT OF INSURANCE DEDICATED	0566	INSURANCE LEASING-0566	6082			\$ 4,169	\$ 4,169
MANUFACTURED HOUSING FUND	0582	INSURANCE LEASING-0582	5617			\$ 21,249	\$ 21,249
PUBLIC SERVICE COMMISSION	0607	INSURANCE LEASING-0607	5616			\$ 876,623	\$ 876,623
PROFESSIONAL REGISTRATION FEES	0689	INSURANCE LEASING-0689	3736			\$ 7,415	\$ 7,415
DIVISION OF CREDIT UNIONS	0548	INSURANCE STATE OWNED-0548	7708			\$ 34,162	\$ 34,162
DIVISION OF FINANCE	0550	INSURANCE STATE OWNED-0550	7709			\$ 187,180	\$ 187,180
INSURANCE EXAMINERS FUND	0552	INSURANCE STATE OWNED-0552	7710			\$ 99,395	\$ 99,395
DEPT OF INSURANCE DEDICATED	0566	INSURANCE STATE OWNED-0566	7711			\$ 346,544	\$ 346,544
PUBLIC SERVICE COMMISSION	0607	INSURANCE STATE OWNED-0607	5625			\$ 106,363	\$ 106,363
PROFESSIONAL REGISTRATION FEES	0689	INSURANCE STATE OWNED-0689	7712			\$ 224,471	\$ 224,471
GENERAL REVENUE	0101	JUDICIARY LEASING-0101	6083	\$ 3,126,629			\$ 3,126,629
JUDICIARY - FEDERAL	0137	JUDICIARY LEASING-0137	6084		\$ 21,196		\$ 21,196
JUDICIARY EDUCATION & TRAINING	0847	JUDICIARY LEASING-0847	6085			\$ 134,306	\$ 134,306
GENERAL REVENUE	0101	JUDICIARY STATE OWNED-0101	7789	\$ 215,706			\$ 215,706
GENERAL REVENUE	0101	DOLIR LEASING-0101	3229	\$ 6,079			\$ 6,079
HUMAN RIGHTS COMMISSION - FED	0117	DOLIR LEASING-0117	2464		\$ 11,049		\$ 11,049
DEPT OF LABOR RELATIONS ADMIN	0122	DOLIR LEASING-0122	2625		\$ 2,324		\$ 2,324
WORKERS COMPENSATION	0652	DOLIR LEASING-0652	3236			\$ 376,644	\$ 376,644
UNEMPLOYMENT COMP ADMIN	0948	DOLIR LEASING-0948	3233		\$ 79,143		\$ 79,143
GENERAL REVENUE	0101	DOLIR STATE OWNED-0101	7713	\$ 63,816			\$ 63,816
HUMAN RIGHTS COMMISSION - FED	0117	DOLIR STATE OWNED-0117	7714		\$ 69,199		\$ 69,199
DEPT OF LABOR RELATIONS ADMIN	0122	DOLIR STATE OWNED-0122	7715		\$ 520,800		\$ 520,800



**HB 13 FUND SUMMARY  
FY 2021**

<i>FUND NAME</i>	<i>FUND</i>	<i>APPROPRIATION NAME</i>	<i>APPROP</i>	<i>GENERAL REVENUE</i>	<i>FEDERAL</i>	<i>OTHER</i>	<i>TOTAL</i>
DIV OF LABOR STANDARDS FEDERAL	0186	DOLIR STATE OWNED-0186	7721		\$ 5,972		\$ 5,972
WORKERS COMPENSATION	0652	DOLIR STATE OWNED-0652	7722			\$ 498,616	\$ 498,616
UNEMPLOYMENT COMP ADMIN	0948	DOLIR STATE OWNED-0948	7723		\$ 835,274		\$ 835,274
SPECIAL EMPLOYMENT SECURITY	0949	DOLIR STATE OWNED-0949	7724			\$ 51,981	\$ 51,981
GENERAL REVENUE	0101	LEGISLATURE LEASING-0101	7488	\$ 7,652			\$ 7,652
GENERAL REVENUE	0101	LEGISLATURE STATE OWNED-0101	7771	\$ 1,878,671			\$ 1,878,671
GENERAL REVENUE	0101	MENTAL HEALTH LEASING-0101	0655	\$ 1,858,785			\$ 1,858,785
GENERAL REVENUE	0102	MENTAL HEALTH LEASING-0102	0656	\$ -			\$ -
DEPT MENTAL HEALTH	0148	MENTAL HEALTH LEASING-0148		\$ -	\$ 1,440		\$ 1,440
GENERAL REVENUE	0101	MENTAL HEALTH STATE OWNED-0101	7751	\$ 855,090			\$ 855,090
DEPT MENTAL HEALTH	0148	MENTAL HEALTH STATE OWNED-0148	7752		\$ 201,935		\$ 201,935
COMPULSIVE GAMBLER	0249	MENTAL HEALTH STATE OWNED-0249	7753			\$ -	\$ -
HEALTH INITIATIVES	0275	MENTAL HEALTH STATE OWNED-0275	7754			\$ 6,212	\$ 6,212
MENTAL HEALTH EARNINGS FUND	0288	MENTAL HEALTH STATE OWNED-0288	7755			0	\$ -
GENERAL REVENUE	0101	MENTAL HEALTH INSTITUTIONAL-0101	7756	\$ 21,396,914			\$ 21,396,914
GENERAL REVENUE	0101	DNR LEASING-0101	4305	\$ 428,204.00			\$ 428,204.00
DEPT NATURAL RESOURCES	0140	DNR LEASING-0140	4306		\$ 379,603.00		\$ 379,603.00
DNR COST ALLOCATION	0500	DNR LEASING-0500	4307			\$ 86,943.00	\$ 86,943.00
MO AIR EMISSION REDUCTION	0267	DNR LEASING-0267	5730			\$ 17,923.00	\$ 17,923.00
STATE PARKS EARNINGS	0415	DNR LEASING-0415	2929			\$ 83,074.00	\$ 83,074.00
HISTORIC PRESERVATION REVOLV	0430	DNR LEASING-0430	6802			\$ 26,500.00	\$ 26,500.00
NATURAL RESOURCES PROTECTION	0555	DNR LEASING-0555	6803			\$ 8,453.00	\$ 8,453.00
NRP-WATER POLLUTION PERMIT FEE	0568	DNR LEASING-0568	4308			\$ 100,867.00	\$ 100,867.00
SOLID WASTE MGMT-SCRAP TIRE	0569	DNR LEASING-0569	4309			\$ 27,914.00	\$ 27,914.00
SOLID WASTE MANAGEMENT	0570	DNR LEASING-0570	4310			\$ 143,334.00	\$ 143,334.00
METALLIC MINERALS WASTE MGMT	0575	DNR LEASING-0575	4311			\$ -	\$ -
NRP-AIR POLLUTION ASBESTOS FEE	0584	DNR LEASING-0584	4312			\$ 15,675.00	\$ 15,675.00
PETROLEUM STORAGE TANK INS	0585	DNR LEASING-0585	4313			\$ 26,825.00	\$ 26,825.00
UNDERGROUND STOR TANK REG PROG	0586	DNR LEASING-0586	4314			\$ 5,634.00	\$ 5,634.00
NRP-AIR POLLUTION PERMIT FEE	0594	DNR LEASING-0594	4315			\$ 264,861.00	\$ 264,861.00
PARKS SALES TAX	0613	DNR LEASING-0613	4316			\$ 110,963.00	\$ 110,963.00
SOIL AND WATER SALES TAX	0614	DNR LEASING-0614	4317			\$ -	\$ -
WATER & WASTEWATER LOAN FUND	0649	DNR LEASING-0649	4318			\$ -	\$ -
HAZARDOUS WASTE FUND	0676	DNR LEASING-0676	4321			\$ 120,245.00	\$ 120,245.00
SAFE DRINKING WATER FUND	0679	DNR LEASING-0679	4322			\$ 102,464.00	\$ 102,464.00
MINED LAND RECLAMATION	0906	DNR LEASING-0906	4326			\$ -	\$ -
GENERAL REVENUE	0101	DNR STATE OWNED-0101	7688	\$ 345,096.00			\$ 345,096.00
DEPT NATURAL RESOURCES	0140	DNR STATE OWNED-0140	7689		\$ 259,030.00		\$ 259,030.00
DNR COST ALLOCATION	0500	DNR STATE OWNED-0500	7690			\$ 78,936.00	\$ 78,936.00
MO AIR EMISSION REDUCTION	0267	DNR STATE OWNED-0267	2974			\$ 58,059.00	\$ 58,059.00
STATE PARKS EARNINGS	0415	DNR STATE OWNED-0415				\$ -	\$ -
HISTORIC PRESERVATION REVOLV	0430	DNR STATE OWNED-0430	2975			\$ -	\$ -
NATURAL RESOURCES PROTECTION	0555	DNR STATE OWNED-0555	2976			\$ -	\$ -
NRP-WATER POLLUTION PERMIT FEE	0568	DNR STATE OWNED-0568	2982			\$ 104,945.00	\$ 104,945.00

**HB 13 FUND SUMMARY  
FY 2021**

<i>FUND NAME</i>	<i>FUND</i>	<i>APPROPRIATION NAME</i>	<i>APPROP</i>	<i>GENERAL REVENUE</i>	<i>FEDERAL</i>	<i>OTHER</i>	<i>TOTAL</i>
SOLID WASTE MGMT-SCRAP TIRE	0569	DNR STATE OWNED-0569	2983			\$ 5,051.00	\$ 5,051.00
SOLID WASTE MANAGEMENT	0570	DNR STATE OWNED-0570	2986			\$ 15,491.00	\$ 15,491.00
METALLIC MINERALS WASTE MGMT	0575	DNR STATE OWNED-0575	2987			\$ 445.00	\$ 445.00
NRP-AIR POLLUTION ASBESTOS FEE	0584	DNR STATE OWNED-0584	2988			\$ 2,526.00	\$ 2,526.00
PETROLEUM STORAGE TANK INS	0585	DNR STATE OWNED-0585				\$ -	\$ -
UNDERGROUND STOR TANK REG PROG	0586	DNR STATE OWNED-0586				\$ -	\$ -
NRP-AIR POLLUTION PERMIT FEE	0594	DNR STATE OWNED-0594	3013			\$ 76,501.00	\$ 76,501.00
PARKS SALES TAX	0613	DNR STATE OWNED-0613				\$ -	\$ -
SOIL AND WATER SALES TAX	0614	DNR STATE OWNED-0614	3015			\$ 33,223.00	\$ 33,223.00
WATER & WASTEWATER LOAN FUND	0649	DNR STATE OWNED-0649				\$ -	\$ -
ENV RAD MTRG	0656	DNR STATE OWNED-0656				\$ -	\$ -
ENERGY SET ASIDE PROGRAM	0667	DNR STATE OWNED-0667	5624			\$ 26,111.00	\$ 26,111.00
HAZARDOUS WASTE FUND	0676	DNR STATE OWNED-0676	3016			\$ 28,113.00	\$ 28,113.00
SAFE DRINKING WATER FUND	0679	DNR STATE OWNED-0679	3020			\$ 113,566.00	\$ 113,566.00
DRY-CLEANING ENVIRL RESP TRUST	0898	DNR STATE OWNED-0898				\$ -	\$ -
FEDERAL ENERGY	0866	DNR STATE OWNED-0866	5623		\$ -		\$ -
MINED LAND RECLAMATION	0906	DNR STATE OWNED-0906	3024			\$ 9,834.00	\$ 9,834.00
ENERGY FUTURES FUND	0935	DNR STATE OWNED-0935	6065			\$ 3,056.00	\$ 3,056.00
GENERAL REVENUE	0101	ETHICS COMMISSION-0101	3271	\$ 110,465			\$ 110,465
OA REVOLVING ADMINISTRATIVE TR	0505	MULTI TENANT-0505	6194			\$ 170,242	\$ 170,242
OA REVOLVING ADMINISTRATIVE TR	0505	MULTI TENANT ST OWN-0505	2777			\$ 378,314	\$ 378,314
OA REVOLVING ADMINISTRATIVE TR	0505	MULTI TENANT INST-0505	3741			\$ 951,444	\$ 951,444
GENERAL REVENUE	0101	OFFICE OF ADMINISTRATION-0101	1059	\$ 1,063,748			\$ 1,063,748
STATE FACILITY MAINT & OPERAT	0501	OFFICE OF ADMINISTRATION-0501	1066			\$ 330,964	\$ 330,964
OA REVOLVING ADMINISTRATIVE TR	0505	OFFICE OF ADMINISTRATION-0505	1067			\$ 129,247	\$ 129,247
GENERAL REVENUE	0101	OA STATE OWNED-0101	7670	\$ 3,634,859			\$ 3,634,859
STATE FACILITY MAINT & OPERAT	0501	OA STATE OWNED-0501	7674			\$ 403,234	\$ 403,234
	0505	OA STATE OWNED-0505				\$ -	\$ -
CHILDREN'S TRUST	0694	OA STATE OWNED-0694	7675			\$ 24,597	\$ 24,597
GENERAL REVENUE	0101	PUBLIC SAFETY LEASING-0101	6075	\$ -			\$ -
STATE EMERGENCY MANAGEMENT	0145	PUBLIC SAFETY LEASING-0145	7470		\$ 7,714		\$ 7,714
VETERANS' COMMISSION CI TRUST	0304	PUBLIC SAFETY LEASING-0304	8315			\$ 225,029	\$ 225,029
DIV OF ALCOHOL & TOBACCO CONTROL	0544	PUBLIC SAFETY LEASING-0544	1272			\$ 117,287	\$ 117,287
JUSTICE ASSISTANCE GRANT PROGR	0782	PUBLIC SAFETY LEASING-0782	4215		\$ -		\$ -
GENERAL REVENUE	0101	PUBLIC SAFETY STATE OWNED-0101	7728	\$ 261,245			\$ 261,245
STATE EMERGENCY MANAGEMENT	0145	PUBLIC SAFETY STATE OWNED-0145	7729		\$ -		\$ -
DIV OF ALCOHOL & TOBACCO CONTROL	0544	PUBLIC SAFETY STATE OWNED-0544	4447			\$ 117,338	\$ 117,338
SEMA-MISSOURI DISASTER	0663	PUBLIC SAFETY STATE OWNED-0663	9239		\$ -		\$ -
VETERANS' COMMISSION CI TRUST	0304	PUBLIC SAFETY STATE OWNED-0304	8316			\$ 106,225	\$ 106,225
GAMING COMMISSION FUND	0286	GAMING COMMISSION-0286	3198			\$ 420,983	\$ 420,983
GAMING COMMISSION FUND	0286	GAMING COMMISSION STATE OWNED-0286	7883			\$ 78,408	\$ 78,408
GENERAL REVENUE	0101	STATE HIGHWAY PATROL-0101	2006	\$ 187,422			\$ 187,422
DEPT OF PUBLIC SAFETY	0152	STATE HIGHWAY PATROL-0152	7879		\$ 8,237		\$ 8,237
FEDERAL DRUG SEIZURE	0194	STATE HIGHWAY PATROL-0194	0810		\$ -		\$ -

**HB 13 FUND SUMMARY  
FY 2021**

<i>FUND NAME</i>	<i>FUND</i>	<i>APPROPRIATION NAME</i>	<i>APPROP</i>	<i>GENERAL REVENUE</i>	<i>FEDERAL</i>	<i>OTHER</i>	<i>TOTAL</i>
STATE HWYS AND TRANS DEPT	0644	STATE HIGHWAY PATROL-0644	3194			\$ 1,204,216	\$ 1,204,216
STATE HWYS AND TRANS DEPT	0644	DPS HP STATE OWNED-0644	7740			\$ 169,085	\$ 169,085
GENERAL REVENUE	0101	DPS-SHP-INSTIT-0101	7741	\$ 528,689			\$ 528,689
FEDERAL DRUG SEIZURE	0194	DPS-SHP-INSTIT-0194	7743		\$ -		\$ -
GAMING COMMISSION FUND	0286	DPS-SHP-INSTIT-0286	7744			\$ -	\$ -
STATE HWYS AND TRANS DEPT	0644	DPS-SHP-INSTIT-0644	7745			\$ 1,740,677	\$ 1,740,677
ADJUTANT GENERAL-GR	0101	NATIONAL GUARD-0100	1277	\$ 33,848			\$ 33,848
ADJUTANT GENERAL-FEDERAL	0190	NATIONAL GUARD-0190	3195		\$ 1,706,086		\$ 1,706,086
FEDERAL DRUG SEIZURE	0194	NATIONAL GUARD-0194	6060		\$ 24,420		\$ 24,420
GENERAL REVENUE	0101	REVENUE LEASING-0101	6090	\$ 455,957			\$ 455,957
GENERAL REVENUE	0101	REVENUE STATE OWNED-0101	7666	\$ 1,880,846			\$ 1,880,846
LOTTERY ENTERPRISE	0657	LOTTERY LEASING-0657	3307			\$ 515,588	\$ 515,588
LOTTERY ENTERPRISE	0657	LOTTERY INSTITUTIONAL-0657	7669			\$ -	\$ -
GENERAL REVENUE	0101	SEC OF STATE LEASING-0101	6080	\$ 827,187			\$ 827,187
LOCAL RECORDS PRESERVATION	0577	SEC OF STATE LEASING-0577	6081			\$ 2,101	\$ 2,101
GENERAL REVENUE	0101	SEC OF STATE STATE OWNED-0101	7773	\$ 985,407			\$ 985,407
SEC OF ST TECHNOLOGY TRUST	0266	SEC OF STATE STATE OWNED-0266	7774			\$ 11,589	\$ 11,589
LOCAL RECORDS PRESERVATION	0577	SEC OF STATE STATE OWNED-0577	7775			\$ 5,578	\$ 5,578
INVESTOR EDUC & PROTECTION	0829	SEC OF STATE STATE OWNED-0829	7776			\$ 22,679	\$ 22,679
GENERAL REVENUE	0101	SOCIAL SERVICES LEASING-0101	1434	\$ 9,804,855			\$ 9,804,855
DEPT OF SOC SERV FEDERAL & OTH	0610	SOCIAL SERVICES LEASING-0610	1435		\$ 5,515,233		\$ 5,515,233
GENERAL REVENUE	0101	SOCIAL SRVS STATE OWNED-0101	7759	\$ 5,109,084			\$ 5,109,084
THIRD PARTY LIABILITY COLLECT	0120	SOCIAL SRVS STATE OWNED-0120	7760			\$ -	\$ -
TEMP ASSIST NEEDY FAM FEDERAL	0199	SOCIAL SRVS STATE OWNED-0199	7762		\$ 123,893		\$ 123,893
HEALTH INITIATIVES	0275	SOCIAL SRVS STATE OWNED-0275	7763			\$ 17,331	\$ 17,331
DEPT OF SOC SERV FEDERAL & OTH	0610	SOCIAL SRVS STATE OWNED-0610	7764		\$ 685,163		\$ 685,163
DOSS EDUCATIONAL IMPROVEMENT	0620	SOCIAL SRVS STATE OWNED-0620	7765			\$ 5,322	\$ 5,322
EARLY CHILDHOOD DEV EDU/CARE	0859	SOCIAL SRVS STATE OWNED-0859	7768			\$ -	\$ -
GENERAL REVENUE	0101	SOCIAL SRVS INSTITUTIONAL-0101	7769	\$ 3,511,366			\$ 3,511,366
DEPT OF SOC SERV FEDERAL & OTH	0610	SOCIAL SRVS INSTITUTIONAL-0610	7770		\$ 845,651		\$ 845,651
GENERAL REVENUE	0101	GOVERNORS OFFICE ST OWNED-0101	2662	\$ 493,942			\$ 493,942
GENERAL REVENUE	0101	LT GOV OFFICE LEASING-0101	5619	\$ 46,276			\$ 46,276
MO ARTS COUNCIL TRUST	0262	LT GOV OFFICE LEASING-0262	5618			\$ 58,887	\$ 58,887
GENERAL REVENUE	0101	LT GOV OFFICE ST OWNED-0101	2664	\$ 35,185			\$ 35,185
STATE TREASURER'S GEN OPERATION	0164	TREASURER STATE OWNED-0164	7788			\$ 184,971	\$ 184,971
				<b>\$ 76,365,030</b>	<b>\$ 19,627,376</b>	<b>\$ 13,759,435</b>	<b>\$ 109,751,841</b>

LEASED FACILITIES - FY 2021

LEASED FACILITIES													
LEASE ID	END DATE	COUNTY	CITY	ADDRESS	SPACE USE	SQ FT	CPSF	FTE	ANNUAL RENT	ANNUAL SERVICES	GENERAL REVENUE	FED	OTHER
<b>AGRICULTURE</b>													
01111549	06/30/21	BUCHANAN	ST JOSEPH	401 ILLINOIS AVE	OFFICE	2,400	\$ 9.82	0.00	\$ 25,453	\$ 5,307	\$ -	\$ -	\$ 30,760
02601089	06/30/20	COLE	JEFFERSON CITY	1327 HWY 179	STORAGE	1,764	\$ 3.50	0.00	\$ 7,409	\$ -	\$ -	\$ -	\$ 7,409
03900466	06/30/28	GREENE	SPRINGFIELD	701 N MILLER	LAB	11,234	\$ 13.47	9.00	\$ 151,398	\$ 81,276	\$ 232,674	\$ -	\$ -
06611602	06/30/18	MILLER	IBERIA	200 FIREHOUSE LANE	STORAGE	320	\$ 9.19	0.00	\$ 3,088	\$ 1,361	\$ -	\$ 4,449	\$ -
07200234	06/30/19	NEW MADRID	NEW MADRID	718 US HIGHWAY 61	LAB	2,523	\$ 9.85	13.70	\$ 26,094	\$ 8,162	\$ -	\$ -	\$ 34,256
08702505	06/30/18	RALLS	PERRY	100 EAST MARTIN	OFFICE	223	\$ 4.30	0.00	\$ 960	\$ 58	\$ -	\$ -	\$ 1,018
									<b>Real Estate Services Allocation</b>				
									<b>NDI-COST TO CONTINUE PAY PLAN</b>	\$ 141	\$ 106	\$ 2	\$ 33
									<b>NDI-MARKET RATE CTC</b>	\$ 13	\$ 10	\$ -	\$ 3
<b>FY21 Agriculture Lease Requirement</b>						<b>18,464</b>	<b>\$ 11.61</b>	<b>22.70</b>	<b>\$ 227,801</b>	<b>\$ 96,164</b>	<b>\$ 242,713</b>	<b>\$ 4,642</b>	<b>\$ 76,610</b>
<b>ATTORNEY GENERAL</b>													
01611630	06/30/22	CAPE GIRARDEAU	CAPE GIRARDEAU	2311 BLOOMFIELD ROAD	OFFICE	2,533	\$ 13.19	10.00	\$ 33,410	\$ 9,857	\$ -	\$ 19,037	\$ 24,230
02600662	06/30/18	COLE	JEFFERSON CITY	JEFFERSON CITY - LOT 26	PARKING	-	\$ -	-	\$ 92,432	\$ 9,243	\$ 69,252	\$ 19,318	\$ 13,105
02600791	06/30/30	COLE	JEFFERSON CITY	200 MADISON	OFFICE	2,518	\$ 10.30	10.00	\$ 25,945	\$ 5,367	\$ -	\$ -	\$ 31,312
02601879	06/30/18	COLE	JEFFERSON CITY	211 W WALL WAY	PARKING	-	\$ -	-	\$ 5,850	\$ 585	\$ 6,435	\$ -	\$ -
02602364	06/30/24	COLE	JEFFERSON CITY	4720 SCRUGGS STATION RD	STORAGE	2,812	\$ 2.46	-	\$ 6,918	\$ 1,274	\$ 8,192	\$ -	\$ -
28202602	06/30/20	COLE	JEFFERSON CITY	212-222 W MCCARTY ST	PARKING	-	\$ -	-	\$ 16,920	\$ 1,692	\$ 18,612	\$ -	\$ -
88602601	06/30/20	COLE	JEFFERSON CITY	216-222 REAR MCCARTY	PARKING	-	\$ -	-	\$ 2,482	\$ 248	\$ 2,730	\$ -	\$ -
03900710	06/30/18	GREENE	SPRINGFIELD	305 & 405 W OLIVE	PARKING	-	\$ -	-	\$ 8,255	\$ 826	\$ 4,127	\$ 2,064	\$ 2,890
04811698	06/30/20	JACKSON	KANSAS CITY	1119 CHERRY ST	PARKING	-	\$ -	-	\$ 9,900	\$ 990	\$ 10,890	\$ -	\$ -
11501723	10/12/22	ST. LOUIS CITY	ST. LOUIS	OLD POST OFFICE-815 OLIVE ST	OFFICE	24,190	\$ 14.82	87.00	\$ 358,444	\$ 57,395	\$ 243,787	\$ 68,104	\$ 103,948
11502732	12/31/32	ST. LOUIS CITY	ST. LOUIS	OLD POST OFFICE-815 OLIVE ST	OFFICE	4,574	\$ 20.20	-	\$ 92,373	\$ 14,542	\$ -	\$ -	\$ 106,915
11501808	06/30/18	ST. LOUIS CITY	ST. LOUIS	OLD POST OFFICE-911 OLIVE ST	PARKING	-	\$ -	-	\$ 92,417	\$ 13,863	\$ 61,921	\$ 17,559	\$ 26,800
									<b>Real Estate Services Allocation</b>				
									<b>NDI-COST TO CONTINUE PAY PLAN</b>	\$ 390	\$ 193	\$ 57	\$ 140
									<b>NDI-MARKET RATE CTC</b>	\$ 35	\$ 18	\$ 5	\$ 12
<b>FY21 Attorney General Lease Requirement</b>						<b>36,627</b>	<b>\$ 20.35</b>	<b>107.00</b>	<b>\$ 782,502</b>	<b>\$ 115,882</b>	<b>\$ 444,324</b>	<b>\$ 131,523</b>	<b>\$ 322,537</b>
<b>AUDITOR</b>													
03900710	06/30/18	GREENE	SPRINGFIELD	305 W. OLIVE, 405 W. OLIVE	PARKING	-	\$ -	-	\$ 2,509	\$ -	\$ 2,509	\$ -	\$ -
04811698	06/30/20	JACKSON	KANSAS CITY	1119 CHERRY STREET	PARKING	-	\$ -	-	\$ 4,356	\$ -	\$ 4,356	\$ -	\$ -
11501821	06/30/19	ST LOUIS CITY	ST. LOUIS	604 PINE ST	PARKING	-	\$ -	-	\$ 4,884	\$ -	\$ 4,884	\$ -	\$ -
									<b>Real Estate Services Allocation</b>				
									<b>NDI-COST TO CONTINUE PAY PLAN</b>	\$ 502	\$ 502	\$ -	\$ -
									<b>NDI-MARKET RATE CTC</b>	\$ 5	\$ 5	\$ -	\$ -
<b>FY21 Auditor Lease Requirement</b>						<b>-</b>	<b>N/A</b>	<b>-</b>	<b>\$ 12,256</b>	<b>\$ -</b>	<b>\$ 12,256</b>	<b>\$ -</b>	<b>\$ -</b>
<b>CORRECTIONS</b>													
00101150	06/30/23	ADAIR	KIRKSVILLE	516 S MAIN ST	OFFICE	2,336	\$ 11.50	7.00	\$ 26,864	\$ 6,737	\$ 33,601	\$ -	\$ -
00402220	06/30/20	AUDRAIN	MEXICO	101 N JEFFERSON	OFFICE	250	\$ 4.80	2.00	\$ 1,200	\$ 180	\$ 1,380	\$ -	\$ -
00502624	06/30/21	BARRY	CASSVILLE	3200 County Farm Rd, Suite B	OFFICE	3,894	\$ 11.71	13.00	\$ 45,599	\$ 15,856	\$ 61,455	\$ -	\$ -
00601104	06/30/23	BARTON	LAMAR	501 & 503 13TH STREET	OFFICE	972	\$ 10.28	2.00	\$ 9,992	\$ 3,566	\$ 13,558	\$ -	\$ -
00701305	06/30/18	BATES	BUTLER	2-4 WEST OHIO STREET	OFFICE	1,307	\$ 9.94	3.00	\$ 12,992	\$ 6,151	\$ 19,143	\$ -	\$ -
00811634	06/30/23	BENTON	WARSAW	1649 COMMERCIAL, UNIT #1	OFFICE	1,909	\$ 7.00	5.00	\$ 13,363	\$ 7,098	\$ 20,461	\$ -	\$ -
00900384	06/30/20	BOLLINGER	MARBLE HILL	602 HIGHWAY 34 WEST	OFFICE	100	\$ 8.12	1.00	\$ 812	\$ 426	\$ 1,238	\$ -	\$ -
01011536	06/30/21	BOONE	COLUMBIA	1903 NORTH PROVIDENCE ROAD	OFFICE	10,102	\$ 13.00	33.00	\$ 131,326	\$ 37,208	\$ 168,534	\$ -	\$ -
01011614	06/30/25	BOONE	COLUMBIA	316 TIGER LANE	OFFICE	3,722	\$ 14.75	10.00	\$ 54,900	\$ 15,329	\$ 70,229	\$ -	\$ -
01100335	06/30/18	BUCHANAN	ST JOSEPH	6TH & JULES	PARKING	-	\$ -	-	\$ 4,857	\$ -	\$ 4,857	\$ -	\$ -
01101316	06/30/22	BUCHANAN	ST. JOSEPH	902 EDMONDS STREET	OFFICE	11,413	\$ 9.56	14.00	\$ 109,108	\$ 12,931	\$ 122,039	\$ -	\$ -
01500065	06/30/22	CAMDEN	CAMDENTON	409 WEST HIGHWAY 54	OFFICE	5,733	\$ 9.40	13.50	\$ 53,890	\$ 21,118	\$ 75,008	\$ -	\$ -
01601005	06/30/21	CAPE GIRARDEAU	CAPE GIRARDEAU	3463 ARMSTRONG DRIVE	OFFICE	8,000	\$ 12.10	33.00	\$ 96,800	\$ 33,844	\$ 130,644	\$ -	\$ -
01701301	06/30/18	CARROLL	CARROLLTON	1303 N HWY 65	OFFICE	595	\$ 9.35	2.00	\$ 5,563	\$ 3,700	\$ 9,263	\$ -	\$ -
98701902	06/30/18	CASS	BELTON	836 NORTH SCOTT AVE	OFFICE	6,173	\$ 10.00	13.50	\$ 61,730	\$ 35,757	\$ 97,487	\$ -	\$ -
02201599	12/31/18	CHRISTIAN	NIXA	301-3, 301-4 & 301-5 HWY CC	OFFICE	4,165	\$ 7.43	15.00	\$ 30,946	\$ 12,395	\$ 43,341	\$ -	\$ -
02400134	06/30/24	CLAY	LIBERTY	910 KENT	OFFICE	8,814	\$ 12.01	36.00	\$ 105,898	\$ 24,421	\$ 130,319	\$ -	\$ -
02611662	06/30/23	COLE	JEFFERSON CITY	2728 PLAZA DRIVE UPPER LEVEL	OFFICE	5,992	\$ 9.30	21.00	\$ 55,750	\$ 13,022	\$ 68,772	\$ -	\$ -
02600843	06/30/23	COLE	JEFFERSON CITY	2728 PLAZA DRIVE LOWER LEVEL	OFFICE	5,195	\$ 9.01	16.00	\$ 46,807	\$ 11,290	\$ 58,097	\$ -	\$ -
02601412	06/30/24	COLE	JEFFERSON CITY	2715 AND 2729 PLAZA DRIVE	OFFICE	39,549	\$ 9.00	169.00	\$ 389,558	\$ 83,100	\$ 472,658	\$ -	\$ -
02611686	06/30/24	COLE	JEFFERSON CITY	2715 AND 2729 PLAZA DRIVE	WAREHOUSE	21,692	\$ 2.64	-	\$ 72,781	\$ 82,226	\$ 155,007	\$ -	\$ -
02611686	06/30/24	COLE	JEFFERSON CITY	2716 AND 2729 PLAZA DRIVE	WAREHOUSE	13,609	\$ 1.50	-	\$ 20,414	\$ -	\$ 20,414	\$ -	\$ -
02601531	06/30/21	COLE	JEFFERSON CITY	312 WILSON DRIVE	STORAGE	50,210	\$ 2.55	-	\$ 128,036	\$ 90,378	\$ -	\$ -	\$ 218,414

LEASED FACILITIES - FY 2021

LEASED FACILITIES													
LEASE ID	END DATE	COUNTY	CITY	ADDRESS	SPACE USE	SQ FT	CPSF	FTE	ANNUAL RENT	ANNUAL SERVICES	GENERAL REVENUE	FED	OTHER
<b>CORRECTIONS (continued)</b>													
02602229	06/30/19	COLE	JEFFERSON CITY	3400 KNIPP DR	OFFICE	17,609	\$ 8.16	60.00	\$ 143,689	\$ 63,716	\$ 207,405	\$ -	\$ -
02602230	08/31/18	COLE	JEFFERSON CITY	3411-B KNIPP DR	OFFICE	7,136	\$ 7.65	30.00	\$ 54,590	\$ 25,052	\$ 79,642	\$ -	\$ -
02602364	06/30/24	COLE	JEFFERSON CITY	4720 SCRUGGS STATION ROAD	STORAGE	20,000	\$ 2.53	-	\$ 50,600	\$ 9,064	\$ 33,412	\$ -	\$ 26,252
02711666	06/30/23	COOPER	BOONVILLE	479 COLONEL SANDERS LANE	OFFICE	1,600	\$ 10.00	3.00	\$ 16,000	\$ 8,296	\$ 24,296	\$ -	\$ -
02802504	06/30/22	CRAWFORD	STEELEVILLE	101 S. 1ST STREET	OFFICE	3,883	\$ 9.01	12.00	\$ 34,986	\$ 13,987	\$ 48,973	\$ -	\$ -
02902721	06/30/18	DADE	GREENFIELD	2 NORTH MAIN STREET	OFFICE	150	\$ 4.62	1.00	\$ 693	\$ 362	\$ 1,055	\$ -	\$ -
03201609	06/30/20	DEKALB	CAMERON	207 E. MCELWAIN DR.	OFFICE	1,442	\$ 9.20	4.00	\$ 13,266	\$ 4,447	\$ 17,713	\$ -	\$ -
03202053	06/30/20	DEKALB	CAMERON	207 E. MCELWAIN DR.	OFFICE	2,320	\$ 9.75	10.00	\$ 22,620	\$ 7,245	\$ 29,865	\$ -	\$ -
03502529	06/30/23	DUNKLIN	MALDEN	1905 NORTH DOUGLAS	OFFICE	1,500	\$ 10.41	3.00	\$ 15,615	\$ 4,635	\$ 20,250	\$ -	\$ -
03600586	06/30/20	FRANKLIN	UNION	3 TRUMAN COURT	OFFICE	6,852	\$ 9.75	30.00	\$ 66,807	\$ 22,598	\$ 89,405	\$ -	\$ -
03900344	06/30/24	GREENE	SPRINGFIELD	2530 SOUTH CAMPBELL	OFFICE	14,368	\$ 13.75	54.00	\$ 197,560	\$ 54,690	\$ 252,250	\$ -	\$ -
03900909	06/30/20	GREENE	SPRINGFIELD	1735 W CATALPA STREET	OFFICE	11,979	\$ 8.32	42.00	\$ 99,665	\$ 50,361	\$ 150,026	\$ -	\$ -
03911547	06/30/28	GREENE	SPRINGFIELD	2442 N BOLIVAR	OFFICE	6,146	\$ 16.25	26.00	\$ 99,873	\$ 24,561	\$ 124,434	\$ -	\$ -
04000801	06/30/23	GRUNDY	TRENTON	1601 EAST 30TH STREET	OFFICE	2,862	\$ 9.98	6.00	\$ 28,563	\$ 8,490	\$ 37,053	\$ -	\$ -
04201729	06/30/19	HENRY	CLINTON	104 W. JEFFERSON	OFFICE	1,400	\$ 6.60	6.00	\$ 9,240	\$ 6,080	\$ 15,320	\$ -	\$ -
04502593	06/30/21	HOWARD	FAYETTE	600 WEST MORRISON	OFFICE	600	\$ 8.00	1.00	\$ 4,800	\$ 1,804	\$ 6,604	\$ -	\$ -
04600268	06/30/21	HOWELL	WEST PLAINS	1580 IMPERIAL CENTER	OFFICE	5,610	\$ 9.00	22.00	\$ 50,490	\$ 19,857	\$ 70,347	\$ -	\$ -
04700834	06/30/24	IRON	IRONTON	202 PARK DRIVE	OFFICE	350	\$ 6.63	2.00	\$ 2,321	\$ 1,045	\$ 3,366	\$ -	\$ -
04800299	06/30/20	JACKSON	KANSAS CITY	1330 BRUSH CREEK BLVD	OFFICE	9,981	\$ 11.54	27.00	\$ 115,181	\$ 58,273	\$ 173,454	\$ -	\$ -
04801336	06/30/19	JACKSON	KANSAS CITY	8800 BLUE RIDGE BLVD	OFFICE	10,282	\$ 10.91	30.00	\$ 112,177	\$ 19,627	\$ 131,804	\$ -	\$ -
04801419	06/30/22	JACKSON	INDEPENDENCE	14440 E. 42ND ST.	OFFICE	9,203	\$ 14.98	35.00	\$ 137,861	\$ 42,456	\$ 180,317	\$ -	\$ -
04801639	06/30/22	JACKSON	KANSAS CITY	1730 PROSPECT AVE	OFFICE	10,895	\$ 14.88	31.50	\$ 162,118	\$ 31,249	\$ 193,367	\$ -	\$ -
04811511	06/30/21	JACKSON	KANSAS CITY	1401 OAK ST	PARKING	-	\$ -	-	\$ 19,440	\$ -	\$ 19,440	\$ -	\$ -
04900530	06/30/23	JASPER	JOPLIN	1919 NORTH RANGE LINE	OFFICE	9,391	\$ 9.24	31.50	\$ 86,752	\$ 32,791	\$ 119,543	\$ -	\$ -
05000164	06/30/18	JEFFERSON	HILLSBORO	4621 YEAGER ROAD	OFFICE	8,566	\$ 10.23	41.00	\$ 83,519	\$ 34,277	\$ 117,796	\$ -	\$ -
00000000	06/30/24	JEFFERSON	ARNOLD	TBD	OFFICE	2,000	\$ 12	-	\$ 24,000	\$ 6,180	\$ 30,180	\$ -	\$ -
05100004	06/30/20	JOHNSON	WARRENSBURG	505 N RIDGEVIEW	OFFICE	5,178	\$ 9.23	14.00	\$ 47,793	\$ 19,021	\$ 66,814	\$ -	\$ -
05301281	06/30/20	LACLEDE	LEBANON	300 S. JACKSON	OFFICE	3,021	\$ 9.99	12.50	\$ 30,180	\$ 14,074	\$ 44,254	\$ -	\$ -
05401782	06/30/22	LAFAYETTE	LEXINGTON	1102 MAIN ST	OFFICE	3,946	\$ 7.49	14.50	\$ 29,556	\$ 19,649	\$ 49,205	\$ -	\$ -
05501689	06/30/24	LAWRENCE	AURORA	25 & 27 WEST LOCUST ST	OFFICE	3,800	\$ 6.90	13.00	\$ 26,225	\$ 13,073	\$ 39,298	\$ -	\$ -
05700850	06/30/20	LINCOLN	TROY	311 TRAVIS BLVD	OFFICE	5,843	\$ 9.55	23.00	\$ 55,801	\$ 21,633	\$ 77,434	\$ -	\$ -
05801442	06/30/18	LINN	BROOKFIELD	301 BURNHAM ST	OFFICE	2,218	\$ 7.46	7.00	\$ 16,546	\$ 10,879	\$ 27,425	\$ -	\$ -
05900168	06/30/22	LIVINGSTON	HILLICOTHE	98 WASHINGTON ST	OFFICE	1,691	\$ 10.00	5.00	\$ 16,910	\$ 4,344	\$ 21,254	\$ -	\$ -
06100821	06/30/20	MACON	MACON	1716-1718 N. PROSPECT	OFFICE	4,463	\$ 9.00	8.00	\$ 40,167	\$ 15,337	\$ 55,504	\$ -	\$ -
06201856	06/30/21	MADISON	FREDERICKTOWN	124 N MAIN ST	OFFICE	300	\$ 6.80	3.00	\$ 2,040	\$ 204	\$ 2,244	\$ -	\$ -
06011612	06/30/23	MCDONALD	PINEVILLE	5265 S BUSINESS HWY 71, STE D	OFFICE	1,375	\$ 8.95	2.00	\$ 12,306	\$ 4,844	\$ 17,150	\$ -	\$ -
06600815	06/30/19	MILLER	ELDON	6 SOUTH INDUSTRIAL PARK	OFFICE	2,500	\$ 9.00	4.00	\$ 22,500	\$ 9,673	\$ 32,173	\$ -	\$ -
06602062	06/30/20	MILLER	LAKE OZARK	101 CROSSINGS WEST DR	OFFICE	2,100	\$ 10.50	9.00	\$ 22,050	\$ 7,176	\$ 29,226	\$ -	\$ -
06701758	06/30/21	MISSISSIPPI	CHARLESTON	305 S. COOPER ST	OFFICE	3,250	\$ 11.00	6.00	\$ 35,750	\$ 13,896	\$ 49,646	\$ -	\$ -
07101874	06/30/18	MORGAN	VERSAILLES	203 SOUTH HIGHWAY 5	OFFICE	1,662	\$ 5.80	7.00	\$ 9,640	\$ 8,057	\$ 17,697	\$ -	\$ -
07201765	06/30/24	NEW MADRID	NEW MADRID	350 US HWY 61 S	OFFICE	2,610	\$ 7.55	8.00	\$ 19,712	\$ 6,291	\$ 26,003	\$ -	\$ -
07301063	06/30/24	NEWTON	NEOSHO	1845 LAQUESTA DRIVE	OFFICE	4,567	\$ 10.50	15.00	\$ 47,954	\$ 15,617	\$ 63,571	\$ -	\$ -
07402243	06/30/20	NODAWAY	MARYVILLE	115 E 4TH ST	OFFICE	2,180	\$ 9.30	6.00	\$ 20,274	\$ 11,188	\$ 31,462	\$ -	\$ -
88607802	12/31/18	PEMISCOT	CARUTHERSVILLE	911 HIGHWAY 84 WEST	OFFICE	3,735	\$ 9.37	10.00	\$ 34,997	\$ 13,652	\$ 48,649	\$ -	\$ -
07802625	06/30/19	PEMISCOT	HAYTI	317 E BROADWAY	OFFICE	634	\$ 7.57	1.00	\$ 4,800	\$ 1,745	\$ 6,545	\$ -	\$ -
07900549	06/30/18	PERRY	PERRYVILLE	12 EAST WICHERN RD	OFFICE	1,330	\$ 11.44	2.00	\$ 15,215	\$ 2,972	\$ 18,187	\$ -	\$ -
08000962	06/30/24	PETTIS	SEDALIA	205 THOMPSON ROAD	OFFICE	5,500	\$ 8.30	18.00	\$ 45,650	\$ 16,598	\$ 62,248	\$ -	\$ -
08100731	06/30/22	PHELPS	ROLLA	1101-1111 KINGSHIGHWAY	OFFICE	5,120	\$ 8.04	29.00	\$ 41,165	\$ 17,416	\$ 58,581	\$ -	\$ -
08201307	06/30/22	PIKE	BOWLING GREEN	1610 BUSINESS 54 WEST	OFFICE	970	\$ 6.50	3.00	\$ 6,305	\$ 3,445	\$ 9,750	\$ -	\$ -
08302054	06/30/19	PLATTE	PLATTE CITY	1120 BRANCH ST	OFFICE	2,400	\$ 12.70	7.00	\$ 30,480	\$ 13,398	\$ 43,878	\$ -	\$ -
08401596	06/30/18	POLK	BOLIVAR	3369 S. SPRINGFIELD	OFFICE	970	\$ 7.36	2.00	\$ 7,139	\$ 4,029	\$ 11,168	\$ -	\$ -
08500385	06/30/24	PULASKI	WAYNESVILLE	712 HISTORIC 66 WEST	OFFICE	1,820	\$ 9.10	8.00	\$ 16,562	\$ 6,617	\$ 23,179	\$ -	\$ -
08811646	06/30/24	RANDOLPH	MOBERLY	1317 E HIGHWAY 24, SUITE B	OFFICE	3,823	\$ 8.89	11.50	\$ 33,999	\$ 13,782	\$ 47,781	\$ -	\$ -
08901088	06/30/21	RAY	RICHMOND	901 E LEXINGTON	OFFICE	908	\$ 9.00	2.00	\$ 8,172	\$ 3,270	\$ 11,442	\$ -	\$ -
09700812	06/30/22	SALINE	MARSHALL	1239 SANTE FE TRAIL	OFFICE	4,150	\$ 11.07	8.00	\$ 45,941	\$ 17,044	\$ 62,985	\$ -	\$ -
10001064	06/30/23	SCOTT	SIKESTON	102 ARTHUR DRIVE	OFFICE	6,461	\$ 9.98	19.00	\$ 64,481	\$ 24,770	\$ 89,251	\$ -	\$ -
09200463	06/30/20	ST. CHARLES	ST CHARLES	211 COMPASS POINT DRIVE	OFFICE	11,041	\$ 14.95	48.00	\$ 165,063	\$ 47,721	\$ 212,784	\$ -	\$ -
09401266	06/30/19	ST. FRANCOIS	FARMINGTON	901 PROGRESS DR	SCHOOL	7,417	\$ 9.76	18.00	\$ 72,390	\$ 24,162	\$ 96,552	\$ -	\$ -

LEASED FACILITIES - FY 2021

LEASED FACILITIES													
LEASE ID	END DATE	COUNTY	CITY	ADDRESS	SPACE USE	SQ FT	CPSF	FTE	ANNUAL RENT	ANNUAL SERVICES	GENERAL REVENUE	FED	OTHER
<b>CORRECTIONS (continued)</b>													
00000000	01/00/00	ST. FRANCOIS	FARMINGTON	NDI FY21	SCHOOL	9,632	\$ 21.00	-	\$ 202,272	\$ 34,097	\$ 236,369	\$ -	\$ -
09511601	06/30/22	ST. GENEVIEVE	ST. GENEVIEVE	295 BROOKS STREET	OFFICE	680	\$ 1.32	2.00	\$ 898	\$ 90	\$ 988	\$ -	\$ -
09601042	06/30/20	ST. LOUIS	ST LOUIS	9441 DIELMAN ROCK ISLAND	OFFICE	11,641	\$ 12.92	43.00	\$ 150,402	\$ 60,898	\$ 211,300	\$ -	\$ -
11500493	06/30/18	ST. LOUIS CITY	ST LOUIS	1430 OLIVE STREET	PARKING	-	\$ -	-	\$ 6,350	\$ -	\$ 6,350	\$ -	\$ -
11500532	06/30/18	ST. LOUIS CITY	ST LOUIS	1500 PINE	PARKING	-	\$ -	-	\$ 5,262	\$ -	\$ 5,262	\$ -	\$ -
11501528	06/30/18	ST. LOUIS CITY	ST LOUIS	421 SOUTH 11 ST	PARKING	-	\$ -	-	\$ 19,700	\$ -	\$ 19,700	\$ -	\$ -
11502228	06/30/18	ST. LOUIS CITY	ST LOUIS	1115 CLARK AVE	PARKING	-	\$ -	-	\$ 6,720	\$ -	\$ 6,720	\$ -	\$ -
11502475	06/30/22	ST. LOUIS CITY	ST LOUIS	3101 CHOTEAU AVE	PARKING	-	\$ -	-	\$ 4,326	\$ -	\$ 4,326	\$ -	\$ -
10301015	06/30/24	STODDARD	DEXTER	1003 WILDWOOD DRIVE	OFFICE	4,562	\$ 8.84	9.00	\$ 40,328	\$ 6,813	\$ 47,141	\$ -	\$ -
88610402	06/30/20	STONE	GALENA	30832 HWY 413	OFFICE	2,059	\$ 10.74	10.00	\$ 22,114	\$ 10,240	\$ 32,354	\$ -	\$ -
10701017	06/30/22	TEXAS	HOUSTON	16798 OAK HILLS DRIVE	OFFICE	1,390	\$ 8.99	2.00	\$ 12,496	\$ 5,849	\$ 18,345	\$ -	\$ -
10800456	06/30/18	VERNON	NEVADA	330 S. PREWITT	OFFICE	4,795	\$ 10.00	18.50	\$ 47,950	\$ 20,663	\$ 68,613	\$ -	\$ -
10900092	06/30/23	WARREN	WARRENTON	3409 N HWY 47	OFFICE	2,334	\$ 9.90	5.00	\$ 23,101	\$ 8,150	\$ 31,251	\$ -	\$ -
11002661	06/30/19	WASHINGTON	POTOSI	23 SOUTHTOWNE DRIVE	OFFICE	3,902	\$ 9.99	11.00	\$ 38,981	\$ 15,204	\$ 54,185	\$ -	\$ -
11201899	06/30/18	WEBSTER	MARSHFIELD	201 E. WASHINGTON	OFFICE	1,500	\$ 7.00	2.00	\$ 10,500	\$ 6,399	\$ 16,899	\$ -	\$ -
11411610	06/30/20	WRIGHT	HARTVILLE	124 S MAIN	OFFICE	1,500	\$ 8.00	8.00	\$ 12,000	\$ 8,388	\$ 20,388	\$ -	\$ -
				<b>Real Estate Services Allocation</b>					<b>272,078</b>	<b>\$ -</b>	<b>\$ 261,547</b>	<b>\$ -</b>	<b>\$ 10,531</b>
				<b>NDI-COST TO CONTINUE PAY PLAN</b>					<b>2,894</b>	<b>\$ -</b>	<b>\$ 2,782</b>	<b>\$ -</b>	<b>\$ 112</b>
				<b>NDI-MARKET RATE CTC (MBSA)</b>					<b>269</b>	<b>\$ -</b>	<b>\$ 259</b>	<b>\$ -</b>	<b>\$ 10</b>
				<b>FY21 Corrections Lease Requirement</b>		<b>529,420</b>	<b>\$ 9.17</b>	<b>1,394.00</b>	<b>\$ 5,132,295</b>	<b>\$ 1,676,628</b>	<b>\$ 6,553,604</b>	<b>\$ -</b>	<b>\$ 255,319</b>
<b>ECONOMIC DEVELOPMENT</b>													
02602364	06/30/24	COLE	JEFFERSON CITY	4720 SCRUGGS STATION RD	STORAGE	4,315	\$ 2.53	-	\$ 10,917	\$ 2,920	\$ -	\$ -	\$ 13,837
				<b>Real Estate Services Allocation</b>					<b>590</b>	<b>\$ -</b>	<b>\$ -</b>	<b>\$ -</b>	<b>\$ 590</b>
				<b>NDI-COST TO CONTINUE PAY PLAN</b>					<b>6</b>	<b>\$ -</b>	<b>\$ -</b>	<b>\$ -</b>	<b>\$ 6</b>
				<b>NDI-MARKET RATE CTC (MBSA)</b>					<b>1</b>	<b>\$ -</b>	<b>\$ -</b>	<b>\$ -</b>	<b>\$ 1</b>
				<b>FY21 Economic Development Lease Requirement</b>		<b>4,315</b>	<b>\$ 2.53</b>	<b>-</b>	<b>\$ 11,514</b>	<b>\$ 2,920</b>	<b>\$ -</b>	<b>\$ -</b>	<b>\$ 14,434</b>
<b>ELEMENTARY &amp; SECONDARY EDUCATION</b>													
00101265	06/30/24	ADAIR	KIRKSVILLE	1612 NORTH OSTEOPATHY	OFFICE	1,799	\$ 9.40	6.00	\$ 16,911	\$ 4,175	\$ -	\$ 21,086	\$ -
00101409	06/30/22	ADAIR	KIRKSVILLE	2105 E NORMAL	OFFICE	200	\$ 7.32	-	\$ 1,464	\$ 596	\$ -	\$ 2,060	\$ -
01011545	06/30/23	BOONE	COLUMBIA	900 W NIFONG	OFFICE	4,347	\$ 15.75	14.00	\$ 68,465	\$ 16,203	\$ -	\$ 84,668	\$ -
01100335	06/30/18	BUCHANAN	ST JOSEPH	6TH & JULES	PARKING	-	\$ -	-	\$ 6,181	\$ -	\$ -	\$ 6,181	\$ -
01200374	06/30/20	BUTLER	POPLAR BLUFF	1903 NORTHWOOD	OFFICE	1,330	\$ 10.34	2.00	\$ 13,752	\$ 4,615	\$ -	\$ 18,367	\$ -
01600735	06/30/24	CAPE GIRARDEAU	CAPE GIRARDEAU	3014 & 3102 BLATTNER RD	OFFICE	22,890	\$ 9.75	85.00	\$ 223,178	\$ 72,104	\$ -	\$ 295,282	\$ -
02400134	06/30/18	CLAY	LIBERTY	910 KENT	OFFICE	100	\$ 11.75	-	\$ 1,188	\$ 309	\$ -	\$ 1,497	\$ -
02402621	06/30/19	CLAY	KANSAS CITY	8030 NORTH OAK TRAFFICWAY	OFFICE	4,485	\$ 11.09	15.60	\$ 49,739	\$ 16,691	\$ -	\$ 66,430	\$ -
02600137	06/30/20	COLE	JEFFERSON CITY	3024 DUPONT CIRCLE	OFFICE	19,529	\$ 7.31	55.00	\$ 142,757	\$ 57,132	\$ -	\$ 199,889	\$ -
02600662	06/30/18	COLE	JEFFERSON CITY	PARKING LOTS	PARKING	-	\$ -	-	\$ 529	\$ -	\$ 529	\$ -	\$ -
02600813	06/30/24	COLE	JEFFERSON CITY	1500 SOUTHRIDGE DR	OFFICE	25,627	\$ 8.95	88.00	\$ 229,362	\$ 63,235	\$ -	\$ 292,597	\$ -
02602364	06/30/24	COLE	JEFFERSON CITY	4720 SCRUGGS STATION ROAD	STORAGE	3,140	\$ 2.53	-	\$ 7,944	\$ 2,245	\$ -	\$ 10,189	\$ -
02611530	06/30/21	COLE	JEFFERSON CITY	3216 EMERALD LANE	OFFICE	3,000	\$ 9.87	-	\$ 29,610	\$ 10,855	\$ 40,465	\$ -	\$ -
03300270	06/30/20	DENT	SALEM	100 SOUTH WARFEL ST.	SCHOOL	4,890	\$ 9.99	4.30	\$ 48,851	\$ 21,035	\$ 69,886	\$ -	\$ -
03500106	06/30/20	DUNKLIN	CLARKTON	111 HIGHWAY 162	SCHOOL	7,266	\$ 8.46	8.66	\$ 61,470	\$ 5,532	\$ 67,002	\$ -	\$ -
03900909	06/30/20	GREENE	SPRINGFIELD	1735 W CATALPA ST	OFFICE	3,747	\$ 8.32	11.00	\$ 31,182	\$ 16,584	\$ -	\$ 47,766	\$ -
03901286	06/30/24	GREENE	SPRINGFIELD	613 E. KEARNEY	OFFICE	3,713	\$ 10.08	12.60	\$ 39,209	\$ 18,959	\$ -	\$ 58,168	\$ -
03902738	06/30/29	GREENE	SPRINGFIELD	1900 E. DIVISION ST	OFFICE	18,282	\$ 11.01	75.00	\$ 201,285	\$ 65,907	\$ -	\$ 267,192	\$ -
04600620	06/30/21	HOWELL	WEST PLAINS	3415 AND 3417 DIVISION DR.	OFFICE	1,858	\$ 9.40	6.00	\$ 17,466	\$ 6,741	\$ -	\$ 24,207	\$ -
52304604	06/30/18	HOWELL	WEST PLAINS	1715 WAYHAVEN DR	SCHOOL	4,739	\$ 9.90	8.90	\$ 46,916	\$ 24,972	\$ 71,888	\$ -	\$ -
04802081	06/30/22	JACKSON	BLUE SPRINGS	1501 NW JEFFERSON	OFFICE	4,129	\$ 14.46	7.70	\$ 59,720	\$ 14,264	\$ -	\$ 36,992	\$ 36,992
04811698	06/30/20	JACKSON	KANSAS CITY	1119 CHERRY ST	PARKING	-	\$ -	-	\$ 7,649	\$ -	\$ -	\$ 7,649	\$ -
04900570	06/30/22	JASPER	JOPLIN	801 E 15TH ST	OFFICE	2,795	\$ 9.67	7.00	\$ 27,028	\$ 13,060	\$ -	\$ 40,088	\$ -
50705902	06/30/21	LIVINGSTON	CHILLICOTHE	603 WEST MOHAWK RD	OFFICE	2,272	\$ 9.80	8.00	\$ 22,266	\$ 12,652	\$ -	\$ 34,918	\$ -
50706402	06/30/21	MARION	HANNIBAL	112 JAYCEE DR	OFFICE	2,500	\$ 9.06	5.50	\$ 22,650	\$ 11,610	\$ -	\$ 34,260	\$ -
06600232	06/30/20	MILLER	ELDON	114 N SPRUCE	SCHOOL	3,850	\$ 7.64	4.89	\$ 29,414	\$ 16,068	\$ 45,482	\$ -	\$ -
50708002	06/30/22	PETTIS	SEDALIA	2115 WEST BROADWAY	OFFICE	4,520	\$ 9.08	15.00	\$ 41,043	\$ 11,390	\$ -	\$ 52,433	\$ -
08100731	06/30/22	PHELPS	ROLLA	1101-1111 KINGSHIGHWAY	OFFICE	3,454	\$ 8.04	8.00	\$ 27,770	\$ 9,429	\$ -	\$ 37,199	\$ -
99909201	06/30/19	ST. CHARLES	ST CHARLES	3737 TRUMAN BLVD	OFFICE	3,519	\$ 8.89	12.50	\$ 31,284	\$ 14,413	\$ -	\$ 45,697	\$ -
09401266	06/30/19	ST. FRANCOIS	FARMINGTON	901 PROGRESS DR	OFFICE	2,745	\$ 9.76	8.00	\$ 26,791	\$ 9,712	\$ -	\$ 36,503	\$ -
11511525	06/30/18	ST LOUIS CITY	ST LOUIS	4041 FOREST PARK AVE	OFFICE	600	\$ 17.28	2.00	\$ 10,368	\$ 2,540	\$ 12,908	\$ -	\$ -



LEASED FACILITIES - FY 2021

LEASED FACILITIES													
LEASE ID	END DATE	COUNTY	CITY	ADDRESS	SPACE USE	SQ FT	CPSF	FTE	ANNUAL RENT	ANNUAL SERVICES	GENERAL REVENUE	FED	OTHER
<b>HEALTH &amp; SENIOR SERVICES (continued)</b>													
07201765	06/30/24	NEW MADRID	NEW MADRID	350 US HWY 61 SOUTH	OFFICE	542	\$ 7.55	4.00	\$ 4,092	\$ 1,548	\$ 2,616	\$ 3,024	\$ -
07301297	06/30/18	NEWTON	NEOSHO	201 N. WASHINGTON ST	OFFICE	290	\$ 9.24	4.00	\$ 2,680	\$ 1,498	\$ 1,938	\$ 2,240	\$ -
07400396	06/30/21	NODAWAY	MARYVILLE	301 SUMMIT DR	OFFICE	330	\$ 8.75	2.00	\$ 2,888	\$ 1,526	\$ 2,048	\$ 2,366	\$ -
07500836	06/30/18	OREGON	ALTON	HWY 19 S.	OFFICE	160	\$ 7.00	1.00	\$ 1,120	\$ 850	\$ 914	\$ 1,056	\$ -
07602553	07/30/20	OSAGE	LINN	63 PROGRESS LANE	OFFICE	2,083	\$ 5.54	2.00	\$ 11,540	\$ 7,366	\$ 8,770	\$ 10,136	\$ -
88607802	12/31/18	PEMISCOT	CARUTHERSVILLE	911 HWY 84	OFFICE	1,600	\$ 9.37	5.00	\$ 14,992	\$ 6,086	\$ 9,778	\$ 11,300	\$ -
08000889	06/30/24	PETTIS	SEDALIA	808 WESTWOOD	OFFICE	1,226	\$ 12.00	5.00	\$ 14,712	\$ 3,913	\$ 8,640	\$ 9,985	\$ -
08100731	06/30/22	PHELPS	ROLLA	1101-1111 KINGSHIGHWAY	OFFICE	991	\$ 8.04	7.00	\$ 7,968	\$ 3,898	\$ 5,505	\$ 6,361	\$ -
08201307	06/30/22	PIKE	BOWLING GREEN	1610 BUSINESS 54 W	OFFICE	114	\$ 6.50	1.00	\$ 741	\$ 345	\$ 504	\$ 582	\$ -
08300375	06/30/23	PLATTE	PLATTE CITY	233 MARSHALL RD	OFFICE	100	\$ 11.00	2.00	\$ 1,100	\$ 371	\$ 682	\$ 789	\$ -
08500385	06/30/24	PULASKI	WAYNESVILLE	712 HISTORIC 66 WEST	OFFICE	236	\$ 9.10	1.49	\$ 2,148	\$ 984	\$ 1,453	\$ 1,679	\$ -
08811646	06/30/24	RANDOLPH	MOBERLY	1317 E HIGHWAY 24, SUITE B	OFFICE	183	\$ 8.89	-	\$ 1,627	\$ 660	\$ 1,061	\$ 1,226	\$ -
08901088	06/30/21	RAY	RICHMOND	901 E. LEXINGTON	OFFICE	92	\$ 9.00	1.00	\$ 828	\$ 407	\$ 573	\$ 662	\$ -
09100890	06/30/23	RIPLEY	DONIPHAN	ROUTE 2 BOX 1143	OFFICE	745	\$ 8.41	4.00	\$ 6,265	\$ 2,628	\$ 4,125	\$ 4,768	\$ -
09700812	06/30/22	SALINE	MARSHALL	1239 SANTA FE TRAIL	OFFICE	1,269	\$ 11.07	4.00	\$ 14,048	\$ 6,462	\$ 9,515	\$ 10,995	\$ -
10001298	06/30/24	SCOTT	SIKESTON	106 ARTHUR DR	OFFICE	1,783	\$ 9.47	9.00	\$ 16,885	\$ 2,717	\$ 9,093	\$ 10,509	\$ -
10301015	06/30/24	STODDARD	DEXTER	1003 WILDWOOD DR	OFFICE	1,119	\$ 8.84	4.49	\$ 9,892	\$ 3,012	\$ 5,986	\$ 6,918	\$ -
99909201	06/30/19	ST. CHARLES	ST. CHARLES	3737 TRUMAN BLVD	OFFICE	1,996	\$ 8.89	15.00	\$ 17,744	\$ 8,195	\$ 12,033	\$ 13,906	\$ -
09401014	06/30/24	ST. FRANCOIS	PARK HILLS	140 STAPLES DR	OFFICE	2,595	\$ 10.25	10.00	\$ 26,599	\$ 9,866	\$ 16,916	\$ 19,549	\$ -
11501724	10/19/35	ST. LOUIS CITY	ST. LOUIS	OLD POST OFFICE-815 OLIVE	OFFICE	15,758	\$ 12.20	59.94	\$ 192,283	\$ 92,268	\$ 132,004	\$ 152,547	\$ -
11501808	06/30/18	ST. LOUIS	ST. LOUIS	OLD POST OFFICE-911 OLIVE	PARKING	-	\$ -	-	\$ 61,411	\$ 9,212	\$ 32,762	\$ 37,861	\$ -
11502410	06/30/18	ST. LOUIS CITY	ST. LOUIS	1515 CLARK STREET	PARKING	-	\$ -	-	\$ 1,035	\$ -	\$ 480	\$ 555	\$ -
10701017	06/30/22	TEXAS	HOUSTON	16798 OAK HILLS DR	OFFICE	617	\$ 8.99	3.00	\$ 5,547	\$ 2,138	\$ 3,565	\$ 4,120	\$ -
10801184	06/30/19	VERNON	NEVADA	621 E. HIGHLAND	OFFICE	328	\$ 9.67	4.00	\$ 3,172	\$ 1,378	\$ 2,111	\$ 2,439	\$ -
10901306	06/30/23	WARREN	WARRENTON	513 W BOONESLICK	OFFICE	229	\$ 10.00	2.00	\$ 2,290	\$ 712	\$ 1,393	\$ 1,609	\$ -
11001018	06/30/18	WASHINGTON	POTOSI	10235 W STATE HWY E	OFFICE	608	\$ 7.26	4.00	\$ 4,414	\$ 2,184	\$ 3,061	\$ 3,537	\$ -
11101087	06/30/18	WAYNE	PIEDMONT	HWY 49 NORTH, ROUTE 2	OFFICE	321	\$ 8.28	3.00	\$ 2,658	\$ 1,607	\$ 1,979	\$ 2,286	\$ -
11401303	06/30/21	WRIGHT	MOUNTAIN GROVE	1801 N. TALCOTT	OFFICE	1,031	\$ 10.32	6.00	\$ 10,640	\$ 4,203	\$ 6,886	\$ 7,957	\$ -
<b>Real Estate Services Allocation</b>									\$ 148,768	\$ -	\$ 69,014	\$ 79,754	\$ -
<b>NDI-COST TO CONTINUE PAY PLAN</b>									\$ 1,582	\$ -	\$ 734	\$ 848	\$ -
<b>NDI-MARKET RATE CTC</b>									\$ 147	\$ -	\$ 68	\$ 79	\$ -
<b>FY21 Health &amp; Senior Services Lease Requirement</b>						<b>281,978</b>	<b>\$ 9.14</b>	<b>1,446.71</b>	<b>\$ 2,727,631</b>	<b>\$ 910,813</b>	<b>\$ 1,687,872</b>	<b>\$ 1,950,572</b>	<b>\$ -</b>
<b>HIGHER EDUCATION</b>													
00101409	30/06/22	ADAIR	KIRKSVILLE	2105 E. NORMAL	OFFICE	4,050	\$ 7	5	\$ 29,646	\$ 17,010	\$ -	\$ 46,656	\$ -
01011563	30/06/19	BOONE	COLUMBIA	800 CHERRY ST	OFFICE	9,834	\$ 13	8	\$ 127,842	\$ 38,844	\$ -	\$ 98,327	\$ 68,359
01111567	30/06/22	BUCHANAN	ST. JOSEPH	2202 FREDERICK AVE	OFFICE	8,600	\$ 11	7	\$ 94,600	\$ 36,120	\$ -	\$ 130,720	\$ -
01200374	30/06/20	BUTLER	POPLAR BLUFF	1903 NORTHWOOD DR	OFFICE	4,614	\$ 10	5	\$ 47,709	\$ 18,613	\$ -	\$ 66,322	\$ -
01602273	30/06/18	CAPE GIRARDEAU	CAPE GIRARDEAU	1737 NORTH KINGSHIGHWAY	OFFICE	4,080	\$ 15	7	\$ 59,813	\$ 18,221	\$ -	\$ 78,034	\$ -
02401629	30/06/18	CLAY	KANSAS CITY	3100 NE 83RD, SUITE 1201	OFFICE	1,426	\$ 13	5	\$ 18,255	\$ 5,752	\$ -	\$ 23,577	\$ -
02600662	30/06/18	COLE	JEFFERSON CITY	PARKING LOTS	PARKING	0	\$ -	-	\$ 6,033	\$ -	\$ -	\$ 6,033	\$ -
00000000	30/06/24	COLE	JEFFERSON CITY	TBD	OFFICE	4,842	\$ 8	5	\$ 40,673	\$ 28,471	\$ -	\$ 9,680	\$ 59,464
03500618	30/06/19	DUNKLIN	KENNETT	100 HIGHWAY 25 S BY-PASS	OFFICE	4,033	\$ 8	5	\$ 32,062	\$ 15,305	\$ -	\$ 47,367	\$ -
03601418	30/06/20	FRANKLIN	WASHINGTON	1108 WASHINGTON SQUARE	OFFICE	6,800	\$ 10	5	\$ 68,000	\$ 27,506	\$ -	\$ 27,506	\$ 68,000
04202734	30/06/24	HENRY	CLINTON	117 W FRANKLIN	OFFICE	5,092	\$ 5	3	\$ 27,000	\$ 13,367	\$ -	\$ 40,367	\$ -
04600620	30/06/21	HOWELL	WEST PLAINS	3415 AND 3417 DIVISION DRIVE	OFFICE	3,969	\$ 9	4	\$ 37,309	\$ 16,233	\$ -	\$ 18,099	\$ 35,443
04800269	30/06/18	JACKSON	INDEPENDENCE	15301 E 23RD ST	OFFICE	9,327	\$ 9	11	\$ 84,782	\$ 49,890	\$ -	\$ 134,672	\$ -
04801463	30/06/18	JACKSON	KANSAS CITY	1740 PASEO	OFFICE	2,535	\$ 11	9	\$ 26,618	\$ 10,267	\$ -	\$ 36,885	\$ -
05001407	30/06/20	JEFFERSON	ARNOLD	3675 W OUTER RD	OFFICE	7,467	\$ 12	12	\$ 87,364	\$ 40,098	\$ -	\$ 127,462	\$ -
05300360	30/06/21	LACLEDE	LEBANON	2639 S JEFFERSON	OFFICE	4,559	\$ 9	4	\$ 42,627	\$ 23,958	\$ -	\$ 66,585	\$ -
05900810	30/06/20	LIVINGSTON	CHILLICOTHE	601 WEST MOHAWK	OFFICE	1,779	\$ 9	5	\$ 15,389	\$ 9,011	\$ -	\$ 24,400	\$ -
08011590	30/06/21	PETTIS	SEDALIA	515 S. KENTUCKY	OFFICE	5,140	\$ 8	6	\$ 41,377	\$ 19,558	\$ -	\$ 60,935	\$ -
09401735	30/06/19	ST. FRANCOIS	PARK HILLS	403 PARKWAY DR	OFFICE	4,800	\$ 11	-	\$ 53,184	\$ 13,958	\$ -	\$ 67,142	\$ -
09201637	30/06/18	ST. CHARLES	ST. PETERS	212 TURNER BLVD	OFFICE	5,000	\$ 7	10	\$ 35,500	\$ 24,550	\$ -	\$ 60,050	\$ -
11502410	30/06/18	ST. LOUIS CITY	ST. LOUIS	1515 CLARK ST	PARKING	0	\$ -	-	\$ 15,120	\$ -	\$ -	\$ 15,120	\$ -
<b>HIGHER EDUCATION (continued)</b>													



LEASED FACILITIES - FY 2021

LEASED FACILITIES													
LEASE ID	END DATE	COUNTY	CITY	ADDRESS	SPACE USE	SQ FT	CPSF	FTE	ANNUAL RENT	ANNUAL SERVICES	GENERAL REVENUE	FED	OTHER
10601802	30/06/18	TANEY	BRANSON	2720 SHEPHERD OF THE HILLS	OFFICE	2,236	\$ 9	\$ -	\$ 20,169	\$ 12,735	\$ -	\$ 32,904	\$ -
10801184	30/06/19	VERNON	NEVADA	621 E HIGHLAND	OFFICE	3,343	\$ 10	\$ 4	\$ 32,327	\$ 15,268	\$ -	\$ 47,595	\$ -
									\$ 1,042,969	\$ 454,735	\$ -	\$ 1,266,438	\$ 231,266
					<b>Real Estate Services Allocation</b>				\$ 63,823	\$ -	\$ -	\$ 63,823	\$ -
					<b>NDI-COST TO CONTINUE PAY PLAN</b>				\$ 679	\$ -	\$ -	\$ 679	\$ -
					<b>NDI-MARKET RATE CTC</b>				\$ 63	\$ -	\$ -	\$ 63	\$ -
					<b>FY21 Economic Development Lease Requirement</b>	<b>103,526</b>	<b>\$ 10</b>	<b>\$ 120</b>	<b>\$ 1,107,534</b>	<b>\$ 454,735</b>	<b>\$ -</b>	<b>\$ 1,331,003</b>	<b>\$ 231,266</b>
<b>COMMERCE AND INSURANCE</b>													
02600662	06/30/18	COLE	JEFFERSON CITY	PARKING LOTS	PARKING	-	\$ -	-	\$ 6,033	\$ -	\$ -	\$ -	\$ 6,033
04811698	00044012	JACKSON	KANSAS CITY	1119 CHERRY ST.	PARKING	-	\$ -	-	\$ 15,120	\$ -	\$ -	\$ -	\$ 15,120
02600791	06/30/30	COLE	JEFFERSON CITY	200 MADISON	OFFICE	70,168	\$ 10.30	175.10	\$ 722,977	\$ 156,931	\$ 60,000	\$ -	\$ 819,908
02601279	07/31/24	COLE	JEFFERSON CITY	MADISON & CAPITAL	PARKING	-	\$ -	-	\$ 25,200	\$ -	\$ -	\$ -	\$ 25,200
02602364	06/30/24	COLE	JEFFERSON CITY	4720 SCRUGGS STATION RD	STORAGE	2,376	\$ 2.53	-	\$ 6,011	\$ 1,098	\$ -	\$ -	\$ 7,109
03900909	06/30/20	GREENE	SPRINGFIELD	1735 WEST CATALPA ST	OFFICE	2,070	\$ 8.32	14.00	\$ 17,222	\$ 9,161	\$ -	\$ -	\$ 26,383
10001064	06/30/23	SCOTT	SIKESTON	102 ARTHUR DRIVE	OFFICE	1,550	\$ 9.98	-	\$ 15,469	\$ 4,638	\$ -	\$ -	\$ 20,107
11501821	06/30/20	ST. LOUIS CITY	ST. LOUIS	604 PINE ST	PARKING	-	\$ -	-	\$ 20,787	\$ -	\$ -	\$ -	\$ 20,787
					<b>Real Estate Services Allocation</b>				\$ 42,678	\$ -	\$ 2,559	\$ -	\$ 40,119
					<b>NDI-COST TO CONTINUE PAY PLAN</b>				\$ 453	\$ -	\$ 27	\$ -	\$ 426
					<b>NDI-MARKET RATE CTC</b>				\$ 42	\$ -	\$ 3	\$ -	\$ 39
					<b>FY21 Commerce and Insurance Lease Requirement</b>	<b>-</b>	<b>\$ 76,164</b>	<b>\$ 31.00</b>	<b>189.00</b>	<b>\$ 871,992</b>	<b>\$ 171,828</b>	<b>\$ 62,589</b>	<b>\$ 981,231</b>
<b>JUDICIARY</b>													
02600231	06/30/20	COLE	JEFFERSON CITY	2112 INDUSTRIAL	OFFICE	27,000	\$ 9.57	101.10	\$ 258,390	\$ 148,028	\$ 386,097	\$ 20,321	\$ -
02601370	06/30/20	COLE	JEFFERSON CITY	121 ALAMEDA DR	OFFICE	9,046	\$ 9.98	-	\$ 90,279	\$ 38,473	\$ -	\$ -	\$ 128,752
02601371	06/30/20	COLE	JEFFERSON CITY	3425 CONSTITUTION CT	OFF/STORAGE	30,692	\$ 9.57	110.25	\$ 293,722	\$ 109,902	\$ 403,624	\$ -	\$ -
02602364	06/30/24	COLE	JEFFERSON CITY	4720 SCRUGGS STATION RD	STORAGE	2,395	\$ 2.53	-	\$ 6,059	\$ 1,106	\$ 7,165	\$ -	\$ -
03901638	06/30/22	GREENE	SPRINGFIELD	300 JOHN HAMMONS PARKWAY	OFFICE	13,551	\$ 16.50	-	\$ 223,592	\$ 29,473	\$ 253,065	\$ -	\$ -
11501594	06/30/22	ST. LOUIS	ST. LOUIS	OLD POST OFFICE-815 OLIVE	OFFICE	50,030	\$ 22.18	68.30	\$ 1,109,888	\$ 245,280	\$ 1,355,168	\$ -	\$ -
					<b>Real Estate Services Allocation</b>				\$ 109,063	\$ -	\$ 102,707	\$ 865	\$ 5,491
					<b>NDI-COST TO CONTINUE PAY PLAN</b>				\$ 1,160	\$ -	\$ 1,093	\$ 9	\$ 58
					<b>NDI-MARKET RATE CTC</b>				\$ 108	\$ -	\$ 102	\$ 1	\$ 5
					<b>FY21 Judiciary Lease Requirement</b>	<b>-</b>	<b>\$ 132,714</b>	<b>\$ 18.23</b>	<b>279.65</b>	<b>\$ 2,529,869</b>	<b>\$ 752,262</b>	<b>\$ 3,126,629</b>	<b>\$ 21,196</b>
<b>LABOR &amp; INDUSTRIAL RELATIONS</b>													
01100335	06/30/18	BUCHANAN	ST JOSEPH	6TH & JULES	PARKING	-	\$ -	-	\$ 1,159	\$ -	\$ -	\$ -	\$ 1,159
01111567	06/30/22	BUCHANAN	ST JOSEPH	2202 FREDERICK AVE	OFFICE	250	\$ 11.00	1.00	\$ 2,750	\$ 1,194	\$ -	\$ 3,944	\$ -
01011555	06/30/19	BOONE	COLUMBIA	5900 TOWER DR	OFFICE	6,000	\$ 10.00	-	\$ 60,000	\$ 28,050	\$ -	\$ -	\$ 88,050
01600735	06/30/24	CAPE GIRARDEAU	CAPE GIRARDEAU	3014 & 3102 BLATTNER RD	OFFICE	5,415	\$ 9.75	8.00	\$ 52,796	\$ 16,204	\$ -	\$ -	\$ 69,000
01602571	06/30/19	CAPE GIRARDEAU	CAPE GIRARDEAU	471 SIEMERS DR	OFFICE	510	\$ 9.90	1.00	\$ 5,049	\$ 2,486	\$ -	\$ 7,535	\$ -
03900949	06/30/19	GREENE	SPRINGFIELD	1736 E SUNSHINE	OFFICE	4,125	\$ 10.62	6.00	\$ 43,808	\$ 22,424	\$ -	\$ -	\$ 66,232
04602534	06/30/19	HOWELL	MOUNTAIN VIEW	125 EAST FIRST STREET	OFFICE	450	\$ 4.00	1.00	\$ 1,800	\$ 180	\$ -	\$ 1,980	\$ -
05900810	06/30/20	LIVINGSTON	CHILLICOTHE	601 MOHAWK	OFFICE	66	\$ 8.65	1.00	\$ 571	\$ 288	\$ -	\$ 859	\$ -
04900159	06/30/21	JASPER	JOPLIN	3311 TEXAS	OFFICE	2,935	\$ 10.69	3.00	\$ 31,375	\$ 11,797	\$ -	\$ -	\$ 43,172
10001298	06/30/24	SCOTT	SIKESTON	106 ARTHUR DR	OFFICE	1,039	\$ 9.47	4.00	\$ 9,839	\$ 1,986	\$ 2,399	\$ 9,426	\$ -
09201339	06/30/22	ST. CHARLES	ST. PETERS	119-123 OLYMPIC WAY	OFFICE	980	\$ 15.53	2.00	\$ 15,219	\$ 1,019	\$ -	\$ 16,238	\$ -
99909201	06/30/19	ST. CHARLES	ST CHARLES	3737 TRUMAN BLVD	OFFICE	5,011	\$ 8.89	4.00	\$ 44,548	\$ 28,097	\$ -	\$ -	\$ 72,645
09401735	06/30/19	ST. FRANCOIS	PARK HILLS	403 PARKWAY DR	OFFICE	72	\$ 11.08	1.00	\$ 799	\$ 158	\$ -	\$ 957	\$ -
11501821	06/30/18	ST. LOUIS CITY	ST LOUIS	604 PINE ST	PARKING	-	\$ -	-	\$ 69,111	\$ -	\$ 3,429	\$ 44,874	\$ 20,808
10601280	06/30/18	TANEY	BRANSON	2720 SHEPARD OF THE HILLS	OFFICE	215	\$ 9.02	1.00	\$ 1,939	\$ 939	\$ -	\$ 2,878	\$ -
					<b>Real Estate Services Allocation</b>				\$ 19,429	\$ -	\$ 248	\$ 3,782	\$ 15,399
					<b>NDI-COST TO CONTINUE PAY PLAN</b>				\$ 207	\$ -	\$ 3	\$ 40	\$ 164
					<b>NDI-MARKET RATE CTC</b>				\$ 18	\$ -	\$ -	\$ 3	\$ 15
					<b>FY21 Labor &amp; Industrial Relations Lease Requirement</b>	<b>-</b>	<b>\$ 27,068</b>	<b>\$ 12.59</b>	<b>33.00</b>	<b>\$ 360,417</b>	<b>\$ 114,822</b>	<b>\$ 6,079</b>	<b>\$ 92,516</b>
<b>LEGISLATURE</b>													
02602239	06/30/24	COLE	JEFFERSON CITY	4720 SCRUGGS STATION RD	STORAGE	69	\$ 4.05	-	\$ 279	\$ 75	\$ 354	\$ -	\$ -
02602364	06/30/24	COLE	JEFFERSON CITY	4720 SCRUGGS STATION RD	STORAGE	2,300	\$ 2.53	-	\$ 5,819	\$ 1,164	\$ 6,983	\$ -	\$ -
					<b>Real Estate Services Allocation</b>				\$ 312	\$ -	\$ 312	\$ -	\$ -
					<b>NDI-COST TO CONTINUE PAY PLAN</b>				\$ 3	\$ -	\$ 3	\$ -	\$ -
					<b>FY21 Legislative Lease Requirement</b>	<b>-</b>	<b>\$ 2,369</b>	<b>\$ 2.57</b>	<b>-</b>	<b>\$ 6,413</b>	<b>\$ 1,239</b>	<b>\$ 7,652</b>	<b>\$ -</b>

LEASED FACILITIES - FY 2021

LEASED FACILITIES															
LEASE ID	END DATE	COUNTY	CITY	ADDRESS	SPACE USE	SQ FT	CPSF	FTE	ANNUAL RENT	ANNUAL SERVICES	GENERAL REVENUE	FED	OTHER		
<b>LT GOVERNOR</b>															
11501725	00048973	ST. LOUIS CITY	ST LOUIS	OLD POST OFFICE-815 OLIVE	OFFICE	4,867	\$ 12	\$ 11	\$ 59,377	\$ 29,348	\$ 44,363	\$ -	\$ 44,362		
11501808	00043281	ST. LOUIS CITY	ST LOUIS	OLD POST OFFICE-911 OLIVE	PARKING	0	\$ -	\$ -	\$ 10,698	\$ 1,391	\$ -	\$ -	\$ 12,089		
									\$ 70,075	\$ 30,739	\$ 44,363	\$ -	\$ 56,451		
<b>Real Estate Services Allocation</b>									\$ 4,299	\$ -	\$ 1,891	\$ -	\$ 2,408		
<b>NDI-COST TO CONTINUE PAY PLAN</b>									\$ 46	\$ -	\$ 20	\$ -	\$ 26		
<b>NDI-MARKET RATE CTC</b>									\$ 4	\$ -	\$ 2	\$ -	\$ 2		
						<b>FY21 Economic Development Lease Requirement</b>	<b>4,867</b>	<b>\$ 14</b>	<b>\$ 11</b>	<b>\$ 74,424</b>	<b>\$ 30,739</b>	<b>\$ 46,276</b>	<b>\$ -</b>	<b>\$ 58,887</b>	
<b>MENTAL HEALTH</b>															
01011545	06/30/23	BOONE	COLUMBIA	900 W NIFONG	OFFICE	10,143	\$ 15.75	58.00	\$ 159,752	\$ 37,088	\$ 196,840	\$ -	\$ -		
01100335	06/30/18	BUCHANAN	ST JOSEPH	6TH & JULES	PARKING	-	\$ -	\$ -	\$ 17,087	\$ -	\$ 17,087	\$ -	\$ -		
01602571	06/30/19	CAPE GIRARDEAU	CAPE GIRARDEAU	471 SIEMERS DR	OFFICE	3,465	\$ 9.90	12.00	\$ 34,304	\$ 16,636	\$ 50,940	\$ -	\$ -		
02602364	06/30/24	COLE	JEFFERSON CITY	4720 SCRUGGS STATION RD	STORAGE	1,222	\$ 2.53	-	\$ 3,092	\$ 565	\$ 3,657	\$ -	\$ -		
04811631	06/30/18	JACKSON	KANSAS CITY	8TH & CHARLOTTE	PARKING	-	\$ -	-	\$ 10,577	\$ -	\$ 9,137	\$ 1,440	\$ -		
05011716	06/30/24	JEFFERSON	CRYSTAL CITY	TBD	OFFICE	4,776	\$ 15.00	13.00	\$ 71,640	\$ 25,830	\$ 97,470	\$ -	\$ -		
09702685	06/30/31	SALINE	MARSHALL	1547 W. COMMERCE DR.	OFFICE	15,759	\$ 19.99	99.00	\$ 315,022	\$ 56,811	\$ 371,833	\$ -	\$ -		
09702687	06/30/31	SALINE	MARSHALL	ATCHISON & HWY YY	DAY TREATMENT	5,938	\$ 42.82	71.00	\$ 254,265	\$ 20,489	\$ 274,754	\$ -	\$ -		
09201339	06/30/22	ST. CHARLES	ST. PETERS	119-123 OLYMPIC WAY	OFFICE	8,763	\$ 15.53	42.00	\$ 136,089	\$ 13,018	\$ 149,107	\$ -	\$ -		
09411643	06/30/23	ST. FRANCOIS	FARMINGTON	1101 WEBER ROAD	OFFICE	2,400	\$ 10.00	9.00	\$ 24,000	\$ 10,812	\$ 34,812	\$ -	\$ -		
11501821	06/30/18	ST. LOUIS CITY	ST LOUIS	604 PINE ST	PARKING	-	\$ -	-	\$ 82,336	\$ -	\$ 82,336	\$ -	\$ -		
10800258	06/30/18	VERNON	NEVADA	2201 NORTH ELM	OFFICE	4,502	\$ 10	19	\$ 46,236	\$ 9,270	\$ 55,506	\$ -	\$ -		
10802493	06/30/29	VERNON	NEVADA	2041-A E HUNTER RD	OFFICE	9,621	\$ 15.29	44.00	\$ 147,105	\$ 31,810	\$ 178,915	\$ -	\$ -		
10802494	06/30/29	VERNON	NEVADA	2041-B E HUNTER RD	DAY TREATMENT	11,835	\$ 18.83	20.00	\$ 222,865	\$ 36,570	\$ 259,435	\$ -	\$ -		
<b>Real Estate Services Allocation</b>									\$ 76,072	\$ -	\$ 76,072	\$ -	\$ -		
<b>NDI-COST TO CONTINUE PAY PLAN</b>									\$ 809	\$ -	\$ 809	\$ -	\$ -		
<b>NDI-MARKET RATE CTC</b>									\$ 75	\$ -	\$ 75	\$ -	\$ -		
						<b>FY21 Mental Health Lease Requirement</b>	<b>-</b>	<b>78,424</b>	<b>\$ 19.44</b>	<b>387.00</b>	<b>\$ 1,601,326</b>	<b>\$ 258,899</b>	<b>\$ 1,858,785</b>	<b>\$ 1,440</b>	<b>\$ -</b>
<b>NATURAL RESOURCES</b>															
01201167	06/30/20	BUTLER	POPLAR BLUFF	2153 & 2155 N WESTWOOD	OFFICE	8,418	\$ 9.25	29.00	\$ 77,867	\$ 31,475	\$ 19,681	\$ -	\$ 89,661		
02001681	06/30/18	CEDAR	CEDAR COUNTY	SECTION 7, TOWNSHIP 34N	LAND	-	\$ -	-	\$ 1,500	\$ 1,376	\$ -	\$ -	\$ 2,876		
02401701	06/30/18	CLAY	KANSAS CITY	KCPL NASHUA SUBSTATION	LAND	-	\$ -	-	\$ 1,000	\$ 1,166	\$ -	\$ -	\$ 2,166		
02501662	06/30/20	CLINTON	TRIMBLE	7536 SW HWY O	LAND	-	\$ -	-	\$ 600	\$ 1,066	\$ -	\$ -	\$ 1,666		
02600660	06/30/23	COLE	JEFFERSON CITY	1730-1738 E. ELM	OFFICE	44,515	\$ 9.37	145.00	\$ 417,106	\$ 102,362	\$ 114,283	\$ 183,840	\$ 221,345		
02600847	06/30/20	COLE	JEFFERSON CITY	1659 E. ELM	OFFICE	41,000	\$ 9.51	149.00	\$ 389,910	\$ 137,145	\$ 58,661	\$ 56,764	\$ 411,630		
02602364	06/30/24	COLE	JEFFERSON CITY	4720 SCRUGGS STATION	STORAGE	390	\$ 2.53	-	\$ 987	\$ 180	\$ 1,167	\$ -	\$ -		
03900103	06/30/21	GREENE	SPRINGFIELD	2040 W. WOODLAND	OFFICE	13,904	\$ 10.98	48.00	\$ 152,666	\$ 50,889	\$ 30,533	\$ 77,351	\$ 95,671		
04800156	06/30/22	JACKSON	LEE'S SUMMIT	HWY 470 & COLBERN ROAD	OFFICE	13,350	\$ 15.21	38.00	\$ 203,054	\$ 39,249	\$ 111,460	\$ -	\$ 130,843		
04801661	06/30/18	JACKSON	KANSAS CITY	4240 BLUERIDGE	LAND	-	\$ -	-	\$ 2,100	\$ 126	\$ -	\$ -	\$ 2,226		
04811587	06/30/22	JACKSON	INDEPENDENCE	4018 HARVARD LANE	LAND	-	\$ -	-	\$ 1,200	\$ 2,296	\$ -	\$ -	\$ 3,496		
04901679	06/30/18	JASPER	CARTHAGE	SECTION 33, TOWNSHIP 29N, RANGE 31	LAND	-	\$ -	-	\$ 1,050	\$ 1,737	\$ -	\$ -	\$ 2,787		
04911517	06/30/21	JASPER	ALBA	20400 MILLWOOD ROAD	LAND	-	\$ -	-	\$ 1,200	\$ 72	\$ -	\$ -	\$ 1,272		
05711570	06/30/22	LINCOLN	FOLEY	2100 HIGHWAY Y	LAND	64	\$ 18.75	-	\$ 1,200	\$ 1,154	\$ -	\$ -	\$ 2,354		
78006102	06/30/26	MACON	MACON	1709 PROSPECT DR	OFFICE	15,450	\$ 10.33	32.00	\$ 159,600	\$ 31,958	\$ 74,708	\$ 42,143	\$ 74,707		
07502684	06/30/19	OREGON	THAYER	1006 NETTLETON DRIVE	OFI/STORAGE	1,254	\$ 10.05	1.00	\$ 12,603	\$ 3,117	\$ -	\$ -	\$ 15,720		
07901668	06/30/19	PERRY	PERRY	17751 HIGHWAY C	LAND	-	\$ -	-	\$ 1,200	\$ 1,053	\$ -	\$ -	\$ 2,253		
09501643	06/30/18	ST. GENEVIEVE	BONNE TERRE	HWY D	LAND	-	\$ -	-	\$ 900	\$ 1,001	\$ -	\$ -	\$ 1,901		
09601129	06/30/20	ST. LOUIS	FLORISSANT	917 N. HWY 67	OFFICE	1,000	\$ 7.72	3.00	\$ 7,720	\$ 5,634	\$ -	\$ 3,805	\$ 9,549		
09601665	06/30/18	ST. LOUIS	WEST ALTON	WEST ALTON PLAYGROUND	LAND	-	\$ -	-	\$ 10	\$ 804	\$ -	\$ -	\$ 814		
09601813	06/30/18	ST. LOUIS	FLORISSANT	450 WEST WASHINGTON	STORAGE	100	\$ 12.48	-	\$ 1,248	\$ 583	\$ -	\$ -	\$ 1,831		
09602473	12/31/19	ST. LOUIS	LADUE	73 HUNTER AVE	LAND	-	\$ -	-	\$ 2,135	\$ 1,792	\$ -	\$ -	\$ 3,927		
09602487	06/30/18	ST. LOUIS	ST LOUIS	13044 MARINE AVE	LAND	-	\$ -	-	\$ 300	\$ 773	\$ -	\$ -	\$ 1,073		
					STATEWIDE	-	\$ -	-	\$ 13,348	\$ 1,335	\$ -	\$ -	\$ 14,683		
<b>Real Estate Services Allocation</b>									\$ 79,709	\$ -	\$ 17,508	\$ 15,520	\$ 46,681		
<b>NDI-COST TO CONTINUE PAY PLAN</b>									\$ 848	\$ -	\$ 186	\$ 165	\$ 497		
<b>NDI-MARKET RATE CTC</b>									\$ 78	\$ -	\$ 17	\$ 15	\$ 46		
						<b>FY21 Natural Resources Lease Requirement</b>	<b>-</b>	<b>139,445</b>	<b>\$ 10.40</b>	<b>445.00</b>	<b>\$ 1,531,139</b>	<b>\$ 418,343</b>	<b>\$ 428,204</b>	<b>\$ 379,603</b>	<b>\$ 1,141,675</b>

LEASED FACILITIES - FY 2021

LEASED FACILITIES														
LEASE ID	END DATE	COUNTY	CITY	ADDRESS	SPACE USE	SQ FT	CPSF	FTE	ANNUAL RENT	ANNUAL SERVICES	GENERAL REVENUE	FED	OTHER	
<b>ETHICS COMMISSION</b>														
02601353	06/30/22	COLE	JEFFERSON CITY	3411-A KNIPP	OFFICE	7,247	\$ 8.50	24.00	\$ 61,600	\$ 44,167	\$ 105,767	\$ -	\$ -	
					<b>Real Estate Services Allocation</b>				\$ 4,644	\$ -	\$ 4,644	\$ -	\$ -	
					<b>NDI-COST TO CONTINUE PAY PLAN</b>				\$ 49	\$ -	\$ 49	\$ -	\$ -	
					<b>NDI-MARKET RATE CTC</b>				\$ 5	\$ -	\$ 5	\$ -	\$ -	
					<b>FY21 Ethics Commission Lease Requirement</b>	-	<b>7,247</b>	<b>\$ 8.50</b>	<b>24.00</b>	<b>\$ 66,298</b>	<b>\$ 44,167</b>	<b>\$ 110,465</b>	<b>\$ -</b>	<b>\$ -</b>
<b>OFFICE OF ADMINISTRATION</b>														
01100335	06/30/18	BUCHANAN	ST JOSEPH	6TH & JULES	PARKING	-	\$ -	-	\$ 1,932	\$ 193	\$ -	\$ -	\$ 2,125	
98701902	06/30/18	CASS	BELTON	836 NORTH SCOTT AVENUE	OFFICE	150	\$ 10.00	-	\$ 1,500	\$ 681	\$ -	\$ -	\$ 2,181	
02611717	06/30/24	COLE	JEFFERSON CITY	1731 ELM COURT - RESP	OFFICE	5,590	\$ 11.18	-	\$ 62,496	\$ 12,854	\$ -	\$ -	\$ 75,350	
02600660	06/30/23	COLE	JEFFERSON CITY	1730-1738 E. ELM	OFFICE	4,519	\$ 9.37	2.49	\$ 42,343	\$ 10,391	\$ 52,734	\$ -	\$ -	
02600662	06/30/18	COLE	JEFFERSON CITY	PARKING LOTS	PARKING	-	\$ -	-	\$ 4,660	\$ -	\$ 840	\$ -	\$ 3,820	
02600791	06/30/30	COLE	JEFFERSON CITY	200 MADISON	OFFICE	11,719	\$ 10.30	-	\$ 120,706	\$ 24,979	\$ -	\$ -	\$ 145,685	
02602364	06/30/24	COLE	JEFFERSON CITY	4720 SCRUGGS STATION	STORAGE	43,447	\$ 2.53	-	\$ 109,921	\$ 20,073	\$ 54,019	\$ -	\$ 75,975	
02602239	06/30/24	COLE	JEFFERSON CITY	4720 SCRUGGS STATION	STORAGE	44,639	\$ 4.05	-	\$ 180,788	\$ 44,527	\$ 101,414	\$ -	\$ 123,901	
02602582	06/30/33	COLE	JEFFERSON CITY	OLD JC POST OFFICE - HIGH STREET	OFFICE	8,520	\$ 6.00	10.75	\$ 51,120	\$ 25,995	\$ 77,115	\$ -	\$ -	
00000000	01/00/00	COLE	JEFFERSON CITY	NDI FY21	OFFICE	25,000	\$ 18.00	-	\$ 450,000	\$ 87,500	\$ 537,500	\$ -	\$ -	
03201609	06/30/20	DEKALB	CAMERON	207 E MCELWAIN DR (ITSD)	OFFICE	172	\$ 9.20	1.00	\$ 1,583	\$ 590	\$ 2,173	\$ -	\$ -	
03500618	06/30/19	DUNKLIN	KENNETT	1100 HWY 25 BY-PASS	OFFICE	175	\$ 7.95	1.00	\$ 1,392	\$ 563	\$ 1,955	\$ -	\$ -	
03900710	06/30/18	GREENE	SPRINGFIELD	305 W OLIVE, 405 W OLIVE	PARKING	-	\$ -	-	\$ 4,460	\$ 446	\$ -	\$ -	\$ 4,906	
04100383	06/30/22	HARRISON	BETHANY	2403 VANDIVERT (ITSD)	OFFICE	151	\$ 9.05	1.00	\$ 1,367	\$ 602	\$ 1,969	\$ -	\$ -	
04200799	06/30/20	HENRY	CLINTON	1661 NORTH 2ND ST	OFFICE	542	\$ 9.00	-	\$ 4,878	\$ 2,169	\$ 7,047	\$ -	\$ -	
04600620	06/30/21	HOWELL	WEST PLAINS	3415 & 3417 DIVISION DR	OFFICE	600	\$ 9.40	-	\$ 5,640	\$ 2,177	\$ 7,817	\$ -	\$ -	
04811698	00044012	JACKSON	KANSAS CITY	1119 CHERRY STREET	PARKING	-	\$ -	-	\$ 3,600	\$ -	\$ 3,600	\$ -	\$ -	
04900530	06/30/23	JASPER	JOPLIN	1919 NORTH RANGE LINE (ITSD)	OFFICE	200	\$ 9.24	-	\$ 1,848	\$ 712	\$ 2,560	\$ -	\$ -	
06100821	06/30/20	MACON	MACON	1716-1718 N PROSPECT	OFFICE	175	\$ 9.00	1.00	\$ 1,575	\$ 654	\$ 2,229	\$ -	\$ -	
09100890	06/30/23	RIPLEY	DONIPHAN	ROUTE 2, BOX 1143	OFFICE	343	\$ 8.41	-	\$ 2,885	\$ 1,120	\$ 4,005	\$ -	\$ -	
09201339	06/30/22	ST. CHARLES	ST. PETERS	119-123 OLYMPIC WAY	OFFICE	300	\$ 15.53	1.00	\$ 4,659	\$ 312	\$ -	\$ -	\$ 4,971	
10611700	06/30/24	TANEY	BRANSON	2900 GREEN MOUNTAIN DR	OFFICE	200	\$ 11.00	1.00	\$ 2,200	\$ 657	\$ 2,857	\$ -	\$ -	
10800258	06/30/18	VERNON	NEVADA	2201 NORTH ELM	RESIDENTIAL	4,070	\$ 10.27	-	\$ 41,799	\$ 11,445	\$ 53,244	\$ -	\$ -	
10900092	06/30/18	WARREN	WARRENTON	3409 N. HIGHWAY 47	OFFICE	1,000	\$ 9.90	-	\$ 9,900	\$ 4,610	\$ 14,510	\$ -	\$ -	
11501821	06/30/19	ST LOUIS CITY	ST LOUIS	604 PINE ST	PARKING	-	\$ -	-	\$ 45,062	\$ -	\$ 42,800	\$ -	\$ 2,262	
					<b>Real Estate Services Allocation</b>				\$ 111,094	\$ -	\$ 92,277	\$ -	\$ 18,817	
					<b>NDI-COST TO CONTINUE PAY PLAN</b>				\$ 1,181	\$ -	\$ 981	\$ -	\$ 200	
					<b>NDI-MARKET RATE CTC</b>				\$ 120	\$ -	\$ 102	\$ -	\$ 18	
					<b>FY21 Office of Administration Lease Requirement</b>	-	<b>151,512</b>	<b>\$ 7.65</b>	<b>19.24</b>	<b>\$ 1,270,709</b>	<b>\$ 253,250</b>	<b>\$ 1,063,748</b>	<b>\$ -</b>	<b>\$ 460,211</b>
<b>PUBLIC SAFETY</b>														
01002591	06/30/20	BOONE	COLUMBIA	601 BUS LOOP 70 WEST - VETS	OFFICE	1,095	\$ 12.93	-	\$ 14,158	\$ 3,347	\$ -	\$ -	\$ 17,505	
01100335	06/30/18	BUCHANAN	ST JOSEPH	6TH & JULES - VETS	PARKING	-	\$ -	-	\$ 1,932	\$ 193	\$ -	\$ -	\$ 2,125	
00000000	01/00/00	BUTLER	POPLAR BLUFF	TBD - VETS	OFFICE	636	\$ 14.00	-	\$ 11,318	\$ 5,883	\$ -	\$ -	\$ 17,201	
01502589	06/30/18	CAMDEN	OSAGE BEACH	1000 CITY PARKWAY - VETS	OFFICE	320	\$ 9.46	-	\$ 5,905	\$ 5,074	\$ -	\$ -	\$ 10,979	
01600735	06/30/19	CAPE GIRARDEAU	CAPE GIRARDEAU	3014 & 3102 BLATTNER RD - SEMA	OFFICE	250	\$ 9.75	-	\$ 2,438	\$ 1,031	\$ -	\$ 3,469	\$ -	
02600660	06/30/24	COLE	JEFFERSON CITY	1730-1738 E. ELM - LIQUOR CONTROL	OFFICE	9,635	\$ 9.37	-	\$ 90,280	\$ 22,156	\$ -	\$ -	\$ 112,436	
02600813	06/01/24	COLE	JEFFERSON CITY	1500 SOUTHRIDGE	OFFICE	873	\$ 8.95	-	\$ 7,813	\$ 2,191	\$ -	\$ -	\$ 10,004	
03201609	06/30/20	DEKALB	CAMERON	207 E MCELWAIN - SEMA	OFFICE	111	\$ 9.20	-	\$ 1,021	\$ 380	\$ -	\$ 1,401	\$ -	
03500618	06/30/19	DUNKLIN	KENNETT	1100 HWY 25 S BY-PASS - VETS	OFFICE	255	\$ 7.95	-	\$ 2,027	\$ 843	\$ -	\$ -	\$ 2,870	
03900303	12/31/20	GREENE	SPRINGFIELD	1410 S. KANSAS EXPRESSWAY - VETS	OFFICE	1,503	\$ 11.09	4.00	\$ 16,668	\$ 6,322	\$ -	\$ -	\$ 22,990	
04600620	06/30/21	HOWELL	WEST PLAINS	3415 & 3417 DIVISION DR - VETS	OFFICE	250	\$ 9.40	-	\$ 2,350	\$ 910	\$ -	\$ -	\$ 3,260	
04811565	06/30/22	JACKSON	INDEPENDENCE	3675 NOLAND RD, SUITE 306 - VETS	OFFICE	1,155	\$ 11.00	-	\$ 12,705	\$ 2,823	\$ -	\$ -	\$ 15,528	
04811519	06/30/21	JACKSON	KANSAS CITY	1601 EAST 18TH ST - VETS	OFFICE	725	\$ 19.58	-	\$ 14,196	\$ 4,084	\$ -	\$ -	\$ 18,280	
05001407	06/30/20	JEFFERSON	ARNOLD	3675 WEST OUTER RD - VETS	OFFICE	986	\$ 11.70	1.00	\$ 11,536	\$ 4,518	\$ -	\$ -	\$ 16,054	
05300360	06/30/21	LACLEDE	LEBANON	2639 S JEFFERSON - VETS	OFFICE	312	\$ 9.35	-	\$ 2,917	\$ 1,461	\$ -	\$ -	\$ 4,378	
05302634	06/30/18	LACLEDE	LEBANON	200 N ADAM - SEMA	OFFICE	150	\$ 12.00	-	\$ 1,800	\$ 726	\$ -	\$ 2,526	\$ -	
50705902	06/30/18	LIVINGSTON	CHILLICOTHE	603 WEST MOHAWK RD - VETS	OFFICE	225	\$ 9.80	-	\$ 2,205	\$ 1,260	\$ -	\$ -	\$ 3,465	
06100821	06/30/20	MACON	MACON	1716-1718 N PROSPECT - VETS	OFFICE	337	\$ 9.00	-	\$ 3,033	\$ 1,326	\$ -	\$ -	\$ 4,359	
08000889	06/30/18	PETTIS	SEDALIA	808 WESTWOOD - VETS	OFFICE	500	\$ 12.00	-	\$ 6,000	\$ 1,517	\$ -	\$ -	\$ 7,517	
08502397	06/30/24	PULASKI	ST ROBERT	194 EASTLAWN AVE - VETS	OFFICE	1,188	\$ 9.00	5.00	\$ 10,692	\$ 12,572	\$ -	\$ -	\$ 23,264	
08811535	06/30/18	RANDOLPH	MOBERLY	3029 COUNTY RD 1325 - VETS	OFFICE	582	\$ 9.25	-	\$ 5,384	\$ 2,677	\$ -	\$ -	\$ 8,061	
10001298	06/30/24	SCOTT	SIKESTON	106 ARTHUR DRIVE - VETS	OFFICE	235	\$ 9.47	1.00	\$ 2,225	\$ 471	\$ -	\$ -	\$ 2,696	

LEASED FACILITIES - FY 2021

LEASED FACILITIES														
LEASE ID	END DATE	COUNTY	CITY	ADDRESS	SPACE USE	SQ FT	CPSF	FTE	ANNUAL RENT	ANNUAL SERVICES	GENERAL REVENUE	FED	OTHER	
<b>PUBLIC SAFETY (continued)</b>														
09401266	06/30/19	ST. FRANCOIS	FARMINGTON	901 PROGRESS DR - VETS	OFFICE	615	\$ 9.76	1.00	\$ 6,002	\$ 2,092	\$ -	\$ -	\$ 8,094	
10602714	06/30/18	TANEY	BRANSON	3044 SHEPARD OF THE HILLS - VETS	OFFICE	900	\$ 12.00	1.00	\$ 10,800	\$ 3,906	\$ -	\$ -	\$ 14,706	
10801184	06/30/19	VERNON	NEVADA	621 E. HIGHLAND - VETS	OFFICE	181	\$ 9.67	1.00	\$ 1,751	\$ 635	\$ -	\$ -	\$ 2,386	
<b>Real Estate Services Allocation</b>									\$ 14,310	\$ -	\$ -	\$ 315	\$ 13,995	
<b>NDI-COST TO CONTINUE PAY PLAN</b>									\$ 152	\$ -	\$ -	\$ 3	\$ 149	
<b>NDI-MARKET RATE CTC</b>									\$ 14	\$ -	\$ -	\$ -	\$ 14	
<b>FY21 Public Safety Lease Requirement</b>					-	<b>23,019</b>	<b>\$ 10.74</b>	<b>14.00</b>	<b>\$ 261,632</b>	<b>\$ 88,398</b>	<b>\$ -</b>	<b>\$ -</b>	<b>\$ 7,714</b>	<b>\$ 342,316</b>
<b>GAMING COMMISSION</b>														
02401861	06/30/20	CLAY	KANSAS CITY	1321 BURLINGTON ST	OFFICE	4,556	\$ 12.60	15.00	\$ 57,406	\$ 5,741	\$ -	\$ -	\$ 63,147	
02600253	06/30/21	COLE	JEFFERSON CITY	3417 KNIPP DR	OFFICE	26,256	\$ 9.83	67.00	\$ 258,096	\$ 82,326	\$ -	\$ -	\$ 340,422	
<b>Real Estate Services Allocation</b>									\$ 17,214	\$ -	\$ -	\$ -	\$ 17,214	
<b>NDI-COST TO CONTINUE PAY PLAN</b>									\$ 183	\$ -	\$ -	\$ -	\$ 183	
<b>NDI-MARKET RATE CTC</b>									\$ 17	\$ -	\$ -	\$ -	\$ 17	
<b>FY21 Gaming Commission Lease Requirement</b>					-	<b>30,812</b>	<b>\$ 10.24</b>	<b>82.00</b>	<b>\$ 332,916</b>	<b>\$ 88,067</b>	<b>\$ -</b>	<b>\$ -</b>	<b>\$ -</b>	<b>\$ 420,983</b>
<b>HIGHWAY PATROL</b>														
00101265	06/30/24	ADAIR	KIRKSVILLE	1612 N. OSTEOPATHY	DE OFFICE	725	\$ 9.40	-	\$ 6,818	\$ 1,682	\$ -	\$ -	\$ 8,500	
00301824	06/30/18	ATCHISON	TARKIO	405 S 11TH ST	DE OFFICE	1,300	\$ 1.38	-	\$ 1,800	\$ 180	\$ -	\$ -	\$ 1,980	
00502569	06/30/18	BARRY	CASSVILLE	404-7 HIGHWAY 248	DE OFFICE	1,200	\$ 1.00	-	\$ 1,200	\$ 1,481	\$ -	\$ -	\$ 2,681	
00701305	06/30/18	BATES	BUTLER	2-4 WEST OHIO ST	DE OFFICE	1,783	\$ 9.94	-	\$ 17,723	\$ 8,400	\$ -	\$ -	\$ 26,123	
00701510	06/30/18	BATES	ADRIAN	ADRIAN	LAND	-	\$ -	-	\$ 5,700	\$ 570	\$ -	\$ -	\$ 6,270	
00611656	06/30/21	BARTON	LAMAR	105 11TH STREET	OFFICE	1,000	\$ 2.70	-	\$ 2,700	\$ 3,987	\$ -	\$ -	\$ 6,687	
00701616	06/30/20	BATES	AARON	AARON	LAND	-	\$ -	-	\$ 4,200	\$ 420	\$ -	\$ -	\$ 4,620	
00701621	06/30/18	BATES	APPLETON CITY	APPLETON CITY	LAND	-	\$ -	-	\$ 4,080	\$ 408	\$ -	\$ -	\$ 4,488	
00702004	06/30/18	BATES	BUTLER	HWY 42 WEST, RR4	OFFICE	168	\$ 2.98	-	\$ 501	\$ 50	\$ -	\$ -	\$ 551	
00801869	06/30/19	BENTON	WARSAW	181 W HARRISON	DE OFFICE	540	\$ 4.03	-	\$ 2,176	\$ 218	\$ -	\$ -	\$ 2,394	
88600802	06/30/23	BENTON	WARSAW	1661 HILLTOP	ZONE OFFICE	713	\$ 7.00	-	\$ 4,991	\$ 2,920	\$ -	\$ -	\$ 7,911	
01011538	06/30/21	BOONE	COLUMBIA	403-D VANDRIVER	DE OFFICE	2,500	\$ 15.00	-	\$ 37,500	\$ 12,938	\$ -	\$ -	\$ 50,438	
01001902	06/30/21	BOONE	COLUMBIA	2201 I70 DR NW	ZONE OFC	300	\$ 1.67	-	\$ 501	\$ 365	\$ -	\$ -	\$ 866	
01100335	06/30/18	BUCHANAN	ST. JOSEPH	6TH & JULES	DE PARKING	-	\$ -	-	\$ 2,704	\$ -	\$ -	\$ -	\$ 2,704	
01300842	06/30/24	CALDWELL	HAMILTON	400 W BERRY	DE OFFICE	218	\$ 8.75	-	\$ 1,908	\$ 1,653	\$ -	\$ -	\$ 3,561	
01400870	06/30/20	CALLAWAY	JEFFERSON CITY	MEMORIAL AIRPORT	LAND	-	\$ -	-	\$ 7,556	\$ 756	\$ -	\$ -	\$ 8,312	
01500882	06/30/20	CAMDEN	CAMDENTON	146 RODEO ROAD	OFFICE	721	\$ 10.78	-	\$ 7,775	\$ 2,496	\$ -	\$ -	\$ 10,271	
01502246	06/30/19	CAMDEN	OSAGE BEACH	1000 CITY PARKWAY	OFFICE	960	\$ 6.04	1.00	\$ 5,802	\$ -	\$ 5,802	\$ -	\$ -	
01502263	06/30/20	CAMDEN	OSAGE BEACH	OSAGE BEACH AREA	WP ANTENNA	-	\$ -	-	\$ 3,080	\$ 616	\$ -	\$ 3,696	\$ -	
01600735	06/30/24	CAPE GIRARDEAU	CAPE GIRARDEAU	3014 & 3102 BLATTNER RD	DE OFFICE	1,298	\$ 9.75	-	\$ 12,656	\$ 3,884	\$ -	\$ -	\$ 16,540	
01601796	06/30/22	CAPE GIRARDEAU	CAPE GIRARDEAU	122 S ELLIS	LAB	7,700	\$ 12.00	-	\$ 92,400	\$ 37,468	\$ 68,160	\$ -	\$ 61,708	
01611721	06/30/22	CAPE GIRARDEAU	CAPE GIRARDEAU	3065 WILLIAMS STREET	OFFICE	1,661	\$ 15.00	-	\$ 24,915	\$ 3,737	\$ -	\$ -	\$ 28,652	
01602044	06/30/19	CAPE GIRARDEAU	CAPE GIRARDEAU	HANGER #3, 4181 JOHN GODWIN DR	HANGAR	-	\$ -	-	\$ 6,600	\$ 660	\$ -	\$ -	\$ 7,260	
01802511	06/30/37	CARTER	VAN BUREN	MODOT - HWY 60	ZONE OFC	4,400	\$ 7.77	-	\$ 34,200	\$ 3,420	\$ -	\$ -	\$ 37,620	
01902000	06/30/18	CASS	HARRISONVILLE	MODOT-27821 S STATE ROUTE 7	ZONE OFC	180	\$ 1.67	-	\$ 301	\$ 30	\$ -	\$ -	\$ 331	
01911514	06/30/21	CASS	HARRISONVILLE	1807 E MECHANIC ST	DE OFFICE	2,472	\$ 8.00	-	\$ 19,776	\$ 11,374	\$ -	\$ -	\$ 31,150	
02001619	06/30/18	CEDAR	CEDAR SPRINGS	CEDAR SPRINGS	LAND HP TOWER	-	\$ -	-	\$ 4,200	\$ 420	\$ -	\$ -	\$ 4,620	
02200133	06/30/18	CHRISTIAN	OZARK	4715 N TOWNE CENTER	DE OFFICE	100	\$ 8.92	-	\$ 893	\$ 436	\$ -	\$ -	\$ 1,329	
02211673	06/30/23	CHRISTIAN	NIXA	715 W. MT. VERNON	OFFICE	500	\$ 2.40	-	\$ 1,200	\$ 908	\$ -	\$ -	\$ 2,108	
02202021	06/30/18	CHRISTIAN	OZARK	MODOT-1810 SELMORE BLVD	ZONE OFC	247	\$ 2.02	-	\$ 500	\$ 50	\$ -	\$ -	\$ 550	
02400884	06/30/21	CLAY	LIBERTY	7000 LIBERTY DR	DE OFFICE	282	\$ 9.20	-	\$ 2,594	\$ 1,337	\$ -	\$ -	\$ 3,931	
02401832	06/30/18	CLAY	EXCELSIOR SPRINGS	1500 ROSALEA	DE OFFICE	400	\$ 4.05	-	\$ 1,620	\$ 162	\$ -	\$ -	\$ 1,782	
02402730	06/30/21	CLAY	GLADSTONE	6012 NE ANTIOCH ROAD	OFFICE	3,199	\$ 7.92	-	\$ 25,336	\$ 18,489	\$ -	\$ -	\$ 43,825	
02600019	06/30/21	COLE	JEFFERSON CITY	1617 SOUTHRIDGE DRIVE	DE OFFICE	2,590	\$ 9.50	-	\$ 24,605	\$ 9,722	\$ -	\$ -	\$ 34,327	
02601539	06/30/22	COLE	JEFFERSON CITY	2601 EAGLE RIDGE RD	LAND	-	\$ -	-	\$ 5,544	\$ 554	\$ -	\$ -	\$ 6,098	
02602590	06/30/23	COLE	JEFFERSON CITY	2724 MERCHANTS DRIVE	D/DCC OFFICE	9,000	\$ 8.48	-	\$ 76,320	\$ 22,176	\$ 98,496	\$ -	\$ -	
02701781	06/30/23	COOPER	BOONEVILLE	17010 HWY 87, SUITE B	ZONE OFC	540	\$ 3.89	-	\$ 2,101	\$ 210	\$ -	\$ -	\$ 2,311	
02801912	06/30/18	CRAWFORD	CUBA	MODOT 7149 OLD ROUTE 66	ZONE OFC	168	\$ 2.98	-	\$ 501	\$ 50	\$ -	\$ -	\$ 551	
02802478	06/30/20	CRAWFORD	LEASBURG	FLETCHER RD	WP TOWER	-	\$ -	-	\$ 2,044	\$ 409	\$ 2,453	\$ -	\$ -	
02811556	06/30/19	CRAWFORD	STEELEVILLE	61 EAST HIGHWAY 8	DE OFFICE	400	\$ 2.25	-	\$ 900	\$ 90	\$ -	\$ -	\$ 990	
02901618	06/30/20	DADE	NEOLA	ARCOLA	LAND HP TOWER	-	\$ -	-	\$ 3,600	\$ 360	\$ -	\$ -	\$ 3,960	
02902721	06/30/18	DADE	GREENFIELD	2 N MAIN ST	DE OFFICE	150	\$ 4.62	-	\$ 693	\$ 69	\$ -	\$ -	\$ 762	
03002605	06/30/38	DALLAS	BUFFALO	MODOT-1732 N AST ST	OFFICE	1,205	\$ 1.78	-	\$ 2,145	\$ 215	\$ -	\$ -	\$ 2,360	

LEASED FACILITIES - FY 2021

<b>LEASED FACILITIES</b>													
LEASE ID	END DATE	COUNTY	CITY	ADDRESS	SPACE USE	SQ FT	CPSF	FTE	ANNUAL RENT	ANNUAL SERVICES	GENERAL REVENUE	FED	OTHER
<i>HIGHWAY PATROL (continued)</i>													
03002682	06/30/18	DALLAS	BUFALLO	1100 N MAPLE	DE OFFICE	560	\$ 1.61	-	\$ 902	\$ 90	\$ -	\$ -	\$ 992
03100552	06/30/22	DAVISS	GALLATIN	201 ASH	DE OFFICE	70	\$ 5.90	-	\$ 413	\$ 353	\$ -	\$ -	\$ 766
03202013	06/30/18	DEKALB	CAMERON	MODOT-1501 N HARRIS	ZONE OFC	200	\$ 2.50	-	\$ 500	\$ 50	\$ -	\$ -	\$ 550
03202050	06/30/18	DEKALB	MAYSVILLE	701 E MAIN	DE OFFICE	300	\$ 4.00	-	\$ 1,200	\$ 120	\$ -	\$ -	\$ 1,320
03301913	06/30/18	DENT	SALEM	MODOT - MO 32 & RT F	ZONE OFC	168	\$ 2.98	-	\$ 501	\$ 50	\$ -	\$ -	\$ 551
03402023	06/30/18	DOUGLAS	AVA	MODOT - 504 CO ROAD 506	ZONE OFC	185	\$ 2.70	-	\$ 500	\$ 50	\$ -	\$ -	\$ 550
03500695	06/30/19	DUNKLIN	MALDEN	ARNOLD BLVD BOX 411	CDL	366	\$ 8.20	-	\$ 3,002	\$ 300	\$ -	\$ -	\$ 3,302
03601919	06/30/18	FRANKLIN	ST CLAIR	MODOT - 2215 N COMMERCIAL	ZONE OFC	168	\$ 2.98	-	\$ 501	\$ 50	\$ -	\$ -	\$ 551
03701615	06/30/18	GASCONADE	DRAKE	2467 S HWY 19	LAND HP TOWER	-	\$ -	-	\$ 1,632	\$ 163	\$ -	\$ -	\$ 1,795
03900710	06/30/18	GREENE	SPRINGFIELD	305 W. OLIVE, 405 W OLIVE	DE PARKING	-	\$ -	-	\$ 2,742	\$ -	\$ -	\$ -	\$ 2,742
04001999	06/30/18	GRUNDY	TRENTON	MODOT - 230 E HWY 6	ZONE OFC	200	\$ 2.50	-	\$ 500	\$ 50	\$ -	\$ -	\$ 550
04101998	06/30/18	HARRISON	BETHANY	MODOT - 3101 MILLER	ZONE OFC	200	\$ 2.50	-	\$ 500	\$ 50	\$ -	\$ -	\$ 550
04202007	06/30/18	HENRY	CLINTON	MODOT - 1057 E GAINES	ZONE OFC	168	\$ 2.98	-	\$ 501	\$ 50	\$ -	\$ -	\$ 551
04301044	06/30/18	HICKORY	HERMITAGE	HERMITAGE COMMUNITY BLDG	DE OFFICE	400	\$ 2.60	-	\$ 1,040	\$ 104	\$ -	\$ -	\$ 1,144
04401996	06/30/18	HOLT	MOUND CITY	MODOT - 24876 HWY 118	ZONE OFC	200	\$ 2.50	-	\$ 500	\$ 50	\$ -	\$ -	\$ 550
04601917	06/30/18	HOWELL	WEST PLAINS	MODOT - 1287 COUNTY ROAD 8690	ZONE OFC	168	\$ 2.98	-	\$ 501	\$ 50	\$ -	\$ -	\$ 551
04801048	06/30/24	JACKSON	INDEPENDENCE	16647 EAST 23RD STREET	DE OFFICE	2,400	\$ 15.50	-	\$ 37,200	\$ 4,964	\$ -	\$ -	\$ 42,164
04900401	06/30/18	JASPER	JOPLIN	1110 E. 7th ST, SUITE 6	DE OFFICE	1,717	\$ 10.00	-	\$ 17,170	\$ 7,739	\$ -	\$ -	\$ 24,909
82104902	06/30/18	JASPER	CARTHAGE	407 S GARRISON	DE OFFICE	691	\$ 3.99	-	\$ 1,320	\$ 132	\$ -	\$ -	\$ 1,452
05002562	06/30/18	JEFFERSON	FESTUS	619 COLLINS	ZONE OFC	2,100	\$ 0.57	-	\$ 1,200	\$ 120	\$ -	\$ -	\$ 1,320
05002662	06/30/19	JEFFERSON	FESTUS	107 BORGA BLDG	DE OFFICE	1,770	\$ 10.45	-	\$ 18,500	\$ 8,726	\$ -	\$ -	\$ 27,226
05100004	06/30/20	JOHNSON	WARRENSBURG	505 N. RIDGEVIEW	DE OFFICE	1,163	\$ 9.23	-	\$ 10,734	\$ 4,859	\$ -	\$ -	\$ 15,593
05101509	06/30/18	JOHNSON	CONCORDIA	CONCORDIA	LAND	-	\$ -	-	\$ 5,060	\$ 506	\$ -	\$ -	\$ 5,566
05101605	06/30/18	JOHNSON	HOLDEN	HOLDEN	LAND	-	\$ -	-	\$ 4,080	\$ 408	\$ -	\$ -	\$ 4,488
05302027	06/30/18	LACLEDE	LEBANON	MODOT - 1120 IVY LANE	ZONE OFC	462	\$ 1.08	-	\$ 500	\$ 50	\$ -	\$ -	\$ 550
05311571	06/30/18	LACLEDE	LEBANON	1114 LYNN	OFFICE	1,500	\$ 6.00	-	\$ 9,000	\$ 4,019	\$ -	\$ -	\$ 13,019
05401029	06/30/18	LAFAYETTE	LEXINGTON	533 SOUTH 13 HIGHWAY	DE OFFICE	200	\$ 9.36	-	\$ 1,872	\$ 187	\$ -	\$ -	\$ 2,059
05402705	06/30/25	LAFAYETTE	ODESSA	MODOT - 7353 OUTER RD	ZONE OFC	168	\$ 2.98	-	\$ 501	\$ 50	\$ -	\$ -	\$ 551
05501714	06/30/18	LAWRENCE	FREISTATT	FREISTATT	LAND	-	\$ -	-	\$ 1,800	\$ 180	\$ -	\$ -	\$ 1,980
05502015	06/30/18	LAWRENCE	MT VERNON	MODOT - 1005 SPRING PARK BLVD	ZONE OFC	168	\$ 1.79	-	\$ 301	\$ 30	\$ -	\$ -	\$ 331
05611534	06/30/18	LEWIS	MONTICELLO	107 SOUTH WASHINGTON	ZONE OFC	414	\$ 5.80	-	\$ 2,401	\$ 240	\$ -	\$ -	\$ 2,641
05701995	06/30/18	LINCOLN	TROY	MODOT - 121 FRANCIS DR	ZONE OFC	200	\$ 2.50	-	\$ 500	\$ 50	\$ -	\$ -	\$ 550
05902010	06/20/23	LIVINGSTON	CHILLICOTHE	MODOT - 1305 MITCHELL RD	ZONE OFC	200	\$ 2.50	-	\$ 500	\$ 50	\$ -	\$ -	\$ 550
06100821	06/30/20	MACON	MACON	1716-1718 PROSPECT	DE OFFICE	920	\$ 9.00	-	\$ 8,280	\$ 3,436	\$ -	\$ -	\$ 11,716
06101992	06/30/18	MACON	MACON	MODOT - 26988 US HWY 63	ZONE OFC	200	\$ 2.50	-	\$ 500	\$ 50	\$ -	\$ -	\$ 550
06102670	06/30/39	MACON	MACON	MODOT - 26826 HWY 63	WAREHOUSE	200	\$ 2.50	-	\$ 500	\$ 50	\$ -	\$ -	\$ 550
06402641	06/30/39	MARION	HANNIBAL	MODOT - 1711 HWY 61S	BOAT STORAGE	-	\$ -	-	\$ 1,000	\$ 200	\$ -	\$ 1,200	\$ -
06402671	06/30/39	MARION	HANNIBAL	MODOT - 1711 HWY 61S	WAREHOUSE	200	\$ 2.50	-	\$ 500	\$ 50	\$ -	\$ -	\$ 550
06801487	06/30/22	MONITEAU	HIGH POINT	HIGH POINT	LAND	-	\$ -	-	\$ 3,600	\$ 360	\$ -	\$ -	\$ 3,960
06902224	06/30/20	MONROE	HOLLIDAY	23240 RT A	LAND WP TOWER	-	\$ -	-	\$ 2,000	\$ 400	\$ -	\$ 2,400	\$ -
07000553	06/30/18	MONTGOMERY	MONTGOMERY CITY	723 NORTH STURGEON	DE OFFICE	575	\$ 1.04	-	\$ 600	\$ 60	\$ -	\$ -	\$ 660
07001477	06/30/22	MONTGOMERY	RHINELAND	1007 HIGHWAY K	LAND	-	\$ -	-	\$ 4,260	\$ 426	\$ -	\$ -	\$ 4,686
07101480	06/30/22	MORGAN	MORGAN COUNTY	LAND LEASE	LAND	-	\$ -	-	\$ 3,500	\$ 350	\$ -	\$ -	\$ 3,850
07301623	06/30/21	NEWTON	GRANBY	GRAMBY SITE	LAND	-	\$ -	-	\$ 4,200	\$ 420	\$ -	\$ -	\$ 4,620
07302063	06/30/23	NEWTON	NEOSHO	475 CHOTEAU-CROWDER COLLEGE	ZONE OFC	1,200	\$ 3.15	-	\$ 3,780	\$ 378	\$ -	\$ -	\$ 4,158
07401997	06/30/18	NODAWAY	MARYVILLE	MODOT - 28320 250TH ST	ZONE OFC	200	\$ 2.50	-	\$ 500	\$ 50	\$ -	\$ -	\$ 550
07402243	06/30/20	NODAWAY	MARYVILLE	115 E 4TH ST	DE OFFICE	125	\$ 9.30	-	\$ 1,163	\$ 694	\$ -	\$ -	\$ 1,857
07601479	06/30/18	OSAGE	LINN	ROUTE 1 BOX 233	LAND	-	\$ -	-	\$ 4,800	\$ 480	\$ -	\$ -	\$ 5,280
07702635	06/30/39	OZARK	GAINSVILLE	MODOT-ROUTE 1 BOX 1C	BOAT STORAGE	300	\$ 1.67	-	\$ 501	\$ 100	\$ -	\$ 601	\$ -
08102629	06/30/39	PHHELPS	ST JAMES	MODOT - 17855 HIGHWAY I		1,035	\$ 0.99	-	\$ 1,025	\$ 103	\$ -	\$ -	\$ 1,128
08300375	06/30/23	PLATTE	PLATTE CITY	233 MARSHALL RD	DE OFFICE	324	\$ 11.00	-	\$ 3,564	\$ 1,201	\$ -	\$ -	\$ 4,765
08302025	06/30/18	PLATTE	PLATTE CITY	MODOT - 16105 ELM GROVE RD	ZONE OFC	144	\$ 3.47	-	\$ 500	\$ 50	\$ -	\$ -	\$ 550
08402507	06/30/18	POLK	BOLIVAR	4460 AIRPORT DRIVE	HANGAR	-	\$ -	-	\$ 4,800	\$ 480	\$ -	\$ -	\$ 5,280
08402019	06/30/18	POLK	BOLIVAR	MODOT - 2814 W BROADWAY	ZONE OFC	320	\$ 1.56	-	\$ 500	\$ 50	\$ -	\$ -	\$ 550
08501600	06/30/18	PULASKI	ST. ROBERT	194 EASTLAWN	DE OFFICE	850	\$ 0.60	-	\$ 510	\$ 51	\$ -	\$ -	\$ 561
08501914	06/30/18	PULASKI	ST. ROBERT	375 OLD ROUTE 66	ZONE OFC	168	\$ 2.98	-	\$ 501	\$ 50	\$ -	\$ -	\$ 551
08801993	06/30/18	RANDOLPH	MOBERLY	MODOT - 1503 E HWY 24	ZONE OFC	200	\$ 2.50	-	\$ 500	\$ 50	\$ -	\$ -	\$ 550
08802242	06/30/30	RANDOLPH	RENICK	SECTION 31 TWSHP 53	HP TOWER	-	\$ -	-	\$ 7,301	\$ 730	\$ -	\$ -	\$ 8,031

LEASED FACILITIES - FY 2021

LEASED FACILITIES														
LEASE ID	END DATE	COUNTY	CITY	ADDRESS	SPACE USE	SQ FT	CPSF	FTE	ANNUAL RENT	ANNUAL SERVICES	GENERAL REVENUE	FED	OTHER	
<b>HIGHWAY PATROL (continued)</b>														
09701614	06/30/18	SALINE	MARSHALL	PIPERTOWN	LAND	-	\$ -	-	\$ 5,500	\$ 550	\$ -	\$ -	\$ 6,050	
09900203	06/30/23	SCOTLAND	MEMPHIS	1 CHILD SUPPORT LN-HWY 136 W	DE OFFICE	218	\$ 8.25	-	\$ 1,962	\$ 929	\$ -	\$ -	\$ 2,891	
10001890	06/30/18	SCOTT	SIKESTON	159 WEST MURRAY LANE	CDL OFFICE	510	\$ 12.94	-	\$ 6,600	\$ 660	\$ -	\$ -	\$ 7,260	
10102643	06/30/39	SHANNON	WINONA	MODOT - 106 INDUSTRIAL DRIVE	BOAT STORAGE	750	\$ 1.20	-	\$ 900	\$ 90	\$ -	\$ -	\$ 990	
10200689	06/30/18	SHELBY	SHELBY	116 EAST WALNUT	DE OFFICE	500	\$ 1.20	-	\$ 600	\$ 60	\$ -	\$ -	\$ 660	
09200296	06/30/20	ST. CHARLES	ST CHARLES	2495 RAYMOND DR	DE OFFICE	3,000	\$ 11.30	1.00	\$ 33,900	\$ 12,053	\$ -	\$ -	\$ 45,953	
09202510	06/30/37	ST. CHARLES	ST PETERS	MODOT - 580 N SERVICE RD	OFFICE	4,400	\$ 7.77	-	\$ 34,200	\$ 11,411	\$ -	\$ -	\$ 45,611	
09201860	06/30/28	ST. CHARLES	WELDON SPRINGS	2360 HIGHWAY D	LAND	-	\$ -	-	\$ 78,103	\$ -	\$ -	\$ -	\$ 78,103	
09302513	06/30/37	ST. CLAIR	COLLINS	MODOT - 1501 S HWY 13	ZONE OFC	896	\$ 8.48	-	\$ 7,600	\$ 4,807	\$ -	\$ -	\$ 12,407	
09511601	06/30/22	STE GENEVIEVE	STE GENEVIEVE	295 BROOKS STREET	DE OFFICE	320	\$ 1.32	-	\$ 422	\$ 42	\$ -	\$ -	\$ 464	
09611650	06/30/22	ST. LOUIS	MAPLEWOOD	TBD	DE OFFICE	3,128	\$ 18.00	-	\$ 56,304	\$ 14,006	\$ -	\$ -	\$ 70,310	
09601491	06/30/20	ST. LOUIS	HAZELWOOD	7232 N LINDBERGH	OFFICE	3,096	\$ 12.89	-	\$ 39,907	\$ 14,913	\$ -	\$ -	\$ 54,820	
09601820	06/30/23	ST. LOUIS	BALLWIN	703 BIG BEND BLVD	DE OFFICE	2,820	\$ 13.85	-	\$ 39,057	\$ 13,825	\$ -	\$ -	\$ 52,882	
09611722	06/30/24	ST. LOUIS	VALLEY PARK	232 VANCE ROAD	ZONE OFC	819	\$ 13.06	-	\$ 10,697	\$ 3,951	\$ -	\$ -	\$ 14,648	
11501821	06/30/18	ST. LOUIS CITY	ST LOUIS	604 PINE ST, WAINWRIGHT BLDG.	PARKING	-	\$ -	-	\$ 813	\$ -	\$ -	\$ -	\$ 813	
11502475	06/30/22	ST. LOUIS CITY	ST LOUIS	3101 CHOTEAU AVE	DE PARKING	-	\$ -	-	\$ 1,320	\$ -	\$ -	\$ -	\$ 1,320	
10401657	06/30/18	STONE	KIMBERLING CITY	49 LAKE RD	ZONE OFC	500	\$ 8.65	-	\$ 4,325	\$ 433	\$ 4,758	\$ -	\$ -	
10411696	06/30/24	STONE	KIMBERLING CITY	201 MARINA WAY	BOAT STORAGE	500	\$ 9.60	-	\$ 4,800	\$ 480	\$ -	\$ -	\$ 5,280	
10511709	06/30/24	SULLIVAN	MILAN	205 N. MARKET	DE OFFICE	200	\$ 4.20	-	\$ 840	\$ -	\$ -	\$ -	\$ 840	
10602012	06/30/18	TANEY	BRANSON	MODOT - 275 NW OUTER RD, #B	ZONE OFC	450	\$ 1.11	-	\$ 500	\$ 50	\$ -	\$ -	\$ 550	
10602723	06/30/18	TANEY	BRANSON	3044 SHEPHERD OF THE HILLS	DE OFFICE	900	\$ 12.00	-	\$ 10,800	\$ 6,542	\$ -	\$ -	\$ 17,342	
10701916	06/30/18	TEXAS	HOUSTON	MODOT - 1540 N HWY 63	ZONE OFC	168	\$ 2.98	-	\$ 501	\$ 50	\$ -	\$ -	\$ 551	
10801184	06/30/19	VERNON	NEVADA	621 EAST HIGHLAND	OFFICE	1,132	\$ 9.67	-	\$ 10,946	\$ 3,971	\$ -	\$ -	\$ 14,917	
10802265	06/30/18	VERNON	SHELDON	29003 S 1850 ROAD	ZONE OFC	960	\$ 5.00	-	\$ 4,800	\$ 3,222	\$ -	\$ -	\$ 8,022	
10900092	06/30/23	WARREN	WARRENTON	3409 N HIGHWAY 47	CRASH OFFICE	1,000	\$ 9.90	-	\$ 9,900	\$ 4,482	\$ -	\$ -	\$ 14,382	
10901481	06/30/22	WARREN	WARRENTON	29295 S. DEERFIELD	LAND	-	\$ -	-	\$ 5,355	\$ 536	\$ -	\$ -	\$ 5,891	
11202020	06/30/18	WEBSTER	MARSHFIELD	MODOT - 289 PINOAK LOOP	ZONE OFC	228	\$ 2.19	-	\$ 500	\$ 50	\$ -	\$ -	\$ 550	
11202460	06/30/23	WEBSTER	ROGERSVILLE	100 W CLINTON ST	CRASH OFFICE	861	\$ 6.37	-	\$ 5,908	\$ 3,887	\$ -	\$ -	\$ 9,795	
11211611	06/30/22	WEBSTER	MARSHFIELD	210 W MAPLE	OFFICE	1,520	\$ 3.16	-	\$ 4,803	\$ 480	\$ -	\$ -	\$ 5,283	
11402022	06/30/18	WRIGHT	MOUNTAIN GROVE	MODOT - 8675 OLD ROUTE 60	ZONE OFC	168	\$ 1.79	-	\$ 301	\$ 30	\$ -	\$ -	\$ 331	
11402360	06/30/18	WRIGHT	MACOMB	SECTION 30 TWSHP NORTH	LAND	-	\$ -	-	\$ 5,520	\$ 552	\$ -	\$ -	\$ 6,072	
<b>Real Estate Services Allocation</b>									\$ 57,236	\$ -	\$ 7,663	\$ 336	\$ 49,237	
<b>NDI-COST TO CONTINUE PAY PLAN</b>									\$ 610	\$ -	\$ 82	\$ 4	\$ 524	
<b>NDI-MARKET RATE CTC</b>									\$ 57	\$ -	\$ 8	\$ -	\$ 49	
<b>FY21 Highway Patrol Lease Requirement</b>						<b>-</b>	<b>101,532</b>	<b>\$ 10.25</b>	<b>2.00</b>	<b>\$ 1,098,284</b>	<b>\$ 301,591</b>	<b>\$ 187,422</b>	<b>\$ 8,237</b>	<b>\$ 1,204,216</b>
<b>NATIONAL GUARD</b>														
01501691	06/30/18	CAMDEN	CAMDENTON	98 N. HWY 5	RECRUITING	1,800	\$ 5.33	0.00	\$ 10,553	\$ -	\$ -	\$ -	\$ 10,553	
02202358	12/31/38	CHRISTIAN	OZARK	5499 N 17TH ST	RECRUITING	1,200	\$ 11.00	0.00	\$ 14,520	\$ -	\$ -	\$ -	\$ 14,520	
02401655	06/30/20	CLAY	KANSAS CITY	7829 N. OAK TRAFFICWAY	RECRUITING	1,400	\$ 17.10	0.00	\$ 26,334	\$ -	\$ -	\$ -	\$ 26,334	
02611672	07/31/19	COLE	JEFFERSON CITY	6808 LIBERTY ROAD	OFF/STORAGE	4,000	\$ 5.55	0.00	\$ 24,420	\$ -	\$ -	\$ -	\$ 24,420	
03900982	09/30/22	GREENE	SPRINGFIELD	5141 W CARGO	INDUSTRIAL	14,382	\$ 11.97	0.00	\$ 172,153	\$ -	\$ -	\$ -	\$ 172,153	
04802712	06/30/20	JACKSON	INDEPENDENCE	3801 S NOLAND RD	RECRUITING	1,200	\$ 22.68	0.00	\$ 29,938	\$ -	\$ -	\$ -	\$ 29,938	
83704801	06/30/18	JACKSON	RAYTOWN	RR 17	LAND	-	\$ -	0.00	\$ 132	\$ -	\$ -	\$ -	\$ 132	
05101692	06/30/20	JOHNSON	WARRENSBURG	708 S. MCGUIRE	RECRUITING	2,520	\$ 10.68	0.00	\$ 29,605	\$ -	\$ -	\$ -	\$ 29,605	
08511632	06/30/22	PULASKI	WAYNESVILLE	320 ICHORD	RECRUITING	1,400	\$ 16.71	0.00	\$ 25,733	\$ -	\$ -	\$ -	\$ 25,733	
09611644	06/30/53	ST. LOUIS	ST. LOUIS	LEWIS & CLARK BLVD	RECRUITING	-	\$ -	0.00	\$ 9,429	\$ -	\$ 9,429	\$ -	\$ -	
09600770	00045473	ST. LOUIS	FENTON	TBD	RECRUITING	4,400	\$ 18.00	0.00	\$ 82,601	\$ -	\$ -	\$ -	\$ 82,601	
09601674	06/30/21	ST. LOUIS	FLORISSANT	2424 N. LINDBERGH	RECRUITING	1,450	\$ 14.18	0.00	\$ 22,617	\$ -	\$ -	\$ -	\$ 22,617	
09602563	10/31/30	ST. LOUIS	BRIDGETON	11955 NATURAL BRIDGE RD	RECRUITING	36,998	\$ 0.60	0.00	\$ 24,419	\$ -	\$ 24,419	\$ -	\$ -	
11502716	06/30/21	ST. LOUIS CITY	ST. LOUIS	4525 S KINGHIGHWAY	RECRUITING	863	\$ 17.73	0.00	\$ 16,831	\$ -	\$ -	\$ -	\$ 16,831	
00000000	06/30/21	ST. LOUIS	ST. LOUIS	TBD	RECRUITING	3,000	\$ 18.00	0.00	\$ 59,400	\$ -	\$ -	\$ -	\$ 59,400	
<b>FY21 National Guard Lease Requirement</b>						<b>74,613</b>	<b>\$ 23.65</b>	<b>-</b>	<b>1,764,354</b>	<b>\$ -</b>	<b>\$ 33,848</b>	<b>\$ 1,730,506</b>	<b>-</b>	

LEASED FACILITIES - FY 2021

LEASED FACILITIES														
LEASE ID	END DATE	COUNTY	CITY	ADDRESS	SPACE USE	SQ FT	CPSF	FTE	ANNUAL RENT	ANNUAL SERVICES	GENERAL REVENUE	FED	OTHER	
<b>REVENUE</b>														
00000000	06/30/24	ADAIR	KIRKSVILLE	TBD	OFFICE	1,200	\$ 10.00	1.00	\$ 12,000	\$ 3,600	\$ 15,600	\$ -	\$ -	
01100335	06/30/18	BUCHANAN	ST JOSEPH	6TH & JULES	PARKING	-	\$ -	-	\$ 397	\$ -	\$ 397	\$ -	\$ -	
01201167	06/30/20	BUTLER	POPLAR BLUFF	2153/2155 NORTH WESTWOOD	OFFICE	89	\$ 9.25	1.00	\$ 824	\$ 335	\$ 1,159	\$ -	\$ -	
01600735	06/30/24	CAPE GIRARDEAU	CAPE GIRARDEAU	3014 & 3102 BLATTNER RD	OFFICE	1,919	\$ 9.50	7.00	\$ 18,710	\$ 6,045	\$ 24,755	\$ -	\$ -	
03900710	06/30/18	GREENE	SPRINGFIELD	305 & 405 W. OLIVE	PARKING	-	\$ -	-	\$ 6,337	\$ -	\$ 6,337	\$ -	\$ -	
04811698	06/30/20	JACKSON	KANSAS CITY	1119 CHERRY STREET	PARKING	-	\$ -	-	\$ 28,800	\$ -	\$ 28,800	\$ -	\$ -	
04901047	06/30/18	JASPER	JOPLIN	1110 7TH ST	OFFICE	3,876	\$ 10.25	9.00	\$ 39,729	\$ 18,265	\$ 57,994	\$ -	\$ -	
09602069	06/30/18	ST. LOUIS	CLAYTON	8000 MARYLAND AVE	PARKING	-	\$ -	-	\$ 1,102	\$ 110	\$ 1,212	\$ -	\$ -	
09611655	06/30/24	ST. LOUIS	OVERLAND	9441 DIELMAN ROCK ISLAND IND DR	OFFICE	8,661	\$ 14.46	45.00	\$ 125,238	\$ 25,918	\$ 151,156	\$ -	\$ -	
11501821	06/30/19	ST. LOUIS	ST. LOUIS	604 PINE ST	PARKING	-	\$ -	-	\$ 4,715	\$ 472	\$ 5,187	\$ -	\$ -	
00000223	06/30/23	OTHER STATES	JERICHO N.Y.	366 BROADWAY, SUITE 309	PARKING	1,895	\$ 29.00	9.00	\$ 54,955	\$ 12,490	\$ 67,445	\$ -	\$ -	
99901530	06/30/23	OTHER STATES	CARROLLTON, TX	2765 TRINITY MILLS RD, SUITE 407	OFFICE	2,070	\$ 14.85	6.00	\$ 30,740	\$ 7,424	\$ 38,164	\$ -	\$ -	
99902249	06/30/22	OTHER STATES	DES PLAINES, IL	2720 SOUTH RIVER RD, SUITE 254	OFFICE	2,351	\$ 15.03	9.00	\$ 35,336	\$ 2,469	\$ 37,805	\$ -	\$ -	
<b>Real Estate Services Allocation</b>										\$ 19,716	\$ -	\$ -	\$ -	
<b>NDI-COST TO CONTINUE PAY PLAN</b>										\$ 210	\$ -	\$ 210	\$ -	\$ -
<b>NDI-MARKET RATE CTC</b>										\$ 20	\$ -	\$ 20	\$ -	\$ -
<b>FY21 Revenue Lease Requirement</b>						-	20,861	\$ 17.20	87.00	\$ 378,829	\$ 77,128	\$ 455,957	\$ -	\$ -
<b>LOTTERY COMMISSION</b>														
03900825	06/30/19	GREENE	SPRINGFIELD	1506 EAST RAYNELL	OFFICE	6,595	\$ 10.00	11.50	\$ 65,950	\$ 25,638	\$ -	\$ -	\$ 91,588	
86404802	06/30/20	JACKSON	INDEPENDENCE	3630 ARROWHEAD AVENUE	OFFICE	9,635	\$ 11.02	18.00	\$ 106,200	\$ 33,282	\$ -	\$ -	\$ 139,482	
00000000	01/00/00	ST. LOUIS	ST. LOUIS	NDI FY21	OFC/WARE	3,915	\$ 26.00	-	\$ 101,790	\$ 14,436	\$ -	\$ -	\$ 116,226	
09600818	06/30/19	ST. LOUIS	ST. LOUIS	1831 CRAIG PARK COURT	OFFICE	10,085	\$ 11.40	33.00	\$ 114,969	\$ 36,805	\$ -	\$ -	\$ 151,774	
<b>Real Estate Services Allocation</b>										\$ 16,328	\$ -	\$ -	\$ 16,328	
<b>NDI-COST TO CONTINUE PAY PLAN</b>										\$ 174	\$ -	\$ -	\$ 174	
<b>NDI-MARKET RATE CTC</b>										\$ 16	\$ -	\$ -	\$ 16	
<b>FY21 Lottery Commission Lease Requirement</b>						-	30,230	\$ 12.87	62.50	\$ 405,427	\$ 110,161	\$ -	\$ -	\$ 515,588
<b>SECRETARY OF STATE</b>														
02602239	06/30/24	COLE	JEFFERSON CITY	4720 SCRUGGS STATION	STORAGE	95,638	\$ 4.05	-	\$ 387,334	\$ 80,693	\$ 468,027	\$ -	\$ -	
00000000	01/00/00	COLE	JEFFERSON CITY	NDI FY-21	STORAGE	17,710	\$ 10.60	-	\$ 187,726	\$ 33,649	\$ 221,375	\$ -	\$ -	
03900710	06/30/18	GREENE	SPRINGFIELD	305 W OLIVE, 405 W OLIVE	PARKING	-	\$ -	-	\$ 1,053	\$ -	\$ 1,053	\$ -	\$ -	
03902084	06/30/18	GREENE	SPRINGFIELD	1904 N. LECOMPT	STORAGE	800	\$ 15.98	-	\$ 12,784	\$ 3,000	\$ 15,784	\$ -	\$ -	
11501528	06/30/18	ST. LOUIS CITY	ST. LOUIS	421 SOUTH 11TH ST	PARKING	-	\$ -	-	\$ 2,015	\$ -	\$ -	\$ -	\$ 2,015	
11501801	12/31/32	ST. LOUIS CITY	ST. LOUIS	OLD POST OFFICE - 815 OLIVE ST	OFFICE	2,969	\$ 20.20	-	\$ 59,959	\$ 26,561	\$ 86,520	\$ -	\$ -	
11501808	06/30/18	ST. LOUIS CITY	ST. LOUIS	911 OLIVE STREET	PARKING	-	\$ 1.00	-	\$ 8,244	\$ 824	\$ 9,068	\$ -	\$ -	
<b>Real Estate Services Allocation</b>										\$ 25,153	\$ -	\$ 25,068	\$ 85	
<b>NDI-COST TO CONTINUE PAY PLAN</b>										\$ 268	\$ -	\$ 267	\$ 1	
<b>NDI-MARKET RATE CTC</b>										\$ 25	\$ -	\$ 25	\$ -	
<b>FY21 Secretary of State Lease Requirement</b>						-	117,117	\$ 5.63	-	\$ 684,561	\$ 144,727	\$ 827,187	\$ -	\$ 2,101
<b>SOCIAL SERVICES</b>														
00101265	06/30/24	ADAIR	KIRKSVILLE	1612 NORTH OSTEOPATHY	OFFICE	8,676	\$ 9.40	38.00	\$ 81,554	\$ 19,749	\$ 64,834	\$ 36,469	\$ -	
00202363	06/30/18	ANDREW	SAVANNAH	106 N 5TH ST	OFFICE	1,200	\$ 8.50	1.00	\$ 10,200	\$ 3,860	\$ 8,998	\$ 5,062	\$ -	
00300125	06/30/21	ATCHISON	ROCK PORT	101 GRANT	OFFICE	2,617	\$ 6.10	1.00	\$ 15,964	\$ 6,894	\$ 14,629	\$ 8,229	\$ -	
00402424	06/30/22	AUDRAIN	MEXICO	4690 SOUTH CLARK ST	OFFICE	4,872	\$ 10.00	20.00	\$ 48,720	\$ 16,811	\$ 41,940	\$ 23,591	\$ -	
00500450	06/30/20	BARRY	CASSVILLE	208 EAST 8TH STREET	OFFICE	8,239	\$ 7.82	28.00	\$ 64,429	\$ 31,172	\$ 61,185	\$ 34,416	\$ -	
00601104	06/30/23	BARTON	LAMAR	501 & 503 13TH ST	OFFICE	4,459	\$ 10.28	12.00	\$ 45,839	\$ 14,697	\$ 38,743	\$ 21,793	\$ -	
00701305	06/30/18	BATES	BUTLER	2-4 WEST OHIO ST	OFFICE	5,534	\$ 9.94	14.00	\$ 55,008	\$ 25,642	\$ 51,616	\$ 29,034	\$ -	
88600802	06/30/23	BENTON	WARSAW	1661 HILLTOP DR	OFFICE	2,563	\$ 7.00	3.00	\$ 17,941	\$ 9,319	\$ 17,446	\$ 9,814	\$ -	
00900384	06/30/20	BOLLINGER	MARBLE HILL	602 HIGHWAY 34 WEST	OFFICE	3,226	\$ 8.12	10.00	\$ 26,195	\$ 13,770	\$ 25,578	\$ 14,387	\$ -	
01011537	06/30/23	BOONE	COLUMBIA	212 PORTLAND	OFFICE-DSS CHILDREN	15,439	\$ 14.79	38.00	\$ 228,348	\$ 56,135	\$ 182,069	\$ 102,414	\$ -	
01011552	06/30/21	BOONE	COLUMBIA	601 BUSINESS LOOP 70 WEST	OFFICE	11,460	\$ 13.75	50.00	\$ 157,575	\$ 43,408	\$ 128,629	\$ 72,354	\$ -	
97201003	06/30/20	BOONE	COLUMBIA	1240 & 1250 EAST BROWN SCHOOL RD	OFFICE/RESIDENTIAL	15,300	\$ 13.50	42.00	\$ 206,550	\$ 55,083	\$ 167,445	\$ 94,188	\$ -	
01100335	06/30/18	BUCHANAN	ST. JOSEPH	6TH & JULES	PARKING	-	\$ -	-	\$ 37,236	\$ 2,234	\$ 25,261	\$ 14,209	\$ -	
01200374	06/30/20	BUTLER	POPLAR BLUFF	1903 NORTHWOOD DR	OFFICE	17,686	\$ 10.34	88.00	\$ 182,874	\$ 49,249	\$ 148,559	\$ 83,564	\$ -	
01300842	06/30/18	CALDWELL	HAMILTON	400 W BERRY	OFFICE	2,922	\$ 8.75	3.00	\$ 25,568	\$ 11,992	\$ 24,038	\$ 13,522	\$ -	
01401278	06/30/23	CALLAWAY	FULTON	WILLIAM WOODS-200 W 12TH	RESIDENTIAL	4,200	\$ 10.81	12.00	\$ 45,402	\$ 2,270	\$ 30,510	\$ 17,162	\$ -	
88601402	06/30/22	CALLAWAY	FULTON	108 NORTH HOSPITAL DRIVE	OFFICE	6,917	\$ 9.29	21.00	\$ 64,259	\$ 25,661	\$ 57,549	\$ 32,371	\$ -	
01500882	06/30/20	CAMDEN	CAMDENTON	146 RODEO	OFFICE	7,164	\$ 10.78	36.00	\$ 77,246	\$ 22,014	\$ 63,526	\$ 35,734	\$ -	
01600735	06/30/24	CAPE GIRARDEAU	CAPE GIRARDEAU	3014 & 3102 BLATTNER RD	OFFICE	1,028	\$ 9.75	2.00	\$ 10,023	\$ 3,177	\$ 8,448	\$ 4,752	\$ -	

LEASED FACILITIES - FY 2021

LEASED FACILITIES													
LEASE ID	END DATE	COUNTY	CITY	ADDRESS	SPACE USE	SQ FT	CPSF	FTE	ANNUAL RENT	ANNUAL SERVICES	GENERAL REVENUE	FED	OTHER
<b>SOCIAL SERVICES (continued)</b>													
01601059	06/30/19	CAPE GIRARDEAU	CAPE GIRARDEAU	3445 ARMSTRONG DRIVE	DAY TREATMENT	8,858	\$ 14.44	13.00	\$ 127,910	\$ 40,618	\$ 107,858	\$ 60,670	\$ -
01602571	06/30/19	CAPE GIRARDEAU	CAPE GIRARDEAU	471 SIEMERS DR	OFFICE	23,901	\$ 9.90	142.00	\$ 236,620	\$ 114,749	\$ 224,876	\$ 126,493	\$ -
97201605	12/31/18	CAPE GIRARDEAU	CAPE GIRARDEAU	ONE UNIVERSITY PLAZA-609 N MIDDLE	RESIDENTIAL	18,280	\$ 11.25	29.00	\$ 205,650	\$ 71,893	\$ 177,628	\$ 99,915	\$ -
01701301	06/30/18	CARROLL	CARROLLTON	1303 N. HWY 65	OFFICE	3,076	\$ 9.35	4.00	\$ 28,761	\$ 19,222	\$ 30,709	\$ 17,274	\$ -
01801075	06/30/18	CARTER	VAN BUREN	AIRPORT RD & HWY 60 HCR 2 BOX 2270	OFFICE	3,266	\$ 8.74	6.00	\$ 28,553	\$ 8,457	\$ 23,686	\$ 13,324	\$ -
01900892	06/30/18	CASS	HARRISONVILLE	2500 E MECHANIC	OFFICE	9,600	\$ 10.08	25.00	\$ 96,768	\$ 31,452	\$ 82,061	\$ 46,159	\$ -
01902638	06/30/20	CASS	RAYMORE	223 MUNICIPAL CIRCLE	OFFICE	6,352	\$ 15.00	26.00	\$ 95,280	\$ 29,953	\$ 80,149	\$ 45,084	\$ -
02000534	06/30/18	CEDAR	STOCKTON	112 RB ROAD	OFFICE	4,413	\$ 9.23	10.00	\$ 40,732	\$ 19,847	\$ 38,771	\$ 21,808	\$ -
02100132	06/30/22	CHARITON	KEYTESVILLE	121 EAST JACKSON	OFFICE	1,999	\$ 9.98	2.00	\$ 19,950	\$ 9,451	\$ 18,817	\$ 10,584	\$ -
02200133	06/30/18	CHRISTIAN	OZARK	4715 N TOWNE CENTER DR	OFFICE	8,101	\$ 8.92	54.00	\$ 72,261	\$ 34,039	\$ 68,032	\$ 38,268	\$ -
02300252	06/30/22	CLARK	KAHOKA	320 WEST MAIN STREET	OFFICE	3,220	\$ 9.75	6.00	\$ 31,395	\$ 10,580	\$ 26,864	\$ 15,111	\$ -
02400698	06/30/24	CLAY	GLADSTONE	731 NE 76TH STREET	DAY TREATMENT	6,819	\$ 15.50	13.00	\$ 105,695	\$ 24,248	\$ 83,164	\$ 46,779	\$ -
02400884	06/30/21	CLAY	LIBERTY	7000 LIBERTY DR	OFFICE	17,840	\$ 9.20	82.00	\$ 164,145	\$ 75,093	\$ 153,112	\$ 86,126	\$ -
02500390	12/31/18	CLINTON	PLATTSBURG	108 BUSH	OFFICE	1,780	\$ 9.60	2.00	\$ 17,088	\$ 10,118	\$ 17,412	\$ 9,794	\$ -
02600482	06/30/20	COLE	JEFFERSON CITY	3418 KNIPP DRIVE	OFFICE	39,539	\$ 9.11	186.00	\$ 360,201	\$ 104,347	\$ 297,311	\$ 167,237	\$ -
02600660	08/31/18	COLE	JEFFERSON CITY	1730-1738 E. ELM	OFFICE	14,413	\$ 9.37	31.00	\$ 135,050	\$ 32,660	\$ 107,334	\$ 60,376	\$ -
02600662	06/30/18	COLE	JEFFERSON CITY	PARKING LOTS	PARKING	-	\$ -	-	\$ 4,141	\$ 248	\$ 2,809	\$ 1,580	\$ -
00000000	06/30/24	COLE	JEFFERSON CITY	TBD	OFFICE	19,574	\$ 8.40	27.00	\$ 164,422	\$ 58,346	\$ 142,572	\$ 80,196	\$ -
02602568	06/30/20	COLE	JEFFERSON CITY	312 WILSON DRIVE	OFFICE/WAREHOUSE	14,515	\$ 2	-	\$ 29,030	\$ 31,352	\$ 38,644	\$ 21,738	\$ -
02602582	09/30/33	COLE	JEFFERSON CITY	JEFF CITY POST OFFICE	OFFICE	8,656	\$ 6.00	25.00	\$ 51,936	\$ 25,956	\$ 49,851	\$ 28,041	\$ -
02611665	06/30/20	COLE	JEFFERSON CITY	1412 CREEK TRAILS DRIVE	WAREHOUSE	33,500	\$ 4	4	\$ 132,325	\$ 46,414	\$ 114,393	\$ 64,346	\$ -
31302655	06/30/21	COLE	JEFFERSON CITY	1621 E ELM STREET	OFFICE	17,964	\$ 7.95	8.00	\$ 142,814	\$ 64,343	\$ 132,580	\$ 74,577	\$ -
88602601	06/30/20	COLE	JEFFERSON CITY	216-222 REAR MCCARTY	PARKING	-	\$ -	-	\$ 21,996	\$ 1,100	\$ 14,781	\$ 8,315	\$ -
02602239	06/30/24	COLE	JEFFERSON CITY	4720 SCRUGGS STATION RD	STORAGE	406	\$ 4.05	-	\$ 1,644	\$ 397	\$ 1,306	\$ 735	\$ -
02602364	06/30/24	COLE	JEFFERSON CITY	4720 SCRUGGS STATION RD	STORAGE	13,886	\$ 2.53	7.00	\$ 35,132	\$ 8,401	\$ 27,861	\$ 15,672	\$ -
88702602	06/30/18	COLE	JEFFERSON CITY	319 BROADWAY STREET	PARKING	-	\$ -	-	\$ 9,331	\$ 746	\$ 6,449	\$ 3,628	\$ -
02602717	06/30/20	COLE	JEFFERSON CITY	2023 ST MARY'S BLVD	OFFICE	8,284	\$ 11.50	46.00	\$ 95,266	\$ 22,567	\$ 75,413	\$ 42,420	\$ -
02711559	06/30/23	COOPER	BOONVILLE	512 JACKSON RD	OFFICE	1,950	\$ 10.50	4.00	\$ 20,475	\$ 10,243	\$ 19,660	\$ 11,058	\$ -
02800881	06/30/24	CRAWFORD	STEELVILLE	272 CUSHING RD	OFFICE	5,196	\$ 7.35	15.00	\$ 38,192	\$ 14,029	\$ 33,421	\$ 18,800	\$ -
02902721	06/30/18	DADE	GREENFIELD	2 NORTH MAIN ST	OFFICE	1,000	\$ 4.62	1.00	\$ 4,620	\$ 2,414	\$ 4,502	\$ 2,532	\$ -
03000392	06/30/23	DALLAS	BUFFALO	719 N ASH ST	OFFICE	3,469	\$ 10.10	11.00	\$ 35,037	\$ 21,367	\$ 36,099	\$ 20,305	\$ -
03100552	06/30/22	DAVIESS	GALLATIN	201 ASH ST	OFFICE	3,059	\$ 5.90	3.00	\$ 18,048	\$ 14,262	\$ 20,678	\$ 11,632	\$ -
03201609	06/30/20	DEKALB	CAMERON	207 E MCELWAIN DR	OFFICE	4,491	\$ 9.20	18.00	\$ 41,317	\$ 12,196	\$ 34,248	\$ 19,265	\$ -
03301073	06/30/19	DENT	SALEM	800 W SCENIC RIVERS BLVD	OFFICE	5,415	\$ 9.25	36.00	\$ 50,102	\$ 24,588	\$ 47,802	\$ 26,888	\$ -
03400880	06/30/20	DOUGLAS	AVA	603 SPRINGFILED ROAD	OFFICE	5,142	\$ 8.37	12.00	\$ 43,039	\$ 22,040	\$ 41,651	\$ 23,428	\$ -
03500618	06/30/19	DUNKLIN	KENNETT	1100 HIGHWAY 25 SOUTH BY-PASS	OFFICE	17,199	\$ 7.95	52.00	\$ 136,732	\$ 54,468	\$ 122,368	\$ 68,832	\$ -
03600261	06/30/19	FRANKLIN	UNION	#1 LIBERTY PLAZA	OFFICE	15,653	\$ 7.33	100.00	\$ 114,737	\$ 52,425	\$ 106,984	\$ 60,178	\$ -
03601418	06/30/20	FRANKLIN	WASHINGTON	1108 WASHINGTON SQUARE	OFFICE	2,200	\$ 10.00	10.00	\$ 22,000	\$ 8,283	\$ 19,381	\$ 10,902	\$ -
03700878	06/30/22	GASCONADE	OWENSVILLE	1008 HIGHWAY 28 WEST	OFFICE	2,769	\$ 6.00	10.00	\$ 16,614	\$ 12,435	\$ 18,591	\$ 10,458	\$ -
03900303	12/31/20	GREENE	SPRINGFIELD	1410 S KANSAS EXPRESSWAY	OFFICE	17,288	\$ 11.09	51.00	\$ 191,724	\$ 79,864	\$ 173,816	\$ 97,772	\$ -
03900528	06/30/20	GREENE	SPRINGFIELD	918 JEFFERSON	RESIDENTIAL	3,711	\$ 8.67	14.00	\$ 32,175	\$ 14,459	\$ 29,846	\$ 16,788	\$ -
03900710	06/30/18	GREENE	SPRINGFIELD	305 W OLIVE, 405 W OLIVE	PARKING	-	\$ -	-	\$ 105,409	\$ 10,541	\$ 74,208	\$ 41,742	\$ -
03900909	06/30/20	GREENE	SPRINGFIELD	1735 WEST CATALPA ST	OFFICE	6,852	\$ 8.32	28.00	\$ 57,021	\$ 27,115	\$ 53,847	\$ 30,289	\$ -
03901058	06/30/22	GREENE	SPRINGFIELD	1631 W BENNETT	DAY TREATMENT	6,550	\$ 10.09	14.00	\$ 66,090	\$ 25,094	\$ 58,358	\$ 32,826	\$ -
03901100	06/30/18	GREENE	SPRINGFIELD	3990 WEST SUNSHINE	RESIDENTIAL	4,794	\$ 9.88	15.00	\$ 47,365	\$ 22,313	\$ 44,594	\$ 25,084	\$ -
03901141	06/30/20	GREENE	SPRINGFIELD	914 JEFFERSON	RESIDENTIAL	1,600	\$ 5.90	-	\$ 9,440	\$ 5,404	\$ 9,500	\$ 5,344	\$ -
03902688	06/30/18	GREENE	SPRINGFIELD	2900 E. SUNSHINE	OFFICE	3,640	\$ 11.00	1.00	\$ 40,040	\$ 11,742	\$ 33,140	\$ 18,642	\$ -
97203905	06/30/18	GREENE	SPRINGFIELD	3992 W. SUNSHINE	RESIDENTIAL	3,976	\$ 11.73	16.00	\$ 46,638	\$ 21,206	\$ 43,420	\$ 24,424	\$ -
04001169	06/30/22	GRUNDY	TRENTON	2926 OKLAHOMA	OFFICE	5,829	\$ 8.60	24.00	\$ 50,129	\$ 25,186	\$ 48,202	\$ 27,113	\$ -
04100383	06/30/22	HARRISON	BETHANY	2403 VANDIVERT	OFFICE	2,649	\$ 8.62	10.00	\$ 22,834	\$ 12,423	\$ 22,564	\$ 12,693	\$ -
04200799	06/30/20	HENRY	CLINTON	1661 NORTH 2ND STREET	OFFICE	7,054	\$ 9.00	21.00	\$ 63,486	\$ 25,549	\$ 56,982	\$ 32,053	\$ -
04300619	06/30/24	HICKORY	HERMITAGE	18648 OAK ST	OFFICE	3,801	\$ 9.15	12.00	\$ 34,779	\$ 14,838	\$ 31,755	\$ 17,862	\$ -
04402492	06/30/20	HOLT	MOUND CITY	1423 STATE STREET	OFFICE	1,025	\$ 9.80	1.00	\$ 10,445	\$ 2,931	\$ 8,305	\$ 4,671	\$ -
04501401	06/30/21	HOWARD	FAYETTE	103 FURR STREET	OFFICE	3,527	\$ 9.25	4.00	\$ 32,625	\$ 16,814	\$ 31,641	\$ 17,798	\$ -
04600620	06/30/21	HOWELL	WEST PLAINS	3415 AND 3417 DIVISION DRIVE	OFFICE	19,210	\$ 9.40	81.00	\$ 180,574	\$ 66,905	\$ 158,387	\$ 89,092	\$ -
04700834	06/30/24	IRON	IRONTON	202 PARK DRIVE	OFFICE	4,479	\$ 7.80	10.00	\$ 34,936	\$ 13,379	\$ 30,922	\$ 17,393	\$ -
04802398	06/30/20	JACKSON	KANSAS CITY	4309 E 50TH TERRACE	OFFICE	23,088	\$ 10.72	99.00	\$ 247,609	\$ 132,389	\$ 243,199	\$ 136,799	\$ -
04811584	06/30/23	JACKSON	INDEPENDENCE	3675 NOLAND RD, SUITE 110	OFFICE	2,625	\$ 12.77	6.00	\$ 33,521	\$ -	\$ 21,453	\$ 12,068	\$ -



LEASED FACILITIES - FY 2021

LEASED FACILITIES													GENERAL	FED	OTHER	
LEASE ID	END DATE	COUNTY	CITY	ADDRESS	SPACE USE	SQ FT	CPSF	FTE	ANNUAL RENT	ANNUAL SERVICES	REVENUE					
<b>SOCIAL SERVICES (continued)</b>																
04811653	06/30/23	JACKSON	INDEPENDENCE	14500 E. 42ND ST	OFFICE	7,478	\$ 15.25	34.00	\$ 114,040	\$ -	\$ 72,986	\$	41,054	\$	-	
04811684	06/30/20	JACKSON	KANSAS CITY	1030 HOLMES	PARKING	-	\$ -	-	\$ 60,720	\$ 6,072	\$ 42,747	\$	24,045	\$	-	
04811687	06/30/20	JACKSON	KANSAS CITY	412 E 14TH STREET	PARKING	-	\$ -	-	\$ 13,260	\$ 1,326	\$ 9,335	\$	5,251	\$	-	
04811698	06/30/20	JACKSON	KANSAS CITY	1119 CHERRY	PARKING	-	\$ -	-	\$ 6,300	\$ 630	\$ 4,435	\$	2,495	\$	-	
04900162	06/30/18	JASPER	JOPLIN	601 COMMERCIAL	OFFICE	24,715	\$ 9.56	142.00	\$ 236,275	\$ 58,686	\$ 188,775	\$	106,186	\$	-	
04900919	06/30/22	JASPER	JOPLIN	1823 WEST 20TH STREET	DAY TREATMENT	8,083	\$ 14.25	19.00	\$ 115,183	\$ 36,495	\$ 97,074	\$	54,604	\$	-	
04901047	06/30/18	JASPER	JOPLIN	1110 7TH STREET	OFFICE	7,976	\$ 10.25	23.00	\$ 81,754	\$ 8,175	\$ 57,555	\$	32,374	\$	-	
04902620	06/30/18	JASPER	JOPLIN	2639 E 34TH ST	OFFICE	400	\$ 6.00	-	\$ 2,400	\$ 240	\$ 1,690	\$	950	\$	-	
88605002	06/30/18	JEFFERSON	HILLSBORO	10325 BUSINESS 21	OFFICE	34,384	\$ 9.75	172.00	\$ 335,244	\$ 124,377	\$ 294,157	\$	165,464	\$	-	
05100004	06/30/20	JOHNSON	WARRENSBURG	505 RIDGEVIEW DR	OFFICE	12,528	\$ 9.23	56.00	\$ 115,633	\$ 77,306	\$ 123,481	\$	69,458	\$	-	
05202418	06/30/19	KNOX	EDINA	HWY 6 EAST	OFFICE	500	\$ 7.75	1.00	\$ 3,875	\$ 388	\$ 2,728	\$	1,535	\$	-	
05302628	06/30/18	LACLEDE	LEBANON	141 LAWSON AVE	OFFICE	800	\$ 11.25	4.00	\$ 9,000	\$ 5,177	\$ 9,073	\$	5,104	\$	-	
05300360	06/30/21	LACLEDE	LEBANON	2639 S JEFFERSON	OFFICE	8,340	\$ 9.35	38.00	\$ 77,979	\$ 37,685	\$ 74,025	\$	41,639	\$	-	
05400024	06/30/22	LAFAYETTE	LEXINGTON	736 STAR ROUTE 13	OFFICE	7,272	\$ 8.60	26.00	\$ 62,552	\$ 30,497	\$ 59,551	\$	33,498	\$	-	
05500701	06/30/19	LAWRENCE	AURORA	1419 E CHURCH ST	OFFICE	8,442	\$ 10.00	42.00	\$ 84,420	\$ 37,075	\$ 77,757	\$	43,738	\$	-	
05600201	06/30/18	LEWIS	MONTICELLO	500 S. WASHINGTON	OFFICE	3,020	\$ 7.16	6.00	\$ 21,623	\$ 7,671	\$ 18,748	\$	10,546	\$	-	
05700659	06/30/24	LINCOLN	TROY	384 NORTH LINCOLN DRIVE	OFFICE	7,418	\$ 10.36	38.00	\$ 76,850	\$ 21,623	\$ 63,023	\$	35,450	\$	-	
05800371	06/30/23	LINN	BROOKFIELD	103 FOREST DRIVE	OFFICE	4,289	\$ 8.62	19.00	\$ 36,971	\$ 14,269	\$ 32,794	\$	18,446	\$	-	
05900810	06/30/20	LIVINGSTON	CHILLICOTHE	601 WEST MOHAWK	OFFICE	4,908	\$ 8.65	19.00	\$ 42,454	\$ 19,846	\$ 39,872	\$	22,428	\$	-	
06100821	06/30/20	MACON	MACON	1716-1718 N. PROSPECT	OFFICE	4,650	\$ 9.00	14.00	\$ 41,850	\$ 15,980	\$ 37,011	\$	20,819	\$	-	
06201012	06/30/18	MADISON	FREDRICKTOWN	413 BURRIS	OFFICE	5,297	\$ 8.00	19.00	\$ 42,376	\$ 23,401	\$ 42,097	\$	23,680	\$	-	
88606302	06/30/18	MARIES	VIENNA	205 HWY 63 S	OFFICE	1,400	\$ 8.66	2.00	\$ 12,124	\$ 3,254	\$ 9,842	\$	5,536	\$	-	
06400056	06/30/21	MARION	HANNIBAL	3055 HOLMAN DRIVE	OFFICE	9,050	\$ 9.25	49.00	\$ 83,713	\$ 34,194	\$ 75,460	\$	42,447	\$	-	
06011613	06/30/23	MCDONALD	PINEVILLE	5265 S BUSINESS HWY 71, STE C	OFFICE	1,300	\$ 8.20	2.00	\$ 10,660	\$ 4,687	\$ 9,822	\$	5,525	\$	-	
06500378	06/30/21	MERCER	PRINCETON	501 W MAIN	OFFICE	1,668	\$ 8.00	2.00	\$ 13,344	\$ 6,355	\$ 12,607	\$	7,092	\$	-	
06600815	06/30/19	MILLER	ELDON	6 SOUTH INDUSTRIAL PARK	OFFICE	5,776	\$ 9.00	31.00	\$ 51,984	\$ 22,348	\$ 47,572	\$	26,760	\$	-	
06700060	06/30/18	MISSISSIPPI	EAST PRAIRIE	718 NORTH MARTIN	OFFICE	8,413	\$ 9.97	1.00	\$ 83,879	\$ 25,746	\$ 70,160	\$	39,465	\$	-	
88606802	12/31/18	MONITEAU	CALIFORNIA	104 NORTH GERHARDT	OFFICE	662	\$ 8.40	1.00	\$ 5,561	\$ 5,846	\$ 7,300	\$	4,107	\$	-	
06900877	06/30/22	MONROE	PARIS	315 N WASHINGTON	OFFICE	3,482	\$ 8.32	6.00	\$ 28,970	\$ 12,542	\$ 26,568	\$	14,944	\$	-	
07001473	06/30/22	MONTGOMERY	MONTGOMRY CTY	501 NIEDERGERKE	OFFICE	3,968	\$ 8.62	9.00	\$ 34,204	\$ 14,154	\$ 30,949	\$	17,409	\$	-	
07100622	12/31/18	MORGAN	VERSAILLES	703 NORTH MONROE	OFFICE	4,364	\$ 9.00	13.00	\$ 39,276	\$ 16,570	\$ 35,741	\$	20,105	\$	-	
07201765	06/30/24	NEW MADRID	NEW MADRID	350 US HWY 61 SOUTH	OFFICE	6,872	\$ 7.55	16.00	\$ 51,884	\$ 16,563	\$ 43,806	\$	24,641	\$	-	
07301297	06/30/18	NEWTON	NEOSHO	201 N. WASHINGTON	OFFICE	12,905	\$ 9.24	47.00	\$ 119,242	\$ 61,109	\$ 115,425	\$	64,926	\$	-	
07400396	06/30/21	NODAWAY	MARYVILLE	301 SUMMIT DRIVE	OFFICE	4,446	\$ 8.75	17.00	\$ 38,903	\$ 19,209	\$ 37,192	\$	20,920	\$	-	
07500836	06/30/18	OREGON	ALTON	HIGHWAY 19 SOUTH	OFFICE	4,331	\$ 7.00	8.00	\$ 30,317	\$ 22,981	\$ 34,111	\$	19,187	\$	-	
07602553	06/30/20	OSAGE	LINN	63 PROGRESS LANE	OFFICE	417	\$ 5.54	1.00	\$ 2,310	\$ 1,428	\$ 2,392	\$	1,346	\$	-	
07700893	06/30/20	OZARK	GAINESVILLE	HWY 160 WEST	OFFICE	4,600	\$ 9.14	17.00	\$ 42,044	\$ 20,604	\$ 40,095	\$	22,553	\$	-	
88607802	12/31/18	PEMISCOT	CARUTHERSVILLE	911 HWY 84	OFFICE	17,525	\$ 9.37	52.00	\$ 164,209	\$ 64,057	\$ 146,090	\$	82,176	\$	-	
07900549	06/30/18	PERRY	PERRYVILLE	12 EAST WICHERN RD	OFFICE	1,269	\$ 11.44	1.00	\$ 14,517	\$ 2,836	\$ 11,106	\$	6,247	\$	-	
08000889	08/31/24	PETTIS	SEDALIA	808 WESTWOOD	OFFICE	10,733	\$ 12.00	48.00	\$ 128,796	\$ 26,974	\$ 99,693	\$	56,077	\$	-	
08100731	06/30/22	PHELPS	ROLLA	1101-1111 KINGSHIGHWAY	OFFICE	23,501	\$ 8.04	86.00	\$ 188,948	\$ 62,936	\$ 161,206	\$	90,678	\$	-	
08201307	06/30/22	PIKE	BOWLING GREEN	1610 BUSINESS 54 WEST	OFFICE	5,604	\$ 6.50	9.00	\$ 36,426	\$ 19,902	\$ 36,050	\$	20,278	\$	-	
08300375	06/30/23	PLATTE	PLATTE CITY	233 MARSHALL ROAD	OFFICE	7,359	\$ 11.00	19.00	\$ 80,949	\$ 26,757	\$ 68,932	\$	38,774	\$	-	
08400827	06/30/21	POLK	BOLIVAR	2110 SPRINGFIELD AVENUE	OFFICE	6,172	\$ 6.00	49.00	\$ 37,032	\$ 24,693	\$ 39,504	\$	22,221	\$	-	
08402521	06/30/20	POLK	BOLIVAR	2110 S SPRINGFIELD	OFFICE	1,945	\$ 6.49	-	\$ 12,623	\$ 7,527	\$ 12,896	\$	7,254	\$	-	
08500385	06/30/24	PULASKI	WAYNESVILLE	712 HISTORIC 66 WEST	OFFICE	9,410	\$ 9.10	25.00	\$ 85,631	\$ 34,214	\$ 76,701	\$	43,144	\$	-	
08600181	06/30/18	PUTNAM	UNIONVILLE	702 S 27TH ST	OFFICE	2,283	\$ 6.98	3.00	\$ 15,938	\$ 11,240	\$ 17,394	\$	9,784	\$	-	
08702535	06/30/21	RALLS	MONROE CITY	1110 US HWY 24 SUITE 16	OFFICE	2,100	\$ 3.95	2.00	\$ 8,303	\$ 6,587	\$ 9,530	\$	5,360	\$	-	
08811646	06/30/24	RANDOLPH	MOBERLY	1317 E HIGHWAY 24, SUITE B	OFFICE	7,035	\$ 8.99	32.00	\$ 63,245	\$ 25,361	\$ 56,708	\$	31,898	\$	-	
08901088	06/30/21	RAY	RICHMOND	901 E. LEXINGTON	OFFICE	4,718	\$ 9.00	15.00	\$ 42,462	\$ 16,991	\$ 38,050	\$	21,403	\$	-	
09000391	06/30/18	REYNOLDS	CENTERVILLE	2394 HWY 21	OFFICE	3,544	\$ 7.19	3.00	\$ 25,481	\$ 16,238	\$ 26,700	\$	15,019	\$	-	
09100890	06/30/23	RIPLEY	DONIPHAN	ROUTE 2 BOX 1143	OFFICE	6,069	\$ 8.41	11.00	\$ 51,040	\$ 2,552	\$ 34,299	\$	19,293	\$	-	
09700812	06/30/22	SALINE	MARSHALL	1239 SANTE FE TRAIL	OFFICE	6,716	\$ 11.07	24.00	\$ 74,346	\$ 27,582	\$ 65,234	\$	36,694	\$	-	
09800183	06/30/22	SCHUYLER	LANCASTER	209 E WASHINGTON STREET	OFFICE	600	\$ 11.50	1.00	\$ 6,900	\$ 6,863	\$ 8,808	\$	4,955	\$	-	
09900203	06/30/23	SCOTLAND	MEMPHIS	HIGHWAY 136 WEST	OFFICE	8,613	\$ 9.00	29.00	\$ 77,517	\$ 36,018	\$ 72,662	\$	40,873	\$	-	
10000700	06/30/18	SCOTT	SIKESTON	601 DAVIS BLVD	DAY TREATMENT	4,383	\$ 8.55	8.00	\$ 37,475	\$ 15,869	\$ 34,140	\$	19,204	\$	-	
10001298	06/30/24	SCOTT	SIKESTON	106 ARTHUR	OFFICE	21,393	\$ 9.47	118.00	\$ 202,592	\$ 67,647	\$ 172,953	\$	97,286	\$	-	
10100623	06/30/21	SHANNON	EMINENCE	17392 STATE HIGHWAY 19	OFFICE	4,177	\$ 8.71	12.00	\$ 36,382	\$ 15,794	\$ 33,393	\$	18,783	\$	-	

LEASED FACILITIES - FY 2021

LEASED FACILITIES														
LEASE ID	END DATE	COUNTY	CITY	ADDRESS	SPACE USE	SQ FT	CPSF	FTE	ANNUAL RENT	ANNUAL SERVICES	GENERAL REVENUE	FED	OTHER	
<b>SOCIAL SERVICES (continued)</b>														
10200386	06/30/22	SHELBY	SHELBYVILLE	306 E MAIN ST	OFFICE	2,831	\$ 9.45	7.00	\$ 26,753	\$ 12,147	\$ 24,896	\$ 14,004	\$ -	
09200291	06/30/19	ST. CHARLES	ST CHARLES	3747 HARRY S. TRUMAN BLVD	DAY TREATMENT	4,835	\$ 8.89	6.00	\$ 42,993	\$ 23,306	\$ 42,431	\$ 23,868	\$ -	
09202585	06/30/18	ST. CHARLES	ST CHARLES	4116 MCCLAY ROAD	OFFICE	250	\$ 7.20	-	\$ 1,800	\$ 394	\$ 1,404	\$ 790	\$ -	
99909201	06/30/19	ST. CHARLES	ST CHARLES	3737 TRUMAN BLVD	OFFICE	30,307	\$ 8.89	136.00	\$ 269,429	\$ 87,405	\$ 228,374	\$ 128,460	\$ -	
09311685	06/30/24	ST. CLAIR	OSCEOLA	230 BUSINESS HIGHWAY 13 SUITE 4	OFFICE	1,166	\$ 8.91	2.00	\$ 10,389	\$ 3,171	\$ 8,678	\$ 4,882	\$ -	
09401014	06/30/24	ST. FRANCOIS	PARK HILLS	140 STAPLES DR	OFFICE	17,529	\$ 10.25	86.00	\$ 179,672	\$ 47,304	\$ 145,265	\$ 81,711	\$ -	
09602636	06/30/19	ST. LOUIS	ST. LOUIS	6347 PLYMOUTH AVE	OFFICE	1,250	\$ 5.52	10.00	\$ 6,900	\$ 3,399	\$ 6,591	\$ 3,708	\$ -	
11501821	06/30/19	ST. LOUIS CITY	ST. LOUIS	604 PINE ST	PARKING	-	\$ -	-	\$ 163,358	\$ 16,336	\$ 115,004	\$ 64,690	\$ -	
11502475	06/30/22	ST. LOUIS CITY	ST. LOUIS	3101 CHOTEAU AVE	PARKING	-	\$ -	-	\$ 14,833	\$ 1,483	\$ 10,442	\$ 5,874	\$ -	
09500835	06/30/21	STE. GENEVIEVE	STE GENEVIEVE	583B STE GENEVIEVE DR	OFFICE	2,729	\$ 7.48	6.00	\$ 20,413	\$ 11,075	\$ 20,152	\$ 11,336	\$ -	
10300831	06/30/20	STODDARD	BLOOMFIELD	401 SHAWNEE STREET	OFFICE	7,703	\$ 7.98	27.00	\$ 61,470	\$ 27,986	\$ 57,252	\$ 32,204	\$ -	
88610402	06/30/20	STONE	GALENA	30832 STATE HWY 413	OFFICE	4,161	\$ 10.74	13.00	\$ 44,709	\$ 20,696	\$ 41,859	\$ 23,546	\$ -	
10500093	06/30/22	SULLIVAN	MILAN	309 EAST 3RD STREET	OFFICE	2,221	\$ 8.25	2.00	\$ 18,323	\$ 8,924	\$ 17,438	\$ 9,809	\$ -	
10611700	06/30/24	TANEY	BRANSON	2900 GREEN MOUNTAIN DRIVE	OFFICE	3,034	\$ 11.00	15.00	\$ 33,367	\$ 10,938	\$ 28,355	\$ 15,950	\$ -	
10611704	06/30/24	TANEY	BRANSON	2900 GREEN MOUNTAIN DRIVE	OFFICE	5,322	\$ 10.00	31.00	\$ 53,220	\$ 19,186	\$ 46,340	\$ 26,066	\$ -	
10701017	06/30/22	TEXAS	HOUSTON	16798 OAK HILLS DRIVE	OFFICE	11,006	\$ 8.99	52.00	\$ 98,944	\$ 46,314	\$ 92,965	\$ 52,293	\$ -	
10801184	06/30/19	VERNON	NEVADA	621 E HIGHLAND	OFFICE	7,767	\$ 9.67	26.00	\$ 75,115	\$ 26,120	\$ 64,790	\$ 36,445	\$ -	
10901306	06/30/23	WARREN	WARRENTON	513 W BOONESLICK	OFFICE	5,798	\$ 10.00	17.00	\$ 57,980	\$ 18,752	\$ 49,108	\$ 27,624	\$ -	
11001018	06/30/18	WASHINGTON	POTOSI	10235 W STATE HWY E	OFFICE	9,205	\$ 7.26	30.00	\$ 66,828	\$ 31,898	\$ 63,185	\$ 35,541	\$ -	
11101087	06/30/18	WAYNE	PIEDMONT	HWY 49 ROUTE 2 BOX 26351	OFFICE	6,069	\$ 8.28	16.00	\$ 50,251	\$ 24,589	\$ 47,898	\$ 26,942	\$ -	
11200875	06/30/20	WEBSTER	MARSHFIELD	222 EAST COMMERCIAL	OFFICE	6,474	\$ 8.55	29.00	\$ 55,353	\$ 26,987	\$ 52,698	\$ 29,642	\$ -	
11301105	06/30/18	WORTH	GRANT CITY	110 E 1ST STREET	OFFICE	600	\$ 15.50	1.00	\$ 9,300	\$ 930	\$ 6,547	\$ 3,683	\$ -	
11401303	06/30/21	WRIGHT	MOUNTAIN GROVE	1801 N. TALCOTT	OFFICE	8,044	\$ 10.32	21.00	\$ 83,014	\$ 30,504	\$ 72,652	\$ 40,866	\$ -	
<b>Real Estate Services Allocation</b>									\$ 626,397	\$ -	\$ 400,894	\$ 225,503	\$ -	
<b>NDI-COST TO CONTINUE PAY PLAN</b>									\$ 6,664	\$ -	\$ 4,265	\$ 2,399	\$ -	
<b>NDI-MARKET RATE CTC</b>									\$ 620	\$ -	\$ 397	\$ 223	\$ -	
<b>FY21 Social Services Lease Requirement</b>						-	1,118,589	\$ 9.63	3,820.00	\$ 11,400,461	\$ 3,919,627	\$ 9,804,855	\$ 5,515,233	\$ -
<b>TOTAL FY21 GOVERNOR RECOMMENDS LEASING REQUIREMENT</b>						3,172,655		8,902	36,389,675	10,595,260	27,418,782	12,989,243	6,576,910	
<b>FY20 APPROPRIATION - LEASING</b>									\$ 45,163,103	\$ 25,772,370	\$ 13,001,575	\$ 6,389,158		
Transfers In									\$ 21,854	\$ 20,414	\$ 1,440	\$ -		
Core Reallocations									\$ 49,338	\$ -	\$ (19,230)	\$ 68,568		
NDI - Secretary of State: Records Center Expansion									\$ 221,375	\$ 221,375	\$ -	\$ -		
NDI-DOC Eastern Region Training Center - Farmington									\$ 236,369	\$ 236,369	\$ -	\$ -		
NDI - OA ERP Office									\$ 537,500	\$ 537,500	\$ -	\$ -		
NDI - Lottery St. Louis Office									\$ 116,226	\$ -	\$ -	\$ 116,226		
NDI-State Courts Administration									\$ 617,608	\$ 617,608	\$ -	\$ -		
NDI-COST TO CONTINUE PAY PLAN									\$ 19,721	\$ 12,016	\$ 4,995	\$ 2,710		
NDI-MARKET RATE CTC									\$ 1,841	\$ 1,130	\$ 463	\$ 248		
<b>TOTAL FY21 GOVERNOR RECOMMENDS LEASING REQUIREMENT</b>						\$ 46,984,935	\$ -	\$ 27,418,782	\$ 12,989,243	\$ 6,576,910				

STATE OFFICE BUILDING (STATE-OWNED) FACILITIES FY 2021

STATE OFFICE BUILDING (STATE-OWNED) FACILITIES											GENERAL REVENUE	FED	OTHER	
LEASE ID	STATE FACILITY	COUNTY	CITY	DIVISION	SPACE USE	SQ FT	CPSF	FTE	ANNUAL RENT	ANNUAL SERVICES				
<b>AGRICULTURE</b>														
02601742	HEALTH LAB	COLE	JEFFERSON CITY	ANIMAL HEALTH	LAB	5,211	\$ 10.91	4.00	\$ 56,852	\$ -	\$ 24,731	\$ -	\$ 32,121	
02601743	PETRO LAB	COLE	JEFFERSON CITY	WEIGHTS AND MEASURES	LAB	5,069	\$ 17.74	7.48	\$ 89,924	\$ -	\$ -	\$ -	\$ 89,924	
02601744	FEED/SEED LAB	COLE	JEFFERSON CITY	DIV OF PLANT INDUSTRIES	LAB	12,647	\$ 11.39	22.96	\$ 144,049	\$ -	\$ 1,670	\$ 7,749	\$ 134,630	
02601746	G. WASH CARVER/MBSOB	COLE	JEFFERSON CITY	DIV OF GRAIN INSPEC & WHSE	OFFICE	2,297	\$ 6.12	12.48	\$ 14,058	\$ -	\$ 9,797	\$ -	\$ 4,261	
02601746	G. WASH CARVER/MBSOB	COLE	JEFFERSON CITY	OFFICE OF DIRECTOR	OFFICE	7,985	\$ 6.12	24.48	\$ 48,868	\$ -	\$ -	\$ 2,624	\$ 46,244	
02601746	G. WASH CARVER/MBSOB	COLE	JEFFERSON CITY	WEIGHTS AND MEASURES	OFFICE	7,247	\$ 6.12	5.48	\$ 44,352	\$ -	\$ 20,872	\$ -	\$ 23,480	
02601746	G. WASH CARVER/MBSOB	COLE	JEFFERSON CITY	AG BUSINESS DEVELOPMENT	OFFICE	7,279	\$ 6.12	23.23	\$ 44,547	\$ -	\$ -	\$ -	\$ 44,547	
02601746	G. WASH CARVER/MBSOB	COLE	JEFFERSON CITY	DIV OF PLANT INDUSTRIES	OFFICE	5,591	\$ 6.12	22.96	\$ 34,217	\$ -	\$ -	\$ 4,855	\$ 29,362	
02601746	G. WASH CARVER/MBSOB	COLE	JEFFERSON CITY	MARKET INFORMATION & OUTREACH	OFFICE	765	\$ 6.12	-	\$ 4,682	\$ -	\$ 4,682	\$ -	\$ -	
02601746	G. WASH CARVER/MBSOB	COLE	JEFFERSON CITY	STATE MILK BOARD	OFFICE	1,081	\$ 6.12	4.00	\$ 6,616	\$ -	\$ 2,883	\$ -	\$ 3,733	
02601746	G. WASH CARVER/MBSOB	COLE	JEFFERSON CITY	ANIMAL HEALTH	OFFICE	5,294	\$ 6.12	12.48	\$ 32,399	\$ -	\$ 22,274	\$ 8,100	\$ 2,025	
02602545	605 HOWARD ST WAREHOU	COLE	JEFFERSON CITY	OFFICE OF THE DIRECTOR	STORAGE	3,967	\$ 3.15	-	\$ 12,496	\$ -	\$ -	\$ 546	\$ 11,950	
<b>Real Estate Services Allocation</b>										\$ 22,744	\$ -	\$ 3,706	\$ 1,020	\$ 18,018
<b>NDI-COST TO CONTINUE PAY PLAN</b>										\$ 2,386	\$ -	\$ 388	\$ 107	\$ 1,891
<b>NDI-MARKET RATE CTC</b>										\$ 3,037	\$ -	\$ 495	\$ 136	\$ 2,406
<b>FY21 Agriculture State Owned Requirement</b>						<b>64,433</b>	<b>\$ 8.27</b>	<b>139.55</b>	<b>\$ 561,227</b>	<b>\$ -</b>	<b>\$ 91,498</b>	<b>\$ 25,137</b>	<b>\$ 444,592</b>	
<b>ATTORNEY GENERAL</b>														
02601762	SUPREME COURT	COLE	JEFFERSON CITY	ATTORNEY GENERAL	OFFICE	15,412	\$ 4.44	27.00	\$ 68,429	\$ -	\$ 68,429	\$ -	\$ -	
02601774	BROADWAY BLDG.	COLE	JEFFERSON CITY	ATTORNEY GENERAL	OFFICE	78,880	\$ 5.72	178.00	\$ 451,194	\$ -	\$ 329,371	\$ 85,727	\$ 36,096	
03901768	LANDERS-149 PARK CENTRA	GREENE	SPRINGFIELD	ATTORNEY GENERAL	OFFICE	7,051	\$ 6.57	18.00	\$ 46,325	\$ -	\$ 18,066	\$ 11,581	\$ 16,678	
04801763	FLETCHER DANIELS	JACKSON	KANSAS CITY	ATTORNEY GENERAL	OFFICE	13,801	\$ 7.37	40.00	\$ 101,713	\$ -	\$ 36,616	\$ 38,651	\$ 26,446	
<b>Real Estate Services Allocation</b>										\$ 28,475	\$ -	\$ 19,299	\$ 5,800	\$ 3,376
<b>NDI-COST TO CONTINUE PAY PLAN</b>										\$ 2,989	\$ -	\$ 2,026	\$ 609	\$ 354
<b>NDI-MARKET RATE CTC</b>										\$ 3,802	\$ -	\$ 2,579	\$ 775	\$ 448
<b>FY21 Attorney General State Owned Requirement</b>						<b>115,144</b>	<b>\$ 5.80</b>	<b>263.00</b>	<b>\$ 702,927</b>	<b>\$ -</b>	<b>\$ 476,386</b>	<b>\$ 143,143</b>	<b>\$ 83,398</b>	
<b>AUDITOR</b>														
02601753	CAPITOL BLDG.	COLE	JEFFERSON CITY	STATE AUDITOR	OFFICE	1,984	\$ 6.27	3.00	\$ 12,440	\$ -	\$ 12,440	\$ -	\$ -	
02601755	TRUMAN BLDG.	COLE	JEFFERSON CITY	STATE AUDITOR	OFFICE	18,997	\$ 6.49	84.50	\$ 123,291	\$ -	\$ 123,291	\$ -	\$ -	
03901768	LANDERS-149 PARK CENTRA	GREENE	SPRINGFIELD	STATE AUDITOR	OFFICE	2,484	\$ 6.57	10.00	\$ 16,320	\$ -	\$ 16,320	\$ -	\$ -	
11501748	WAINWRIGHT	ST LOUIS	ST. LOUIS	STATE AUDITOR	OFFICE	1,557	\$ 8.70	10.00	\$ 13,546	\$ -	\$ 13,546	\$ -	\$ -	
04801763	FLETCHER DANIELS	JACKSON	KANSAS CITY	STATE AUDITOR	OFFICE	3,295	\$ 7.37	-	\$ 24,284	\$ -	\$ 24,284	\$ -	\$ -	
<b>Real Estate Services Allocation</b>										\$ 8,099	\$ -	\$ 8,099	\$ -	\$ -
<b>NDI-COST TO CONTINUE PAY PLAN</b>										\$ 849	\$ -	\$ 849	\$ -	\$ -
<b>NDI-MARKET RATE CTC</b>										\$ 1,082	\$ -	\$ 1,082	\$ -	\$ -
<b>FY21 Auditor State Owned Requirement</b>						<b>28,317</b>	<b>\$ 6.71</b>	<b>107.50</b>	<b>\$ 199,911</b>	<b>\$ -</b>	<b>\$ 199,911</b>	<b>\$ -</b>	<b>\$ -</b>	
<b>CORRECTIONS</b>														
01101759	ST JOSEPH	BUCHANAN	ST JOSEPH	PROBATION & PAROLE	OFFICE	7,386	\$ 6.54	13.00	\$ 48,304	\$ -	\$ 48,304	\$ -	\$ -	
04801763	FLETCHER DANIELS	JACKSON	KANSAS CITY	PROBATION & PAROLE	OFFICE	12,452	\$ 7.37	24.00	\$ 91,771	\$ -	\$ 91,771	\$ -	\$ -	
09600839	NSC-4040 SEVEN HILLS	ST. LOUIS	ST. LOUIS	PROBATION & PAROLE	OFFICE	5,682	\$ 13.79	22.00	\$ 78,355	\$ -	\$ 78,355	\$ -	\$ -	
09601163	SSC-7545 S LINDBERGH	ST. LOUIS	ST LOUIS	PROBATION & PAROLE	OFFICE	6,887	\$ 18.04	27.00	\$ 124,241	\$ -	\$ 124,241	\$ -	\$ -	
09600991	JENNINGS-8501 LUCAS/HI	ST. LOUIS	ST. LOUIS	PROBATION & PAROLE	OFFICE	12,379	\$ 18.72	38.00	\$ 231,735	\$ -	\$ 231,735	\$ -	\$ -	
11501747	MILL CREEK	ST. LOUIS	ST. LOUIS	PROBATION & PAROLE	OFFICE	35,827	\$ 8.59	114.50	\$ 245,342	\$ -	\$ 245,342	\$ -	\$ -	
11501803	CHOTEAU	ST. LOUIS	ST. LOUIS	PROBATION & PAROLE	OFFICE	13,604	\$ 8.06	38.00	\$ 109,648	\$ -	\$ 109,648	\$ -	\$ -	
<b>Real Estate Services Allocation</b>										\$ 39,641	\$ -	\$ 39,641	\$ -	\$ -
<b>NDI-COST TO CONTINUE PAY PLAN</b>										\$ 4,160	\$ -	\$ 4,160	\$ -	\$ -
<b>NDI-MARKET RATE CTC</b>										\$ 5,296	\$ -	\$ 5,296	\$ -	\$ -
<b>FY21 Corrections State Owned Requirement</b>						<b>94,217</b>	<b>\$ 9.86</b>	<b>276.50</b>	<b>\$ 978,493</b>	<b>\$ -</b>	<b>\$ 978,493</b>	<b>\$ -</b>	<b>\$ -</b>	

STATE OFFICE BUILDING (STATE-OWNED) FACILITIES FY 2021

STATE OFFICE BUILDING (STATE-OWNED) FACILITIES														
LEASE ID	STATE FACILITY	COUNTY	CITY	DIVISION	SPACE USE	SQ FT	CPSF	FTE	ANNUAL RENT	ANNUAL SERVICES	GENERAL REVENUE	FED	OTHER	
<b>ECONOMIC DEVELOPMENT</b>														
02601755	TRUMAN BLDG.	COLE	JEFFERSON CITY	ADMINISTRATIVE SERVICES	OFFICE	12,576	\$ 6.49	31.00	\$ 81,618	\$ -	\$ 49,787	\$ -	\$ 31,831	
02601755	TRUMAN BLDG.	COLE	JEFFERSON CITY	REGIONAL ENGAGEMENT	OFFICE	2,844	\$ 6.49	9.00	\$ 18,458	\$ -	\$ 18,458	\$ -	\$ -	
02601755	TRUMAN BLDG.	COLE	JEFFERSON CITY	BUS & COMM SOLUTIONS	OFFICE	18,968	\$ 6.49	52.00	\$ 123,102	\$ -	\$ 123,102	\$ -	\$ -	
02601755	TRUMAN BLDG.	COLE	JEFFERSON CITY	STRATEGY & PERFORMANCE	OFFICE	4,424	\$ 6.49	14.00	\$ 28,712	\$ -	\$ 28,712	\$ -	\$ -	
02601755	TRUMAN BLDG.	COLE	JEFFERSON CITY	MISSOURI ONE START	OFFICE	3,792	\$ 6.49	12.00	\$ 24,610	\$ -	\$ 24,610	\$ -	\$ -	
02601755	TRUMAN BLDG.	COLE	JEFFERSON CITY	TOURISM	OFFICE	8,084	\$ 6.49	20.00	\$ 52,465	\$ -	\$ -	\$ -	\$ 52,465	
04801763	FLETCHER DANIELS	JACKSON	KANSAS CITY	BUSINESS AND COMMUNITY SOLUT	OFFICE	218	\$ 7.37	-	\$ 1,607	\$ -	\$ 1,607	\$ -	\$ -	
	INFO CENTER-KC		KANSAS CITY	TOURISM	OFFICE	2,700	\$ 17.58	2.00	\$ 47,466	\$ -	\$ -	\$ -	\$ 47,466	
	INFO CENTER-STL		ST. LOUIS	TOURISM	OFFICE	1,000	\$ 3.81	2.00	\$ 3,810	\$ -	\$ -	\$ -	\$ 3,810	
	INFO CENTER-HAN		HANNIBAL	TOURISM	OFFICE	1,561	\$ 8.51	2.00	\$ 13,284	\$ -	\$ -	\$ -	\$ 13,284	
<b>Real Estate Services Allocation</b>									\$	\$ 16,854	\$ -	\$ 10,504	\$ -	\$ 6,350
<b>NDI-COST TO CONTINUE PAY PLAN</b>									\$	\$ 1,769	\$ -	\$ 1,103	\$ -	\$ 666
<b>NDI-MARKET RATE CTC</b>									\$	\$ 2,252	\$ -	\$ 1,404	\$ -	\$ 848
<b>FY21 Economic Development State Owned Requirement</b>						<b>56,167</b>	<b>\$ 7.03</b>	<b>144.00</b>	<b>\$ 416,007</b>	<b>\$ -</b>	<b>\$ 259,287</b>	<b>\$ -</b>	<b>\$ 156,720</b>	
<b>ELEMENTARY &amp; SECONDARY EDUCATION</b>														
01101759	ST JOSEPH	BUCHANAN	ST JOSEPH	ADULT LEARNING & REHAB-VR	OFFICE	4,873	\$ 6.54	13.00	\$ 31,869	\$ -	\$ -	\$ 31,869	\$ -	
02601754	JEFFERSON BLDG.	COLE	JEFFERSON CITY	DIV FINANCE AND ADMINISTRATION	OFFICE	54,104	\$ 5.57	65.00	\$ 301,359	\$ -	\$ 232,046	\$ 69,313	\$ -	
02601754	JEFFERSON BLDG.	COLE	JEFFERSON CITY	LEARNING SERVICES	OFFICE	58,275	\$ 5.57	213.66	\$ 324,592	\$ -	\$ 87,640	\$ 236,952	\$ -	
02601754	JEFFERSON BLDG.	COLE	JEFFERSON CITY	COMMUNICATIONS	OFFICE	420	\$ 5.57	7.00	\$ 2,339	\$ -	\$ 2,339	\$ -	\$ -	
02601754	JEFFERSON BLDG.	COLE	JEFFERSON CITY	ADULT LEARNING & REHAB-DESE	OFFICE	3,435	\$ 5.57	10.00	\$ 19,133	\$ -	\$ -	\$ 19,133	\$ -	
02601754	JEFFERSON BLDG.	COLE	JEFFERSON CITY	ADULT LEARNING & REHAB-DDS	OFFICE	1,050	\$ 5.57	-	\$ 5,849	\$ -	\$ -	\$ 5,849	\$ -	
04801763	FLETCHER DANIELS	JACKSON	KANSAS CITY	ADULT LEARNING & REHAB-VR	OFFICE	3,573	\$ 7.37	10.00	\$ 26,333	\$ -	\$ -	\$ 26,333	\$ -	
04802702	TEASDALE-8800 E 63 ST	JACKSON	RAYTOWN	ADULT LEARNING & REHAB-DDS	OFFICE	16,919	\$ 10.36	48.00	\$ 175,281	\$ -	\$ -	\$ 175,281	\$ -	
04802702	TEASDALE-8800 E 63 ST	JACKSON	RAYTOWN	ADULT LEARNING & REHAB-VR	OFFICE	6,438	\$ 10.36	19.00	\$ 66,698	\$ -	\$ -	\$ 66,698	\$ -	
04802702	TEASDALE-8800 E 63 ST	JACKSON	RAYTOWN	ADULT LEARNING & REHAB-DESE	OFFICE	1,120	\$ 10.36	3.00	\$ 11,603	\$ -	\$ -	\$ 11,603	\$ -	
99909602	9900 PAGE	OVERLAND	ST LOUIS	ADULT LEARNING & REHAB-VR	OFFICE	6,361	\$ 11.50	23.00	\$ 73,152	\$ -	\$ -	\$ 73,152	\$ -	
09601163	SSC-7545 S LINDBERGH	ST. LOUIS	ST LOUIS	ADULT LEARNING & REHAB-DDS	OFFICE	22,347	\$ 18.04	73.00	\$ 403,140	\$ -	\$ -	\$ 403,140	\$ -	
09601163	SSC-7545 S LINDBERGH	ST. LOUIS	ST LOUIS	ADULT LEARNING & REHAB-VR	OFFICE	5,350	\$ 18.04	14.00	\$ 96,514	\$ -	\$ -	\$ 96,514	\$ -	
09601163	SSC-7545 S LINDBERGH	ST. LOUIS	ST LOUIS	ADULT LEARNING & REHAB-DESE	OFFICE	898	\$ 18.04	3.00	\$ 16,200	\$ -	\$ -	\$ 16,200	\$ -	
09600839	NSC-4040 SEVEN HILLS	ST. LOUIS	ST LOUIS	ADULT LEARNING & REHAB-VR	OFFICE	4,190	\$ 13.79	11.00	\$ 57,780	\$ -	\$ -	\$ 57,780	\$ -	
11501747	MILL CREEK	ST LOUIS CITY	ST LOUIS	ADULT LEARNING & REHAB-VR	OFFICE	3,429	\$ 8.59	10.00	\$ 29,455	\$ -	\$ -	\$ 29,455	\$ -	
<b>Real Estate Services Allocation</b>									\$	\$ 70,003	\$ -	\$ 13,735	\$ 56,268	
<b>NDI-COST TO CONTINUE PAY PLAN</b>									\$	\$ 7,347	\$ -	\$ 1,442	\$ 5,905	
<b>NDI-MARKET RATE CTC</b>									\$	\$ 9,355	\$ -	\$ 1,836	\$ 7,519	
<b>FY21 Elem. &amp; Secondary Education State Owned Requirement</b>						<b>192,782</b>	<b>\$ 8.51</b>	<b>522.66</b>	<b>\$ 1,728,002</b>	<b>\$ -</b>	<b>\$ 339,038</b>	<b>\$ 1,388,964</b>	<b>\$ -</b>	
<b>GOVERNOR</b>														
02601753	CAPITOL BLDG.	COLE	JEFFERSON CITY	GOVERNOR	OFFICE	14,807	\$ 6.27	21.98	\$ 92,840	\$ -	\$ 92,840	\$ -	\$ -	
02601756	GOVERNOR'S MANSION	COLE	JEFFERSON CITY	MANSION	OFFICE	17,571	\$ 16.86	-	\$ 296,247	\$ -	\$ 296,247	\$ -	\$ -	
03901768	LANDERS-149 PARK CENTRA	GREENE	SPRINGFIELD	GOVERNOR	OFFICE	977	\$ 6.57	-	\$ 6,419	\$ -	\$ 6,419	\$ -	\$ -	
04801763	FLETCHER DANIELS	JACKSON	KANSAS CITY	GOVERNOR	OFFICE	3,521	\$ 7.37	-	\$ 25,950	\$ -	\$ 25,950	\$ -	\$ -	
11501748	WAINWRIGHT	ST. LOUIS	ST. LOUIS	GOVERNOR	OFFICE	5,483	\$ 8.70	-	\$ 47,702	\$ -	\$ 47,702	\$ -	\$ -	
<b>Real Estate Services Allocation</b>									\$	\$ 20,010	\$ -	\$ 20,010	\$ -	
<b>NDI-COST TO CONTINUE PAY PLAN</b>									\$	\$ 2,100	\$ -	\$ 2,100	\$ -	
<b>NDI-MARKET RATE CTC</b>									\$	\$ 2,674	\$ -	\$ 2,674	\$ -	
<b>FY21 Governor State Owned Requirement</b>						<b>42,359</b>	<b>\$ 11.08</b>	<b>21.98</b>	<b>\$ 493,942</b>	<b>\$ -</b>	<b>\$ 493,942</b>	<b>\$ -</b>	<b>\$ -</b>	

STATE OFFICE BUILDING (STATE-OWNED) FACILITIES FY 2021

STATE OFFICE BUILDING (STATE-OWNED) FACILITIES													
LEASE ID	STATE FACILITY	COUNTY	CITY	DIVISION	SPACE USE	SQ FT	CPSF	FTE	ANNUAL RENT	ANNUAL SERVICES	GENERAL REVENUE	FED	OTHER
<b>HEALTH &amp; SENIOR SERVICES</b>													
01101759	ST JOSEPH	BUCHANAN	ST. JOSEPH	ADMINISTRATION	OFFICE	3,635	\$ 6.54	12.49	\$ 23,773	\$ -	\$ 11,028	\$ 12,745	\$ -
02601742	HEALTH LAB	COLE	JEFFERSON CITY	COMMUNITY & PUBLIC HEALTH	LAB	98,622	\$ 10.91	198.92	\$ 1,075,966	\$ -	\$ 499,140	\$ 576,826	\$ -
03901768	LANDERS-149 PARK CENTRA	GREENE	SPRINGFIELD	DEPT OF HEALTH & SENIOR SVS	OFFICE	20,531	\$ 6.57	98.98	\$ 134,889	\$ -	\$ 62,575	\$ 72,314	\$ -
04801764	GATEWAY-1410 GENESEE	JACKSON	KANSAS CITY	DIRECTOR	OFFICE	17,040	\$ 11.20	84.98	\$ 190,848	\$ -	\$ 88,534	\$ 102,314	\$ -
04802702	TEASDALE-8800 E 63 ST	JACKSON	RAYTOWN	DEPT OF HEALTH & SENIOR SVS	OFFICE	11,892	\$ 10.36	53.97	\$ 123,201	\$ -	\$ 57,153	\$ 66,048	\$ -
99909602	9900 PAGE	OVERLAND	ST LOUIS	DEPT OF HEALTH & SENIOR SVS	OFFICE	300	\$ 11.50	2.00	\$ 3,450	\$ -	\$ 1,600	\$ 1,850	\$ -
09601163	SSC-7545 S LINDBERGH	ST. LOUIS	ST. LOUIS	DEPT OF HEALTH & SENIOR SVS	OFFICE	2,502	\$ 18.04	16.49	\$ 45,136	\$ -	\$ 20,939	\$ 24,197	\$ -
09600991	JENNINGS-8501 LUCAS/HUN	ST. LOUIS	ST. LOUIS	DEPT OF HEALTH & SENIOR SVS	OFFICE	4,462	\$ 18.72	27.00	\$ 83,529	\$ -	\$ 38,749	\$ 44,780	\$ -
11501747	MILL CREEK	ST. LOUIS	ST. LOUIS	DEPT OF HEALTH & SENIOR SVS	OFFICE	22,554	\$ 8.59	90.42	\$ 193,739	\$ -	\$ 89,876	\$ 103,863	\$ -
<b>Real Estate Services Allocation</b>									\$ 79,954	\$ -	\$ 37,091	\$ 42,863	\$ -
<b>NDI-COST TO CONTINUE PAY PLAN</b>									\$ 8,392	\$ -	\$ 3,894	\$ 4,498	\$ -
<b>NDI-MARKET RATE CTC</b>									\$ 10,684	\$ -	\$ 4,957	\$ 5,727	\$ -
<b>FY21 Health &amp; Senior Services State Owned Requirement</b>						<b>181,538</b>	<b>\$ 10.33</b>	<b>585.25</b>	<b>\$ 1,973,561</b>	<b>\$ -</b>	<b>\$ 915,536</b>	<b>\$ 1,058,025</b>	<b>\$ -</b>
<b>HIGHER EDUCATION</b>													
02601755	TRUMAN BLDG.	COLE	JEFFERSON CITY	WORKFORCE DEVELOP	OFFICE	21,332	\$ 6.49	-	\$ 138,445	\$ -	\$ -	\$ 138,445	\$ -
02601755	TRUMAN BLDG.	COLE	JEFFERSON CITY	DHE ADMIN	OFFICE	20,063	\$ 6.49	88.00	\$ 130,209	\$ -	\$ 130,209	\$ -	\$ -
04801764	GATEWAY-1410 GENESEE	JACKSON	KANSAS CITY	WORKFORCE DEVELOPMENT	OFFICE	173	\$ 11.20	-	\$ 1,938	\$ -	\$ -	\$ 1,938	\$ -
04901771	DED/JOPLIN-730 WALL	JASPER	JOPLIN	WORKFORCE DEVELOPMENT	OFFICE	22,417	\$ 5.99	10.00	\$ 134,278	\$ -	\$ 25,513	\$ 108,765	\$ -
06401752	DED/HANNIBAL	MARION	HANNIBAL	WORKFORCE DEVELOPMENT	OFFICE	7,609	\$ 8.51	6.00	\$ 64,753	\$ -	\$ -	\$ 64,753	\$ -
10001736	DED/SIKESTON	SCOTT	SIKESTON	WORKFORCE DEVELOPMENT	OFFICE	6,478	\$ 6.78	6.00	\$ 43,921	\$ -	\$ -	\$ 43,921	\$ -
09600839	NSC-4040 SEVEN HILLS	ST. LOUIS	ST LOUIS	WORKFORCE DEVELOPMENT	OFFICE	6,091	\$ 13.79	17.00	\$ 83,995	\$ -	\$ -	\$ 83,995	\$ -
<b>Real Estate Services Allocation</b>									\$ 597,539	\$ -	\$ 155,722	\$ 441,817	\$ -
<b>NDI-COST TO CONTINUE PAY PLAN</b>									\$ 25,486	\$ -	\$ 6,641	\$ 18,845	\$ -
<b>NDI-MARKET RATE CTC</b>									\$ 2,674	\$ -	\$ 697	\$ 1,977	\$ -
<b>NDI-MARKET RATE CTC</b>									\$ 3,407	\$ -	\$ 888	\$ 2,519	\$ -
<b>FY21 Higher Education State Owned Requirement</b>						<b>84,163</b>	<b>\$ 7.10</b>	<b>127.00</b>	<b>\$ 629,106</b>	<b>\$ -</b>	<b>\$ 163,948</b>	<b>\$ 465,158</b>	<b>\$ -</b>
<b>COMMERCE AND INSURANCE</b>													
02601745	PROFESSIONAL REG.	COLE	JEFFERSON CITY	PROFESSIONAL REGISTRATION	OFFICE	35,241	\$ 6.05	170.00	\$ 213,208	\$ -	\$ -	\$ -	\$ 213,208
02601755	TRUMAN BLDG.	COLE	JEFFERSON CITY	DEPARTMENT OF INSURANCE	OFFICE	51,063	\$ 6.49	146.28	\$ 331,399	\$ -	\$ -	\$ -	\$ 331,399
02601755	TRUMAN BLDG.	COLE	JEFFERSON CITY	CREDIT UNION	OFFICE	5,000	\$ 6.49	6.00	\$ 32,450	\$ -	\$ -	\$ -	\$ 32,450
02601755	TRUMAN BLDG.	COLE	JEFFERSON CITY	DIVISION OF FINANCE	OFFICE	15,000	\$ 6.49	43.00	\$ 97,350	\$ -	\$ -	\$ -	\$ 97,350
04801763	FLETCHER DANIELS	JACKSON	KANSAS CITY	DIVISION OF FINANCE	OFFICE	4,612	\$ 7.37	20.00	\$ 33,990	\$ -	\$ -	\$ -	\$ 33,990
04801763	FLETCHER DANIELS	JACKSON	KANSAS CITY	DEPARTMENT OF INSURANCE	OFFICE	5,766	\$ 7.37	17.00	\$ 42,495	\$ -	\$ -	\$ -	\$ 42,495
04801763	FLETCHER DANIELS	JACKSON	KANSAS CITY	PUBLIC SERVICE COMMISSION	OFFICE	7,240	\$ 7.37	8.00	\$ 53,359	\$ -	\$ -	\$ -	\$ 53,359
11501748	WAINWRIGHT	ST. LOUIS	ST. LOUIS	PUBLIC SERVICE COMMISSION	OFFICE	5,479	\$ 8.70	12.00	\$ 47,667	\$ -	\$ -	\$ -	\$ 47,667
11501748	WAINWRIGHT	ST. LOUIS	ST. LOUIS	DEPARTMENT OF INSURANCE	OFFICE	5,709	\$ 8.70	20.60	\$ 49,668	\$ -	\$ -	\$ -	\$ 49,668
99909602	9900 PAGE	ST LOUIS	OVERLAND	DIVISION OF FINANCE	OFFICE	4,039	\$ 11.50	20.00	\$ 46,449	\$ -	\$ -	\$ -	\$ 46,449
<b>Real Estate Services Allocation</b>									\$ 40,432	\$ -	\$ -	\$ -	\$ 40,432
<b>NDI-COST TO CONTINUE PAY PLAN</b>									\$ 4,245	\$ -	\$ -	\$ -	\$ 4,245
<b>NDI-MARKET RATE CTC</b>									\$ 5,403	\$ -	\$ -	\$ -	\$ 5,403
<b>FY21 Commerce and Insurance State Owned Requirement</b>						<b>139,149</b>	<b>\$ 6.81</b>	<b>462.88</b>	<b>\$ 998,115</b>	<b>\$ -</b>	<b>\$ -</b>	<b>\$ -</b>	<b>\$ 998,115</b>
<b>JUDICIARY</b>													
02601762	SUPREME COURT	COLE	JEFFERSON CITY	JUDICIARY	OFFICE	46,145	\$ 4.44	61.00	\$ 204,884	\$ -	\$ 204,884	\$ -	\$ -
<b>Real Estate Services Allocation</b>									\$ 8,737	\$ -	\$ 8,737	\$ -	\$ -
<b>NDI-COST TO CONTINUE PAY PLAN</b>									\$ 917	\$ -	\$ 917	\$ -	\$ -
<b>NDI-MARKET RATE CTC</b>									\$ 1,168	\$ -	\$ 1,168	\$ -	\$ -
<b>FY21 Judiciary State Owned Requirement</b>						<b>46,145</b>	<b>\$ 4.44</b>	<b>61.00</b>	<b>\$ 215,706</b>	<b>\$ -</b>	<b>\$ 215,706</b>	<b>\$ -</b>	<b>\$ -</b>

STATE OFFICE BUILDING (STATE-OWNED) FACILITIES FY 2021

STATE OFFICE BUILDING (STATE-OWNED) FACILITIES													
LEASE ID	STATE FACILITY	COUNTY	CITY	DIVISION	SPACE USE	SQ FT	CPSF	FTE	ANNUAL RENT	ANNUAL SERVICES	GENERAL REVENUE	FED	OTHER
<b>LABOR &amp; INDUSTRIAL RELATIONS</b>													
01101759	ST JOSEPH	BUCHANAN	ST. JOSEPH	WORKERS COMPENSATION	OFFICE	2,784	\$ 6.54	4.00	\$ 18,207	\$ -	\$ -	\$ -	\$ 18,207
02601772	W. TRUMAN	COLE	JEFFERSON CITY	COMMISSION ON HUMAN RIGHTS	OFFICE	4,828	\$ 8.01	12.00	\$ 38,672	\$ -	\$ 13,725	\$ 24,947	\$ -
02601772	W. TRUMAN	COLE	JEFFERSON CITY	LABOR & INDUSTRIAL REL COMM	OFFICE	3,627	\$ 8.01	16.00	\$ 29,053	\$ -	\$ 291	\$ 16,731	\$ 12,031
02601772	W. TRUMAN	COLE	JEFFERSON CITY	DIV WORKER'S COMPENSATION	OFFICE	21,277	\$ 8.01	76.00	\$ 170,429	\$ -	\$ -	\$ -	\$ 170,429
02601772	W. TRUMAN	COLE	JEFFERSON CITY	BOARD OF MEDIATION	OFFICE	261	\$ 8.01	2.00	\$ 2,091	\$ -	\$ 2,091	\$ -	\$ -
02601772	W. TRUMAN	COLE	JEFFERSON CITY	DLS ON-SITE CONSULT	OFFICE	708	\$ 8.01	3.86	\$ 5,671	\$ -	\$ -	\$ 5,671	\$ -
02601772	W. TRUMAN	COLE	JEFFERSON CITY	4805 W TRUMAN GR DLS	OFFICE	2,755	\$ 8.01	8.16	\$ 22,068	\$ -	\$ 22,068	\$ -	\$ -
02601772	W. TRUMAN	COLE	JEFFERSON CITY	4805 W TRUMAN WC DLS	OFFICE	473	\$ 8.01	1.98	\$ 3,789	\$ -	\$ -	\$ -	\$ 3,789
02601773	ESB-421 E. DUNKLIN	COLE	JEFFERSON CITY	EMPLOYMENT SECURITY	OFFICE	39,727	\$ 6.14	468.00	\$ 243,924	\$ -	\$ -	\$ 243,924	\$ -
02601773	ESB-421 E. DUNKLIN	COLE	JEFFERSON CITY	DIRECTOR & STAFF	OFFICE	75,768	\$ 6.14	45.00	\$ 465,216	\$ -	\$ -	\$ 465,216	\$ -
02601805	620 ADAMS WAREHOUSE	COLE	JEFFERSON CITY	DIRECTOR & STAFF	OFFICE	6,755	\$ 4.36	-	\$ 29,452	\$ -	\$ -	\$ 29,452	\$ -
03901769	SPRINGFIELD-WALNUT ST	GREENE	SPRINGFIELD	EMPLOYMENT SECURITY	OFFICE	20,059	\$ 8.16	73.50	\$ 163,681	\$ -	\$ -	\$ 114,309	\$ 49,372
04801764	GATEWAY-1410 GENESEE	JACKSON	KANSAS CITY	EMPLOYMENT SECURITY	OFFICE	19,517	\$ 11.20	53.00	\$ 218,590	\$ -	\$ -	\$ 218,590	\$ -
04801764	GATEWAY-1410 GENESEE	JACKSON	KANSAS CITY	WORKERS COMPENSATION	OFFICE	10,793	\$ 11.20	13.00	\$ 120,882	\$ -	\$ -	\$ -	\$ 120,882
04801764	GATEWAY-1410 GENESEE	JACKSON	KANSAS CITY	HUMAN RIGHTS	OFFICE	1,525	\$ 11.20	6.00	\$ 17,080	\$ -	\$ 6,062	\$ 11,018	\$ -
04901771	DED/JOPLIN-730 WALL	JASPER	JOPLIN	EMPLOYMENT SECURITY	OFFICE	456	\$ 5.99	1.00	\$ 2,731	\$ -	\$ -	\$ 2,731	\$ -
06401752	DED/HANNIBAL	MARION	HANNIBAL	EMPLOYMENT SECURITY	OFFICE	405	\$ 5.62	2.00	\$ 2,276	\$ -	\$ -	\$ 2,276	\$ -
11501748	WAINWRIGHT	ST. LOUIS	ST. LOUIS	WORKERS COMPENSATION	OFFICE	17,041	\$ 8.70	26.00	\$ 148,257	\$ -	\$ -	\$ -	\$ 148,257
11501748	WAINWRIGHT	ST. LOUIS	ST. LOUIS	EMPLOYMENT SECURITY	OFFICE	22,391	\$ 8.70	86.00	\$ 194,802	\$ -	\$ -	\$ 194,802	\$ -
11501748	WAINWRIGHT	ST. LOUIS	ST. LOUIS	HUMAN RIGHTS	OFFICE	5,303	\$ 8.70	10.00	\$ 46,136	\$ -	\$ 16,374	\$ 29,762	\$ -
				<b>Real Estate Services Allocation</b>					\$ 82,876	\$ -	\$ 2,587	\$ 57,983	\$ 22,306
				<b>NDI-COST TO CONTINUE PAY PLAN</b>					\$ 8,700	\$ -	\$ 272	\$ 6,086	\$ 2,342
				<b>NDI-MARKET RATE CTC</b>					\$ 11,075	\$ -	\$ 346	\$ 7,747	\$ 2,982
				<b>FY21 Labor &amp; Industrial Relations State Owned Requirement</b>		<b>256,453</b>	<b>\$ 7.58</b>	<b>907.50</b>	<b>\$ 2,045,658</b>	<b>\$ -</b>	<b>\$ 63,816</b>	<b>\$ 1,431,245</b>	<b>\$ 550,597</b>
<b>LEGISLATURE</b>													
02601753	CAPITOL BLDG.	COLE	JEFFERSON CITY	LEGISLATURE	OFFICE	284,594	\$ 6.27	424.65	\$ 1,784,404	\$ -	\$ 1,784,404	\$ -	\$ -
				<b>Real Estate Services Allocation</b>					\$ 76,109	\$ -	\$ 76,109	\$ -	\$ -
				<b>NDI-COST TO CONTINUE PAY PLAN</b>					\$ 7,988	\$ -	\$ 7,988	\$ -	\$ -
				<b>NDI-MARKET RATE CTC</b>					\$ 10,170	\$ -	\$ 10,170	\$ -	\$ -
				<b>FY21 Legislature State Owned Requirement</b>		<b>284,594</b>	<b>\$ 6.27</b>		<b>\$ 1,878,671</b>	<b>\$ -</b>	<b>\$ 1,878,671</b>	<b>\$ -</b>	<b>\$ -</b>
<b>LT. GOVERNOR</b>													
02601753	CAPITOL BLDG.	COLE	JEFFERSON CITY	LT. GOVERNOR	OFFICE	5,330	\$ 6.27	2.49	\$ 33,419	\$ -	\$ 33,419	\$ -	\$ -
				<b>Real Estate Services Allocation</b>					\$ 1,425	\$ -	\$ 1,425	\$ -	\$ -
				<b>NDI-COST TO CONTINUE PAY PLAN</b>					\$ 150	\$ -	\$ 150	\$ -	\$ -
				<b>NDI-MARKET RATE CTC</b>					\$ 191	\$ -	\$ 191	\$ -	\$ -
				<b>FY21 Lt. Governor State Owned Requirement</b>		<b>5,330</b>	<b>\$ 6.27</b>	<b>2.49</b>	<b>\$ 35,185</b>	<b>\$ -</b>	<b>\$ 35,185</b>	<b>\$ -</b>	<b>\$ -</b>
<b>MENTAL HEALTH</b>													
01101759	ST JOSEPH	BUCHANAN	ST. JOSEPH	DIVISION OF MRDD	OFFICE	2,275	\$ 6.54	6.00	\$ 14,879	\$ -	\$ 8,779	\$ 6,100	\$ -
02601739	DMH-ROBERTS BLDG	COLE	JEFFERSON CITY	DIVISION OF ADA	OFFICE	12,257	\$ 5.35	43.50	\$ 65,575	\$ -	\$ 24,918	\$ 34,755	\$ 5,902
02601739	DMH-ROBERTS BLDG	COLE	JEFFERSON CITY	DIVISION OF CPS	OFFICE	8,053	\$ 5.35	39.50	\$ 43,084	\$ -	\$ 23,696	\$ 19,388	\$ -
02601739	DMH-ROBERTS BLDG	COLE	JEFFERSON CITY	ADMINISTRATION	OFFICE	19,881	\$ 5.35	42.00	\$ 106,363	\$ -	\$ 96,790	\$ 9,573	\$ -
02601739	DMH-ROBERTS BLDG	COLE	JEFFERSON CITY	DEPT OF MENTAL HEALTH	OFFICE	16,396	\$ 5.35	55.00	\$ 87,719	\$ -	\$ 72,807	\$ 14,912	\$ -
02601739	DMH-ROBERTS BLDG	COLE	JEFFERSON CITY	DIVISION OF MRDD	OFFICE	11,283	\$ 5.35	50.00	\$ 60,364	\$ -	\$ 38,633	\$ 21,731	\$ -
04802702	TEASDALE-8800 E 63 ST	JACKSON	RAYTOWN	DIVISION OF MRDD	OFFICE	1,470	\$ 10.36	7.00	\$ 15,229	\$ -	\$ 9,747	\$ 5,482	\$ -
09600839	NSC-4040 SEVEN HILLS	ST. LOUIS	ST LOUIS	ST LOUIS RC	OFFICE	21,213	\$ 13.79	104.00	\$ 292,527	\$ -	\$ 292,527	\$ -	\$ -
99909602	9900 PAGE	ST. LOUIS	OVERLAND	ST LOUIS RC	OFFICE	7,143	\$ 11.50	42.00	\$ 82,145	\$ -	\$ 82,145	\$ -	\$ -
11501748	WAINWRIGHT	ST. LOUIS	ST. LOUIS	DEPT OF MENTAL HEALTH	OFFICE	27,817	\$ 8.70	97.00	\$ 242,008	\$ -	\$ 162,145	\$ 79,863	\$ -
				<b>Real Estate Services Allocation</b>					\$ 43,072	\$ -	\$ 34,640	\$ 8,181	\$ 251
				<b>NDI-COST TO CONTINUE PAY PLAN</b>					\$ 4,519	\$ -	\$ 3,635	\$ 858	\$ 26
				<b>NDI-MARKET RATE CTC</b>					\$ 5,753	\$ -	\$ 4,628	\$ 1,092	\$ 33
				<b>FY21 Mental Health State Owned Requirement</b>		<b>127,788</b>	<b>\$ 7.90</b>	<b>486.00</b>	<b>\$ 1,063,237</b>	<b>\$ -</b>	<b>\$ 855,090</b>	<b>\$ 201,935</b>	<b>\$ 6,212</b>

**STATE OFFICE BUILDING (STATE-OWNED) FACILITIES FY 2021**

STATE OFFICE BUILDING (STATE-OWNED) FACILITIES											GENERAL REVENUE	FED	OTHER
LEASE ID	STATE FACILITY	COUNTY	CITY	DIVISION	SPACE USE	SQ FT	CPSF	FTE	ANNUAL RENT	ANNUAL SERVICES			
<b>NATURAL RESOURCES</b>													
02601740	DEQ LAB	COLE	JEFFERSON CITY	ENVIRONMENTAL SERVICES	LAB	31,023	8.26	79.00	\$ 256,250	\$ -	\$ 74,311	\$ 84,563	\$ 97,376
02601741	LEWIS & CLARK-1101 RIVERS	COLE	JEFFERSON CITY	DNR	OFFICE	90,357	5.84	275.00	\$ 527,685	\$ -	\$ 132,238	\$ 139,889	\$ 255,558
02601753	CAPITOL BLDG.	COLE	JEFFERSON CITY	STATE PARKS	OFFICE	943	6.27	5.00	\$ 5,913	\$ -	\$ 5,913	\$ -	\$ -
02602248	SURPLUS - RIVERSIDE	COLE	JEFFERSON CITY		OFFICE	21,669	3.33	4.00	\$ 72,158	\$ -	\$ 72,158	\$ -	\$ -
09601163	SSC-7545 S LINDBERGH	ST. LOUIS	ST. LOUIS	DIV ENVIRONMENTAL QUALITY	OFFICE	13,291	18.04	62.00	\$ 239,770	\$ -	\$ 43,159	\$ 21,579	\$ 175,032
				<b>Real Estate Services Allocation</b>					\$ 46,994	\$ -	\$ 13,980	\$ 10,495	\$ 22,519
				<b>NDI-COST TO CONTINUE PAY PLAN</b>					\$ 4,933	\$ -	\$ 1,468	\$ 1,102	\$ 2,363
				<b>NDI-MARKET RATE CTC</b>					\$ 6,280	\$ -	\$ 1,869	\$ 1,402	\$ 3,009
				<b>FY21 Natural Resources State Owned Requirement</b>		<b>157,283</b>	<b>\$ 7.01</b>	<b>425.00</b>	<b>\$ 1,159,983</b>	<b>\$ -</b>	<b>\$ 345,096</b>	<b>\$ 259,030</b>	<b>\$ 555,857</b>
<b>OFFICE OF ADMINISTRATION</b>													
01101759	ST JOSEPH	BUCHANAN	ST. JOSEPH	FACILITIES MGMT, DESIGN & CONST.	OFFICE	1,878	\$ 6.54	3.00	\$ 12,282	\$ -	\$ -	\$ -	\$ 12,282
01101759	ST JOSEPH	BUCHANAN	ST. JOSEPH	INFO TECHNOLOGY SERVICES DIV	OFFICE	347	\$ 6.54	2.00	\$ 2,269	\$ -	\$ 2,269	\$ -	\$ -
01101759	ST JOSEPH	BUCHANAN	ST. JOSEPH	VACANT	OFFICE	1,686	\$ 6.54	-	\$ 11,026	\$ -	\$ 11,026	\$ -	\$ -
02601741	LEWIS & CLARK-1101 RIVERS	COLE	JEFFERSON CITY	INFO TECHNOLOGY SERVICES DIV	OFFICE	460	\$ 5.84	4.00	\$ 2,686	\$ -	\$ 2,686	\$ -	\$ -
02601753	CAPITOL BLDG.	COLE	JEFFERSON CITY	BUDGET AND PLANNING	OFFICE	10,402	\$ 6.27	27.98	\$ 65,221	\$ -	\$ 65,221	\$ -	\$ -
02601753	CAPITOL BLDG.	COLE	JEFFERSON CITY	OA-FMDC/COMMON	OFFICE	50,138	\$ 6.27	-	\$ 314,365	\$ -	\$ 314,365	\$ -	\$ -
02601753	CAPITOL BLDG.	COLE	JEFFERSON CITY	MBO PRESS	OFFICE	4,684	\$ 6.27	-	\$ 29,369	\$ -	\$ 29,369	\$ -	\$ -
02601753	CAPITOL BLDG.	COLE	JEFFERSON CITY	FACILITIES MGMT, DESIGN & CONST.	OFFICE	5,015	\$ 6.27	10.00	\$ 31,444	\$ -	\$ -	\$ -	\$ 31,444
02601753	CAPITOL BLDG.	COLE	JEFFERSON CITY	OA COMMISSIONER	OFFICE	2,950	\$ 6.27	7.49	\$ 18,497	\$ -	\$ 18,497	\$ -	\$ -
02601753	CAPITOL BLDG.	COLE	JEFFERSON CITY	DIV OF GENERAL SERVICES	OFFICE	270	\$ 6.27	-	\$ 1,693	\$ -	\$ 1,693	\$ -	\$ -
02601753	CAPITOL BLDG.	COLE	JEFFERSON CITY	REAL ESTATE SERVICES	CAFETERIA	2,700	\$ 6.27	-	\$ 16,929	\$ -	\$ 16,929	\$ -	\$ -
02601754	JEFFERSON BLDG.	COLE	JEFFERSON CITY	FACILITIES MGMT, DESIGN & CONST	OFFICE	3,536	\$ 5.57	4.00	\$ 19,696	\$ -	\$ -	\$ -	\$ 19,696
02601754	JEFFERSON BLDG.	COLE	JEFFERSON CITY	DIV OF GENERAL SERVICES	OFFICE	1,963	\$ 5.57	1.00	\$ 10,934	\$ -	\$ 10,934	\$ -	\$ -
02601754	JEFFERSON BLDG.	COLE	JEFFERSON CITY	FMDC - VACANT	OFFICE	16,792	\$ 5.57	57.96	\$ 93,531	\$ -	\$ 93,531	\$ -	\$ -
02601755	TRUMAN BLDG.	COLE	JEFFERSON CITY	ACCOUNTING	OFFICE	19,569	\$ 6.49	47.49	\$ 127,003	\$ -	\$ 127,003	\$ -	\$ -
02601755	TRUMAN BLDG.	COLE	JEFFERSON CITY	CHILDREN'S TRUST FUND	OFFICE	3,600	\$ 6.49	4.00	\$ 23,364	\$ -	\$ -	\$ -	\$ 23,364
02601755	TRUMAN BLDG.	COLE	JEFFERSON CITY	CO/SUPPLIER & WORKFORCE DEVELOP	OFFICE	2,086	\$ 6.49	6.48	\$ 13,538	\$ -	\$ 13,538	\$ -	\$ -
02601755	TRUMAN BLDG.	COLE	JEFFERSON CITY	FACILITIES MGMT, DESIGN & CONST.	OFFICE	25,309	\$ 6.49	120.65	\$ 164,255	\$ -	\$ -	\$ -	\$ 164,255
02601755	TRUMAN BLDG.	COLE	JEFFERSON CITY	DIV OF GENERAL SERVICES	OFFICE	14,136	\$ 6.49	25.22	\$ 91,743	\$ -	\$ 91,743	\$ -	\$ -
02601755	TRUMAN BLDG.	COLE	JEFFERSON CITY	INFO TECHNOLOGY SERVICES DIV	OFFICE	129,693	\$ 6.49	578.00	\$ 841,708	\$ -	\$ 841,708	\$ -	\$ -
02601755	TRUMAN BLDG.	COLE	JEFFERSON CITY	GOVERNOR'S COUNCIL ON DISABILITY	OFFICE	3,000	\$ 6.49	2.00	\$ 19,470	\$ -	\$ 19,470	\$ -	\$ -
02601755	TRUMAN BLDG.	COLE	JEFFERSON CITY	COMMISSIONER'S OFFICE	OFFICE	1,342	\$ 6.49	2.00	\$ 8,710	\$ -	\$ 8,710	\$ -	\$ -
02601755	TRUMAN BLDG.	COLE	JEFFERSON CITY	PERSONNEL	OFFICE	27,657	\$ 6.49	51.96	\$ 179,494	\$ -	\$ 179,494	\$ -	\$ -
02601755	TRUMAN BLDG.	COLE	JEFFERSON CITY	PURCHASING	OFFICE	13,350	\$ 6.49	36.49	\$ 86,642	\$ -	\$ 86,642	\$ -	\$ -
02601775	OA GARAGE-705 MO BLVD	COLE	JEFFERSON CITY	GENERAL SERVICES	GARAGE	11,379	\$ 2.92	7.45	\$ 33,227	\$ -	\$ 33,227	\$ -	\$ -
02601776	SIMPSON-709 MO BLVD	COLE	JEFFERSON CITY	FACILITIES MGMT, DESIGN & CONST.	OFFICE	11,907	\$ 2.90	14.98	\$ 34,530	\$ -	\$ -	\$ -	\$ 34,530
02601773	ESB-421 E. DUNKLIN	COLE	JEFFERSON CITY	INFO TECHNOLOGY SERVICES DIV	OFFICE	18,429	\$ 6.14	57.00	\$ 113,154	\$ -	\$ 113,154	\$ -	\$ -
02601773	ESB-421 E. DUNKLIN	COLE	JEFFERSON CITY	FMDC - VACANT	OFFICE	27,168	\$ 6.14	-	\$ 181,941	\$ -	\$ 181,941	\$ -	\$ -
02601774	BROADWAY BLDG.	COLE	JEFFERSON CITY	FACILITIES MGMT, DESIGN & CONST.	OFFICE	622	\$ 5.72	3.00	\$ 3,558	\$ -	\$ -	\$ -	\$ 3,558
02601805	620 ADAMS WAREHOUSE	COLE	JEFFERSON CITY	FACILITIES MGMT, DESIGN & CONST	OFFICE	1,949	\$ 4.36	11.00	\$ 8,498	\$ -	\$ -	\$ -	\$ 8,498
02601837	2846 HIGHWAY 179	COLE	JEFFERSON CITY	DIV OF PURCH & MAT MGMT	WAREHOUSE	18,719	\$ 2.78	-	\$ 52,039	\$ -	\$ 52,039	\$ -	\$ -
02602545	605 HOWARD ST WAREH	COLE	JEFFERSON CITY	FACILITIES MGMT, DESIGN & CONST	STORAGE	1,000	\$ 3.15	-	\$ 3,150	\$ -	\$ -	\$ -	\$ 3,150
02602225	MAUS HOUSE-115 JEFFEF	COLE	JEFFERSON CITY	REAL ESTATE SERVICES	OFFICE	843	\$ 11.60	-	\$ 9,779	\$ -	\$ 9,779	\$ -	\$ -
03901768	LANDERS-149 PARK CENT	GREENE	SPRINGFIELD	FACILITIES MGMT, DESIGN & CONST	OFFICE	6,912	\$ 6.57	5.00	\$ 45,412	\$ -	\$ -	\$ -	\$ 45,412
04801763	FLETCHER DANIELS	JACKSON	KANSAS CITY	FACILITIES MGMT, DESIGN & CONST.	OFFICE	3,955	\$ 7.37	-	\$ 29,148	\$ -	\$ -	\$ -	\$ 29,148
04801763	FLETCHER DANIELS	JACKSON	KANSAS CITY	FMDC - VACANT	OFFICE	5,393	\$ 7.37	-	\$ 64,746	\$ -	\$ 64,746	\$ -	\$ -
04802702	TEASDALE-8800 E 63 ST	JACKSON	RAYTOWN	FMDC - VACANT	OFFICE	4,483	\$ 10.36	-	\$ 71,444	\$ -	\$ 71,444	\$ -	\$ -
04801764	GATEWAY-1410 GENESEE	JACKSON	KANSAS CITY	FACILITIES MGMT, DESIGN & CONST.	OFFICE	227	\$ 11.20	1.00	\$ 2,542	\$ -	\$ -	\$ -	\$ 2,542
04801764	GATEWAY-1410 GENESEE	JACKSON	KANSAS CITY	FMDC - VACANT	OFFICE	629	\$ 11.20	-	\$ 7,045	\$ -	\$ 7,045	\$ -	\$ -
09601163	SSC-7545 S LINDBERGH	ST. LOUIS	ST. LOUIS	FACILITIES MGMT, DESIGN & CONST.	OFFICE	118	\$ 18.04	1.00	\$ 2,129	\$ -	\$ -	\$ -	\$ 2,129
99909602	9900 PAGE	ST. LOUIS	OVERLAND	FACILITIES MGMT, DESIGN & CONST.	OFFICE	191	\$ 11.50	-	\$ 2,197	\$ -	\$ -	\$ -	\$ 2,197

**STATE OFFICE BUILDING (STATE-OWNED) FACILITIES FY 2021**

<b>STATE OFFICE BUILDING (STATE-OWNED) FACILITIES</b>													
<b>LEASE ID</b>	<b>STATE FACILITY</b>	<b>COUNTY</b>	<b>CITY</b>	<b>DIVISION</b>	<b>SPACE USE</b>	<b>SQ FT</b>	<b>CPSF</b>	<b>FTE</b>	<b>ANNUAL RENT</b>	<b>ANNUAL SERVICES</b>	<b>GENERAL REVENUE</b>	<b>FED</b>	<b>OTHER</b>
<b>OFFICE OF ADMINISTRATION (continued)</b>													
11501748	WAINWRIGHT	ST. LOUIS	ST. LOUIS	FACILITIES MGMT, DESIGN & CONST.	OFFICE	2,318	\$ 8.70	10.00	\$ 20,167	\$ -	\$ -	\$ -	20,167
11501748	WAINWRIGHT	ST. LOUIS	ST. LOUIS	REAL ESTATE SERVICES	OFFICE	21,066	\$ 8.70	-	\$ 183,274	\$ -	\$ 183,274	\$ -	-
11501749	PRINCE HALL	ST. LOUIS	ST. LOUIS	FMDC - VACANT	OFFICE	130,197	\$ 6.15	-	\$ 800,712	\$ -	\$ 800,712	\$ -	-
11501749	PRINCE HALL	ST. LOUIS	ST. LOUIS	FACILITIES MGMT, DESIGN & CONST.	OFFICE	649	\$ 6.15	6.00	\$ 3,991	\$ -	\$ -	\$ -	3,991
<b>Real Estate Services Allocation</b>									\$ 164,814	\$ -	\$ 147,482	\$ -	\$ 17,332
<b>NDI-COST TO CONTINUE PAY PLAN</b>									\$	\$ -	\$ 15,479	\$ -	\$ 1,820
<b>NDI-MARKET RATE CTC</b>									\$ 22,025	\$ -	\$ 19,709	\$ -	\$ 2,316
<b>FY21 Office of Administration State Owned Requirement</b>						<b>610,717</b>	<b>\$ 6.32</b>	<b>1,108.15</b>	<b>\$ 4,062,690</b>	<b>\$ -</b>	<b>\$ 3,634,859</b>	<b>\$ -</b>	<b>\$ 427,831</b>
<b>PUBLIC SAFETY</b>													
01101759	ST JOSEPH	BUCHANAN	ST. JOSEPH	VETERANS COMMISSION	OFFICE	906	\$ 6.54	2.00	\$ 5,925	\$ -	\$ -	\$ -	5,925
02601741	LEWIS & CLARK-1101 RIVERS COLE		JEFFERSON CITY	PUBLIC SAFETY	OFFICE	2,172	\$ 5.88	-	\$ 12,771	\$ -	\$ 12,771	\$ -	-
02601741	LEWIS & CLARK-1101 RIVERS COLE		JEFFERSON CITY	OFFICE OF THE DIRECTOR	OFFICE	19,372	\$ 5.84	64.92	\$ 113,132	\$ -	\$ 113,132	\$ -	-
02601753	CAPITOL BLDG.	COLE	JEFFERSON CITY	CAPITOL POLICE	OFFICE	418	\$ 6.27	-	\$ 2,621	\$ -	\$ 2,621	\$ -	-
02601754	JEFFERSON BLDG.	COLE	JEFFERSON CITY	FIRE SAFETY	OFFICE	16,045	\$ 5.57	66.98	\$ 89,371	\$ -	\$ 89,371	\$ -	-
02601754	JEFFERSON BLDG.	COLE	JEFFERSON CITY	VETERANS COMMISSION	OFFICE	16,503	\$ 5.57	24.00	\$ 91,922	\$ -	\$ -	\$ -	91,922
02601755	TRUMAN BLDG.	COLE	JEFFERSON CITY	CAPITOL POLICE	OFFICE	1,194	\$ 6.49	31.00	\$ 7,749	\$ -	\$ 7,749	\$ -	-
02602438	RICHMOND HILL	COLE	JEFFERSON CITY	CAPITOL POLICE	OFFICE	3,730	\$ 6.03	-	\$ 22,492	\$ -	\$ 22,492	\$ -	-
03901769	SPRINGFIELD-WALNUT ST	GREENE	SPRINGFIELD	ALCOHOL & TOBACCO CONTROL T	OFFICE	4,257	\$ 8.16	-	\$ 34,737	\$ -	\$ -	\$ -	34,737
04802702	TEASDALE-63RD ST	JACKSON	RAYTOWN	LIQUOR CONTROL	OFFICE	3,666	\$ 10.36	-	\$ 37,980	\$ -	\$ -	\$ -	37,980
04901771	DED/JOPLIN-730 WALL	JASPER	JOPLIN	VETERANS COMMISSION	OFFICE	316	\$ 5.99	-	\$ 1,893	\$ -	\$ -	\$ -	1,893
06401752	DED/HANNIBAL	MARION	HANNIBAL	VETERANS COMMISSION	OFFICE	206	\$ 5.62	1.00	\$ 1,158	\$ -	\$ -	\$ -	1,158
09601163	SSC-7545 S LINDBERGH	ST. LOUIS	ST. LOUIS	LIQUOR CONTROL	OFFICE	2,147	\$ 18.04	-	\$ 38,732	\$ -	\$ -	\$ -	38,732
<b>Real Estate Services Allocation</b>									\$ 19,638	\$ -	\$ 10,583	\$ -	\$ 9,055
<b>NDI-COST TO CONTINUE PAY PLAN</b>									\$	\$ -	\$ 1,112	\$ -	\$ 951
<b>NDI-MARKET RATE CTC</b>									\$ 2,624	\$ -	\$ 1,414	\$ -	\$ 1,210
<b>FY21 Public Safety State Owned Requirement</b>						<b>70,932</b>	<b>\$ 6.49</b>	<b>189.90</b>	<b>\$ 484,808</b>	<b>\$ -</b>	<b>\$ 261,245</b>	<b>\$ -</b>	<b>\$ 223,563</b>
<b>GAMING COMMISSION</b>													
99909602	9900 PAGE	ST. LOUIS	OVERLAND	GAMING	OFFICE	6,476	\$ 11.50	18.00	\$ 74,474	\$ -	\$ -	\$ -	74,474
<b>Real Estate Services Allocation</b>									\$	\$ 3,177	\$ -	\$ -	\$ 3,177
<b>NDI-COST TO CONTINUE PAY PLAN</b>									\$	\$ 333	\$ -	\$ -	\$ 333
<b>NDI-MARKET RATE CTC</b>									\$	\$ 424	\$ -	\$ -	\$ 424
<b>FY21 Gaming Commission State Owned Requirement</b>						<b>6,476</b>	<b>\$ 11.50</b>	<b>18.00</b>	<b>\$ 78,408</b>	<b>\$ -</b>	<b>\$ -</b>	<b>\$ -</b>	<b>\$ 78,408</b>
<b>HIGHWAY PATROL</b>													
01101759	ST JOSEPH	BUCHANAN	ST. JOSEPH	STATE HIGHWAY PATROL	OFFICE	1,777	\$ 6.54	-	\$ 11,622	\$ -	\$ -	\$ -	11,622
03901768	LANDERS-149 PARK CENTRA	GREENE	SPRINGFIELD	STATE HIGHWAY PATROL	OFFICE	2,465	\$ 6.57	-	\$ 16,195	\$ -	\$ -	\$ -	16,195
04801763	FLETCHER DANIELS	JACKSON	KANSAS CITY	STATE HIGHWAY PATROL	OFFICE	3,378	\$ 7.37	-	\$ 24,896	\$ -	\$ -	\$ -	24,896
04802702	TEASDALE-8800 E 63 ST	JACKSON	RAYTOWN	STATE HIGHWAY PATROL	OFFICE	2,514	\$ 10.36	-	\$ 26,045	\$ -	\$ -	\$ -	26,045
09600991	JENNINGS-8501 LUCAS/HUN	ST. LOUIS	ST. LOUIS	STATE HIGHWAY PATROL	OFFICE	2,858	\$ 18.72	-	\$ 53,502	\$ -	\$ -	\$ -	53,502
11501748	WAINWRIGHT	ST LOUIS	ST LOUIS	STATE HIGHWAY PATROL	OFFICE	620	\$ 8.70	-	\$ 5,394	\$ -	\$ -	\$ -	5,394
11501803	CHOTEAU	ST. LOUIS	ST. LOUIS	STATE HIGHWAY PATROL	OFFICE	2,847	\$ 8.06	-	\$ 22,947	\$ -	\$ -	\$ -	22,947
<b>Real Estate Services Allocation</b>									\$	\$ 6,849	\$ -	\$ -	\$ 6,849
<b>NDI-COST TO CONTINUE PAY PLAN</b>									\$	\$ 719	\$ -	\$ -	\$ 719
<b>NDI-MARKET RATE CTC</b>									\$	\$ 916	\$ -	\$ -	\$ 916
<b>FY21 Highway Patrol State Owned Requirement</b>						<b>16,459</b>	<b>\$ 9.76</b>	<b>-</b>	<b>\$ 169,085</b>	<b>\$ -</b>	<b>\$ -</b>	<b>\$ -</b>	<b>\$ 169,085</b>



STATE OFFICE BUILDING (STATE-OWNED) FACILITIES FY 2021

STATE OFFICE BUILDING (STATE-OWNED) FACILITIES														
LEASE ID	STATE FACILITY	COUNTY	CITY	DIVISION	SPACE USE	SQ FT	CPSF	FTE	ANNUAL RENT	ANNUAL SERVICES	GENERAL REVENUE	FED	OTHER	
<b>REVENUE</b>														
01101759	525 JULES	BUCHANAN	ST JOSEPH	ADMINISTRATION	OFFICE	73	\$ 6.54	1.00	\$ 477	\$ -	\$ 477	\$ -	\$ -	
02601755	TRUMAN BLDG.	COLE	JEFFERSON CITY	ADMINISTRATION	OFFICE	34,062	\$ 6.49	132.95	\$ 221,062	\$ -	\$ 221,062	\$ -	\$ -	
02601755	TRUMAN BLDG.	COLE	JEFFERSON CITY	MOTOR VEHICLE/DRIVER LICENSE	OFFICE	69,512	\$ 6.49	255.98	\$ 451,133	\$ -	\$ 451,133	\$ -	\$ -	
02601755	TRUMAN BLDG.	COLE	JEFFERSON CITY	TAXATION	OFFICE	97,157	\$ 6.49	505.11	\$ 630,549	\$ -	\$ 630,549	\$ -	\$ -	
02601755	TRUMAN BLDG.	COLE	JEFFERSON CITY	LEGAL SERVICES	OFFICE	27,205	\$ 6.49	75.00	\$ 176,560	\$ -	\$ 176,560	\$ -	\$ -	
02601773	ESB-421 E DUNKLIN	COLE	JEFFERSON CITY	STATE TAX COMMISSION	OFFICE	8,000	\$ 6.14	-	\$ 49,120	\$ -	\$ 49,120	\$ -	\$ -	
02602545	605 HOWARD ST WAREHOU	COLE	JEFFERSON CITY	ADMINISTRATION	STORAGE	19,473	\$ 3.15	3.00	\$ 61,340	\$ -	\$ 61,340	\$ -	\$ -	
03901768	LANDERS-149 PARK CENTRA	GREENE	SPRINGFIELD	LEGAL SERVICES	OFFICE	1,938	\$ 6.57	7.00	\$ 12,733	\$ -	\$ 12,733	\$ -	\$ -	
03901768	LANDERS-149 PARK CENTRA	GREENE	SPRINGFIELD	DIV OF TAXATION	OFFICE	5,447	\$ 6.57	23.98	\$ 35,787	\$ -	\$ 35,787	\$ -	\$ -	
04801763	FLETCHER DANIELS	JACKSON	KANSAS CITY	LEGAL SERVICES	OFFICE	4,859	\$ 7.37	13.00	\$ 35,811	\$ -	\$ 35,811	\$ -	\$ -	
04801763	FLETCHER DANIELS	JACKSON	KANSAS CITY	DIV OF TAXATION	OFFICE	9,910	\$ 7.37	37.00	\$ 73,037	\$ -	\$ 73,037	\$ -	\$ -	
11501748	WAINWRIGHT	ST. LOUIS	ST. LOUIS	LEGAL SERVICES	OFFICE	4,467	\$ 8.70	7.00	\$ 38,863	\$ -	\$ 38,863	\$ -	\$ -	
<b>Real Estate Services Allocation</b>										\$ 76,196	\$ -	\$ 76,196	\$ -	\$ -
<b>NDI-COST TO CONTINUE PAY PLAN</b>										\$ 7,997	\$ -	\$ 7,997	\$ -	\$ -
<b>NDI-MARKET RATE CTC</b>										\$ 10,181	\$ -	\$ 10,181	\$ -	\$ -
<b>FY21 Revenue State Owned Requirement</b>						<b>282,103</b>	<b>\$ 6.67</b>	<b>1,061.02</b>	<b>\$ 1,880,846</b>	<b>\$ -</b>	<b>\$ 1,880,846</b>	<b>\$ -</b>	<b>\$ -</b>	
<b>SECRETARY OF STATE</b>														
02601753	CAPITOL BLDG.	COLE	JEFFERSON CITY	SECRETARYOF STATE	OFFICE	2,617	\$ 6.27	1.75	\$ 16,409	\$ -	\$ 16,409	\$ -	\$ -	
02601761	KIRKPATRICK	COLE	JEFFERSON CITY	EXECUTIVE SERVICES	OFFICE	4,959	\$ 5.60	10.00	\$ 27,770	\$ -	\$ 27,770	\$ -	\$ -	
02601761	KIRKPATRICK	COLE	JEFFERSON CITY	ELECTIONS	OFFICE	2,683	\$ 5.60	8.25	\$ 15,025	\$ -	\$ 15,025	\$ -	\$ -	
02601761	KIRKPATRICK	COLE	JEFFERSON CITY	SECURITIES	OFFICE	6,624	\$ 5.60	20.50	\$ 37,094	\$ -	\$ 15,556	\$ -	\$ 21,538	
02601761	KIRKPATRICK	COLE	JEFFERSON CITY	BUSINESS SERVICES	OFFICE	9,614	\$ 5.60	34.24	\$ 53,838	\$ -	\$ 53,838	\$ -	\$ -	
02601761	KIRKPATRICK	COLE	JEFFERSON CITY	INFORMATION TECHNOLOGY SVC	OFFICE	4,669	\$ 5.60	16.50	\$ 26,146	\$ -	\$ 15,137	\$ -	\$ 11,009	
02601761	KIRKPATRICK	COLE	JEFFERSON CITY	WOLFNER LIBRARY	OFFICE	15,868	\$ 5.60	23.75	\$ 88,861	\$ -	\$ 88,861	\$ -	\$ -	
02601761	KIRKPATRICK	COLE	JEFFERSON CITY	ARCHIVES	OFFICE	27,494	\$ 5.60	17.73	\$ 153,966	\$ -	\$ 153,966	\$ -	\$ -	
02601761	KIRKPATRICK	COLE	JEFFERSON CITY	RECORDS MANAGEMENT	OFFICE	65,303	\$ 5.60	21.00	\$ 365,697	\$ -	\$ 365,697	\$ -	\$ -	
02601761	KIRKPATRICK	COLE	JEFFERSON CITY	LOCAL RECORDS	OFFICE	946	\$ 5.60	16.00	\$ 5,298	\$ -	\$ -	\$ -	\$ 5,298	
02601761	KIRKPATRICK	COLE	JEFFERSON CITY	LIBRARY ADMINISTRATION	OFFICE	369	\$ 5.60	1.00	\$ 2,066	\$ -	\$ 2,066	\$ -	\$ -	
02601761	KIRKPATRICK	COLE	JEFFERSON CITY	LIBRARY DEVELOPMENT	OFFICE	4,369	\$ 5.60	9.25	\$ 24,466	\$ -	\$ 24,466	\$ -	\$ -	
02601761	KIRKPATRICK	COLE	JEFFERSON CITY	LIBRARY REFERENCES	OFFICE	11,754	\$ 5.60	7.00	\$ 65,822	\$ -	\$ 65,822	\$ -	\$ -	
02601761	KIRKPATRICK	COLE	JEFFERSON CITY	AD RULES & LEGAL SERVICES	OFFICE	3,051	\$ 5.60	6.00	\$ 17,086	\$ -	\$ 17,086	\$ -	\$ -	
02601761	KIRKPATRICK	COLE	JEFFERSON CITY	FISCAL/HUMAN RESOURCES	OFFICE	2,569	\$ 5.60	9.25	\$ 14,386	\$ -	\$ 14,386	\$ -	\$ -	
02601761	KIRKPATRICK	COLE	JEFFERSON CITY	CENTRAL SERVICES	OFFICE	4,664	\$ 5.60	3.00	\$ 26,118	\$ -	\$ 26,118	\$ -	\$ -	
02601761	KIRKPATRICK	COLE	JEFFERSON CITY	PUBLICATIONS	OFFICE	1,748	\$ 5.60	3.00	\$ 9,789	\$ -	\$ 9,789	\$ -	\$ -	
03901768	LANDERS-149 PARK CENTRA	GREENE	SPRINGFIELD	SECRETARY OF STATE	OFFICE	1,992	\$ 6.57	3.00	\$ 13,087	\$ -	\$ 13,087	\$ -	\$ -	
04801763	FLETCHER DANIELS	JACKSON	KANSAS CITY	BUSINESS SERVICES	OFFICE	1,477	\$ 7.37	-	\$ 10,885	\$ -	\$ 10,885	\$ -	\$ -	
<b>Real Estate Services Allocation</b>										\$ 41,535	\$ -	\$ 39,919	\$ -	\$ 1,616
<b>NDI-COST TO CONTINUE PAY PLAN</b>										\$ 4,359	\$ -	\$ 4,190	\$ -	\$ 169
<b>NDI-MARKET RATE CTC</b>										\$ 5,550	\$ -	\$ 5,334	\$ -	\$ 216
<b>FY21 Secretary of State State Owned Requirement</b>						<b>172,770</b>	<b>\$ 5.64</b>	<b>211.22</b>	<b>\$ 1,025,253</b>	<b>\$ -</b>	<b>\$ 985,407</b>	<b>\$ -</b>	<b>\$ 39,846</b>	

STATE OFFICE BUILDING (STATE-OWNED) FACILITIES FY 2021

STATE OFFICE BUILDING (STATE-OWNED) FACILITIES													
LEASE ID	STATE FACILITY	COUNTY	CITY	DIVISION	SPACE USE	SQ FT	CPSF	FTE	ANNUAL RENT	ANNUAL SERVICES	GENERAL REVENUE	FED	OTHER
<b>SOCIAL SERVICES</b>													
01101759	ST JOSEPH	BUCHANAN	ST. JOSEPH	FSD-CD NORTHWEST REGION	OFFICE	7,985	\$ 6.54	40.00	\$ 52,222	\$ -	\$ 44,911	\$ 7,311	\$ -
01101759	ST JOSEPH	BUCHANAN	ST. JOSEPH	FSD-IM NORTHWEST REGION	OFFICE	14,914	\$ 6.54	51.00	\$ 97,538	\$ -	\$ 83,883	\$ 13,655	\$ -
02601738	HOWERTON	COLE	JEFFERSON CITY	FAMILY SUPPORT DIVISION	OFFICE	35,350	\$ 5.80	163.00	\$ 205,030	\$ -	\$ 176,326	\$ 28,704	\$ -
02601738	HOWERTON	COLE	JEFFERSON CITY	DFAS DIV FINANCE & ADMIN	OFFICE	8,228	\$ 5.80	62.00	\$ 47,722	\$ -	\$ 41,041	\$ 6,681	\$ -
02601738	HOWERTON	COLE	JEFFERSON CITY	MO HEALTH NET DIVISION	OFFICE	44,654	\$ 5.80	185.00	\$ 258,993	\$ -	\$ 222,734	\$ 19,797	\$ 16,462
02601754	JEFFERSON BLDG.	COLE	JEFFERSON CITY	INFORMATION SERVICES	OFFICE	17,914	\$ 5.57	50.00	\$ 99,781	\$ -	\$ 85,812	\$ 13,969	\$ -
02601754	JEFFERSON BLDG.	COLE	JEFFERSON CITY	FSD-CS NORTHEAST REGION	OFFICE	23,878	\$ 5.57	45.00	\$ 133,000	\$ -	\$ 114,380	\$ 18,620	\$ -
02601754	JEFFERSON BLDG.	COLE	JEFFERSON CITY	CHILDREN'S DIVISION	OFFICE	18,141	\$ 5.57	112.00	\$ 101,045	\$ -	\$ 86,899	\$ 14,146	\$ -
02601754	JEFFERSON BLDG.	COLE	JEFFERSON CITY	MO MEDICAID AUDIT & COMPLIANCE	OFFICE	16,274	\$ 5.57	64.00	\$ 90,646	\$ -	\$ 77,956	\$ 12,690	\$ -
02601755	TRUMAN BLDG.	COLE	JEFFERSON CITY	OFFICE OF DIRECTOR	OFFICE	5,726	\$ 6.49	14.00	\$ 37,162	\$ -	\$ 31,959	\$ 5,203	\$ -
02601774	BROADWAY BLDG.	COLE	JEFFERSON CITY	LEGAL SERVICES	OFFICE	9,048	\$ 5.72	14.00	\$ 51,755	\$ -	\$ 44,509	\$ 7,246	\$ -
02601774	BROADWAY BLDG.	COLE	JEFFERSON CITY	OFFICE OF DIRECTOR	OFFICE	11,500	\$ 5.72	23.00	\$ 65,780	\$ -	\$ 56,571	\$ 9,209	\$ -
02601774	BROADWAY BLDG.	COLE	JEFFERSON CITY	DFAS DIV FINANCE & ADMIN	OFFICE	14,115	\$ 5.72	34.00	\$ 80,738	\$ -	\$ 69,435	\$ 11,303	\$ -
03901767	PENNEYS BLDG.	GREENE	SPRINGFIELD	FSD-IM SOUTHWEST REGION	OFFICE	25,451	\$ 6.87	54.00	\$ 174,848	\$ -	\$ 150,369	\$ 24,479	\$ -
03901768	LANDERS - 149 PARK CENTR	GREENE	SPRINGFIELD	CHILDREN'S DIVISION	OFFICE	27,709	\$ 6.57	124.00	\$ 182,048	\$ -	\$ 156,561	\$ 25,487	\$ -
03901768	LANDERS - 149 PARK CEN	GREENE	SPRINGFIELD	FSD REHAB SERVICES FOR BLIND	OFFICE	3,108	\$ 6.57	102.00	\$ 20,420	\$ -	\$ 17,561	\$ 2,859	\$ -
03901768	LANDERS - 149 PARK CENTR	GREENE	SPRINGFIELD	DIVISION OF LEGAL SERVICES	OFFICE	2,867	\$ 6.57	12.00	\$ 18,836	\$ -	\$ 16,199	\$ 2,637	\$ -
04801763	FLETCHER DANIELS	JACKSON	KANSAS CITY	CHILDREN'S DIVISION	OFFICE	45,224	\$ 7.37	8.00	\$ 333,301	\$ -	\$ 286,639	\$ 46,662	\$ -
04801763	FLETCHER DANIELS	JACKSON	KANSAS CITY	FSD REHAB SERVICES FOR BLIND	OFFICE	4,932	\$ 7.37	152.00	\$ 36,349	\$ -	\$ 31,260	\$ 5,089	\$ -
04801763	FLETCHER DANIELS	JACKSON	KANSAS CITY	FSD CS KANSAS CITY REGION	OFFICE	8,898	\$ 7.37	-	\$ 65,578	\$ -	\$ 56,397	\$ 9,181	\$ -
04801763	FLETCHER DANIELS	JACKSON	KANSAS CITY	FSD IM KANSAS CITY REGION	OFFICE	53,796	\$ 7.37	105.00	\$ 396,477	\$ -	\$ 340,970	\$ 55,507	\$ -
04801764	GATEWAY-1410 GENESEE	JACKSON	KANSAS CITY	DIVISION OF YOUTH SERVICES	OFFICE	14,111	\$ 11.20	16.00	\$ 158,043	\$ -	\$ 135,917	\$ 20,099	\$ 2,027
04802702	TEASDALE-8800 E 63 ST	JACKSON	RAYTOWN	FAMILY SUPPORT DIVISION	OFFICE	2,222	\$ 10.36	-	\$ 23,020	\$ -	\$ 19,797	\$ 3,223	\$ -
04802702	TEASDALE-8800 E 63 ST	JACKSON	RAYTOWN	DIVISION OF LEGAL SERVICES	OFFICE	9,027	\$ 10.36	105.00	\$ 93,520	\$ -	\$ 80,427	\$ 13,093	\$ -
04802702	TEASDALE-8800 E 63 ST	JACKSON	RAYTOWN	CHILDREN'S DIVISION	OFFICE	11,892	\$ 10.36	23.00	\$ 123,201	\$ -	\$ 105,953	\$ 17,248	\$ -
04802702	TEASDALE-8800 E 63 ST	JACKSON	RAYTOWN	DFAS DIV FINANCE & ADMIN	OFFICE	518	\$ 10.36	2.00	\$ 5,366	\$ -	\$ 4,615	\$ 751	\$ -
99909602	9900 PAGE	ST. LOUIS	OVERLAND	YOUTH SERVICES	OFFICE	3,186	\$ 11.50	23.00	\$ 36,639	\$ -	\$ 31,510	\$ 3,687	\$ 1,442
99909602	9900 PAGE	ST. LOUIS	OVERLAND	CHILDREN'S DIVISION	OFFICE	19,588	\$ 11.50	14.00	\$ 225,262	\$ -	\$ 193,725	\$ 31,537	\$ -
99909602	9900 PAGE	ST. LOUIS	OVERLAND	FSD REHAB SERVICES FOR BLIND	OFFICE	4,564	\$ 11.50	84.00	\$ 52,486	\$ -	\$ 45,138	\$ 7,348	\$ -
99909602	9900 PAGE	ST. LOUIS	OVERLAND	FSD-CS ST LOUIS REGION	OFFICE	7,851	\$ 11.50	-	\$ 90,287	\$ -	\$ 77,647	\$ 12,640	\$ -
99909602	9900 PAGE	ST. LOUIS	OVERLAND	FSD-IM ST LOUIS REGION	OFFICE	34,173	\$ 11.50	-	\$ 392,990	\$ -	\$ 337,971	\$ 55,019	\$ -
09600839	NSC-4040 SEVEN HILLS	ST. LOUIS	ST. LOUIS	FSD-CS ST LOUIS REGION	OFFICE	10,255	\$ 13.79	112.00	\$ 141,416	\$ -	\$ 121,618	\$ 19,798	\$ -
09600839	NSC-4040 SEVEN HILLS	ST. LOUIS	ST. LOUIS	FSD-IM ST LOUIS REGION	OFFICE	6,149	\$ 13.79	3.00	\$ 84,795	\$ -	\$ 72,924	\$ 11,871	\$ -
09601163	SSC-7545 S LINDBERGH	ST. LOUIS	ST. LOUIS	CHILDREN'S DIVISION	OFFICE	8,479	\$ 18.04	33.00	\$ 152,961	\$ -	\$ 131,546	\$ 21,415	\$ -
09601163	SSC-7545 S LINDBERGH	ST. LOUIS	ST. LOUIS	FSD-IM ST LOUIS REGION	OFFICE	3,678	\$ 18.04	10.00	\$ 66,351	\$ -	\$ 57,062	\$ 9,289	\$ -
09600991	JENNINGS-8501 LUCAS/HUN	ST. LOUIS	ST. LOUIS	FSD-IM ST LOUIS REGION	OFFICE	16,608	\$ 12.17	15.00	\$ 202,119	\$ -	\$ 173,822	\$ 28,297	\$ -
09600991	JENNINGS-8501 LUCAS/HUN	ST. LOUIS	ST. LOUIS	CHILDREN'S DIVISION	OFFICE	10,215	\$ 12.17	55.00	\$ 124,317	\$ -	\$ 106,913	\$ 17,404	\$ -
09600991	JENNINGS-8501 LUCAS/HUN	ST. LOUIS	ST. LOUIS	LEGAL SERVICES	OFFICE	2,800	\$ 12.17	34.00	\$ 34,076	\$ -	\$ 29,305	\$ 4,771	\$ -
11501748	WAINWRIGHT	ST. LOUIS	ST. LOUIS	FSD CS ST LOUIS REGION	OFFICE	36,062	\$ 8.70	9.00	\$ 313,739	\$ -	\$ 269,816	\$ 43,923	\$ -
11501748	WAINWRIGHT	ST. LOUIS	ST. LOUIS	CHILDREN'S DIVISION	OFFICE	33,561	\$ 8.70	59.00	\$ 291,981	\$ -	\$ 251,104	\$ 40,877	\$ -
11501748	WAINWRIGHT	ST. LOUIS	ST. LOUIS	YOUTH SERVICES	OFFICE	4,376	\$ 8.70	86.00	\$ 38,071	\$ -	\$ 32,741	\$ 3,742	\$ 1,588
11501748	WAINWRIGHT	ST. LOUIS	ST. LOUIS	LEGAL SERVICES	OFFICE	5,874	\$ 8.70	11.00	\$ 51,104	\$ -	\$ 43,949	\$ 7,155	\$ -
11501803	CHOTEAU	ST. LOUIS	ST. LOUIS	FSD- IM ST LOUIS REGION	OFFICE	48,597	\$ 8.06	14.00	\$ 391,692	\$ -	\$ 336,855	\$ 54,837	\$ -
<b>Real Estate Services Allocation</b>									\$ 240,670	\$ -	\$ 206,976	\$ 32,777	\$ 917
<b>NDI-COST TO CONTINUE PAY PLAN</b>									\$ 25,258	\$ -	\$ 21,723	\$ 3,440	\$ 95
<b>NDI-MARKET RATE CTC</b>									\$ 32,160	\$ -	\$ 27,658	\$ 4,380	\$ 122
<b>FY21 Social Services State Owned Requirement</b>						<b>693,498</b>	<b>\$ 8.14</b>	<b>2,132.00</b>	<b>\$ 5,940,793</b>	<b>\$ -</b>	<b>\$ 5,109,084</b>	<b>\$ 809,056</b>	<b>\$ 22,653</b>

STATE OFFICE BUILDING (STATE-OWNED) FACILITIES FY 2021

STATE OFFICE BUILDING (STATE-OWNED) FACILITIES														
LEASE ID	STATE FACILITY	COUNTY	CITY	DIVISION	SPACE USE	SQ FT	CPSF	FTE	ANNUAL RENT	ANNUAL SERVICES	GENERAL REVENUE	FED	OTHER	
<b>TREASURER</b>														
02601753	CAPITOL BLDG.	COLE	JEFFERSON CITY	STATE TREASURER	OFFICE	2,930	\$ 6.27	6.00	\$ 18,371	\$ -	\$ -	\$ -	\$ 18,371	
02601755	TRUMAN BLDG.	COLE	JEFFERSON CITY	STATE TREASURER	OFFICE	24,240	\$ 6.49	41.00	\$ 157,318	\$ -	\$ -	\$ -	\$ 157,318	
				<b>Real Estate Services Allocation</b>					\$ 7,494	\$ -	\$ -	\$ -	\$ 7,494	
				<b>NDI-COST TO CONTINUE PAY PLAN</b>					\$ 787	\$ -	\$ -	\$ -	\$ 787	
				<b>NDI-MARKET RATE CTC</b>					\$ 1,001	\$ -	\$ -	\$ -	\$ 1,001	
				<b>FY21 Treasurer State Owned Requirement</b>		<b>27,170</b>	<b>\$ 6.47</b>	<b>47.00</b>	<b>\$ 184,971</b>	<b>\$ -</b>	<b>\$ -</b>	<b>\$ -</b>	<b>\$ 184,971</b>	
				<b>TOTAL FY21 GOVERNOR RECOMMENDS STATE OWNED REQUIREMENT</b>		<b>3,755,987</b>			<b>9,299.60</b>	<b>\$ 28,906,585</b>	<b>\$ -</b>	<b>\$ 19,183,044</b>	<b>\$ 5,781,693</b>	<b>\$ 3,941,848</b>
				<b>FY20 APPROPRIATION - STATE OWNED</b>					<b>\$ 28,736,971</b>		<b>\$ 18,997,575</b>	<b>\$ 5,727,082</b>	<b>\$ 4,012,314</b>	
				<b>Core Reallocations</b>					<b>\$ (109,829)</b>		<b>\$ -</b>	<b>\$ (1,268)</b>	<b>\$ (108,561)</b>	
				<b>NDI-COST TO CONTINUE PAY PLAN</b>					<b>\$ 122,933</b>		<b>\$ 81,590</b>	<b>\$ 24,582</b>	<b>\$ 16,761</b>	
				<b>NDI-MARKET RATE CTC</b>					<b>\$ 156,510</b>		<b>\$ 103,879</b>	<b>\$ 31,297</b>	<b>\$ 21,334</b>	
				<b>TOTAL FY21 GOVERNOR RECOMMENDS STATE OWNED REQUIREMENT</b>					<b>\$ 28,906,585</b>	<b>\$ -</b>	<b>\$ 19,183,044</b>	<b>\$ 5,781,693</b>	<b>\$ 3,941,848</b>	

AGENCY PROGRAM (INSTITUTIONAL) FACILITIES FY 2021

INSTITUTIONAL FACILITIES											
STATE FACILITY	CITY	DIVISION	SPACE USE	SQ FT	CPSF	FTE	ANNUAL RENT	ANNUAL SERVICES	GENERAL REVENUE	FED	OTHER
<b>ELEMENTARY &amp; SECONDARY EDUCATION</b>											
DFMDC-SCHOOL FOR DEAF (FULTON)				306,431	\$ 4.27	\$	1,309,432	\$ -	\$ 1,309,432	\$ -	\$ -
DFMDC-SCHOOL FOR BLIND (ST L)				323,225	\$ 2.76	\$	892,564	\$ -	\$ 892,564	\$ -	\$ -
B W SHEPERD SS-KC				26,696	\$ 2.38	\$	63,482	\$ -	\$ 63,482	\$ -	\$ -
BRIARWOOD SS-HARRISONVILLE				5,292	\$ 3.60	\$	19,045	\$ -	\$ 19,045	\$ -	\$ -
D M THOMPSON SS TRAILS WEST-KC				32,884	\$ 4.47	\$	146,856	\$ -	\$ 146,856	\$ -	\$ -
DELMAR COBBLE SS-COLUMBIA				12,296	\$ 4.10	\$	50,363	\$ -	\$ 50,363	\$ -	\$ -
E W THOMPSON SS-SEDALIA				15,482	\$ 4.76	\$	73,640	\$ -	\$ 73,640	\$ -	\$ -
HELEN M DAVIS SS-ST JOE				21,432	\$ 3.28	\$	70,254	\$ -	\$ 70,254	\$ -	\$ -
HIGGINSVILLE SS-ROLLING MEADOWS				20,253	\$ 2.88	\$	58,404	\$ -	\$ 58,404	\$ -	\$ -
KENNETH KIRCHNER SS-JC				10,826	\$ 3.13	\$	33,857	\$ -	\$ 33,857	\$ -	\$ -
LAKEVIEW WOODS SS-KC				30,834	\$ 3.50	\$	107,920	\$ -	\$ 107,920	\$ -	\$ -
MAPLE VALLEY SS-KC				30,552	\$ 4.11	\$	125,695	\$ -	\$ 125,695	\$ -	\$ -
MARSHALL SCHOOL-PRAIRIE VIEWKC				10,027	\$ 6.75	\$	67,715	\$ -	\$ 67,715	\$ -	\$ -
VERELLE PENISTON SS-CHILLICOTHE				7,120	\$ 3.86	\$	27,509	\$ -	\$ 27,509	\$ -	\$ -
COLLEGE VIEW SS-JOPLIN				26,422	\$ 3.97	\$	104,958	\$ -	\$ 104,958	\$ -	\$ -
CURRENT RIVER SS-DONIPHAN				3,584	\$ 4.37	\$	15,659	\$ -	\$ 15,659	\$ -	\$ -
GREENE VALLEY SS-SPRINGFIELD				31,915	\$ 4.24	\$	135,429	\$ -	\$ 135,429	\$ -	\$ -
NEVADA SS CEDAR RIDGE-JOPLIN				12,146	\$ 3.14	\$	38,089	\$ -	\$ 38,089	\$ -	\$ -
NEW DAWN SS-SIKESTON				13,844	\$ 3.49	\$	48,247	\$ -	\$ 48,247	\$ -	\$ -
OAKVIEW SS-MONETT				10,948	\$ 4.68	\$	51,209	\$ -	\$ 51,209	\$ -	\$ -
PARKVIEW SS-CAPE GIRARDEAU				15,860	\$ 5.87	\$	93,108	\$ -	\$ 93,108	\$ -	\$ -
SHADY GROVE SS-POPLAR BLUFF				18,196	\$ 4.51	\$	82,104	\$ -	\$ 82,104	\$ -	\$ -
AUTUMN HILL SS-UNION				12,300	\$ 3.92	\$	48,247	\$ -	\$ 48,247	\$ -	\$ -
B W ROBINSON SS-ROLLA				10,495	\$ 4.03	\$	42,322	\$ -	\$ 42,322	\$ -	\$ -
BOONSLICK SS-ST PETERS				26,530	\$ 3.65	\$	96,917	\$ -	\$ 96,917	\$ -	\$ -
CITADEL SS-POTOSI				2,335	\$ 3.44	\$	8,041	\$ -	\$ 8,041	\$ -	\$ -
GATEWAY SS-ST LOUIS				55,601	\$ 3.24	\$	180,290	\$ -	\$ 180,290	\$ -	\$ -
LILLIAN SCHAPER SS-BOWLING GREEN				3,801	\$ 5.79	\$	22,007	\$ -	\$ 22,007	\$ -	\$ -
MAPAVILLE SS-MAPAVILLE				25,452	\$ 3.79	\$	96,493	\$ -	\$ 96,493	\$ -	\$ -
MISSISSIPPI VALLEY SS-HANNIBAL				36,080	\$ 2.86	\$	103,265	\$ -	\$ 103,265	\$ -	\$ -
SPECIAL ACRES SS-PARK HILL				4,994	\$ 3.81	\$	19,045	\$ -	\$ 19,045	\$ -	\$ -
			<b>NDI-COST TO CONTINUE PAY PLAN</b>				\$ 22,164	\$ -	\$ 22,164	\$ -	\$ -
			<b>NDI-MARKET RATE CTC</b>				\$ 62,570	\$ -	\$ 62,570	\$ -	\$ -
			<b>FY21 Elem. &amp; Secondary Education Institutional Requirement</b>	<b>1,163,853</b>	<b>\$ 3.71</b>	<b>\$</b>	<b>4,316,900</b>	<b>\$ -</b>	<b>\$ 4,316,900</b>	<b>\$ -</b>	<b>\$ -</b>
<b>HEALTH &amp; SENIOR SERVICES</b>											
00102725		DMH-KIRKSVILLE REGIONAL OFFICE		3,063	\$ 5.89	\$	14,733	\$ -	\$ 6,834	\$ 7,899	\$ -
06402420		DMH-HANNIBAL REGIONAL OFFICE		470	\$ 11.09	\$	5,391	\$ -	\$ 2,501	\$ 2,890	\$ -
			<b>FY21 Health &amp; Senior Services Institutional Requirement</b>	<b>3,533</b>	<b>\$ 5.70</b>	<b>\$</b>	<b>20,124</b>	<b>\$ -</b>	<b>\$ 9,335</b>	<b>\$ 10,789</b>	<b>\$ -</b>
<b>MENTAL HEALTH</b>											
FULTON STATE HOSPITAL-DBH				769,911	\$ 6.94	\$	5,339,389	\$ -	\$ 5,339,389	\$ -	\$ -
HAWTHORN CHILDRENS PSYCH HOSP-STL-DBH				67,564	\$ 11.78	\$	796,227	\$ -	\$ 796,227	\$ -	\$ -
METRO ST L PSYCHIATRIC CTR-DBH				159,594	\$ 7.81	\$	1,246,723	\$ -	\$ 1,246,723	\$ -	\$ -
SEMO-SORTS - FARMINGTON-DBH				79,817	\$ 8.14	\$	649,553	\$ -	\$ 649,553	\$ -	\$ -
NW MO PSYCHIATRIC REHAB CTR-ST JOE-DBH				151,234	\$ 7.15	\$	1,081,192	\$ -	\$ 1,081,192	\$ -	\$ -
SEMO APS - FARMINGTON-DBH				174,826	\$ 7.32	\$	1,280,248	\$ -	\$ 1,280,248	\$ -	\$ -
ST LOUIS PSYCHIATRIC REHAB-DBH				374,474	\$ 5.08	\$	1,900,467	\$ -	\$ 1,900,467	\$ -	\$ -
CENTER FOR BEHAVIORAL MEDICINE-DBH				296,704	\$ 6.01	\$	1,783,128	\$ -	\$ 1,783,128	\$ -	\$ -
BELLEFONTAINE HAB CTR-DD				415,045	\$ 4.35	\$	1,804,082	\$ -	\$ 1,804,082	\$ -	\$ -
HIGGINSVILLE HAB CTR-DD				220,608	\$ 8.12	\$	1,791,510	\$ -	\$ 1,791,510	\$ -	\$ -
NEVADA HAB CTR-DD				225,501	\$ 0.32	\$	71,241	\$ -	\$ 71,241	\$ -	\$ -
ALBANY REGIONAL OFFICE-DD				13,286	\$ 6.62	\$	88,004	\$ -	\$ 88,004	\$ -	\$ -
HANNIBAL REGIONAL OFFICE-DD				18,124	\$ 9.25	\$	167,627	\$ -	\$ 167,627	\$ -	\$ -

AGENCY PROGRAM (INSTITUTIONAL) FACILITIES FY 2021

INSTITUTIONAL FACILITIES											
STATE FACILITY	CITY	DIVISION	SPACE USE	SQ FT	CPSF	FTE	ANNUAL RENT	ANNUAL SERVICES	GENERAL REVENUE	FED	OTHER
<b>MENTAL HEALTH (continued)</b>											
JOPLIN REGIONAL OFFICE-DD				3,183	\$ 13.99	\$	224,201	\$ -	\$ 224,201	\$ -	\$ -
KANSAS CITY REGIONAL OFFICE-DD				27,398	\$ 7.27	\$	199,057	\$ -	\$ 199,057	\$ -	\$ -
KIRKSVILLE REGIONAL OFFICE-DD				18,666	\$ 5.95	\$	111,053	\$ -	\$ 111,053	\$ -	\$ -
POPLAR BLUFF REGIONAL OFFICE-DD				46,302	\$ 8.78	\$	406,495	\$ -	\$ 406,495	\$ -	\$ -
ROLLA REGIONAL OFFICE-DD				18,994	\$ 8.27	\$	157,150	\$ -	\$ 157,150	\$ -	\$ -
SIKESTON REGIONAL OFFICE-DD				40,568	\$ 9.92	\$	402,304	\$ -	\$ 402,304	\$ -	\$ -
SPRINGFIELD REGIONAL OFFICE-DD				21,416	\$ 8.02	\$	171,817	\$ -	\$ 171,817	\$ -	\$ -
ST LOUIS DDTTC-DD				224,303	\$ 5.63	\$	1,263,486	\$ -	\$ 1,263,486	\$ -	\$ -
			<b>NDI-COST TO CONTINUE PAY PLAN</b>				<b>\$ 130,679</b>	<b>\$ -</b>	<b>\$ 130,679</b>	<b>\$ -</b>	<b>\$ -</b>
			<b>NDI-MARKET RATE CTC</b>				<b>\$ 331,281</b>	<b>\$ -</b>	<b>\$ 331,281</b>	<b>\$ -</b>	<b>\$ -</b>
			<b>FY21 Mental Health Institutional Requirement</b>	<b>3,367,518</b>	<b>\$ 6.35</b>	<b>\$</b>	<b>\$ 21,396,914</b>	<b>\$ -</b>	<b>\$ 21,396,914</b>	<b>\$ -</b>	<b>\$ -</b>
	<b>0</b>			<b>0</b>	<b>\$ -</b>	<b>\$</b>	<b>\$ -</b>	<b>\$ -</b>	<b>\$ -</b>	<b>\$ -</b>	<b>\$ -</b>
<b>HIGHWAY PATROL</b>											
GENERAL HEADQUARTERS-JC				218,928	\$ 3.70	\$	810,284	\$ -	\$ 188,787	\$ -	\$ 621,497
TROOP A HQS - LEES SUMMIT				31,834	\$ 4.14	\$	131,886	\$ -	\$ 30,728	\$ -	\$ 101,158
TROOP B HQS - MACON				15,074	\$ 5.00	\$	75,369	\$ -	\$ 17,560	\$ -	\$ 57,809
TROOP C HQS - WELDON SPRINGS				54,805	\$ 4.42	\$	242,504	\$ -	\$ 56,500	\$ -	\$ 186,004
TROOP D HQS - SPRINGFIELD				27,099	\$ 3.91	\$	105,946	\$ -	\$ 24,684	\$ -	\$ 81,262
TROOP E HQS - POPLAR BLUFF				18,237	\$ 5.86	\$	106,801	\$ -	\$ 24,883	\$ -	\$ 81,918
TROOP F HQS - JEFFERSON CITY				68,834	\$ 2.58	\$	177,432	\$ -	\$ 41,339	\$ -	\$ 136,093
TROOP G HQS - WILLOW SPRINGS				16,610	\$ 9.58	\$	159,147	\$ -	\$ 37,079	\$ -	\$ 122,068
TROOP H HQS - ST JOSEPH				19,901	\$ 7.41	\$	147,470	\$ -	\$ 34,359	\$ -	\$ 113,111
TROOP I HQS - ROLLA				21,864	\$ 2.74	\$	59,982	\$ -	\$ 13,975	\$ -	\$ 46,007
CRIME LAB-SPRINGFIELD				30,000	\$ 6.47	\$	194,213	\$ -	\$ 45,249	\$ -	\$ 148,964
CRIME LAB-CARTHAGE				8,000	\$ 5.46	\$	43,682	\$ -	\$ 10,177	\$ -	\$ 33,505
				0	\$ -	\$	\$ -	\$ -	\$ -	\$ -	\$ -
			<b>NDI-COST TO CONTINUE PAY PLAN</b>				<b>\$ 4,623</b>	<b>\$ -</b>	<b>\$ 1,063</b>	<b>\$ -</b>	<b>\$ 3,560</b>
			<b>NDI-MARKET RATE CTC</b>				<b>\$ 10,027</b>	<b>\$ -</b>	<b>\$ 2,306</b>	<b>\$ -</b>	<b>\$ 7,721</b>
			<b>FY20 Total Highway Patrol Institutional Requirement</b>	<b>531,186</b>	<b>\$ 4.24</b>	<b>\$</b>	<b>\$ 2,269,366</b>	<b>\$ -</b>	<b>\$ 528,689</b>	<b>\$ -</b>	<b>\$ 1,740,677</b>
<b>SOCIAL SERVICES</b>											
NE-CAMP AVERY PARK CAMP-TROY				23,325	\$ 9.11	\$	212,411	\$ -	\$ 171,162	\$ 41,249	\$ -
NE-FULTON TREATMENT CTR				24,285	\$ 10.85	\$	263,452	\$ -	\$ 212,292	\$ 51,160	\$ -
NE-MONTGOMERY CITY YOUTH CTR				32,140	\$ 6.93	\$	222,861	\$ -	\$ 179,583	\$ 43,278	\$ -
NW-LANGSFORD HOUSE-LEES SUMMIT				4,724	\$ 2.85	\$	13,458	\$ -	\$ 10,845	\$ 2,613	\$ -
NW-NORTHWEST REG YOUTH CTR-KC				25,873	\$ 11.83	\$	306,166	\$ -	\$ 246,711	\$ 59,455	\$ -
NW-RIVERBEND TREATMENT CTR-ST JOSEPH				25,129	\$ 6.57	\$	165,109	\$ -	\$ 133,046	\$ 32,063	\$ -
NW-WATKINS MILL PARK CAMP-KC				27,080	\$ 7.65	\$	207,075	\$ -	\$ 166,863	\$ 40,212	\$ -
NW-WAVERLY REGIONAL YOUTH CTR				27,705	\$ 8.90	\$	246,629	\$ -	\$ 198,736	\$ 47,893	\$ -
SE-NEW MADRID BEND YOUTH CTR				14,980	\$ 7.39	\$	110,737	\$ -	\$ 89,233	\$ 21,504	\$ -
SE-SIERRA OSAGE TREAT CTR-POPLAR BLUFF				9,156	\$ 2.81	\$	25,733	\$ -	\$ 20,736	\$ 4,997	\$ -
SE-W E SEARS YOUTH CTR-POPLAR BLUFF				65,905	\$ 6.25	\$	412,073	\$ -	\$ 332,052	\$ 80,021	\$ -
STL-BABLER LODGE-WILDWOOD				8,893	\$ 6.46	\$	57,442	\$ -	\$ 46,287	\$ 11,155	\$ -
STL-HILLSBORO TREATMENT CTR				20,723	\$ 9.48	\$	196,529	\$ -	\$ 158,365	\$ 38,164	\$ -
STL-HOGAN STREET REG YOUTH CTR				31,413	\$ 7.46	\$	234,382	\$ -	\$ 188,867	\$ 45,515	\$ -
STL-MISSOURI HILLS CAMPUS				101,633	\$ 8.56	\$	870,269	\$ -	\$ 701,270	\$ 168,999	\$ -
SW-DELMINA WOODS-CHADWICK				14,766	\$ 9.34	\$	137,869	\$ -	\$ 111,096	\$ 26,773	\$ -

AGENCY PROGRAM (INSTITUTIONAL) FACILITIES FY 2021

INSTITUTIONAL FACILITIES												
STATE FACILITY	CITY	DIVISION	SPACE USE	SQ FT	CPSF	FTE	ANNUAL RENT	ANNUAL SERVICES	GENERAL REVENUE	FED	OTHER	
<b>SOCIAL SERVICES (continued)</b>												
SW-GENTRY RESID TREATMENT CTR-CABOOL				13,348	\$ 7.46	\$	99,563	\$ -	\$ 80,229	\$ 19,334	\$ -	
SW-GREEN GABLES LODGE-MACKS CREEK				13,148	\$ 4.39	\$	57,654	\$ -	\$ 46,458	\$ 11,196	\$ -	
SW-MT VERNON TREATMENT CTR				26,723	\$ 8.48	\$	226,545	\$ -	\$ 182,552	\$ 43,993	\$ -	
SW-RICH HILL YTH DEVELOPMENT CTR				16,083	\$ 11.50	\$	185,028	\$ -	\$ 149,097	\$ 35,931	\$ -	
STL-MISSOURI SCHOOL FOR THE BLIND #11502267				5,950	\$ -	\$	-	\$ -	\$ -	\$ -	\$ -	
DMH-ALBANY REGIONAL OFFICE - #03802467				372	\$ -	\$	-	\$ -	\$ -	\$ -	\$ -	
DMH-HANNIBAL REGIONAL OFFICE - #06402420				2,693	\$ -	\$	-	\$ -	\$ -	\$ -	\$ -	
			<b>NDI-COST TO CONTINUE PAY PLAN</b>			\$	27,865	\$ -	\$ 22,571	\$ 5,294	\$ -	
			<b>NDI-MARKET RATE CTC</b>			\$	78,167	\$ -	\$ 63,315	\$ 14,852	\$ -	
			<b>FY21 Social Services Institutional Requirement</b>	<b>536,047</b>	<b>\$ 8.13</b>	<b>\$</b>	<b>4,357,017</b>	<b>\$ -</b>	<b>\$ 3,511,366</b>	<b>\$ 845,651</b>	<b>\$ -</b>	
			<b>TOTAL FY21 GOVERNOR RECOMMENDS INSTITUTIONAL REQUIREMENT</b>	<b>5,602,137</b>	<b>28</b>	<b>0</b>	<b>32,360,321</b>	<b>0</b>	<b>29,763,204</b>	<b>856,440</b>	<b>1,740,677</b>	
			<b>FY20 APPROPRIATION - INSTITUTIONAL</b>				<b>\$ 31,632,454</b>		<b>\$ 29,127,255</b>	<b>\$ 836,294</b>	<b>\$ 1,668,905</b>	
			Core Reallocations				\$ 60,491		\$ -	\$ -	\$ 60,491	
			NDI-COST TO CONTINUE PAY PLAN				\$ 185,331		\$ 176,477	\$ 5,294	\$ 3,560	
			NDI-MARKET RATE CTC				\$ 482,045		\$ 459,472	\$ 14,852	\$ 7,721	
			<b>TOTAL FY21 GOVERNOR RECOMMENDS INSTITUTIONAL REQUIREMENT</b>				<b>\$ 32,360,321</b>	<b>\$ -</b>	<b>\$ 29,763,204</b>	<b>\$ 856,440</b>	<b>\$ 1,740,677</b>	

OA-RATF FY 2021

LEASE ID											
02600019	43281	COLE	JEFFERSON CITY	1617 SOUTHRIDGE-LICENSE	OFFICE	0	0	0	\$ -	1068	\$ - 0 1068
10800258	06/30/18	VERNON	NEVADA	2201 NORTH ELM	OFFICE				\$ 10,213		\$ 10,213
00000000	01/00/00		0	0 POSSIBLE FUTURE TENANT NEEDS		0			\$ -		\$ 158,961
				FY21 OA-RATF Lease Requirement					\$ 158,961		\$ 170,242
						0	0		\$ -	\$ -	\$ -
LEASE ID											
02602540	CAPITOL BLDG.	COLE	JEFFERSON CITY	CAPITOL CAFETERIA	CAFETERIA	3,041	\$ -	0.00	\$ 600	0	\$ - 0 600
03902633	LANDERS-149 PARK CENTRAL SQ	GREENE	SPRINGFIELD	FEE OFFICE-ROOM 252	OFFICE	2,000	\$ 6.57		\$ 13,140		\$ 13,140
04811573	DED-WELCOME CTR	JACKSON	KANSAS CITY	4010 BLUE RIDGE CUTOFF-CHIEFS	PARKING	0	\$ -		\$ 4,000		\$ 4,000
02601755-E	TRUMAN BLDG	COLE	JEFFERSON CITY	CERNER	CLINIC	2,112	\$ 6.49		\$ 13,707		\$ 13,707
00000000		0	0	0 POSSIBLE FUTURE TENANT NEEDS		0	0		\$ 346,867		\$ 346,867
				FY21 OA-RAFT State Owned Requirement					\$ 378,314		\$ 378,314
						0	0		\$ -		\$ -
INSTITUTIONAL FACILITIES											
01111603	MO NATIONAL GUARD	BUCHANAN	ST JOSEPH	LAU FARM	LAND	0	\$ -	0.00	\$ 1,200	0	\$ - 0 1200
02602484	ALGOA CORRECTIONAL CENTER	COLE	JEFFERSON CITY	DOC	LAND	-	\$ -		\$ 27,280		\$ 27,280
02702486	BOONVILLE CORR CTR	COOPER	BOONVILLE	BOONVILLE CORRECTIONAL CTR	LAND				\$ 1		\$ 1
02702703	BOONVILLE CORR CTR	COOPER	BOONVILLE	DOC PASTURELAND	LAND				\$ 3,081		\$ 3,081
03802467-A	DMH-ALBANY REGIONAL CTR	GENTRY	ALBANY	NW MO AREA AGENCY ON AGING	OFFICE				\$ 14,750		\$ 14,750
04801780	1000 E 24TH ST.	JACKSON	KANSAS CITY	DMH / TRUMAN MEDICAL CENTER	OFFICE				\$ 1		\$ 1
04802645	2108 E 35TH STREET	JACKSON	KANSAS CITY	RESIDENCE	RESIDENTIAL				\$ 1		\$ 1
04811520	2600 E 12TH STREET	JACKSON	KANSAS CITY	DMH - NEW PROSPECTS BLDG	CLINIC	13,944	\$ 1.69		\$ 23,565		\$ 23,565
04811521	1000 E 24TH SREET	JACKSON	KANSAS CITY	DMH-CBM -- REDISCOVER	CLINIC	3,720	\$ 1.69		\$ 6,287		\$ 6,287
04811577	2911 HOLMES	JACKSON	KANSAS CITY	DMH/TRUMAN MEDICAL CENTER	CLINIC	3,333	\$ 6.43		\$ 21,431		\$ 21,431
04811578	2629 PEERY AVENUE	JACKSON	KANSAS CITY	DMH-PEERY APARTMENTS	GROUP HOME	17,864	\$ 1.30		\$ 23,223		\$ 23,223
04811579	2614 BENTON BLVD.	JACKSON	KANSAS CITY	SWOPE HEALTH SERVICES	CLINIC	3,333	\$ 6.43		\$ 21,431		\$ 21,431
04811667	2900 TRACY - KC GROUP HOME	JACKSON	KANSAS CITY	DMH/TRUMAN MEDICAL CENTER	OFFICE	3,333	\$ 6.43		\$ 21,431		\$ 21,431
04911519	3600 E NEWMAN ROAD	JASPER	JOPLIN	DMH-JOPLIN REG CTR	OFFICE	13,481	\$ -		\$ 30,000		\$ 30,000
05402660	HIGGINSVILLE HAB CTR	LAFAYETTE	HIGGINSVILLE	DMH/LAND LEASE	LAND	-	\$ -		\$ 201		\$ 201
05902480	CHILLICOTHE CORRECTIONAL CTR	LIVINGSTON	CHILLICOTHE	BLUEBIRD MEDIA NETWORK	LAND	-	\$ -		\$ 1		\$ 1
08002491	MISSOURI STATE FAIRGROUNDS	PETTIS	SEDALIA	MISSOURI STATE FAIRGROUNDS	LAND				\$ 1		\$ 1
10801909	901 OLIVE ST--CEDAR RIDGE STATE SC	VERNON	NEVADA	DESE / NEVADA R-5	OFFICE				\$ 28,449		\$ 28,449
08802560	MOBERLY CORRECTIONAL CTR	RANDOLPH	MOBERLY	DOC/LAND LEASE	LAND	-	\$ -		\$ 3,027		\$ 3,027
08802561	MOBERLY CORRECTIONAL CTR	RANDOLPH	MOBERLY	DOC/LAND LEASE	LAND				\$ 410		\$ 410
11502423	BJH HEALTHCARE -- 5351 DELMAR	ST LOUIS CITY	ST LOUIS	DMH/ST. LOUIS METRO PYSCH	CLINIC				\$ 243,711		\$ 243,711
11502433	5300 ARSENAL, COTTAGE 3	ST LOUIS CITY	ST LOUIS	DMH/PLACES FOR PEOPLE	RESIDENTIAL	3,812	\$ 4.95		\$ 18,870		\$ 18,870
11502522	5300 ARSENAL, COTTAGE 1	ST LOUIS CITY	ST LOUIS	DMH/PLACES FOR PEOPLE	RESIDENTIAL	3,812	\$ 4.95		\$ 18,870		\$ 18,870
00000000	0	0	0	POSSIBLE FUTURE TENANT NEEDS		0	\$ -		\$ 444,222		\$ 444,222
				FY21 OA-RAFT Institutional Requirement					\$ 951,444		\$ 951,444
						0	0		\$ -		\$ 1,901,688
<b>TOTAL FY21 DEPARTMENT REQUEST OA-RATF REQUIREMENT</b>						<b>0</b>	<b>\$ -</b>	<b>\$ -</b>	<b>\$ -</b>		<b>\$ 1,901,688</b>
<b>FY20 APPROPRIATION - OA-RATF</b>									<b>\$ 1,500,000</b>		<b>\$ 1,500,000</b>
<b>Difference</b>										<b>\$ -</b>	<b>\$ (401,688)</b>
<b>No changes</b>									<b>\$ -</b>		<b>\$ -</b>
<b>TOTAL FY21 OA-RATF REQUIREMENT</b>									<b>\$ 1,500,000</b>		<b>\$ 1,500,000</b>

**CORE DECISION ITEM**

<b>Department:</b> Agriculture	<b>Budget Unit:</b> 34053C & 34055C
<b>Division:</b>	
<b>Core:</b> HB13 Real Estate	<b>HB Section:</b> 13.005 & 13.010

**1. CORE FINANCIAL SUMMARY**

	FY21 Budget Request					FY21 Governor Recommends			
	GR	Federal	Other	Total		GR	Federal	Other	Total
PS	0	0	0	0	PS	0	0	0	0
EE	333,212	29,534	516,869	879,615	EE	0	0	0	0
PSD	0	0	0	0	PSD	0	0	0	0
TRF	0	0	0	0	TRF	0	0	0	0
<b>Total</b>	<b>333,212</b>	<b>29,534</b>	<b>516,869</b>	<b>879,615</b>	<b>Total</b>	<b>0</b>	<b>0</b>	<b>0</b>	<b>0</b>
FTE	0.00	0.00	0.00	0.00	FTE	0.00	0.00	0.00	0.00

<b>Est. Fringe</b>	0	0	0	0
--------------------	---	---	---	---

*Note: Fringes budgeted in House Bill 5 except for certain fringes budgeted directly to MoDOT, Highway Patrol, and Conservation.*

<b>Est. Fringe</b>	0	0	0	0
--------------------	---	---	---	---

*Note: Fringes budgeted in House Bill 5 except for certain fringes budgeted directly to MoDOT, Highway Patrol, and Conservation.*

Other Funds: See Fund Summary.

Other Funds: See Fund Summary.

**2. CORE DESCRIPTION**

The Division of Facilities Management, Design & Construction (FMDC) is responsible for the oversight and management of seven (7) lease contracts totaling over eighteen thousand (18,000) square feet of leased space and approximately sixty-four thousand (64,000) square feet of state-owned space on behalf of the Department of Agriculture. Spending authority to support institutional real property is transferred to the Department of Agriculture in the FY20 Department Request budget.

	FY21 Budget Request					FY21 Governor Recommends			
	GR	Federal	Other	Total		GR	Federal	Other	Total
Leasing	\$242,597	\$4,640	\$76,574	\$323,811	Leasing				\$0
State-Owned	\$90,615	\$24,894	\$440,295	\$555,804	State-Owned				\$0
<b>Total</b>	<b>\$333,212</b>	<b>\$29,534</b>	<b>\$516,869</b>	<b>\$879,615</b>	<b>Total</b>	<b>\$0</b>	<b>\$0</b>	<b>\$0</b>	<b>\$0</b>

**3. PROGRAM LISTING (list programs included in this core funding)**

N/A

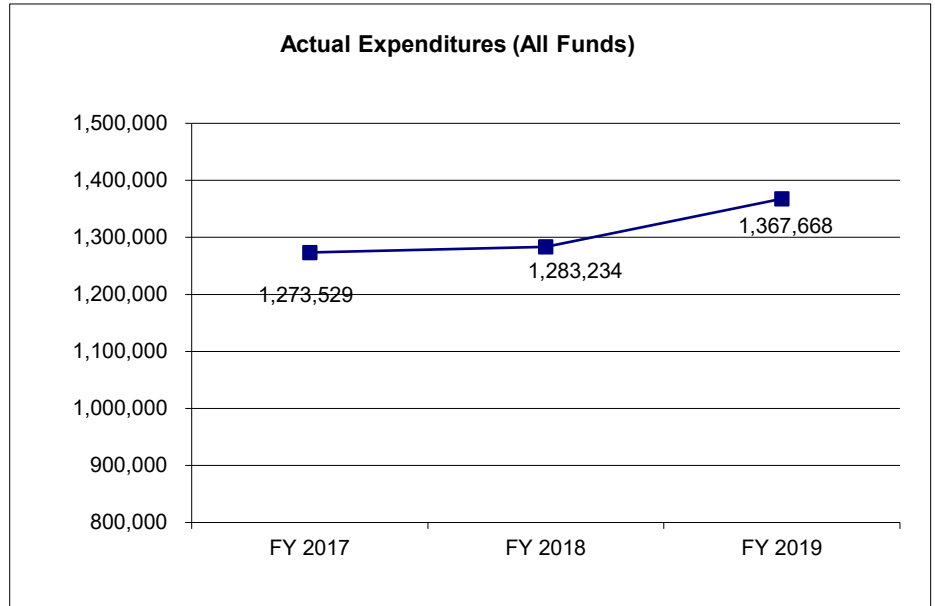


**CORE DECISION ITEM**

<b>Department:</b> Agriculture	<b>Budget Unit:</b> 34053C & 34055C
<b>Division:</b>	
<b>Core:</b> HB13 Real Estate	<b>HB Section:</b> 13.005 & 13.010

**4. FINANCIAL HISTORY**

	FY 2017 Actual	FY 2018 Actual	FY 2019 Actual	FY 2020 Current Yr.
Appropriation (All Funds)	1,289,512	1,290,076	1,400,618	879,857
Less Reverted (All Funds)	(8,444)	0	(9,337)	(9,967)
Less Restricted (All Funds)*	0	0	0	0
Budget Authority (All Funds)	1,281,068	1,290,076	1,391,281	869,890
Actual Expenditures (All Funds)	1,273,529	1,283,234	1,367,668	N/A
Unexpended (All Funds)	7,539	6,842	23,613	0
<b>Unexpended, by Fund:</b>				
General Revenue	0	4,767	3,737	N/A
Federal	0	1	4,332	N/A
Other	7,539	2,074	15,544	N/A



\*Restricted amount is as of \_\_\_\_\_.

Reverted includes the statutory three-percent reserve amount (when applicable).

Restricted includes any Governor's Expenditure Restrictions which remained at the end of the fiscal year (when applicable).

**NOTES:**

Expenditures by HB Section:		FY 2017 Actual	FY 2018 Actual	FY 2019 Actual
13.005	Leasing	240,142	263,543	273,026
13.010	State-Owned	536,210	522,514	521,220
13.015	Institutional	497,177	497,177	573,422
	Total	1,273,529	1,283,234	1,367,668

**CORE RECONCILIATION DETAIL**

**STATE**

**AGRICULTURE LEASING**

**5. CORE RECONCILIATION DETAIL**

				<b>Budget Class</b>	<b>FTE</b>	<b>GR</b>	<b>Federal</b>	<b>Other</b>	<b>Total</b>	<b>Explanation</b>
<b>TAFP AFTER VETOES</b>										
				EE	0.00	241,863	4,476	78,048	324,387	
				<b>Total</b>	<b>0.00</b>	<b>241,863</b>	<b>4,476</b>	<b>78,048</b>	<b>324,387</b>	
<b>DEPARTMENT CORE ADJUSTMENTS</b>										
Core Reallocation	1820	1473	EE	0.00	734	0	0	734		Reallocation to align budget based on need.
Core Reallocation	1820	1474	EE	0.00	0	0	(1,809)	(1,809)		Reallocation to align budget based on need.
Core Reallocation	1820	4227	EE	0.00	0	164	0	164		Reallocation to align budget based on need.
Core Reallocation	1820	8194	EE	0.00	0	0	(949)	(949)		Reallocation to align budget based on need.
Core Reallocation	1820	0653	EE	0.00	0	0	1,284	1,284		Reallocation to align budget based on need.
<b>NET DEPARTMENT CHANGES</b>					<b>0.00</b>	<b>734</b>	<b>164</b>	<b>(1,474)</b>	<b>(576)</b>	
<b>DEPARTMENT CORE REQUEST</b>										
				EE	0.00	242,597	4,640	76,574	323,811	
				<b>Total</b>	<b>0.00</b>	<b>242,597</b>	<b>4,640</b>	<b>76,574</b>	<b>323,811</b>	
<b>GOVERNOR'S RECOMMENDED CORE</b>										
				EE	0.00	242,597	4,640	76,574	323,811	
				<b>Total</b>	<b>0.00</b>	<b>242,597</b>	<b>4,640</b>	<b>76,574</b>	<b>323,811</b>	

**CORE RECONCILIATION DETAIL**

**STATE**

**AGRICULTURE STATE OWNED**

**5. CORE RECONCILIATION DETAIL**

		<b>Budget Class</b>	<b>FTE</b>	<b>GR</b>	<b>Federal</b>	<b>Other</b>	<b>Total</b>	<b>Explanation</b>
<b>TAFP AFTER VETOES</b>								
		EE	0.00	90,363	25,299	439,808	555,470	
		<b>Total</b>	<b>0.00</b>	<b>90,363</b>	<b>25,299</b>	<b>439,808</b>	<b>555,470</b>	
<b>DEPARTMENT CORE ADJUSTMENTS</b>								
Core Reallocation	1995 7676	EE	0.00	252	0	0	252	Reallocation to align budget based on need.
Core Reallocation	1995 7677	EE	0.00	0	(405)	0	(405)	Reallocation to align budget based on need.
Core Reallocation	1995 7678	EE	0.00	0	0	(113)	(113)	Reallocation to align budget based on need.
Core Reallocation	1995 7679	EE	0.00	0	0	(111)	(111)	Reallocation to align budget based on need.
Core Reallocation	1995 7680	EE	0.00	0	0	(60)	(60)	Reallocation to align budget based on need.
Core Reallocation	1995 7681	EE	0.00	0	0	(15)	(15)	Reallocation to align budget based on need.
Core Reallocation	1995 7682	EE	0.00	0	0	(96)	(96)	Reallocation to align budget based on need.
Core Reallocation	1995 7683	EE	0.00	0	0	15,384	15,384	Reallocation to align budget based on need.
Core Reallocation	1995 7686	EE	0.00	0	0	(8)	(8)	Reallocation to align budget based on need.
Core Reallocation	1995 7808	EE	0.00	0	0	782	782	Reallocation to align budget based on need.
Core Reallocation	1995 8245	EE	0.00	0	0	(18,107)	(18,107)	Reallocation to align budget based on need.

**CORE RECONCILIATION DETAIL**

**STATE**

**AGRICULTURE STATE OWNED**

**5. CORE RECONCILIATION DETAIL**

		Budget Class	FTE	GR	Federal	Other	Total	Explanation
<b>DEPARTMENT CORE ADJUSTMENTS</b>								
Core Reallocation	1995 8404	EE	0.00	0	0	(264)	(264)	Reallocation to align budget based on need.
Core Reallocation	1995 6074	EE	0.00	0	0	3,095	3,095	Reallocation to align budget based on need.
<b>NET DEPARTMENT CHANGES</b>			<b>0.00</b>	<b>252</b>	<b>(405)</b>	<b>487</b>	<b>334</b>	
<b>DEPARTMENT CORE REQUEST</b>								
		EE	0.00	90,615	24,894	440,295	555,804	
		<b>Total</b>	<b>0.00</b>	<b>90,615</b>	<b>24,894</b>	<b>440,295</b>	<b>555,804</b>	
<b>GOVERNOR'S RECOMMENDED CORE</b>								
		EE	0.00	90,615	24,894	440,295	555,804	
		<b>Total</b>	<b>0.00</b>	<b>90,615</b>	<b>24,894</b>	<b>440,295</b>	<b>555,804</b>	

**CORE DECISION ITEM**

<b>Department:</b> Attorney General's Office	<b>Budget Unit:</b> 34443C & 34444C
<b>Division:</b>	
<b>Core:</b> HB13 Real Estate	<b>HB Section:</b> 13.005 & 13.010

**1. CORE FINANCIAL SUMMARY**

	FY 2021 Budget Request					FY 2021 Governor's Recommendation			
	GR	Federal	Other	Total		GR	Federal	Other	Total
<b>PS</b>	0	0	0	0	<b>PS</b>	0	0	0	0
<b>EE</b>	915,894	273,220	404,981	1,594,095	<b>EE</b>	0	0	0	0
<b>PSD</b>	0	0	0	0	<b>PSD</b>	0	0	0	0
<b>TRF</b>	0	0	0	0	<b>TRF</b>	0	0	0	0
<b>Total</b>	<b>915,894</b>	<b>273,220</b>	<b>404,981</b>	<b>1,594,095</b>	<b>Total</b>	<b>0</b>	<b>0</b>	<b>0</b>	<b>0</b>
<b>FTE</b>	<b>0.00</b>	<b>0.00</b>	<b>0.00</b>	<b>0.00</b>	<b>FTE</b>	<b>0.00</b>	<b>0.00</b>	<b>0.00</b>	<b>0.00</b>
<b>Est. Fringe</b>	0	0	0	0	<b>Est. Fringe</b>	0	0	0	0

*Note: Fringes budgeted in House Bill 5 except for certain fringes budgeted directly to MoDOT, Highway Patrol, and Conservation.*

*Note: Fringes budgeted in House Bill 5 except for certain fringes budgeted directly to MoDOT, Highway Patrol, and Conservation.*

Other Funds: See Fund Summary.

Other Funds: See Fund Summary.

**2. CORE DESCRIPTION**

The Division of Facilities Management, Design & Construction (FMDC) is responsible for the oversight and management of approximately twelve (12) lease contracts, totaling over thirty six thousand (36,000) sq. ft. and one hundred and fifteen thousand (115,000) sq. ft. of state-owned space on behalf of the Attorney General's Office.

	FY21 Budget Request					FY21 Governor Recommends			
	GR	Federal	Other	Total		GR	Federal	Other	Total
Leasing	\$444,113	\$131,461	\$322,385	\$897,959	Leasing				\$0
State-Owned	\$471,781	\$141,759	\$82,596	\$696,136	State-Owned				\$0
<b>Total</b>	<b>\$915,894</b>	<b>\$273,220</b>	<b>\$404,981</b>	<b>\$1,594,095</b>	<b>Total</b>	<b>\$0</b>	<b>\$0</b>	<b>\$0</b>	<b>\$0</b>

**3. PROGRAM LISTING (list programs included in this core funding)**

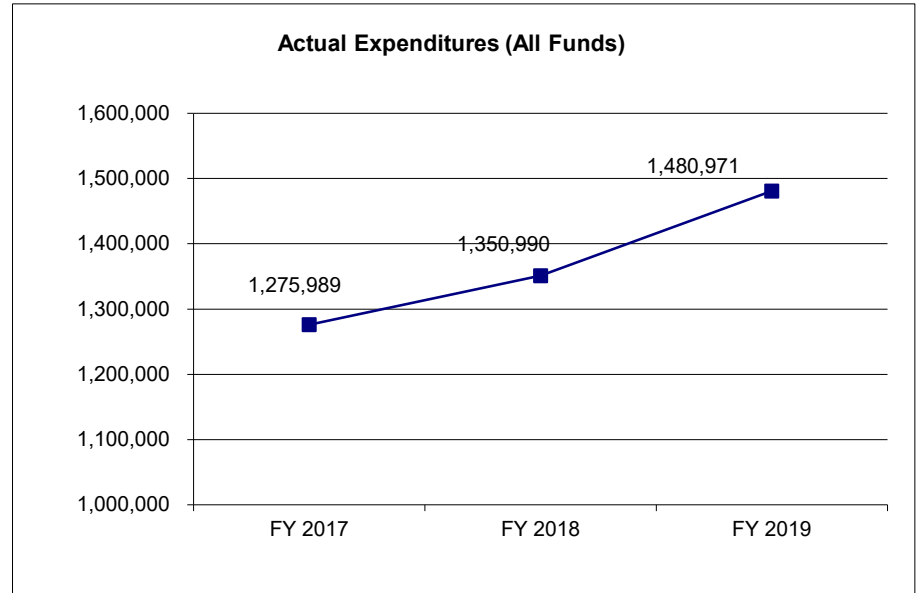
N/A.

**CORE DECISION ITEM**

<b>Department:</b> Attorney General's Office	<b>Budget Unit:</b> 34443C & 34444C
<b>Division:</b>	
<b>Core:</b> HB13 Real Estate	<b>HB Section:</b> 13.005 & 13.010

**4. FINANCIAL HISTORY**

	FY 2017 Actual	FY 2018 Actual	FY 2019 Actual	FY 2020 Current Yr.
Appropriation (All Funds)	1,292,805	1,342,276	1,564,200	1,636,736
Less Reverted (All Funds)	(22,687)	0	(26,800)	(28,734)
Less Restricted (All Funds)*	0	0	0	0
Budget Authority (All Funds)	1,270,118	1,342,276	1,537,400	1,608,002
Actual Expenditures (All Funds)	1,275,989	1,350,990	1,480,971	N/A
Unexpended (All Funds)	(5,871)	(8,714)	56,429	0
Unexpended, by Fund:				
General Revenue	(6,023)	(2,460)	39,531	N/A
Federal	416	(1,820)	5,839	N/A
Other	(264)	(4,434)	11,059	N/A



\*Restricted amount is as of \_\_\_\_\_.

Reverted includes the statutory three-percent reserve amount (when applicable).

Restricted includes any Governor's Expenditure Restrictions which remained at the end of the fiscal year (when applicable).

**NOTES:**

Expenditures by HB Section:		FY 2017 Actual	FY 2018 Actual	FY 2019 Actual
13.005	Leasing	650,660	675,838	763,005
13.010	State-Owned	625,329	675,152	717,966
13.015	Institutional	0	0	0
	<b>Total</b>	1,275,989	1,350,990	1,480,971

**CORE RECONCILIATION DETAIL**

**STATE**

**ATTORNEY GENERAL LEASING**

**5. CORE RECONCILIATION DETAIL**

			<b>Budget Class</b>	<b>FTE</b>	<b>GR</b>	<b>Federal</b>	<b>Other</b>	<b>Total</b>	<b>Explanation</b>
<b>TAFP AFTER VETOES</b>									
			EE	0.00	437,894	129,153	312,874	879,921	
			<b>Total</b>	<b>0.00</b>	<b>437,894</b>	<b>129,153</b>	<b>312,874</b>	<b>879,921</b>	
<b>DEPARTMENT CORE ADJUSTMENTS</b>									
Core Reallocation	1949	2022	EE	0.00	0	0	(1,626)	(1,626)	Reallocation to align budget based on need.
Core Reallocation	1949	3184	EE	0.00	6,219	0	0	6,219	Reallocation to align budget based on need.
Core Reallocation	1949	3186	EE	0.00	0	2,308	0	2,308	Reallocation to align budget based on need.
Core Reallocation	1949	3187	EE	0.00	0	0	7,836	7,836	Reallocation to align budget based on need.
Core Reallocation	1949	3188	EE	0.00	0	0	1,583	1,583	Reallocation to align budget based on need.
Core Reallocation	1949	3189	EE	0.00	0	0	1,583	1,583	Reallocation to align budget based on need.
Core Reallocation	1949	2005	EE	0.00	0	0	135	135	Reallocation to align budget based on need.
			<b>NET DEPARTMENT CHANGES</b>	<b>0.00</b>	<b>6,219</b>	<b>2,308</b>	<b>9,511</b>	<b>18,038</b>	
<b>DEPARTMENT CORE REQUEST</b>									
			EE	0.00	444,113	131,461	322,385	897,959	
			<b>Total</b>	<b>0.00</b>	<b>444,113</b>	<b>131,461</b>	<b>322,385</b>	<b>897,959</b>	

**CORE RECONCILIATION DETAIL**

---

**STATE**  
**ATTORNEY GENERAL LEASING**

---

**5. CORE RECONCILIATION DETAIL**

---

	<b>Budget Class</b>	<b>FTE</b>	<b>GR</b>	<b>Federal</b>	<b>Other</b>	<b>Total</b>	<b>Explanation</b>
<b>GOVERNOR'S RECOMMENDED CORE</b>							
	EE	0.00	444,113	131,461	322,385	897,959	
	<b>Total</b>	<b>0.00</b>	<b>444,113</b>	<b>131,461</b>	<b>322,385</b>	<b>897,959</b>	



**CORE RECONCILIATION DETAIL**

**STATE**

**ATTORNEY GENERAL STATE OWNED**

**5. CORE RECONCILIATION DETAIL**

		<b>Budget Class</b>	<b>FTE</b>	<b>GR</b>	<b>Federal</b>	<b>Other</b>	<b>Total</b>	<b>Explanation</b>
<b>TAFP AFTER VETOES</b>								
		EE	0.00	519,895	151,262	85,658	756,815	
		<b>Total</b>	<b>0.00</b>	<b>519,895</b>	<b>151,262</b>	<b>85,658</b>	<b>756,815</b>	
<b>DEPARTMENT CORE ADJUSTMENTS</b>								
Core Reallocation	1997 7779	EE	0.00	0	(9,503)	0	(9,503)	Reallocation to align budget based on need.
Core Reallocation	1997 7782	EE	0.00	0	0	(948)	(948)	Reallocation to align budget based on need.
Core Reallocation	1997 7783	EE	0.00	0	0	(583)	(583)	Reallocation to align budget based on need.
Core Reallocation	1997 7784	EE	0.00	0	0	(583)	(583)	Reallocation to align budget based on need.
Core Reallocation	1997 7786	EE	0.00	0	0	(948)	(948)	Reallocation to align budget based on need.
Core Reallocation	1997 7778	EE	0.00	(48,114)	0	0	(48,114)	Reallocation to align budget based on need.
		<b>NET DEPARTMENT CHANGES</b>	<b>0.00</b>	<b>(48,114)</b>	<b>(9,503)</b>	<b>(3,062)</b>	<b>(60,679)</b>	
<b>DEPARTMENT CORE REQUEST</b>								
		EE	0.00	471,781	141,759	82,596	696,136	
		<b>Total</b>	<b>0.00</b>	<b>471,781</b>	<b>141,759</b>	<b>82,596</b>	<b>696,136</b>	
<b>GOVERNOR'S RECOMMENDED CORE</b>								
		EE	0.00	471,781	141,759	82,596	696,136	
		<b>Total</b>	<b>0.00</b>	<b>471,781</b>	<b>141,759</b>	<b>82,596</b>	<b>696,136</b>	

**CORE DECISION ITEM**

<b>Department:</b> State Auditor's Office	<b>Budget Unit:</b> 34449C & 34450C
<b>Division:</b>	
<b>Core:</b> HB13 Real Estate	<b>HB Section:</b> 13.005 & 13.010

**1. CORE FINANCIAL SUMMARY**

	FY21 Budget Request			
	GR	Federal	Other	Total
PS	0	0	0	0
EE	210,231	0	0	210,231
PSD	0	0	0	0
TRF	0	0	0	0
<b>Total</b>	<b>210,231</b>	<b>0</b>	<b>0</b>	<b>210,231</b>
FTE	0.00	0.00	0.00	0.00

	FY21 Governor Recommends			
	GR	Federal	Other	Total
PS	0	0	0	0
EE	0	0	0	0
PSD	0	0	0	0
TRF	0	0	0	0
<b>Total</b>	<b>0</b>	<b>0</b>	<b>0</b>	<b>0</b>
FTE	0.00	0.00	0.00	0.00

<b>Est. Fringe</b>	0	0	0	0
--------------------	---	---	---	---

*Note: Fringes budgeted in House Bill 5 except for certain fringes budgeted directly to MoDOT, Highway Patrol, and Conservation.*

<b>Est. Fringe</b>	0	0	0	0
--------------------	---	---	---	---

*Note: Fringes budgeted in House Bill 5 except for certain fringes budgeted directly to MoDOT, Highway Patrol, and Conservation.*

Other Funds: None.

Other Funds: None.

**2. CORE DESCRIPTION**

The Division of Facilities Management, Design & Construction (FMDC) is responsible for the oversight and management of two (2) parking lease contracts and approximately twenty six (26,000) sq. ft. of state-owned space on behalf of the State Auditor's Office.

	FY21 Budget Request			
	GR	Federal	Other	Total
Leasing	\$12,251	\$0	\$0	\$12,251
State-Owned	\$197,980	\$0	\$0	\$197,980
<b>Total</b>	<b>\$210,231</b>	<b>\$0</b>	<b>\$0</b>	<b>\$210,231</b>

	FY21 Governor Recommends			
	GR	Federal	Other	Total
Leasing				\$0
State-Owned				\$0
<b>Total</b>	<b>\$0</b>	<b>\$0</b>	<b>\$0</b>	<b>\$0</b>

**3. PROGRAM LISTING (list programs included in this core funding)**

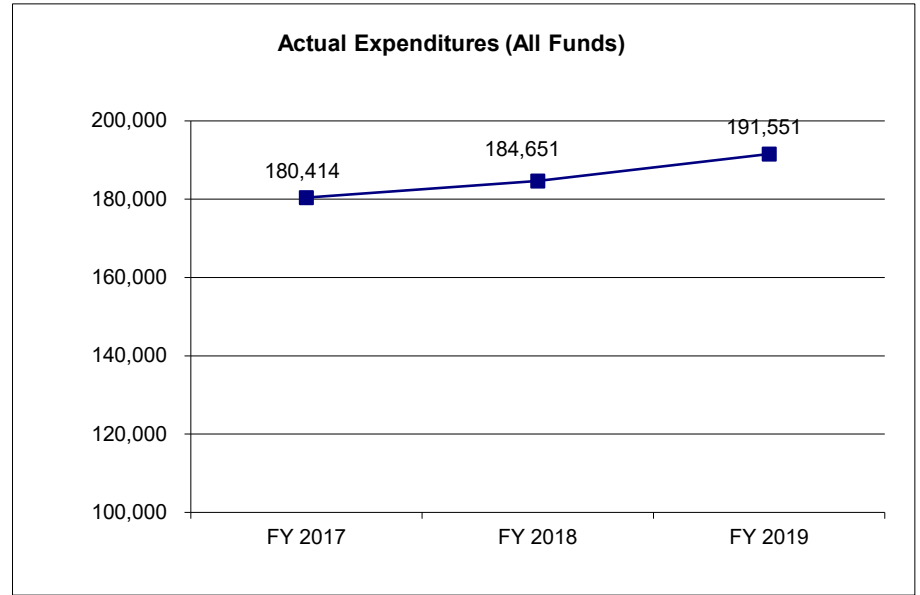
N/A.

**CORE DECISION ITEM**

<b>Department:</b> State Auditor's Office	<b>Budget Unit:</b> 34449C & 34450C
<b>Division:</b>	
<b>Core:</b> HB13 Real Estate	<b>HB Section:</b> 13.005 & 13.010

**4. FINANCIAL HISTORY**

	<b>FY 2017 Actual</b>	<b>FY 2018 Actual</b>	<b>FY 2019 Actual</b>	<b>FY 2020 Current Yr.</b>
Appropriation (All Funds)	187,581	188,810	194,915	192,312
Less Reverted (All Funds)	(5,627)	(3,368)	(5,847)	(5,770)
Less Restricted (All Funds)*	0	0	0	0
Budget Authority (All Funds)	181,954	185,442	189,068	186,542
Actual Expenditures (All Funds)	180,414	184,651	191,551	N/A
Unexpended (All Funds)	1,540	791	(2,483)	0
Unexpended, by Fund:				
General Revenue	1,540	791	(2,483)	N/A
Federal	0	0	0	N/A
Other	0	0	0	N/A



\*Restricted amount is as of \_\_\_\_\_.

Reverted includes the statutory three-percent reserve amount (when applicable).

Restricted includes any Governor's Expenditure Restrictions which remained at the end of the fiscal year (when applicable).

**NOTES:**

<b>Expenditures by HB Section:</b>		<b>FY 2017 Actual</b>	<b>FY 2018 Actual</b>	<b>FY 2019 Actual</b>
13.005	Leasing	6,556	5,469	6,647
13.010	State-Owned	173,858	179,182	184,904
13.015	Institutional	0	0	0
	<b>Total</b>	<b>180,414</b>	<b>184,651</b>	<b>191,551</b>

**CORE RECONCILIATION DETAIL**

STATE

AUDITOR LEASING

**5. CORE RECONCILIATION DETAIL**

	Budget Class	FTE	GR	Federal	Other	Total	Explanation	
<b>TAFP AFTER VETOES</b>								
	EE	0.00	5,986	0	0	5,986		
	<b>Total</b>	<b>0.00</b>	<b>5,986</b>	<b>0</b>	<b>0</b>	<b>5,986</b>		
<b>DEPARTMENT CORE ADJUSTMENTS</b>								
Core Reallocation	1964 3192	EE	0.00	6,265	0	0	6,265	Reallocation to align budget based on need.
<b>NET DEPARTMENT CHANGES</b>			<b>0.00</b>	<b>6,265</b>	<b>0</b>	<b>0</b>	<b>6,265</b>	
<b>DEPARTMENT CORE REQUEST</b>								
	EE	0.00	12,251	0	0	12,251		
	<b>Total</b>	<b>0.00</b>	<b>12,251</b>	<b>0</b>	<b>0</b>	<b>12,251</b>		
<b>GOVERNOR'S RECOMMENDED CORE</b>								
	EE	0.00	12,251	0	0	12,251		
	<b>Total</b>	<b>0.00</b>	<b>12,251</b>	<b>0</b>	<b>0</b>	<b>12,251</b>		

**CORE RECONCILIATION DETAIL**

**STATE**

**AUDITOR STATE OWNED**

**5. CORE RECONCILIATION DETAIL**

	Budget Class	FTE	GR	Federal	Other	Total	Explanation	
<b>TAFP AFTER VETOES</b>								
	EE	0.00	186,326	0	0	186,326		
	<b>Total</b>	<b>0.00</b>	<b>186,326</b>	<b>0</b>	<b>0</b>	<b>186,326</b>		
<b>DEPARTMENT CORE ADJUSTMENTS</b>								
Core Reallocation	2001 7777	EE	0.00	11,654	0	0	11,654	Reallocation to align budget based on need.
<b>NET DEPARTMENT CHANGES</b>		<b>0.00</b>	<b>11,654</b>	<b>0</b>	<b>0</b>	<b>11,654</b>		
<b>DEPARTMENT CORE REQUEST</b>								
	EE	0.00	197,980	0	0	197,980		
	<b>Total</b>	<b>0.00</b>	<b>197,980</b>	<b>0</b>	<b>0</b>	<b>197,980</b>		
<b>GOVERNOR'S RECOMMENDED CORE</b>								
	EE	0.00	197,980	0	0	197,980		
	<b>Total</b>	<b>0.00</b>	<b>197,980</b>	<b>0</b>	<b>0</b>	<b>197,980</b>		

**CORE DECISION ITEM**

<b>Department:</b> Corrections	<b>Budget Unit:</b> 34267C & 34268C
<b>Division:</b>	
<b>Core:</b> HB13 Real Estate	<b>HB Section:</b> 13.005 & 13.010

**1. CORE FINANCIAL SUMMARY**

	FY21 Budget Request			
	GR	Federal	Other	Total
PS	0	0	0	0
EE	7,283,231	0	255,197	7,538,428
PSD	0	0	0	0
TRF	0	0	0	0
<b>Total</b>	<b>7,283,231</b>	<b>0</b>	<b>255,197</b>	<b>7,538,428</b>
<b>FTE</b>	<b>0.00</b>	<b>0.00</b>	<b>0.00</b>	<b>0.00</b>

	FY21 Governor Recommends			
	GR	Federal	Other	Total
PS	0	0	0	0
EE	0	0	0	0
PSD	0	0	0	0
TRF	0	0	0	0
<b>Total</b>	<b>0</b>	<b>0</b>	<b>0</b>	<b>0</b>
<b>FTE</b>	<b>0.00</b>	<b>0.00</b>	<b>0.00</b>	<b>0.00</b>

<b>Est. Fringe</b>	0	0	0	0
--------------------	---	---	---	---

*Note: Fringes budgeted in House Bill 5 except for certain fringes budgeted directly to MoDOT, Highway Patrol, and Conservation.*

<b>Est. Fringe</b>	0	0	0	0
--------------------	---	---	---	---

*Note: Fringes budgeted in House Bill 5 except for certain fringes budgeted directly to MoDOT, Highway Patrol, and Conservation.*

Other Funds: See Fund Summary.

Other Funds: See Fund Summary.

**2. CORE DESCRIPTION**

The Division of Facilities Management, Design & Construction (FMDC) is responsible for the oversight and management of approximately ninety eight (98) lease contracts, totaling approximately five hundred and eleven thousand (511,000) sq. ft. and approximately ninety four thousand (94,000) sq. ft. of state-owned space on behalf of the Department of Corrections.

	FY21 Budget Request			
	GR	Federal	Other	Total
Leasing	\$6,314,194	\$0	\$255,197	\$6,569,391
State-Owned	\$969,037	\$0	\$0	\$969,037
<b>Total</b>	<b>\$7,283,231</b>	<b>\$0</b>	<b>\$255,197</b>	<b>\$7,538,428</b>

	FY21 Governor Recommends			
	GR	Federal	Other	Total
Leasing		\$0		\$0
State-Owned		\$0	\$0	\$0
<b>Total</b>	<b>\$0</b>	<b>\$0</b>	<b>\$0</b>	<b>\$0</b>

**3. PROGRAM LISTING (list programs included in this core funding)**

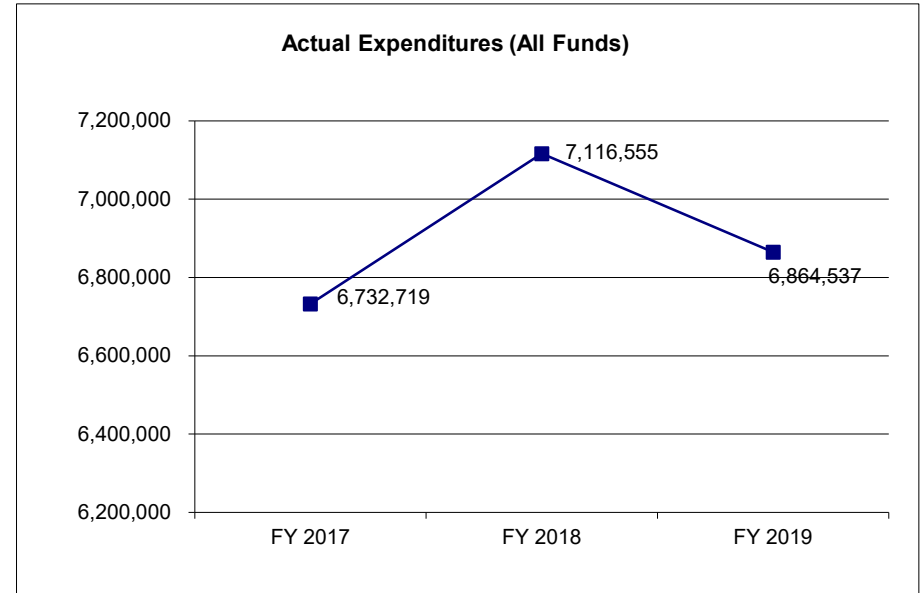
N/A

**CORE DECISION ITEM**

<b>Department:</b> Corrections	<b>Budget Unit:</b> 34267C & 34268C
<b>Division:</b>	
<b>Core:</b> HB13 Real Estate	<b>HB Section:</b> 13.005 & 13.010

**4. FINANCIAL HISTORY**

	<b>FY 2017 Actual</b>	<b>FY 2018 Actual</b>	<b>FY 2019 Actual</b>	<b>FY 2020 Current Yr.</b>
Appropriation (All Funds)	7,252,641	7,583,035	7,322,758	7,665,920
Less Reverted (All Funds)	(210,134)	0	(214,805)	(219,876)
Less Restricted (All Funds)*	0	0	0	0
Budget Authority (All Funds)	7,042,507	7,583,035	7,107,953	7,446,044
Actual Expenditures (All Funds)	6,732,719	7,116,555	6,864,537	N/A
Unexpended (All Funds)	309,788	466,480	243,416	0
Unexpended, by Fund:				
General Revenue	216,126	361,802	221,670	N/A
Federal	0	0	0	N/A
Other	93,662	104,678	21,746	N/A



\*Restricted amount is as of 1/23/19.

Reverted includes the statutory three-percent reserve amount (when applicable).

Restricted includes any Governor's Expenditure Restrictions which remained at the end of the fiscal year (when applicable).

**NOTES:**

<b>Expenditures by HB Section:</b>		<b>FY 2017 Actual</b>	<b>FY 2018 Actual</b>	<b>FY 2019 Actual</b>
13.005	Leasing	5,752,055	6,008,701	5,902,169
13.010	State-Owned	980,664	1,107,854	962,368
13.015	Institutional	0	0	0
	<b>Total</b>	<b>6,732,719</b>	<b>7,116,555</b>	<b>6,864,537</b>

**CORE RECONCILIATION DETAIL**

**STATE**  
**CORRECTIONS LEASING**

**5. CORE RECONCILIATION DETAIL**

			<b>Budget Class</b>	<b>FTE</b>	<b>GR</b>	<b>Federal</b>	<b>Other</b>	<b>Total</b>	<b>Explanation</b>
<b>TAFP AFTER VETOES</b>									
			EE	0.00	6,368,754	0	336,740	6,705,494	
			<b>Total</b>	<b>0.00</b>	<b>6,368,754</b>	<b>0</b>	<b>336,740</b>	<b>6,705,494</b>	
<b>DEPARTMENT CORE ADJUSTMENTS</b>									
Transfer In	2131	1112	EE	0.00	20,414	0	0	20,414	Transfer in from Department of Corrections.
Core Reallocation	1966	6073	EE	0.00	0	0	(81,543)	(81,543)	Reallocation to align budget based on need.
Core Reallocation	1966	1112	EE	0.00	(74,974)	0	0	(74,974)	Reallocation to align budget based on need.
			<b>NET DEPARTMENT CHANGES</b>	<b>0.00</b>	<b>(54,560)</b>	<b>0</b>	<b>(81,543)</b>	<b>(136,103)</b>	
<b>DEPARTMENT CORE REQUEST</b>									
			EE	0.00	6,314,194	0	255,197	6,569,391	
			<b>Total</b>	<b>0.00</b>	<b>6,314,194</b>	<b>0</b>	<b>255,197</b>	<b>6,569,391</b>	
<b>GOVERNOR'S RECOMMENDED CORE</b>									
			EE	0.00	6,314,194	0	255,197	6,569,391	
			<b>Total</b>	<b>0.00</b>	<b>6,314,194</b>	<b>0</b>	<b>255,197</b>	<b>6,569,391</b>	



**CORE RECONCILIATION DETAIL**

**STATE**

**CORRECTIONS STATE OWNED**

**5. CORE RECONCILIATION DETAIL**

	<b>Budget Class</b>	<b>FTE</b>	<b>GR</b>	<b>Federal</b>	<b>Other</b>	<b>Total</b>	<b>Explanation</b>	
<b>TAFP AFTER VETOES</b>								
	EE	0.00	960,426	0	0	960,426		
	<b>Total</b>	<b>0.00</b>	<b>960,426</b>	<b>0</b>	<b>0</b>	<b>960,426</b>		
<b>DEPARTMENT CORE ADJUSTMENTS</b>								
Core Reallocation	2003 7748	EE	0.00	8,611	0	0	8,611	Reallocation to align budget based on need.
<b>NET DEPARTMENT CHANGES</b>			<b>0.00</b>	<b>8,611</b>	<b>0</b>	<b>0</b>	<b>8,611</b>	
<b>DEPARTMENT CORE REQUEST</b>								
	EE	0.00	969,037	0	0	969,037		
	<b>Total</b>	<b>0.00</b>	<b>969,037</b>	<b>0</b>	<b>0</b>	<b>969,037</b>		
<b>GOVERNOR'S RECOMMENDED CORE</b>								
	EE	0.00	969,037	0	0	969,037		
	<b>Total</b>	<b>0.00</b>	<b>969,037</b>	<b>0</b>	<b>0</b>	<b>969,037</b>		

**CORE DECISION ITEM**

<b>Department:</b> Elementary and Secondary Education	<b>Budget Unit:</b> 33813C, 33815C, & 33816C
<b>Division:</b>	
<b>Core:</b> HB13 Real Estate	<b>HB Section:</b> 13.005, 13.010, & 13.015

**1. CORE FINANCIAL SUMMARY**

	FY21 Budget Request					FY21 Governor Recommends			
	GR	Federal	Other	Total		GR	Federal	Other	Total
PS	0	0	0	0	PS	0	0	0	0
EE	5,026,023	3,189,735	38,568	8,254,326	EE	0	0	0	0
PSD	0	0	0	0	PSD	0	0	0	0
TRF	0	0	0	0	TRF	0	0	0	0
<b>Total</b>	<b>5,026,023</b>	<b>3,189,735</b>	<b>38,568</b>	<b>8,254,326</b>	<b>Total</b>	<b>0</b>	<b>0</b>	<b>0</b>	<b>0</b>
FTE	0.00	0.00	0.00	0.00	FTE	0.00	0.00	0.00	0.00

<b>Est. Fringe</b>	0	0	0	0
--------------------	---	---	---	---

*Note: Fringes budgeted in House Bill 5 except for certain fringes budgeted directly to MoDOT, Highway Patrol, and Conservation.*

<b>Est. Fringe</b>	0	0	0	0
--------------------	---	---	---	---

*Note: Fringes budgeted in House Bill 5 except for certain fringes budgeted directly to MoDOT, Highway Patrol, and Conservation.*

Other Funds: See Fund Summary.

Other Funds: See Fund Summary.

**2. CORE DESCRIPTION**

The Division of Facilities Management, Design & Construction (FMDC) is responsible for the oversight and management of approximately thirty five (35) lease contracts, totaling over one hundred and seventy seven thousand (177,000) sq. ft., one hundred and eighty six thousand (186,000) sq. ft. of state-owned space and one million one hundred thousand (1.1M) sq. ft. of institutional space on behalf of the Department of Elementary & Secondary Education.

	FY21 Budget Request					FY21 Governor Recommends			
	GR	Federal	Other	Total		GR	Federal	Other	Total
Leasing	\$458,097	\$1,814,195	\$38,568	\$2,310,860	Leasing				\$0
State-Owned	\$335,760	\$1,375,540	\$0	\$1,711,300	State-Owned				\$0
Institutional	\$4,232,166	\$0	\$0	\$4,232,166	Institutional				\$0
<b>Total</b>	<b>\$5,026,023</b>	<b>\$3,189,735</b>	<b>\$38,568</b>	<b>\$8,254,326</b>	<b>Total</b>	<b>\$0</b>	<b>\$0</b>	<b>\$0</b>	<b>\$0</b>

**3. PROGRAM LISTING (list programs included in this core funding)**

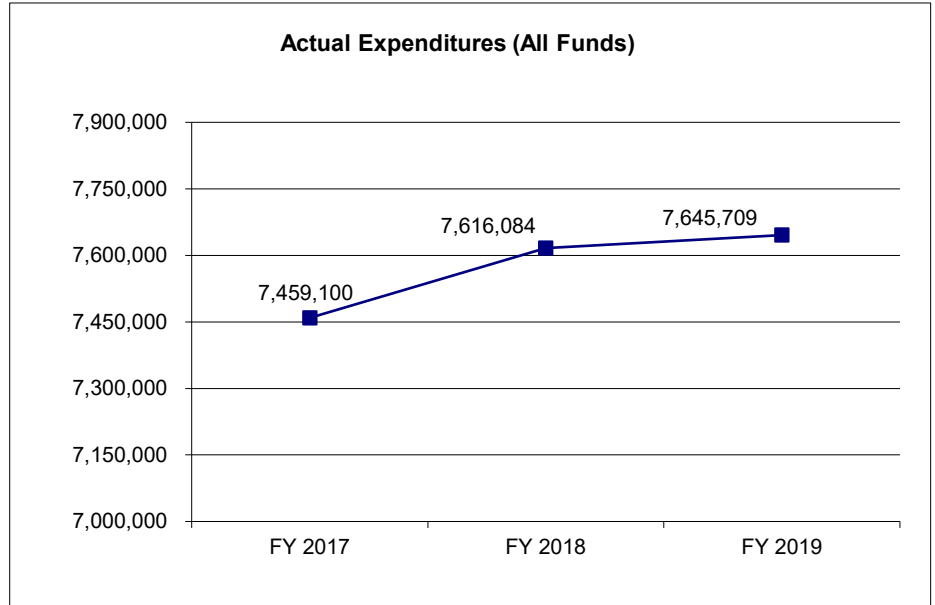
N/A

**CORE DECISION ITEM**

<b>Department:</b> Elementary and Secondary Education	<b>Budget Unit:</b> 33813C, 33815C, & 33816C
<b>Division:</b>	
<b>Core:</b> HB13 Real Estate	<b>HB Section:</b> 13.005, 13.010, & 13.015

**4. FINANCIAL HISTORY**

	FY 2017 Actual	FY 2018 Actual	FY 2019 Actual	FY 2020 Current Yr.
Appropriation (All Funds)	7,866,180	7,949,821	8,110,069	8,259,772
Less Reverted (All Funds)	(139,246)	(24,393)	(146,323)	(150,849)
Less Restricted (All Funds)*	0	0	0	0
Budget Authority (All Funds)	7,726,934	7,925,428	7,963,746	8,108,923
Actual Expenditures (All Funds)	7,459,100	7,616,084	7,645,709	N/A
Unexpended (All Funds)	267,834	309,344	318,037	0
Unexpended, by Fund:				
General Revenue	52,834	167,083	(36,358)	N/A
Federal	212,870	139,927	344,970	N/A
Other	2,130	2,334	9,425	N/A



\*Restricted amount is as of \_\_\_\_\_.

Reverted includes the statutory three-percent reserve amount (when applicable).

Restricted includes any Governor's Expenditure Restrictions which remained at the end of the fiscal year (when applicable).

**NOTES:**

Expenditures by HB Section:		FY 2017 Actual	FY 2018 Actual	FY 2019 Actual
13.005	Leasing	2,423,171	2,278,707	2,137,852
13.010	State-Owned	1,263,447	1,476,681	1,496,508
13.015	Institutional	3,772,482	3,860,696	4,011,349
	Total	7,459,100	7,616,084	7,645,709

**CORE RECONCILIATION DETAIL**

**STATE**

**DESE LEASING**

**5. CORE RECONCILIATION DETAIL**

			<b>Budget Class</b>	<b>FTE</b>	<b>GR</b>	<b>Federal</b>	<b>Other</b>	<b>Total</b>	<b>Explanation</b>
<b>TAFP AFTER VETOES</b>									
			EE	0.00	431,833	1,963,739	40,444	2,436,016	
			<b>Total</b>	<b>0.00</b>	<b>431,833</b>	<b>1,963,739</b>	<b>40,444</b>	<b>2,436,016</b>	
<b>DEPARTMENT CORE ADJUSTMENTS</b>									
Core Reallocation	1962 1034		EE	0.00	0	(11)	0	(11)	Reallocation to align budget based on need.
Core Reallocation	1962 1035		EE	0.00	0	(147,659)	0	(147,659)	Reallocation to align budget based on need.
Core Reallocation	1962 2478		EE	0.00	0	0	(1,311)	(1,311)	Reallocation to align budget based on need.
Core Reallocation	1962 2486		EE	0.00	0	(1,874)	0	(1,874)	Reallocation to align budget based on need.
Core Reallocation	1962 6923		EE	0.00	0	0	(565)	(565)	Reallocation to align budget based on need.
Core Reallocation	1962 1033		EE	0.00	26,264	0	0	26,264	Reallocation to align budget based on need.
			<b>NET DEPARTMENT CHANGES</b>	<b>0.00</b>	<b>26,264</b>	<b>(149,544)</b>	<b>(1,876)</b>	<b>(125,156)</b>	
<b>DEPARTMENT CORE REQUEST</b>									
			EE	0.00	458,097	1,814,195	38,568	2,310,860	
			<b>Total</b>	<b>0.00</b>	<b>458,097</b>	<b>1,814,195</b>	<b>38,568</b>	<b>2,310,860</b>	
<b>GOVERNOR'S RECOMMENDED CORE</b>									
			EE	0.00	458,097	1,814,195	38,568	2,310,860	
			<b>Total</b>	<b>0.00</b>	<b>458,097</b>	<b>1,814,195</b>	<b>38,568</b>	<b>2,310,860</b>	

**CORE RECONCILIATION DETAIL**

**STATE**

**DESE STATE OWNED**

**5. CORE RECONCILIATION DETAIL**

		<b>Budget Class</b>	<b>FTE</b>	<b>GR</b>	<b>Federal</b>	<b>Other</b>	<b>Total</b>	<b>Explanation</b>
<b>TAFP AFTER VETOES</b>								
		EE	0.00	364,302	1,227,288	0	1,591,590	
		<b>Total</b>	<b>0.00</b>	<b>364,302</b>	<b>1,227,288</b>	<b>0</b>	<b>1,591,590</b>	
<b>DEPARTMENT CORE ADJUSTMENTS</b>								
Core Reallocation	2005 7660	EE	0.00	0	163,095	0	163,095	Reallocation to align budget based on need.
Core Reallocation	2005 7661	EE	0.00	0	(14,843)	0	(14,843)	Reallocation to align budget based on need.
Core Reallocation	2005 7659	EE	0.00	(28,542)	0	0	(28,542)	Reallocation to align budget based on need.
		<b>NET DEPARTMENT CHANGES</b>	<b>0.00</b>	<b>(28,542)</b>	<b>148,252</b>	<b>0</b>	<b>119,710</b>	
<b>DEPARTMENT CORE REQUEST</b>								
		EE	0.00	335,760	1,375,540	0	1,711,300	
		<b>Total</b>	<b>0.00</b>	<b>335,760</b>	<b>1,375,540</b>	<b>0</b>	<b>1,711,300</b>	
<b>GOVERNOR'S RECOMMENDED CORE</b>								
		EE	0.00	335,760	1,375,540	0	1,711,300	
		<b>Total</b>	<b>0.00</b>	<b>335,760</b>	<b>1,375,540</b>	<b>0</b>	<b>1,711,300</b>	

**CORE RECONCILIATION DETAIL**

**STATE**

**DESE INSTITUTIONAL**

**5. CORE RECONCILIATION DETAIL**

	<b>Budget Class</b>	<b>FTE</b>	<b>GR</b>	<b>Federal</b>	<b>Other</b>	<b>Total</b>	<b>Explanation</b>
<b>TAFP AFTER VETOES</b>							
	EE	0.00	4,232,166	0	0	4,232,166	
	<b>Total</b>	<b>0.00</b>	<b>4,232,166</b>	<b>0</b>	<b>0</b>	<b>4,232,166</b>	
<b>DEPARTMENT CORE REQUEST</b>							
	EE	0.00	4,232,166	0	0	4,232,166	
	<b>Total</b>	<b>0.00</b>	<b>4,232,166</b>	<b>0</b>	<b>0</b>	<b>4,232,166</b>	
<b>GOVERNOR'S RECOMMENDED CORE</b>							
	EE	0.00	4,232,166	0	0	4,232,166	
	<b>Total</b>	<b>0.00</b>	<b>4,232,166</b>	<b>0</b>	<b>0</b>	<b>4,232,166</b>	

**CORE DECISION ITEM**

<b>Department:</b> Economic Development	<b>Budget Unit:</b> 34151C & 34153C
<b>Division:</b>	
<b>Core:</b> HB13 Real Estate	<b>HB Section:</b> 13.005 & 13.010

**1. CORE FINANCIAL SUMMARY**

	FY 2021 Budget Request					FY 2021 Governor's Recommendation			
	GR	Federal	Other	Total		GR	Federal	Other	Total
PS	0	0	0	0	PS	0	0	0	0
EE	256,780	0	169,633	426,413	EE	0	0	0	0
PSD	0	0	0	0	PSD	0	0	0	0
TRF	0	0	0	0	TRF	0	0	0	0
<b>Total</b>	<b>256,780</b>	<b>0</b>	<b>169,633</b>	<b>426,413</b>	<b>Total</b>	<b>0</b>	<b>0</b>	<b>0</b>	<b>0</b>
<b>FTE</b>	<b>0.00</b>	<b>0.00</b>	<b>0.00</b>	<b>0.00</b>	<b>FTE</b>	<b>0.00</b>	<b>0.00</b>	<b>0.00</b>	<b>0.00</b>

<b>Est. Fringe</b>	0	0	0	0
--------------------	---	---	---	---

*Note: Fringes budgeted in House Bill 5 except for certain fringes budgeted directly to MoDOT, Highway Patrol, and Conservation.*

<b>Est. Fringe</b>	0	0	0	0
--------------------	---	---	---	---

*Note: Fringes budgeted in House Bill 5 except for certain fringes budgeted directly to MoDOT, Highway Patrol, and Conservation.*

Other Funds: See Fund Summary.

Other Funds: See Fund Summary.

**2. CORE DESCRIPTION**

The Division of Facilities Management, Design & Construction (FMDC) is responsible for the oversight and management of approximately thirty (30) lease contracts, totaling over one hundred and seventy nine thousand (179,000) sq. ft. and approximately one hundred and seventy two thousand (172,000) sq. ft. of state-owned space on behalf of the Department of Economic Development.

	FY21 Budget Request					FY21 Governor Recommends			
	GR	Federal	Other	Total		GR	Federal	Other	Total
Leasing	\$0	\$0	\$14,427	\$14,427	Leasing				\$0
State-Owned	\$256,780	\$0	\$155,206	\$411,986	State-Owned				\$0
<b>Total</b>	<b>\$256,780</b>	<b>\$0</b>	<b>\$169,633</b>	<b>\$426,413</b>	<b>Total</b>	<b>\$0</b>	<b>\$0</b>	<b>\$0</b>	<b>\$0</b>

**3. PROGRAM LISTING (list programs included in this core funding)**

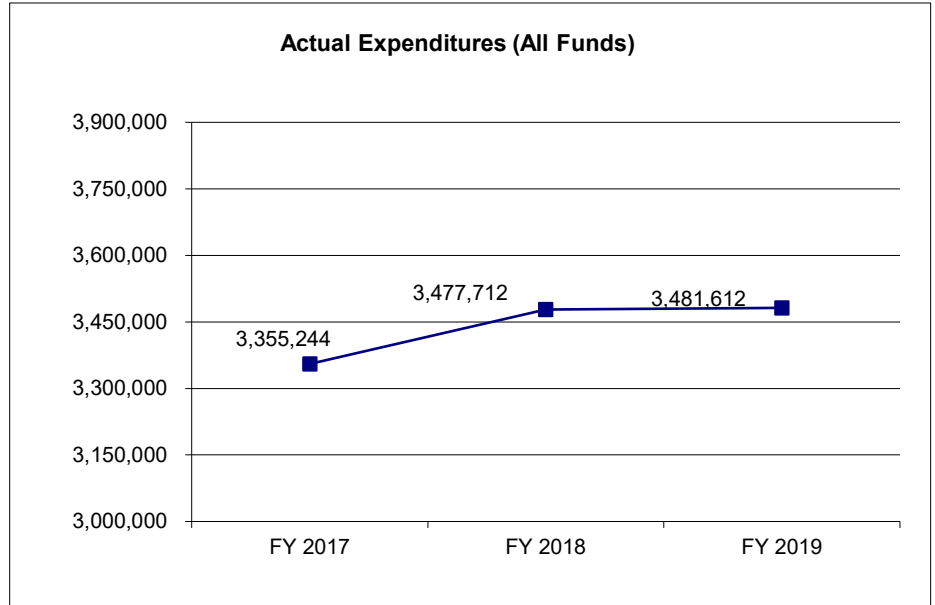
N/A

**CORE DECISION ITEM**

<b>Department:</b> Economic Development	<b>Budget Unit:</b> 34151C & 34153C
<b>Division:</b>	
<b>Core:</b> HB13 Real Estate	<b>HB Section:</b> 13.005 & 13.010

**4. FINANCIAL HISTORY**

	FY 2017 Actual	FY 2018 Actual	FY 2019 Actual	FY 2020 Current Yr.
Appropriation (All Funds)	3,792,277	3,916,081	3,835,518	348,463
Less Reverted (All Funds)	(1,517)	(1,152)	(7,262)	(5,951)
Less Restricted (All Funds)*	0	0	0	0
Budget Authority (All Funds)	3,790,760	3,914,929	3,828,256	342,512
Actual Expenditures (All Funds)	3,355,244	3,477,712	3,481,612	N/A
Unexpended (All Funds)	435,516	437,217	346,644	0
Unexpended, by Fund:				
General Revenue	(195)	(4)	243	N/A
Federal	421,997	434,787	300,671	N/A
Other	8,441	2,434	45,730	N/A



\*Restricted amount is as of \_\_\_\_\_.

Reverted includes the statutory three-percent reserve amount (when applicable).

Restricted includes any Governor's Expenditure Restrictions which remained at the end of the fiscal year (when applicable).

**NOTES:**

Expenditures by HB Section:		FY 2017 Actual	FY 2018 Actual	FY 2019 Actual
13.005	Leasing	2,170,634	2,195,298	2,273,309
13.010	State-Owned	1,184,610	1,282,414	1,208,303
13.015	Institutional	0	0	0
	<b>Total</b>	<b>3,355,244</b>	<b>3,477,712</b>	<b>3,481,612</b>



**CORE RECONCILIATION DETAIL**

STATE

DED LEASING

**5. CORE RECONCILIATION DETAIL**

	Budget Class	FTE	GR	Federal	Other	Total	Explanation
<b>TAFP AFTER VETOES</b>							
	EE	0.00	0	0	4,245	4,245	
	<b>Total</b>	<b>0.00</b>	<b>0</b>	<b>0</b>	<b>4,245</b>	<b>4,245</b>	
<b>DEPARTMENT CORE ADJUSTMENTS</b>							
Core Reallocation	1950 1982	EE	0.00	0	0	10,182	10,182 Reallocation to align budget based on need.
<b>NET DEPARTMENT CHANGES</b>		<b>0.00</b>	<b>0</b>	<b>0</b>	<b>10,182</b>	<b>10,182</b>	
<b>DEPARTMENT CORE REQUEST</b>							
	EE	0.00	0	0	14,427	14,427	
	<b>Total</b>	<b>0.00</b>	<b>0</b>	<b>0</b>	<b>14,427</b>	<b>14,427</b>	
<b>GOVERNOR'S RECOMMENDED CORE</b>							
	EE	0.00	0	0	14,427	14,427	
	<b>Total</b>	<b>0.00</b>	<b>0</b>	<b>0</b>	<b>14,427</b>	<b>14,427</b>	

**CORE RECONCILIATION DETAIL**

**STATE**

**DED STATE OWNED**

**5. CORE RECONCILIATION DETAIL**

		<b>Budget Class</b>	<b>FTE</b>	<b>GR</b>	<b>Federal</b>	<b>Other</b>	<b>Total</b>	<b>Explanation</b>
<b>TAFP AFTER VETOES</b>								
		EE	0.00	198,383	0	145,835	344,218	
		<b>Total</b>	<b>0.00</b>	<b>198,383</b>	<b>0</b>	<b>145,835</b>	<b>344,218</b>	
<b>DEPARTMENT CORE ADJUSTMENTS</b>								
Core Reallocation	2004 7698	EE	0.00	0	0	20,643	20,643	Reallocation to align budget based on need.
Core Reallocation	2004 7706	EE	0.00	0	0	(11,272)	(11,272)	Reallocation to align budget based on need.
Core Reallocation	2004 7691	EE	0.00	58,397	0	0	58,397	Reallocation to align budget based on need.
		<b>NET DEPARTMENT CHANGES</b>	<b>0.00</b>	<b>58,397</b>	<b>0</b>	<b>9,371</b>	<b>67,768</b>	
<b>DEPARTMENT CORE REQUEST</b>								
		EE	0.00	256,780	0	155,206	411,986	
		<b>Total</b>	<b>0.00</b>	<b>256,780</b>	<b>0</b>	<b>155,206</b>	<b>411,986</b>	
<b>GOVERNOR'S RECOMMENDED CORE</b>								
		EE	0.00	256,780	0	155,206	411,986	
		<b>Total</b>	<b>0.00</b>	<b>256,780</b>	<b>0</b>	<b>155,206</b>	<b>411,986</b>	

**CORE DECISION ITEM**

<b>Department:</b> Office of Administration	<b>Budget Unit:</b> 34030C
<b>Division:</b> Ethics Commission	
<b>Core:</b> HB13 Real Estate	<b>HB Section:</b> 13.005

**1. CORE FINANCIAL SUMMARY**

	FY20 Budget Request			
	GR	Federal	Other	Total
PS	0	0	0	0
EE	110,411	0	0	110,411
PSD	0	0	0	0
TRF	0	0	0	0
<b>Total</b>	<b>110,411</b>	<b>0</b>	<b>0</b>	<b>110,411</b>
<b>FTE</b>	<b>0.00</b>	<b>0.00</b>	<b>0.00</b>	<b>0.00</b>

	FY20 Governor Recommends			
	GR	Federal	Other	Total
PS	0	0	0	0
EE	0	0	0	0
PSD	0	0	0	0
TRF	0	0	0	0
<b>Total</b>	<b>0</b>	<b>0</b>	<b>0</b>	<b>0</b>
<b>FTE</b>	<b>0.00</b>	<b>0.00</b>	<b>0.00</b>	<b>0.00</b>

<b>Est. Fringe</b>	0	0	0	0
--------------------	---	---	---	---

*Note: Fringes budgeted in House Bill 5 except for certain fringes budgeted directly to MoDOT, Highway Patrol, and Conservation.*

<b>Est. Fringe</b>	0	0	0	0
--------------------	---	---	---	---

*Note: Fringes budgeted in House Bill 5 except for certain fringes budgeted directly to MoDOT, Highway Patrol, and Conservation.*

Other Funds: None.

Other Funds: None.

**2. CORE DESCRIPTION**

The Division of Facilities Management, Design & Construction (FMDC) is responsible for the oversight and management of one (1) lease contract for approximately seven thousand (7,000) sq. ft. of leased space on behalf of the Ethics Commission.

	FY20 Budget Request			
	GR	Federal	Other	Total
Leasing	\$110,411	\$0	\$0	\$110,411
<b>Total</b>	<b>\$110,411</b>	<b>\$0</b>	<b>\$0</b>	<b>\$110,411</b>

	FY20 Governor Recommends			
	GR	Federal	Other	Total
Leasing	\$0	\$0	\$0	\$0
<b>Total</b>	<b>\$0</b>	<b>\$0</b>	<b>\$0</b>	<b>\$0</b>

**3. PROGRAM LISTING (list programs included in this core funding)**

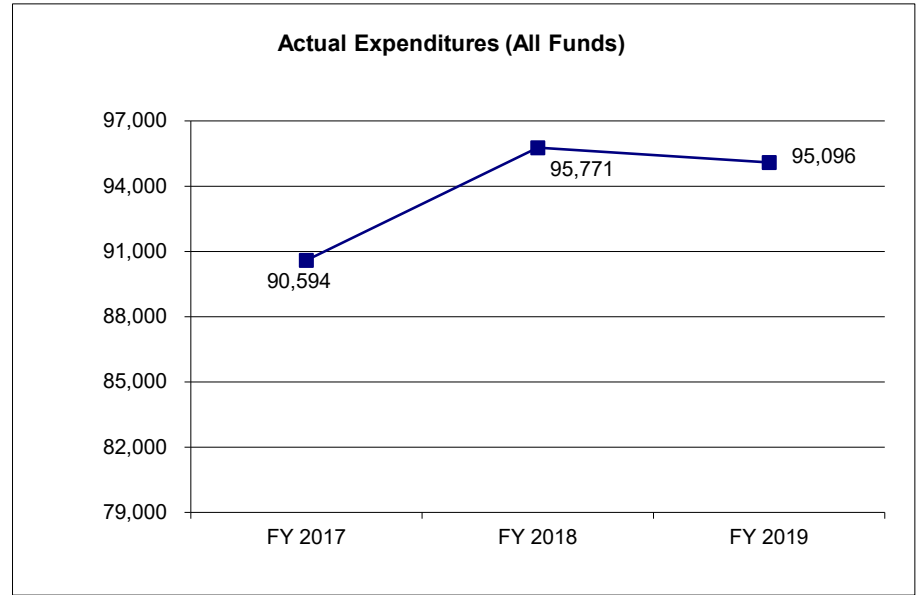
N/A

**CORE DECISION ITEM**

<b>Department:</b> Office of Administration	<b>Budget Unit:</b> 34030C
<b>Division:</b> Ethics Commission	
<b>Core:</b> HB13 Real Estate	<b>HB Section:</b> 13.005

**4. FINANCIAL HISTORY**

	<b>FY 2017 Actual</b>	<b>FY 2018 Actual</b>	<b>FY 2019 Actual</b>	<b>FY 2020 Current Yr.</b>
Appropriation (All Funds)	99,124	99,181	102,142	105,966
Less Reverted (All Funds)	(2,974)	0	(3,064)	(3,179)
Less Restricted (All Funds)*	0	0	0	0
Budget Authority (All Funds)	96,150	99,181	99,078	102,787
Actual Expenditures (All Funds)	90,594	95,771	95,096	N/A
Unexpended (All Funds)	5,556	3,410	3,982	0
Unexpended, by Fund:				
General Revenue	5,556	3,410	3,982	N/A
Federal	0	0	0	N/A
Other	0	0	0	N/A



\*Restricted amount is as of 1/23/19.

Reverted includes the statutory three-percent reserve amount (when applicable).

Restricted includes any Governor's Expenditure Restrictions which remained at the end of the fiscal year (when applicable).

**NOTES:**

<b>Expenditures by HB Section:</b>		<b>FY 2017 Actual</b>	<b>FY 2018 Actual</b>	<b>FY 2019 Actual</b>
13.005	Leasing	90,594	95,771	95,096
13.010	State-Owned	0	0	0
13.015	Institutional	0	0	0
	<b>Total</b>	<b>90,594</b>	<b>95,771</b>	<b>95,096</b>

**CORE RECONCILIATION DETAIL**

**STATE**

**ETHICS COMMISSION LEASING**

**5. CORE RECONCILIATION DETAIL**

	<b>Budget Class</b>	<b>FTE</b>	<b>GR</b>	<b>Federal</b>	<b>Other</b>	<b>Total</b>	<b>Explanation</b>	
<b>TAFP AFTER VETOES</b>								
	EE	0.00	105,966	0	0	105,966		
	<b>Total</b>	<b>0.00</b>	<b>105,966</b>	<b>0</b>	<b>0</b>	<b>105,966</b>		
<b>DEPARTMENT CORE ADJUSTMENTS</b>								
Core Reallocation	1970 3271	EE	0.00	4,445	0	0	4,445	Reallocation to align budget based on need.
<b>NET DEPARTMENT CHANGES</b>			<b>0.00</b>	<b>4,445</b>	<b>0</b>	<b>0</b>	<b>4,445</b>	
<b>DEPARTMENT CORE REQUEST</b>								
	EE	0.00	110,411	0	0	110,411		
	<b>Total</b>	<b>0.00</b>	<b>110,411</b>	<b>0</b>	<b>0</b>	<b>110,411</b>		
<b>GOVERNOR'S RECOMMENDED CORE</b>								
	EE	0.00	110,411	0	0	110,411		
	<b>Total</b>	<b>0.00</b>	<b>110,411</b>	<b>0</b>	<b>0</b>	<b>110,411</b>		

**CORE DECISION ITEM**

<b>Department:</b> Public Safety	<b>Budget Unit:</b> 34240C & 34232C
<b>Division:</b> Gaming Commission	
<b>Core:</b> HB13 Real Estate	<b>HB Section:</b> 13.005 & 13.010

**1. CORE FINANCIAL SUMMARY**

	FY21 Budget Request					FY21 Governor Recommends			
	GR	Federal	Other	Total		GR	Federal	Other	Total
<b>PS</b>	0	0	0	0	<b>PS</b>	0	0	0	0
<b>EE</b>	0	0	498,434	498,434	<b>EE</b>	0	0	0	0
<b>PSD</b>	0	0	0	0	<b>PSD</b>	0	0	0	0
<b>TRF</b>	0	0	0	0	<b>TRF</b>	0	0	0	0
<b>Total</b>	<b>0</b>	<b>0</b>	<b>498,434</b>	<b>498,434</b>	<b>Total</b>	<b>0</b>	<b>0</b>	<b>0</b>	<b>0</b>
<b>FTE</b>	<b>0.00</b>	<b>0.00</b>	<b>0.00</b>	<b>0.00</b>	<b>FTE</b>	<b>0.00</b>	<b>0.00</b>	<b>0.00</b>	<b>0.00</b>
<i>Est. Fringe</i>	0	0	0	0	<i>Est. Fringe</i>	0	0	0	0
<i>Note: Fringes budgeted in House Bill 5 except for certain fringes budgeted directly to MoDOT, Highway Patrol, and Conservation.</i>					<i>Note: Fringes budgeted in House Bill 5 except for certain fringes budgeted directly to MoDOT, Highway Patrol, and Conservation.</i>				

Other Funds: See Fund Summary.

Other Funds: See Fund Summary.

**2. CORE DESCRIPTION**

The Division of Facilities Management, Design & Construction (FMDC) is responsible for the oversight and management of two (2) lease contracts, totaling approximately thirty one thousand (31,000) sq. ft. and approximately six thousand four hundred (6,400) sq. ft. of state-owned space on behalf of the Gaming Commission.

	FY21 Budget Request					FY21 Governor Recommends			
	GR	Federal	Other	Total		GR	Federal	Other	Total
Leasing	\$0	\$0	\$420,783	\$420,783	Leasing	\$0	\$0	\$0	\$0
State-Owned	\$0	\$0	\$77,651	\$77,651	State-Owned	\$0	\$0	\$0	\$0
<b>Total</b>	<b>\$0</b>	<b>\$0</b>	<b>\$498,434</b>	<b>\$498,434</b>	<b>Total</b>	<b>\$0</b>	<b>\$0</b>	<b>\$0</b>	<b>\$0</b>

**3. PROGRAM LISTING (list programs included in this core funding)**

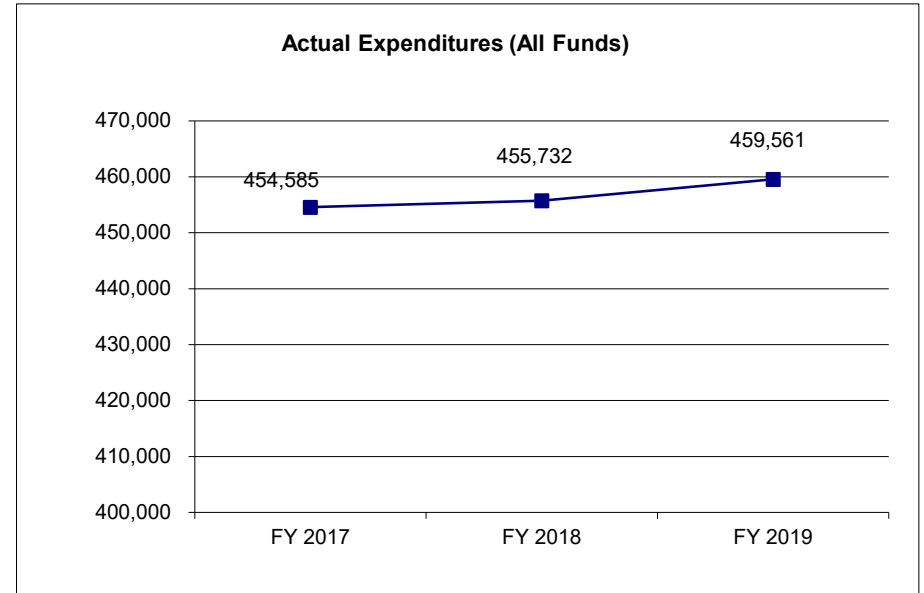
N/A

**CORE DECISION ITEM**

<b>Department:</b> Public Safety	<b>Budget Unit:</b> 34240C & 34232C
<b>Division:</b> Gaming Commission	
<b>Core:</b> HB13 Real Estate	<b>HB Section:</b> 13.005 & 13.010

**4. FINANCIAL HISTORY**

	<b>FY 2017 Actual</b>	<b>FY 2018 Actual</b>	<b>FY 2019 Actual</b>	<b>FY 2020 Current Yr.</b>
Appropriation (All Funds)	467,563	465,488	471,820	485,383
Less Reverted (All Funds)	0	0	0	0
Less Restricted (All Funds)*	0	0	0	0
Budget Authority (All Funds)	467,563	465,488	471,820	485,383
Actual Expenditures (All Funds)	454,585	455,732	459,561	N/A
Unexpended (All Funds)	12,978	9,756	12,259	0
Unexpended, by Fund:				
General Revenue	0	0	0	N/A
Federal	0	0	0	N/A
Other	12,978	9,756	12,259	N/A



\*Restricted amount is as of \_\_\_\_\_.

Reverted includes the statutory three-percent reserve amount (when applicable).

Restricted includes any Governor's Expenditure Restrictions which remained at the end of the fiscal year (when applicable).

**NOTES:**

<b>Expenditures by HB Section:</b>		<b>FY 2017 Actual</b>	<b>FY 2018 Actual</b>	<b>FY 2019 Actual</b>
13.005	Leasing	380,869	379,682	381,143
13.010	State-Owned	73,716	76,050	78,418
13.015	Institutional	0	0	0
	<b>Total</b>	<b>454,585</b>	<b>455,732</b>	<b>459,561</b>

**CORE RECONCILIATION DETAIL**

**STATE**

**GAMING COMMISSION LEASING**

**5. CORE RECONCILIATION DETAIL**

	<b>Budget Class</b>	<b>FTE</b>	<b>GR</b>	<b>Federal</b>	<b>Other</b>	<b>Total</b>	<b>Explanation</b>	
<b>TAFP AFTER VETOES</b>								
	EE	0.00	0	0	407,686	407,686		
	<b>Total</b>	<b>0.00</b>	<b>0</b>	<b>0</b>	<b>407,686</b>	<b>407,686</b>		
<b>DEPARTMENT CORE ADJUSTMENTS</b>								
Core Reallocation	1973 3198	EE	0.00	0	0	13,097	13,097	Reallocation to align budget based on need.
<b>NET DEPARTMENT CHANGES</b>			<b>0.00</b>	<b>0</b>	<b>0</b>	<b>13,097</b>	<b>13,097</b>	
<b>DEPARTMENT CORE REQUEST</b>								
	EE	0.00	0	0	420,783	420,783		
	<b>Total</b>	<b>0.00</b>	<b>0</b>	<b>0</b>	<b>420,783</b>	<b>420,783</b>		
<b>GOVERNOR'S RECOMMENDED CORE</b>								
	EE	0.00	0	0	420,783	420,783		
	<b>Total</b>	<b>0.00</b>	<b>0</b>	<b>0</b>	<b>420,783</b>	<b>420,783</b>		



**CORE RECONCILIATION DETAIL**

**STATE**

**GAMING COMMISSION STATE OWNED**

**5. CORE RECONCILIATION DETAIL**

	<b>Budget Class</b>	<b>FTE</b>	<b>GR</b>	<b>Federal</b>	<b>Other</b>	<b>Total</b>	<b>Explanation</b>
<b>TAFP AFTER VETOES</b>							
	EE	0.00	0	0	77,697	77,697	
	<b>Total</b>	<b>0.00</b>	<b>0</b>	<b>0</b>	<b>77,697</b>	<b>77,697</b>	
<b>DEPARTMENT CORE ADJUSTMENTS</b>							
Core Reallocation	2013 7883	EE	0.00	0	(46)	(46)	Reallocation to align budget based on need.
<b>NET DEPARTMENT CHANGES</b>		<b>0.00</b>	<b>0</b>	<b>0</b>	<b>(46)</b>	<b>(46)</b>	
<b>DEPARTMENT CORE REQUEST</b>							
	EE	0.00	0	0	77,651	77,651	
	<b>Total</b>	<b>0.00</b>	<b>0</b>	<b>0</b>	<b>77,651</b>	<b>77,651</b>	
<b>GOVERNOR'S RECOMMENDED CORE</b>							
	EE	0.00	0	0	77,651	77,651	
	<b>Total</b>	<b>0.00</b>	<b>0</b>	<b>0</b>	<b>77,651</b>	<b>77,651</b>	

**CORE DECISION ITEM**

<b>Department:</b> Office of the Governor	<b>Budget Unit:</b> 34394C
<b>Division:</b>	
<b>Core:</b> HB13 Real Estate	<b>HB Section:</b> 13.010

**1. CORE FINANCIAL SUMMARY**

	FY21 Budget Request			
	GR	Federal	Other	Total
PS	0	0	0	0
EE	489,168	0	0	489,168
PSD	0	0	0	0
TRF	0	0	0	0
<b>Total</b>	<b>489,168</b>	<b>0</b>	<b>0</b>	<b>489,168</b>
<b>FTE</b>	<b>0.00</b>	<b>0.00</b>	<b>0.00</b>	<b>0.00</b>

	FY21 Governor Recommends			
	GR	Federal	Other	Total
PS	0	0	0	0
EE	0	0	0	0
PSD	0	0	0	0
TRF	0	0	0	0
<b>Total</b>	<b>0</b>	<b>0</b>	<b>0</b>	<b>0</b>
<b>FTE</b>	<b>0.00</b>	<b>0.00</b>	<b>0.00</b>	<b>0.00</b>

<b>Est. Fringe</b>	0	0	0	0
--------------------	---	---	---	---

*Note: Fringes budgeted in House Bill 5 except for certain fringes budgeted directly to MoDOT, Highway Patrol, and Conservation.*

<b>Est. Fringe</b>	0	0	0	0
--------------------	---	---	---	---

*Note: Fringes budgeted in House Bill 5 except for certain fringes budgeted directly to MoDOT, Highway Patrol, and Conservation.*

Other Funds: None.

Other Funds: None.

**2. CORE DESCRIPTION**

The Division of Facilities Management, Design & Construction (FMDC) is responsible for the oversight and management of approximately forty two thousand (42,000) sq. ft. of state-owned property on behalf of the Governor's Office.

	FY21 Budget Request			
	GR	Federal	Other	Total
State-Owned	\$489,168	\$0	\$0	\$489,168
<b>Total</b>	<b>\$489,168</b>	<b>\$0</b>	<b>\$0</b>	<b>\$489,168</b>

	FY21 Governor Recommends			
	GR	Federal	Other	Total
State-Owned	\$0	\$0	\$0	\$0
<b>Total</b>	<b>\$0</b>	<b>\$0</b>	<b>\$0</b>	<b>\$0</b>

**3. PROGRAM LISTING (list programs included in this core funding)**

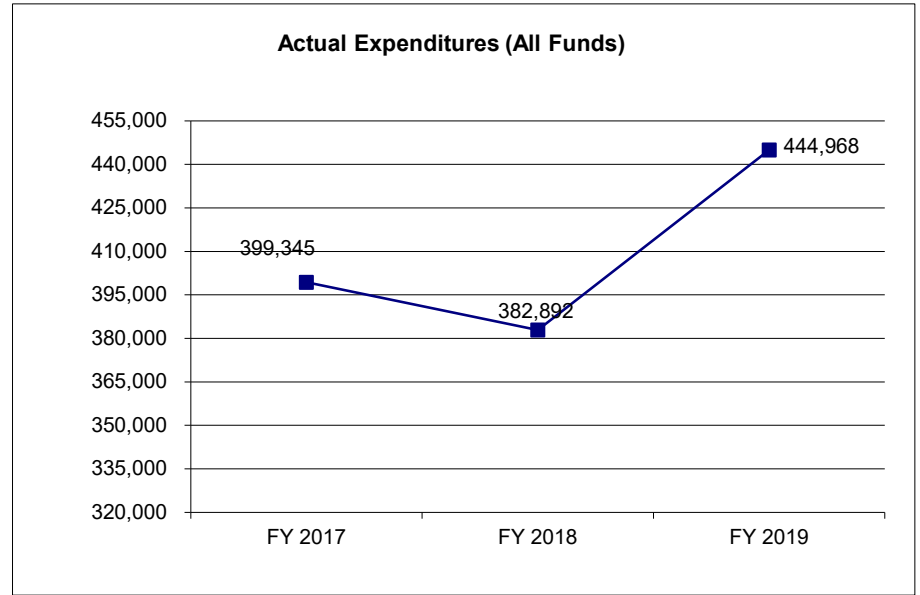
N/A

**CORE DECISION ITEM**

<b>Department:</b> Office of the Governor	<b>Budget Unit:</b> 34394C
<b>Division:</b>	
<b>Core:</b> HB13 Real Estate	<b>HB Section:</b> 13.010

**4. FINANCIAL HISTORY**

	FY 2017 Actual	FY 2018 Actual	FY 2019 Actual	FY 2020 Current Yr.
Appropriation (All Funds)	399,951	387,455	433,352	473,206
Less Reverted (All Funds)	0	0	0	(14,196)
Less Restricted (All Funds)*	0	0	0	0
Budget Authority (All Funds)	399,951	387,455	433,352	459,010
Actual Expenditures (All Funds)	399,345	382,892	444,968	N/A
Unexpended (All Funds)	606	4,563	(11,616)	0
Unexpended, by Fund:				
General Revenue	606	4,563	(11,616)	N/A
Federal	0	0	0	N/A
Other	0	0	0	N/A



\*Restricted amount is as of \_\_\_\_\_.

Reverted includes the statutory three-percent reserve amount (when applicable).

Restricted includes any Governor's Expenditure Restrictions which remained at the end of the fiscal year (when applicable).

**NOTES:**

Expenditures by HB Section:		FY 2017 Actual	FY 2018 Actual	FY 2019 Actual
13.005	Leasing	0	0	0
13.010	State-Owned	399,345	382,892	444,968
13.015	Institutional	0	0	0
	<b>Total</b>	399,345	382,892	444,968

**CORE RECONCILIATION DETAIL**

**STATE**

**GOVERNORS OFFICE ST OWNED**

**5. CORE RECONCILIATION DETAIL**

	<b>Budget Class</b>	<b>FTE</b>	<b>GR</b>	<b>Federal</b>	<b>Other</b>	<b>Total</b>	<b>Explanation</b>
<b>TAFP AFTER VETOES</b>							
	EE	0.00	473,206	0	0	473,206	
	<b>Total</b>	<b>0.00</b>	<b>473,206</b>	<b>0</b>	<b>0</b>	<b>473,206</b>	
<b>DEPARTMENT CORE ADJUSTMENTS</b>							
Core Reallocation	2010 2662 EE	0.00	15,962	0	0	15,962	Reallocation to align budget based on need.
<b>NET DEPARTMENT CHANGES</b>		<b>0.00</b>	<b>15,962</b>	<b>0</b>	<b>0</b>	<b>15,962</b>	
<b>DEPARTMENT CORE REQUEST</b>							
	EE	0.00	489,168	0	0	489,168	
	<b>Total</b>	<b>0.00</b>	<b>489,168</b>	<b>0</b>	<b>0</b>	<b>489,168</b>	
<b>GOVERNOR'S RECOMMENDED CORE</b>							
	EE	0.00	489,168	0	0	489,168	
	<b>Total</b>	<b>0.00</b>	<b>489,168</b>	<b>0</b>	<b>0</b>	<b>489,168</b>	

**CORE DECISION ITEM**

<b>Department:</b> Health and Senior Services	<b>Budget Unit:</b> 34363C, 34277C, & 34280C
<b>Division:</b>	
<b>Core:</b> HB13 Real Estate	<b>HB Section:</b> 13.005, 13.010, & 13.015

**1. CORE FINANCIAL SUMMARY**

	FY21 Budget Request				FY21 Governor Recommends			
	GR	Federal	Other	Total	GR	Federal	Other	Total
PS	0	0	0	0	0	0	0	0
EE	2,603,090	3,008,234	0	5,611,324	0	0	0	0
PSD	0	0	0	0	0	0	0	0
TRF	0	0	0	0	0	0	0	0
<b>Total</b>	<b>2,603,090</b>	<b>3,008,234</b>	<b>0</b>	<b>5,611,324</b>	<b>0</b>	<b>0</b>	<b>0</b>	<b>0</b>
FTE	0.00	0.00	0.00	0.00	0.00	0.00	0.00	0.00

<b>Est. Fringe</b>	0	0	0	0
--------------------	---	---	---	---

*Note: Fringes budgeted in House Bill 5 except for certain fringes budgeted directly to MoDOT, Highway Patrol, and Conservation.*

<b>Est. Fringe</b>	0	0	0	0
--------------------	---	---	---	---

*Note: Fringes budgeted in House Bill 5 except for certain fringes budgeted directly to MoDOT, Highway Patrol, and Conservation.*

Other Funds: None.

Other Funds: None.

**2. CORE DESCRIPTION**

The Division of Facilities Management, Design & Construction (FMDC) is responsible for the oversight and management of approximately eighty six (86) lease contracts, totaling approximately two hundred and eighty two thousand (282,000) sq. ft., approximately one hundred and eighty one thousand (181,000) sq. ft. of state-owned space and approximately three thousand five hundred (3,500) sq. ft. of institutional space on behalf of the Department of Health & Senior Services.

	FY21 Budget Request				FY21 Governor Recommends			
	GR	Federal	Other	Total	GR	Federal	Other	Total
Leasing	\$1,687,070	\$1,949,645	\$0	\$3,636,715			\$0	\$0
State-Owned	\$906,685	\$1,047,800	\$0	\$1,954,485			\$0	\$0
Institutional	\$9,335	\$10,789	\$0	\$20,124			\$0	\$0
<b>Total</b>	<b>\$2,603,090</b>	<b>\$3,008,234</b>	<b>\$0</b>	<b>\$5,611,324</b>	<b>\$0</b>	<b>\$0</b>	<b>\$0</b>	<b>\$0</b>

**3. PROGRAM LISTING (list programs included in this core funding)**

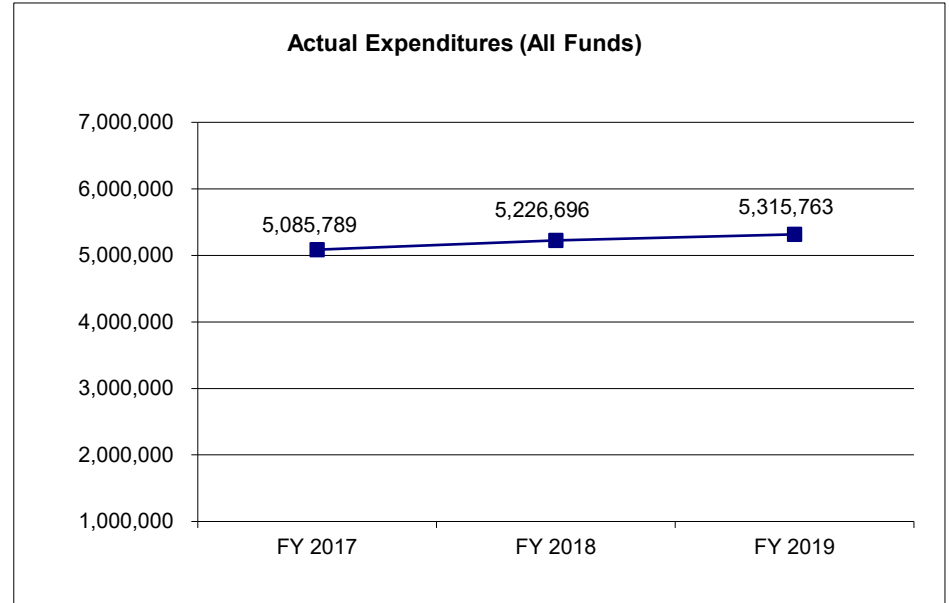
N/A

**CORE DECISION ITEM**

<b>Department:</b> Health and Senior Services	<b>Budget Unit:</b> 34363C, 34277C, & 34280C
<b>Division:</b>	
<b>Core:</b> HB13 Real Estate	<b>HB Section:</b> 13.005, 13.010, & 13.015

**4. FINANCIAL HISTORY**

	FY 2017 Actual	FY 2018 Actual	FY 2019 Actual	FY 2020 Current Yr.
Appropriation (All Funds)	5,276,397	5,283,415	5,763,937	5,467,981
Less Reverted (All Funds)	(73,432)	(304)	(80,217)	(76,098)
Less Restricted (All Funds)*	0	0	0	0
Budget Authority (All Funds)	5,202,965	5,283,111	5,683,720	5,391,883
Actual Expenditures (All Funds)	5,085,789	5,226,696	5,315,763	N/A
Unexpended (All Funds)	117,176	56,415	367,957	0
Unexpended, by Fund:				
General Revenue	27,020	13,045	137,643	N/A
Federal	90,156	43,370	230,314	N/A
Other	0	0	0	N/A



\*Restricted amount is as of \_\_\_\_\_.

Reverted includes the statutory three-percent reserve amount (when applicable).

Restricted includes any Governor's Expenditure Restrictions which remained at the end of the fiscal year (when applicable).

**NOTES:**

Expenditures by HB Section:		FY 2017 Actual	FY 2018 Actual	FY 2019 Actual
13.005	Leasing	3,424,491	3,569,806	3,615,817
13.010	State-Owned	1,642,867	1,635,336	1,677,016
13.015	Institutional	18,431	21,554	22,930
	Total	5,085,789	5,226,696	5,315,763

**CORE RECONCILIATION DETAIL**

STATE

HEALTH LEASING

**5. CORE RECONCILIATION DETAIL**

	Budget Class	FTE	GR	Federal	Other	Total	Explanation
<b>TAFP AFTER VETOES</b>							
	EE	0.00	1,690,528	1,953,621	0	3,644,149	
	<b>Total</b>	<b>0.00</b>	<b>1,690,528</b>	<b>1,953,621</b>	<b>0</b>	<b>3,644,149</b>	
<b>DEPARTMENT CORE ADJUSTMENTS</b>							
Core Reallocation	1969 4182	EE	0.00	0	(3,976)	0	(3,976) Reallocation to align budget based on need.
Core Reallocation	1969 4181	EE	0.00	(3,458)	0	0	(3,458) Reallocation to align budget based on need.
	<b>NET DEPARTMENT CHANGES</b>		<b>0.00</b>	<b>(3,458)</b>	<b>(3,976)</b>	<b>0</b>	<b>(7,434)</b>
<b>DEPARTMENT CORE REQUEST</b>							
	EE	0.00	1,687,070	1,949,645	0	3,636,715	
	<b>Total</b>	<b>0.00</b>	<b>1,687,070</b>	<b>1,949,645</b>	<b>0</b>	<b>3,636,715</b>	
<b>GOVERNOR'S RECOMMENDED CORE</b>							
	EE	0.00	1,687,070	1,949,645	0	3,636,715	
	<b>Total</b>	<b>0.00</b>	<b>1,687,070</b>	<b>1,949,645</b>	<b>0</b>	<b>3,636,715</b>	

**CORE RECONCILIATION DETAIL**

**STATE**

**HEALTH STATE OWNED**

**5. CORE RECONCILIATION DETAIL**

		<b>Budget Class</b>	<b>FTE</b>	<b>GR</b>	<b>Federal</b>	<b>Other</b>	<b>Total</b>	<b>Explanation</b>
<b>TAFP AFTER VETOES</b>								
		EE	0.00	836,739	966,969	0	1,803,708	
		<b>Total</b>	<b>0.00</b>	<b>836,739</b>	<b>966,969</b>	<b>0</b>	<b>1,803,708</b>	
<b>DEPARTMENT CORE ADJUSTMENTS</b>								
Core Reallocation	2011 7758	EE	0.00	0	80,831	0	80,831	Reallocation to align budget based on need.
Core Reallocation	2011 7757	EE	0.00	69,946	0	0	69,946	Reallocation to align budget based on need.
		<b>NET DEPARTMENT CHANGES</b>	<b>0.00</b>	<b>69,946</b>	<b>80,831</b>	<b>0</b>	<b>150,777</b>	
<b>DEPARTMENT CORE REQUEST</b>								
		EE	0.00	906,685	1,047,800	0	1,954,485	
		<b>Total</b>	<b>0.00</b>	<b>906,685</b>	<b>1,047,800</b>	<b>0</b>	<b>1,954,485</b>	
<b>GOVERNOR'S RECOMMENDED CORE</b>								
		EE	0.00	906,685	1,047,800	0	1,954,485	
		<b>Total</b>	<b>0.00</b>	<b>906,685</b>	<b>1,047,800</b>	<b>0</b>	<b>1,954,485</b>	



**CORE RECONCILIATION DETAIL**

**STATE**  
**DEPT OF HEALTH & SEN - INSTIT**

**5. CORE RECONCILIATION DETAIL**

	<b>Budget Class</b>	<b>FTE</b>	<b>GR</b>	<b>Federal</b>	<b>Other</b>	<b>Total</b>	<b>Explanation</b>
<b>TAFP AFTER VETOES</b>							
	EE	0.00	9,335	10,789	0	20,124	
	<b>Total</b>	<b>0.00</b>	<b>9,335</b>	<b>10,789</b>	<b>0</b>	<b>20,124</b>	
<b>DEPARTMENT CORE REQUEST</b>							
	EE	0.00	9,335	10,789	0	20,124	
	<b>Total</b>	<b>0.00</b>	<b>9,335</b>	<b>10,789</b>	<b>0</b>	<b>20,124</b>	
<b>GOVERNOR'S RECOMMENDED CORE</b>							
	EE	0.00	9,335	10,789	0	20,124	
	<b>Total</b>	<b>0.00</b>	<b>9,335</b>	<b>10,789</b>	<b>0</b>	<b>20,124</b>	

**CORE DECISION ITEM**

<b>Department:</b> Higher Education	<b>Budget Unit:</b> 33818C
<b>Division:</b>	
<b>Core:</b> HB13 Real Estate	<b>HB Section:</b> 13.010

**1. CORE FINANCIAL SUMMARY**

	FY21 Budget Request			
	GR	Federal	Other	Total
PS	0	0	0	0
EE	162,363	1,790,923	231,266	2,184,552
PSD	0	0	0	0
TRF	0	0	0	0
<b>Total</b>	<b>162,363</b>	<b>1,790,923</b>	<b>231,266</b>	<b>2,184,552</b>
FTE	0.00	0.00	0.00	0.00

	FY21 Governor Recommends			
	GR	Federal	Other	Total
PS	0	0	0	0
EE	0	0	0	0
PSD	0	0	0	0
TRF	0	0	0	0
<b>Total</b>	<b>0</b>	<b>0</b>	<b>0</b>	<b>0</b>
FTE	0.00	0.00	0.00	0.00

<b>Est. Fringe</b>	0	0	0	0
--------------------	---	---	---	---

*Note: Fringes budgeted in House Bill 5 except for certain fringes budgeted directly to MoDOT, Highway Patrol, and Conservation.*

<b>Est. Fringe</b>	0	0	0	0
--------------------	---	---	---	---

*Note: Fringes budgeted in House Bill 5 except for certain fringes budgeted directly to MoDOT, Highway Patrol, and Conservation.*

Other Funds: None.

Other Funds: None.

**2. CORE DESCRIPTION**

The Division of Facilities Management, Design & Construction (FMDC) is responsible for the oversight and management of approximately twenty thousand (20,000) sq. ft. of state-owned property on behalf of the Department of Higher Education.

	FY21 Budget Request			
	GR	Federal	Other	Total
Leasing	\$0	\$1,330,261	\$231,266	\$1,561,527
State-Owned	\$162,363	\$460,662	\$0	\$623,025
<b>Total</b>	<b>\$162,363</b>	<b>\$1,790,923</b>	<b>\$231,266</b>	<b>\$2,184,552</b>

	FY21 Governor Recommends			
	GR	Federal	Other	Total
Leasing				\$0
State-Owned				\$0
<b>Total</b>	<b>\$0</b>	<b>\$0</b>	<b>\$0</b>	<b>\$0</b>

**3. PROGRAM LISTING (list programs included in this core funding)**

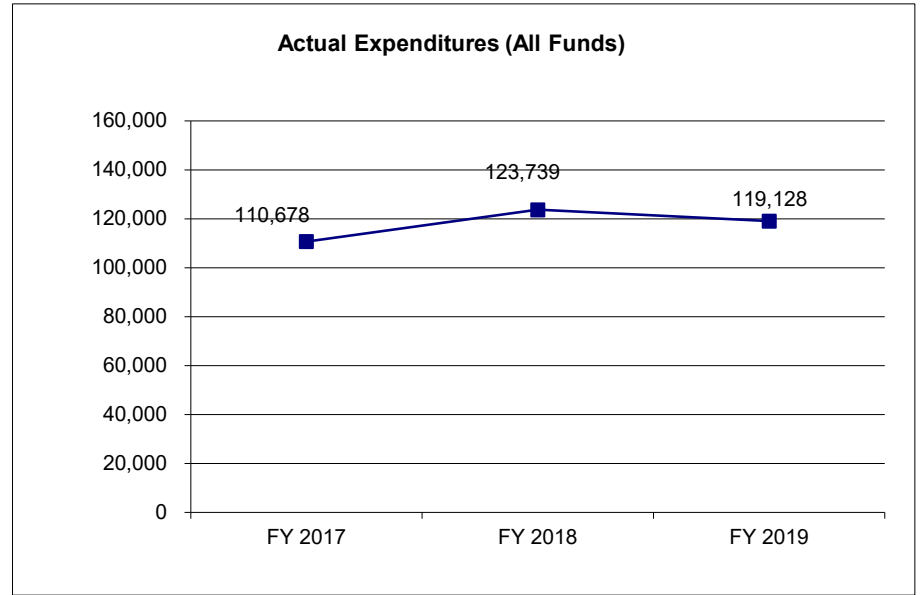
N/A

**CORE DECISION ITEM**

<b>Department:</b> Higher Education	<b>Budget Unit:</b> 33818C
<b>Division:</b>	
<b>Core:</b> HB13 Real Estate	<b>HB Section:</b> 13.010

**4. FINANCIAL HISTORY**

	FY 2017 Actual	FY 2018 Actual	FY 2019 Actual	FY 2020 Current Yr.
Appropriation (All Funds)	114,101	123,739	119,011	2,385,295
Less Reverted (All Funds)	(3,423)	0	(3,570)	(3,793)
Less Restricted (All Funds)*	0	0	0	0
Budget Authority (All Funds)	110,678	123,739	115,441	2,381,502
Actual Expenditures (All Funds)	110,678	123,739	119,128	N/A
Unexpended (All Funds)	0	0	(3,687)	0
Unexpended, by Fund:				
General Revenue	0	0	(3,687)	N/A
Federal	0	0	0	N/A
Other	0	0	0	N/A



\*Restricted amount is as of \_\_\_\_\_.

Reverted includes the statutory three-percent reserve amount (when applicable).

Restricted includes any Governor's Expenditure Restrictions which remained at the end of the fiscal year (when applicable).

**NOTES:**

Expenditures by HB Section:		FY 2017 Actual	FY 2018 Actual	FY 2019 Actual
13.005	Leasing	0	0	0
13.010	State-Owned	110,678	123,739	119,128
13.015	Institutional	0	0	0
	<b>Total</b>	110,678	123,739	119,128

**CORE RECONCILIATION DETAIL**

**STATE**  
**HIGHER EDUCATION LEASING**

**5. CORE RECONCILIATION DETAIL**

		<b>Budget Class</b>	<b>FTE</b>	<b>GR</b>	<b>Federal</b>	<b>Other</b>	<b>Total</b>	<b>Explanation</b>
<b>TAFP AFTER VETOES</b>								
		EE	0.00	0	1,356,980	218,324	1,575,304	
		<b>Total</b>	<b>0.00</b>	<b>0</b>	<b>1,356,980</b>	<b>218,324</b>	<b>1,575,304</b>	
<b>DEPARTMENT CORE ADJUSTMENTS</b>								
Core Reallocation	1971 5621	EE	0.00	0	0	12,942	12,942	Reallocation to align budget based on need.
Core Reallocation	1971 5620	EE	0.00	0	(26,719)	0	(26,719)	Reallocation to align budget based on need.
		<b>NET DEPARTMENT CHANGES</b>	<b>0.00</b>	<b>0</b>	<b>(26,719)</b>	<b>12,942</b>	<b>(13,777)</b>	
<b>DEPARTMENT CORE REQUEST</b>								
		EE	0.00	0	1,330,261	231,266	1,561,527	
		<b>Total</b>	<b>0.00</b>	<b>0</b>	<b>1,330,261</b>	<b>231,266</b>	<b>1,561,527</b>	
<b>GOVERNOR'S RECOMMENDED CORE</b>								
		EE	0.00	0	1,330,261	231,266	1,561,527	
		<b>Total</b>	<b>0.00</b>	<b>0</b>	<b>1,330,261</b>	<b>231,266</b>	<b>1,561,527</b>	

**CORE RECONCILIATION DETAIL**

STATE

DHE STATE OWNED

**5. CORE RECONCILIATION DETAIL**

		Budget Class	FTE	GR	Federal	Other	Total	Explanation
<b>TAFP AFTER VETOES</b>								
		EE	0.00	126,421	683,570	0	809,991	
		<b>Total</b>	<b>0.00</b>	<b>126,421</b>	<b>683,570</b>	<b>0</b>	<b>809,991</b>	
<b>DEPARTMENT CORE ADJUSTMENTS</b>								
Core Reallocation	2014 7877	EE	0.00	35,942	0	0	35,942	Reallocation to align budget based on need.
Core Reallocation	2014 5622	EE	0.00	0	(222,908)	0	(222,908)	Reallocation to align budget based on need.
		<b>NET DEPARTMENT CHANGES</b>	<b>0.00</b>	<b>35,942</b>	<b>(222,908)</b>	<b>0</b>	<b>(186,966)</b>	
<b>DEPARTMENT CORE REQUEST</b>								
		EE	0.00	162,363	460,662	0	623,025	
		<b>Total</b>	<b>0.00</b>	<b>162,363</b>	<b>460,662</b>	<b>0</b>	<b>623,025</b>	
<b>GOVERNOR'S RECOMMENDED CORE</b>								
		EE	0.00	162,363	460,662	0	623,025	
		<b>Total</b>	<b>0.00</b>	<b>162,363</b>	<b>460,662</b>	<b>0</b>	<b>623,025</b>	

**CORE DECISION ITEM**

<b>Department:</b> Public Safety	<b>Budget Unit:</b> 34223C, 34228C & 34231C
<b>Division:</b> Missouri State Highway Patrol	
<b>Core:</b> HB13 Real Estate	<b>HB Section:</b> 13.005, 13.010 & 13.015

**1. CORE FINANCIAL SUMMARY**

	FY21 Budget Request					FY21 Governor Recommends			
	GR	Federal	Other	Total		GR	Federal	Other	Total
PS	0	0	0	0	PS	0	0	0	0
EE	712,652	8,233	3,100,489	3,821,374	EE	0	0	0	0
PSD	0	0	0	0	PSD	0	0	0	0
TRF	0	0	0	0	TRF	0	0	0	0
<b>Total</b>	<b>712,652</b>	<b>8,233</b>	<b>3,100,489</b>	<b>3,821,374</b>	<b>Total</b>	<b>0</b>	<b>0</b>	<b>0</b>	<b>0</b>
<b>FTE</b>	<b>0.00</b>	<b>0.00</b>	<b>0.00</b>	<b>0.00</b>	<b>FTE</b>	<b>0.00</b>	<b>0.00</b>	<b>0.00</b>	<b>0.00</b>
<b>Est. Fringe</b>	<b>0</b>	<b>0</b>	<b>0</b>	<b>0</b>	<b>Est. Fringe</b>	<b>0</b>	<b>0</b>	<b>0</b>	<b>0</b>
<i>Note: Fringes budgeted in House Bill 5 except for certain fringes budgeted directly to MoDOT, Highway Patrol, and Conservation.</i>					<i>Note: Fringes budgeted in House Bill 5 except for certain fringes budgeted directly to MoDOT, Highway Patrol, and Conservation.</i>				
Other Funds: See Fund Summary.					Other Funds: See Fund Summary.				

**2. CORE DESCRIPTION**

The Division of Facilities Management, Design & Construction (FMDC) is responsible for the oversight and management of approximately one hundred and twenty seven (127) lease contracts, totaling approximately one hundred thousand (100,000) sq. ft., approximately sixteen thousand (16,000) sq. ft. of state-owned space and approximately five hundred and thirty one thousand (531,000) sq. ft. of institutional space on behalf of the Missouri Highway Patrol.

	FY21 Budget Request					FY21 Governor Recommends			
	GR	Federal	Other	Total		GR	Federal	Other	Total
Leasing	\$187,332	\$8,233	\$1,203,643	\$1,399,208	Leasing				\$0
State-Owned	\$0	\$0	\$167,450	\$167,450	State-Owned				\$0
Institutional	\$525,320	\$0	\$1,729,396	\$2,254,716	Institutional				\$0
<b>Total</b>	<b>\$712,652</b>	<b>\$8,233</b>	<b>\$3,100,489</b>	<b>\$3,821,374</b>	<b>Total</b>	<b>\$0</b>	<b>\$0</b>	<b>\$0</b>	<b>\$0</b>

**3. PROGRAM LISTING (list programs included in this core funding)**

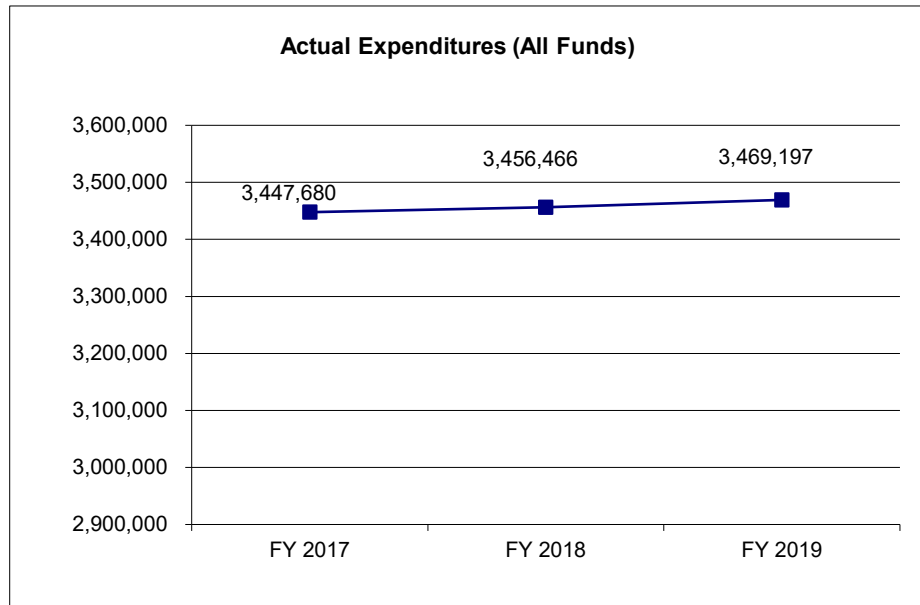
N/A

**CORE DECISION ITEM**

<b>Department:</b> Public Safety	<b>Budget Unit:</b> 34223C, 34228C & 34231C
<b>Division:</b> Missouri State Highway Patrol	
<b>Core:</b> HB13 Real Estate	<b>HB Section:</b> 13.005, 13.010 & 13.015

**4. FINANCIAL HISTORY**

	FY 2017 Actual	FY 2018 Actual	FY 2019 Actual	FY 2020 Current Yr.
Appropriation (All Funds)	3,480,367	3,607,534	3,636,164	3,643,537
Less Reverted (All Funds)	(19,284)	(81,637)	(20,423)	
Less Restricted (All Funds)*	0	0	0	0
Budget Authority (All Funds)	3,461,083	3,525,897	3,615,741	3,643,537
Actual Expenditures (All Funds)	3,447,680	3,456,466	3,469,197	N/A
Unexpended (All Funds)	13,403	69,431	146,544	0
Unexpended, by Fund:				
General Revenue	12,642	16,222	7,323	N/A
Federal	151	1,451	(332)	N/A
Other	610	51,758	139,553	N/A



\*Restricted amount is as of \_\_\_\_\_.

Reverted includes the statutory three-percent reserve amount (when applicable).

Restricted includes any Governor's Expenditure Restrictions which remained at the end of the fiscal year (when applicable).

**NOTES:**

Expenditures by HB Section:		FY 2017 Actual	FY 2018 Actual	FY 2019 Actual
13.005	Leasing	1,199,649	1,189,959	1,179,292
13.010	State-Owned	127,218	147,529	152,309
13.015	Institutional	2,120,813	2,118,978	2,137,596
	<b>Total</b>	<b>3,447,680</b>	<b>3,456,466</b>	<b>3,469,197</b>

**CORE RECONCILIATION DETAIL**

**STATE**  
**STATE HIGHWAY PATROL LEASING**

**5. CORE RECONCILIATION DETAIL**

		<b>Budget Class</b>	<b>FTE</b>	<b>GR</b>	<b>Federal</b>	<b>Other</b>	<b>Total</b>	<b>Explanation</b>
<b>TAFP AFTER VETOES</b>								
		EE	0.00	190,207	6,787	1,110,483	1,307,477	
		<b>Total</b>	<b>0.00</b>	<b>190,207</b>	<b>6,787</b>	<b>1,110,483</b>	<b>1,307,477</b>	
<b>DEPARTMENT CORE ADJUSTMENTS</b>								
Core Reallocation	1988 3194	EE	0.00	0	0	93,160	93,160	Reallocation to align budget based on need.
Core Reallocation	1988 7879	EE	0.00	0	1,446	0	1,446	Reallocation to align budget based on need.
Core Reallocation	1988 2006	EE	0.00	(2,875)	0	0	(2,875)	Reallocation to align budget based on need.
		<b>NET DEPARTMENT CHANGES</b>	<b>0.00</b>	<b>(2,875)</b>	<b>1,446</b>	<b>93,160</b>	<b>91,731</b>	
<b>DEPARTMENT CORE REQUEST</b>								
		EE	0.00	187,332	8,233	1,203,643	1,399,208	
		<b>Total</b>	<b>0.00</b>	<b>187,332</b>	<b>8,233</b>	<b>1,203,643</b>	<b>1,399,208</b>	
<b>GOVERNOR'S RECOMMENDED CORE</b>								
		EE	0.00	187,332	8,233	1,203,643	1,399,208	
		<b>Total</b>	<b>0.00</b>	<b>187,332</b>	<b>8,233</b>	<b>1,203,643</b>	<b>1,399,208</b>	



**CORE RECONCILIATION DETAIL**

STATE

DPS HP STATE OWNED

**5. CORE RECONCILIATION DETAIL**

	Budget Class	FTE	GR	Federal	Other	Total	Explanation	
<b>TAFP AFTER VETOES</b>								
	EE	0.00	0	0	160,210	160,210		
	<b>Total</b>	<b>0.00</b>	<b>0</b>	<b>0</b>	<b>160,210</b>	<b>160,210</b>		
<b>DEPARTMENT CORE ADJUSTMENTS</b>								
Core Reallocation	2012 7740	EE	0.00	0	0	7,240	7,240	Reallocation to align budget based on need.
<b>NET DEPARTMENT CHANGES</b>			<b>0.00</b>	<b>0</b>	<b>0</b>	<b>7,240</b>	<b>7,240</b>	
<b>DEPARTMENT CORE REQUEST</b>								
	EE	0.00	0	0	167,450	167,450		
	<b>Total</b>	<b>0.00</b>	<b>0</b>	<b>0</b>	<b>167,450</b>	<b>167,450</b>		
<b>GOVERNOR'S RECOMMENDED CORE</b>								
	EE	0.00	0	0	167,450	167,450		
	<b>Total</b>	<b>0.00</b>	<b>0</b>	<b>0</b>	<b>167,450</b>	<b>167,450</b>		

**CORE RECONCILIATION DETAIL**

STATE

DPS-SHP INSTITUTIONAL

**5. CORE RECONCILIATION DETAIL**

	Budget Class	FTE	GR	Federal	Other	Total	Explanation
<b>TAFP AFTER VETOES</b>							
	EE	0.00	506,945	0	1,668,905	2,175,850	
	<b>Total</b>	<b>0.00</b>	<b>506,945</b>	<b>0</b>	<b>1,668,905</b>	<b>2,175,850</b>	
<b>DEPARTMENT CORE ADJUSTMENTS</b>							
Core Reallocation	2092 7745	EE	0.00	0	0	60,491	60,491 Reallocation to align budget based on need.
Core Reallocation	2092 7741	EE	0.00	18,375	0	0	18,375 Reallocation to align budget based on need.
	<b>NET DEPARTMENT CHANGES</b>		<b>0.00</b>	<b>18,375</b>	<b>0</b>	<b>60,491</b>	<b>78,866</b>
<b>DEPARTMENT CORE REQUEST</b>							
	EE	0.00	525,320	0	1,729,396	2,254,716	
	<b>Total</b>	<b>0.00</b>	<b>525,320</b>	<b>0</b>	<b>1,729,396</b>	<b>2,254,716</b>	
<b>GOVERNOR'S RECOMMENDED CORE</b>							
	EE	0.00	525,320	0	1,729,396	2,254,716	
	<b>Total</b>	<b>0.00</b>	<b>525,320</b>	<b>0</b>	<b>1,729,396</b>	<b>2,254,716</b>	

**CORE DECISION ITEM**

<b>Department:</b> Commerce and Insurance	<b>Budget Unit:</b> 34171C & 34172C
<b>Division:</b>	
<b>Core:</b> HB13 Real Estate	<b>HB Section:</b> 13.005 & 13.010

**1. CORE FINANCIAL SUMMARY**

	FY21 Budget Request					FY21 Governor Recommends			
	GR	Federal	Other	Total		GR	Federal	Other	Total
<b>PS</b>	0	0	0	0	<b>PS</b>	0	0	0	0
<b>EE</b>	62,559	0	1,969,233	2,031,792	<b>EE</b>	0	0	0	0
<b>PSD</b>	0	0	0	0	<b>PSD</b>	0	0	0	0
<b>TRF</b>	0	0	0	0	<b>TRF</b>	0	0	0	0
<b>Total</b>	<b>62,559</b>	<b>0</b>	<b>1,969,233</b>	<b>2,031,792</b>	<b>Total</b>	<b>0</b>	<b>0</b>	<b>0</b>	<b>0</b>
<b>FTE</b>	<b>0.00</b>	<b>0.00</b>	<b>0.00</b>	<b>0.00</b>	<b>FTE</b>	<b>0.00</b>	<b>0.00</b>	<b>0.00</b>	<b>0.00</b>
<b>Est. Fringe</b>	0	0	0	0	<b>Est. Fringe</b>	0	0	0	0
<i>Note: Fringes budgeted in House Bill 5 except for certain fringes budgeted directly to MoDOT, Highway Patrol, and Conservation.</i>					<i>Note: Fringes budgeted in House Bill 5 except for certain fringes budgeted directly to MoDOT, Highway Patrol, and Conservation.</i>				

Other Funds: See Fund Summary.

Other Funds: See Fund Summary.

**2. CORE DESCRIPTION**

The Division of Facilities Management, Design & Construction (FMDC) is responsible for the oversight and management of approximately five (5) lease contracts, totaling approximately six thousand (6,000) sq. ft. and approximately one hundred and twenty four thousand (124,000) sq. ft. of state-owned space on behalf of the Department of Insurance, Financial Institutions and Professional Registration.

	FY21 Budget Request					FY21 Governor Recommends			
	GR	Federal	Other	Total		GR	Federal	Other	Total
Leasing	\$62,559	\$0	\$980,766	\$1,043,325	Leasing	\$0	\$0	\$0	\$0
State-Owned	\$0	\$0	\$988,467	\$988,467	State-Owned	\$0	\$0	\$0	\$0
<b>Total</b>	<b>\$62,559</b>	<b>\$0</b>	<b>\$1,969,233</b>	<b>\$2,031,792</b>	<b>Total</b>	<b>\$0</b>	<b>\$0</b>	<b>\$0</b>	<b>\$0</b>

**3. PROGRAM LISTING (list programs included in this core funding)**

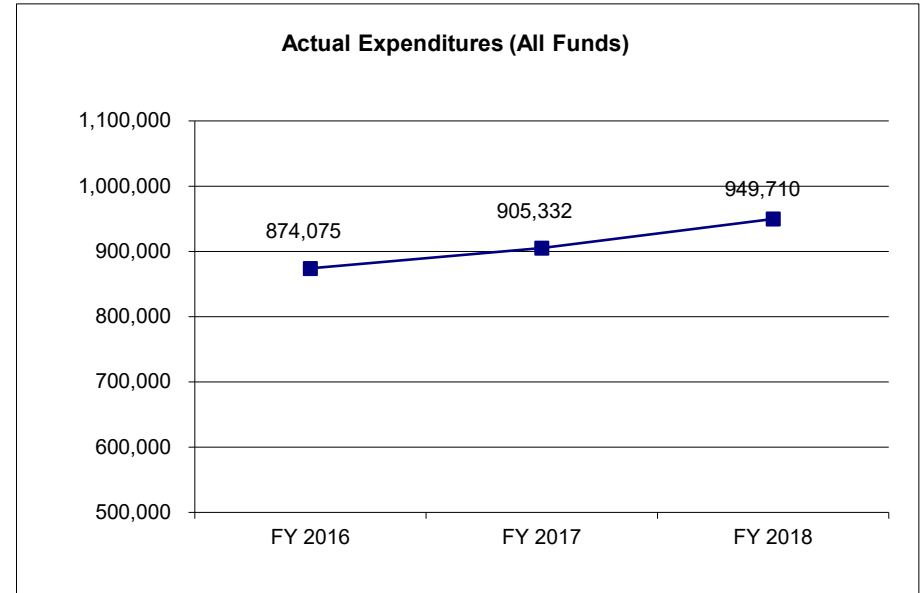
N/A

**CORE DECISION ITEM**

<b>Department:</b> Commerce and Insurance	<b>Budget Unit:</b> 34171C & 34172C
<b>Division:</b>	
<b>Core:</b> HB13 Real Estate	<b>HB Section:</b> 13.005 & 13.010

**4. FINANCIAL HISTORY**

	<b>FY 2016 Actual</b>	<b>FY 2017 Actual</b>	<b>FY 2018 Actual</b>	<b>FY 2019 Current Yr.</b>
Appropriation (All Funds)	884,407	917,400	954,166	2,046,943
Less Reverted (All Funds)	0	0	0	0
Less Restricted (All Funds)*	0	0	0	0
Budget Authority (All Funds)	884,407	917,400	954,166	2,046,943
Actual Expenditures (All Funds)	874,075	905,332	949,710	N/A
Unexpended (All Funds)	10,332	12,068	4,456	0
Unexpended, by Fund:				
General Revenue	0	0	0	N/A
Federal	0	0	0	N/A
Other	10,332	12,068	4,456	N/A



\*Restricted amount is as of \_\_\_\_\_.

Reverted includes the statutory three-percent reserve amount (when applicable).

Restricted includes any Governor's Expenditure Restrictions which remained at the end of the fiscal year (when applicable).

**NOTES:**

<b>Expenditures by HB Section:</b>		<b>FY 2017 Actual</b>	<b>FY 2018 Actual</b>	<b>FY 2019 Actual</b>
13.005	Leasing	71,333	69,373	75,056
13.010	State-Owned	802,742	835,959	874,654
13.015	Institutional	0	0	0
	<b>Total</b>	<b>874,075</b>	<b>905,332</b>	<b>949,710</b>

**CORE RECONCILIATION DETAIL**

**STATE**

**INSURANCE LEASING**

**5. CORE RECONCILIATION DETAIL**

			<b>Budget Class</b>	<b>FTE</b>	<b>GR</b>	<b>Federal</b>	<b>Other</b>	<b>Total</b>	<b>Explanation</b>
<b>TAFP AFTER VETOES</b>									
			EE	0.00	0	0	1,074,642	1,074,642	
			<b>Total</b>	<b>0.00</b>	<b>0</b>	<b>0</b>	<b>1,074,642</b>	<b>1,074,642</b>	
<b>DEPARTMENT CORE ADJUSTMENTS</b>									
Core Reallocation	1974 3736		EE	0.00	0	0	(376)	(376)	Reallocation to align budget based on need.
Core Reallocation	1974 3739		EE	0.00	0	0	10,473	10,473	Reallocation to align budget based on need.
Core Reallocation	1974 5616		EE	0.00	0	0	(102,110)	(102,110)	Reallocation to align budget based on need.
Core Reallocation	1974 5617		EE	0.00	0	0	(5)	(5)	Reallocation to align budget based on need.
Core Reallocation	1974 6059		EE	0.00	62,559	0	0	62,559	Reallocation to align budget based on need.
Core Reallocation	1974 6082		EE	0.00	0	0	(1,076)	(1,076)	Reallocation to align budget based on need.
Core Reallocation	1974 3734		EE	0.00	0	0	(782)	(782)	Reallocation to align budget based on need.
			<b>NET DEPARTMENT CHANGES</b>	<b>0.00</b>	<b>62,559</b>	<b>0</b>	<b>(93,876)</b>	<b>(31,317)</b>	
<b>DEPARTMENT CORE REQUEST</b>									
			EE	0.00	62,559	0	980,766	1,043,325	
			<b>Total</b>	<b>0.00</b>	<b>62,559</b>	<b>0</b>	<b>980,766</b>	<b>1,043,325</b>	

**CORE RECONCILIATION DETAIL**

---

**STATE**  
**INSURANCE LEASING**

---

**5. CORE RECONCILIATION DETAIL**

---

	<b>Budget Class</b>	<b>FTE</b>	<b>GR</b>	<b>Federal</b>	<b>Other</b>	<b>Total</b>	<b>Explanation</b>
<b>GOVERNOR'S RECOMMENDED CORE</b>							
	EE	0.00	62,559	0	980,766	1,043,325	
	<b>Total</b>	<b>0.00</b>	<b>62,559</b>	<b>0</b>	<b>980,766</b>	<b>1,043,325</b>	

**CORE RECONCILIATION DETAIL**

**STATE**

**INSURANCE STATE OWNED**

**5. CORE RECONCILIATION DETAIL**

		<b>Budget Class</b>	<b>FTE</b>	<b>GR</b>	<b>Federal</b>	<b>Other</b>	<b>Total</b>	<b>Explanation</b>
<b>TAFP AFTER VETOES</b>								
		EE	0.00	0	0	972,301	972,301	
		<b>Total</b>	<b>0.00</b>	<b>0</b>	<b>0</b>	<b>972,301</b>	<b>972,301</b>	
<b>DEPARTMENT CORE ADJUSTMENTS</b>								
Core Reallocation	2015 7708	EE	0.00	0	0	7,895	7,895	Reallocation to align budget based on need.
Core Reallocation	2015 7709	EE	0.00	0	0	3,509	3,509	Reallocation to align budget based on need.
Core Reallocation	2015 7710	EE	0.00	0	0	1,650	1,650	Reallocation to align budget based on need.
Core Reallocation	2015 7711	EE	0.00	0	0	(7,580)	(7,580)	Reallocation to align budget based on need.
Core Reallocation	2015 7712	EE	0.00	0	0	8,093	8,093	Reallocation to align budget based on need.
Core Reallocation	2015 5625	EE	0.00	0	0	2,599	2,599	Reallocation to align budget based on need.
		<b>NET DEPARTMENT CHANGES</b>	<b>0.00</b>	<b>0</b>	<b>0</b>	<b>16,166</b>	<b>16,166</b>	
<b>DEPARTMENT CORE REQUEST</b>								
		EE	0.00	0	0	988,467	988,467	
		<b>Total</b>	<b>0.00</b>	<b>0</b>	<b>0</b>	<b>988,467</b>	<b>988,467</b>	
<b>GOVERNOR'S RECOMMENDED CORE</b>								
		EE	0.00	0	0	988,467	988,467	
		<b>Total</b>	<b>0.00</b>	<b>0</b>	<b>0</b>	<b>988,467</b>	<b>988,467</b>	

**CORE DECISION ITEM**

<b>Department:</b> Judiciary	<b>Budget Unit:</b> 34460C & 34461C
<b>Division:</b> Court of Appeals and State Court Administrator	
<b>Core:</b> HB13 Real Estate	<b>HB Section:</b> 13.005 & 13.010

**1. CORE FINANCIAL SUMMARY**

	FY21 Budget Request			
	GR	Federal	Other	Total
PS	0	0	0	0
EE	2,721,447	21,186	134,243	2,876,876
PSD	0	0	0	0
TRF	0	0	0	0
<b>Total</b>	<b>2,721,447</b>	<b>21,186</b>	<b>134,243</b>	<b>2,876,876</b>
<b>FTE</b>	<b>0.00</b>	<b>0.00</b>	<b>0.00</b>	<b>0.00</b>

	FY21 Governor Recommends			
	GR	Federal	Other	Total
PS	0	0	0	0
EE	0	0	0	0
PSD	0	0	0	0
TRF	0	0	0	0
<b>Total</b>	<b>0</b>	<b>0</b>	<b>0</b>	<b>0</b>
<b>FTE</b>	<b>0.00</b>	<b>0.00</b>	<b>0.00</b>	<b>0.00</b>

<b>Est. Fringe</b>	0	0	0	0
--------------------	---	---	---	---

*Note: Fringes budgeted in House Bill 5 except for certain fringes budgeted directly to MoDOT, Highway Patrol, and Conservation.*

<b>Est. Fringe</b>	0	0	0	0
--------------------	---	---	---	---

*Note: Fringes budgeted in House Bill 5 except for certain fringes budgeted directly to MoDOT, Highway Patrol, and Conservation.*

Other Funds: See Fund Summary.

Other Funds: See Fund Summary.

**2. CORE DESCRIPTION**

The Division of Facilities Management, Design & Construction (FMDC) is responsible for the oversight and management of six (6) lease contracts, totaling approximately one hundred and thirty three thousand (133,000) sq. ft. and approximately forty six thousand (46,000) sq. ft. of state-owned space on behalf of the Court of Appeals and State Court Administrator.

	FY21 Budget Request			
	GR	Federal	Other	Total
Leasing	\$2,507,826	\$21,186	\$134,243	\$2,663,255
State-Owned	\$213,621	\$0	\$0	\$213,621
<b>Total</b>	<b>\$2,721,447</b>	<b>\$21,186</b>	<b>\$134,243</b>	<b>\$2,876,876</b>

	FY21 Governor Recommends			
	GR	Federal	Other	Total
Leasing				\$0
State-Owned		\$0	\$0	\$0
<b>Total</b>	<b>\$0</b>	<b>\$0</b>	<b>\$0</b>	<b>\$0</b>

**3. PROGRAM LISTING (list programs included in this core funding)**

N/A

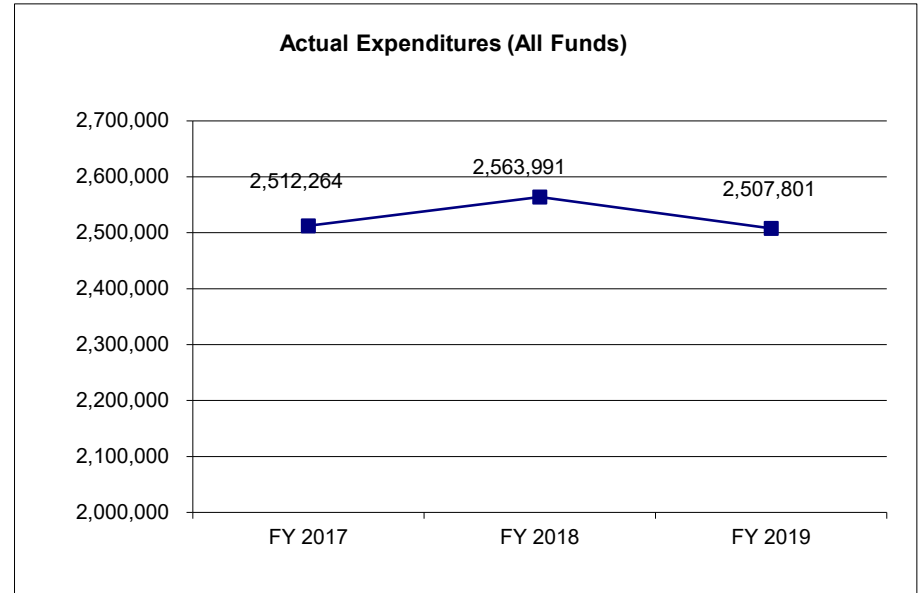


**CORE DECISION ITEM**

<b>Department:</b> Judiciary	<b>Budget Unit:</b> 34460C & 34461C
<b>Division:</b> Court of Appeals and State Court Administrator	
<b>Core:</b> HB13 Real Estate	<b>HB Section:</b> 13.005 & 13.010

**4. FINANCIAL HISTORY**

	<b>FY 2017 Actual</b>	<b>FY 2018 Actual</b>	<b>FY 2019 Actual</b>	<b>FY 2020 Current Yr.</b>
Appropriation (All Funds)	2,646,289	2,744,792	2,755,018	2,927,205
Less Reverted (All Funds)	(74,962)	0	(78,137)	(83,310)
Less Restricted (All Funds)*	0	0	0	0
Budget Authority (All Funds)	2,571,327	2,744,792	2,676,881	2,843,895
Actual Expenditures (All Funds)	2,512,264	2,563,991	2,507,801	N/A
Unexpended (All Funds)	59,063	180,801	169,080	0
Unexpended, by Fund:				
General Revenue	52,166	177,005	160,982	N/A
Federal	532	780	1,201	N/A
Other	6,365	3,016	6,897	N/A



\*Restricted amount is as of \_\_\_\_\_.

Reverted includes the statutory three-percent reserve amount (when applicable).

Restricted includes any Governor's Expenditure Restrictions which remained at the end of the fiscal year (when applicable).

**NOTES:**

<b>Expenditures by HB Section:</b>		<b>FY 2017 Actual</b>	<b>FY 2018 Actual</b>	<b>FY 2019 Actual</b>
13.005	Leasing	2,297,295	2,323,472	2,272,093
13.010	State-Owned	214,969	240,519	235,708
13.015	Institutional	0	0	0
	<b>Total</b>	<b>2,512,264</b>	<b>2,563,991</b>	<b>2,507,801</b>

**CORE RECONCILIATION DETAIL**

**STATE**

**JUDICIARY LEASING**

**5. CORE RECONCILIATION DETAIL**

		<b>Budget Class</b>	<b>FTE</b>	<b>GR</b>	<b>Federal</b>	<b>Other</b>	<b>Total</b>	<b>Explanation</b>
<b>TAFP AFTER VETOES</b>								
		EE	0.00	2,521,951	21,067	129,149	2,672,167	
		<b>Total</b>	<b>0.00</b>	<b>2,521,951</b>	<b>21,067</b>	<b>129,149</b>	<b>2,672,167</b>	
<b>DEPARTMENT CORE ADJUSTMENTS</b>								
Core Reallocation	1976 6084	EE	0.00	0	119	0	119	Reallocation to align budget based on need.
Core Reallocation	1976 6085	EE	0.00	0	0	5,094	5,094	Reallocation to align budget based on need.
Core Reallocation	1976 6083	EE	0.00	(14,125)	0	0	(14,125)	Reallocation to align budget based on need.
		<b>NET DEPARTMENT CHANGES</b>	<b>0.00</b>	<b>(14,125)</b>	<b>119</b>	<b>5,094</b>	<b>(8,912)</b>	
<b>DEPARTMENT CORE REQUEST</b>								
		EE	0.00	2,507,826	21,186	134,243	2,663,255	
		<b>Total</b>	<b>0.00</b>	<b>2,507,826</b>	<b>21,186</b>	<b>134,243</b>	<b>2,663,255</b>	
<b>GOVERNOR'S RECOMMENDED CORE</b>								
		EE	0.00	2,507,826	21,186	134,243	2,663,255	
		<b>Total</b>	<b>0.00</b>	<b>2,507,826</b>	<b>21,186</b>	<b>134,243</b>	<b>2,663,255</b>	

**CORE RECONCILIATION DETAIL**

**STATE**

**JUDICIARY STATE OWNED**

**5. CORE RECONCILIATION DETAIL**

	<b>Budget Class</b>	<b>FTE</b>	<b>GR</b>	<b>Federal</b>	<b>Other</b>	<b>Total</b>	<b>Explanation</b>
<b>TAFP AFTER VETOES</b>							
	EE	0.00	255,038	0	0	255,038	
	<b>Total</b>	<b>0.00</b>	<b>255,038</b>	<b>0</b>	<b>0</b>	<b>255,038</b>	
<b>DEPARTMENT CORE ADJUSTMENTS</b>							
Core Reallocation	2016 7789	EE	0.00	(41,417)	0	0	(41,417) Reallocation to align budget based on need.
<b>NET DEPARTMENT CHANGES</b>			<b>0.00</b>	<b>(41,417)</b>	<b>0</b>	<b>0</b>	<b>(41,417)</b>
<b>DEPARTMENT CORE REQUEST</b>							
	EE	0.00	213,621	0	0	213,621	
	<b>Total</b>	<b>0.00</b>	<b>213,621</b>	<b>0</b>	<b>0</b>	<b>213,621</b>	
<b>GOVERNOR'S RECOMMENDED CORE</b>							
	EE	0.00	213,621	0	0	213,621	
	<b>Total</b>	<b>0.00</b>	<b>213,621</b>	<b>0</b>	<b>0</b>	<b>213,621</b>	

**CORE DECISION ITEM**

<b>Department:</b> Labor and Industrial Relations	<b>Budget Unit:</b> 34191C & 34192C
<b>Division:</b>	
<b>Core:</b> HB13 Real Estate	<b>HB Section:</b> 13.005 & 13.010

**1. CORE FINANCIAL SUMMARY**

	FY21 Budget Request			
	GR	Federal	Other	Total
<b>PS</b>	0	0	0	0
<b>EE</b>	69,274	1,509,885	921,738	2,500,897
<b>PSD</b>	0	0	0	0
<b>TRF</b>	0	0	0	0
<b>Total</b>	<b>69,274</b>	<b>1,509,885</b>	<b>921,738</b>	<b>2,500,897</b>
<b>FTE</b>	<b>0.00</b>	<b>0.00</b>	<b>0.00</b>	<b>0.00</b>

	FY21 Governor Recommends			
	GR	Federal	Other	Total
<b>PS</b>	0	0	0	0
<b>EE</b>	0	0	0	0
<b>PSD</b>	0	0	0	0
<b>TRF</b>	0	0	0	0
<b>Total</b>	<b>0</b>	<b>0</b>	<b>0</b>	<b>0</b>
<b>FTE</b>	<b>0.00</b>	<b>0.00</b>	<b>0.00</b>	<b>0.00</b>

<b>Est. Fringe</b>	0	0	0	0
--------------------	---	---	---	---

*Note: Fringes budgeted in House Bill 5 except for certain fringes budgeted directly to MoDOT, Highway Patrol, and Conservation.*

<b>Est. Fringe</b>	0	0	0	0
--------------------	---	---	---	---

*Note: Fringes budgeted in House Bill 5 except for certain fringes budgeted directly to MoDOT, Highway Patrol, and Conservation.*

Other Funds: See Fund Summary.

Other Funds: See Fund Summary.

**2. CORE DESCRIPTION**

The Division of Facilities Management, Design & Construction (FMDC) is responsible for the oversight and management of approximately sixteen (16) lease contracts, totaling over twenty seven thousand (27,000) sq. ft. and approximately two hundred and fifty six thousand (256,000) sq. ft. of state-owned space on behalf of the Department of Labor and Industrial Relations

	FY21 Budget Request			
	GR	Federal	Other	Total
Leasing	\$6,076	\$92,473	\$376,465	\$475,014
State-Owned	\$63,198	\$1,417,412	\$545,273	\$2,025,883
<b>Total</b>	<b>\$69,274</b>	<b>\$1,509,885</b>	<b>\$921,738</b>	<b>\$2,500,897</b>

	FY21 Governor Recommends			
	GR	Federal	Other	Total
Leasing				\$0
State-Owned				\$0
<b>Total</b>	<b>\$0</b>	<b>\$0</b>	<b>\$0</b>	<b>\$0</b>

**3. PROGRAM LISTING (list programs included in this core funding)**

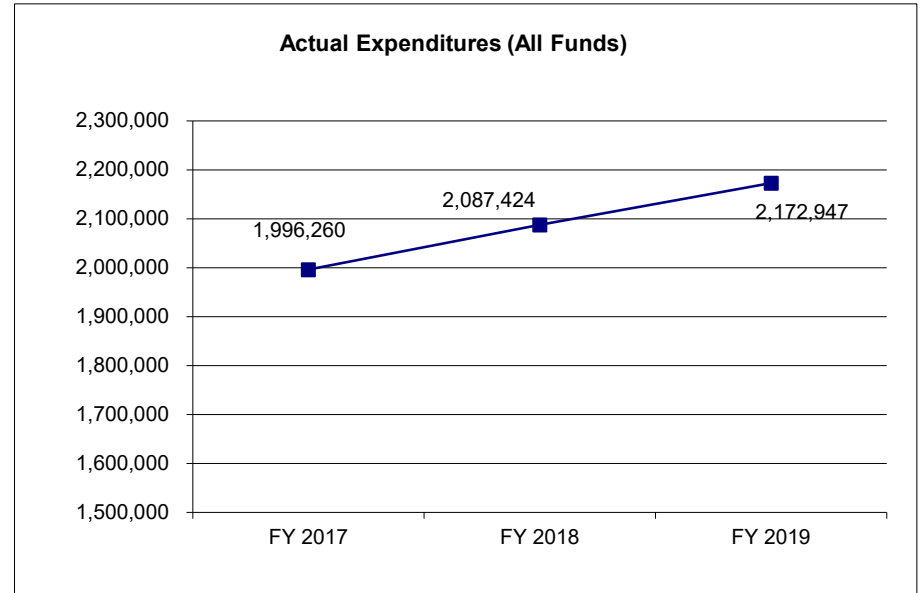
N/A

**CORE DECISION ITEM**

<b>Department:</b> Labor and Industrial Relations	<b>Budget Unit:</b> 34191C & 34192C
<b>Division:</b>	
<b>Core:</b> HB13 Real Estate	<b>HB Section:</b> 13.005 & 13.010

**4. FINANCIAL HISTORY**

	FY 2017 Actual	FY 2018 Actual	FY 2019 Actual	FY 2020 Current Yr.
Appropriation (All Funds)	2,018,692	2,126,224	2,222,953	2,296,270
Less Reverted (All Funds)	(1,972)	(174)	(1,705)	(1,872)
Less Restricted (All Funds)*	0	0	0	0
Budget Authority (All Funds)	2,016,720	2,126,050	2,221,248	2,294,398
Actual Expenditures (All Funds)	1,996,260	2,087,424	2,172,947	N/A
Unexpended (All Funds)	20,460	38,626	48,301	0
Unexpended, by Fund:				
General Revenue	4,314	(2,453)	165	N/A
Federal	14,601	32,467	13,248	N/A
Other	1,545	8,612	34,888	N/A



\*Restricted amount is as of \_\_\_\_\_.

Reverted includes the statutory three-percent reserve amount (when applicable).

Restricted includes any Governor's Expenditure Restrictions which remained at the end of the fiscal year (when applicable).

**NOTES:**

Expenditures by HB Section:		FY 2017 Actual	FY 2018 Actual	FY 2019 Actual
13.005	Leasing	316,390	399,890	408,616
13.010	State-Owned	1,679,870	1,687,534	1,764,331
13.015	Institutional	0	0	0
	<b>Total</b>	1,996,260	2,087,424	2,172,947

**CORE RECONCILIATION DETAIL**

**STATE**

**DOLIR LEASING**

**5. CORE RECONCILIATION DETAIL**

		<b>Budget Class</b>	<b>FTE</b>	<b>GR</b>	<b>Federal</b>	<b>Other</b>	<b>Total</b>	<b>Explanation</b>
<b>TAFP AFTER VETOES</b>								
		EE	0.00	5,991	99,850	360,247	466,088	
		<b>Total</b>	<b>0.00</b>	<b>5,991</b>	<b>99,850</b>	<b>360,247</b>	<b>466,088</b>	
<b>DEPARTMENT CORE ADJUSTMENTS</b>								
Core Reallocation	1968 2625	EE	0.00	0	(3)	0	(3)	Reallocation to align budget based on need.
Core Reallocation	1968 3229	EE	0.00	85	0	0	85	Reallocation to align budget based on need.
Core Reallocation	1968 3233	EE	0.00	0	(7,528)	0	(7,528)	Reallocation to align budget based on need.
Core Reallocation	1968 3236	EE	0.00	0	0	16,218	16,218	Reallocation to align budget based on need.
Core Reallocation	1968 2464	EE	0.00	0	154	0	154	Reallocation to align budget based on need.
		<b>NET DEPARTMENT CHANGES</b>	<b>0.00</b>	<b>85</b>	<b>(7,377)</b>	<b>16,218</b>	<b>8,926</b>	
<b>DEPARTMENT CORE REQUEST</b>								
		EE	0.00	6,076	92,473	376,465	475,014	
		<b>Total</b>	<b>0.00</b>	<b>6,076</b>	<b>92,473</b>	<b>376,465</b>	<b>475,014</b>	
<b>GOVERNOR'S RECOMMENDED CORE</b>								
		EE	0.00	6,076	92,473	376,465	475,014	
		<b>Total</b>	<b>0.00</b>	<b>6,076</b>	<b>92,473</b>	<b>376,465</b>	<b>475,014</b>	

**CORE RECONCILIATION DETAIL**

**STATE**

**DOLIR STATE OWNED**

**5. CORE RECONCILIATION DETAIL**

		<b>Budget Class</b>	<b>FTE</b>	<b>GR</b>	<b>Federal</b>	<b>Other</b>	<b>Total</b>	<b>Explanation</b>
<b>TAFP AFTER VETOES</b>								
		EE	0.00	56,409	1,304,735	469,038	1,830,182	
		<b>Total</b>	<b>0.00</b>	<b>56,409</b>	<b>1,304,735</b>	<b>469,038</b>	<b>1,830,182</b>	
<b>DEPARTMENT CORE ADJUSTMENTS</b>								
Core Reallocation	2009 7714	EE	0.00	0	8,608	0	8,608	Reallocation to align budget based on need.
Core Reallocation	2009 7715	EE	0.00	0	248,156	0	248,156	Reallocation to align budget based on need.
Core Reallocation	2009 7721	EE	0.00	0	473	0	473	Reallocation to align budget based on need.
Core Reallocation	2009 7722	EE	0.00	0	0	61,792	61,792	Reallocation to align budget based on need.
Core Reallocation	2009 7723	EE	0.00	0	(144,560)	0	(144,560)	Reallocation to align budget based on need.
Core Reallocation	2009 7724	EE	0.00	0	0	14,443	14,443	Reallocation to align budget based on need.
Core Reallocation	2009 7713	EE	0.00	6,789	0	0	6,789	Reallocation to align budget based on need.
	<b>NET DEPARTMENT CHANGES</b>		<b>0.00</b>	<b>6,789</b>	<b>112,677</b>	<b>76,235</b>	<b>195,701</b>	
<b>DEPARTMENT CORE REQUEST</b>								
		EE	0.00	63,198	1,417,412	545,273	2,025,883	
		<b>Total</b>	<b>0.00</b>	<b>63,198</b>	<b>1,417,412</b>	<b>545,273</b>	<b>2,025,883</b>	

**CORE RECONCILIATION DETAIL**

---

**STATE**

---

**DOLIR STATE OWNED**

---

**5. CORE RECONCILIATION DETAIL**

---

	Budget Class	FTE	GR	Federal	Other	Total	Explanation
<b>GOVERNOR'S RECOMMENDED CORE</b>							
	EE	0.00	63,198	1,417,412	545,273	2,025,883	
	<b>Total</b>	<b>0.00</b>	<b>63,198</b>	<b>1,417,412</b>	<b>545,273</b>	<b>2,025,883</b>	



**CORE DECISION ITEM**

<b>Department:</b> Missouri Legislature	<b>Budget Unit:</b> 34440C & 34441C
<b>Division:</b>	
<b>Core:</b> HB13 Real Estate	<b>HB Section:</b> 13.005 & 13.010

**1. CORE FINANCIAL SUMMARY**

	FY21 Budget Request			
	GR	Federal	Other	Total
PS	0	0	0	0
EE	1,868,162	0	0	1,868,162
PSD	0	0	0	0
TRF	0	0	0	0
<b>Total</b>	<b>1,868,162</b>	<b>0</b>	<b>0</b>	<b>1,868,162</b>
<b>FTE</b>	<b>0.00</b>	<b>0.00</b>	<b>0.00</b>	<b>0.00</b>

	FY21 Governor Recommends			
	GR	Federal	Other	Total
PS	0	0	0	0
EE	0	0	0	0
PSD	0	0	0	0
TRF	0	0	0	0
<b>Total</b>	<b>0</b>	<b>0</b>	<b>0</b>	<b>0</b>
<b>FTE</b>	<b>0.00</b>	<b>0.00</b>	<b>0.00</b>	<b>0.00</b>

<b>Est. Fringe</b>	0	0	0	0
--------------------	---	---	---	---

*Note: Fringes budgeted in House Bill 5 except for certain fringes budgeted directly to MoDOT, Highway Patrol, and Conservation.*

<b>Est. Fringe</b>	0	0	0	0
--------------------	---	---	---	---

*Note: Fringes budgeted in House Bill 5 except for certain fringes budgeted directly to MoDOT, Highway Patrol, and Conservation.*

Other Funds: None.

Other Funds: None.

**2. CORE DESCRIPTION**

The Division of Facilities Management, Design & Construction (FMDC) is responsible for the oversight and management of two storage (2) leases, totaling approximately two thousand four hundred (2,400) sq. ft. and approximately two hundred and eighty five thousand (285,000) sq. ft. of state-owned space on behalf of the Missouri Legislature.

	FY21 Budget Request			
	GR	Federal	Other	Total
Leasing	\$7,649	\$0	\$0	\$7,649
State-Owned	\$1,860,513	\$0	\$0	\$1,860,513
<b>Total</b>	<b>\$1,868,162</b>	<b>\$0</b>	<b>\$0</b>	<b>\$1,868,162</b>

	FY21 Governor Recommends			
	GR	Federal	Other	Total
Leasing		\$0	\$0	\$0
State-Owned		\$0	\$0	\$0
<b>Total</b>	<b>\$0</b>	<b>\$0</b>	<b>\$0</b>	<b>\$0</b>

**3. PROGRAM LISTING (list programs included in this core funding)**

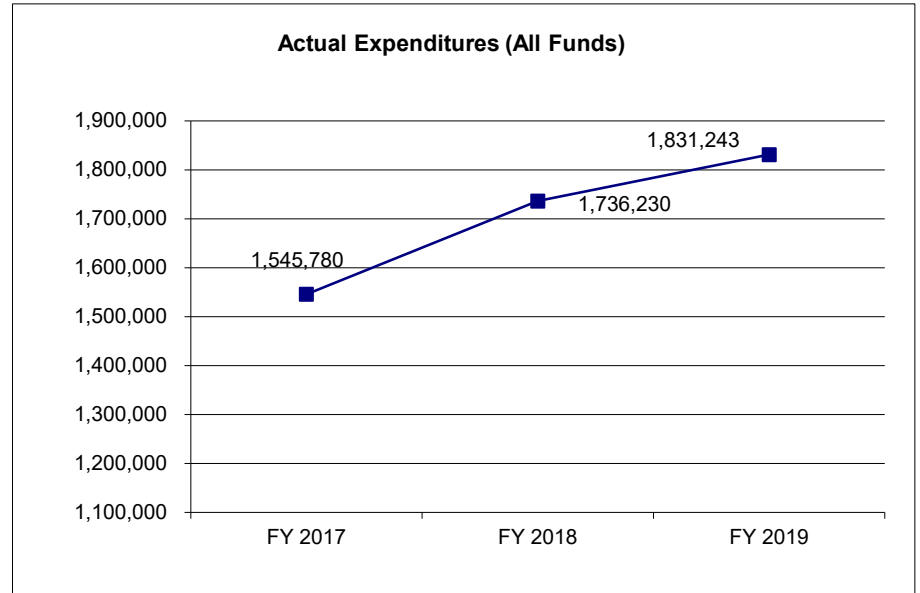
N/A

**CORE DECISION ITEM**

<b>Department:</b> Missouri Legislature	<b>Budget Unit:</b> 34440C & 34441C
<b>Division:</b>	
<b>Core:</b> HB13 Real Estate	<b>HB Section:</b> 13.005 & 13.010

**4. FINANCIAL HISTORY**

	<b>FY 2017 Actual</b>	<b>FY 2018 Actual</b>	<b>FY 2019 Actual</b>	<b>FY 2020 Current Yr.</b>
Appropriation (All Funds)	1,593,738	1,686,620	1,828,941	1,964,604
Less Reverted (All Funds)	(47,812)	(247)	(54,868)	(58,938)
Less Restricted (All Funds)*	0	0	0	0
Budget Authority (All Funds)	1,545,926	1,686,373	1,774,073	1,905,666
Actual Expenditures (All Funds)	1,545,780	1,736,230	1,831,243	N/A
Unexpended (All Funds)	146	(49,857)	(57,170)	0
Unexpended, by Fund:				
General Revenue	146	(49,857)	(57,170)	N/A
Federal	0	0	0	N/A
Other	0	0	0	N/A



\*Restricted amount is as of \_\_\_\_\_.

Reverted includes the statutory three-percent reserve amount (when applicable).

Restricted includes any Governor's Expenditure Restrictions which remained at the end of the fiscal year (when applicable).

**NOTES:**

<b>Expenditures by HB Section:</b>		<b>FY 2017 Actual</b>	<b>FY 2018 Actual</b>	<b>FY 2019 Actual</b>
13.005	Leasing	7,118	7,427	7,337
13.010	State-Owned	1,538,662	1,728,803	1,823,906
13.015	Institutional	0	0	0
	<b>Total</b>	<b>1,545,780</b>	<b>1,736,230</b>	<b>1,831,243</b>

**CORE RECONCILIATION DETAIL**

**STATE**

**LEGISLATURE LEASING**

**5. CORE RECONCILIATION DETAIL**

	<b>Budget Class</b>	<b>FTE</b>	<b>GR</b>	<b>Federal</b>	<b>Other</b>	<b>Total</b>	<b>Explanation</b>
<b>TAFP AFTER VETOES</b>							
	EE	0.00	8,289	0	0	8,289	
	<b>Total</b>	<b>0.00</b>	<b>8,289</b>	<b>0</b>	<b>0</b>	<b>8,289</b>	
<b>DEPARTMENT CORE ADJUSTMENTS</b>							
Core Reallocation	1978 7488	EE	0.00	(640)	0	0	(640) Reallocation to align budget based on need.
<b>NET DEPARTMENT CHANGES</b>			<b>0.00</b>	<b>(640)</b>	<b>0</b>	<b>0</b>	<b>(640)</b>
<b>DEPARTMENT CORE REQUEST</b>							
	EE	0.00	7,649	0	0	7,649	
	<b>Total</b>	<b>0.00</b>	<b>7,649</b>	<b>0</b>	<b>0</b>	<b>7,649</b>	
<b>GOVERNOR'S RECOMMENDED CORE</b>							
	EE	0.00	7,649	0	0	7,649	
	<b>Total</b>	<b>0.00</b>	<b>7,649</b>	<b>0</b>	<b>0</b>	<b>7,649</b>	

**CORE RECONCILIATION DETAIL**

**STATE**

**LEGISLATURE STATE OWNED**

**5. CORE RECONCILIATION DETAIL**

	<b>Budget Class</b>	<b>FTE</b>	<b>GR</b>	<b>Federal</b>	<b>Other</b>	<b>Total</b>	<b>Explanation</b>
<b>TAFP AFTER VETOES</b>							
	EE	0.00	1,956,315	0	0	1,956,315	
	<b>Total</b>	<b>0.00</b>	<b>1,956,315</b>	<b>0</b>	<b>0</b>	<b>1,956,315</b>	
<b>DEPARTMENT CORE ADJUSTMENTS</b>							
Core Reallocation	2017 7771	EE	0.00	(95,802)	0	0	(95,802) Reallocation to align budget based on need.
<b>NET DEPARTMENT CHANGES</b>			<b>0.00</b>	<b>(95,802)</b>	<b>0</b>	<b>0</b>	<b>(95,802)</b>
<b>DEPARTMENT CORE REQUEST</b>							
	EE	0.00	1,860,513	0	0	1,860,513	
	<b>Total</b>	<b>0.00</b>	<b>1,860,513</b>	<b>0</b>	<b>0</b>	<b>1,860,513</b>	
<b>GOVERNOR'S RECOMMENDED CORE</b>							
	EE	0.00	1,860,513	0	0	1,860,513	
	<b>Total</b>	<b>0.00</b>	<b>1,860,513</b>	<b>0</b>	<b>0</b>	<b>1,860,513</b>	

**CORE DECISION ITEM**

<b>Department:</b> Revenue	<b>Budget Unit:</b> 33902C
<b>Division:</b> Missouri Lottery	
<b>Core:</b> HB13 Real Estate	<b>HB Section:</b> 13.005

**1. CORE FINANCIAL SUMMARY**

	FY21 Budget Request			
	GR	Federal	Other	Total
PS	0	0	0	0
EE	0	0	399,172	399,172
PSD	0	0	0	0
TRF	0	0	0	0
<b>Total</b>	<b>0</b>	<b>0</b>	<b>399,172</b>	<b>399,172</b>
<b>FTE</b>	<b>0.00</b>	<b>0.00</b>	<b>0.00</b>	<b>0.00</b>

	FY21 Governor Recommends			
	GR	Federal	Other	Total
PS	0	0	0	0
EE	0	0	0	0
PSD	0	0	0	0
TRF	0	0	0	0
<b>Total</b>	<b>0</b>	<b>0</b>	<b>0</b>	<b>0</b>
<b>FTE</b>	<b>0.00</b>	<b>0.00</b>	<b>0.00</b>	<b>0.00</b>

<b>Est. Fringe</b>	0	0	0	0
--------------------	---	---	---	---

*Note: Fringes budgeted in House Bill 5 except for certain fringes budgeted directly to MoDOT, Highway Patrol, and Conservation.*

<b>Est. Fringe</b>	0	0	0	0
--------------------	---	---	---	---

*Note: Fringes budgeted in House Bill 5 except for certain fringes budgeted directly to MoDOT, Highway Patrol, and Conservation.*

Other Funds: See Fund Summary.

Other Funds: See Fund Summary.

**2. CORE DESCRIPTION**

The Division of Facilities Management, Design & Construction (FMDC) is responsible for the oversight and management of approximately three (3) lease contracts, totaling over twenty six thousand (26,000) sq. ft. of space on behalf of the Department of Revenue, Division of Lottery.

	FY21 Budget Request			
	GR	Federal	Other	Total
Leasing	\$0	\$0	\$399,172	\$399,172
<b>Total</b>	<b>\$0</b>	<b>\$0</b>	<b>\$399,172</b>	<b>\$399,172</b>

	FY21 Governor Recommends			
	GR	Federal	Other	Total
Leasing	\$0	\$0	\$0	\$0
<b>Total</b>	<b>\$0</b>	<b>\$0</b>	<b>\$0</b>	<b>\$0</b>

**3. PROGRAM LISTING (list programs included in this core funding)**

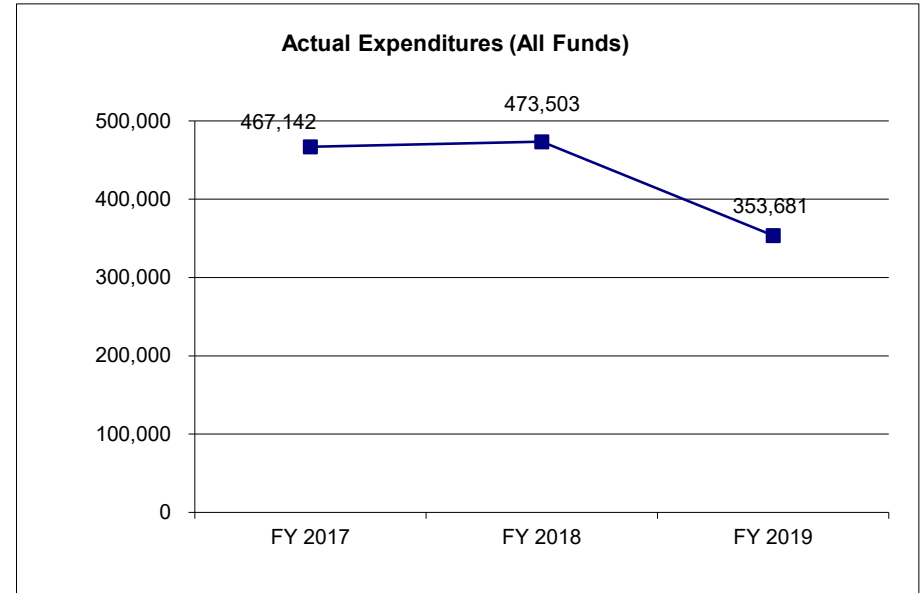
N/A

**CORE DECISION ITEM**

<b>Department:</b> Revenue	<b>Budget Unit:</b> 33902C
<b>Division:</b> Missouri Lottery	
<b>Core:</b> HB13 Real Estate	<b>HB Section:</b> 13.005

**4. FINANCIAL HISTORY**

	FY 2017 Actual	FY 2018 Actual	FY 2019 Actual	FY 2020 Current Yr.
Appropriation (All Funds)	472,605	472,424	358,877	390,689
Less Reverted (All Funds)	0	0	0	0
Less Restricted (All Funds)*	0	0	0	0
Budget Authority (All Funds)	472,605	472,424	358,877	390,689
Actual Expenditures (All Funds)	467,142	473,503	353,681	N/A
Unexpended (All Funds)	5,463	(1,079)	5,196	0
Unexpended, by Fund:				
General Revenue	0	0	0	N/A
Federal	0	0	0	N/A
Other	5,463	(1,079)	5,196	N/A



\*Restricted amount is as of \_\_\_\_\_.

Reverted includes the statutory three-percent reserve amount (when applicable).

Restricted includes any Governor's Expenditure Restrictions which remained at the end of the fiscal year (when applicable).

**NOTES:**

Expenditures by HB Section:		FY 2017 Actual	FY 2018 Actual	FY 2019 Actual
13.005	Leasing	346,367	352,728	353,681
13.010	State-Owned	0	0	0
13.015	Institutional	120,775	120,775	0
	Total	467,142	473,503	353,681

**CORE RECONCILIATION DETAIL**

STATE

LOTTERY LEASING

**5. CORE RECONCILIATION DETAIL**

	Budget Class	FTE	GR	Federal	Other	Total	Explanation
<b>TAFP AFTER VETOES</b>							
	EE	0.00	0	0	390,689	390,689	
	<b>Total</b>	<b>0.00</b>	<b>0</b>	<b>0</b>	<b>390,689</b>	<b>390,689</b>	
<b>DEPARTMENT CORE ADJUSTMENTS</b>							
Core Reallocation	1984 3307 EE	0.00	0	0	8,483	8,483	Reallocation to align budget based on need.
<b>NET DEPARTMENT CHANGES</b>		<b>0.00</b>	<b>0</b>	<b>0</b>	<b>8,483</b>	<b>8,483</b>	
<b>DEPARTMENT CORE REQUEST</b>							
	EE	0.00	0	0	399,172	399,172	
	<b>Total</b>	<b>0.00</b>	<b>0</b>	<b>0</b>	<b>399,172</b>	<b>399,172</b>	
<b>GOVERNOR'S RECOMMENDED CORE</b>							
	EE	0.00	0	0	399,172	399,172	
	<b>Total</b>	<b>0.00</b>	<b>0</b>	<b>0</b>	<b>399,172</b>	<b>399,172</b>	

**CORE DECISION ITEM**

<b>Department:</b> Office of the Lt. Governor	<b>Budget Unit:</b> 34396C
<b>Division:</b>	
<b>Core:</b> HB13 Real Estate	<b>HB Section:</b> 13.010

**1. CORE FINANCIAL SUMMARY**

	FY21 Budget Request			
	GR	Federal	Other	Total
PS	0	0	0	0
EE	81,098	0	58,859	139,957
PSD	0	0	0	0
TRF	0	0	0	0
<b>Total</b>	<b>81,098</b>	<b>0</b>	<b>58,859</b>	<b>139,957</b>
<b>FTE</b>	<b>0.00</b>	<b>0.00</b>	<b>0.00</b>	<b>0.00</b>

	FY21 Governor Recommends			
	GR	Federal	Other	Total
PS	0	0	0	0
EE	0	0	0	0
PSD	0	0	0	0
TRF	0	0	0	0
<b>Total</b>	<b>0</b>	<b>0</b>	<b>0</b>	<b>0</b>
<b>FTE</b>	<b>0.00</b>	<b>0.00</b>	<b>0.00</b>	<b>0.00</b>

<b>Est. Fringe</b>	0	0	0	0
--------------------	---	---	---	---

*Note: Fringes budgeted in House Bill 5 except for certain fringes budgeted directly to MoDOT, Highway Patrol, and Conservation.*

<b>Est. Fringe</b>	0	0	0	0
--------------------	---	---	---	---

*Note: Fringes budgeted in House Bill 5 except for certain fringes budgeted directly to MoDOT, Highway Patrol, and Conservation.*

Other Funds: None.

Other Funds: None.

**2. CORE DESCRIPTION**

The Division of Facilities Management, Design & Construction (FMDC) is responsible for the oversight and management of approximately five thousand three hundred (5,300) sq. ft. on behalf of the Lt. Governor's Office.

	FY21 Budget Request			
	GR	Federal	Other	Total
Leasing	\$46,254	\$0	\$58,859	\$105,113
State-Owned	\$34,844	\$0	\$0	\$34,844
<b>Total</b>	<b>\$81,098</b>	<b>\$0</b>	<b>\$58,859</b>	<b>\$139,957</b>

	FY21 Governor Recommends			
	GR	Federal	Other	Total
Leasing		\$0	\$0	\$0
State-Owned		\$0	\$0	\$0
<b>Total</b>	<b>\$0</b>	<b>\$0</b>	<b>\$0</b>	<b>\$0</b>

**3. PROGRAM LISTING (list programs included in this core funding)**

N/A

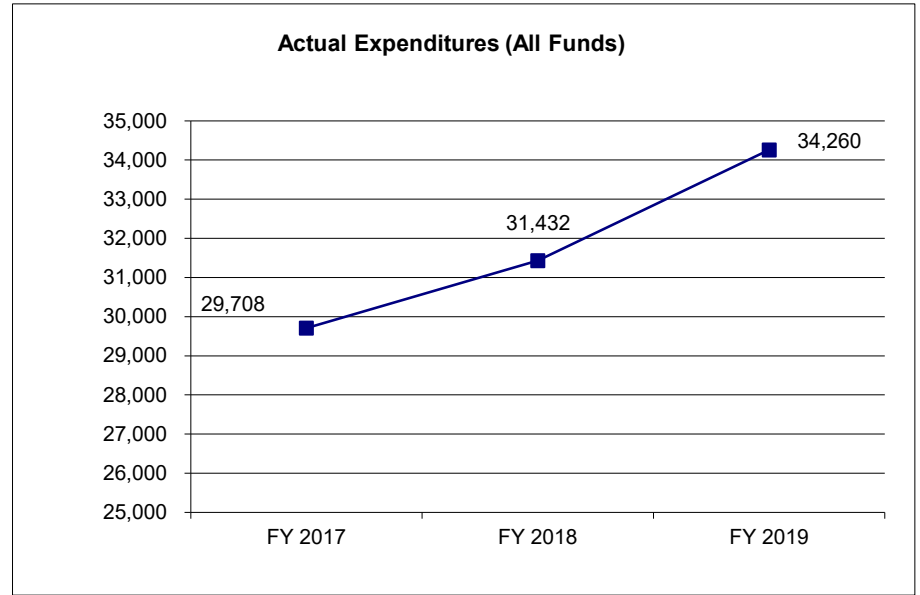


**CORE DECISION ITEM**

<b>Department:</b> Office of the Lt. Governor	<b>Budget Unit:</b> 34396C
<b>Division:</b>	
<b>Core:</b> HB13 Real Estate	<b>HB Section:</b> 13.010

**4. FINANCIAL HISTORY**

	<b>FY 2017 Actual</b>	<b>FY 2018 Actual</b>	<b>FY 2019 Actual</b>	<b>FY 2020 Current Yr.</b>
Appropriation (All Funds)	29,708	31,432	34,108	136,436
Less Reverted (All Funds)	0	0	0	(2,430)
Less Restricted (All Funds)*	0	0	0	0
Budget Authority (All Funds)	29,708	31,432	34,108	134,006
Actual Expenditures (All Funds)	29,708	31,432	34,260	N/A
Unexpended (All Funds)	0	0	(152)	0
Unexpended, by Fund:				
General Revenue	0	0	(152)	N/A
Federal	0	0	0	N/A
Other	0	0	0	N/A



\*Restricted amount is as of \_\_\_\_\_.

Reverted includes the statutory three-percent reserve amount (when applicable).

Restricted includes any Governor's Expenditure Restrictions which remained at the end of the fiscal year (when applicable).

**NOTES:**

<b>Expenditures by HB Section:</b>		<b>FY 2017 Actual</b>	<b>FY 2018 Actual</b>	<b>FY 2019 Actual</b>
13.005	Leasing	0	0	0
13.010	State-Owned	29,708	31,432	34,260
13.015	Institutional	0	0	0
	<b>Total</b>	<b>29,708</b>	<b>31,432</b>	<b>34,260</b>

**CORE RECONCILIATION DETAIL**

**STATE**

**LT GOVERNOR LEASING**

**5. CORE RECONCILIATION DETAIL**

		<b>Budget Class</b>	<b>FTE</b>	<b>GR</b>	<b>Federal</b>	<b>Other</b>	<b>Total</b>	<b>Explanation</b>
<b>TAFP AFTER VETOES</b>								
		EE	0.00	44,353	0	55,445	99,798	
		<b>Total</b>	<b>0.00</b>	<b>44,353</b>	<b>0</b>	<b>55,445</b>	<b>99,798</b>	
<b>DEPARTMENT CORE ADJUSTMENTS</b>								
Core Reallocation	1980 5619	EE	0.00	1,901	0	0	1,901	Reallocation to align budget based on need.
Core Reallocation	1980 5618	EE	0.00	0	0	3,414	3,414	Reallocation to align budget based on need.
	<b>NET DEPARTMENT CHANGES</b>		<b>0.00</b>	<b>1,901</b>	<b>0</b>	<b>3,414</b>	<b>5,315</b>	
<b>DEPARTMENT CORE REQUEST</b>								
		EE	0.00	46,254	0	58,859	105,113	
		<b>Total</b>	<b>0.00</b>	<b>46,254</b>	<b>0</b>	<b>58,859</b>	<b>105,113</b>	
<b>GOVERNOR'S RECOMMENDED CORE</b>								
		EE	0.00	46,254	0	58,859	105,113	
		<b>Total</b>	<b>0.00</b>	<b>46,254</b>	<b>0</b>	<b>58,859</b>	<b>105,113</b>	

**CORE RECONCILIATION DETAIL**

**STATE**

**LT GOVERNORS ST OWNED**

**5. CORE RECONCILIATION DETAIL**

	<b>Budget Class</b>	<b>FTE</b>	<b>GR</b>	<b>Federal</b>	<b>Other</b>	<b>Total</b>	<b>Explanation</b>
<b>TAFP AFTER VETOES</b>							
	EE	0.00	36,638	0	0	36,638	
	<b>Total</b>	<b>0.00</b>	<b>36,638</b>	<b>0</b>	<b>0</b>	<b>36,638</b>	
<b>DEPARTMENT CORE ADJUSTMENTS</b>							
Core Reallocation	2019 2664	EE	0.00	(1,794)	0	0	(1,794) Reallocation to align budget based on need.
<b>NET DEPARTMENT CHANGES</b>			<b>0.00</b>	<b>(1,794)</b>	<b>0</b>	<b>0</b>	<b>(1,794)</b>
<b>DEPARTMENT CORE REQUEST</b>							
	EE	0.00	34,844	0	0	34,844	
	<b>Total</b>	<b>0.00</b>	<b>34,844</b>	<b>0</b>	<b>0</b>	<b>34,844</b>	
<b>GOVERNOR'S RECOMMENDED CORE</b>							
	EE	0.00	34,844	0	0	34,844	
	<b>Total</b>	<b>0.00</b>	<b>34,844</b>	<b>0</b>	<b>0</b>	<b>34,844</b>	

**CORE DECISION ITEM**

<b>Department:</b> Mental Health	<b>Budget Unit:</b> 34273C, 34275C & 34276C
<b>Division:</b>	
<b>Core:</b> HB13 Real Estate	<b>HB Section:</b> 13.005, 13.010 & 13.015

**1. CORE FINANCIAL SUMMARY**

	FY21 Budget Request			
	GR	Federal	Other	Total
PS	0	0	0	0
EE	23,639,682	199,985	6,153	23,845,820
PSD	0	0	0	0
TRF	0	0	0	0
<b>Total</b>	<b>23,639,682</b>	<b>199,985</b>	<b>6,153</b>	<b>23,845,820</b>
<b>FTE</b>	<b>0.00</b>	<b>0.00</b>	<b>0.00</b>	<b>0.00</b>

	FY21 Governor Recommends			
	GR	Federal	Other	Total
PS	0	0	0	0
EE	0	0	0	0
PSD	0	0	0	0
TRF	0	0	0	0
<b>Total</b>	<b>0</b>	<b>0</b>	<b>0</b>	<b>0</b>
<b>FTE</b>	<b>0.00</b>	<b>0.00</b>	<b>0.00</b>	<b>0.00</b>

<b>Est. Fringe</b>	0	0	0	0
--------------------	---	---	---	---

*Note: Fringes budgeted in House Bill 5 except for certain fringes budgeted directly to MoDOT, Highway Patrol, and Conservation.*

<b>Est. Fringe</b>	0	0	0	0
--------------------	---	---	---	---

*Note: Fringes budgeted in House Bill 5 except for certain fringes budgeted directly to MoDOT, Highway Patrol, and Conservation.*

Other Funds: See Fund Summary.

Other Funds: See Fund Summary.

**2. CORE DESCRIPTION**

The Division of Facilities Management, Design & Construction (FMDC) is responsible for the oversight and management of approximately fifteen (15) lease contracts, totaling over ninety thousand (90,000) sq. ft., one hundred and twenty eight thousand (128,000) sq. ft. of state-owned space and approximately three million four hundred thousand (3.4M) sq. ft. of institutional space on behalf of the Department of Mental Health.

	FY21 Budget Request			
	GR	Federal	Other	Total
Leasing	\$1,857,901	\$0	\$0	\$1,857,901
State-Owned	\$846,827	\$199,985	\$6,153	\$1,052,965
Institutional	\$20,934,954	\$0	\$0	\$20,934,954
<b>Total</b>	<b>\$23,639,682</b>	<b>\$199,985</b>	<b>\$6,153</b>	<b>\$23,845,820</b>

	FY21 Governor Recommends			
	GR	Federal	Other	Total
Leasing		\$0	\$0	\$0
State-Owned				\$0
Institutional		\$0	\$0	\$0
<b>Total</b>	<b>\$0</b>	<b>\$0</b>	<b>\$0</b>	<b>\$0</b>

**3. PROGRAM LISTING (list programs included in this core funding)**

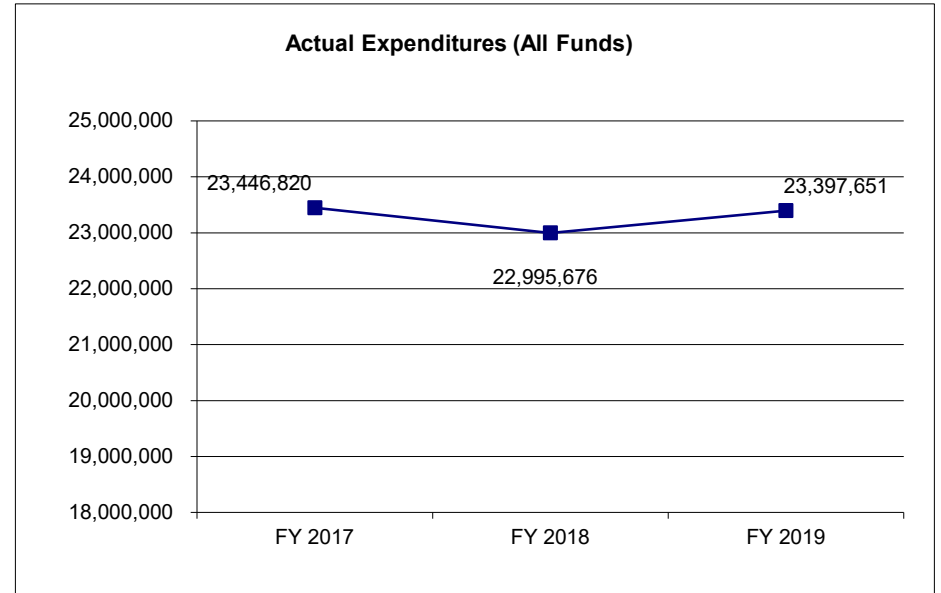
N/A

**CORE DECISION ITEM**

<b>Department:</b> Mental Health	<b>Budget Unit:</b> 34273C, 34275C & 34276C
<b>Division:</b>	
<b>Core:</b> HB13 Real Estate	<b>HB Section:</b> 13.005, 13.010 & 13.015

**4. FINANCIAL HISTORY**

	FY 2017 Actual	FY 2018 Actual	FY 2019 Actual	FY 2020 Current Yr.
Appropriation (All Funds)	24,383,354	23,718,272	24,378,845	24,028,108
Less Reverted (All Funds)	(725,512)	(204)	(725,551)	(714,704)
Less Restricted (All Funds)*	0	0	0	0
Budget Authority (All Funds)	23,657,842	23,718,068	23,653,294	23,313,404
Actual Expenditures (All Funds)	23,446,820	22,995,676	23,397,651	N/A
Unexpended (All Funds)	211,022	722,392	255,643	0
Unexpended, by Fund:				
General Revenue	194,632	722,597	251,233	N/A
Federal	13,079	(3,775)	4,592	N/A
Other	3,311	3,570	(182)	N/A



\*Restricted amount is as of 1/23/19.

Reverted includes the statutory three-percent reserve amount (when applicable).

Restricted includes any Governor's Expenditure Restrictions which remained at the end of the fiscal year (when applicable).

**NOTES:**

Expenditures by HB Section:		FY 2018 Actual	FY 2019 Actual	FY 2020 Actual
13.005	Leasing	1,964,968	1,845,600	1,786,678
13.010	State-Owned	916,819	1,075,495	1,033,597
13.015	Institutional	20,565,033	20,074,581	20,577,376
	<b>Total</b>	<b>23,446,820</b>	<b>22,995,676</b>	<b>23,397,651</b>

**CORE RECONCILIATION DETAIL**

**STATE**

**MENTAL HEALTH LEASING**

**5. CORE RECONCILIATION DETAIL**

		<b>Budget Class</b>	<b>FTE</b>	<b>GR</b>	<b>Federal</b>	<b>Other</b>	<b>Total</b>	<b>Explanation</b>
<b>TAFP AFTER VETOES</b>								
		EE	0.00	2,016,940	0	0	2,016,940	
		<b>Total</b>	<b>0.00</b>	<b>2,016,940</b>	<b>0</b>	<b>0</b>	<b>2,016,940</b>	
<b>DEPARTMENT CORE ADJUSTMENTS</b>								
Transfer In	2477 0665	EE	0.00	0	1,440	0	1,440	Transfer in rent funding from the Department of Mental Health.
Core Reallocation	1981 0655	EE	0.00	(159,039)	0	0	(159,039)	Reallocation to align budget based on need.
		<b>NET DEPARTMENT CHANGES</b>	<b>0.00</b>	<b>(159,039)</b>	<b>1,440</b>	<b>0</b>	<b>(157,599)</b>	
<b>DEPARTMENT CORE REQUEST</b>								
		EE	0.00	1,857,901	1,440	0	1,859,341	
		<b>Total</b>	<b>0.00</b>	<b>1,857,901</b>	<b>1,440</b>	<b>0</b>	<b>1,859,341</b>	
<b>GOVERNOR'S RECOMMENDED CORE</b>								
		EE	0.00	1,857,901	1,440	0	1,859,341	
		<b>Total</b>	<b>0.00</b>	<b>1,857,901</b>	<b>1,440</b>	<b>0</b>	<b>1,859,341</b>	

**CORE RECONCILIATION DETAIL**

**STATE**

**MENTAL HEALTH STATE OWNED**

**5. CORE RECONCILIATION DETAIL**

				<b>Budget Class</b>	<b>FTE</b>	<b>GR</b>	<b>Federal</b>	<b>Other</b>	<b>Total</b>	<b>Explanation</b>
<b>TAFP AFTER VETOES</b>										
				EE	0.00	853,190	196,757	7,892	1,057,839	
				<b>Total</b>	<b>0.00</b>	<b>853,190</b>	<b>196,757</b>	<b>7,892</b>	<b>1,057,839</b>	
<b>DEPARTMENT CORE ADJUSTMENTS</b>										
Core Reallocation	2021	7752	EE	0.00	0	3,228	0	3,228	3,228	Reallocation to align budget based on need.
Core Reallocation	2021	7753	EE	0.00	0	0	(1,435)	(1,435)	(1,435)	Reallocation to align budget based on need.
Core Reallocation	2021	7754	EE	0.00	0	0	(304)	(304)	(304)	Reallocation to align budget based on need.
Core Reallocation	2021	7751	EE	0.00	(6,363)	0	0	(6,363)	(6,363)	Reallocation to align budget based on need.
<b>NET DEPARTMENT CHANGES</b>					<b>0.00</b>	<b>(6,363)</b>	<b>3,228</b>	<b>(1,739)</b>	<b>(4,874)</b>	
<b>DEPARTMENT CORE REQUEST</b>										
				EE	0.00	846,827	199,985	6,153	1,052,965	
				<b>Total</b>	<b>0.00</b>	<b>846,827</b>	<b>199,985</b>	<b>6,153</b>	<b>1,052,965</b>	
<b>GOVERNOR'S RECOMMENDED CORE</b>										
				EE	0.00	846,827	199,985	6,153	1,052,965	
				<b>Total</b>	<b>0.00</b>	<b>846,827</b>	<b>199,985</b>	<b>6,153</b>	<b>1,052,965</b>	

**CORE RECONCILIATION DETAIL**

**STATE**

**MENTAL HEALTH INSTITUTIONAL**

**5. CORE RECONCILIATION DETAIL**

	<b>Budget Class</b>	<b>FTE</b>	<b>GR</b>	<b>Federal</b>	<b>Other</b>	<b>Total</b>	<b>Explanation</b>
<b>TAFP AFTER VETOES</b>							
	EE	0.00	20,953,329	0	0	20,953,329	
	<b>Total</b>	<b>0.00</b>	<b>20,953,329</b>	<b>0</b>	<b>0</b>	<b>20,953,329</b>	
<b>DEPARTMENT CORE ADJUSTMENTS</b>							
Core Reallocation	2090 7756	EE	0.00	(18,375)	0	0	(18,375) Reallocation to align budget based on need.
<b>NET DEPARTMENT CHANGES</b>			<b>0.00</b>	<b>(18,375)</b>	<b>0</b>	<b>0</b>	<b>(18,375)</b>
<b>DEPARTMENT CORE REQUEST</b>							
	EE	0.00	20,934,954	0	0	20,934,954	
	<b>Total</b>	<b>0.00</b>	<b>20,934,954</b>	<b>0</b>	<b>0</b>	<b>20,934,954</b>	
<b>GOVERNOR'S RECOMMENDED CORE</b>							
	EE	0.00	20,934,954	0	0	20,934,954	
	<b>Total</b>	<b>0.00</b>	<b>20,934,954</b>	<b>0</b>	<b>0</b>	<b>20,934,954</b>	



**CORE DECISION ITEM**

<b>Department:</b> OA - RATF	<b>Budget Unit:</b> 33995C
<b>Division:</b>	
<b>Core:</b> HB13 Real Estate	<b>HB Section:</b> 13.020

**1. CORE FINANCIAL SUMMARY**

	FY 2021 Budget Request			
	GR	Federal	Other	Total
<b>PS</b>	0	0	0	0
<b>EE</b>	0	0	1,500,000	1,500,000
<b>PSD</b>	0	0	0	0
<b>TRF</b>	0	0	0	0
<b>Total</b>	<b>0</b>	<b>0</b>	<b>1,500,000</b>	<b>1,500,000</b>
<b>FTE</b>	<b>0.00</b>	<b>0.00</b>	<b>0.00</b>	<b>0.00</b>

	FY 2021 Governor's Recommendation			
	GR	Federal	Other	Total
<b>PS</b>	0	0	0	0
<b>EE</b>	0	0	0	0
<b>PSD</b>	0	0	0	0
<b>TRF</b>	0	0	0	0
<b>Total</b>	<b>0</b>	<b>0</b>	<b>0</b>	<b>0</b>
<b>FTE</b>	<b>0.00</b>	<b>0.00</b>	<b>0.00</b>	<b>0.00</b>

<b>Est. Fringe</b>	0	0	0	0
--------------------	---	---	---	---

*Note: Fringes budgeted in House Bill 5 except for certain fringes budgeted directly to MoDOT, Highway Patrol, and Conservation.*

<b>Est. Fringe</b>	0	0	0	0
--------------------	---	---	---	---

*Note: Fringes budgeted in House Bill 5 except for certain fringes budgeted directly to MoDOT, Highway Patrol, and Conservation.*

Other Funds: See Fund Summary.

Other Funds: See Fund Summary.

**2. CORE DESCRIPTION**

The Division of Facilities Management, Design & Construction (FMDC) is responsible for the payment and billings for non-state agencies leasing space within state owned and leased facilities to include utility and janitorial payments. In order to make timely payments for these services, FMDC processes payments through the OA RATF and then bills the appropriate non-state tenant agencies for their share of the costs.

**3. PROGRAM LISTING (list programs included in this core funding)**

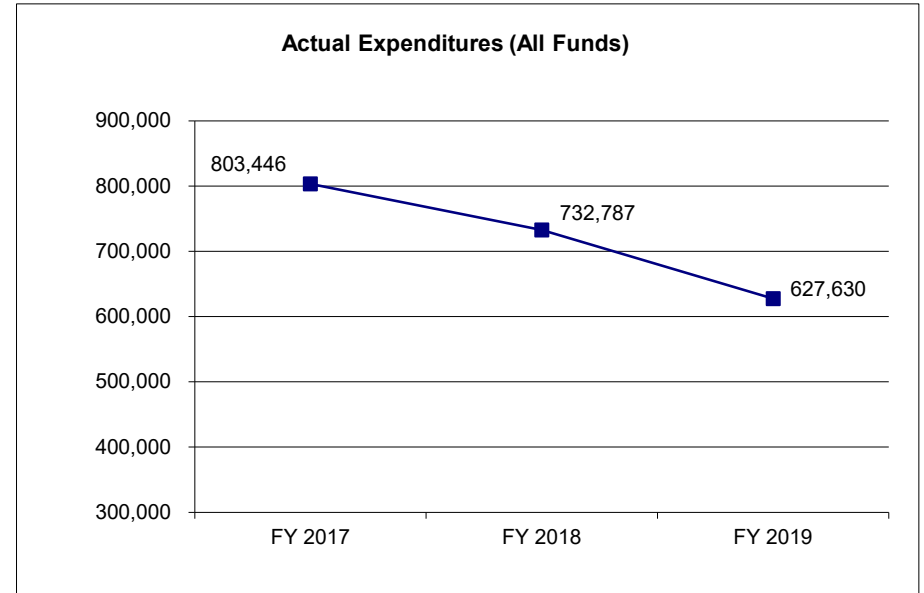
N/A

**CORE DECISION ITEM**

<b>Department:</b> OA - RATF	<b>Budget Unit:</b> 33995C
<b>Division:</b>	
<b>Core:</b> HB13 Real Estate	<b>HB Section:</b> 13.020

**4. FINANCIAL HISTORY**

	<u>FY 2017 Actual</u>	<u>FY 2018 Actual</u>	<u>FY 2019 Actual</u>	<u>FY 2020 Current Yr.</u>
Appropriation (All Funds)	1,500,000	1,500,000	1,500,000	1,500,000
Less Reverted (All Funds)	0	0	0	0
Less Restricted (All Funds)*	0	0	0	0
Budget Authority (All Funds)	1,500,000	1,500,000	1,500,000	1,500,000
Actual Expenditures (All Funds)	803,446	732,787	627,630	N/A
Unexpended (All Funds)	696,554	767,213	872,370	0
Unexpended, by Fund:				
General Revenue	0	0	0	N/A
Federal	0	0	0	N/A
Other	696,554	767,213	872,370	N/A



\*Restricted amount is as of 1/23/19.

Reverted includes the statutory three-percent reserve amount (when applicable).

Restricted includes any Governor's Expenditure Restrictions which remained at the end of the fiscal year (when applicable).

**NOTES:**

None.

**CORE RECONCILIATION DETAIL**

**STATE**

**MULTI-TENANT**

**5. CORE RECONCILIATION DETAIL**

	<b>Budget Class</b>	<b>FTE</b>	<b>GR</b>	<b>Federal</b>	<b>Other</b>	<b>Total</b>	<b>Explanation</b>
<b>TAFP AFTER VETOES</b>							
	EE	0.00	0	0	1,500,000	1,500,000	
	<b>Total</b>	<b>0.00</b>	<b>0</b>	<b>0</b>	<b>1,500,000</b>	<b>1,500,000</b>	
<b>DEPARTMENT CORE REQUEST</b>							
	EE	0.00	0	0	1,500,000	1,500,000	
	<b>Total</b>	<b>0.00</b>	<b>0</b>	<b>0</b>	<b>1,500,000</b>	<b>1,500,000</b>	
<b>GOVERNOR'S RECOMMENDED CORE</b>							
	EE	0.00	0	0	1,500,000	1,500,000	
	<b>Total</b>	<b>0.00</b>	<b>0</b>	<b>0</b>	<b>1,500,000</b>	<b>1,500,000</b>	

**CORE DECISION ITEM**

<b>Department:</b> Public Safety	<b>Budget Unit:</b> 34229C
<b>Division:</b> Adjutant General/Missouri National Guard	
<b>Core:</b> HB13 Real Estate	<b>HB Section:</b> 13.005

**1. CORE FINANCIAL SUMMARY**

	FY21 Budget Request			
	GR	Federal	Other	Total
PS	0	0	0	0
EE	33,848	1,730,506	0	1,764,354
PSD	0	0	0	0
TRF	0	0	0	0
<b>Total</b>	<b>33,848</b>	<b>1,730,506</b>	<b>0</b>	<b>1,764,354</b>

FTE 0.00      0.00      0.00      0.00

<b>Est. Fringe</b>	0	0	0	0
--------------------	---	---	---	---

*Note: Fringes budgeted in House Bill 5 except for certain fringes budgeted directly to MoDOT, Highway Patrol, and Conservation.*

Other Funds: None.

	FY21 Governor Recommends			
	GR	Federal	Other	Total
PS	0	0	0	0
EE	0	0	0	0
PSD	0	0	0	0
TRF	0	0	0	0
<b>Total</b>	<b>0</b>	<b>0</b>	<b>0</b>	<b>0</b>

FTE 0.00      0.00      0.00      0.00

<b>Est. Fringe</b>	0	0	0	0
--------------------	---	---	---	---

*Note: Fringes budgeted in House Bill 5 except for certain fringes budgeted directly to MoDOT, Highway Patrol, and Conservation.*

Other Funds: None.

**2. CORE DESCRIPTION**

The Division of Facilities Management, Design & Construction (FMDC) is responsible for the oversight and management of fourteen (14) lease contracts, totaling over sixty eight thousand (68,000) sq. ft. on behalf of the Missouri Adjutant General.

	FY21 Budget Request			
	GR	Federal	Other	Total
Leasing	\$33,848	\$1,730,506	\$0	\$1,764,354
<b>Total</b>	<b>\$33,848</b>	<b>\$1,730,506</b>	<b>\$0</b>	<b>\$1,764,354</b>

	FY21 Governor Recommends			
	GR	Federal	Other	Total
Leasing			\$0	\$0
<b>Total</b>	<b>\$0</b>	<b>\$0</b>	<b>\$0</b>	<b>\$0</b>

**3. PROGRAM LISTING (list programs included in this core funding)**

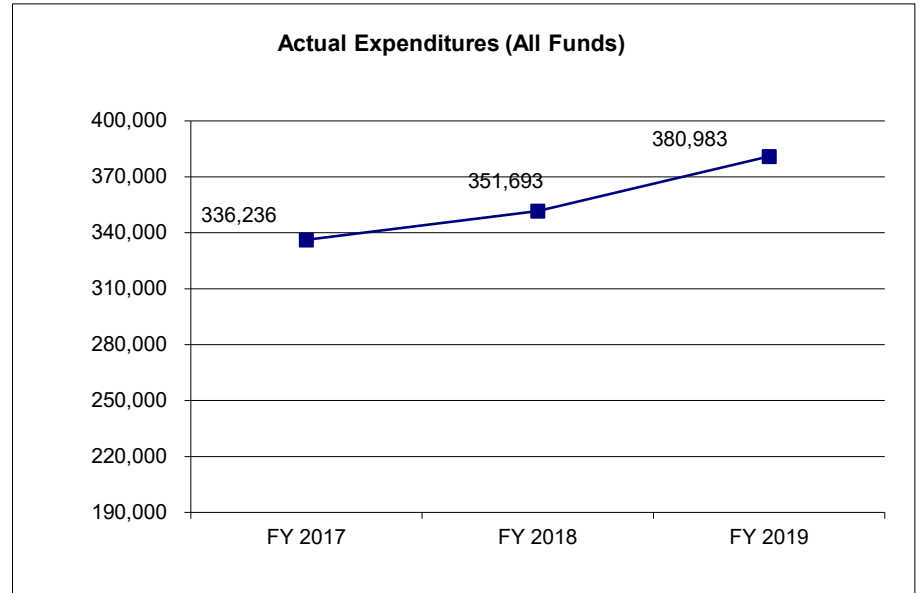
N/A

**CORE DECISION ITEM**

<b>Department:</b> Public Safety	<b>Budget Unit:</b> 34229C
<b>Division:</b> Adjutant General/Missouri National Guard	
<b>Core:</b> HB13 Real Estate	<b>HB Section:</b> 13.005

**4. FINANCIAL HISTORY**

	<b>FY 2017 Actual</b>	<b>FY 2018 Actual</b>	<b>FY 2019 Actual</b>	<b>FY 2020 Current Yr.</b>
Appropriation (All Funds)	1,681,676	1,681,676	1,690,247	1,727,997
Less Reverted (All Funds)	(750)	(750)	(923)	(1,030)
Less Restricted (All Funds)*	0	0	0	0
Budget Authority (All Funds)	1,680,926	1,680,926	1,689,324	1,726,967
Actual Expenditures (All Funds)	336,236	351,693	380,983	N/A
Unexpended (All Funds)	1,344,690	1,329,233	1,308,341	0
Unexpended, by Fund:				
General Revenue	2,224	2,932	(42)	N/A
Federal	1,342,466	1,326,301	1,308,383	N/A
Other	0	0	0	N/A



\*Restricted amount is as of \_\_\_\_\_

Reverted includes the statutory three-percent reserve amount (when applicable).

Restricted includes any Governor's Expenditure Restrictions which remained at the end of the fiscal year (when applicable).

**NOTES:**

<b>Expenditures by HB Section:</b>		<b>FY 2017 Actual</b>	<b>FY 2018 Actual</b>	<b>FY 2019 Actual</b>
13.005	Leasing	336,236	351,693	380,983
13.010	State-Owned	0	0	0
13.015	Institutional	0	0	0
	<b>Total</b>	<b>336,236</b>	<b>351,693</b>	<b>380,983</b>

**CORE RECONCILIATION DETAIL**

**STATE**

**NATIONAL GUARD LEASING**

**5. CORE RECONCILIATION DETAIL**

		<b>Budget Class</b>	<b>FTE</b>	<b>GR</b>	<b>Federal</b>	<b>Other</b>	<b>Total</b>	<b>Explanation</b>
<b>TAFP AFTER VETOES</b>								
		EE	0.00	34,322	1,693,675	0	1,727,997	
		<b>Total</b>	<b>0.00</b>	<b>34,322</b>	<b>1,693,675</b>	<b>0</b>	<b>1,727,997</b>	
<b>DEPARTMENT CORE ADJUSTMENTS</b>								
Core Reallocation	1982 6060	EE	0.00	0	24,420	0	24,420	Reallocation to align budget based on need.
Core Reallocation	1982 8031	EE	0.00	(474)	0	0	(474)	Reallocation to align budget based on need.
Core Reallocation	1982 3195	EE	0.00	0	12,411	0	12,411	Reallocation to align budget based on need.
		<b>NET DEPARTMENT CHANGES</b>	<b>0.00</b>	<b>(474)</b>	<b>36,831</b>	<b>0</b>	<b>36,357</b>	
<b>DEPARTMENT CORE REQUEST</b>								
		EE	0.00	33,848	1,730,506	0	1,764,354	
		<b>Total</b>	<b>0.00</b>	<b>33,848</b>	<b>1,730,506</b>	<b>0</b>	<b>1,764,354</b>	
<b>GOVERNOR'S RECOMMENDED CORE</b>								
		EE	0.00	33,848	1,730,506	0	1,764,354	
		<b>Total</b>	<b>0.00</b>	<b>33,848</b>	<b>1,730,506</b>	<b>0</b>	<b>1,764,354</b>	

**CORE DECISION ITEM**

<b>Department:</b> Natural Resources	<b>Budget Unit:</b> 34088C & 34089C
<b>Division:</b>	
<b>Core:</b> HB13 Real Estate	<b>HB Section:</b> 13.005 & 13.010

**1. CORE FINANCIAL SUMMARY**

	FY21 Governor Recommends			
	GR	Federal	Other	Total
<b>PS</b>	0	0	0	0
<b>EE</b>	769,760	635,949	1,691,617	3,097,326
<b>PSD</b>	0	0	0	0
<b>TRF</b>	0	0	0	0
<b>Total</b>	<b>769,760</b>	<b>635,949</b>	<b>1,691,617</b>	<b>3,097,326</b>
<b>FTE</b>	<b>0.00</b>	<b>0.00</b>	<b>0.00</b>	<b>0.00</b>

<b>Est. Fringe</b>	0	0	0	0
--------------------	---	---	---	---

*Note: Fringes budgeted in House Bill 5 except for certain fringes budgeted directly to MoDOT, Highway Patrol, and Conservation.*

Other Funds: See Fund Summary.

	FY21 Governor Recommends			
	GR	Federal	Other	Total
<b>PS</b>	0	0	0	0
<b>EE</b>	0	0	0	0
<b>PSD</b>	0	0	0	0
<b>TRF</b>	0	0	0	0
<b>Total</b>	<b>0</b>	<b>0</b>	<b>0</b>	<b>0</b>
<b>FTE</b>	<b>0.00</b>	<b>0.00</b>	<b>0.00</b>	<b>0.00</b>

<b>Est. Fringe</b>	0	0	0	0
--------------------	---	---	---	---

*Note: Fringes budgeted in House Bill 5 except for certain fringes budgeted directly to MoDOT, Highway Patrol, and Conservation.*

Other Funds: See Fund Summary.

**2. CORE DESCRIPTION**

The Division of Facilities Management, Design & Construction (FMDC) is responsible for the oversight and management of approximately twenty three (23) lease contracts, totaling approximately one hundred and forty one thousand (141,000) sq. ft. and approximately one hundred and fifty eight thousand (158,000) sq. ft. of state-owned space on behalf of the Department of Natural Resources.

	FY21 Governor Recommends			
	GR	Federal	Other	Total
Leasing	\$428,001	\$379,423	\$1,141,132	\$1,948,556
State-Owned	\$341,759	\$256,526	\$550,485	\$1,148,770
<b>Total</b>	<b>\$769,760</b>	<b>\$635,949</b>	<b>\$1,691,617</b>	<b>\$3,097,326</b>

	FY21 Governor Recommends			
	GR	Federal	Other	Total
Leasing				\$0
State-Owned				\$0
<b>Total</b>	<b>\$0</b>	<b>\$0</b>	<b>\$0</b>	<b>\$0</b>

**3. PROGRAM LISTING (list programs included in this core funding)**

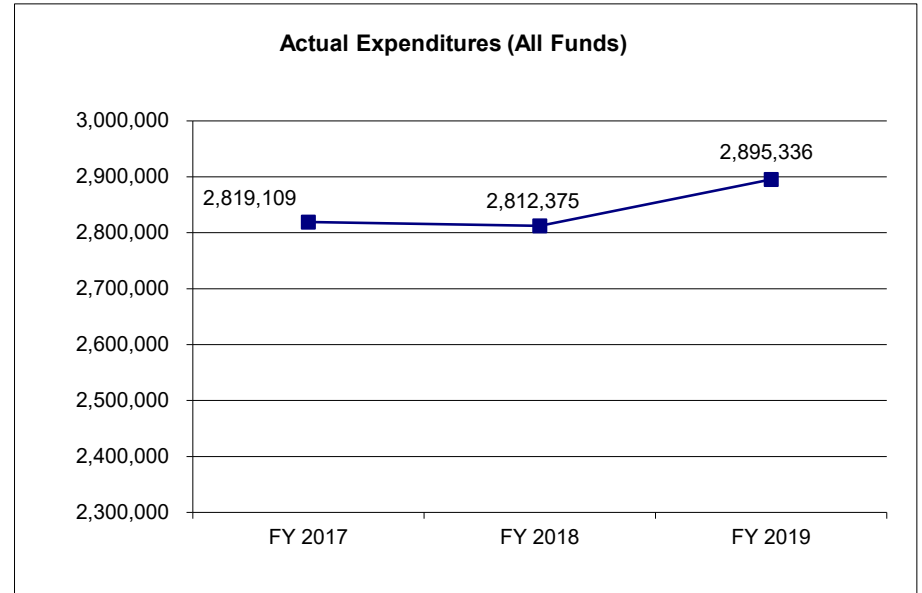
N/A

**CORE DECISION ITEM**

<b>Department:</b> Natural Resources	<b>Budget Unit:</b> 34088C & 34089C
<b>Division:</b>	
<b>Core:</b> HB13 Real Estate	<b>HB Section:</b> 13.005 & 13.010

**4. FINANCIAL HISTORY**

	<b>FY 2017 Actual</b>	<b>FY 2018 Actual</b>	<b>FY 2019 Actual</b>	<b>FY 2020 Current Yr.</b>
Appropriation (All Funds)	2,946,592	2,826,063	2,909,239	3,067,225
Less Reverted (All Funds)	(21,757)	0	(21,112)	(21,752)
Less Restricted (All Funds)*	0	0	0	0
Budget Authority (All Funds)	2,924,835	2,826,063	2,888,127	3,045,473
Actual Expenditures (All Funds)	2,819,109	2,812,375	2,895,336	N/A
Unexpended (All Funds)	105,726	13,688	(7,209)	0
Unexpended, by Fund:				
General Revenue	11,873	4,800	(15,035)	N/A
Federal	10,373	676	758	N/A
Other	83,480	8,212	7,068	N/A



\*Restricted amount is as of \_\_\_\_\_.

Reverted includes the statutory three-percent reserve amount (when applicable).

Restricted includes any Governor's Expenditure Restrictions which remained at the end of the fiscal year (when applicable).

**NOTES:**

<b>Expenditures by HB Section:</b>		<b>FY 2017 Actual</b>	<b>FY 2018 Actual</b>	<b>FY 2019 Actual</b>
13.005	Leasing	1,740,070	1,758,323	1,826,056
13.010	State-Owned	1,079,039	1,054,052	1,069,280
13.015	Institutional	0	0	0
	<b>Total</b>	<b>2,819,109</b>	<b>2,812,375</b>	<b>2,895,336</b>



**CORE RECONCILIATION DETAIL**

**STATE**

**NATURAL RESOURCES LEASING**

**5. CORE RECONCILIATION DETAIL**

				<b>Budget Class</b>	<b>FTE</b>	<b>GR</b>	<b>Federal</b>	<b>Other</b>	<b>Total</b>	<b>Explanation</b>
<b>TAFP AFTER VETOES</b>										
				EE	0.00	424,989	358,459	1,110,121	1,893,569	
				<b>Total</b>	<b>0.00</b>	<b>424,989</b>	<b>358,459</b>	<b>1,110,121</b>	<b>1,893,569</b>	
<b>DEPARTMENT CORE ADJUSTMENTS</b>										
Core Reallocation	1951	4305	EE	0.00	3,012	0	0	3,012	3,012	Reallocation to align budget based on need.
Core Reallocation	1951	4306	EE	0.00	0	20,964	0	20,964	20,964	Reallocation to align budget based on need.
Core Reallocation	1951	4307	EE	0.00	0	0	1,512	1,512	1,512	Reallocation to align budget based on need.
Core Reallocation	1951	4308	EE	0.00	0	0	1,098	1,098	1,098	Reallocation to align budget based on need.
Core Reallocation	1951	4309	EE	0.00	0	0	(2,362)	(2,362)	(2,362)	Reallocation to align budget based on need.
Core Reallocation	1951	4310	EE	0.00	0	0	15,255	15,255	15,255	Reallocation to align budget based on need.
Core Reallocation	1951	4312	EE	0.00	0	0	(4,870)	(4,870)	(4,870)	Reallocation to align budget based on need.
Core Reallocation	1951	4313	EE	0.00	0	0	2,297	2,297	2,297	Reallocation to align budget based on need.
Core Reallocation	1951	4314	EE	0.00	0	0	16	16	16	Reallocation to align budget based on need.
Core Reallocation	1951	4315	EE	0.00	0	0	(20,992)	(20,992)	(20,992)	Reallocation to align budget based on need.
Core Reallocation	1951	4316	EE	0.00	0	0	17,617	17,617	17,617	Reallocation to align budget based on need.

**CORE RECONCILIATION DETAIL**

**STATE**

**NATURAL RESOURCES LEASING**

**5. CORE RECONCILIATION DETAIL**

			Budget Class	FTE	GR	Federal	Other	Total	Explanation
<b>DEPARTMENT CORE ADJUSTMENTS</b>									
Core Reallocation	1951	4321	EE	0.00	0	0	(4,624)	(4,624)	Reallocation to align budget based on need.
Core Reallocation	1951	4322	EE	0.00	0	0	2,669	2,669	Reallocation to align budget based on need.
Core Reallocation	1951	5730	EE	0.00	0	0	(6,609)	(6,609)	Reallocation to align budget based on need.
Core Reallocation	1951	6802	EE	0.00	0	0	24,160	24,160	Reallocation to align budget based on need.
Core Reallocation	1951	6803	EE	0.00	0	0	(3,992)	(3,992)	Reallocation to align budget based on need.
Core Reallocation	1951	2929	EE	0.00	0	0	9,836	9,836	Reallocation to align budget based on need.
<b>NET DEPARTMENT CHANGES</b>				<b>0.00</b>	<b>3,012</b>	<b>20,964</b>	<b>31,011</b>	<b>54,987</b>	
<b>DEPARTMENT CORE REQUEST</b>									
			EE	0.00	428,001	379,423	1,141,132	1,948,556	
			<b>Total</b>	<b>0.00</b>	<b>428,001</b>	<b>379,423</b>	<b>1,141,132</b>	<b>1,948,556</b>	
<b>GOVERNOR'S RECOMMENDED CORE</b>									
			EE	0.00	428,001	379,423	1,141,132	1,948,556	
			<b>Total</b>	<b>0.00</b>	<b>428,001</b>	<b>379,423</b>	<b>1,141,132</b>	<b>1,948,556</b>	

**CORE RECONCILIATION DETAIL**

**STATE**

**DNR STATE OWNED**

**5. CORE RECONCILIATION DETAIL**

			<b>Budget Class</b>	<b>FTE</b>	<b>GR</b>	<b>Federal</b>	<b>Other</b>	<b>Total</b>	<b>Explanation</b>
<b>TAFP AFTER VETOES</b>									
			EE	0.00	300,066	262,999	610,591	1,173,656	
			<b>Total</b>	<b>0.00</b>	<b>300,066</b>	<b>262,999</b>	<b>610,591</b>	<b>1,173,656</b>	
<b>DEPARTMENT CORE ADJUSTMENTS</b>									
Core Reallocation	2007	2975	EE	0.00	0	0	(6,328)	(6,328)	Reallocation to align budget based on need.
Core Reallocation	2007	2976	EE	0.00	0	0	(172)	(172)	Reallocation to align budget based on need.
Core Reallocation	2007	2982	EE	0.00	0	0	(36,625)	(36,625)	Reallocation to align budget based on need.
Core Reallocation	2007	2983	EE	0.00	0	0	(205)	(205)	Reallocation to align budget based on need.
Core Reallocation	2007	2986	EE	0.00	0	0	5,313	5,313	Reallocation to align budget based on need.
Core Reallocation	2007	2987	EE	0.00	0	0	(107)	(107)	Reallocation to align budget based on need.
Core Reallocation	2007	2988	EE	0.00	0	0	237	237	Reallocation to align budget based on need.
Core Reallocation	2007	3013	EE	0.00	0	0	5,017	5,017	Reallocation to align budget based on need.
Core Reallocation	2007	3015	EE	0.00	0	0	(2,199)	(2,199)	Reallocation to align budget based on need.
Core Reallocation	2007	3016	EE	0.00	0	0	953	953	Reallocation to align budget based on need.
Core Reallocation	2007	3020	EE	0.00	0	0	4,197	4,197	Reallocation to align budget based on need.

**CORE RECONCILIATION DETAIL**

**STATE**

**DNR STATE OWNED**

**5. CORE RECONCILIATION DETAIL**

		Budget Class	FTE	GR	Federal	Other	Total	Explanation
<b>DEPARTMENT CORE ADJUSTMENTS</b>								
Core Reallocation	2007 3024	EE	0.00	0	0	(1,870)	(1,870)	Reallocation to align budget based on need.
Core Reallocation	2007 5623	EE	0.00	0	(44,743)	0	(44,743)	Reallocation to align budget based on need.
Core Reallocation	2007 5624	EE	0.00	0	0	1,770	1,770	Reallocation to align budget based on need.
Core Reallocation	2007 6065	EE	0.00	0	0	3,026	3,026	Reallocation to align budget based on need.
Core Reallocation	2007 7688	EE	0.00	41,693	0	0	41,693	Reallocation to align budget based on need.
Core Reallocation	2007 7689	EE	0.00	0	38,270	0	38,270	Reallocation to align budget based on need.
Core Reallocation	2007 7690	EE	0.00	0	0	(20,985)	(20,985)	Reallocation to align budget based on need.
Core Reallocation	2007 2974	EE	0.00	0	0	(12,128)	(12,128)	Reallocation to align budget based on need.
<b>NET DEPARTMENT CHANGES</b>			<b>0.00</b>	<b>41,693</b>	<b>(6,473)</b>	<b>(60,106)</b>	<b>(24,886)</b>	
<b>DEPARTMENT CORE REQUEST</b>								
		EE	0.00	341,759	256,526	550,485	1,148,770	
		<b>Total</b>	<b>0.00</b>	<b>341,759</b>	<b>256,526</b>	<b>550,485</b>	<b>1,148,770</b>	
<b>GOVERNOR'S RECOMMENDED CORE</b>								
		EE	0.00	341,759	256,526	550,485	1,148,770	
		<b>Total</b>	<b>0.00</b>	<b>341,759</b>	<b>256,526</b>	<b>550,485</b>	<b>1,148,770</b>	

**CORE DECISION ITEM**

<b>Department:</b> Office of Administration	<b>Budget Unit:</b> 33925C & 33926C
<b>Division:</b>	
<b>Core:</b> HB13 Real Estate	<b>HB Section:</b> 13.005 & 13.010

**1. CORE FINANCIAL SUMMARY**

	FY21 Budget Request			
	GR	Federal	Other	Total
PS	0	0	0	0
EE	4,124,836	0	883,688	5,008,524
PSD	0	0	0	0
TRF	0	0	0	0
<b>Total</b>	<b>4,124,836</b>	<b>0</b>	<b>883,688</b>	<b>5,008,524</b>
FTE	0.00	0.00	0.00	0.00

	FY21 Governor Recommends			
	GR	Federal	Other	Total
PS	0	0	0	0
EE	0	0	0	0
PSD	0	0	0	0
TRF	0	0	0	0
<b>Total</b>	<b>0</b>	<b>0</b>	<b>0</b>	<b>0</b>
FTE	0.00	0.00	0.00	0.00

<b>Est. Fringe</b>	0	0	0	0
--------------------	---	---	---	---

*Note: Fringes budgeted in House Bill 5 except for certain fringes budgeted directly to MoDOT, Highway Patrol, and Conservation.*

<b>Est. Fringe</b>	0	0	0	0
--------------------	---	---	---	---

*Note: Fringes budgeted in House Bill 5 except for certain fringes budgeted directly to MoDOT, Highway Patrol, and Conservation.*

Other Funds: See Fund Summary.

Other Funds: See Fund Summary.

**2. CORE DESCRIPTION**

The Division of Facilities Management, Design & Construction (FMDC) is responsible for the oversight and management of approximately twenty three (23) lease contracts, totaling over one hundred and sixteen thousand (116,000) sq. ft. and four hundred and ninety seven thousand (497,000) sq. ft. of state-owned space on behalf of the Office of Administration.

	FY21 Budget Request			
	GR	Federal	Other	Total
Leasing	\$525,165	\$0	\$459,993	\$985,158
State-Owned	\$3,599,671	\$0	\$423,695	\$4,023,366
<b>Total</b>	<b>\$4,124,836</b>	<b>\$0</b>	<b>\$883,688</b>	<b>\$5,008,524</b>

	FY21 Governor Recommends			
	GR	Federal	Other	Total
Leasing		\$0		\$0
State-Owned		\$0		\$0
<b>Total</b>	<b>\$0</b>	<b>\$0</b>	<b>\$0</b>	<b>\$0</b>

**3. PROGRAM LISTING (list programs included in this core funding)**

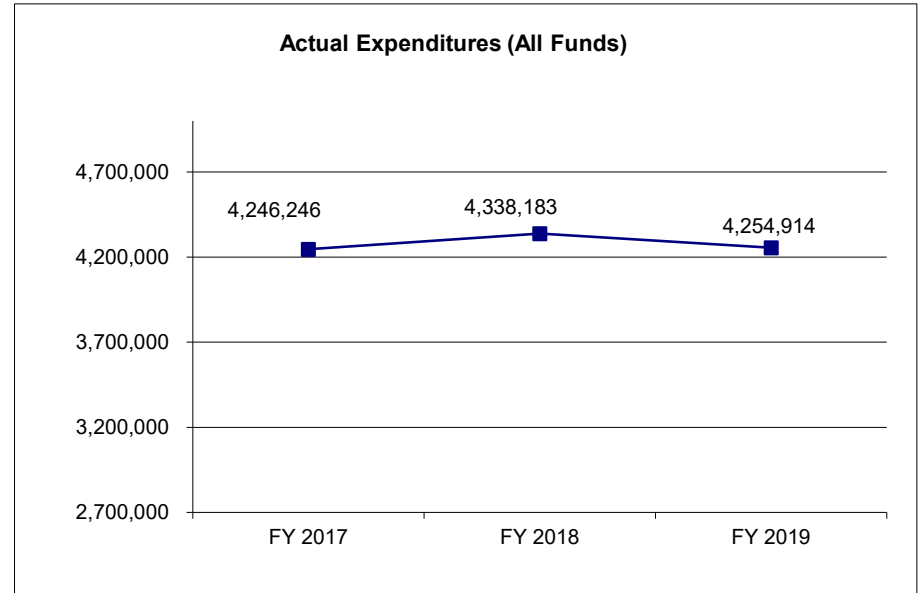
N/A

**CORE DECISION ITEM**

<b>Department:</b> Office of Administration	<b>Budget Unit:</b> 33925C & 33926C
<b>Division:</b>	
<b>Core:</b> HB13 Real Estate	<b>HB Section:</b> 13.005 & 13.010

**4. FINANCIAL HISTORY**

	FY 2017 Actual	FY 2018 Actual	FY 2019 Actual	FY 2019 Current Yr.
Appropriation (All Funds)	4,827,601	4,433,488	4,383,776	
Less Reverted (All Funds)	(113,633)	(45,867)	(103,867)	
Less Restricted (All Funds)*	0	0	0	0
Budget Authority (All Funds)	4,713,968	4,387,621	4,279,909	0
Actual Expenditures (All Funds)	4,246,246	4,338,183	4,254,914	N/A
Unexpended (All Funds)	467,722	49,438	24,995	0
Unexpended, by Fund:				
General Revenue	311,158	(82,651)	7,596	N/A
Federal	0	0	0	N/A
Other	156,564	132,089	17,399	N/A



\*Restricted amount is as of \_\_\_\_\_.

Reverted includes the statutory three-percent reserve amount (when applicable).

Restricted includes any Governor's Expenditure Restrictions which remained at the end of the fiscal year (when applicable).

**NOTES:**

Expenditures by HB Section:		FY 2017 Actual	FY 2018 Actual	FY 2019 Actual
13.005	Leasing	924,671	933,304	875,811
13.010	State-Owned	3,321,575	3,404,879	3,379,103
13.015	Institutional	0	0	0
	<b>Total</b>	4,246,246	4,338,183	4,254,914

**CORE RECONCILIATION DETAIL**

**STATE**

**OA LEASING**

**5. CORE RECONCILIATION DETAIL**

		<b>Budget Class</b>	<b>FTE</b>	<b>GR</b>	<b>Federal</b>	<b>Other</b>	<b>Total</b>	<b>Explanation</b>
<b>TAFP AFTER VETOES</b>								
		EE	0.00	493,097	0	376,996	870,093	
		<b>Total</b>	<b>0.00</b>	<b>493,097</b>	<b>0</b>	<b>376,996</b>	<b>870,093</b>	
<b>DEPARTMENT CORE ADJUSTMENTS</b>								
Core Reallocation	1983 1066	EE	0.00	0	0	86,126	86,126	Reallocation to align budget based on need.
Core Reallocation	1983 1067	EE	0.00	0	0	(3,129)	(3,129)	Reallocation to align budget based on need.
Core Reallocation	1983 1059	EE	0.00	32,068	0	0	32,068	Reallocation to align budget based on need.
		<b>NET DEPARTMENT CHANGES</b>	<b>0.00</b>	<b>32,068</b>	<b>0</b>	<b>82,997</b>	<b>115,065</b>	
<b>DEPARTMENT CORE REQUEST</b>								
		EE	0.00	525,165	0	459,993	985,158	
		<b>Total</b>	<b>0.00</b>	<b>525,165</b>	<b>0</b>	<b>459,993</b>	<b>985,158</b>	
<b>GOVERNOR'S RECOMMENDED CORE</b>								
		EE	0.00	525,165	0	459,993	985,158	
		<b>Total</b>	<b>0.00</b>	<b>525,165</b>	<b>0</b>	<b>459,993</b>	<b>985,158</b>	

**CORE RECONCILIATION DETAIL**

**STATE**

**OA STATE OWNED**

**5. CORE RECONCILIATION DETAIL**

		<b>Budget Class</b>	<b>FTE</b>	<b>GR</b>	<b>Federal</b>	<b>Other</b>	<b>Total</b>	<b>Explanation</b>
<b>TAFP AFTER VETOES</b>								
		EE	0.00	3,079,809	0	564,839	3,644,648	
		<b>Total</b>	<b>0.00</b>	<b>3,079,809</b>	<b>0</b>	<b>564,839</b>	<b>3,644,648</b>	
<b>DEPARTMENT CORE ADJUSTMENTS</b>								
Core Reallocation	2022 7674	EE	0.00	0	0	(152,122)	(152,122)	Reallocation to align budget based on need.
Core Reallocation	2022 7675	EE	0.00	0	0	10,978	10,978	Reallocation to align budget based on need.
Core Reallocation	2022 7670	EE	0.00	519,862	0	0	519,862	Reallocation to align budget based on need.
		<b>NET DEPARTMENT CHANGES</b>	<b>0.00</b>	<b>519,862</b>	<b>0</b>	<b>(141,144)</b>	<b>378,718</b>	
<b>DEPARTMENT CORE REQUEST</b>								
		EE	0.00	3,599,671	0	423,695	4,023,366	
		<b>Total</b>	<b>0.00</b>	<b>3,599,671</b>	<b>0</b>	<b>423,695</b>	<b>4,023,366</b>	
<b>GOVERNOR'S RECOMMENDED CORE</b>								
		EE	0.00	3,599,671	0	423,695	4,023,366	
		<b>Total</b>	<b>0.00</b>	<b>3,599,671</b>	<b>0</b>	<b>423,695</b>	<b>4,023,366</b>	



**CORE DECISION ITEM**

<b>Department:</b> Public Safety	<b>Budget Unit:</b> 34221C, 34222C & 34227C
<b>Division:</b>	
<b>Core:</b> HB13 Real Estate	<b>HB Section:</b> 13.005, 13.010 & 13.015

**1. CORE FINANCIAL SUMMARY**

	FY21 Budget Request			
	GR	Federal	Other	Total
PS	0	0	0	0
EE	258,719	7,711	563,555	829,985
PSD	0	0	0	0
TRF	0	0	0	0
<b>Total</b>	<b>258,719</b>	<b>7,711</b>	<b>563,555</b>	<b>829,985</b>

FTE 0.00 0.00 0.00 0.00

<b>Est. Fringe</b>	0	0	0	0
--------------------	---	---	---	---

*Note: Fringes budgeted in House Bill 5 except for certain fringes budgeted directly to MoDOT, Highway Patrol, and Conservation.*

Other Funds: See Fund Summary.

	FY21 Governor Recommends			
	GR	Federal	Other	Total
PS	0	0	0	0
EE	0	0	0	0
PSD	0	0	0	0
TRF	0	0	0	0
<b>Total</b>	<b>0</b>	<b>0</b>	<b>0</b>	<b>0</b>

FTE 0.00 0.00 0.00 0.00

<b>Est. Fringe</b>	0	0	0	0
--------------------	---	---	---	---

*Note: Fringes budgeted in House Bill 5 except for certain fringes budgeted directly to MoDOT, Highway Patrol, and Conservation.*

Other Funds: See Fund Summary.

**2. CORE DESCRIPTION**

The Division of Facilities Management, Design & Construction (FMDC) is responsible for the oversight and management of approximately twenty nine (29) lease contracts, totaling approximately thirty one thousand (31,000) sq. ft., approximately seventy two thousand (72,000) sq. ft. of state-owned space on behalf of the Department of Public Safety's Office of the Director, Veteran's Commission, Liquor Control, Capitol Police, and Fire Marshall. Spending authority to support institutional real property is transferred to the Department of Public Safety in the FY20 Department Request budget.

	FY21 Budget Request			
	GR	Federal	Other	Total
Leasing	\$0	\$7,711	\$342,153	\$349,864
State-Owned	\$258,719	\$0	\$221,402	\$480,121
<b>Total</b>	<b>\$258,719</b>	<b>\$7,711</b>	<b>\$563,555</b>	<b>\$829,985</b>

	FY21 Governor Recommends			
	GR	Federal	Other	Total
Leasing				
State-Owned				
<b>Total</b>	<b>\$0</b>	<b>\$0</b>	<b>\$0</b>	<b>\$0</b>

**3. PROGRAM LISTING (list programs included in this core funding)**

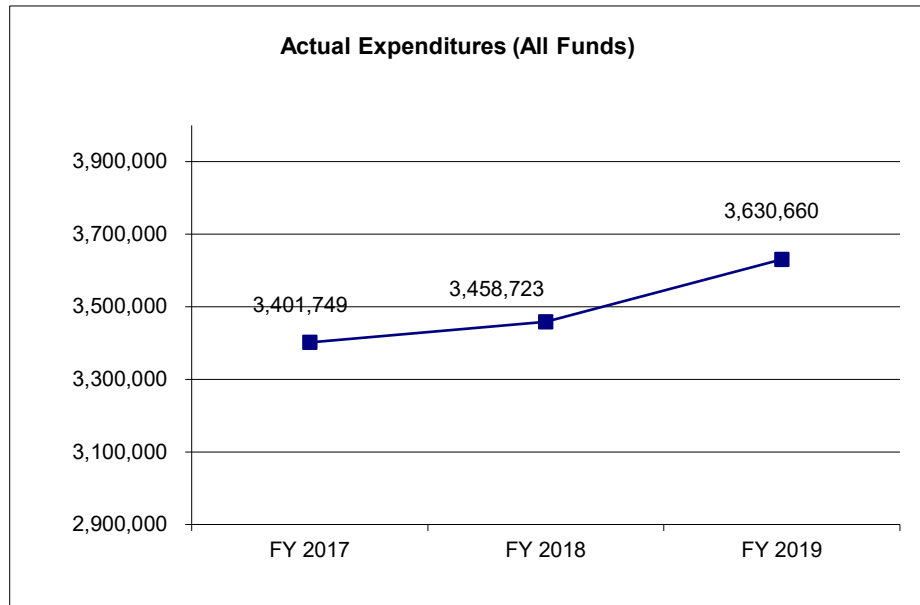
N/A

**CORE DECISION ITEM**

<b>Department:</b> Public Safety	<b>Budget Unit:</b> 34221C, 34222C & 34227C
<b>Division:</b>	
<b>Core:</b> HB13 Real Estate	<b>HB Section:</b> 13.005, 13.010 & 13.015

**4. FINANCIAL HISTORY**

	FY 2017 Actual	FY 2018 Actual	FY 2019 Actual	FY 2020 Current Yr.
Appropriation (All Funds)	3,453,282	3,580,216	3,666,471	890,853
Less Reverted (All Funds)	(6,896)	0	(7,178)	(7,223)
Less Restricted (All Funds)*	0	0	0	0
Budget Authority (All Funds)	3,446,386	3,580,216	3,659,293	883,630
Actual Expenditures (All Funds)	3,401,749	3,458,723	3,630,660	N/A
Unexpended (All Funds)	44,637	121,493	28,633	0
Unexpended, by Fund:				
General Revenue	0	0	(23,866)	N/A
Federal	6,793	8,839	19,846	N/A
Other	37,844	112,654	32,653	N/A



\*Restricted amount is as of 1/23/19.

Reverted includes the statutory three-percent reserve amount (when applicable).

Restricted includes any Governor's Expenditure Restrictions which remained at the end of the fiscal year (when applicable).

**NOTES:**

Expenditures by HB Section:		FY 2017 Actual	FY 2018 Actual	FY 2019 Actual
13.005	Leasing	269,376	303,172	307,414
13.010	State-Owned	346,362	369,540	425,798
13.015	Institutional	2,786,011	2,786,011	2,897,448
	<b>Total</b>	<b>3,401,749</b>	<b>3,458,723</b>	<b>3,630,660</b>

**CORE RECONCILIATION DETAIL**

**STATE**

**PUBLIC SAFETY LEASING**

**5. CORE RECONCILIATION DETAIL**

		<b>Budget Class</b>	<b>FTE</b>	<b>GR</b>	<b>Federal</b>	<b>Other</b>	<b>Total</b>	<b>Explanation</b>
<b>TAFP AFTER VETOES</b>								
		EE	0.00	0	22,992	380,922	403,914	
		<b>Total</b>	<b>0.00</b>	<b>0</b>	<b>22,992</b>	<b>380,922</b>	<b>403,914</b>	
<b>DEPARTMENT CORE ADJUSTMENTS</b>								
Core Reallocation	1977 4215	EE	0.00	0	(15,571)	0	(15,571)	Reallocation to align budget based on need.
Core Reallocation	1977 7470	EE	0.00	0	290	0	290	Reallocation to align budget based on need.
Core Reallocation	1977 8315	EE	0.00	0	0	1,196	1,196	Reallocation to align budget based on need.
Core Reallocation	1977 1272	EE	0.00	0	0	(39,965)	(39,965)	Reallocation to align budget based on need.
		<b>NET DEPARTMENT CHANGES</b>	<b>0.00</b>	<b>0</b>	<b>(15,281)</b>	<b>(38,769)</b>	<b>(54,050)</b>	
<b>DEPARTMENT CORE REQUEST</b>								
		EE	0.00	0	7,711	342,153	349,864	
		<b>Total</b>	<b>0.00</b>	<b>0</b>	<b>7,711</b>	<b>342,153</b>	<b>349,864</b>	
<b>GOVERNOR'S RECOMMENDED CORE</b>								
		EE	0.00	0	7,711	342,153	349,864	
		<b>Total</b>	<b>0.00</b>	<b>0</b>	<b>7,711</b>	<b>342,153</b>	<b>349,864</b>	

**CORE RECONCILIATION DETAIL**

**STATE**  
**PUBLIC SAFETY STATE OWNED**

**5. CORE RECONCILIATION DETAIL**

		<b>Budget Class</b>	<b>FTE</b>	<b>GR</b>	<b>Federal</b>	<b>Other</b>	<b>Total</b>	<b>Explanation</b>
<b>TAFP AFTER VETOES</b>								
		EE	0.00	240,750	17,348	228,841	486,939	
		<b>Total</b>	<b>0.00</b>	<b>240,750</b>	<b>17,348</b>	<b>228,841</b>	<b>486,939</b>	
<b>DEPARTMENT CORE ADJUSTMENTS</b>								
Core Reallocation	2023 7728	EE	0.00	17,969	0	0	17,969	Reallocation to align budget based on need.
Core Reallocation	2023 8316	EE	0.00	0	0	(52,024)	(52,024)	Reallocation to align budget based on need.
Core Reallocation	2023 9239	EE	0.00	0	(17,348)	0	(17,348)	Reallocation to align budget based on need.
Core Reallocation	2023 4447	EE	0.00	0	0	44,585	44,585	Reallocation to align budget based on need.
<b>NET DEPARTMENT CHANGES</b>			<b>0.00</b>	<b>17,969</b>	<b>(17,348)</b>	<b>(7,439)</b>	<b>(6,818)</b>	
<b>DEPARTMENT CORE REQUEST</b>								
		EE	0.00	258,719	0	221,402	480,121	
		<b>Total</b>	<b>0.00</b>	<b>258,719</b>	<b>0</b>	<b>221,402</b>	<b>480,121</b>	
<b>GOVERNOR'S RECOMMENDED CORE</b>								
		EE	0.00	258,719	0	221,402	480,121	
		<b>Total</b>	<b>0.00</b>	<b>258,719</b>	<b>0</b>	<b>221,402</b>	<b>480,121</b>	

**CORE DECISION ITEM**

<b>Department:</b> Revenue & Tax Commission	<b>Budget Unit:</b> 33850C & 33851C
<b>Division:</b>	
<b>Core:</b> HB13 Real Estate	<b>HB Section:</b> 13.005 & 13.010

**1. CORE FINANCIAL SUMMARY**

	FY21 Budget Request			
	GR	Federal	Other	Total
PS	0	0	0	0
EE	2,318,395	0	0	2,318,395
PSD	0	0	0	0
TRF	0	0	0	0
<b>Total</b>	<b>2,318,395</b>	<b>0</b>	<b>0</b>	<b>2,318,395</b>
<b>FTE</b>	<b>0.00</b>	<b>0.00</b>	<b>0.00</b>	<b>0.00</b>

	FY21 Governor Recommends			
	GR	Federal	Other	Total
PS	0	0	0	0
EE	0	0	0	0
PSD	0	0	0	0
TRF	0	0	0	0
<b>Total</b>	<b>0</b>	<b>0</b>	<b>0</b>	<b>0</b>
<b>FTE</b>	<b>0.00</b>	<b>0.00</b>	<b>0.00</b>	<b>0.00</b>

<b>Est. Fringe</b>	0	0	0	0
--------------------	---	---	---	---

*Note: Fringes budgeted in House Bill 5 except for certain fringes budgeted directly to MoDOT, Highway Patrol, and Conservation.*

<b>Est. Fringe</b>	0	0	0	0
--------------------	---	---	---	---

*Note: Fringes budgeted in House Bill 5 except for certain fringes budgeted directly to MoDOT, Highway Patrol, and Conservation.*

Other Funds: None.

Other Funds: None.

**2. CORE DESCRIPTION**

The Division of Facilities Management, Design & Construction (FMDC) is responsible for the oversight and management of approximately twelve (12) lease contracts, totaling over twenty thousand (20,000) sq. ft. and approximately two hundred and seventy seven thousand (277,000) sq. ft. of state-owned space on behalf of the Department of Revenue & Tax Commission.

	FY21 Budget Request			
	GR	Federal	Other	Total
Leasing	\$455,727	\$0	\$0	\$455,727
State-Owned	\$1,862,668	\$0	\$0	\$1,862,668
<b>Total</b>	<b>\$2,318,395</b>	<b>\$0</b>	<b>\$0</b>	<b>\$2,318,395</b>

	FY21 Governor Recommends			
	GR	Federal	Other	Total
Leasing		\$0	\$0	\$0
State-Owned		\$0	\$0	\$0
<b>Total</b>	<b>\$0</b>	<b>\$0</b>	<b>\$0</b>	<b>\$0</b>

**3. PROGRAM LISTING (list programs included in this core funding)**

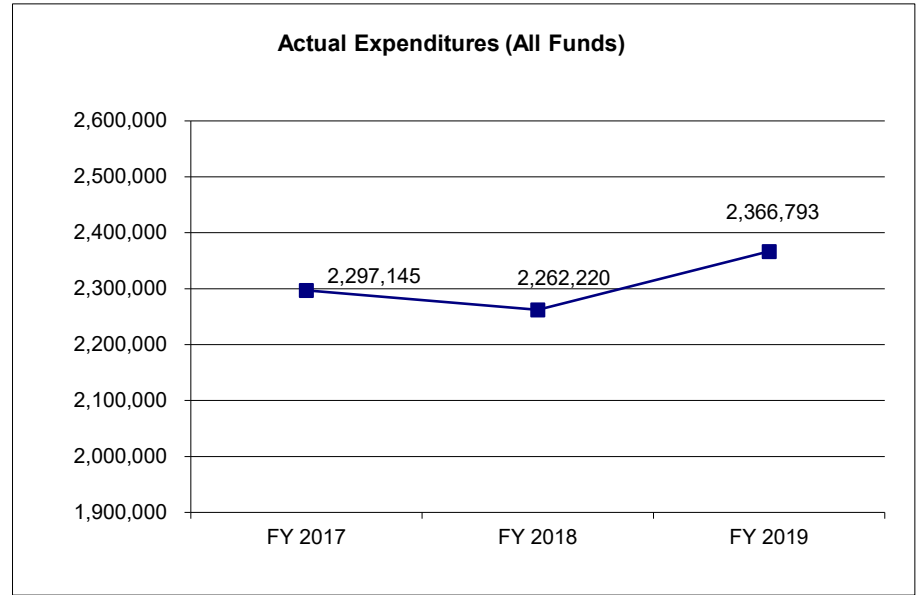
N/A

**CORE DECISION ITEM**

<b>Department:</b> Revenue & Tax Commission	<b>Budget Unit:</b> 33850C & 33851C
<b>Division:</b>	
<b>Core:</b> HB13 Real Estate	<b>HB Section:</b> 13.005 & 13.010

**4. FINANCIAL HISTORY**

	<b>FY 2017 Actual</b>	<b>FY 2018 Actual</b>	<b>FY 2019 Actual</b>	<b>FY 2020 Current Yr.</b>
Appropriation (All Funds)	2,472,793	2,442,284	2,449,064	2,339,507
Less Reverted (All Funds)	(74,184)	(88,859)	(73,472)	(70,185)
Less Restricted (All Funds)*	0	0	0	0
Budget Authority (All Funds)	2,398,609	2,353,425	2,375,592	2,269,322
Actual Expenditures (All Funds)	2,297,145	2,262,220	2,366,793	N/A
Unexpended (All Funds)	101,464	91,205	8,799	0
Unexpended, by Fund:				
General Revenue	101,464	91,205	8,799	N/A
Federal	0	0	0	N/A
Other	0	0	0	N/A



\*Restricted amount is as of 1/23/19.

Reverted includes the statutory three-percent reserve amount (when applicable).

Restricted includes any Governor's Expenditure Restrictions which remained at the end of the fiscal year (when applicable).

**NOTES:**

<b>Expenditures by HB Section:</b>		<b>FY 2017 Actual</b>	<b>FY 2018 Actual</b>	<b>FY 2019 Actual</b>
13.005	Leasing	490,226	417,843	453,749
13.010	State-Owned	1,806,919	1,844,377	1,913,044
13.015	Institutional	0	0	0
	<b>Total</b>	<b>2,297,145</b>	<b>2,262,220</b>	<b>2,366,793</b>

**CORE RECONCILIATION DETAIL**

**STATE**

**REVENUE LEASING**

**5. CORE RECONCILIATION DETAIL**

	<b>Budget Class</b>	<b>FTE</b>	<b>GR</b>	<b>Federal</b>	<b>Other</b>	<b>Total</b>	<b>Explanation</b>
<b>TAFP AFTER VETOES</b>							
	EE	0.00	431,482	0	0	431,482	
	<b>Total</b>	<b>0.00</b>	<b>431,482</b>	<b>0</b>	<b>0</b>	<b>431,482</b>	
<b>DEPARTMENT CORE ADJUSTMENTS</b>							
Core Reallocation	1985 6090 EE	0.00	24,245	0	0	24,245	Reallocation to align budget based on need.
<b>NET DEPARTMENT CHANGES</b>		<b>0.00</b>	<b>24,245</b>	<b>0</b>	<b>0</b>	<b>24,245</b>	
<b>DEPARTMENT CORE REQUEST</b>							
	EE	0.00	455,727	0	0	455,727	
	<b>Total</b>	<b>0.00</b>	<b>455,727</b>	<b>0</b>	<b>0</b>	<b>455,727</b>	
<b>GOVERNOR'S RECOMMENDED CORE</b>							
	EE	0.00	455,727	0	0	455,727	
	<b>Total</b>	<b>0.00</b>	<b>455,727</b>	<b>0</b>	<b>0</b>	<b>455,727</b>	

**CORE RECONCILIATION DETAIL**

**STATE**

**REVENUE STATE OWNED**

**5. CORE RECONCILIATION DETAIL**

	<b>Budget Class</b>	<b>FTE</b>	<b>GR</b>	<b>Federal</b>	<b>Other</b>	<b>Total</b>	<b>Explanation</b>
<b>TAFP AFTER VETOES</b>							
	EE	0.00	1,908,025	0	0	1,908,025	
	<b>Total</b>	<b>0.00</b>	<b>1,908,025</b>	<b>0</b>	<b>0</b>	<b>1,908,025</b>	
<b>DEPARTMENT CORE ADJUSTMENTS</b>							
Core Reallocation	2024 7666	EE	0.00	(45,357)	0	0	(45,357) Reallocation to align budget based on need.
<b>NET DEPARTMENT CHANGES</b>			<b>0.00</b>	<b>(45,357)</b>	<b>0</b>	<b>0</b>	<b>(45,357)</b>
<b>DEPARTMENT CORE REQUEST</b>							
	EE	0.00	1,862,668	0	0	1,862,668	
	<b>Total</b>	<b>0.00</b>	<b>1,862,668</b>	<b>0</b>	<b>0</b>	<b>1,862,668</b>	
<b>GOVERNOR'S RECOMMENDED CORE</b>							
	EE	0.00	1,862,668	0	0	1,862,668	
	<b>Total</b>	<b>0.00</b>	<b>1,862,668</b>	<b>0</b>	<b>0</b>	<b>1,862,668</b>	



**CORE DECISION ITEM**

<b>Department:</b> Secretary of State's Office	<b>Budget Unit:</b> 34445C & 34446C
<b>Division:</b>	
<b>Core:</b> HB13 Real Estate	<b>HB Section:</b> 13.005 & 13.010

**1. CORE FINANCIAL SUMMARY**

	FY21 Budget Request			
	GR	Federal	Other	Total
<b>PS</b>	0	0	0	0
<b>EE</b>	1,581,403	0	41,561	1,622,964
<b>PSD</b>	0	0	0	0
<b>TRF</b>	0	0	0	0
<b>Total</b>	<b>1,581,403</b>	<b>0</b>	<b>41,561</b>	<b>1,622,964</b>
<b>FTE</b>	<b>0.00</b>	<b>0.00</b>	<b>0.00</b>	<b>0.00</b>

	FY21 Governor Recommends			
	GR	Federal	Other	Total
<b>PS</b>	0	0	0	0
<b>EE</b>	0	0	0	0
<b>PSD</b>	0	0	0	0
<b>TRF</b>	0	0	0	0
<b>Total</b>	<b>0</b>	<b>0</b>	<b>0</b>	<b>0</b>
<b>FTE</b>	<b>0.00</b>	<b>0.00</b>	<b>0.00</b>	<b>0.00</b>

<b>Est. Fringe</b>	0	0	0	0
--------------------	---	---	---	---

*Note: Fringes budgeted in House Bill 5 except for certain fringes budgeted directly to MoDOT, Highway Patrol, and Conservation.*

<b>Est. Fringe</b>	0	0	0	0
--------------------	---	---	---	---

*Note: Fringes budgeted in House Bill 5 except for certain fringes budgeted directly to MoDOT, Highway Patrol, and Conservation.*

Other Funds: See Fund Summary.

Other Funds: See Fund Summary.

**2. CORE DESCRIPTION**

The Division of Facilities Management, Design & Construction (FMDC) is responsible for the oversight and management of approximately six (6) parking/storage lease contracts, totaling approximately ninety nine thousand (99,000) sq. ft. and approximately one hundred and seventy three thousand (173,000) sq. ft. of state-owned space on behalf of the Office of Secretary of State.

	FY21 Budget Request			
	GR	Federal	Other	Total
Leasing	\$605,520	\$0	\$2,100	\$607,620
State-Owned	\$975,883	\$0	\$39,461	\$1,015,344
<b>Total</b>	<b>\$1,581,403</b>	<b>\$0</b>	<b>\$41,561</b>	<b>\$1,622,964</b>

	FY21 Governor Recommends			
	GR	Federal	Other	Total
Leasing		\$0		\$0
State-Owned		\$0		\$0
<b>Total</b>	<b>\$0</b>	<b>\$0</b>	<b>\$0</b>	<b>\$0</b>

**3. PROGRAM LISTING (list programs included in this core funding)**

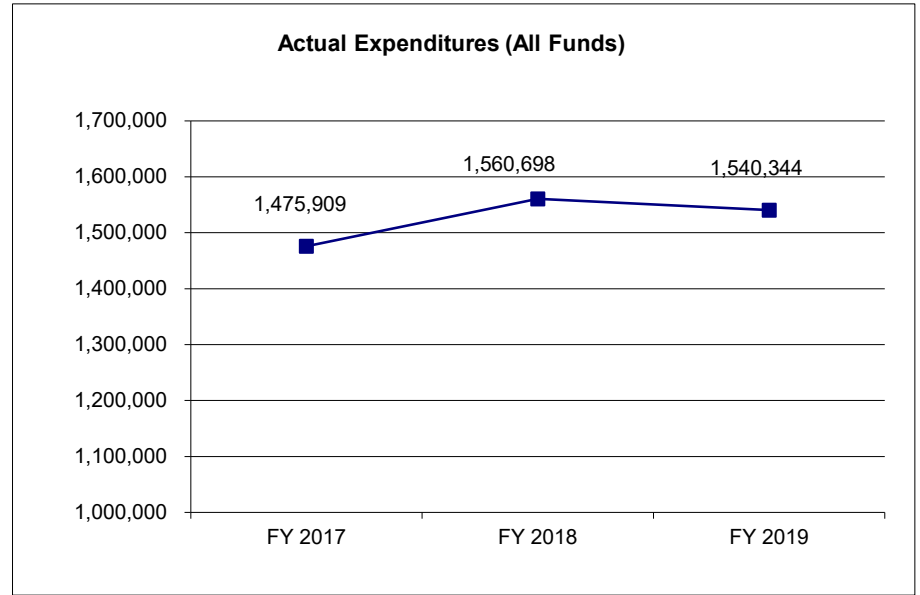
N/A

**CORE DECISION ITEM**

<b>Department:</b> Secretary of State's Office	<b>Budget Unit:</b> 34445C & 34446C
<b>Division:</b>	
<b>Core:</b> HB13 Real Estate	<b>HB Section:</b> 13.005 & 13.010

**4. FINANCIAL HISTORY**

	FY 2017 Actual	FY 2018 Actual	FY 2019 Actual	FY 2020 Current Yr.
Appropriation (All Funds)	1,551,958	1,637,368	1,734,006	1,714,572
Less Reverted (All Funds)	(45,763)	(71,622)	(50,836)	(50,227)
Less Restricted (All Funds)*	0	0	0	0
Budget Authority (All Funds)	1,506,195	1,565,746	1,683,170	1,664,345
Actual Expenditures (All Funds)	1,475,909	1,560,698	1,540,344	N/A
Unexpended (All Funds)	30,286	5,048	142,826	0
Unexpended, by Fund:				
General Revenue	30,286	4,952	142,462	N/A
Federal	0	0	0	N/A
Other	0	96	364	N/A



\*Restricted amount is as of \_\_\_\_\_.

Reverted includes the statutory three-percent reserve amount (when applicable).

Restricted includes any Governor's Expenditure Restrictions which remained at the end of the fiscal year (when applicable).

**NOTES:**

Expenditures by HB Section:		FY 2017 Actual	FY 2018 Actual	FY 2019 Actual
13.005	Leasing	567,523	594,971	581,270
13.010	State-Owned	908,386	965,727	959,074
13.015	Institutional	0	0	0
	<b>Total</b>	1,475,909	1,560,698	1,540,344

**CORE RECONCILIATION DETAIL**

**STATE**  
**SECRETARY OF STATE LEASING**

**5. CORE RECONCILIATION DETAIL**

		<b>Budget Class</b>	<b>FTE</b>	<b>GR</b>	<b>Federal</b>	<b>Other</b>	<b>Total</b>	<b>Explanation</b>
<b>TAFP AFTER VETOES</b>								
		EE	0.00	731,610	0	2,103	733,713	
		<b>Total</b>	<b>0.00</b>	<b>731,610</b>	<b>0</b>	<b>2,103</b>	<b>733,713</b>	
<b>DEPARTMENT CORE ADJUSTMENTS</b>								
Core Reallocation	1986 6081	EE	0.00	0	0	(3)	(3)	Reallocation to align budget based on need.
Core Reallocation	1986 6080	EE	0.00	(126,090)	0	0	(126,090)	Reallocation to align budget based on need.
		<b>NET DEPARTMENT CHANGES</b>	<b>0.00</b>	<b>(126,090)</b>	<b>0</b>	<b>(3)</b>	<b>(126,093)</b>	
<b>DEPARTMENT CORE REQUEST</b>								
		EE	0.00	605,520	0	2,100	607,620	
		<b>Total</b>	<b>0.00</b>	<b>605,520</b>	<b>0</b>	<b>2,100</b>	<b>607,620</b>	
<b>GOVERNOR'S RECOMMENDED CORE</b>								
		EE	0.00	605,520	0	2,100	607,620	
		<b>Total</b>	<b>0.00</b>	<b>605,520</b>	<b>0</b>	<b>2,100</b>	<b>607,620</b>	

**CORE RECONCILIATION DETAIL**

**STATE**  
**SEC OF STATE STATE OWNED**

**5. CORE RECONCILIATION DETAIL**

		<b>Budget Class</b>	<b>FTE</b>	<b>GR</b>	<b>Federal</b>	<b>Other</b>	<b>Total</b>	<b>Explanation</b>
<b>TAFP AFTER VETOES</b>								
		EE	0.00	942,649	0	38,210	980,859	
		<b>Total</b>	<b>0.00</b>	<b>942,649</b>	<b>0</b>	<b>38,210</b>	<b>980,859</b>	
<b>DEPARTMENT CORE ADJUSTMENTS</b>								
Core Reallocation	2025 7774	EE	0.00	0	0	363	363	Reallocation to align budget based on need.
Core Reallocation	2025 7775	EE	0.00	0	0	178	178	Reallocation to align budget based on need.
Core Reallocation	2025 7776	EE	0.00	0	0	710	710	Reallocation to align budget based on need.
Core Reallocation	2025 7773	EE	0.00	33,234	0	0	33,234	Reallocation to align budget based on need.
		<b>NET DEPARTMENT CHANGES</b>	<b>0.00</b>	<b>33,234</b>	<b>0</b>	<b>1,251</b>	<b>34,485</b>	
<b>DEPARTMENT CORE REQUEST</b>								
		EE	0.00	975,883	0	39,461	1,015,344	
		<b>Total</b>	<b>0.00</b>	<b>975,883</b>	<b>0</b>	<b>39,461</b>	<b>1,015,344</b>	
<b>GOVERNOR'S RECOMMENDED CORE</b>								
		EE	0.00	975,883	0	39,461	1,015,344	
		<b>Total</b>	<b>0.00</b>	<b>975,883</b>	<b>0</b>	<b>39,461</b>	<b>1,015,344</b>	

**CORE DECISION ITEM**

<b>Department:</b> Social Services	<b>Budget Unit:</b> 34393C, 34397C & 34398C
<b>Division:</b>	
<b>Core:</b> HB13 Real Estate	<b>HB Section:</b> 13.005, 13.010 & 13.015

**1. CORE FINANCIAL SUMMARY**

	FY21 Budget Request			
	GR	Federal	Other	Total
PS	0	0	0	0
EE	18,285,376	7,139,352	22,436	25,447,164
PSD	0	0	0	0
TRF	0	0	0	0
<b>Total</b>	<b>18,285,376</b>	<b>7,139,352</b>	<b>22,436</b>	<b>25,447,164</b>
FTE	0.00	0.00	0.00	0.00

	FY21 Governor Recommends			
	GR	Federal	Other	Total
PS	0	0	0	0
EE	0	0	0	0
PSD	0	0	0	0
TRF	0	0	0	0
<b>Total</b>	<b>0</b>	<b>0</b>	<b>0</b>	<b>0</b>
FTE	0.00	0.00	0.00	0.00

<b>Est. Fringe</b>	0	0	0	0
--------------------	---	---	---	---

*Note: Fringes budgeted in House Bill 5 except for certain fringes budgeted directly to MoDOT, Highway Patrol, and Conservation.*

<b>Est. Fringe</b>	0	0	0	0
--------------------	---	---	---	---

*Note: Fringes budgeted in House Bill 5 except for certain fringes budgeted directly to MoDOT, Highway Patrol, and Conservation.*

Other Funds: See Fund Summary.

Other Funds: See Fund Summary.

**2. CORE DESCRIPTION**

The Division of Facilities Management, Design & Construction (FMDC) is responsible for the oversight and management of approximately one hundred and fifty eight (158) lease contracts, totaling approximately one million one hundred thousand (1.1M) sq. ft., approximately seven hundred and sixty two thousand (762,000) sq. ft. of state-owned space and approximately five hundred and thirty six thousand (536,000) sq. ft. of institutional space on behalf of the Department of Social Services.

	FY21 Budget Request			
	GR	Federal	Other	Total
Leasing	\$9,800,193	\$5,512,611	\$0	\$15,312,804
State-Owned	\$5,059,703	\$801,236	\$22,436	\$5,883,375
Institutional	\$3,425,480	\$825,505	\$0	\$4,250,985
<b>Total</b>	<b>\$18,285,376</b>	<b>\$7,139,352</b>	<b>\$22,436</b>	<b>\$25,447,164</b>

	FY21 Governor Recommends			
	GR	Federal	Other	Total
Leasing			\$0	\$0
State-Owned				\$0
Institutional			\$0	\$0
<b>Total</b>	<b>\$0</b>	<b>\$0</b>	<b>\$0</b>	<b>\$0</b>

**3. PROGRAM LISTING (list programs included in this core funding)**

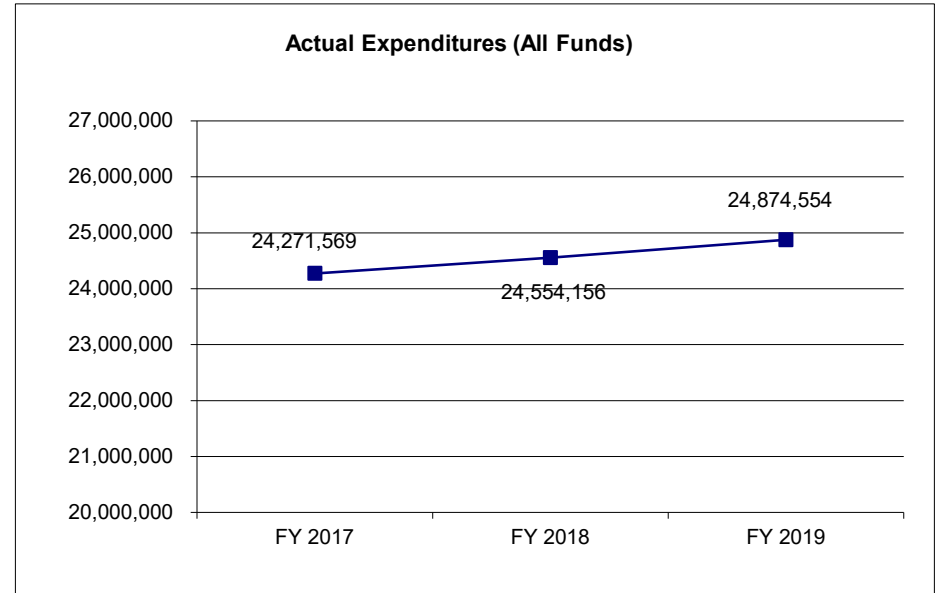
N/A

**CORE DECISION ITEM**

<b>Department:</b> Social Services	<b>Budget Unit:</b> 34393C, 34397C & 34398C
<b>Division:</b>	
<b>Core:</b> HB13 Real Estate	<b>HB Section:</b> 13.005, 13.010 & 13.015

**4. FINANCIAL HISTORY**

	FY 2017 Actual	FY 2018 Actual	FY 2019 Actual	FY 2020 Current Yr.
Appropriation (All Funds)	25,039,056	25,545,908	25,837,361	25,754,385
Less Reverted (All Funds)	(539,715)	(513)	(558,276)	(558,732)
Less Restricted (All Funds)*	0	0	0	0
Budget Authority (All Funds)	24,499,341	25,545,395	25,279,085	25,195,653
Actual Expenditures (All Funds)	24,271,569	24,554,156	24,874,554	N/A
Unexpended (All Funds)	227,772	991,239	404,531	0
Unexpended, by Fund:				
General Revenue	10	676,830	127,536	N/A
Federal	227,734	314,295	270,556	N/A
Other	28	114	6,439	N/A



\*Restricted amount is as of \_\_\_\_\_.

Reverted includes the statutory three-percent reserve amount (when applicable).

Restricted includes any Governor's Expenditure Restrictions which remained at the end of the fiscal year (when applicable).

**NOTES:**

Expenditures by HB Section:		FY 2017 Actual	FY 2018 Actual	FY 2019 Actual
13.005	Leasing	14,430,764	14,417,293	14,430,891
13.010	State-Owned	6,028,792	6,168,255	6,370,235
13.015	Institutional	3,812,013	3,968,608	4,073,428
	<b>Total</b>	<b>24,271,569</b>	<b>24,554,156</b>	<b>24,874,554</b>

**CORE RECONCILIATION DETAIL**

**STATE**

**SOCIAL SERVICES LEASING**

**5. CORE RECONCILIATION DETAIL**

	<b>Budget Class</b>	<b>FTE</b>	<b>GR</b>	<b>Federal</b>	<b>Other</b>	<b>Total</b>	<b>Explanation</b>	
<b>TAFP AFTER VETOES</b>								
	EE	0.00	9,586,315	5,390,776	0	14,977,091		
	<b>Total</b>	<b>0.00</b>	<b>9,586,315</b>	<b>5,390,776</b>	<b>0</b>	<b>14,977,091</b>		
<b>DEPARTMENT CORE ADJUSTMENTS</b>								
Core Reallocation	1987 1435	EE	0.00	0	121,835	0	121,835	Reallocation to align budget based on need.
Core Reallocation	1987 1434	EE	0.00	213,878	0	0	213,878	Reallocation to align budget based on need.
	<b>NET DEPARTMENT CHANGES</b>		<b>0.00</b>	<b>213,878</b>	<b>121,835</b>	<b>0</b>	<b>335,713</b>	
<b>DEPARTMENT CORE REQUEST</b>								
	EE	0.00	9,800,193	5,512,611	0	15,312,804		
	<b>Total</b>	<b>0.00</b>	<b>9,800,193</b>	<b>5,512,611</b>	<b>0</b>	<b>15,312,804</b>		
<b>GOVERNOR'S RECOMMENDED CORE</b>								
	EE	0.00	9,800,193	5,512,611	0	15,312,804		
	<b>Total</b>	<b>0.00</b>	<b>9,800,193</b>	<b>5,512,611</b>	<b>0</b>	<b>15,312,804</b>		

**CORE RECONCILIATION DETAIL**

**STATE**

**SOCIAL SRVS STATE OWNED**

**5. CORE RECONCILIATION DETAIL**

		<b>Budget Class</b>	<b>FTE</b>	<b>GR</b>	<b>Federal</b>	<b>Other</b>	<b>Total</b>	<b>Explanation</b>
<b>TAFP AFTER VETOES</b>								
		EE	0.00	5,612,625	890,855	22,829	6,526,309	
		<b>Total</b>	<b>0.00</b>	<b>5,612,625</b>	<b>890,855</b>	<b>22,829</b>	<b>6,526,309</b>	
<b>DEPARTMENT CORE ADJUSTMENTS</b>								
Core Reallocation	2026 7762	EE	0.00	0	(8,343)	0	(8,343)	Reallocation to align budget based on need.
Core Reallocation	2026 7763	EE	0.00	0	0	(297)	(297)	Reallocation to align budget based on need.
Core Reallocation	2026 7764	EE	0.00	0	(81,276)	0	(81,276)	Reallocation to align budget based on need.
Core Reallocation	2026 7765	EE	0.00	0	0	(96)	(96)	Reallocation to align budget based on need.
Core Reallocation	2026 7759	EE	0.00	(552,922)	0	0	(552,922)	Reallocation to align budget based on need.
		<b>NET DEPARTMENT CHANGES</b>	<b>0.00</b>	<b>(552,922)</b>	<b>(89,619)</b>	<b>(393)</b>	<b>(642,934)</b>	
<b>DEPARTMENT CORE REQUEST</b>								
		EE	0.00	5,059,703	801,236	22,436	5,883,375	
		<b>Total</b>	<b>0.00</b>	<b>5,059,703</b>	<b>801,236</b>	<b>22,436</b>	<b>5,883,375</b>	
<b>GOVERNOR'S RECOMMENDED CORE</b>								
		EE	0.00	5,059,703	801,236	22,436	5,883,375	
		<b>Total</b>	<b>0.00</b>	<b>5,059,703</b>	<b>801,236</b>	<b>22,436</b>	<b>5,883,375</b>	



**CORE RECONCILIATION DETAIL**

**STATE**  
**SOCIAL SRVS INSTITUTIONAL**

**5. CORE RECONCILIATION DETAIL**

	<b>Budget Class</b>	<b>FTE</b>	<b>GR</b>	<b>Federal</b>	<b>Other</b>	<b>Total</b>	<b>Explanation</b>
<b>TAFP AFTER VETOES</b>							
	EE	0.00	3,425,480	825,505	0	4,250,985	
	<b>Total</b>	<b>0.00</b>	<b>3,425,480</b>	<b>825,505</b>	<b>0</b>	<b>4,250,985</b>	
<b>DEPARTMENT CORE REQUEST</b>							
	EE	0.00	3,425,480	825,505	0	4,250,985	
	<b>Total</b>	<b>0.00</b>	<b>3,425,480</b>	<b>825,505</b>	<b>0</b>	<b>4,250,985</b>	
<b>GOVERNOR'S RECOMMENDED CORE</b>							
	EE	0.00	3,425,480	825,505	0	4,250,985	
	<b>Total</b>	<b>0.00</b>	<b>3,425,480</b>	<b>825,505</b>	<b>0</b>	<b>4,250,985</b>	

**CORE DECISION ITEM**

<b>Department:</b> Office of State Treasurer	<b>Budget Unit:</b> 34453C
<b>Division:</b>	
<b>Core:</b> HB13 Real Estate	<b>HB Section:</b> 13.010

**1. CORE FINANCIAL SUMMARY**

	FY21 Budget Request			
	GR	Federal	Other	Total
PS	0	0	0	0
EE	0	0	183,183	183,183
PSD	0	0	0	0
TRF	0	0	0	0
<b>Total</b>	<b>0</b>	<b>0</b>	<b>183,183</b>	<b>183,183</b>
<b>FTE</b>	<b>0.00</b>	<b>0.00</b>	<b>0.00</b>	<b>0.00</b>

	FY21 Governor Recommends			
	GR	Federal	Other	Total
PS	0	0	0	0
EE	0	0	0	0
PSD	0	0	0	0
TRF	0	0	0	0
<b>Total</b>	<b>0</b>	<b>0</b>	<b>0</b>	<b>0</b>
<b>FTE</b>	<b>0.00</b>	<b>0.00</b>	<b>0.00</b>	<b>0.00</b>

<b>Est. Fringe</b>	0	0	0	0
--------------------	---	---	---	---

*Note: Fringes budgeted in House Bill 5 except for certain fringes budgeted directly to MoDOT, Highway Patrol, and Conservation.*

<b>Est. Fringe</b>	0	0	0	0
--------------------	---	---	---	---

*Note: Fringes budgeted in House Bill 5 except for certain fringes budgeted directly to MoDOT, Highway Patrol, and Conservation.*

Other Funds: See Fund Summary.

Other Funds: See Fund Summary.

**2. CORE DESCRIPTION**

The Division of Facilities Management, Design & Construction (FMDC) is responsible for the oversight and management of approximately twenty seven thousand (27,000) sq. ft. of state-owned office space on behalf of the Office of State Treasurer.

	FY21 Budget Request			
	GR	Federal	Other	Total
State-Owned	\$0	\$0	\$183,183	\$183,183
<b>Total</b>	<b>\$0</b>	<b>\$0</b>	<b>\$183,183</b>	<b>\$183,183</b>

	FY21 Governor Recommends			
	GR	Federal	Other	Total
State-Owned	\$0	\$0	\$0	\$0
<b>Total</b>	<b>\$0</b>	<b>\$0</b>	<b>\$0</b>	<b>\$0</b>

**3. PROGRAM LISTING (list programs included in this core funding)**

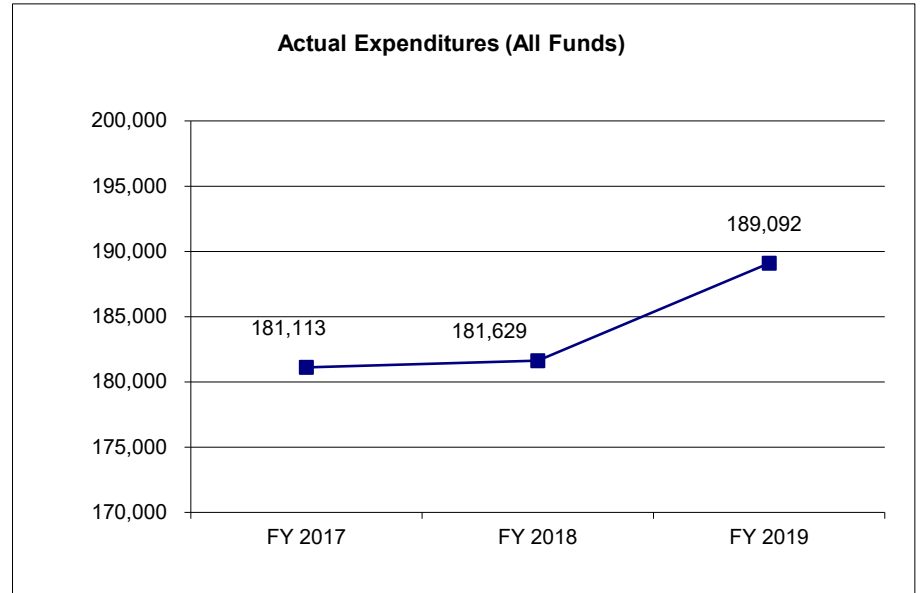
N/A

**CORE DECISION ITEM**

<b>Department:</b> Office of State Treasurer	<b>Budget Unit:</b> 34453C
<b>Division:</b>	
<b>Core:</b> HB13 Real Estate	<b>HB Section:</b> 13.010

**4. FINANCIAL HISTORY**

	FY 2017 Actual	FY 2018 Actual	FY 2019 Actual	FY 2020 Current Yr.
Appropriation (All Funds)	181,227	181,629	188,526	188,565
Less Reverted (All Funds)	0	0	0	0
Less Restricted (All Funds)*	0	0	0	0
Budget Authority (All Funds)	181,227	181,629	188,526	188,565
Actual Expenditures (All Funds)	181,113	181,629	189,092	N/A
Unexpended (All Funds)	114	0	(566)	0
Unexpended, by Fund:				
General Revenue	0	0	0	N/A
Federal	0	0	0	N/A
Other	114	0	(566)	N/A



\*Restricted amount is as of 1/23/19.

Reverted includes the statutory three-percent reserve amount (when applicable).

Restricted includes any Governor's Expenditure Restrictions which remained at the end of the fiscal year (when applicable).

**NOTES:**

Expenditures by HB Section:		FY 2017 Actual	FY 2018 Actual	FY 2019 Actual
13.005	Leasing	0	0	0
13.010	State-Owned	181,113	181,629	189,092
13.015	Institutional	0	0	0
	<b>Total</b>	181,113	181,629	189,092

**CORE RECONCILIATION DETAIL**

**STATE**

**TREASURER STATE OWNED**

**5. CORE RECONCILIATION DETAIL**

	<b>Budget Class</b>	<b>FTE</b>	<b>GR</b>	<b>Federal</b>	<b>Other</b>	<b>Total</b>	<b>Explanation</b>
<b>TAFP AFTER VETOES</b>							
	EE	0.00	0	0	188,565	188,565	
	<b>Total</b>	<b>0.00</b>	<b>0</b>	<b>0</b>	<b>188,565</b>	<b>188,565</b>	
<b>DEPARTMENT CORE ADJUSTMENTS</b>							
Core Reallocation	2027 7788	EE	0.00	0	0	(5,382)	(5,382) Reallocation to align budget based on need.
<b>NET DEPARTMENT CHANGES</b>			<b>0.00</b>	<b>0</b>	<b>0</b>	<b>(5,382)</b>	<b>(5,382)</b>
<b>DEPARTMENT CORE REQUEST</b>							
	EE	0.00	0	0	183,183	183,183	
	<b>Total</b>	<b>0.00</b>	<b>0</b>	<b>0</b>	<b>183,183</b>	<b>183,183</b>	
<b>GOVERNOR'S RECOMMENDED CORE</b>							
	EE	0.00	0	0	183,183	183,183	
	<b>Total</b>	<b>0.00</b>	<b>0</b>	<b>0</b>	<b>183,183</b>	<b>183,183</b>	

**CORE DECISION ITEM**

<b>Department:</b> Office of Administration	<b>Budget Unit:</b> 34235C
<b>Division:</b> FMDC	
<b>Core:</b> Legal Expense Fund Transfer	<b>HB Section:</b> 13.021

**1. CORE FINANCIAL SUMMARY**

	FY 2021 Budget Request					FY 2021 Governor's Recommendation			
	GR	Federal	Other	Total		GR	Federal	Other	Total
<b>PS</b>	1	0	0	1	<b>PS</b>		0	0	0
<b>EE</b>	0	0	0	0	<b>EE</b>	0	0	0	0
<b>PSD</b>	0	0	0	0	<b>PSD</b>	0	0	0	0
<b>TRF</b>	0	0	0	0	<b>TRF</b>	0	0	0	0
<b>Total</b>	<b>1</b>	<b>0</b>	<b>0</b>	<b>1</b>	<b>Total</b>	<b>0</b>	<b>0</b>	<b>0</b>	<b>0</b>
<b>FTE</b>	<b>0.00</b>	<b>0.00</b>	<b>0.00</b>	<b>0.00</b>	<b>FTE</b>	<b>0.00</b>	<b>0.00</b>	<b>0.00</b>	<b>0.00</b>

<b>Est. Fringe</b>	0	0	0	0
--------------------	---	---	---	---

*Note: Fringes budgeted in House Bill 5 except for certain fringes budgeted directly to MoDOT, Highway Patrol, and Conservation.*

<b>Est. Fringe</b>	0	0	0	0
--------------------	---	---	---	---

*Note: Fringes budgeted in House Bill 5 except for certain fringes budgeted directly to MoDOT, Highway Patrol, and Conservation.*

Other Funds: None.

Other Funds: None.

**2. CORE DESCRIPTION**

In FY 2018, the General Assembly appropriated \$1 for transfer from the Department's core budget to the State Legal Expense Fund for the payment of claims, premiums, and expenses provided by Section 105.711 through Section 105.726, RSMo. In order to fund such expenses, the General Assembly also authorized three percent flexibility from the other HB sections within HB13 to the \$1 transfer appropriation.

**3. PROGRAM LISTING (list programs included in this core funding)**

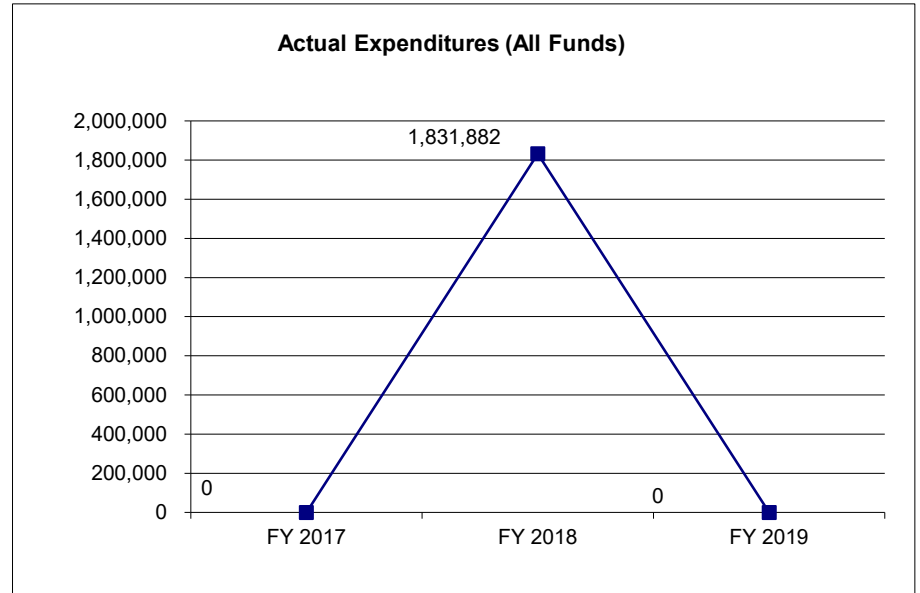
N/A

**CORE DECISION ITEM**

<b>Department:</b> Office of Administration	<b>Budget Unit:</b> 34235C
<b>Division:</b> FMDC	
<b>Core:</b> Legal Expense Fund Transfer	<b>HB Section:</b> 13.021

**4. FINANCIAL HISTORY**

	FY 2017 Actual	FY 2018 Actual	FY 2019 Actual	FY 2019 Current Yr.
Appropriation (All Funds)	0	1,831,882	1	1
Less Reverted (All Funds)	0	0	0	0
Less Restricted (All Funds)*	0	0	0	0
Budget Authority (All Funds)	0	1,831,882	1	1
Actual Expenditures (All Funds)	0	1,831,882	0	N/A
Unexpended (All Funds)	0	0	1	0
Unexpended, by Fund:				
General Revenue	0	0	0	N/A
Federal	0	0	0	N/A
Other	0	0	0	N/A
		<b>(1)</b>		



\*Restricted amount is as of 1/23/19.

Reverted includes the statutory three-percent reserve amount (when applicable).

Restricted includes any Governor's Expenditure Restrictions which remained at the end of the fiscal year (when applicable).

**NOTES:** [(1) A total of \$1,831,881 was transferred from elsewhere in the HB13 budget to the Legal Expense Fund Transfer section in FY18.

**CORE RECONCILIATION DETAIL**

**STATE**  
**LEASING LEGAL EXPENSE FUND TRF**

**5. CORE RECONCILIATION DETAIL**

	Budget Class	FTE	GR	Federal	Other	Total	Explanation
<b>TAFP AFTER VETOES</b>							
	TRF	0.00	1	0	0	1	
	<b>Total</b>	<b>0.00</b>	<b>1</b>	<b>0</b>	<b>0</b>	<b>1</b>	
<b>DEPARTMENT CORE REQUEST</b>							
	TRF	0.00	1	0	0	1	
	<b>Total</b>	<b>0.00</b>	<b>1</b>	<b>0</b>	<b>0</b>	<b>1</b>	
<b>GOVERNOR'S RECOMMENDED CORE</b>							
	TRF	0.00	1	0	0	1	
	<b>Total</b>	<b>0.00</b>	<b>1</b>	<b>0</b>	<b>0</b>	<b>1</b>	

**NEW DECISION ITEM**

RANK: 005 OF 005

<b>Department</b> Secretary of State	<b>Budget Unit</b> <u>34445C</u>
<b>Division</b> Records Services	
<b>DI Name</b> Records Center Expansion <b>DI#</b> <u>6314001</u>	<b>HB Section</b> <u>13.005</u>

**1. AMOUNT OF REQUEST**

	FY 2021 Budget Request			
	GR	Federal	Other	Total
PS	0	0	0	0
EE	221,375	0	0	221,375
PSD	0	0	0	0
TRF	0	0	0	0
<b>Total</b>	<b>221,375</b>	<b>0</b>	<b>0</b>	<b>221,375</b>
FTE	0.00	0.00	0.00	0.00

	FY 2021 Governor's Recommendation			
	GR	Federal	Other	Total
PS	0	0	0	0
EE	0	0	0	0
PSD	0	0	0	0
TRF	0	0	0	0
<b>Total</b>	<b>0</b>	<b>0</b>	<b>0</b>	<b>0</b>
FTE	0.00	0.00	0.00	0.00

<b>Est. Fringe</b>	0	0	0	0
--------------------	---	---	---	---

*Note: Fringes budgeted in House Bill 5 except for certain fringes budgeted directly to MoDOT, Highway Patrol, and Conservation.*

<b>Est. Fringe</b>	0	0	0	0
--------------------	---	---	---	---

*Note: Fringes budgeted in House Bill 5 except for certain fringes budgeted directly to MoDOT, Highway Patrol, and Conservation.*

Other Funds:

Other Funds:

**2. THIS REQUEST CAN BE CATEGORIZED AS:**

<input type="checkbox"/> New Legislation	<input type="checkbox"/> New Program	<input type="checkbox"/> Fund Switch
<input type="checkbox"/> Federal Mandate	<input type="checkbox"/> Program Expansion	<input type="checkbox"/> Cost to Continue
<input type="checkbox"/> GR Pick-Up	<input checked="" type="checkbox"/> Space Request	<input type="checkbox"/> Equipment Replacement
<input type="checkbox"/> Pay Plan	<input type="checkbox"/> Other: _____	

**3. WHY IS THIS FUNDING NEEDED? PROVIDE AN EXPLANATION FOR ITEMS CHECKED IN #2. INCLUDE THE FEDERAL OR STATE STATUTORY OR CONSTITUTIONAL AUTHORIZATION FOR THIS PROGRAM.**

RSMo 109 mandates all agencies must have a records management program. The Records Management Division requires additional space at the State Records Center Annex to meet the increasing need of state agencies for storage of inactive records. These records are scheduled on either the General Records Retention Schedule or an agency specific records retention schedule approved by the State Records Commission. The current space in the Records Center Annex is nearing capacity.

The total square footage of this new space is 17,170 square foot. The number of shelving units that could be placed into this space is estimated to be 883. Eighty four boxes can be placed on each shelf, thus giving the ability to store 74,172 more boxes.



**NEW DECISION ITEM**

RANK: 005 OF 005

<b>Department</b> Secretary of State	<b>Budget Unit</b> 34445C
<b>Division</b> Records Services	
<b>DI Name</b> Records Center Expansion <b>DI#</b> 6314001	<b>HB Section</b> 13.005

**4. DESCRIBE THE DETAILED ASSUMPTIONS USED TO DERIVE THE SPECIFIC REQUESTED AMOUNT. (How did you determine that the requested number of FTE were appropriate? From what source or standard did you derive the requested levels of funding? Were alternatives such as outsourcing or automation considered? If based on new legislation, does request tie to TAFP fiscal note? If not, explain why. Detail which portions of the request are one-times and how those amounts were calculated.)**

There is unconditioned space at the current records center that could be converted to conditioned space. The total square footage of this space is 17,170 square foot. The annual rent will be \$187,726 (\$10.60 per square foot). The utilities/services are estimated to be \$33,649 annually (\$1.90 per square foot).

Please note the above rent will be reduced once the cost of the improvements have been paid off to approximately \$4.50 - \$5.00 per square foot on July 1, 2024.

**5. BREAK DOWN THE REQUEST BY BUDGET OBJECT CLASS, JOB CLASS, AND FUND SOURCE. IDENTIFY ONE-TIME COSTS.**

Budget Object Class/Job Class	Dept Req GR DOLLARS	Dept Req GR FTE	Dept Req FED DOLLARS	Dept Req FED FTE	Dept Req OTHER DOLLARS	Dept Req OTHER FTE	Dept Req TOTAL DOLLARS	Dept Req TOTAL FTE	Dept Req One-Time DOLLARS
							0		
<b>Total PS</b>	<b>0</b>	<b>0.0</b>	<b>0</b>	<b>0.0</b>	<b>0</b>	<b>0.0</b>	<b>0</b>	<b>0.0</b>	<b>0</b>
Rent (BOBC 680)	187,726						187,726		
Utilities (BOBC 180)	33,649						33,649		
<b>Total EE</b>	<b>221,375</b>		<b>0</b>		<b>0</b>		<b>221,375</b>		<b>0</b>
Program Distributions							0		
<b>Total PSD</b>	<b>0</b>		<b>0</b>		<b>0</b>		<b>0</b>		<b>0</b>
Transfers							0		
<b>Total TRF</b>	<b>0</b>		<b>0</b>		<b>0</b>		<b>0</b>		<b>0</b>
<b>Grand Total</b>	<b>221,375</b>	<b>0.0</b>	<b>0</b>	<b>0.0</b>	<b>0</b>	<b>0.0</b>	<b>221,375</b>	<b>0.0</b>	<b>0</b>

**NEW DECISION ITEM**

RANK: 005 OF 005

<b>Department</b> Secretary of State	<b>Budget Unit</b> <u>34445C</u>
<b>Division</b> Records Services	
<b>DI Name</b> Records Center Expansion <b>DI#</b> <u>6314001</u>	<b>HB Section</b> <u>13.005</u>

Budget Object Class/Job Class	Gov Rec GR DOLLARS	Gov Rec GR FTE	Gov Rec FED DOLLARS	Gov Rec FED FTE	Gov Rec OTHER DOLLARS	Gov Rec OTHER FTE	Gov Rec TOTAL DOLLARS	Gov Rec TOTAL FTE	Gov Rec One-Time DOLLARS
							0		
							0	0.0	
<b>Total PS</b>	<u>0</u>	<u>0.0</u>	<u>0</u>	<u>0.0</u>	<u>0</u>	<u>0.0</u>	<u>0</u>	<u>0.0</u>	<u>0</u>
							0		
							0		
							0		
<b>Total EE</b>	<u>0</u>		<u>0</u>		<u>0</u>		<u>0</u>		<u>0</u>
Program Distributions							0		
<b>Total PSD</b>	<u>0</u>		<u>0</u>		<u>0</u>		<u>0</u>		<u>0</u>
Transfers							0		
<b>Total TRF</b>	<u>0</u>		<u>0</u>		<u>0</u>		<u>0</u>		<u>0</u>
<b>Grand Total</b>	<u>0</u>	<u>0.0</u>	<u>0</u>	<u>0.0</u>	<u>0</u>	<u>0.0</u>	<u>0</u>	<u>0.0</u>	<u>0</u>

**NEW DECISION ITEM**

RANK: 005 OF 005

<b>Department</b> Secretary of State	<b>Budget Unit</b> <u>34445C</u>
<b>Division</b> Records Services	
<b>DI Name</b> Records Center Expansion <b>DI#</b> <u>6314001</u>	<b>HB Section</b> <u>13.005</u>

**6. PERFORMANCE MEASURES (If new decision item has an associated core, separately identify projected performance with & without additional funding.)**

**6a. Provide an activity measure(s) for the program.**

Predicted growth of SRCA holdings in cubic feet for the next 10 SFY's.  
 Based on holdings for the SFY's of 2015 through 2019.  
 FY19 - 315,369 (Current) (Current SRCA Capacity 326,444)  
 FY20 - 323,289 (Projected)  
 FY21 - 332,195 (Projected)  
 FY22 - 341,100 (Projected)  
 FY23 - 350,005 (Projected)  
 FY24 - 358,911 (Projected)  
 FY25 - 367,816 (Projected)  
 FY26 - 376,721 (Projected)  
 FY27 - 385,627 (Projected)  
 FY28 - 394,532 (Projected)  
 FY29 - 403,437 (Projected)

**6b. Provide a measure(s) of the program's quality.**

**6c. Provide a measure(s) of the program's impact.**

Current holdings at SRCA are 315,369 cubic feet. Cost to annually store 1 cubic foot of records at SRCA is \$0.29, currently totaling \$91,141. Storing 1 cubic foot of records in leased office space at \$2.86 annually would total \$901,955. The state could save \$1,233,931 by storing the projected 10 year increase of 88,068 cubic feet in the SRCA. (Calculated using FY18 costs.)

**6d. Provide a measure(s) of the program's efficiency.**

**7. STRATEGIES TO ACHIEVE THE PERFORMANCE MEASUREMENT TARGETS:**

**NEW DECISION ITEM**

RANK: 005 OF 005

<b>Department of Corrections</b>	<b>Budget Unit</b> _____
<b>Division of Human Services</b>	
<b>DI Name: ERTC - Farmington</b> <span style="float:right"><b>DI# 6314002</b></span>	<b>HB Section</b> <u>13.005</u>

**1. AMOUNT OF REQUEST**

	FY 2021 Budget Request					E		FY 2021 Governor's Recommendation					E
	GR	Federal	Other	Total				GR	Federal	Other	Total		
PS	0	0	0	0	0		PS	0	0	0	0		
EE	236,369	0	0	236,369			EE	0	0	0	0		
PSD	0	0	0	0			PSD	0	0	0	0		
TRF	0	0	0	0			TRF	0	0	0	0		
<b>Total</b>	<b>236,369</b>	<b>0</b>	<b>0</b>	<b>236,369</b>			<b>Total</b>	<b>0</b>	<b>0</b>	<b>0</b>	<b>0</b>		
FTE	0.00	0.00	0.00	0.00			FTE	0.00	0.00	0.00	0.00		

<b>Est. Fringe</b>	0	0	0	0
--------------------	---	---	---	---

*Note: Fringes budgeted in House Bill 5 except for certain fringes budgeted directly to MoDOT, Highway Patrol, and Conservation.*

<b>Est. Fringe</b>	0	0	0	0
--------------------	---	---	---	---

*Note: Fringes budgeted in House Bill 5 except for certain fringes budgeted directly to MoDOT, Highway Patrol, and Conservation.*

Other Funds:

Other Funds:

**2. THIS REQUEST CAN BE CATEGORIZED AS:**

<input type="checkbox"/> New Legislation	<input type="checkbox"/> New Program	<input type="checkbox"/> Fund Switch
<input type="checkbox"/> Federal Mandate	<input type="checkbox"/> Program Expansion	<input type="checkbox"/> Cost to Continue
<input type="checkbox"/> GR Pick-Up	<input checked="" type="checkbox"/> Space Request	<input type="checkbox"/> Equipment Replacement
<input type="checkbox"/> Pay Plan	<input type="checkbox"/> Other: _____	

**NEW DECISION ITEM**

RANK: 005 OF 005

<b>Department of Corrections</b>	<b>Budget Unit</b>
<b>Division of Human Services</b>	
<b>DI Name: ERTC - Farmington</b>	<b>DI# 6314002</b>
	<b>HB Section 13.005</b>

**3. WHY IS THIS FUNDING NEEDED? PROVIDE AN EXPLANATION FOR ITEMS CHECKED IN #2. INCLUDE THE FEDERAL OR STATE STATUTORY OR CONSTITUTIONAL AUTHORIZATION FOR THIS PROGRAM.**

The Department requires that every staff member receive 40 hours of annual training. The current Eastern Region Training Center - Farmington does not meet the needs of the Department. In order to attempt to meet the needs of the Department, space is utilized at a local hotel requiring staff and equipment to be moved back and forth from the existing Eastern Region Training Center. This request includes two (2) additional classrooms and a lactation room in the Eastern Region office.

In addition to the current space being inadequate, the current location is also problematic. If new lease space for the Eastern Region office could be located at least 38 miles north of Farmington then staff from all but one eastern region institution and Probation and Parole staff from the St. Louis area could attend training without being in travel status, potentially saving travel costs. These savings would be dependent on the new location.

The Department has also reorganized and created the Office of Professional Standards (OPS). This request will allow the Eastern Region OPS to pool resources. With limited clerical support, locating ER OPS staff to one location will eliminate the need to request additional staff to support the investigators. Additional staff relocated will include an Investigator III, four (4) Investigator IIs and an Office Support Assistant. The Department is also moving towards regional personnel staff with a Personnel Analyst, Personnel Clerk and an Office Support Assistant needing office space.

**4. DESCRIBE THE DETAILED ASSUMPTIONS USED TO DERIVE THE SPECIFIC REQUESTED AMOUNT. (How did you determine that the requested number of FTE were appropriate? From what source or standard did you derive the requested levels of funding? Were alternatives such as outsourcing or automation considered? If based on new legislation, does request tie to TAFP fiscal note? If not, explain why. Detail which portions of the request are one-times and how those amounts were calculated.)**

The current ERTC is 7,417 SF with an annual lease appropriation of \$92,238. The proposed NDI is for two (2) classrooms, a lactation room and space for ten (10) additional staff. (1600 SF per classroom X 2 + 48 SF lactation room + 120 SF X 5 + 64 SF X 4 for additional staff) = 4,104 SF. With an efficiency factor of 1.5, an additional 6,156 SF is requested. Total proposed SF is 13,573. Additional cost: 13,573 SF X (\$21/SF lease + \$1.50/SF janitorial + \$2.00/SF utilities) = \$332,539 - \$96,170 existing lease budget = \$236,369 additional funds needed. The \$21/SF lease cost projection is based on the possibility that the new lease location might be within the St Louis Metropolitan Area.

City	Required Sq Ft	Services Cost per Sq Ft	Rental Cost per Sq Ft	Total Annual Cost	Existing Funding	New Funding Requested
TBD	13,573	\$3.50	\$21.00	\$332,539	\$96,170	\$236,369

**NEW DECISION ITEM**

RANK: 005 OF 005

<b>Department of Corrections</b>	<b>Budget Unit</b> _____
<b>Division of Human Services</b>	
<b>DI Name: ERTC - Farmington</b>	<b>DI# 6314002</b>
	<b>HB Section</b> <u>13.005</u>

**5. BREAK DOWN THE REQUEST BY BUDGET OBJECT CLASS, JOB CLASS, AND FUND SOURCE. IDENTIFY ONE-TIME COSTS.**

	<b>Dept Req GR DOLLARS</b>	<b>Dept Req GR FTE</b>	<b>Dept Req FED DOLLARS</b>	<b>Dept Req FED FTE</b>	<b>Dept Req OTHER DOLLARS</b>	<b>Dept Req OTHER FTE</b>	<b>Dept Req TOTAL DOLLARS</b>	<b>Dept Req TOTAL FTE</b>	<b>Dept Req One-Time DOLLARS</b>	<b>E</b>
<b>Total EE</b>	<u>236,369</u> 236,369		<u>0</u>		<u>0</u>		<u>236,369</u> 236,369		<u>0</u>	
<b>Grand Total</b>	<u>236,369</u>	<u>0.0</u>	<u>0</u>	<u>0.0</u>	<u>0</u>	<u>0.0</u>	<u>236,369</u>	<u>0.0</u>	<u>0</u>	

	<b>Gov Rec GR DOLLARS</b>	<b>Gov Rec GR FTE</b>	<b>Gov Rec FED DOLLARS</b>	<b>Gov Rec FED FTE</b>	<b>Gov Rec OTHER DOLLARS</b>	<b>Gov Rec OTHER FTE</b>	<b>Gov Rec TOTAL DOLLARS</b>	<b>Gov Rec TOTAL FTE</b>	<b>Gov Rec One-Time DOLLARS</b>	<b>E</b>
<b>Total EE</b>	<u>0</u>		<u>0</u>		<u>0</u>		<u>0</u> 0		<u>0</u>	
<b>Grand Total</b>	<u>0</u>	<u>0.0</u>	<u>0</u>	<u>0.0</u>	<u>0</u>	<u>0.0</u>	<u>0</u>	<u>0.0</u>	<u>0</u>	

**NEW DECISION ITEM**

RANK: 005 OF 005

Department of Corrections	Budget Unit
Division of Human Services	
DI Name: ERTC - Farmington	DI# 6314002
	HB Section <u>13.005</u>

**6. PERFORMANCE MEASURES (If new decision item has an associated core, separately identify projected performance with & without additional funding.)**

**6a. Provide an activity measure(s) for the program.**

<b>Number of In-Service classes offered at the Eastern Region Training Center</b>					
FY17 Actual	FY18 Actual	FY19 Actual	FY20 Base Target	FY21 Base Target	FY22 Base Target
128	187	138	150	150	200

<b>Number of Pre-Service classes offered at the Eastern Region Training Center</b> (all pre-service classes held off-site at a local hotel)					
FY17 Actual	FY18 Actual	FY19 Actual	FY20 Base Target	FY21 Base Target	FY22 Base Target
13	13	13	13	13	13

<b>Number of Staff Receiving Pre-Service training at the Eastern Region Training Center</b> (held off-site)					
FY17 Actual	FY18 Actual	FY19 Actual	FY20 Base Target	FY21 Base Target	FY22 Base Target
456	432	662	500	500	0

**6b. Provide a measure(s) of the programs quality.**

*\* The department is currently developing an electronic survey to measure student satisfaction .*

**NEW DECISION ITEM**

RANK: 005 OF 005

<b>Department of Corrections</b>	<b>Budget Unit</b> _____
<b>Division of Human Services</b>	
<b>DI Name: ERTC - Farmington</b>	<b>DI# 6314002</b>
	<b>HB Section</b> <u>13.005</u>

6c. Provide a measure(s) of the program's impact.

6d. Provide a measure(s) of the program's efficiency.

<b>Eastern Region Training Center Annual Trainee Lodging Costs</b>					
FY17 Actual	FY18 Actual	FY19 Actual	FY20 Base Target	FY21 Base Target	FY22 Base Target
\$100,744	\$94,138	\$131,986	\$100,000	\$100,000	\$50,000

*\* The Projected savings in FY21 is an estimate completely contingent upon the relocation of the lease space to a site more centrally located within the Eastern Region, therefore requiring fewer staff to need overnight lodging during training. The level of savings depends on exactly where the new site is located. Amount provided is based on reducing the number of staff lodged during training by half.*

<b>Eastern Region Training Center Annual Trainee Meal Costs</b>					
FY17 Actual	FY18 Actual	FY19 Actual	FY20 Base Target	FY21 Base Target	FY22 Base Target
\$61,233	\$49,824	\$65,029	\$70,000	\$75,000	\$37,500

*\* The Projected savings in FY21 is an estimate completely contingent upon the relocation of the lease space to a site more centrally located within the Eastern Region, therefore requiring fewer staff to need meal reimbursement during training. The level of savings depends on exactly where the new site is located. Amount provided is based on reducing the number of staff lodged during training by half.*



**NEW DECISION ITEM**

**RANK:** 005                      **OF** 005

<b>Department of Corrections</b>	<b>Budget Unit</b> _____
<b>Division of Human Services</b>	
<b>DI Name: ERTC - Farmington</b>	<b>DI# 6314002</b>
	<b>HB Section</b> <u>13.005</u>

**7. STRATEGIES TO ACHIEVE THE PERFORMANCE MEASUREMENT TARGETS:**

It is imperative that the office/training space meet the needs of our agency to ensure we can adequately train our staff. Public safety is improved and risk of liability is reduced when the employees of the Department of Corrections (DOC) are trained to provide effective correctional services.

The Department provides:

- 280 hours of pre-service training for all uniformed employees
- 120 hours of pre- service training for institutional non-custody staff
- 258 hours of pre-service and intermediate training for all new P&P officers
- 40 hours of in-service training for all employees

Additionally, the Department offers 40 hours of training to new supervisory/management personnel. 16 hours of annual supervision/management training and 16 hours of personal safety training to each P&P officer.

**NEW DECISION ITEM**

RANK: 005 OF 005

<b>Department: Office of Administration</b>	<b>Budget Unit</b> <u>33925C</u>
<b>Division: Accounting</b>	
<b>DI Name: ERP Space NDI</b> <span style="float:right"><b>DI# 6314003</b></span>	<b>HB Section</b> <u>13.005</u>

**1. AMOUNT OF REQUEST**

	FY 2021 Budget Request				FY 2021 Governor's Recommendation				
	GR	Federal	Other	Total	GR	Federal	Other	Total	
PS	0	0	0	0	PS	0	0	0	0
EE	537,500	0	0	537,500	EE	0	0	0	0
PSD	0	0	0	0	PSD	0	0	0	0
TRF	0	0	0	0	TRF	0	0	0	0
<b>Total</b>	<b>537,500</b>	<b>0</b>	<b>0</b>	<b>537,500</b>	<b>Total</b>	<b>0</b>	<b>0</b>	<b>0</b>	<b>0</b>
FTE	0.00	0.00	0.00	0.00	FTE	0.00	0.00	0.00	0.00

<b>Est. Fringe</b>	0	0	0	0
--------------------	---	---	---	---

*Note: Fringes budgeted in House Bill 5 except for certain fringes budgeted directly to MoDOT, Highway Patrol, and Conservation.*

<b>Est. Fringe</b>	0	0	0	0
--------------------	---	---	---	---

*Note: Fringes budgeted in House Bill 5 except for certain fringes budgeted directly to MoDOT, Highway Patrol, and Conservation.*

Other Funds:

Other Funds:

**2. THIS REQUEST CAN BE CATEGORIZED AS:**

<input type="checkbox"/> New Legislation	<input type="checkbox"/> New Program	<input type="checkbox"/> Fund Switch
<input type="checkbox"/> Federal Mandate	<input type="checkbox"/> Program Expansion	<input type="checkbox"/> Cost to Continue
<input type="checkbox"/> GR Pick-Up	<input checked="" type="checkbox"/> Space Request	<input type="checkbox"/> Equipment Replacement
<input type="checkbox"/> Pay Plan	<input type="checkbox"/> Other: _____	

**3. WHY IS THIS FUNDING NEEDED? PROVIDE AN EXPLANATION FOR ITEMS CHECKED IN #2. INCLUDE THE FEDERAL OR STATE STATUTORY OR CONSTITUTIONAL AUTHORIZATION FOR THIS PROGRAM.**

The State of Missouri is in the process of replacing SAM II, the State's legacy Enterprise Resource Planning (ERP) System. During the planning and rollout of the new system, there is a need to provide space for up to 100 additional staff. The space requirement per person is 250 square feet, totaling 25,000 square feet of space. This decision item includes the cost for utilities and janitorial.

**NEW DECISION ITEM**

RANK: 005 OF 005

<b>Department: Office of Administration</b>	<b>Budget Unit</b> <u>33925C</u>
<b>Division: Accounting</b>	
<b>DI Name: ERP Space NDI</b> <b>DI# 6314003</b>	<b>HB Section</b> <u>13.005</u>

**4. DESCRIBE THE DETAILED ASSUMPTIONS USED TO DERIVE THE SPECIFIC REQUESTED AMOUNT. (How did you determine that the requested number of FTE were appropriate? From what source or standard did you derive the requested levels of funding? Were alternatives such as outsourcing or automation considered? If based on new legislation, does request tie to TAFP fiscal note? If not, explain why. Detail which portions of the request are one-times and how those amounts were calculated.)**

The cost estimate for the space was based on the following information:

- 100 staff x 250 square feet per person = 25,000 square feet
- 25,000 square feet x \$18 = \$450,000
- 25,000 square feet x \$2.00 utilities = \$50,000 annual utilities
- 25,000 square feet x \$1.50 janitorial = \$37,500 annual janitorial
- Total = \$537,500

**5. BREAK DOWN THE REQUEST BY BUDGET OBJECT CLASS, JOB CLASS, AND FUND SOURCE. IDENTIFY ONE-TIME COSTS.**

Budget Object Class/Job Class	Dept Req GR DOLLARS	Dept Req GR FTE	Dept Req FED DOLLARS	Dept Req FED FTE	Dept Req OTHER DOLLARS	Dept Req OTHER FTE	Dept Req TOTAL DOLLARS	Dept Req TOTAL FTE	Dept Req One-Time DOLLARS
							0		
							0	0.0	
<b>Total PS</b>	<b>0</b>	<b>0.0</b>	<b>0</b>	<b>0.0</b>	<b>0</b>	<b>0.0</b>	<b>0</b>	<b>0.0</b>	<b>0</b>
180 - Fuel and Utilities	50,000						50,000		
420 - Housekeeping & Janitorial	37,500						37,500		
680 - Building Lease Payments	450,000						450,000		
							0		
<b>Total EE</b>	<b>537,500</b>		<b>0</b>		<b>0</b>		<b>537,500</b>		<b>0</b>
Program Distributions							0		
<b>Total PSD</b>	<b>0</b>		<b>0</b>		<b>0</b>		<b>0</b>		<b>0</b>
Transfers							0		
<b>Total TRF</b>	<b>0</b>		<b>0</b>		<b>0</b>		<b>0</b>		<b>0</b>
<b>Grand Total</b>	<b>537,500</b>	<b>0.0</b>	<b>0</b>	<b>0.0</b>	<b>0</b>	<b>0.0</b>	<b>537,500</b>	<b>0.0</b>	<b>0</b>

**NEW DECISION ITEM**

RANK: 005 OF 005

<b>Department: Office of Administration</b>	<b>Budget Unit</b> <u>33925C</u>
<b>Division: Accounting</b>	
<b>DI Name: ERP Space NDI</b> <span style="float:right"><b>DI# 6314003</b></span>	<b>HB Section</b> <u>13.005</u>

Budget Object Class/Job Class	Gov Rec GR DOLLARS	Gov Rec GR FTE	Gov Rec FED DOLLARS	Gov Rec FED FTE	Gov Rec OTHER DOLLARS	Gov Rec OTHER FTE	Gov Rec TOTAL DOLLARS	Gov Rec TOTAL FTE	Gov Rec One-Time DOLLARS
							0		
<b>Total PS</b>	<u>0</u>	<u>0.0</u>	<u>0</u>	<u>0.0</u>	<u>0</u>	<u>0.0</u>	<u>0</u>	<u>0.0</u>	<u>0</u>
180 - Fuel and Utilities							0		
420 - Housekeeping & Janitorial							0		
680 - Building Lease Payments							0		
<b>Total EE</b>	<u>0</u>		<u>0</u>		<u>0</u>		<u>0</u>		<u>0</u>
Program Distributions							0		
<b>Total PSD</b>	<u>0</u>		<u>0</u>		<u>0</u>		<u>0</u>		<u>0</u>
Transfers							0		
<b>Total TRF</b>	<u>0</u>		<u>0</u>		<u>0</u>		<u>0</u>		<u>0</u>
<b>Grand Total</b>	<u><u>0</u></u>	<u><u>0.0</u></u>	<u><u>0</u></u>	<u><u>0.0</u></u>	<u><u>0</u></u>	<u><u>0.0</u></u>	<u><u>0</u></u>	<u><u>0.0</u></u>	<u><u>0</u></u>

**6. PERFORMANCE MEASURES (If new decision item has an associated core, separately identify projected performance with & without additional funding.)**

- |   |  |
|---|--|
| <p>6a. Provide an activity measure(s) for the program.</p> <p>6c. Provide a measure(s) of the program's impact.</p> | <p>6b. Provide a measure(s) of the program's quality.</p> <p>6d. Provide a measure(s) of the program's efficiency.</p> |
|---|--|

**7. STRATEGIES TO ACHIEVE THE PERFORMANCE MEASUREMENT TARGETS:**

**NEW DECISION ITEM**

RANK: 005 OF 005

<b>Department Revenue</b>	<b>Budget Unit</b> <u>33902C</u>
<b>Division Missouri Lottery Commission</b>	
<b>DI Name St. Louis Office Leasing NDI</b> <span style="float:right"><b>DI# 6314004</b></span>	<b>HB Section</b> <u>13.005</u>

**1. AMOUNT OF REQUEST**

	FY 2021 Budget Request				FY 2021 Governor's Recommendation				
	GR	Federal	Other	Total	GR	Federal	Other	Total	
PS	0	0	0	0	PS	0	0	0	0
EE	0	0	116,226	116,226	EE	0	0	0	0
PSD	0	0	0	0	PSD	0	0	0	0
TRF	0	0	0	0	TRF	0	0	0	0
<b>Total</b>	<b>0</b>	<b>0</b>	<b>116,226</b>	<b>116,226</b>	<b>Total</b>	<b>0</b>	<b>0</b>	<b>0</b>	<b>0</b>
FTE	0.00	0.00	0.00	0.00	FTE	0.00	0.00	0.00	0.00

<b>Est. Fringe</b>	0	0	0	0
--------------------	---	---	---	---

*Note: Fringes budgeted in House Bill 5 except for certain fringes budgeted directly to Moot, Highway Patrol, and Conservation.*

<b>Est. Fringe</b>	0	0	0	0
--------------------	---	---	---	---

*Note: Fringes budgeted in House Bill 5 except for certain fringes budgeted directly to MoDOT, Highway Patrol, and Conservation.*

Other Funds: Lottery Enterprise Fund (0657)

Other Funds:

**2. THIS REQUEST CAN BE CATEGORIZED AS:**

<input type="checkbox"/> New Legislation	<input type="checkbox"/> New Program	<input type="checkbox"/> Fund Switch
<input type="checkbox"/> Federal Mandate	<input type="checkbox"/> Program Expansion	<input type="checkbox"/> Cost to Continue
<input type="checkbox"/> GR Pick-Up	<input checked="" type="checkbox"/> Space Request	<input type="checkbox"/> Equipment Replacement
<input type="checkbox"/> Pay Plan	<input type="checkbox"/> Other: _____	

**3. WHY IS THIS FUNDING NEEDED? PROVIDE AN EXPLANATION FOR ITEMS CHECKED IN #2. INCLUDE THE FEDERAL OR STATE STATUTORY OR CONSTITUTIONAL AUTHORIZATION FOR THIS PROGRAM.**

The St. Louis regional office houses approximately 30 Lottery staff and provides warehouse space for tickets and point of sale materials for over 1800 Lottery retailers in the St. Louis and surrounding area. In FY 2019, the St. Louis region was responsible for nearly half of the Lottery's \$1.5 billion in sales. Ticket sales in the St. Louis region have increased 51% in the last 10 years. Ticket redemptions by winners and ticket inventory and point of sale materials for retailers have increased accordingly. Additional space is needed to accommodate a larger lobby area for players and more warehouse space for tickets and point of sale materials. A corresponding transfer for the increase from the State Lottery Fund (0682) to the Lottery Enterprise Fund (0657) is not necessary as there is sufficient appropriation authority in the Transfer for Operations budget line.

**NEW DECISION ITEM**

RANK: 005 OF 005

<b>Department</b> Revenue	<b>Budget Unit</b> 33902C
<b>Division</b> Missouri Lottery Commission	
<b>DI Name</b> St. Louis Office Leasing NDI <b>DI#</b> 6314004	<b>HB Section</b> 13.005

**4. DESCRIBE THE DETAILED ASSUMPTIONS USED TO DERIVE THE SPECIFIC REQUESTED AMOUNT. (How did you determine that the requested number of FTE were appropriate? From what source or standard did you derive the requested levels of funding? Were alternatives such as outsourcing or automation considered? If based on new legislation, does request tie to TAFP fiscal note? If not, explain why. Detail which portions of the request are one-times and how those amounts were calculated.)**

Current square footage at Lottery's St. Louis regional office is 10,085. It's estimated 14,000 (9,000 office plus 5,000 warehouse) square feet is needed to accommodate increased ticket redemptions and ticket and point of sale inventory as a result of increased sales volume in the St. Louis area. Leased office space and warehouse space in the St. Louis area is estimated at \$21 and \$6 per square foot, respectively, plus \$2 per square foot for utilities and \$1.5 per square foot for janitorial, for a total cost of \$268,000. Current funding is \$151,774 so the difference of \$116,226 is being requested as a new decision item.

**5. BREAK DOWN THE REQUEST BY BUDGET OBJECT CLASS, JOB CLASS, AND FUND SOURCE. IDENTIFY ONE-TIME COSTS.**

Budget Object Class/Job Class	Dept Req GR DOLLARS	Dept Req GR FTE	Dept Req FED DOLLARS	Dept Req FED FTE	Dept Req OTHER DOLLARS	Dept Req OTHER FTE	Dept Req TOTAL DOLLARS	Dept Req TOTAL FTE	Dept Req One-Time DOLLARS
							0		
<b>Total PS</b>	<b>0</b>	<b>0.0</b>	<b>0</b>	<b>0.0</b>	<b>0</b>	<b>0.0</b>	<b>0</b>	<b>0.0</b>	<b>0</b>
180 - Fuel and Utilities					6,969		6,969		
420 - Housekeeping & Janitorial					5,226		5,226		
680 - Building Lease Payments					104,031		104,031		
<b>Total EE</b>	<b>0</b>		<b>0</b>		<b>116,226</b>		<b>116,226</b>		<b>0</b>
Program Distributions							0		
<b>Total PSD</b>	<b>0</b>		<b>0</b>		<b>0</b>		<b>0</b>		<b>0</b>
Transfers							0		
<b>Total TRF</b>	<b>0</b>		<b>0</b>		<b>0</b>		<b>0</b>		<b>0</b>
<b>Grand Total</b>	<b>0</b>	<b>0.0</b>	<b>0</b>	<b>0.0</b>	<b>116,226</b>	<b>0.0</b>	<b>116,226</b>	<b>0.0</b>	<b>0</b>

**NEW DECISION ITEM**

RANK: 005 OF 005

Department Revenue		Budget Unit		33902C					
Division Missouri Lottery Commission									
DI Name St. Louis Office Leasing NDI		DI# 6314004		HB Section		13.005			
Budget Object Class/Job Class	Gov Rec GR DOLLARS	Gov Rec GR FTE	Gov Rec FED DOLLARS	Gov Rec FED FTE	Gov Rec OTHER DOLLARS	Gov Rec OTHER FTE	Gov Rec TOTAL DOLLARS	Gov Rec TOTAL FTE	Gov Rec One-Time DOLLARS
							0		
							0	0.0	
<b>Total PS</b>	<b>0</b>	<b>0.0</b>	<b>0</b>	<b>0.0</b>	<b>0</b>	<b>0.0</b>	<b>0</b>	<b>0.0</b>	<b>0</b>
180 - Fuel and Utilities							0		
420 - Housekeeping & Janitorial							0		
680 - Building Lease Payments							0		
							0		
<b>Total EE</b>	<b>0</b>		<b>0</b>		<b>0</b>		<b>0</b>		<b>0</b>
Program Distributions							0		
<b>Total PSD</b>	<b>0</b>		<b>0</b>		<b>0</b>		<b>0</b>		<b>0</b>
Transfers							0		
<b>Total TRF</b>	<b>0</b>		<b>0</b>		<b>0</b>		<b>0</b>		<b>0</b>
<b>Grand Total</b>	<b>0</b>	<b>0.0</b>	<b>0</b>	<b>0.0</b>	<b>0</b>	<b>0.0</b>	<b>0</b>	<b>0.0</b>	<b>0</b>

**NEW DECISION ITEM**

RANK: 005 OF 005

Department <u>Revenue</u>	Budget Unit <u>33902C</u>
Division <u>Missouri Lottery Commission</u>	
DI Name <u>St. Louis Office Leasing NDI</u> DI# <u>6314004</u>	HB Section <u>13.005</u>

**6. PERFORMANCE MEASURES (If new decision item has an associated core, separately identify projected performance with & without additional funding.)**

**6a. Provide an activity measure(s) for the program.**

- 1.) Lottery Retailers - 4,600 Lottery retailers across the state received \$85.5 million in retailer commissions and incentives in FY 2019 (unaudited).
- 2.) Lottery Players - \$1.0 billion paid to players in prizes in FY 2019 (unaudited).
- 3.) Minority and Women-owned Businesses - \$17.2 million and \$6.5 million to minority and women-owned businesses, respectively, in FY 2019, for participation rates of 12% and 5%, respectively.

**6b. Provide a measure(s) of the program's quality.**

- 1.) Player Satisfaction - Increases in ticket sales reflect player satisfaction. FY 2019 sales were \$1.5 billion (unaudited), the highest in Missouri Lottery history.
- 2.) Retailer Satisfaction - 2018 retailer satisfaction survey showed an overall satisfaction with the Lottery of 4.43 out of 5, up from 2017's rating of 4.26 and 2016's rating of 4.06.
- 3.) Responsible Gaming - Missouri Lottery has achieved Level 4 certification through the World Lottery Association's responsible gaming framework, the highest certification status. Only 8 US lotteries have achieved Level 4 status. Missouri Lottery also offers a self-exclusion program for players who classify themselves as problem gamblers.
- 4.) Statutory audits - Missouri Lottery is audited by the State Auditor's Office (SAO) every two years and annually by an independent certified public accounting (CPA) firm, consistently receiving "Good" ratings from the SAO and unmodified opinions from the independent CPA firm. The most recent SAO audit, covering the two years ended June 30, 2018, contained no findings and an "Excellent" rating.
- 5.) Excellence in Reporting- Missouri Lottery has received the Government Finance Officers Association Certificate of Achievement for Excellence in Financial Reporting for its Comprehensive Annual Financial Report for each of the last 19 years. In order to be awarded a Certificate of Achievement, a government entity must publish an easily readable and efficiently organized comprehensive annual financial report. This report must satisfy both generally accepted accounting principles and applicable legal requirements. Comprehensive Annual Financial Reports can be found on our website.



NEW DECISION ITEM

RANK: 005 OF 005

Department <u>Revenue</u>	Budget Unit <u>33902C</u>
Division <u>Missouri Lottery Commission</u>	
DI Name <u>St. Louis Office Leasing NDI</u> DI# <u>6314004</u>	HB Section <u>13.005</u>

**6c. Provide a measure(s) of the program's impact.**

- 1.) Annual Transfers to Education - FY 19 proceeds to education were \$323 million, the highest in Lottery history.
- 2.) State Tax Withholdings and Debt Offsets on Lottery Winnings - In FY 2019, the Lottery remitted \$5.6 million in state tax withholdings to Missouri Department of Revenue and \$666,000 in debt offsets to various state agencies from Lottery prize winnings.

**6d. Provide a measure(s) of the program's efficiency.**

In FY 17, Missouri Lottery's administrative expenses were 4.46% of sales compared to the FY 17 U.S. Lottery industry average of 7.20% and the contiguous state lotteries' average of 6.79%. In FY 18, Missouri Lottery's administrative expenses were 4.62% of sales.

**7. STRATEGIES TO ACHIEVE THE PERFORMANCE MEASUREMENT TARGETS:**

- Continue the strategic planning process.
- Monitor divisional operational plans.
- Monitor sales force sales goals and retailer sales goals.
- Implement creative player and retailer promotions.
- Effective and efficient use of advertising dollars.

**NEW DECISION ITEM**

RANK: 005 OF 005

<b>Judiciary</b>	<b>Budget Unit</b> <u>34460C</u>
<b>Office of State Courts Administration</b>	
<b>DI Name</b> Increase in Annual Lease Cost <span style="float:right"><b>DI#</b> 6314005</span>	<b>HB Section</b> <u>13.005</u>

**1. AMOUNT OF REQUEST**

	FY 2021 Budget Request				FY 2021 Governor's Recommendation			
	GR	Federal	Other	Total	GR	Federal	Other	Total
<b>PS</b>	0	0	0	0	<b>PS</b>	0	0	0
<b>EE</b>	593,008	3,450	21,150	617,608	<b>EE</b>	0	0	0
<b>PSD</b>	0	0	0	0	<b>PSD</b>	0	0	0
<b>TRF</b>	0	0	0	0	<b>TRF</b>	0	0	0
<b>Total</b>	<b>593,008</b>	<b>3,450</b>	<b>21,150</b>	<b>617,608</b>	<b>Total</b>	<b>0</b>	<b>0</b>	<b>0</b>
<b>FTE</b>	<b>0.00</b>	<b>0.00</b>	<b>0.00</b>	<b>0.00</b>	<b>FTE</b>	<b>0.00</b>	<b>0.00</b>	<b>0.00</b>

<b>Est. Fringe</b>	0	0	0	0
--------------------	---	---	---	---

*Note: Fringes budgeted in House Bill 5 except for certain fringes budgeted directly to MoDOT, Highway Patrol, and Conservation.*

<b>Est. Fringe</b>	0	0	0	0
--------------------	---	---	---	---

*Note: Fringes budgeted in House Bill 5 except for certain fringes budgeted directly to MoDOT, Highway Patrol, and Conservation.*

Other Funds: Judicial Education and Training Fund (0847)  
Federal Fund (0137)

Other Funds:

**2. THIS REQUEST CAN BE CATEGORIZED AS:**

<input type="checkbox"/> New Legislation	<input type="checkbox"/> New Program	<input type="checkbox"/> Fund Switch
<input type="checkbox"/> Federal Mandate	<input type="checkbox"/> Program Expansion	<input type="checkbox"/> Cost to Continue
<input type="checkbox"/> GR Pick-Up	<input type="checkbox"/> Space Request	<input type="checkbox"/> Equipment Replacement
<input type="checkbox"/> Pay Plan	<input checked="" type="checkbox"/> Other: <u>Increase in annual lease cost.</u>	

**3. WHY IS THIS FUNDING NEEDED? PROVIDE AN EXPLANATION FOR ITEMS CHECKED IN #2. INCLUDE THE FEDERAL OR STATE STATUTORY OR CONSTITUTIONAL AUTHORIZATION FOR THIS PROGRAM.**

Funding is needed for the Office of State Courts Administrator (OSCA) to move from multiple leased buildings into one leased building. OSCA currently operates out of three buildings plus warehouse space in a fourth location. This budget request would facilitate the consolidation of OSCA into one building.

**NEW DECISION ITEM**

RANK: 005                      OF 005

<b>Judiciary</b>	<b>Budget Unit</b>	<b>34460C</b>
<b>Office of State Courts Administration</b>		
<b>DI Name Increase in Annual Lease Cost</b>	<b>DI# 6314005</b>	<b>HB Section 13.005</b>

**4. DESCRIBE THE DETAILED ASSUMPTIONS USED TO DERIVE THE SPECIFIC REQUESTED AMOUNT. (How did you determine that the requested number of FTE were appropriate? From what source or standard did you derive the requested levels of funding? Were alternatives such as outsourcing or automation considered? If based on new legislation, does request tie to TAFP fiscal note? If not, explain why. Detail which portions of the request are one-times and how those amounts were calculated.)**

Projected annual lease cost for one building (projected at 60,000 square feet x \$18 per square foot)	<u>\$1,080,000</u>
Existing Annual Lease Costs:	
Alameda	\$90,279
Constitution	\$293,723
Industrial	\$258,390
Total Lease Cost	<u>\$642,392</u>
Projected annual increase in lease	<u>\$437,608</u>
Two months of new building lease as cost overlap with existing lease for moving time (one-time cost):	
(\$1,080,000/12) x 2	<u>\$180,000</u>
	<u><u>\$617,608</u></u>

**NEW DECISION ITEM**

RANK: 005 OF 005

<b>Judiciary</b>	<b>Budget Unit</b> <u>34460C</u>
<b>Office of State Courts Administration</b>	
<b>DI Name Increase in Annual Lease Cost</b> <u>DI# 6314005</u>	<b>HB Section</b> <u>13.005</u>

**5. BREAK DOWN THE REQUEST BY BUDGET OBJECT CLASS, JOB CLASS, AND FUND SOURCE. IDENTIFY ONE-TIME COSTS.**

	Dept Req	Dept Req	Dept Req FED	Dept Req	Dept Req	Dept Req	Dept Req	Dept Req	Dept Req
Budget Object Class/Job Class	GR DOLLARS	GR FTE	DOLL ARS	FED FTE	OTHER DOLLARS	OTHER FTE	TOTAL DOLLARS	TOTAL FTE	One-Time DOLLARS
							0	0.0	
<b>Total PS</b>	<b>0</b>	<b>0.0</b>	<b>0</b>	<b>0.0</b>	<b>0</b>	<b>0.0</b>	<b>0</b>	<b>0.0</b>	<b>0</b>
680 Building Lease Payments	593,008		3,450		21,150		617,608		180,000
<b>Total EE</b>	<b>593,008</b>		<b>3,450</b>		<b>21,150</b>		<b>617,608</b>		<b>180,000</b>
Program Distributions							0		
<b>Total PSD</b>	<b>0</b>		<b>0</b>		<b>0</b>		<b>0</b>		<b>0</b>
Transfers							0		
<b>Total TRF</b>	<b>0</b>		<b>0</b>		<b>0</b>		<b>0</b>		<b>0</b>
<b>Grand Total</b>	<b>593,008</b>	<b>0.0</b>	<b>3,450</b>	<b>0.0</b>	<b>21,150</b>	<b>0.0</b>	<b>617,608</b>	<b>0.0</b>	<b>180,000</b>

**NEW DECISION ITEM**

RANK: 005 OF 005

<b>Judiciary</b>	<b>Budget Unit</b> <u>34460C</u>
<b>Office of State Courts Administration</b>	
<b>DI Name Increase in Annual Lease Cost</b>	<b>DI# 6314005</b>
	<b>HB Section</b> <u>13.005</u>

	Gov Rec	Gov Rec	Gov Rec	Gov Rec	Gov Rec	Gov Rec	Gov Rec	Gov Rec	Gov Rec
Budget Object Class/Job Class	GR	GR	DOLL	FED	OTHER	OTHER	TOTAL	TOTAL	One-Time
	DOLLARS	FTE	ARS	FTE	DOLLARS	FTE	DOLLARS	FTE	DOLLARS
							0		
							0	0.0	
<b>Total PS</b>	<u>0</u>	<u>0.0</u>	<u>0</u>	<u>0.0</u>	<u>0</u>	<u>0.0</u>	<u>0</u>	<u>0.0</u>	<u>0</u>
							0		
<b>Total EE</b>	<u>0</u>		<u>0</u>		<u>0</u>		<u>0</u>		<u>0</u>
Program Distributions							0		
<b>Total PSD</b>	<u>0</u>		<u>0</u>		<u>0</u>		<u>0</u>		<u>0</u>
Transfers							0		
<b>Total TRF</b>	<u>0</u>		<u>0</u>		<u>0</u>		<u>0</u>		<u>0</u>
<b>Grand Total</b>	<u>0</u>	<u>0.0</u>	<u>0</u>	<u>0.0</u>	<u>0</u>	<u>0.0</u>	<u>0</u>	<u>0.0</u>	<u>0</u>

**NEW DECISION ITEM**

**RANK:** 005

**OF** 005

<b>Judiciary</b>	<b>Budget Unit</b>	<b>34460C</b>
<b>Office of State Courts Administration</b>		
<b>DI Name Increase in Annual Lease Cost</b>	<b>DI# 6314005</b>	<b>HB Section 13.005</b>

**6. PERFORMANCE MEASURES (If new decision item has an associated core, separately identify projected performance with & without additional funding.)**

<b>6a. Provide an activity measure(s) for the program.</b> not applicable	<b>6b. Provide a measure(s) of the program's quality.</b> not applicable
<b>6c. Provide a measure(s) of the program's impact.</b> not applicable	<b>6d. Provide a measure(s) of the program's efficiency.</b> not applicable

**7. STRATEGIES TO ACHIEVE THE PERFORMANCE MEASUREMENT TARGETS:**

This budget request would facilitate the consolidation of OSCA into one building.

**NEW DECISION ITEM**

RANK: 2 OF \_\_\_\_\_

<b>Department:</b> Office of Administration	<b>Budget Unit</b> <u>Multiples</u>
<b>Division:</b> Facilities Management, Design and Construction	
<b>DI Name</b> Pay Plan - FY 2020 Cost to Continue <b>DI#</b> 0000013	<b>HB Section</b> <u>Multiples</u>

**1. AMOUNT OF REQUEST**

	FY 2021 Budget Request					FY 2021 Governor's Recommendation			
	GR	Federal	Other	Total		GR	Federal	Other	Total
<b>PS</b>	270,083	34,871	23,031	327,985	<b>PS</b>	0	0	0	0
<b>EE</b>	0	0	0	0	<b>EE</b>	0	0	0	0
<b>PSD</b>	0	0	0	0	<b>PSD</b>	0	0	0	0
<b>TRF</b>	0	0	0	0	<b>TRF</b>	0	0	0	0
<b>Total</b>	<u>270,083</u>	<u>34,871</u>	<u>23,031</u>	<u>327,985</u>	<b>Total</b>	<u>0</u>	<u>0</u>	<u>0</u>	<u>0</u>
<b>FTE</b>	<b>0.00</b>	<b>0.00</b>	<b>0.00</b>	<b>0.00</b>	<b>FTE</b>	<b>0.00</b>	<b>0.00</b>	<b>0.00</b>	<b>0.00</b>

<b>Est. Fringe</b>	86,697	11,194	7,393	105,283
--------------------	--------	--------	-------	---------

*Note: Fringes budgeted in House Bill 5 except for certain fringes budgeted directly to MoDOT, Highway Patrol, and Conservation.*

<b>Est. Fringe</b>	0	0	0	0
--------------------	---	---	---	---

*Note: Fringes budgeted in House Bill 5 except for certain fringes budgeted directly to MoDOT, Highway Patrol, and Conservation.*

Other Funds:

Other Funds:

**2. THIS REQUEST CAN BE CATEGORIZED AS:**

<input type="checkbox"/> New Legislation	<input type="checkbox"/> New Program	<input type="checkbox"/> Fund Switch
<input type="checkbox"/> Federal Mandate	<input type="checkbox"/> Program Expansion	<input type="checkbox"/> Cost to Continue
<input type="checkbox"/> GR Pick-Up	<input type="checkbox"/> Space Request	<input type="checkbox"/> Equipment Replacement
<input checked="" type="checkbox"/> Pay Plan	<input type="checkbox"/> Other: _____	

**3. WHY IS THIS FUNDING NEEDED? PROVIDE AN EXPLANATION FOR ITEMS CHECKED IN #2. INCLUDE THE FEDERAL OR STATE STATUTORY OR CONSTITUTIONAL AUTHORIZATION FOR THIS PROGRAM.**

The FY 2020 budget includes appropriation authority for a 3% pay increase for employees beginning January 1, 2020. The remaining six months were unfunded, but the stated intent of the legislature was to provide the funding in FY 2021.

**NEW DECISION ITEM**

RANK: 2 OF \_\_\_\_\_

<b>Department: Office of Administration</b>			<b>Budget Unit</b>	<u>Multiples</u>
<b>Division: Facilities Management, Design and Construction</b>				
<b>DI Name</b>	<b>Pay Plan - FY 2020 Cost to Continue</b>	<b>DI# 0000013</b>	<b>HB Section</b>	<u>Multiples</u>

**4. DESCRIBE THE DETAILED ASSUMPTIONS USED TO DERIVE THE SPECIFIC REQUESTED AMOUNT. (How did you determine that the requested number of FTE were appropriate? From what source or standard did you derive the requested levels of funding? Were alternatives such as outsourcing or automation considered? If based on new legislation, does request tie to TAFP fiscal note? If not, explain why. Detail which portions of the request are one-times and how those amounts were calculated.)**

The appropriated amount for the Fiscal Year 2020 pay plan was based on a 3% pay increase for employees beginning January 1, 2020. The Fiscal Year 2021 requested amount is equivalent to the remaining six months in order to provide the core funding necessary for a full fiscal year.

**5. BREAK DOWN THE REQUEST BY BUDGET OBJECT CLASS, JOB CLASS, AND FUND SOURCE. IDENTIFY ONE-TIME COSTS.**

<b>Budget Object Class/Job Class</b>	<b>Dept Req GR DOLLARS</b>	<b>Dept Req GR FTE</b>	<b>Dept Req FED DOLLARS</b>	<b>Dept Req FED FTE</b>	<b>Dept Req OTHER DOLLARS</b>	<b>Dept Req OTHER FTE</b>	<b>Dept Req TOTAL DOLLARS</b>	<b>Dept Req TOTAL FTE</b>	<b>Dept Req One-Time DOLLARS</b>
100-Salaries and Wages	270,083		34,871		23,031		327,985	0.0	
<b>Total PS</b>	<b>270,083</b>	<b>0.0</b>	<b>34,871</b>	<b>0.0</b>	<b>23,031</b>	<b>0.0</b>	<b>327,985</b>	<b>0.0</b>	<b>0</b>
<b>Grand Total</b>	<b>270,083</b>	<b>0.0</b>	<b>34,871</b>	<b>0.0</b>	<b>23,031</b>	<b>0.0</b>	<b>327,985</b>	<b>0.0</b>	<b>0</b>

<b>Budget Object Class/Job Class</b>	<b>Gov Rec GR DOLLARS</b>	<b>Gov Rec GR FTE</b>	<b>Gov Rec FED DOLLARS</b>	<b>Gov Rec FED FTE</b>	<b>Gov Rec OTHER DOLLARS</b>	<b>Gov Rec OTHER FTE</b>	<b>Gov Rec TOTAL DOLLARS</b>	<b>Gov Rec TOTAL FTE</b>	<b>Gov Rec One-Time DOLLARS</b>
100-Salaries and Wages							0	0.0	
<b>Total PS</b>	<b>0</b>	<b>0.0</b>	<b>0</b>	<b>0.0</b>	<b>0</b>	<b>0.0</b>	<b>0</b>	<b>0.0</b>	<b>0</b>
<b>Grand Total</b>	<b>0</b>	<b>0.0</b>	<b>0</b>	<b>0.0</b>	<b>0</b>	<b>0.0</b>	<b>0</b>	<b>0.0</b>	<b>0</b>



**NEW DECISION ITEM**

RANK: 2 OF \_\_\_\_\_

<b>Department:</b> Office of Administration	<b>Budget Unit</b> <u>Multiples</u>
<b>Division:</b> Facilities Management, Design and Construction	
<b>DI Name</b> Market Adjustment Pay Plan - FY 2020	
<b>Cost to Continue</b> <span style="float:right"><b>DI#</b> 0000014</span>	<b>HB Section</b> <u>Multiples</u>

**1. AMOUNT OF REQUEST**

	FY 2021 Budget Request			
	GR	Federal	Other	Total
<b>PS</b>	564,481	46,612	29,303	640,396
<b>EE</b>	0	0	0	0
<b>PSD</b>	0	0	0	0
<b>TRF</b>	0	0	0	0
<b>Total</b>	<u>564,481</u>	<u>46,612</u>	<u>29,303</u>	<u>640,396</u>
<b>FTE</b>	<b>0.00</b>	<b>0.00</b>	<b>0.00</b>	<b>0.00</b>

	FY 2021 Governor's Recommendation			
	GR	Federal	Other	Total
<b>PS</b>	0	0	0	0
<b>EE</b>	0	0	0	0
<b>PSD</b>	0	0	0	0
<b>TRF</b>	0	0	0	0
<b>Total</b>	<u>0</u>	<u>0</u>	<u>0</u>	<u>0</u>
<b>FTE</b>	<b>0.00</b>	<b>0.00</b>	<b>0.00</b>	<b>0.00</b>

<b>Est. Fringe</b>	181,198	14,962	9,406	205,567
--------------------	---------	--------	-------	---------

*Note: Fringes budgeted in House Bill 5 except for certain fringes budgeted directly to MoDOT, Highway Patrol, and Conservation.*

<b>Est. Fringe</b>	0	0	0	0
--------------------	---	---	---	---

*Note: Fringes budgeted in House Bill 5 except for certain fringes budgeted directly to MoDOT, Highway Patrol, and Conservation.*

Other Funds:

Other Funds:

**2. THIS REQUEST CAN BE CATEGORIZED AS:**

<input type="checkbox"/> New Legislation	<input type="checkbox"/> New Program	<input type="checkbox"/> Fund Switch
<input type="checkbox"/> Federal Mandate	<input type="checkbox"/> Program Expansion	<input type="checkbox"/> Cost to Continue
<input type="checkbox"/> GR Pick-Up	<input type="checkbox"/> Space Request	<input type="checkbox"/> Equipment Replacement
<input checked="" type="checkbox"/> Pay Plan	<input type="checkbox"/> Other: _____	

**3. WHY IS THIS FUNDING NEEDED? PROVIDE AN EXPLANATION FOR ITEMS CHECKED IN #2. INCLUDE THE FEDERAL OR STATE STATUTORY OR CONSTITUTIONAL AUTHORIZATION FOR THIS PROGRAM.**

The FY 2020 budget includes appropriation authority for a pay plan associated with the recently completed compensation study to move employee salaries to market-based minimums, with increases capped at 15%. The pay plan begins on January 1, 2020. The remaining six months were unfunded, but the stated intent of the legislature was to provide the funding in FY 2021.

**NEW DECISION ITEM**

RANK: 2 OF \_\_\_\_\_

<b>Department: Office of Administration</b>		<b>Budget Unit</b> <u>    Multiples    </u>
<b>Division: Facilities Management, Design and Construction</b>		
<b>DI Name</b> <u>Market Adjustment Pay Plan - FY 2020</u>	<b>DI#</b> <u>0000014</u>	<b>HB Section</b> <u>    Multiples    </u>
<b>Cost to Continue</b>		

**4. DESCRIBE THE DETAILED ASSUMPTIONS USED TO DERIVE THE SPECIFIC REQUESTED AMOUNT. (How did you determine that the requested number of FTE were appropriate? From what source or standard did you derive the requested levels of funding? Were alternatives such as outsourcing or automation considered? If based on new legislation, does request tie to TAFP fiscal note? If not, explain why. Detail which portions of the request are one-times and how those amounts were calculated.)**

The appropriated amount for the Fiscal Year 2020 pay plan was based on a CBIZ compensation study which identified job classes below the market median pay level and job classes below the market-based minimum, with salary increases beginning on January 1, 2020. The Fiscal Year 2021 requested amount will provide funding for salary increases for impacted employees for a full fiscal year.

**5. BREAK DOWN THE REQUEST BY BUDGET OBJECT CLASS, JOB CLASS, AND FUND SOURCE. IDENTIFY ONE-TIME COSTS.**

Budget Object Class/Job Class	Dept Req GR DOLLARS	Dept Req GR FTE	Dept Req FED DOLLARS	Dept Req FED FTE	Dept Req OTHER DOLLARS	Dept Req OTHER FTE	Dept Req TOTAL DOLLARS	Dept Req TOTAL FTE	Dept Req One-Time DOLLARS
100-Salaries and Wages	564,481		46,612		29,303		640,396	0.0	
<b>Total PS</b>	<b>564,481</b>	<b>0.0</b>	<b>46,612</b>	<b>0.0</b>	<b>29,303</b>	<b>0.0</b>	<b>640,396</b>	<b>0.0</b>	<b>0</b>
<b>Grand Total</b>	<b>564,481</b>	<b>0.0</b>	<b>46,612</b>	<b>0.0</b>	<b>29,303</b>	<b>0.0</b>	<b>640,396</b>	<b>0.0</b>	<b>0</b>

Budget Object Class/Job Class	Gov Rec GR DOLLARS	Gov Rec GR FTE	Gov Rec FED DOLLARS	Gov Rec FED FTE	Gov Rec OTHER DOLLARS	Gov Rec OTHER FTE	Gov Rec TOTAL DOLLARS	Gov Rec TOTAL FTE	Gov Rec One-Time DOLLARS
100-Salaries and Wages							0	0.0	
<b>Total PS</b>	<b>0</b>	<b>0.0</b>	<b>0</b>	<b>0.0</b>	<b>0</b>	<b>0.0</b>	<b>0</b>	<b>0.0</b>	<b>0</b>
<b>Grand Total</b>	<b>0</b>	<b>0.0</b>	<b>0</b>	<b>0.0</b>	<b>0</b>	<b>0.0</b>	<b>0</b>	<b>0.0</b>	<b>0</b>