



Appropriations

REQUEST



Missouri Department of Transportation • Fiscal Year 2021

Governor's Recommendation
Book 2 of 2

DECISION ITEM SUMMARY

Budget Unit								
Decision Item	FY 2019	FY 2019	FY 2020	FY 2020	FY 2021	FY 2021	FY 2021	FY 2021
Budget Object Summary	ACTUAL	ACTUAL	BUDGET	BUDGET	DEPT REQ	DEPT REQ	GOV REC	GOV REC
Fund	DOLLAR	FTE	DOLLAR	FTE	DOLLAR	FTE	DOLLAR	FTE
MULTIMODAL OPERATIONS ADMIN								
CORE								
PERSONAL SERVICES								
MULTIMODAL OPERATIONS FEDERAL	275,482	5.38	327,042	5.99	327,042	5.99	327,042	5.99
STATE ROAD	440,211	7.77	487,295	8.15	487,295	8.15	487,295	8.15
RAILROAD EXPENSE	388,708	8.01	484,320	9.12	484,320	9.12	484,320	9.12
STATE TRANSPORTATION FUND	115,157	1.94	167,235	2.95	167,235	2.95	167,235	2.95
AVIATION TRUST FUND	487,665	8.56	520,351	9.47	520,351	9.47	520,351	9.47
TOTAL - PS	1,707,223	31.66	1,986,243	35.68	1,986,243	35.68	1,986,243	35.68
EXPENSE & EQUIPMENT								
MULTIMODAL OPERATIONS FEDERAL	28,265	0.00	251,600	0.00	251,600	0.00	251,600	0.00
STATE ROAD	22,536	0.00	39,852	0.00	39,852	0.00	39,852	0.00
RAILROAD EXPENSE	91,119	0.00	145,000	0.00	145,292	0.00	145,292	0.00
STATE TRANSPORTATION FUND	21,109	0.00	26,220	0.00	26,220	0.00	26,220	0.00
AVIATION TRUST FUND	23,342	0.00	24,827	0.00	24,827	0.00	24,827	0.00
TOTAL - EE	186,371	0.00	487,499	0.00	487,791	0.00	487,791	0.00
PROGRAM-SPECIFIC								
MULTIMODAL OPERATIONS FEDERAL	0	0.00	18,000	0.00	18,000	0.00	18,000	0.00
TOTAL - PD	0	0.00	18,000	0.00	18,000	0.00	18,000	0.00
TOTAL	1,893,594	31.66	2,491,742	35.68	2,492,034	35.68	2,492,034	35.68
CTC FY20 MoDOT Pay Plan - 1605005								
PERSONAL SERVICES								
MULTIMODAL OPERATIONS FEDERAL	0	0.00	0	0.00	5,448	0.00	5,448	0.00
STATE ROAD	0	0.00	0	0.00	9,798	0.00	9,798	0.00
RAILROAD EXPENSE	0	0.00	0	0.00	10,824	0.00	10,824	0.00
STATE TRANSPORTATION FUND	0	0.00	0	0.00	2,550	0.00	2,550	0.00
AVIATION TRUST FUND	0	0.00	0	0.00	9,684	0.00	9,684	0.00
TOTAL - PS	0	0.00	0	0.00	38,304	0.00	38,304	0.00
TOTAL	0	0.00	0	0.00	38,304	0.00	38,304	0.00

DECISION ITEM SUMMARY

Budget Unit									
Decision Item	FY 2019	FY 2019	FY 2020	FY 2020	FY 2021	FY 2021	FY 2021	FY 2021	
Budget Object Summary	ACTUAL	ACTUAL	BUDGET	BUDGET	DEPT REQ	DEPT REQ	GOV REC	GOV REC	
Fund	DOLLAR	FTE	DOLLAR	FTE	DOLLAR	FTE	DOLLAR	FTE	
MULTIMODAL OPERATIONS ADMIN									
Mileage Reimburse Rate Incr - 0000015									
EXPENSE & EQUIPMENT									
RAILROAD EXPENSE	0	0.00	0	0.00	407	0.00	0	0.00	
TOTAL - EE	0	0.00	0	0.00	407	0.00	0	0.00	
TOTAL	0	0.00	0	0.00	407	0.00	0	0.00	
MoDOT Pay Plan - 1605006									
PERSONAL SERVICES									
MULTIMODAL OPERATIONS FEDERAL	0	0.00	0	0.00	2,439	0.00	2,439	0.00	
STATE ROAD	0	0.00	0	0.00	3,658	0.00	3,658	0.00	
RAILROAD EXPENSE	0	0.00	0	0.00	3,273	0.00	3,273	0.00	
STATE TRANSPORTATION FUND	0	0.00	0	0.00	1,130	0.00	1,130	0.00	
AVIATION TRUST FUND	0	0.00	0	0.00	3,872	0.00	3,872	0.00	
TOTAL - PS	0	0.00	0	0.00	14,372	0.00	14,372	0.00	
TOTAL	0	0.00	0	0.00	14,372	0.00	14,372	0.00	
FY21 Market Adjust Pay Plan - 1605007									
PERSONAL SERVICES									
MULTIMODAL OPERATIONS FEDERAL	0	0.00	0	0.00	212	0.00	212	0.00	
STATE ROAD	0	0.00	0	0.00	393	0.00	393	0.00	
RAILROAD EXPENSE	0	0.00	0	0.00	348	0.00	348	0.00	
STATE TRANSPORTATION FUND	0	0.00	0	0.00	121	0.00	121	0.00	
AVIATION TRUST FUND	0	0.00	0	0.00	1,926	0.00	1,926	0.00	
TOTAL - PS	0	0.00	0	0.00	3,000	0.00	3,000	0.00	
TOTAL	0	0.00	0	0.00	3,000	0.00	3,000	0.00	
FY21 Pilot Program - 1605008									
PERSONAL SERVICES									
MULTIMODAL OPERATIONS FEDERAL	0	0.00	0	0.00	1,476	0.00	0	0.00	
STATE ROAD	0	0.00	0	0.00	410	0.00	0	0.00	
RAILROAD EXPENSE	0	0.00	0	0.00	1,152	0.00	0	0.00	
STATE TRANSPORTATION FUND	0	0.00	0	0.00	450	0.00	0	0.00	

DECISION ITEM SUMMARY

Budget Unit								
Decision Item	FY 2019	FY 2019	FY 2020	FY 2020	FY 2021	FY 2021	FY 2021	FY 2021
Budget Object Summary	ACTUAL	ACTUAL	BUDGET	BUDGET	DEPT REQ	DEPT REQ	GOV REC	GOV REC
Fund	DOLLAR	FTE	DOLLAR	FTE	DOLLAR	FTE	DOLLAR	FTE
MULTIMODAL OPERATIONS ADMIN								
FY21 Pilot Program - 1605008								
PERSONAL SERVICES								
AVIATION TRUST FUND	0	0.00	0	0.00	2,036	0.00	0	0.00
TOTAL - PS	0	0.00	0	0.00	5,524	0.00	0	0.00
TOTAL	0	0.00	0	0.00	5,524	0.00	0	0.00
GRAND TOTAL	\$1,893,594	31.66	\$2,491,742	35.68	\$2,553,641	35.68	\$2,547,710	35.68

CORE DECISION ITEM

Department of Transportation	Budget Unit: <u>Multimodal Operations</u>
Division: Multimodal Operations	
Core: Multimodal Administration	HB Section: <u>4.455</u>

1. CORE FINANCIAL SUMMARY

	FY 2021 Budget Request				FY 2021 Governor's Recommendation				
	GR	Federal	Other	Total	GR	Federal	Other	Total	
PS	\$0	\$327,042	\$1,659,201	\$1,986,243	PS	\$0	\$327,042	\$1,659,201	\$1,986,243
EE	\$0	\$251,600	\$236,191	\$487,791	EE	\$0	\$251,600	\$236,191	\$487,791
PSD	\$0	\$18,000	\$0	\$18,000	PSD	\$0	\$18,000	\$0	\$18,000
TRF	\$0	\$0	\$0	\$0	TRF	\$0	\$0	\$0	\$0
Total	\$0	\$596,642	\$1,895,392	\$2,492,034	Total	\$0	\$596,642	\$1,895,392	\$2,492,034
FTE	0.00	5.99	29.69	35.68	FTE	0.00	5.99	29.69	35.68
HB 4	\$0	\$244,445	\$1,249,152	\$1,493,597	HB 4	\$0	\$244,445	\$1,249,152	\$1,493,597
HB 5	\$0	\$25,248	\$128,090	\$153,338	HB 5	\$0	\$25,248	\$128,090	\$153,338
<i>Note: Fringes budgeted in House Bill 5 except for certain fringes budgeted directly to MoDOT, Highway Patrol, and Conservation.</i>					<i>Note: Fringes budgeted in House Bill 5 except for certain fringes budgeted directly to MoDOT, Highway Patrol, and Conservation.</i>				
Other Funds:	State Road Fund (0320), Railroad Expense Fund (0659), State Transportation Fund (0675), Aviation Trust Fund (0952)				Other Funds:	State Road Fund (0320), Railroad Expense Fund (0659), State Transportation Fund (0675), Aviation Trust Fund (0952)			

2. CORE DESCRIPTION

These appropriations are for the continuation of the core for administration of Multimodal Operations. This funding will allow the Multimodal Operations staff to provide assistance and administration of the multimodal programs within the state of Missouri.

The Governor's Recommendation is the same as the department's request.

3. PROGRAM LISTING (list programs included in this core funding)

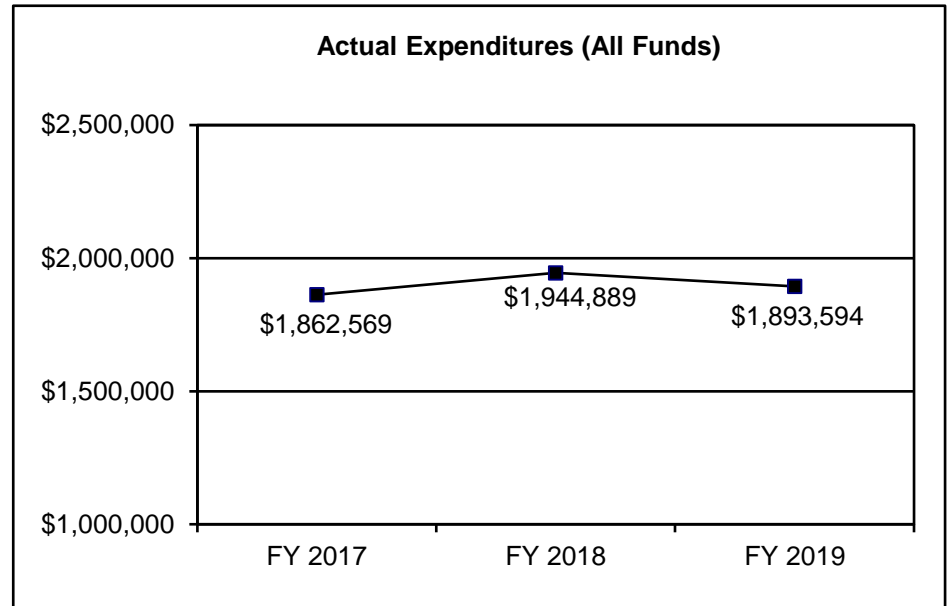
121 public general aviation airports 33 general public transportation providers Over 200 elderly and disabled special transportation providers 16 Missouri port authorities and one three-state port commission Two daily intercity passenger trains between St. Louis and Kansas City	19 railroad companies which involve safety and highway related projects, including inspections and compliance resolutions for approximately 4,800 miles of railroad track, over 3,100 public at grade highway-rail crossings and 2,591 private crossings Three light rail operators for calendar year 2019
--	---

CORE DECISION ITEM

Department of Transportation	Budget Unit: Multimodal Operations
Division: Multimodal Operations	
Core: Multimodal Administration	HB Section: 4.455

4. FINANCIAL

	<u>FY 2017 Actual</u>	<u>FY 2018 Actual</u>	<u>FY 2019 Actual</u>	<u>FY 2020 Current Yr.</u>
Appropriation (All Funds)	\$2,428,022	\$2,428,022	\$2,440,730	\$2,491,742
Less Reverted (All Funds)	\$0	\$0	\$0	N/A
Less Restricted (All Funds)*	\$0	\$0	\$0	N/A
Budget Authority (All Funds)	\$2,428,022	\$2,428,022	\$2,440,730	N/A
Actual Expenditures (All Funds)	\$1,862,569	\$1,944,889	\$1,893,594	N/A
Unexpended (All Funds)	\$565,453	\$483,133	\$547,136	N/A
Unexpended, by Fund:				
General Revenue	\$0	\$0	\$0	N/A
Federal	\$267,365	\$257,466	\$285,011	N/A
Other	\$298,088	\$225,667	\$262,125	N/A



*Restricted amount is N/A

Reverted includes the statutory three percent reserve amount (when applicable).

Restricted includes any Governor's Expenditure Restrictions which remained at the end of the fiscal year (when applicable).

NOTES:

FLEXIBILITY REQUEST FORM

BUDGET UNIT NUMBER: 60522C	DEPARTMENT: Missouri Department of Transportation (MoDOT)
BUDGET UNIT NAME: Multimodal Operations Administration	
HOUSE BILL SECTION: 4.455	DIVISION: Multimodal Operations

1. Provide the amount by fund of personal service flexibility and the amount by fund of expense and equipment flexibility you are requesting in dollar and percentage terms and explain why the flexibility is needed. If flexibility is being requested among divisions, provide the amount by fund of flexibility you are requesting in dollar and percentage terms and explain why the flexibility is needed.

DEPARTMENT REQUEST

The department is requesting 15 percent flexibility for Multimodal Operations Administration for fiscal year 2021 between personal services, fringe benefits and expense and equipment. This flexibility is requested to help manage priorities for administration. This flexibility allows MoDOT to provide services in the most efficient and reliable manner without artificially increasing appropriation authority.

2. Estimate how much flexibility will be used for the budget year. How much flexibility was used in the Prior Year Budget and the Current Year Budget? Please specify the amount.

PRIOR YEAR ACTUAL AMOUNT OF FLEXIBILITY USED	CURRENT YEAR ESTIMATED AMOUNT OF FLEXIBILITY THAT WILL BE USED	BUDGET REQUEST ESTIMATED AMOUNT OF FLEXIBILITY THAT WILL BE USED
N/A - No flexibility language in prior year.	N/A - No flexibility language in current year.	The department is requesting 15 percent flexibility between personal services, fringe benefits and expense and equipment from the State Road Fund, Multimodal Operations Federal Fund, Railroad Expense Fund, Aviation Trust Fund and State Transportation Fund, as needed.

3. Please explain how flexibility was used in the prior and/or current years.

PRIOR YEAR EXPLAIN ACTUAL USE	CURRENT YEAR EXPLAIN PLANNED USE
N/A	N/A

**FY 2021
Flexibility Requests**

MISSOURI DEPARTMENT OF TRANSPORTATION (MoDOT)						FLEXIBILITY	
HB	APPROP	APPROP NAME	FUND	FUND	FY 20 APPROP AMT	FY 20 TAFP	FY 21 REQUESTED
4.455	8901	MULTIMODAL OPS ADMIN PS	0126	FED	\$327,042		15%
4.405	0102	FRINGES MULTIMODAL OPS ADMIN PS	0126	FED	\$244,445		15%
4.455	8902	MULTIMODAL OPS ADMIN E&E	0126	FED	\$269,600		15%
4.455	7468	MULTIMODAL OPS ADMIN PS	0320	OTHER	\$487,295		15%
4.405	7469	FRINGES MULTIMODAL OPS ADMIN PS	0320	OTHER	\$363,842		15%
4.455	8904	MULTIMODAL OPS ADMIN E&E	0320	OTHER	\$39,852		15%
4.455	6174	MULTIMODAL OPS ADMIN PS	0659	OTHER	\$484,320		15%
4.405	6181	FRINGES MULTIMODAL OPS ADMIN PS	0659	OTHER	\$369,066		15%
4.455	6175	MULTIMODAL OPS ADMIN E&E	0659	OTHER	\$145,000		15%
4.455	9939	MULTIMODAL OPS ADMIN PS	0675	OTHER	\$167,235		15%
4.405	0115	FRINGES MULTIMODAL OPS ADMIN PS	0675	OTHER	\$123,950		15%
4.455	2270	MULTIMODAL OPS ADMIN E&E	0675	OTHER	\$26,220		15%
4.455	4660	MULTIMODAL OPS ADMIN PS	0952	OTHER	\$520,351		15%
4.405	4662	FRINGES MULTIMODAL OPS ADMIN PS	0952	OTHER	\$392,294		15%
4.455	4661	MULTIMODAL OPS ADMIN E&E	0952	OTHER	\$24,827		15%

CORE RECONCILIATION

STATE
MULTIMODAL OPERATIONS ADMIN

5. CORE RECONCILIATION

	Budget Class	FTE	GR	Federal	Other	Total	Explanation
TAFP AFTER VETOES							
	PS	35.68	0	327,042	1,659,201	1,986,243	
	EE	0.00	0	251,600	235,899	487,499	
	PD	0.00	0	18,000	0	18,000	
	Total	35.68	0	596,642	1,895,100	2,491,742	
DEPARTMENT CORE ADJUSTMENTS							
Core Reallocation	[#177] EE	0.00	0	0	292	292	Mileage reimbursement reallocation between appropriations based upon planned expenditures
NET DEPARTMENT CHANGES		0.00	0	0	292	292	
DEPARTMENT CORE REQUEST							
	PS	35.68	0	327,042	1,659,201	1,986,243	
	EE	0.00	0	251,600	236,191	487,791	
	PD	0.00	0	18,000	0	18,000	
	Total	35.68	0	596,642	1,895,392	2,492,034	
GOVERNOR'S RECOMMENDED CORE							
	PS	35.68	0	327,042	1,659,201	1,986,243	
	EE	0.00	0	251,600	236,191	487,791	
	PD	0.00	0	18,000	0	18,000	
	Total	35.68	0	596,642	1,895,392	2,492,034	

DECISION ITEM DETAIL

Budget Unit	FY 2019	FY 2019	FY 2020	FY 2020	FY 2021	FY 2021	FY 2021	FY 2021
Decision Item	ACTUAL	ACTUAL	BUDGET	BUDGET	DEPT REQ	DEPT REQ	GOV REC	GOV REC
Budget Object Class	DOLLAR	FTE	DOLLAR	FTE	DOLLAR	FTE	DOLLAR	FTE
MULTIMODAL OPERATIONS ADMIN								
CORE								
RAIL SAFETY SPECIALIST	206,020	4.26	227,627	4.47	227,627	4.47	227,627	4.47
SR RAILROAD SAFETY INSPECTOR	256,007	5.63	273,540	5.36	314,157	6.36	314,157	6.36
ADMINISTRATIVE TECHNICIAN	0	0.00	13,588	0.49	13,588	0.49	13,588	0.49
SR ADMINISTRATIVE TECHNICIAN	14,949	0.48	0	0.00	0	0.00	0	0.00
EXECUTIVE ASSISTANT	30,170	0.91	42,487	1.15	43,400	1.15	43,400	1.15
SENIOR FINANCIAL SERVICES TECH	29,976	0.90	42,472	1.15	43,385	1.15	43,385	1.15
AIRPORT PROJECT TECHNICIAN	44,808	1.00	46,516	1.07	46,516	1.07	46,516	1.07
RAILROAD SAFETY INSPECTOR	17,672	0.46	40,617	1.00	0	0.00	0	0.00
AIRPLANE PILOT	28,171	0.50	30,087	0.53	30,087	0.53	30,087	0.53
AVIATION OPERATIONS MANAGER	61,453	1.00	63,383	1.07	63,383	1.07	63,383	1.07
RAILROAD OPERATIONS MANAGER	46,016	0.79	75,360	1.33	75,360	1.33	75,360	1.33
INTERM MULTIMODAL OPER SPECIAL	55,996	1.30	48,233	1.08	49,186	1.08	49,186	1.08
MULTIMODAL OPERATIONS SPECIALI	22,553	0.55	10,278	0.22	10,278	0.22	10,278	0.22
SR MULTIMODAL OPER SPECIALIST	180,067	3.52	285,965	5.60	286,878	5.60	286,878	5.60
ADMIN OF FREIGHT & WATERWAYS	83,108	1.00	86,508	1.21	87,504	1.21	87,504	1.21
SR FINANCIAL SERVICES SPECIALI	52,009	1.00	60,640	1.15	61,553	1.15	61,553	1.15
SYST MGMT SUPPORT SERVICES MGR	0	0.00	205	0.00	205	0.00	205	0.00
ADMINISTRATOR OF AVIATION	71,389	1.00	73,220	1.00	74,234	1.00	74,234	1.00
ADMINISTRATOR OF RAILROADS	74,165	1.00	85,733	1.00	85,733	1.00	85,733	1.00
ADMINISTRATOR OF TRANSIT	73,973	1.00	83,961	1.02	83,961	1.02	83,961	1.02
RAILROAD PROJECTS MANAGER	56,587	0.88	73,621	1.00	73,621	1.00	73,621	1.00
AVIATION PROGRAMS MANAGER	67,501	1.00	69,569	1.07	69,569	1.07	69,569	1.07
SR CONSTRUCTION INSPECTOR	112,033	2.00	120,214	2.47	120,214	2.47	120,214	2.47
SR OFFICE ASSISTANT-TPT	16,096	0.48	16,744	0.24	18,136	0.24	18,136	0.24
MULTIMODAL OPRATNS DIRECTOR	106,504	1.00	115,675	1.00	107,668	1.00	107,668	1.00
TOTAL - PS	1,707,223	31.66	1,986,243	35.68	1,986,243	35.68	1,986,243	35.68
TRAVEL, IN-STATE	84,993	0.00	133,952	0.00	134,244	0.00	134,244	0.00
TRAVEL, OUT-OF-STATE	14,131	0.00	95,027	0.00	95,027	0.00	95,027	0.00
SUPPLIES	35,838	0.00	71,800	0.00	71,800	0.00	71,800	0.00
PROFESSIONAL DEVELOPMENT	24,050	0.00	120,600	0.00	120,600	0.00	120,600	0.00
COMMUNICATION SERV & SUPP	20,159	0.00	36,400	0.00	36,400	0.00	36,400	0.00
PROFESSIONAL SERVICES	709	0.00	9,720	0.00	9,720	0.00	9,720	0.00

DECISION ITEM DETAIL

Budget Unit	FY 2019	FY 2019	FY 2020	FY 2020	FY 2021	FY 2021	FY 2021	FY 2021
Decision Item	ACTUAL	ACTUAL	BUDGET	BUDGET	DEPT REQ	DEPT REQ	GOV REC	GOV REC
Budget Object Class	DOLLAR	FTE	DOLLAR	FTE	DOLLAR	FTE	DOLLAR	FTE
MULTIMODAL OPERATIONS ADMIN								
CORE								
M&R SERVICES	0	0.00	4,100	0.00	4,100	0.00	4,100	0.00
COMPUTER EQUIPMENT	0	0.00	500	0.00	500	0.00	500	0.00
OTHER EQUIPMENT	1,508	0.00	10,000	0.00	10,000	0.00	10,000	0.00
MISCELLANEOUS EXPENSES	4,983	0.00	5,400	0.00	5,400	0.00	5,400	0.00
TOTAL - EE	186,371	0.00	487,499	0.00	487,791	0.00	487,791	0.00
PROGRAM DISTRIBUTIONS	0	0.00	13,000	0.00	13,000	0.00	13,000	0.00
REFUNDS	0	0.00	5,000	0.00	5,000	0.00	5,000	0.00
TOTAL - PD	0	0.00	18,000	0.00	18,000	0.00	18,000	0.00
GRAND TOTAL	\$1,893,594	31.66	\$2,491,742	35.68	\$2,492,034	35.68	\$2,492,034	35.68
GENERAL REVENUE	\$0	0.00	\$0	0.00	\$0	0.00	\$0	0.00
FEDERAL FUNDS	\$303,747	5.38	\$596,642	5.99	\$596,642	5.99	\$596,642	5.99
OTHER FUNDS	\$1,589,847	26.28	\$1,895,100	29.69	\$1,895,392	29.69	\$1,895,392	29.69

PROGRAM DESCRIPTION

Department of Transportation

HB Section(s): 4.455Program Name: Multimodal Operations AdministrationProgram is found in the following core budget(s): Multimodal Operations Administration**1a. What strategic priority does this program address?**

Safety - keep citizens and employees safe

Stability - preserve and operate a reliable transportation system with an engaged workforce

1b. What does this program do?

This program allows the Multimodal Operations staff to provide assistance and administration of the multimodal programs within the state of Missouri.

2a. Provide an activity measure(s) for the program.

	Number of Passengers by Mode (in millions)					
	Public Transit ^{1,3}		Rail ^{1,3}		Aviation ^{2,4}	
	Actuals	Projected	Actuals	Projected	Actuals	Projected
2015	63.2	N/A	0.2	N/A	11.9	N/A
2016	59.1	N/A	0.2	N/A	12.8	N/A
2017	57.8	N/A	0.2	N/A	13.5	N/A
2018	54.3	N/A	0.2	N/A	14.1	14.1
2019	51.8	57.1	0.2	0.2	N/A	14.7
2020		54.6		0.2		15.4
2021		54.6		0.2		16.1

¹ Public transit and rail passenger data is published by fiscal year.² The Federal Aviation Administration publishes data in October for preceding calendar years. Data for 2019 was not available at the time of publication.³ The 2020 and 2021 projections were established by averaging the last three years.⁴ The 2020 and 2021 projections were established by averaging the growth in passengers from 2014 through 2018.

PROGRAM DESCRIPTION

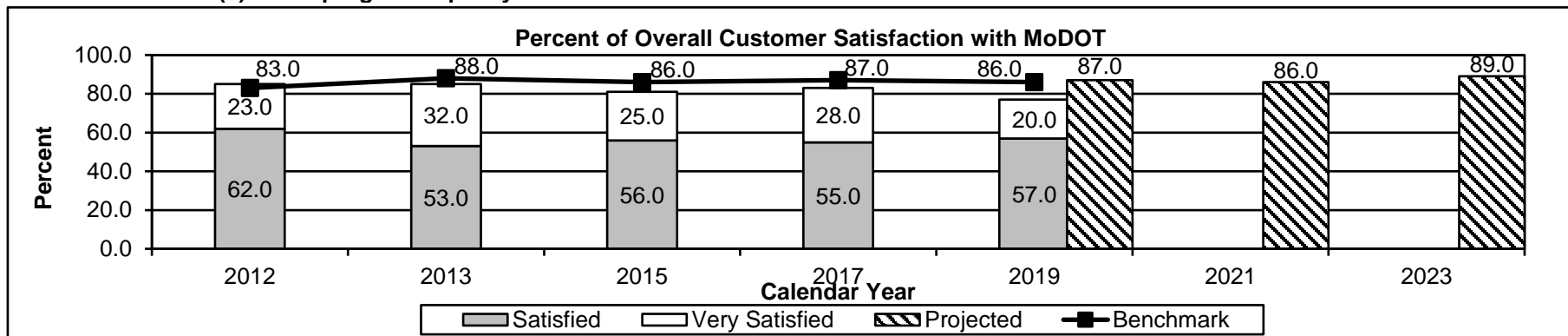
Department of Transportation

HB Section(s): 4.455

Program Name: Multimodal Operations Administration

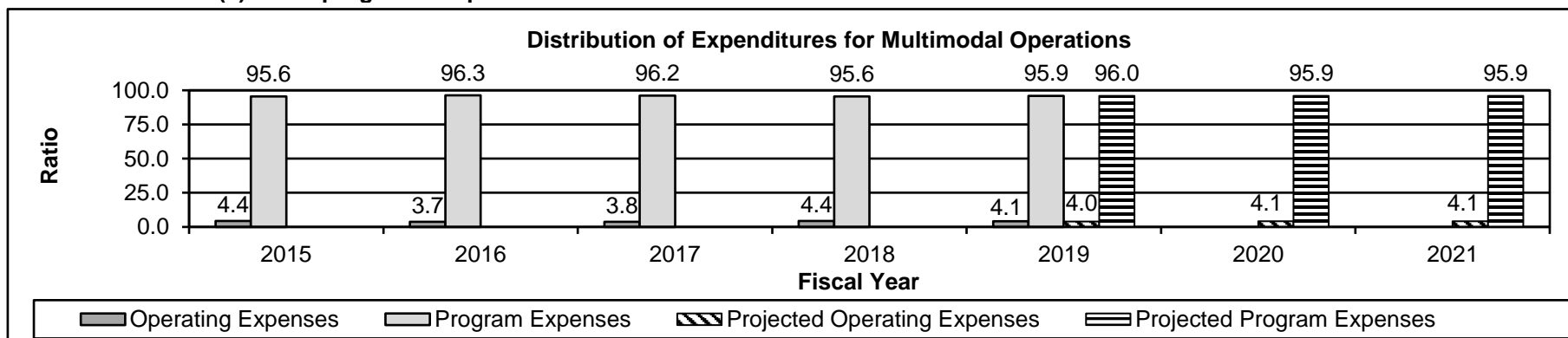
Program is found in the following core budget(s): Multimodal Operations Administration

2b. Provide a measure(s) of the program's quality.



Data is collected through a biennial telephone survey conducted by a consultant from interviews of approximately 3,500 randomly selected adult Missourians. "How satisfied are you with the job the Missouri Department of Transportation is doing?" was the question surveyed. The benchmark data is from the American Customer Satisfaction Index, a national cross-industry measure of customer satisfaction in the United States. The 2021 projection is equal to the 2019 benchmark score of 86 percent. The 2023 projection was established by projecting a three percent improvement from the benchmark. No survey was conducted in calendar years 2014, 2016 and 2018.

2c. Provide a measure(s) of the program's impact.



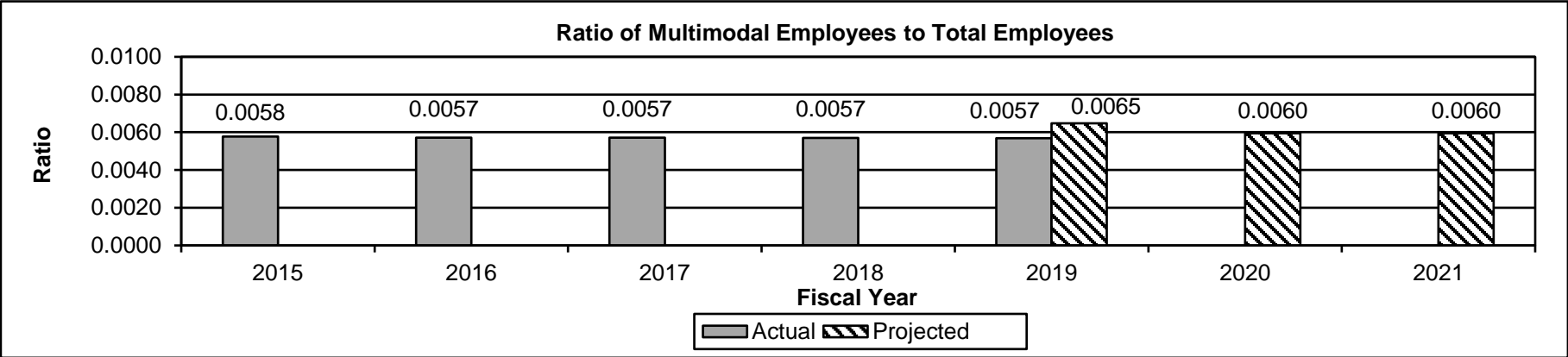
The operating expenses consist of the administration expenses of multimodal operations. The 2020 and 2021 projections were set by averaging the last three fiscal years.

PROGRAM DESCRIPTION

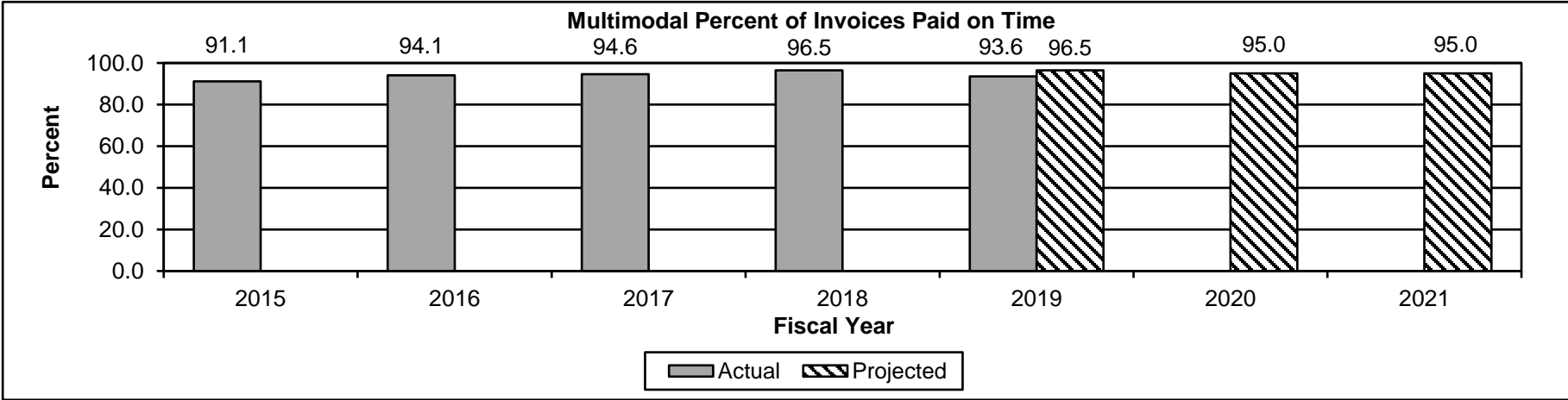
Department of Transportation
Program Name: Multimodal Operations Administration
Program is found in the following core budget(s): Multimodal Operations Administration

HB Section(s): 4.455

2d. Provide a measure(s) of the program's efficiency.



This chart shows the number of salaried multimodal employees compared to total salaried employees at MoDOT. Data is as of June 30th of each fiscal year. The 2020 and 2021 projections are based on budgeted amounts.



Timely is defined as a check or electronic payment issued less than 31 days from the date of the invoice. The 2020 and 2021 projections are based on an average of the percent of invoices paid on time over the last three fiscal years.

PROGRAM DESCRIPTION

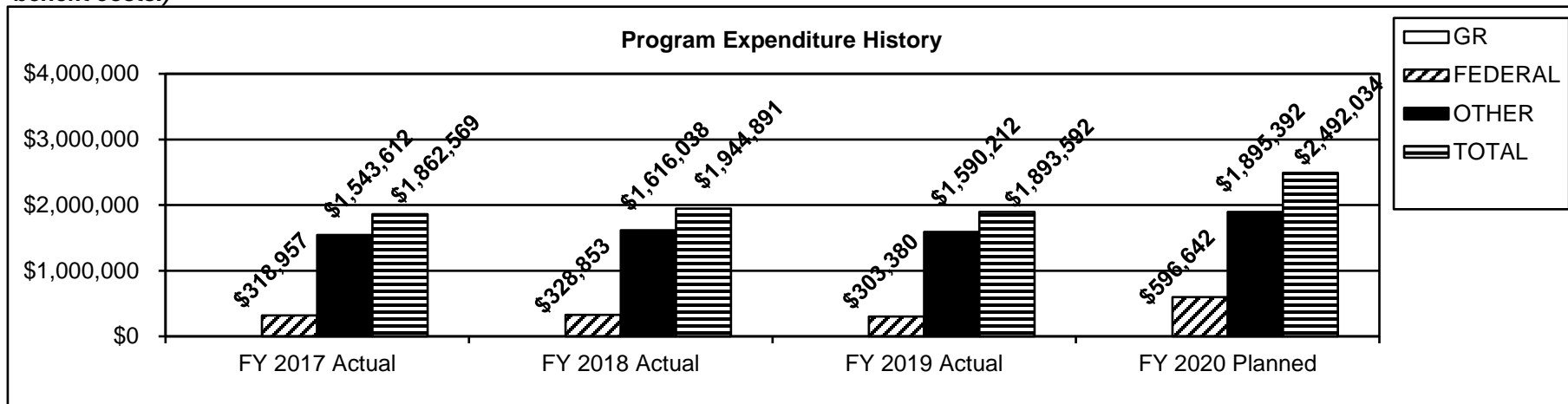
Department of Transportation

HB Section(s): 4.455

Program Name: Multimodal Operations Administration

Program is found in the following core budget(s): Multimodal Operations Administration

3. Provide actual expenditures for the prior three fiscal years and planned expenditures for the current fiscal year. (Note: Amounts do not include fringe benefit costs.)



4. What are the sources of the "Other " funds?

State Road Fund (0320), Railroad Expense Fund (0659), State Transportation Fund (0675) and Aviation Trust Fund (0952)

5. What is the authorization for this program, i.e., federal or state statute, etc.? (Include the federal program number, if applicable.)

Article IV, Section 30(c), MO Constitution, Title 23 USC 130, Title 49 USC (various programs), 33.546, 226.220, 226.225, 305.230, 389.610, 389.612 and 622.015, RSMo.

6. Are there federal matching requirements? If yes, please explain.

Depending on the program, administrative federal funds can require a match up to 20 percent of state funds.

7. Is this a federally mandated program? If yes, please explain.

No

DECISION ITEM SUMMARY

Budget Unit									
Decision Item	FY 2019	FY 2019	FY 2020	FY 2020	FY 2021	FY 2021	FY 2021	FY 2021	FY 2021
Budget Object Summary	ACTUAL	ACTUAL	BUDGET	BUDGET	DEPT REQ	DEPT REQ	GOV REC	GOV REC	GOV REC
Fund	DOLLAR	FTE	DOLLAR	FTE	DOLLAR	FTE	DOLLAR	FTE	DOLLAR
SUPPORT TO THE MULTIMODAL DIV									
CORE									
PROGRAM-SPECIFIC									
MULTIMODAL OPERATIONS FEDERAL	63,303	0.00	0	0.00	0	0.00	0	0.00	0.00
RAILROAD EXPENSE	183,213	0.00	0	0.00	0	0.00	0	0.00	0.00
STATE TRANSPORTATION FUND	23,601	0.00	0	0.00	0	0.00	0	0.00	0.00
AVIATION TRUST FUND	109,355	0.00	0	0.00	0	0.00	0	0.00	0.00
TOTAL - PD	379,472	0.00	0	0.00	0	0.00	0	0.00	0.00
TOTAL	379,472	0.00	0	0.00	0	0.00	0	0.00	0.00
GRAND TOTAL	\$379,472	0.00	\$0	0.00	\$0	0.00	\$0	0.00	0.00

DECISION ITEM DETAIL

Budget Unit	FY 2019	FY 2019	FY 2020	FY 2020	FY 2021	FY 2021	FY 2021	FY 2021
Decision Item	ACTUAL	ACTUAL	BUDGET	BUDGET	DEPT REQ	DEPT REQ	GOV REC	GOV REC
Budget Object Class	DOLLAR	FTE	DOLLAR	FTE	DOLLAR	FTE	DOLLAR	FTE
SUPPORT TO THE MULTIMODAL DIV								
CORE								
PROGRAM DISTRIBUTIONS	379,472	0.00	0	0.00	0	0.00	0	0.00
TOTAL - PD	379,472	0.00	0	0.00	0	0.00	0	0.00
GRAND TOTAL	\$379,472	0.00	\$0	0.00	\$0	0.00	\$0	0.00
GENERAL REVENUE	\$0	0.00	\$0	0.00	\$0	0.00		0.00
FEDERAL FUNDS	\$63,303	0.00	\$0	0.00	\$0	0.00		0.00
OTHER FUNDS	\$316,169	0.00	\$0	0.00	\$0	0.00		0.00

DECISION ITEM SUMMARY

Budget Unit								
Decision Item	FY 2019	FY 2019	FY 2020	FY 2020	FY 2021	FY 2021	FY 2021	FY 2021
Budget Object Summary	ACTUAL	ACTUAL	BUDGET	BUDGET	DEPT REQ	DEPT REQ	GOV REC	GOV REC
Fund	DOLLAR	FTE	DOLLAR	FTE	DOLLAR	FTE	DOLLAR	FTE
SUPPORT TO MULTIMODAL TRANSFER								
CORE								
FUND TRANSFERS								
MULTIMODAL OPERATIONS FEDERAL	0	0.00	167,000	0.00	167,000	0.00	167,000	0.00
RAILROAD EXPENSE	0	0.00	690,000	0.00	690,000	0.00	690,000	0.00
STATE TRANSPORTATION FUND	0	0.00	70,000	0.00	70,000	0.00	70,000	0.00
AVIATION TRUST FUND	0	0.00	151,134	0.00	151,134	0.00	151,134	0.00
TOTAL - TRF	0	0.00	1,078,134	0.00	1,078,134	0.00	1,078,134	0.00
TOTAL	0	0.00	1,078,134	0.00	1,078,134	0.00	1,078,134	0.00
GRAND TOTAL	\$0	0.00	\$1,078,134	0.00	\$1,078,134	0.00	\$1,078,134	0.00

CORE DECISION ITEM

Department of Transportation	Budget Unit: <u>Multimodal Operations</u>
Division: Multimodal Operations	
Core: Support to Multimodal Division Transfer	HB Section: <u>4.460</u>

1. CORE FINANCIAL SUMMARY

FY 2021 Budget Request					FY 2021 Governor's Recommendation				
	GR	Federal	Other	Total		GR	Federal	Other	Total
PS	\$0	\$0	\$0	\$0	PS	\$0	\$0	\$0	\$0
EE	\$0	\$0	\$0	\$0	EE	\$0	\$0	\$0	\$0
PSD	\$0	\$0	\$0	\$0	PSD	\$0	\$0	\$0	\$0
TRF	\$0	\$167,000	\$911,134	\$1,078,134	TRF	\$0	\$167,000	\$911,134	\$1,078,134
Total	\$0	\$167,000	\$911,134	\$1,078,134	Total	\$0	\$167,000	\$911,134	\$1,078,134
FTE	0.00	0.00	0.00	0.00	FTE	0.00	0.00	0.00	0.00
HB 4	\$0	\$0	\$0	\$0	HB 4	\$0	\$0	\$0	\$0
HB 5	\$0	\$0	\$0	\$0	HB 5	\$0	\$0	\$0	\$0
<i>Note: Fringes budgeted in House Bill 5 except for certain fringes budgeted directly to MoDOT, Highway Patrol, and Conservation.</i>					<i>Note: Fringes budgeted in House Bill 5 except for certain fringes budgeted directly to MoDOT, Highway Patrol, and Conservation.</i>				
Other Funds: Railroad Expense Fund (0659), Aviation Trust Fund (0952), State Transportation Fund (0675)					Other Funds: Railroad Expense Fund (0659), Aviation Trust Fund (0952), State Transportation Fund (0675)				

2. CORE DESCRIPTION

The Support to Multimodal Division transfer appropriations reimburse the State Road Fund for the use of MoDOT employees and equipment funded by the State Road Fund in providing support to the Multimodal Division as it carries out its transportation responsibilities in the areas of aviation, railroads, transit, freight and waterways. Transfers are accounting entries only and will allow the Multimodal Division to reimburse the State Road Fund from other non-highway funds without double counting expenditures.

The Governor's Recommendation is the same as the department's request.

3. PROGRAM LISTING (list programs included in this core funding)

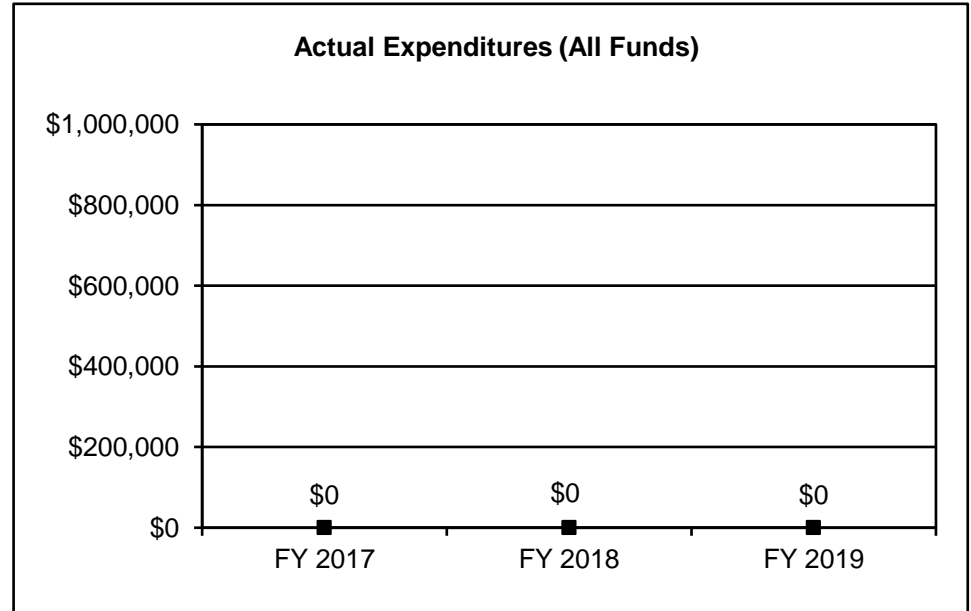
121 public general aviation airports 33 general public transportation providers Over 200 elderly and disabled special transportation providers 16 Missouri port authorities and one three-state port commission Two daily intercity passenger trains between St. Louis and Kansas City	19 railroad companies which involve safety and highway related projects, including inspections and compliance resolutions for approximately 4,800 miles of railroad track, over 3,100 public at grade highway-rail crossings and 2,591 private crossings Three light rail operators for calendar year 2019
--	---

CORE DECISION ITEM

Department of Transportation	Budget Unit: <u>Multimodal Operations</u>
Division: Multimodal Operations	
Core: Support to Multimodal Division Transfer	HB Section: <u>4.460</u>

4. FINANCIAL

	FY 2017 Actual	FY 2018 Actual	FY 2019 Actual	FY 2020 Current Yr.
Appropriation (All Funds)	\$0	\$0	\$0	\$1,078,134
Less Reverted (All Funds)	\$0	\$0	\$0	N/A
Less Restricted (All Funds)*	\$0	\$0	\$0	N/A
Budget Authority (All Funds)	\$0	\$0	\$0	N/A
Actual Expenditures (All Funds)	\$0	\$0	\$0	N/A
Unexpended (All Funds)				
Unexpended, by Fund:	\$0	\$0	\$0	N/A
General Revenue	\$0	\$0	\$0	N/A
Federal	\$0	\$0	\$0	N/A
Other				



*Restricted amount is N/A

Reverted includes the statutory three-percent reserve amount (when applicable).

Restricted includes any Governor's Expenditure Restrictions which remained at the end of the fiscal year (when applicable).

NOTES:

CORE RECONCILIATION

STATE
SUPPORT TO MULTIMODAL TRANSFER

5. CORE RECONCILIATION

	Budget Class	FTE	GR	Federal	Other	Total	Explanation
TAFP AFTER VETOES							
	TRF	0.00	0	167,000	911,134	1,078,134	
	Total	0.00	0	167,000	911,134	1,078,134	
DEPARTMENT CORE REQUEST							
	TRF	0.00	0	167,000	911,134	1,078,134	
	Total	0.00	0	167,000	911,134	1,078,134	
GOVERNOR'S RECOMMENDED CORE							
	TRF	0.00	0	167,000	911,134	1,078,134	
	Total	0.00	0	167,000	911,134	1,078,134	

DECISION ITEM DETAIL

Budget Unit	FY 2019	FY 2019	FY 2020	FY 2020	FY 2021	FY 2021	FY 2021	FY 2021
Decision Item	ACTUAL	ACTUAL	BUDGET	BUDGET	DEPT REQ	DEPT REQ	GOV REC	GOV REC
Budget Object Class	DOLLAR	FTE	DOLLAR	FTE	DOLLAR	FTE	DOLLAR	FTE
SUPPORT TO MULTIMODAL TRANSFER								
CORE								
TRANSFERS OUT	0	0.00	1,078,134	0.00	1,078,134	0.00	1,078,134	0.00
TOTAL - TRF	0	0.00	1,078,134	0.00	1,078,134	0.00	1,078,134	0.00
GRAND TOTAL	\$0	0.00	\$1,078,134	0.00	\$1,078,134	0.00	\$1,078,134	0.00
GENERAL REVENUE	\$0	0.00	\$0	0.00	\$0	0.00	\$0	0.00
FEDERAL FUNDS	\$0	0.00	\$167,000	0.00	\$167,000	0.00	\$167,000	0.00
OTHER FUNDS	\$0	0.00	\$911,134	0.00	\$911,134	0.00	\$911,134	0.00

PROGRAM DESCRIPTION

Department of Transportation

HB Section(s): 4.460

Program Name: Support to Multimodal Division

Program is found in the following core budget(s): Support to Multimodal Division

1a. What strategic priority does this program address?

Service - deliver transportation solutions of great value and use resources wisely

1b. What does this program do?

The Support to Multimodal Division transfer appropriations reimburse the State Road Fund for the use of MoDOT employees and equipment funded by the State Road Fund in providing support to the Multimodal Division as it carries out its transportation responsibilities in the areas of aviation, railroads, transit, freight and waterways. Transfers are accounting entries only and will allow the Multimodal Division to reimburse the State Road Fund from other non-highway funds without double counting expenditures.

2a. Provide an activity measure(s) for the program.

This appropriation is needed solely for accounting purposes.

2b. Provide a measure(s) of the program's quality.

This appropriation is needed solely for accounting purposes.

2c. Provide a measure(s) of the program's impact.

This appropriation is needed solely for accounting purposes.

2d. Provide a measure(s) of the program's efficiency.

This appropriation is needed solely for accounting purposes.

PROGRAM DESCRIPTION


Department of Transportation

HB Section(s): 4.460

Program Name: Support to Multimodal Division

Program is found in the following core budget(s): Support to Multimodal Division

3. Provide actual expenditures for the prior three fiscal years and planned expenditures for the current fiscal year. (Note: Amounts do not include fringe benefit costs.)



4. What are the sources of the "Other " funds?

Railroad Expense Fund (0659), State Transportation Fund (0675) and Aviation Trust Fund (0952)

5. What is the authorization for this program, i.e., federal or state statute, etc.? (Include the federal program number, if applicable.)

Article IV, Section 30(c), MO Constitution, Title 23 USC 130, Title 49 USC (various programs), 33.546, 226.225, 305.230 and 622.015, RSMo.

6. Are there federal matching requirements? If yes, please explain.

Depending on the program, administrative federal funds can require a match up to 20 percent of state funds.

7. Is this a federally mandated program? If yes, please explain.

No

This page left blank intentionally.

DECISION ITEM SUMMARY

Budget Unit								
Decision Item	FY 2019	FY 2019	FY 2020	FY 2020	FY 2021	FY 2021	FY 2021	FY 2021
Budget Object Summary	ACTUAL	ACTUAL	BUDGET	BUDGET	DEPT REQ	DEPT REQ	GOV REC	GOV REC
Fund	DOLLAR	FTE	DOLLAR	FTE	DOLLAR	FTE	DOLLAR	FTE
MULTIMODAL REVOLVING LOAN								
CORE								
PROGRAM-SPECIFIC								
STATE TRANSPORT ASSIST REVOLV	8,144	0.00	1,000,000	0.00	1,000,000	0.00	1,000,000	0.00
TOTAL - PD	8,144	0.00	1,000,000	0.00	1,000,000	0.00	1,000,000	0.00
TOTAL	8,144	0.00	1,000,000	0.00	1,000,000	0.00	1,000,000	0.00
GRAND TOTAL	\$8,144	0.00	\$1,000,000	0.00	\$1,000,000	0.00	\$1,000,000	0.00

CORE DECISION ITEM

Department of Transportation	Budget Unit: Multimodal Operations
Division: Multimodal Operations	
Core: Multimodal State Transportation Assistance Revolving Loan (STAR)	HB Section: 4.465

1. CORE FINANCIAL SUMMARY

FY 2021 Budget Request					FY 2021 Governor's Recommendation				
	GR	Federal	Other	Total		GR	Federal	Other	Total
PS	\$0	\$0	\$0	\$0	PS	\$0	\$0	\$0	\$0
EE	\$0	\$0	\$0	\$0	EE	\$0	\$0	\$0	\$0
PSD	\$0	\$0	\$1,000,000	\$1,000,000	PSD	\$0	\$0	\$1,000,000	\$1,000,000
TRF	\$0	\$0	\$0	\$0	TRF	\$0	\$0	\$0	\$0
Total	\$0	\$0	\$1,000,000	\$1,000,000	Total	\$0	\$0	\$1,000,000	\$1,000,000
FTE	0.00	0.00	0.00	0.00	FTE	0.00	0.00	0.00	0.00
HB 4	\$0	\$0	\$0	\$0	HB 4	\$0	\$0	\$0	\$0
HB 5	\$0	\$0	\$0	\$0	HB 5	\$0	\$0	\$0	\$0
<i>Note: Fringes budgeted in House Bill 5 except for certain fringes budgeted directly to MoDOT, Highway Patrol, and Conservation.</i>					<i>Note: Fringes budgeted in House Bill 5 except for certain fringes budgeted directly to MoDOT, Highway Patrol, and Conservation.</i>				
Other Funds: State Transportation Assistance Revolving Fund (0841)					Other Funds: State Transportation Assistance Revolving Fund (0841)				

2. CORE DESCRIPTION

This appropriation is for the continuation of the program that provides loans to transportation organizations for non-highway transportation infrastructure. These loans are made from the State Transportation Assistance Revolving (STAR) loan fund. The program provides loans for the following:

- The planning, acquisition, development and construction of facilities for air, water, rail or public transportation;
- The purchase of vehicles for transportation of elderly and disabled persons; or
- The purchase of rolling stock for transit purposes.

The Governor's Recommendation is the same as the department's request.

3. PROGRAM LISTING (list programs included in this core funding)

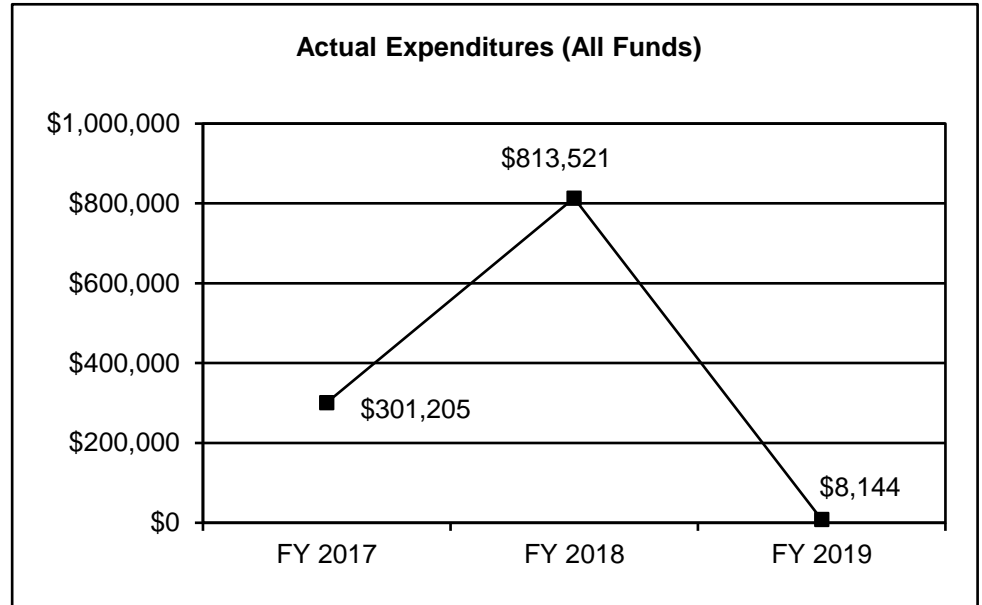
Current Outstanding STAR Loans						
Entity	Approval Date	Disbursement Date	Original Loan Amount	Outstanding 12/31/19	Term	Rate
City of Branson West	5/14/2008	9/10/2010	\$1,000,000	\$116,724	10 years	3.610%
City of Maryville	9/2/2015	4/15/2016	\$493,216	\$248,240	10 years	1.976%
City of Maryville	10/4/2017	11/15/2017	\$108,643	\$94,269	10 years	2.220%
City of Brookfield and City of Marceline	11/2/2016	1/31/2017	\$690,000	\$441,603	15 years	2.800%

CORE DECISION ITEM

Department of Transportation	Budget Unit: Multimodal Operations
Division: Multimodal Operations	
Core: Multimodal State Transportation Assistance Revolving Loan (STAR)	HB Section: 4.465

4. FINANCIAL HISTORY

	FY 2017 Actual	FY 2018 Actual	FY 2019 Actual	FY 2020 Current Yr.
Appropriation (All Funds)	\$1,100,000	\$1,000,000	\$1,000,000	\$1,000,000
Less Reverted (All Funds)	\$0	\$0	\$0	N/A
Less Restricted (All Funds)*	\$0	\$0	\$0	N/A
Budget Authority (All Funds)	\$1,100,000	\$1,000,000	\$1,000,000	N/A
Actual Expenditures (All Funds)	\$301,205	\$813,521	\$8,144	N/A
Unexpended (All Funds)	\$798,795	\$186,479	\$991,856	N/A
Unexpended, by Fund:				
General Revenue	\$0	\$0	\$0	N/A
Federal	\$0	\$0	\$0	N/A
Other	\$798,795	\$186,479	\$991,856	N/A
	(1)	(1)	(1)	



*Restricted amount is N/A

Reverted
 Restricted includes any Governor's Expenditure Restrictions which remained at the end of the fiscal year (when applicable).

NOTES:
(1) Expenditures occur when borrowers draw down funds on approved loans for projects.

CORE RECONCILIATION

**STATE
MULTIMODAL REVOLVING LOAN**

5. CORE RECONCILIATION

	Budget Class	FTE	GR	Federal	Other	Total	Explanation
TAFP AFTER VETOES							
	PD	0.00	0	0	1,000,000	1,000,000	
	Total	0.00	0	0	1,000,000	1,000,000	
DEPARTMENT CORE REQUEST							
	PD	0.00	0	0	1,000,000	1,000,000	
	Total	0.00	0	0	1,000,000	1,000,000	
GOVERNOR'S RECOMMENDED CORE							
	PD	0.00	0	0	1,000,000	1,000,000	
	Total	0.00	0	0	1,000,000	1,000,000	

DECISION ITEM DETAIL

Budget Unit	FY 2019	FY 2019	FY 2020	FY 2020	FY 2021	FY 2021	FY 2021	FY 2021
Decision Item	ACTUAL	ACTUAL	BUDGET	BUDGET	DEPT REQ	DEPT REQ	GOV REC	GOV REC
Budget Object Class	DOLLAR	FTE	DOLLAR	FTE	DOLLAR	FTE	DOLLAR	FTE
MULTIMODAL REVOLVING LOAN								
CORE								
PROGRAM DISTRIBUTIONS	8,144	0.00	1,000,000	0.00	1,000,000	0.00	1,000,000	0.00
TOTAL - PD	8,144	0.00	1,000,000	0.00	1,000,000	0.00	1,000,000	0.00
GRAND TOTAL	\$8,144	0.00	\$1,000,000	0.00	\$1,000,000	0.00	\$1,000,000	0.00
GENERAL REVENUE	\$0	0.00	\$0	0.00	\$0	0.00	\$0	0.00
FEDERAL FUNDS	\$0	0.00	\$0	0.00	\$0	0.00	\$0	0.00
OTHER FUNDS	\$8,144	0.00	\$1,000,000	0.00	\$1,000,000	0.00	\$1,000,000	0.00

PROGRAM DESCRIPTION

Department of Transportation

HB Section(s): 4.465

Program Name: Multimodal State Transportation Assistance Revolving (STAR) Loan

Program is found in the following core budget(s): Multimodal State Transportation Assistance Revolving (STAR) Loan

1a. What strategic priority does this program address?


Service - deliver transportation solutions of great value and use resources wisely

1b. What does this program do?

This program provides loans to transportation organizations for non-highway transportation infrastructure. These loans are made from the State Transportation Assistance Revolving (STAR) loan fund. The program provides loans for the following:

- The planning, acquisition, development and construction of facilities for air, water, rail or public transportation;
- The purchase of vehicles for transportation of elderly and disabled persons; or
- The purchase of rolling stock for transit purposes.

2a. Provide an activity measure(s) for the program.



The 2020 projection for number of loans approved is based on the number of loans MoDOT anticipates approving in fiscal year 2020. The 2020 and 2021 projections for number of loans outstanding and the 2021 projection for number of loans approved was established by averaging the last three years of outstanding and approved loans, respectively.

PROGRAM DESCRIPTION

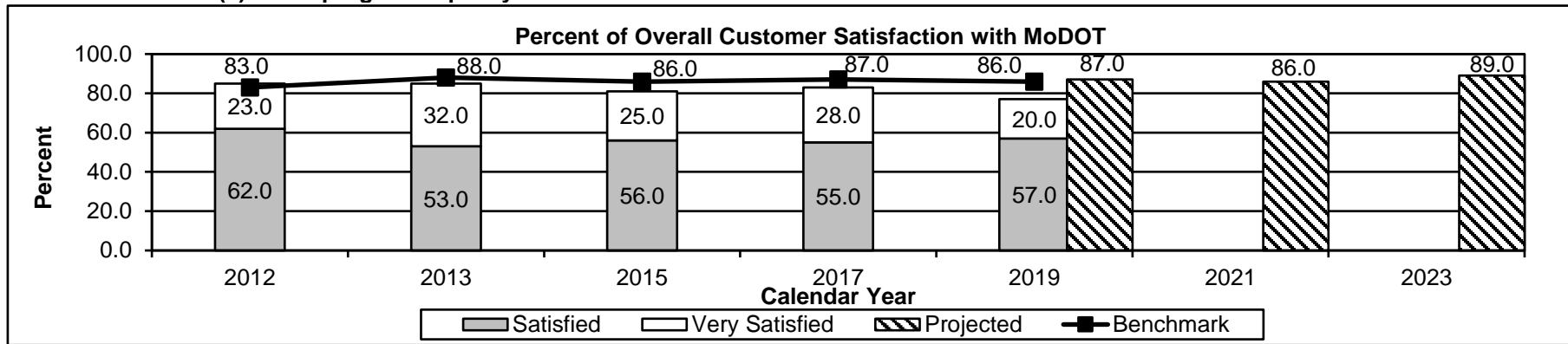
Department of Transportation

HB Section(s): 4.465

Program Name: Multimodal State Transportation Assistance Revolving (STAR) Loan

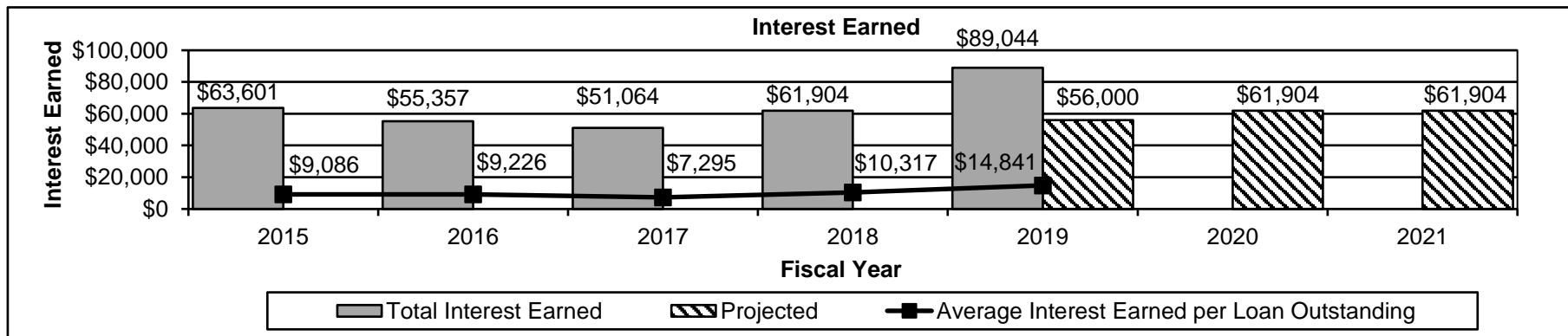
Program is found in the following core budget(s): Multimodal State Transportation Assistance Revolving (STAR) Loan

2b. Provide a measure(s) of the program's quality.



Data is collected through a biennial telephone survey conducted by a consultant from interviews of approximately 3,500 randomly selected adult Missourians. "How satisfied are you with the job the Missouri Department of Transportation is doing?" was the question surveyed. The benchmark data is from the American Customer Satisfaction Index, a national cross-industry measure of customer satisfaction in the United States. The 2021 projection is equal to the 2019 benchmark score of 86 percent. The 2023 projection was established by projecting a three percent improvement from the benchmark. No survey was conducted in calendar years 2014, 2016 and 2018.

2c. Provide a measure(s) of the program's impact.




The high earnings for fiscal year 2019 is due to higher interest rates. The 2020 and 2021 projections are based on the interest earned in fiscal year 2018.

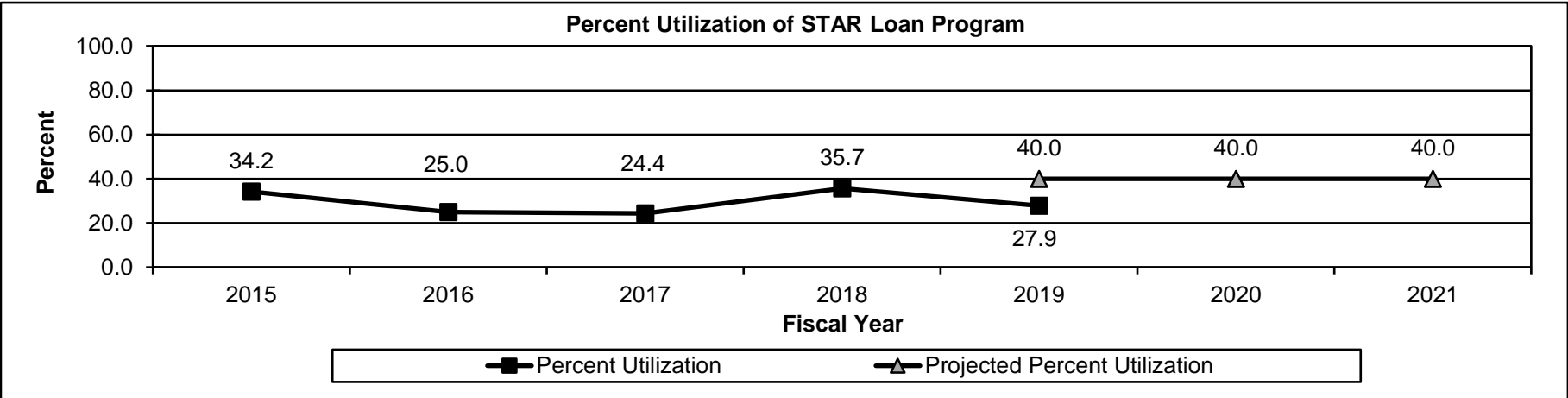
PROGRAM DESCRIPTION

Department of Transportation HB Section(s): 4.465
 Program Name: Multimodal State Transportation Assistance Revolving (STAR) Loan
 Program is found in the following core budget(s): Multimodal State Transportation Assistance Revolving (STAR) Loan

2d. Provide a measure(s) of the program's efficiency.



The 2020 and 2021 projections for total assets are based on the total assets in 2019. The 2020 and 2021 projections for assets available for loans are based on the department's goal of 40 percent utilization.



The 2020 and 2021 projections are based on the department's desired goal of 40 percent utilization.

PROGRAM DESCRIPTION

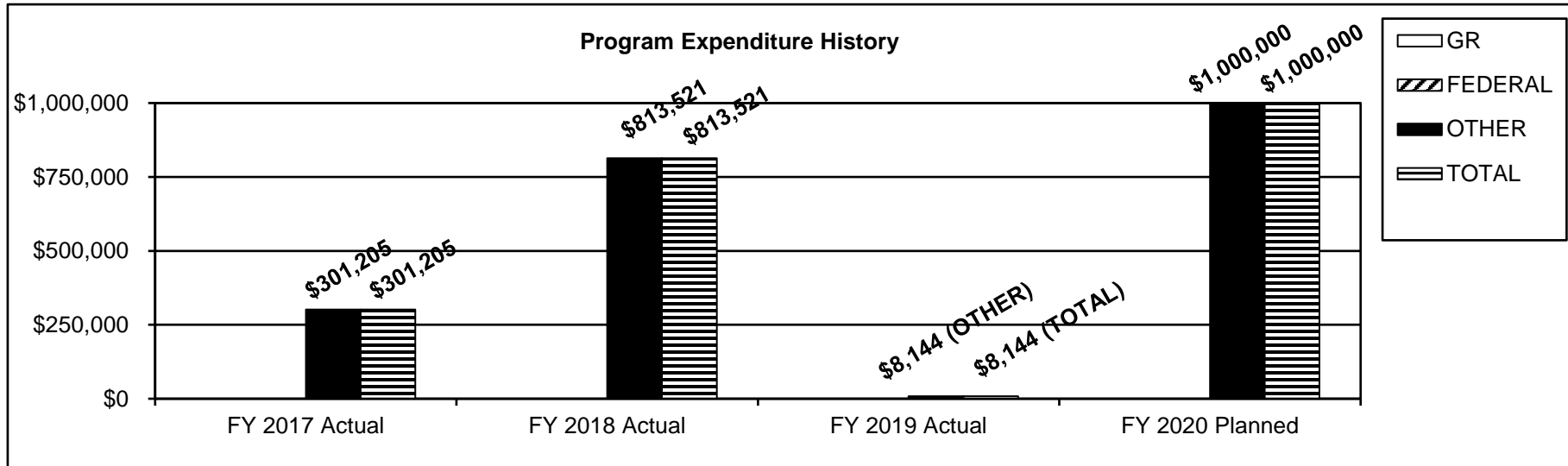
Department of Transportation

HB Section(s): 4.465

Program Name: Multimodal State Transportation Assistance Revolving (STAR) Loan

Program is found in the following core budget(s): Multimodal State Transportation Assistance Revolving (STAR) Loan

3. Provide actual expenditures for the prior three fiscal years and planned expenditures for the current fiscal year. (Note: Amounts do not include fringe benefit costs.)



4. What are the sources of the "Other " funds?

State Transportation Assistance Revolving Fund (0841)

5. What is the authorization for this program, i.e., federal or state statute, etc.? (Include the federal program number, if applicable.)

Article IV, Section 30(c), MO Constitution and 226.191, RSMo.

6. Are there federal matching requirements? If yes, please explain.

No

7. Is this a federally mandated program? If yes, please explain.

No

This page left blank intentionally.

DECISION ITEM SUMMARY

Budget Unit									
Decision Item	FY 2019	FY 2019	FY 2020	FY 2020	FY 2021	FY 2021	FY 2021	FY 2021	FY 2021
Budget Object Summary	ACTUAL	ACTUAL	BUDGET	BUDGET	DEPT REQ	DEPT REQ	GOV REC	GOV REC	GOV REC
Fund	DOLLAR	FTE	DOLLAR	FTE	DOLLAR	FTE	DOLLAR	FTE	DOLLAR
TRANSIT FUNDS FOR STATE									
CORE									
PROGRAM-SPECIFIC									
STATE TRANSPORTATION FUND	1,710,875	0.00	1,710,875	0.00	1,710,875	0.00	1,710,875	0.00	0.00
TOTAL - PD	1,710,875	0.00	1,710,875	0.00	1,710,875	0.00	1,710,875	0.00	0.00
TOTAL	1,710,875	0.00	1,710,875	0.00	1,710,875	0.00	1,710,875	0.00	0.00
State Transit Assist Expansion - 1605022									
PROGRAM-SPECIFIC									
GENERAL REVENUE	0	0.00	0	0.00	3,000,000	0.00	0	0.00	0.00
TOTAL - PD	0	0.00	0	0.00	3,000,000	0.00	0	0.00	0.00
TOTAL	0	0.00	0	0.00	3,000,000	0.00	0	0.00	0.00
GRAND TOTAL	\$1,710,875	0.00	\$1,710,875	0.00	\$4,710,875	0.00	\$1,710,875	0.00	0.00

CORE DECISION ITEM

Department of Transportation	Budget Unit: <u>Multimodal Operations</u>
Division: Multimodal Operations	
Core: Transit Funds for State	HB Section: <u>4.470</u>

1. CORE FINANCIAL SUMMARY

	FY 2021 Budget Request					FY 2021 Governor's Recommendation			
	GR	Federal	Other	Total		GR	Federal	Other	Total
PS	\$0	\$0	\$0	\$0	PS	\$0	\$0	\$0	\$0
EE	\$0	\$0	\$0	\$0	EE	\$0	\$0	\$0	\$0
PSD	\$0	\$0	\$1,710,875	\$1,710,875	PSD	\$0	\$0	\$1,710,875	\$1,710,875
TRF	\$0	\$0	\$0	\$0	TRF	\$0	\$0	\$0	\$0
Total	\$0	\$0	\$1,710,875	\$1,710,875	Total	\$0	\$0	\$1,710,875	\$1,710,875
FTE	0.00	0.00	0.00	0.00	FTE	0.00	0.00	0.00	0.00
HB 4	\$0	\$0	\$0	\$0	HB 4	\$0	\$0	\$0	\$0
HB 5	\$0	\$0	\$0	\$0	HB 5	\$0	\$0	\$0	\$0

Note: Fringes budgeted in House Bill 5 except for certain fringes budgeted directly to MoDOT, Highway Patrol, and Conservation.

Note: Fringes budgeted in House Bill 5 except for certain fringes budgeted directly to MoDOT, Highway Patrol, and Conservation.

Other Funds: State Transportation Fund (0675)

Other Funds: State Transportation Fund (0675)

2. CORE DESCRIPTION

This state funded program provides operating assistance to 33 public transportation providers. Passenger fares cover less than 20 percent of the direct operating cost to provide transit mobility services. Actual allocation amounts will be dependent on the total number of grant applications received as well as any new qualified applicants that might enter the program for the first time in fiscal year 2021. The funding helps maintain some level of assistance to the public transportation providers in Missouri.

The Governor's Recommendation is the same as the department's request.

3. PROGRAM LISTING (list programs included in this core funding)

Once the applications are received, grants will be awarded according to the specified criteria in 7 CSR 10-7.030. The program listing below shows the allocations for fiscal year 2020.

Public Transit Provider	STF	GR	Total Amount	Public Transit Provider	STF	GR	Total Amount
Bi-State Metro (St. Louis)	\$736,284	\$0	\$736,284	Cape Girard. Co. Tran. Auth.	\$9,189	\$0	\$9,189
City of St. Charles	\$8,403	\$0	\$8,403	City of Columbia	\$31,353	\$0	\$31,353
City of Independence	\$16,692	\$0	\$16,692	City of Jefferson	\$11,284	\$0	\$11,284
KCATA (Kansas City)	\$325,480	\$0	\$325,480	City of Joplin	\$11,510	\$0	\$11,510
Kansas City Streetcar	\$64,514	\$0	\$64,514	City of St. Joseph	\$19,668	\$0	\$19,668
Springfield (City Utilities)	\$43,401	\$0	\$43,401	SEMO St. University Transit	\$5,378	\$0	\$5,378
Sub-Total Large Metro Areas	\$1,194,774	\$0	\$1,194,774	Sub-Total Small Urban	\$88,382	\$0	\$88,382

CORE DECISION ITEM

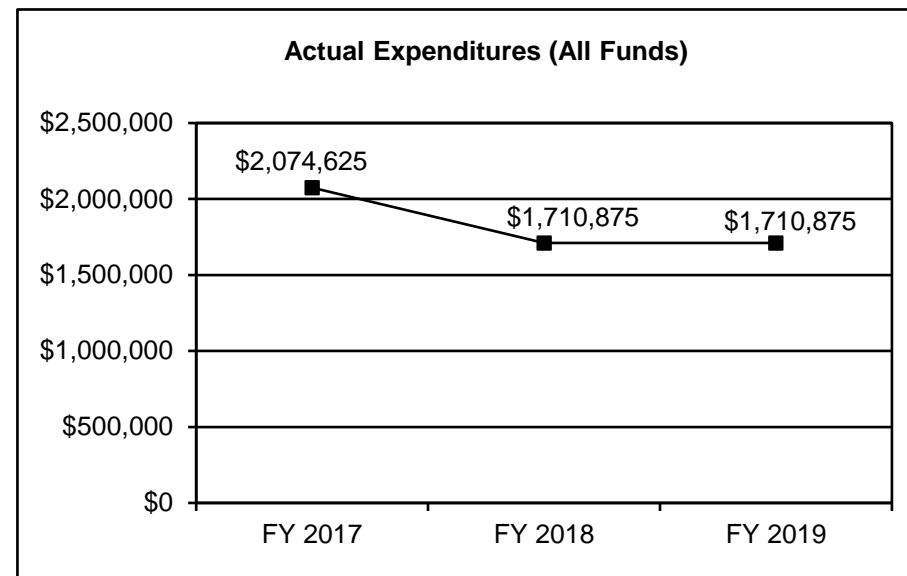
Department of Transportation		Budget Unit: Multimodal Operations	
Division: Multimodal Operations		HB Section: 4.470	
Core: Transit Funds for State			
Public Transportation Provider	STF	GR	Total Amount
Cape Girardeau County Transit Authority	\$6,463	\$0	\$6,463
City of Bloomfield	\$952	\$0	\$952
City of Carthage	\$1,931	\$0	\$1,931
City of Clinton	\$1,905	\$0	\$1,905
City of Eldorado Springs	\$1,438	\$0	\$1,438
City of Excelsior Springs	\$1,885	\$0	\$1,885
City of Houston	\$1,129	\$0	\$1,129
City of Lamar	\$1,701	\$0	\$1,701
City of Mt. Vernon	\$1,510	\$0	\$1,510
City of Nevada	\$1,306	\$0	\$1,306
City of New Madrid	\$1,159	\$0	\$1,159
City of West Plai Section 5311 federal funds p	\$2,317	\$0	\$2,317
Dunklin County Transit Service, Inc.	\$4,966	\$0	\$4,966
Licking Bridge Builders	\$1,195	\$0	\$1,195
Macon Area Chamber of Commerce	\$958	\$0	\$958
Mississippi County Transit System	\$2,776	\$0	\$2,776
OATS, Inc.	\$318,105	\$0	\$318,105
Ray County Transportation	\$6,314	\$0	\$6,314
Ripley County Transit	\$2,877	\$0	\$2,877
Scott County Transportation System	\$2,862	\$0	\$2,862
SERVE	\$6,395	\$0	\$6,395
SMTS, Inc.	\$57,575	\$0	\$57,575
Sub-Total Rural Transit	\$427,719	\$0	\$427,719
Total	\$1,710,875	\$0	\$1,710,875

CORE DECISION ITEM

Department of Transportation	Budget Unit: Multimodal Operations
Division: Multimodal Operations	
Core: Transit Funds for State	HB Section: 4.470

4. FINANCIAL HISTORY

	FY 2017 Actual	FY 2018 Actual	FY 2019 Actual	FY 2020 Current Yr.
Appropriation (All Funds)	\$2,210,875	\$1,710,875	\$1,710,875	\$1,710,875
Less Reverted (All Funds)	(\$15,000)	\$0	\$0	N/A
Less Restricted (All Funds)*	(\$121,250)	\$0	\$0	N/A
Budget Authority (All Funds)	\$2,074,625	\$1,710,875	\$1,710,875	N/A
Actual Expenditures (All Funds)	\$2,074,625	\$1,710,875	\$1,710,875	N/A
Unexpended (All Funds)	\$0	\$0	\$0	N/A
Unexpended, by Fund:				
General Revenue	\$0	\$0	\$0	N/A
Federal	\$0	\$0	\$0	N/A
Other	\$0	\$0	\$0	N/A



*Restricted amount is as of 7/1/19

Reverted includes the statutory three percent reserve amount (when applicable).

Restricted includes any Governor's Expenditure Restrictions which remained at the end of the fiscal year (when applicable).

NOTES:

CORE RECONCILIATION

STATE
TRANSIT FUNDS FOR STATE

5. CORE RECONCILIATION

	Budget Class	FTE	GR	Federal	Other	Total	Explanation
TAFP AFTER VETOES							
	PD	0.00	0	0	1,710,875	1,710,875	
	Total	0.00	0	0	1,710,875	1,710,875	
DEPARTMENT CORE REQUEST							
	PD	0.00	0	0	1,710,875	1,710,875	
	Total	0.00	0	0	1,710,875	1,710,875	
GOVERNOR'S RECOMMENDED CORE							
	PD	0.00	0	0	1,710,875	1,710,875	
	Total	0.00	0	0	1,710,875	1,710,875	

DECISION ITEM DETAIL

Budget Unit	FY 2019	FY 2019	FY 2020	FY 2020	FY 2021	FY 2021	FY 2021	FY 2021
Decision Item	ACTUAL	ACTUAL	BUDGET	BUDGET	DEPT REQ	DEPT REQ	GOV REC	GOV REC
Budget Object Class	DOLLAR	FTE	DOLLAR	FTE	DOLLAR	FTE	DOLLAR	FTE
TRANSIT FUNDS FOR STATE								
CORE								
PROGRAM DISTRIBUTIONS	1,710,875	0.00	1,710,875	0.00	1,710,875	0.00	1,710,875	0.00
TOTAL - PD	1,710,875	0.00	1,710,875	0.00	1,710,875	0.00	1,710,875	0.00
GRAND TOTAL	\$1,710,875	0.00	\$1,710,875	0.00	\$1,710,875	0.00	\$1,710,875	0.00
GENERAL REVENUE	\$0	0.00	\$0	0.00	\$0	0.00	\$0	0.00
FEDERAL FUNDS	\$0	0.00	\$0	0.00	\$0	0.00	\$0	0.00
OTHER FUNDS	\$1,710,875	0.00	\$1,710,875	0.00	\$1,710,875	0.00	\$1,710,875	0.00

PROGRAM DESCRIPTION

Department of Transportation

HB Section(s): 4.470

Program Name: Transit Funds for State

Program is found in the following core budget(s): Transit Funds for State

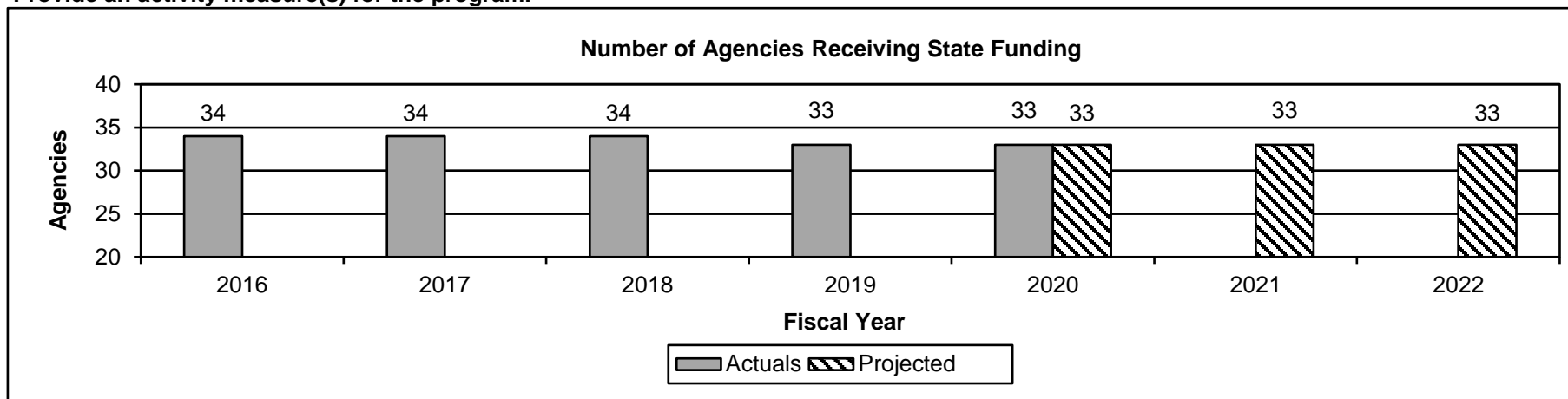
1a. What strategic priority does this program address?

Service - deliver transportation solutions of great value and use resources wisely

1b. What does this program do?

This state funded program provides operating assistance to 33 public transportation providers. Passenger fares cover less than 20 percent of the direct operating cost to provide transit mobility services. Actual allocation amounts will be dependent on the total number of grant applications received as well as any new qualified applicants that might enter the program for the first time in fiscal year 2021. The funding helps maintain some level of assistance to the public transportation providers in Missouri.

2a. Provide an activity measure(s) for the program.



The 2021 and 2022 projections are based on the number of agencies receiving funding currently in 2020.

PROGRAM DESCRIPTION

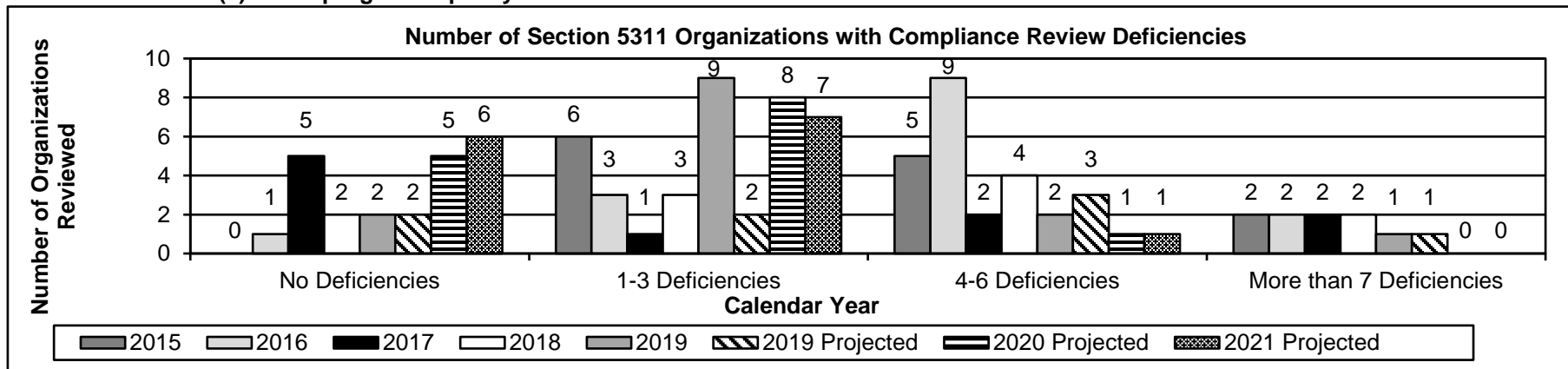
Department of Transportation

HB Section(s): 4.470

Program Name: Transit Funds for State

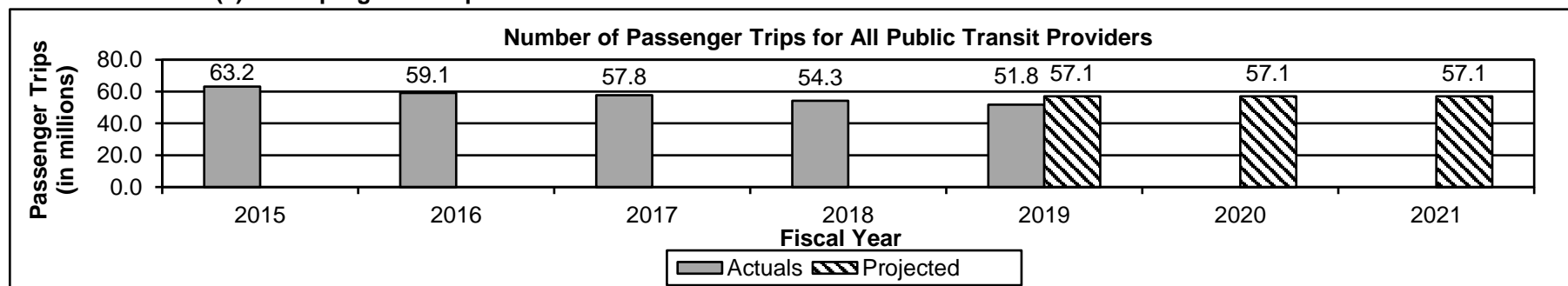
Program is found in the following core budget(s): Transit Funds for State

6b. Provide a measure(s) of the program's quality.



A deficiency is a violation of a Federal Transit Administration (FTA) or state requirement, which requires corrective action by a pre-determined date in order to maintain eligibility for transit funding programs. The 2020 and 2021 projections are based off an approximate 10 percent reduction from the prior year of deficiencies in any category greater than no deficiencies.

2c. Provide a measure(s) of the program's impact.



This graph includes transit passenger trips from all transit programs and not just this program. Passenger trips are counted based upon the number of stops. For example: if a person rides a bus to the doctor's office, the grocery store and home, the number of trips would be three. Fiscal year 2019 data is preliminary and is subject to change once all providers report final ridership. In 2019, Amtrak ridership declined significantly due to flooding. As a result, the 2020 and 2021 projections are based on average ridership from 2016 to 2018.

PROGRAM DESCRIPTION

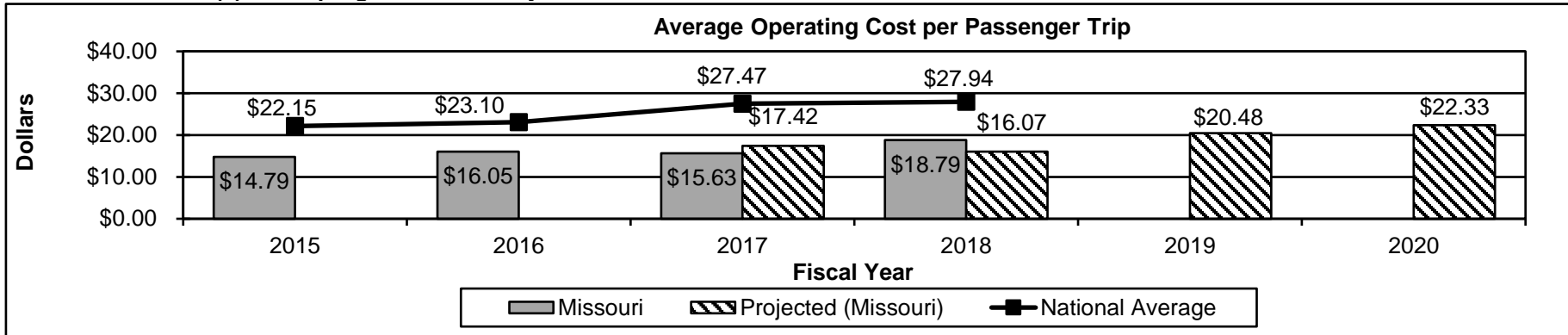
Department of Transportation

HB Section(s): 4.470

Program Name: Transit Funds for State

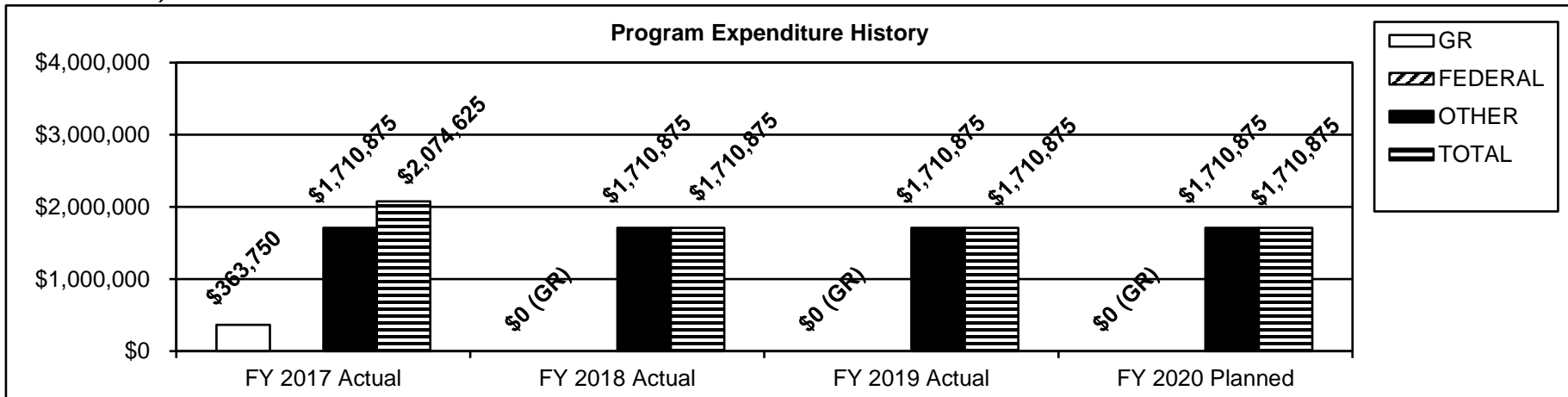
Program is found in the following core budget(s): Transit Funds for State

2d. Provide a measure(s) of the program's efficiency.



Passenger trips are counted based upon the number of stops. For example: if a person rides a bus to the doctor's office, the grocery store and home, the number of trips would be three. This data is from the National Transit Database administered by the Federal Transit Association and is only available for 2015, 2016, 2017 and 2018. Data for 2019 will not be available until fall of 2020. The fiscal year 2019 and 2020 projections are based on average growth from 2015 to 2018.

3. Provide actual expenditures for the prior three fiscal years and planned expenditures for the current fiscal year. (Note: Amounts do not include fringe benefit costs.)



PROGRAM DESCRIPTION

Department of Transportation

HB Section(s): 4.470

Program Name: Transit Funds for State

Program is found in the following core budget(s): Transit Funds for State

4. **What are the sources of the "Other " funds?**
State Transportation Fund (0675)
5. **What is the authorization for this program, i.e., federal or state statute, etc.? (Include the federal program number, if applicable.)**
Article IV, Section 30(c), MO Constitution, 226.195 and 226.225, RSMo.
6. **Are there federal matching requirements? If yes, please explain.**
No
7. **Is this a federally mandated program? If yes, please explain.**
No

NEW DECISION ITEM

RANK: 17 OF 19

Department of Transportation	Budget Unit: Multimodal Operations
Division: Multimodal Operations	
DI Name: Transit Funds for State Expansion DI# 1605022	HB Section: 4.470

1. AMOUNT OF REQUEST

	FY 2021 Budget Request					FY 2021 Governor's Recommendation			
	GR	Federal	Other	Total		GR	Federal	Other	Total
PS	\$0	\$0	\$0	\$0	PS	\$0	\$0	\$0	\$0
EE	\$0	\$0	\$0	\$0	EE	\$0	\$0	\$0	\$0
PSD	\$3,000,000	\$0	\$0	\$3,000,000	PSD	\$0	\$0	\$0	\$0
TRF	\$0	\$0	\$0	\$0	TRF	\$0	\$0	\$0	\$0
Total	\$3,000,000	\$0	\$0	\$3,000,000	Total	\$0	\$0	\$0	\$0
FTE	0.00	0.00	0.00	0.00	FTE	0.00	0.00	0.00	0.00

HB 4	\$0	\$0	\$0	\$0
HB 5	\$0	\$0	\$0	\$0

HB 4	\$0	\$0	\$0	\$0
HB 5	\$0	\$0	\$0	\$0

Note: Fringes budgeted in House Bill 5 except for certain fringes budgeted directly to MoDOT, Highway Patrol, and Conservation.

Note: Fringes budgeted in House Bill 5 except for certain fringes budgeted directly to MoDOT, Highway Patrol, and Conservation.

Other Funds:

Other Funds:

2. THIS REQUEST CAN BE CATEGORIZED AS:

<input type="checkbox"/> New Legislation	<input type="checkbox"/> New Program	<input type="checkbox"/> Fund Switch
<input type="checkbox"/> Federal Mandate	<input checked="" type="checkbox"/> Program Expansion	<input type="checkbox"/> Cost to Continue
<input type="checkbox"/> GR Pick-Up	<input type="checkbox"/> Space Request	<input type="checkbox"/> Equipment Replacement
<input type="checkbox"/> Pay Plan	<input type="checkbox"/> Other: _____	

3. WHY IS THIS FUNDING NEEDED? PROVIDE AN EXPLANATION FOR ITEMS CHECKED IN #2. INCLUDE THE FEDERAL OR STATE STATUTORY OR CONSTITUTIONAL AUTHORIZATION FOR THIS PROGRAM.

This expansion item is requested to help defray operating and capital costs for public transportation providers. The Missouri State Transit Assistance program is one of the smallest state programs nationally. These funds have been used for operating assistance to help subsidize transit operating deficits for public transit agencies throughout the state. The funds are also eligible for capital expenditures such as buses and bus facilities (for example bus administrative and maintenance facilities, passenger shelters, etc.). Additional funding may help facilitate capital items, consistent with Transit Asset Management (TAM) plan goals and objectives.

The Governor's Recommendation did not include funding for this item.

NEW DECISION ITEM

RANK: 17 OF 19

Department of Transportation	Budget Unit: Multimodal Operations
Division: Multimodal Operations	
DI Name: Transit Funds for State Expansion	DI# 1605022
	HB Section: 4.470

4. DESCRIBE THE DETAILED ASSUMPTIONS USED TO DERIVE THE SPECIFIC REQUESTED AMOUNT. (How did you determine that the requested number of FTE were appropriate? From what source or standard did you derive the requested levels of funding? Were alternatives such as outsourcing or automation considered? If based on new legislation, does request tie to TAFP fiscal note? If not, explain why. Detail which portions of the request are one-times and how those amounts were calculated.)

Operating assistance for the public transportation providers within the state of Missouri is significantly underfunded. MoDOT has seen an increase in state transit operating assistance requests through the provider application process. If appropriated, this \$3.0 million increase will be passed on to local public transit agencies to help defray operating costs.

5. BREAK DOWN THE REQUEST BY BUDGET OBJECT CLASS, JOB CLASS, AND FUND SOURCE. IDENTIFY ONE-TIME COSTS.

Budget Object Class/Job Class	Dept Req GR DOLLARS	Dept Req GR FTE	Dept Req FED DOLLARS	Dept Req FED FTE	Dept Req OTHER DOLLARS	Dept Req OTHER FTE	Dept Req TOTAL DOLLARS	Dept Req TOTAL FTE	Dept Req One-Time DOLLARS
Total PS	\$0	0.0	\$0	0.0	\$0	0.0	\$0	0.0	\$0
Total EE	\$0		\$0		\$0		\$0		\$0
Program Distributions (800)	\$3,000,000						\$3,000,000		
Total PSD	\$3,000,000		\$0		\$0		\$3,000,000		\$0
Total TRF	\$0		\$0		\$0		\$0		\$0
Grand Total	\$3,000,000	0.0	\$0	0.0	\$0	0.0	\$3,000,000	0.0	\$0

NEW DECISION ITEM

RANK: 17 OF 19

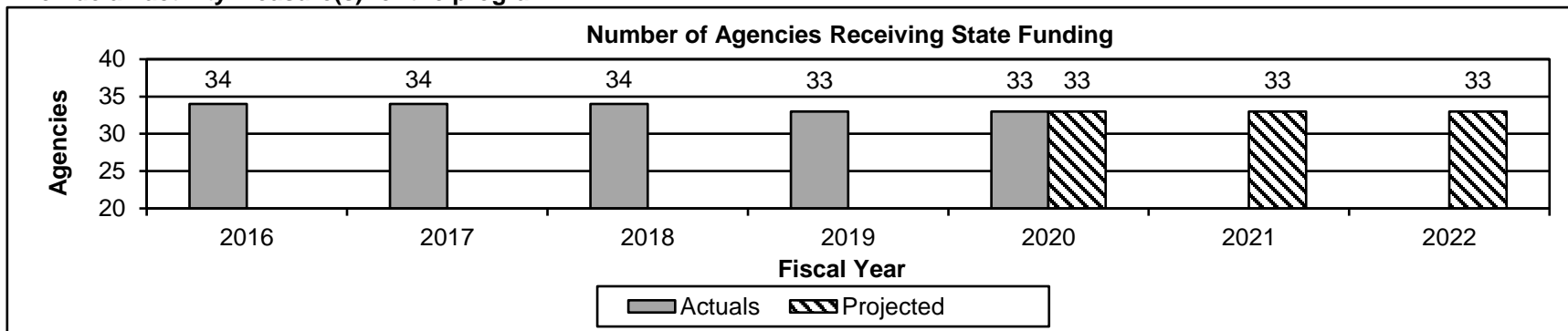
Department of Transportation		Budget Unit: <u>Multimodal Operations</u>							
Division: <u>Multimodal Operations</u>									
DI Name: <u>Transit Funds for State Expansion</u>		DI# <u>1605022</u>		HB Section: <u>4.470</u>					
Budget Object Class/Job Class	Gov Rec GR DOLLARS	Gov Rec GR FTE	Gov Rec FED DOLLARS	Gov Rec FED FTE	Gov Rec OTHER DOLLARS	Gov Rec OTHER FTE	Gov Rec TOTAL DOLLARS	Gov Rec TOTAL FTE	Gov Rec One-Time DOLLARS
Total PS	\$0	0.0	\$0	0.0	\$0	0.0	\$0	0.0	\$0
Total EE	\$0		\$0		\$0		\$0		\$0
Program Distributions (800)	\$0		\$0		\$0		\$0		\$0
Total PSD	\$0		\$0		\$0		\$0		\$0
Total TRF	\$0		\$0		\$0		\$0		\$0
Grand Total	\$0	0.0	\$0	0.0	\$0	0.0	\$0	0.0	\$0

NEW DECISION ITEM
RANK: 17 OF 19

Department of Transportation	Budget Unit: Multimodal Operations
Division: Multimodal Operations	
DI Name: Transit Funds for State Expansion	DI# 1605022
	HB Section: 4.470

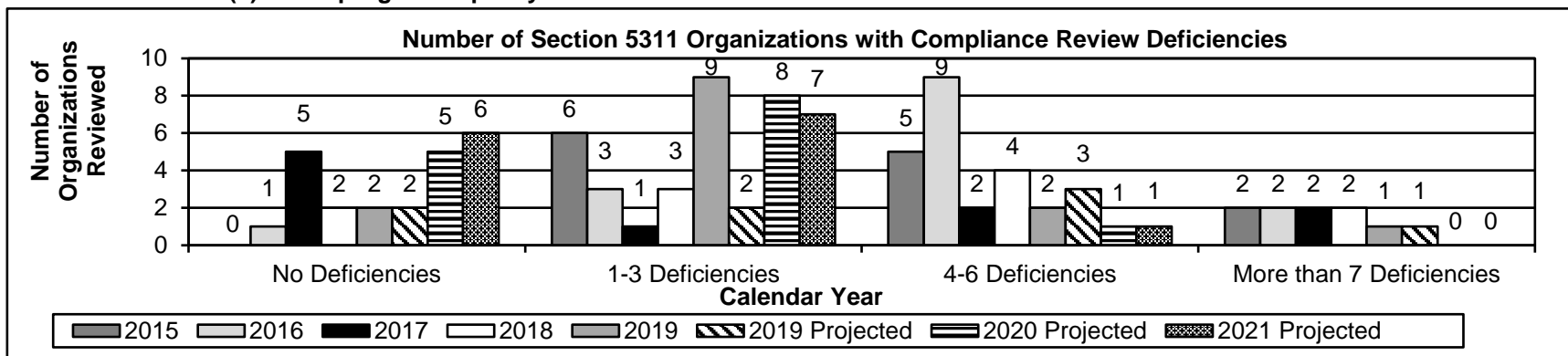
6. PERFORMANCE MEASURES (If new decision item has an associated core, separately identify projected performance with & without additional funding.)

6a. Provide an activity measure(s) for the program.



The 2021 and 2022 projections are based on the number of agencies receiving funding currently in 2020 and would not be impacted by additional funding.

6b. Provide a measure(s) of the program's quality.



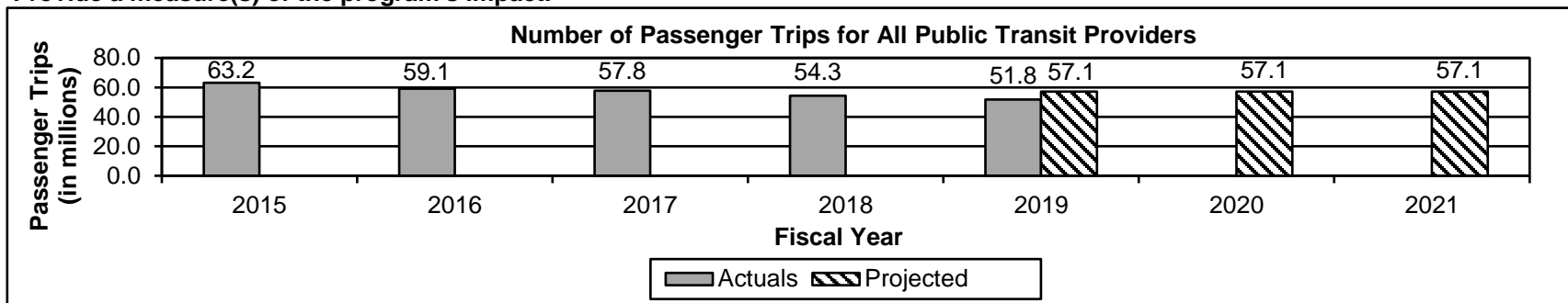
A deficiency is a violation of a Federal Transit Administration (FTA) or state requirement, which requires corrective action by a pre-determined date in order to maintain eligibility for transit funding programs. The 2020 and 2021 projections are based off an approximate 10 percent reduction from the prior year of deficiencies in any category greater than no deficiencies.

NEW DECISION ITEM

RANK: 17 OF 19

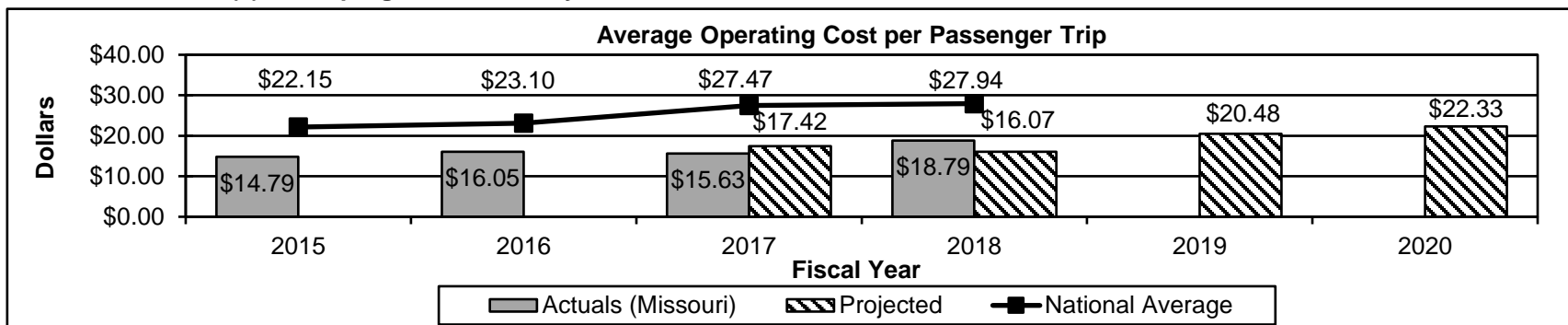
Department of Transportation	Budget Unit: <u>Multimodal Operations</u>
Division: <u>Multimodal Operations</u>	
DI Name: <u>Transit Funds for State Expansion</u>	DI# <u>1605022</u>
	HB Section: <u>4.470</u>

6c. Provide a measure(s) of the program's impact.



This graph includes transit passenger trips from all transit programs and not just this program. Passenger trips are counted based upon the number of stops. For example: if a person rides a bus to the doctor's office, the grocery store and home, the number of trips would be three. Fiscal year 2019 data is preliminary and is subject to change once all providers report final ridership. In 2019, Amtrak ridership declined significantly due to flooding. As a result, the 2020 and 2021 projections are based on average ridership from 2016 to 2018. The 2020 projection includes the additional funding requested.

6d. Provide a measure(s) of the program's efficiency.



Passenger trips are counted based upon the number of stops. For example: if a person rides a bus to the doctor's office, the grocery store and home, the number of trips would be three. This data is from the National Transit Database administered by the Federal Transit Association and is only available for 2015, 2016, 2017 and 2018. Data for 2019 will not be available until fall of 2020. The fiscal year 2019 and 2020 projections are based on average growth from 2015 to 2018.

NEW DECISION ITEM

RANK: 17 OF 19

Department of Transportation	Budget Unit: Multimodal Operations
Division: Multimodal Operations	
DI Name: Transit Funds for State Expansion	DI# 1605022
	HB Section: 4.470

7. STRATEGIES TO ACHIEVE THE PERFORMANCE MEASUREMENT TARGETS:

Provide sufficient state operating assistance subsidies to public transit agencies across the state to ensure the operation of a reliable and convenient transportation system.

DECISION ITEM DETAIL

Budget Unit	FY 2019	FY 2019	FY 2020	FY 2020	FY 2021	FY 2021	FY 2021	FY 2021
Decision Item	ACTUAL	ACTUAL	BUDGET	BUDGET	DEPT REQ	DEPT REQ	GOV REC	GOV REC
Budget Object Class	DOLLAR	FTE	DOLLAR	FTE	DOLLAR	FTE	DOLLAR	FTE
TRANSIT FUNDS FOR STATE								
State Transit Assist Expansion - 1605022								
PROGRAM DISTRIBUTIONS	0	0.00	0	0.00	3,000,000	0.00	0	0.00
TOTAL - PD	0	0.00	0	0.00	3,000,000	0.00	0	0.00
GRAND TOTAL	\$0	0.00	\$0	0.00	\$3,000,000	0.00	\$0	0.00
GENERAL REVENUE	\$0	0.00	\$0	0.00	\$3,000,000	0.00		0.00
FEDERAL FUNDS	\$0	0.00	\$0	0.00	\$0	0.00		0.00
OTHER FUNDS	\$0	0.00	\$0	0.00	\$0	0.00		0.00

This page left blank intentionally.

DECISION ITEM SUMMARY

Budget Unit								
Decision Item	FY 2019	FY 2019	FY 2020	FY 2020	FY 2021	FY 2021	FY 2021	FY 2021
Budget Object Summary	ACTUAL	ACTUAL	BUDGET	BUDGET	DEPT REQ	DEPT REQ	GOV REC	GOV REC
Fund	DOLLAR	FTE	DOLLAR	FTE	DOLLAR	FTE	DOLLAR	FTE
MO ELDRLY & HDCPD TRAN ASST P								
CORE								
PROGRAM-SPECIFIC								
GENERAL REVENUE	1,158,305	0.00	1,725,522	0.00	1,725,522	0.00	1,725,522	0.00
STATE TRANSPORTATION FUND	1,203,259	0.00	1,274,478	0.00	1,274,478	0.00	1,274,478	0.00
TOTAL - PD	2,361,564	0.00	3,000,000	0.00	3,000,000	0.00	3,000,000	0.00
TOTAL	2,361,564	0.00	3,000,000	0.00	3,000,000	0.00	3,000,000	0.00
GRAND TOTAL	\$2,361,564	0.00	\$3,000,000	0.00	\$3,000,000	0.00	\$3,000,000	0.00

CORE DECISION ITEM

Department of Transportation	Budget Unit: Multimodal Operations
Division: Multimodal Operations	
Core: Missouri Elderly and Handicapped Transportation Assistance Program (MEHTAP)	HB Section: 4.480

1. CORE FINANCIAL SUMMARY

	FY 2021 Budget Request					FY 2021 Governor's Recommendation			
	GR	Federal	Other	Total		GR	Federal	Other	Total
PS	\$0	\$0	\$0	\$0	PS	\$0	\$0	\$0	\$0
EE	\$0	\$0	\$0	\$0	EE	\$0	\$0	\$0	\$0
PSD	\$1,725,522	\$0	\$1,274,478	\$3,000,000	PSD	\$1,725,522	\$0	\$1,274,478	\$3,000,000
TRF	\$0	\$0	\$0	\$0	TRF	\$0	\$0	\$0	\$0
Total	\$1,725,522	\$0	\$1,274,478	\$3,000,000	Total	\$1,725,522	\$0	\$1,274,478	\$3,000,000
FTE	0.00	0.00	0.00	0.00	FTE	0.00	0.00	0.00	0.00
HB 4	\$0	\$0	\$0	\$0	HB 4	\$0	\$0	\$0	\$0
HB 5	\$0	\$0	\$0	\$0	HB 5	\$0	\$0	\$0	\$0
<i>Note: Fringes budgeted in House Bill 5 except for certain fringes budgeted directly to MoDOT, Highway Patrol, and Conservation.</i>					<i>Note: Fringes budgeted in House Bill 5 except for certain fringes budgeted directly to MoDOT, Highway Patrol, and Conservation.</i>				
Other Funds: State Transportation Fund (0675)					Other Funds: State Transportation Fund (0675)				
Notes:					Notes:				

2. CORE DESCRIPTION

The MEHTAP program is a state funded program that provides operating assistance to Missouri's 10 Area Agencies on Aging (AAA) and approximately 150 governmental and/or not-for-profit organizations statewide that offer or utilize transportation services for senior citizens and individuals with disabilities. Actual allocation amounts are dependent on the total number of grant applications received, as well as any new qualified applicants that might enter the program for the first time in fiscal year 2021.

The distribution of funds to eligible transportation service providers shall be determined by evaluating factors, including need for service, trip purpose, effectiveness based on yearly statistical cost per mile and one-way passenger trips and availability of alternative services.

The Governor's Recommendation is the same as the department's request.

CORE DECISION ITEM

Department of Transportation	Budget Unit: Multimodal Operations
Division: Multimodal Operations	
Core: Missouri Elderly and Handicapped Transportation Assistance Program (MEHTAP)	HB Section: 4.480
3. PROGRAM LISTING (list programs included in this core funding)	
The following is a list of transit grant recipients for fiscal year 2020 (draft list):	
All About Family 1	Crawford County Board for People with Developmental Disabilities
Area Agency on Aging, Region X	Current River Sheltered Workshop
Association of Group Homes for Nodaway County, Inc.	Developmental Disabilities Resource Board of Clay County
Bi-County Service, Inc.	Disability Resource Association, Inc.
Big Springs Sheltered Workshop, Inc.	Disabled Citizens Alliance for Independence, Inc.
Boone Center Workshop, Inc.	District III Area Agency on Aging
Bootheel Counseling Services, Inc.	DOCO Incorporated
Burrell, Inc.	Douglass Community Services, Inc.
Butler County Community Resource Council	Jackson County Board of Services for DD
Camden County Senate Bill 40 Board	Emmaus Homes, Inc.
Cape Girardeau Community Sheltered Workshop	Enrichment Services of Dent County, Inc.
Capital City Area Council for Special Services	Faith Tabernacle World Outreach, Inc.
Cardinal Ritter Senior Services	Five Star Senior Center
Casco Area Workshop, Inc.	Fun and Friends of Thayer Area
Center for Developmentally Disabled	Gateway Chapter Paralyzed Veterans of America, Inc.
Central Missouri Area Agency on Aging	Gateway Industries of Eldon
Central Missouri Community Action	Golden Echoes of Steelville, Inc.
Cerebral Palsy of Tri-County	Golden Valley Memorial Hospital
Chariton County Sheltered Workshop, Inc.	Good Samaritan Ind Living, Inc.
Child Advocacy Services Center, Inc.	Good Shepherd Nursing Home District
Children's Therapy Center of Pettis County, Inc.	Great Circle, Inc.
City of Sugar Creek	Grundy County Senate Bill 40 Board
City Seniors, Inc.	Guadalupe Centers, Inc.
Community Counseling Center	Harrison County Community Hospital District
Community Living, Inc.	Harrison County Sheltered Workshop Association
Community Opportunities for People with Developmental Disabilities	Harry S. Truman Children's Neurological Center
Community Sheltered Workshop, Inc.	Higbee Senior Citizens Center
Comprehensive Mental Health Services, Inc.	High Hope Employment Services, Inc.
Concerned Citizens for the Community, Inc.	I-70 Medical Center Auxillary
Council of Churches of the Ozarks, Inc.	Ideal Industries, Inc.
Cox Barton County Hospital	Independence Center

CORE DECISION ITEM

Department of Transportation	Budget Unit: Multimodal Operations
Division: Multimodal Operations	
Core: Missouri Elderly and Handicapped Transportation Assistance Program (MEHTAP)	HB Section: 4.480
Independent Living Center of Mid-Missouri, Inc.	North Central Missouri Mental Health Center
Independent Living Center, Inc.	Northeast Missouri Area Agency on Aging
ITN St. Charles	Northside Youth And Senior Service Center, Inc.
Jasper County Sheltered Facilities Association, Inc.	Northwest Communities Development Corporation
Jefferson County Community Partnership	Northwest Missouri Area Agency on Aging
Johnson County Board of Services	Northwest Missouri Industries, Inc.
KCATA Share-A-Fare	OATS, Inc.
Kingdom House	Opportunity Sheltered Industries, Inc.
Knox County Nursing Home District	Opportunity Workshop, Inc.
Laclede Early Education Program	Oregon County Sheltered Workshop
Laclede Industries	Osage County Community Living
Lafayette County Board of Sheltered Services	Ozark Center
Lake of the Ozarks Developmental Center, Inc.	Ozark Independent Living
Lamar Community Betterment Council, Inc.	Ozark Sheltered Industries, Inc.
Learning Opportunities / Quality Works, Inc.	Ozarks Area Community Action Corporation
Life Center for Independent Living - Life, Inc.	Paraquad, Inc.
Lifebridge Partnership	Pemiscot Progressive Industries, Inc.
Lincoln County Council on Aging	Pike County Senate Bill 40 Board
Macon County Sheltered Workshop	Pike County Sheltered Workshop, Inc.
Madison CO Council for Developmentally Disabled, Inc.	Platte County Board of Services for the Developmentally Disabled
Manufacturers Assistance Group	Platte Senior Services, Inc.
Marion County Services, Inc.	Platte County Senior Citizens Service Fund
Mark Twain Association for Mental Health, Inc.	Pony Bird, Inc.
Mennonite Home Association, Inc.	Productive Living Board for St. Louis Co. Citizens with Developmental Disabilities
Mercy Hospital South	Quality Industries of the Lake of the Ozarks
Mid-America Regional Council	Rainbow Center for Communicative Disorders
Mid-East Area Agency on Aging	Ray County Board of Services for the DD
Mississippi County Transit System	ReDiscover
Moniteau County Senate Bill 40 Board	Retired Senior Volunteer Program of Pemiscot and New Madrid Counties
Monroe City Sheltered Workshop	Reynolds County Sheltered Workshop, Inc.
Montgomery County Senate Bill 40 Board	Rolling Hills Creative Living, Inc.
New Horizons Community Support Services, Inc.	Scenic Rivers Industries, Inc.
NOCOMO Industries, Inc.	Semo Alliance For Disability Independence, Inc.

CORE DECISION ITEM

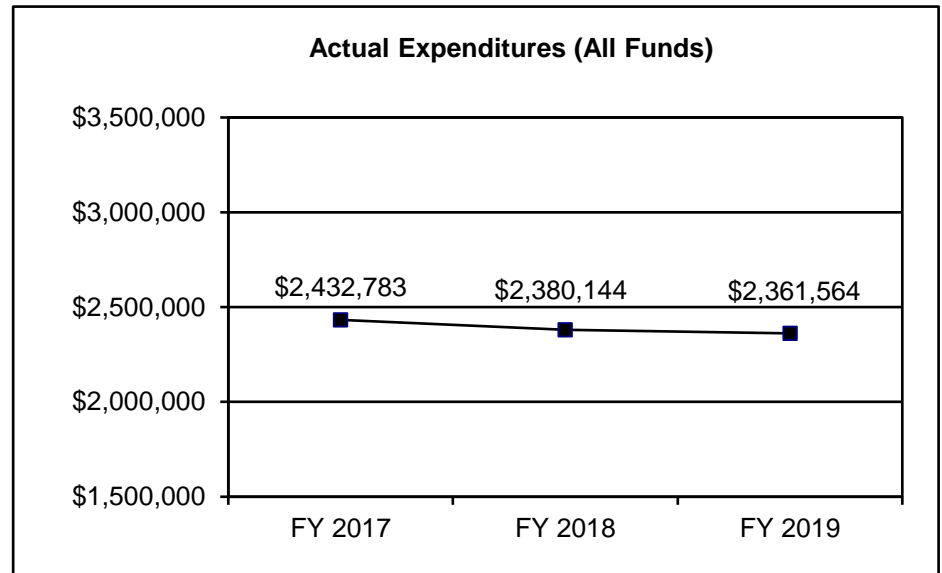
Department of Transportation	Budget Unit: Multimodal Operations
Division: Multimodal Operations	
Core: Missouri Elderly and Handicapped Transportation Assistance Program (MEHTAP)	HB Section: 4.480
<p>Senior Adult Services, Inc. Senior Age (SW) Area Agency on Aging Senior Citizens of Mountain View, Missouri, Inc. Services for Extended Employment Southeast Missouri Area Agency on Aging Southeast Missouri State University Southeast Missouri Transportation Services (SMTS) Southside Senior Citizen Center Specialty Industries of St Joseph, Inc. St. Elizabeth Adult Day Care Center, Inc. St. Francois County Board for Developmentally Disabled St. Louis Area Agency on Aging St. Louis Life St. Louis Office for Developmental Disability Resources Stoddard County Sheltered Facilities Board of Directors Stoddard County Transit Services, Inc. SunnyHill, Inc. Terrace Gardens Retirement Center, Inc. The Arc of the Ozarks The Salvation Army The State of the Art School for the DD Three Rivers Sheltered Industries, Inc. Unique Services, Inc. Unlimited Opportunities, Inc. Warren County Handicapped Services, Inc. Warren County Sheltered Workshop, Inc. Washington County Board for the Handicapped Web-Co Custom Industries, Inc. West-Central Independent Living Solutions Wider Opportunities, Inc. Willow Health Care, Inc. Worth County Convalescent Center</p>	

CORE DECISION ITEM

Department of Transportation	Budget Unit: <u>Multimodal Operations</u>
Division: <u>Multimodal Operations</u>	
Core: <u>Missouri Elderly and Handicapped Transportation Assistance Program (MEHTAP)</u>	HB Section: <u>4.480</u>

4. FINANCIAL HISTORY

	FY 2017 Actual	FY 2018 Actual	FY 2019 Actual	FY 2020 Current Yr.
Appropriation (All Funds)	\$2,468,607	\$2,468,607	\$2,468,607	\$3,000,000
Less Reverted (All Funds)	(\$35,824)	(\$35,824)	(\$35,824)	N/A
Less Restricted (All Funds)*	\$0	\$0	\$0	N/A
Budget Authority (All Funds)	\$2,432,783	\$2,432,783	\$2,432,783	N/A
Actual Expenditures (All Funds)	\$2,432,783	\$2,380,144	\$2,361,564	N/A
Unexpended (All Funds)	\$0	\$52,639	\$71,219	N/A
Unexpended, by Fund:				
General Revenue	\$0	\$0	\$0	N/A
Federal	\$0	\$0	\$0	N/A
Other	\$0	\$52,639	\$71,219	N/A



*Restricted amount is N/A

Reverted includes the statutory three-percent reserve amount (when applicable).

Restricted includes any Governor's Expenditure Restrictions which remained at the end of the fiscal year (when applicable).

NOTES:

CORE RECONCILIATION

STATE
MO ELDRLY & HDCPD TRAN ASST P

5. CORE RECONCILIATION

	Budget Class	FTE	GR	Federal	Other	Total	Explanation
TAFP AFTER VETOES							
	PD	0.00	1,725,522	0	1,274,478	3,000,000	
	Total	0.00	1,725,522	0	1,274,478	3,000,000	
DEPARTMENT CORE REQUEST							
	PD	0.00	1,725,522	0	1,274,478	3,000,000	
	Total	0.00	1,725,522	0	1,274,478	3,000,000	
GOVERNOR'S RECOMMENDED CORE							
	PD	0.00	1,725,522	0	1,274,478	3,000,000	
	Total	0.00	1,725,522	0	1,274,478	3,000,000	

DECISION ITEM DETAIL

Budget Unit	FY 2019	FY 2019	FY 2020	FY 2020	FY 2021	FY 2021	FY 2021	FY 2021
Decision Item	ACTUAL	ACTUAL	BUDGET	BUDGET	DEPT REQ	DEPT REQ	GOV REC	GOV REC
Budget Object Class	DOLLAR	FTE	DOLLAR	FTE	DOLLAR	FTE	DOLLAR	FTE
MO ELDRLY & HDCPD TRAN ASST P								
CORE								
PROGRAM DISTRIBUTIONS	2,361,564	0.00	3,000,000	0.00	3,000,000	0.00	3,000,000	0.00
TOTAL - PD	2,361,564	0.00	3,000,000	0.00	3,000,000	0.00	3,000,000	0.00
GRAND TOTAL	\$2,361,564	0.00	\$3,000,000	0.00	\$3,000,000	0.00	\$3,000,000	0.00
GENERAL REVENUE	\$1,158,305	0.00	\$1,725,522	0.00	\$1,725,522	0.00	\$1,725,522	0.00
FEDERAL FUNDS	\$0	0.00	\$0	0.00	\$0	0.00	\$0	0.00
OTHER FUNDS	\$1,203,259	0.00	\$1,274,478	0.00	\$1,274,478	0.00	\$1,274,478	0.00

PROGRAM DESCRIPTION

Department of Transportation

HB Section(s): 4.480

Program Name: MEHTAP

Program is found in the following core budget(s): MEHTAP

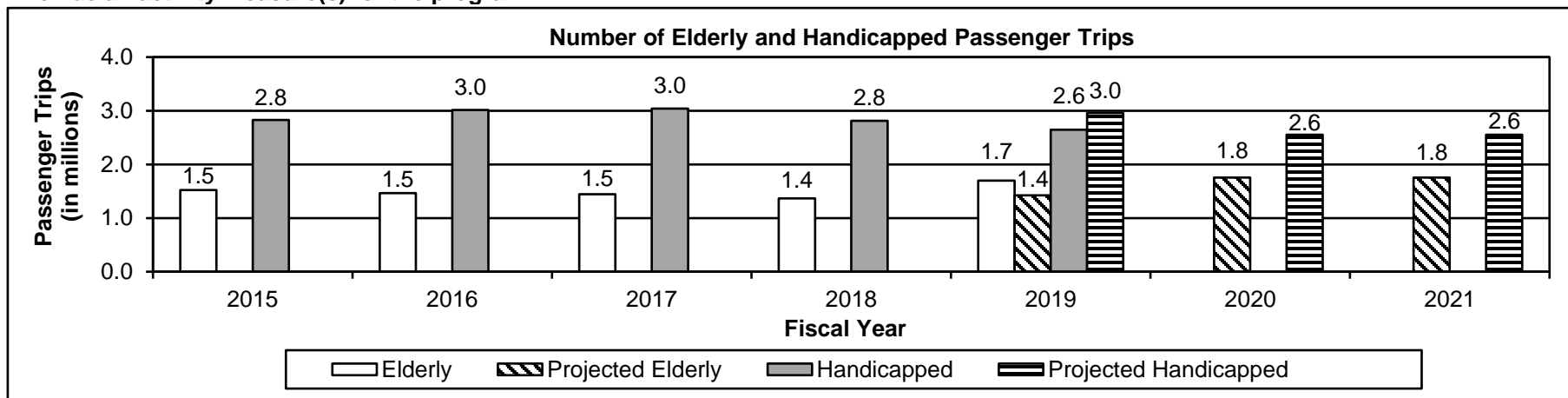
1a. What strategic priority does this program address?

Service - deliver transportation solutions of great value and use resources wisely

1b. What does this program do?

The MEHTAP program is a state funded program that provides operating assistance to Missouri's 10 Area Agencies on Aging (AAA) and approximately 150 governmental and/or not-for-profit organizations statewide that offer or utilize transportation services for senior citizens and individuals with disabilities. In fiscal year 2019, there were a total of 4,343,553 rides in the MEHTAP program for the elderly and individuals with disabilities.

2a. Provide an activity measure(s) for the program.



Passenger trips are counted based upon the number of stops. For example: if a person rides a bus to the doctor's office, the grocery store and home, the number of trips would be three. Missouri experienced an over all increase of 3.3 percent for elderly trips and an over all decrease of 1.8 percent for handicapped trips per year between 2015 and 2019. Fiscal year 2019 data is preliminary and is subject to change once all providers report final ridership. The 2020 and 2021 projections are based on projecting a 3.3 percent increase for elderly trips and 1.8 percent decrease for handicapped trips over fiscal year 2019 actual trips.

PROGRAM DESCRIPTION

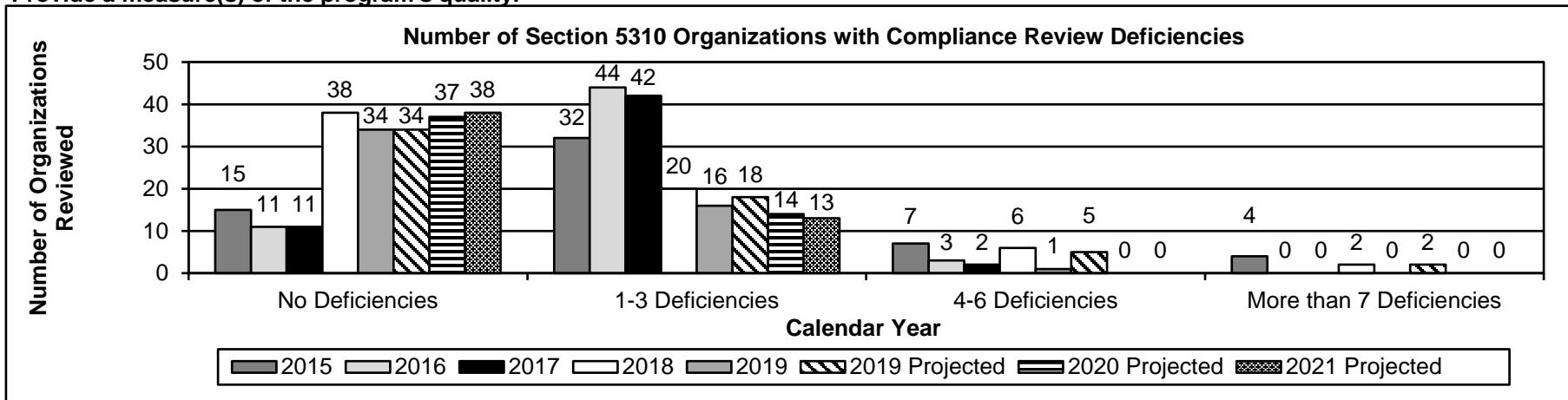
Department of Transportation

HB Section(s): 4.480

Program Name: MEHTAP

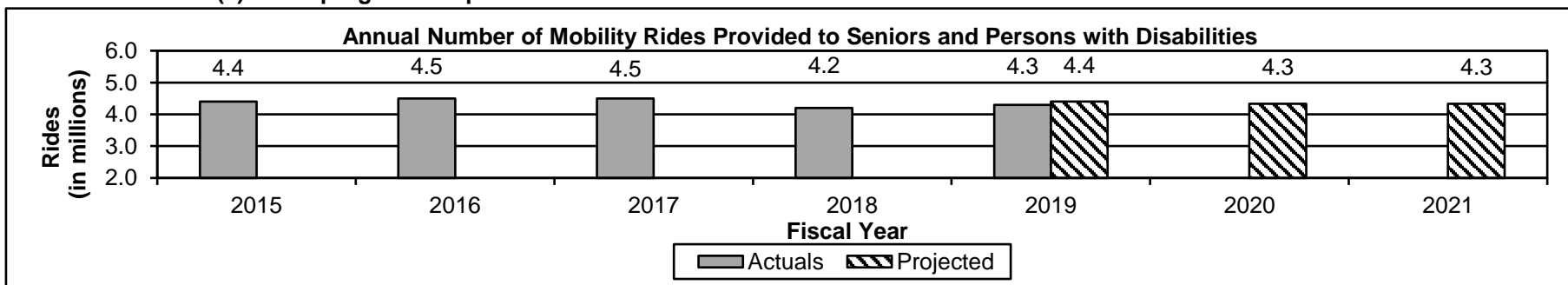
Program is found in the following core budget(s): MEHTAP

2b. Provide a measure(s) of the program's quality.



A deficiency is a violation of a Federal Transit Administration (FTA) or state requirement, which requires corrective action by a pre-determined date in order to maintain eligibility for transit funding programs. The 2020 and 2021 projections are based off an approximate 10 percent reduction from the prior year of deficiencies in any category greater than no deficiencies.

2c. Provide a measure(s) of the program's impact.



Passenger trips are counted based upon the number of stops. For example: if a person rides a bus to the doctor's office, the grocery store and home, the number of trips would be three. Fiscal year 2019 data is preliminary and is subject to change once all providers report final ridership. The 2020 and 2021 projections are based on the average of the past three years of mobility ride actuals.

PROGRAM DESCRIPTION

Department of Transportation

HB Section(s): 4.480

Program Name: MEHTAP

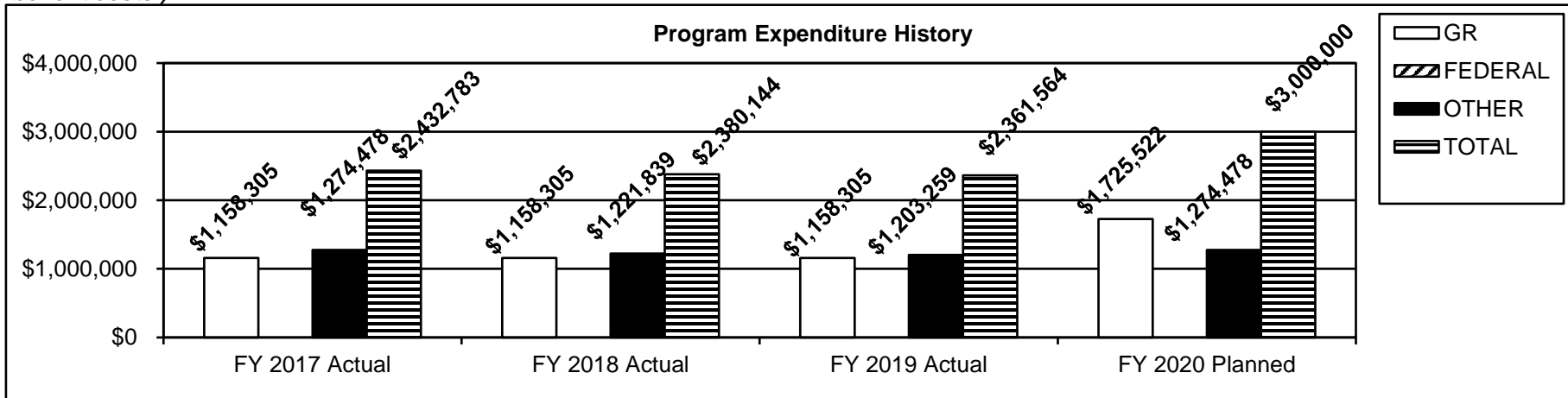
Program is found in the following core budget(s): MEHTAP

2d. Provide a measure(s) of the program's efficiency.

Average Cost per Trip for Mobility Services to Seniors & Persons with Disabilities							
	FY 2015	FY 2016	FY 2017	FY 2018	FY 2019	FY 2020	FY 2021
Actual	\$8.26	\$8.32	\$8.80	\$8.49	\$8.70		
Projected					\$8.54	\$8.66	\$8.66

Fiscal year 2019 data is preliminary and is subject to change once all providers report final ridership. The 2020 and 2021 projections are based on the average of the last three years of actuals.

3. Provide actual expenditures for the prior three fiscal years and planned expenditures for the current fiscal year. (Note: Amounts do not include fringe benefit costs.)



PROGRAM DESCRIPTION**Department of Transportation****HB Section(s): 4.480****Program Name: MEHTAP****Program is found in the following core budget(s): MEHTAP**

- 4. What are the sources of the "Other " funds?**
State Transportation Fund (0675)
- 5. What is the authorization for this program, i.e., federal or state statute, etc.? (Include the federal program number, if applicable.)**
Article IV, Section 30(c) MO Constitution, 33.543, 208.255 and 226.225, RSMo.
- 6. Are there federal matching requirements? If yes, please explain.**
No
- 7. Is this a federally mandated program? If yes, please explain.**
No

DECISION ITEM SUMMARY

Budget Unit								
Decision Item	FY 2019	FY 2019	FY 2020	FY 2020	FY 2021	FY 2021	FY 2021	FY 2021
Budget Object Summary	ACTUAL	ACTUAL	BUDGET	BUDGET	DEPT REQ	DEPT REQ	GOV REC	GOV REC
Fund	DOLLAR	FTE	DOLLAR	FTE	DOLLAR	FTE	DOLLAR	FTE
CAPITAL IMPR - SEC 5310 (16)								
CORE								
EXPENSE & EQUIPMENT								
MULTIMODAL OPERATIONS FEDERAL	0	0.00	300,000	0.00	300,000	0.00	300,000	0.00
TOTAL - EE	0	0.00	300,000	0.00	300,000	0.00	300,000	0.00
PROGRAM-SPECIFIC								
MULTIMODAL OPERATIONS FEDERAL	1,314,542	0.00	10,300,000	0.00	10,300,000	0.00	10,300,000	0.00
TOTAL - PD	1,314,542	0.00	10,300,000	0.00	10,300,000	0.00	10,300,000	0.00
TOTAL	1,314,542	0.00	10,600,000	0.00	10,600,000	0.00	10,600,000	0.00
GRAND TOTAL	\$1,314,542	0.00	\$10,600,000	0.00	\$10,600,000	0.00	\$10,600,000	0.00

CORE DECISION ITEM

Department of Transportation	Budget Unit: <u>Multimodal Operations</u>
Division: Multimodal Operations	
Core: CI - Elderly & Disab. Transit Sec. 5310	HB Section: <u>4.475</u>

1. CORE FINANCIAL SUMMARY

	FY 2021 Budget Request				FY 2021 Governor's Recommendation			
	GR	Federal	Other	Total	GR	Federal	Other	Total
PS	\$0	\$0	\$0	\$0	\$0	\$0	\$0	\$0
EE	\$0	\$300,000	\$0	\$300,000	\$0	\$300,000	\$0	\$300,000
PSD	\$0	\$10,300,000	\$0	\$10,300,000	\$0	\$10,300,000	\$0	\$10,300,000
TRF	\$0	\$0	\$0	\$0	\$0	\$0	\$0	\$0
Total	\$0	\$10,600,000	\$0	\$10,600,000	\$0	\$10,600,000	\$0	\$10,600,000
FTE	0.00	0.00	0.00	0.00	0.00	0.00	0.00	0.00

HB 4	\$0	\$0	\$0	\$0
HB 5	\$0	\$0	\$0	\$0

Note: Fringes budgeted in House Bill 5 except for certain fringes budgeted directly to MoDOT, Highway Patrol, and Conservation.

HB 4	\$0	\$0	\$0	\$0
HB 5	\$0	\$0	\$0	\$0

Note: Fringes budgeted in House Bill 5 except for certain fringes budgeted directly to MoDOT, Highway Patrol, and Conservation.

Other Funds:

Other Funds:

Notes:

Notes:

2. CORE DESCRIPTION

The Section 5310 program provides funding to transportation service providers for capital and operating projects that enhance the mobility of senior citizens and persons with disabilities that have limited access to their communities (medical, employment, shopping, etc.) where public transportation is unavailable, insufficient or inappropriate.

The allocation to Missouri is based on the disabled population in the state. MoDOT administers the grants that support mobility projects in the rural as well as the small urbanized areas of the state.

The Governor's Recommendation is the same as the department's request.

3. PROGRAM LISTING (list programs included in this core funding)

<p>Eligible organizations are listed:</p> <ul style="list-style-type: none"> Access II - Independent Living Center Adult Day Activity Personal Training (ADAPT) All About Family 1 	<ul style="list-style-type: none"> Alternative Community Training Amanda Lockett Murphy Hopewell Mental Health Center ARC of the Ozarks
---	--

CORE DECISION ITEM

Department of Transportation	Budget Unit: <u>Multimodal Operations</u>
Division: <u>Multimodal Operations</u>	
Core: <u>CI - Elderly & Disab. Transit Sec. 5310</u>	HB Section: <u>4.475</u>
<p>Arthur Center Audrain Developmental Disability Services Barry-Lawrence Developmental Center Big Springs Sheltered Workshop Boone Center Inc. Bootheel Counseling Service Burrell, Inc. Cape Girardeau Community Sheltered W/S d/b/a VIP Industries Cape Girardeau County Transit Authority Capital City Area Council for Special Services Cardinal Ritter Senior Services Carondelet Long Term Care Facilities, Inc. - St Mary's Manor Carroll County Memorial Hospital Casco Area Workshop Center for Developmentally Disabled Center for Head Injury Services Cerebral Palsy of Tri-County Champ Clark ACC d/b/a The Learning Center Chariton County Sheltered Workshop, Inc. Chariton Valley Association for Handicapped Citizens, Inc. Child Advocacy Services Center - The Children's Place Children's Therapy Center of Pettis County, Inc. Choices for People Center City of Bellefontaine Neighbors City of Hazelwood City of Jefferson City of Jennings City of Maplewood City of Sugar Creek City Seniors, Inc. Clinco Sheltered Industries, Inc. Cole County Residential Serv., Inc. Community Counseling Center</p>	<p>Community Living, Inc. Community Opportunities for People with Developmental Disabilities Community Sheltered Workshop, Inc. Compass Health: Pathways Community Behavioral Healthcare, Inc. Comprehensive Mental Health Services, Inc. Concerned Care, Inc. Council of Churches of the Ozarks Crawford County Board for People with Developmental Disabilities Crider Center for Mental Health Current River Sheltered Workshop Disability Resources Associates Don Bosco Community Center, Inc. East Central Missouri Easterseals Midwest Emmaus Homes, Inc. Enrichment Services of Dent County, Inc. Family Guidance Center for Behavioral Health Five Star Senior Center Fun & Friends of Thayer Area Gambrill Gardens Gateway Chapter Paralyzed Veterans of America, Inc. Gateway Industries of Eldon Good Shepherd Nursing Home District Great Circle Grundy Co. Senate Bill 40 Board Guadalupe Centers, Inc. Harrison County Sheltered Workshop Harry S. Truman Children's Mercy Hospital Healthcare Coalition of Lafayette County Heartland Health System I-70 Medical Center Auxiliary Ideal Apartment Housing Independence Center</p>

CORE DECISION ITEM

Department of Transportation	Budget Unit: Multimodal Operations
Division: Multimodal Operations	
Core: CI - Elderly & Disab. Transit Sec. 5310	HB Section: 4.475
Independent Living Center, Inc.	Northside Youth and Senior Service Center, Inc.
ITN St. Charles	Northwest Communities Development Corp.
Jasper County Sheltered Facilities Association	Northwest Missouri Industries, Inc.
Jefferson County Community Partnership	OATS Inc.
Jewish Community Center Association	Opportunity Workshop, Inc.
Johnson County Board of Services	Osage County Community Living Inc.
Knox County Nursing Home District	Ozark Center Transportation
Laclede Industries	Ozark Senior Center
Lafayette County Board of Sheltered Services	Ozark Valley Community Service (OVCS)
Lake of the Ozarks Developmental Center	Ozarks Medical Center Behavioral Healthcare
Laplata Nursing Home	Paraquad, Inc.
Learning Opportunities Quality Works, Inc.	Pemiscot Progressive Industries, Inc.
LIFE Center for Independent Living	Peter & Paul Community Service
Lifebridge Partnership	Phelps County Regional Medical Center
Living Community - St. Joseph	Pike County Agency for Developmental Disabilities
Livingston County Nursing Home District	Pineview Manor, Inc.
Macon County Commission for Developmentally Disabled Citizens	Platte County Board of Services for Developmental Disabilities
Macon County Nursing Home d/b/a Lock Haven	Pony Bird, Inc.
Macon County Sheltered Workshop - Diversified Industries	Preferred Family Healthcare d/b/a Preferred Community Services
Madison County Council on DD/MCCDD	Quality Industries of the Lake of the Ozarks
Manufactures Assistance Group, Inc.	Rainbow Center for Communicative Disorders
Marion County Board of Services for Developmental Disabilities	Ray County Board of Services for the Developmentally Disabled
Mark Twain Association for Mental Health	Ray County Transportation Inc.
Mattie Rhodes Memorial Society	Reynolds County Sheltered Workshop
Metropolitan Senior Citizens d/b/a St. Louis Activity Center	Rolling Hills Creative Living, Inc.
Miller County Board for Services For Developmental Disabilities	Ruth Jensen Village Residential Services, Inc.
Missouri Rural Health Association	SEMO - Alliance for Disability Independence Corp.
Moniteau County Senate Bill 40 Board	Senior Adult Services
Monroe City Sheltered Workshop	Senior Citizens of Mountain View
Montgomery County SB40	SERVE Inc.
New Horizons Community Support Service	Services for Extended Employment
NextStep for Life, Inc.	Sheltered Industries of Meramec Valley/Empac Inds
North Central Missouri Mental Health Center	Sherwood Center for the Exceptional Child

CORE DECISION ITEM

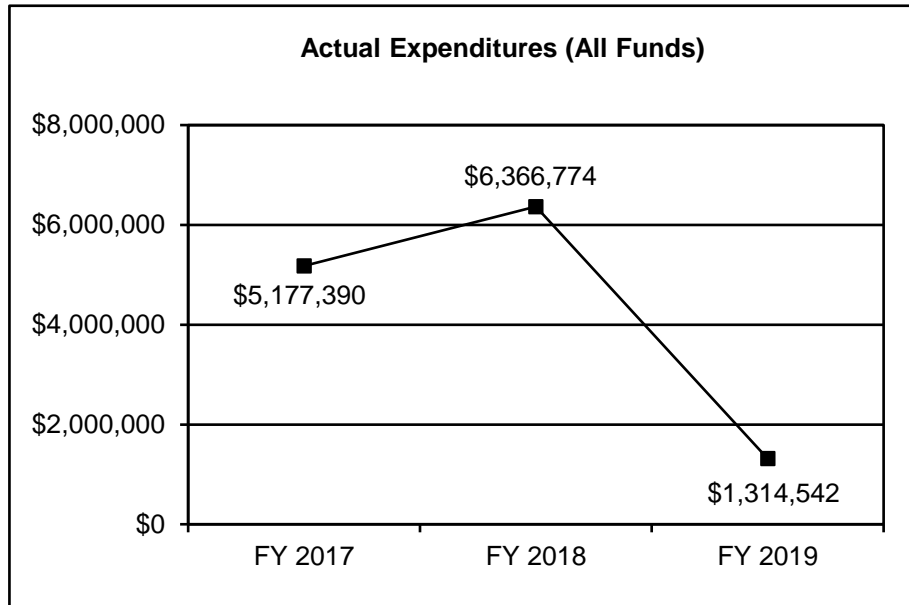
Department of Transportation	Budget Unit: Multimodal Operations
Division: Multimodal Operations	
Core: CI - Elderly & Disab. Transit Sec. 5310	HB Section: 4.475
<p>Southeast Missouri Transportation Service St. Elizabeth Adult Day Care Center St. Francois County Board for Developmental Disabilities St. Genevieve County Sheltered Workshop Incorporated St. Louis ARC St. Louis Life Stoddard County ARC Sunnyhill, Inc. Swope Health Services d/b/a Model Cities Health Corp of KC The Arc of the Ozarks Truman Medical Centers Union Senior Center Transportation, Inc. Unique Services, Inc. United Enterprises, Inc. Unlimited Opportunities, Inc. Warren County Handicapped Services Warren County Sheltered Workshop Washington County Board for the Handicapped Webco Custom Industries Incorporated West Plains Transit System Wider Opportunities Willow Health Care Worth County Nursing Center</p>	

CORE DECISION ITEM

Department of Transportation	Budget Unit: Multimodal Operations
Division: Multimodal Operations	
Core: CI - Elderly & Disab. Transit Sec. 5310	HB Section: 4.475

4. FINANCIAL HISTORY

	FY 2017 Actual	FY 2018 Actual	FY 2019 Actual	FY 2020 Current Yr.
Appropriation (All Funds)	\$10,600,000	\$10,600,000	\$10,600,000	\$10,600,000
Less Reverted (All Funds)	\$0	\$0	\$0	N/A
Less Restricted (All Funds)*	\$0	\$0	\$0	N/A
Budget Authority (All Funds)	\$10,600,000	\$10,600,000	\$10,600,000	N/A
Actual Expenditures (All Funds)	\$5,177,390	\$6,366,774	\$1,314,542	N/A
Unexpended (All Funds)	\$5,422,610	\$4,233,226	\$9,285,458	N/A
Unexpended, by Fund:				
General Revenue	\$0	\$0	\$0	N/A
Federal	\$5,422,610	\$4,233,226	\$9,285,458	N/A
Other	\$0	\$0	\$0	N/A
	(1), (2)	(1), (3)	(1), (4)	



*Restricted amount is N/A

Reverted Includes the statutory three percent reserve amount (when applicable).

Restricted Includes any Governor's Expenditure Restrictions which remained at the end of the fiscal year (when applicable).

NOTES:

(1) Multi-year grants carry forward to future years.

(2) In addition to actual expenditures in fiscal year 2017, the unexpended balance of the appropriation includes \$1.5 million of committed budget authority in the form of purchase orders for vehicles ordered in fiscal year 2017, but were not delivered until fiscal year 2018.

(3) In addition to actual expenditures in fiscal year 2018, the unexpended balance of the appropriation includes \$806,297 of committed budget authority in the form of purchase orders for projects that started in fiscal year 2018, but would not pay out until fiscal year 2019.

(4) In addition to actual expenditures in fiscal year 2019, the unexpended balance of the appropriation includes \$577,951 of committed budget authority in the form of purchase orders for projects that started in fiscal year 2019, but would not pay out until fiscal year 2020.

FLEXIBILITY REQUEST FORM

BUDGET UNIT NUMBER:	60531C, 60534C, 60535C, 60536C, 60554C Capital Impr - Sec 5310, Formula Transit Grants for Rural Areas - Sec	DEPARTMENT:	Missouri Department of Transportation (MoDOT)
BUDGET UNIT NAME:	5311, Cap Grants - Sec 5309, Planning Grants - Sec 5303, Bus & Bus Facility Transit Grants - Sec 5339	DIVISION:	Multimodal Operations
HOUSE BILL SECTION:	4.475, 4.485, 4.490, 4.495, 4.500		

1. Provide the amount by fund of personal service flexibility and the amount by fund of expense and equipment flexibility you are requesting in dollar and percentage terms and explain why the flexibility is needed. If flexibility is being requested among divisions, provide the amount by fund of flexibility you are requesting in dollar and percentage terms and explain why the flexibility is needed.

DEPARTMENT REQUEST

The fiscal year 2021 budget request includes a request for 25 percent flexibility between each of the House Bill sections and/or budget units listed above from the Multimodal Operations Federal Fund, totaling \$12,375,000. This flexibility is needed between these House Bill sections and/or budget units to allow MoDOT to more effectively administer federal funds received from the Federal Transit Administration.

2. Estimate how much flexibility will be used for the budget year. How much flexibility was used in the Prior Year Budget and the Current Year Budget? Please specify the amount.

PRIOR YEAR ACTUAL AMOUNT OF FLEXIBILITY USED	CURRENT YEAR ESTIMATED AMOUNT OF FLEXIBILITY THAT WILL BE USED	BUDGET REQUEST ESTIMATED AMOUNT OF FLEXIBILITY THAT WILL BE USED
N/A - Flexibility was not used in the prior year.	In fiscal year 2020, MoDOT requested \$1.7 million of flexibility, or 0.6 percent, be moved from Formula Transit Grants for Rural Areas - Sec 5311 to Bus & Bus Facility Transit Grants - Sec 5339. The General Assembly approved 25 percent flexibility between each of the House Bill sections and/or budget units listed above from the Multimodal Operations Federal Fund; however, any further use of flexibility in fiscal year 2020 is unknown at this time.	The department is requesting 25 percent flexibility, totaling \$12,375,000 from the Multimodal Operations Federal Fund, as needed.

3. Please explain how flexibility was used in the prior and/or current years.

PRIOR YEAR EXPLAIN ACTUAL USE	CURRENT YEAR EXPLAIN PLANNED USE
N/A - Flexibility was not used in the prior year.	This flexibility will be used, as needed, to allow MoDOT to more effectively administer the federal funds received from the Federal Transit Administration.

**FY 2021
Flexibility Requests**

MISSOURI DEPARTMENT OF TRANSPORTATION (MoDOT)							
HB	APPROP	APPROP NAME	FUND	FUND	FY 20 APPROP AMT	FLEXIBILITY	
						FY 20 TAFP	FY 21 REQUESTED
4.475	8493	CI GRANTS SECTION 5310	0126	FED	\$10,600,000	25%	25%
4.485	8726	FORMULA TRANSIT GRANTS FOR RURAL AREAS SECTION 5311	0126	FED	\$31,000,000	25%	25%
4.490	1316	CAPITAL GRANTS SECTION 5309	0126	FED	\$1,000,000	25%	25%
4.495	0437	PLANNING GRANTS SECTION 5303	0126	FED	\$1,000,000	25%	25%
4.500	8249	BUS & BUS FACILITY TRANSIT GRANTS SECTION 5339	0126	FED	\$5,900,000	25%	25%

CORE RECONCILIATION

STATE
CAPITAL IMPR - SEC 5310 (16)

5. CORE RECONCILIATION

	Budget Class	FTE	GR	Federal	Other	Total	Explanation
TAFP AFTER VETOES							
	EE	0.00	0	300,000	0	300,000	
	PD	0.00	0	10,300,000	0	10,300,000	
	Total	0.00	0	10,600,000	0	10,600,000	
DEPARTMENT CORE REQUEST							
	EE	0.00	0	300,000	0	300,000	
	PD	0.00	0	10,300,000	0	10,300,000	
	Total	0.00	0	10,600,000	0	10,600,000	
GOVERNOR'S RECOMMENDED CORE							
	EE	0.00	0	300,000	0	300,000	
	PD	0.00	0	10,300,000	0	10,300,000	
	Total	0.00	0	10,600,000	0	10,600,000	

DECISION ITEM DETAIL

Budget Unit	FY 2019	FY 2019	FY 2020	FY 2020	FY 2021	FY 2021	FY 2021	FY 2021
Decision Item	ACTUAL	ACTUAL	BUDGET	BUDGET	DEPT REQ	DEPT REQ	GOV REC	GOV REC
Budget Object Class	DOLLAR	FTE	DOLLAR	FTE	DOLLAR	FTE	DOLLAR	FTE
CAPITAL IMPR - SEC 5310 (16)								
CORE								
PROFESSIONAL SERVICES	0	0.00	300,000	0.00	300,000	0.00	300,000	0.00
TOTAL - EE	0	0.00	300,000	0.00	300,000	0.00	300,000	0.00
PROGRAM DISTRIBUTIONS	1,314,542	0.00	10,300,000	0.00	10,300,000	0.00	10,300,000	0.00
TOTAL - PD	1,314,542	0.00	10,300,000	0.00	10,300,000	0.00	10,300,000	0.00
GRAND TOTAL	\$1,314,542	0.00	\$10,600,000	0.00	\$10,600,000	0.00	\$10,600,000	0.00
GENERAL REVENUE	\$0	0.00	\$0	0.00	\$0	0.00	\$0	0.00
FEDERAL FUNDS	\$1,314,542	0.00	\$10,600,000	0.00	\$10,600,000	0.00	\$10,600,000	0.00
OTHER FUNDS	\$0	0.00	\$0	0.00	\$0	0.00	\$0	0.00

PROGRAM DESCRIPTION

Department of Transportation

HB Section(s): 4.475

Program Name: CI - Elderly & Disab. Transit Sec. 5310

Program is found in the following core budget(s): CI - Elderly & Disab. Transit Sec. 5310

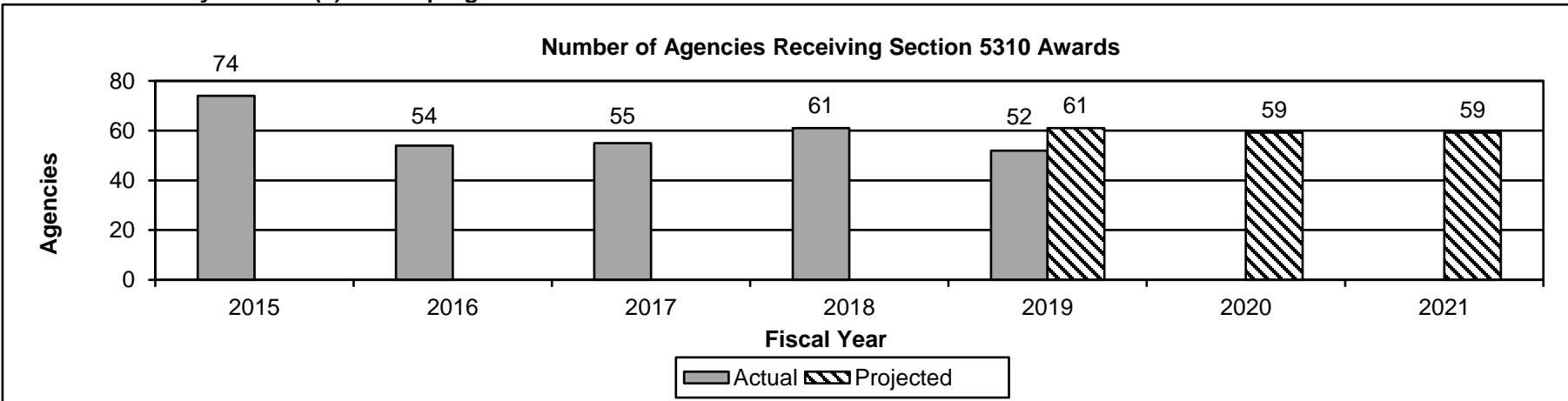
1a. What strategic priority does this program address?

Service - deliver transportation solutions of great value and use resources wisely

1b. What does this program do?

The Federal Transit Administration's Section 5310 formula grants provide capital and operating assistance to transportation service providers serving the mobility needs of senior citizens and/or persons with disabilities in Missouri's urban and rural areas of the state. MoDOT administers the Section 5310 program as a capital and operating program for such agencies as developmental disability resource boards (Senate Bill 40 boards), sheltered workshops, senior citizen services boards (House Bill 351 boards), senior centers, as well as, not-for-profit medical service agencies. Projects funded under this program must be derived from a locally developed Coordinated Public Transit - Human Services Transportation Plan. Funding is based on yearly applications submitted to MoDOT.

2a. Provide an activity measure(s) for the program.



The 2020 and 2021 projections are based off of the average of the last five fiscal years of agencies receiving awards.

PROGRAM DESCRIPTION

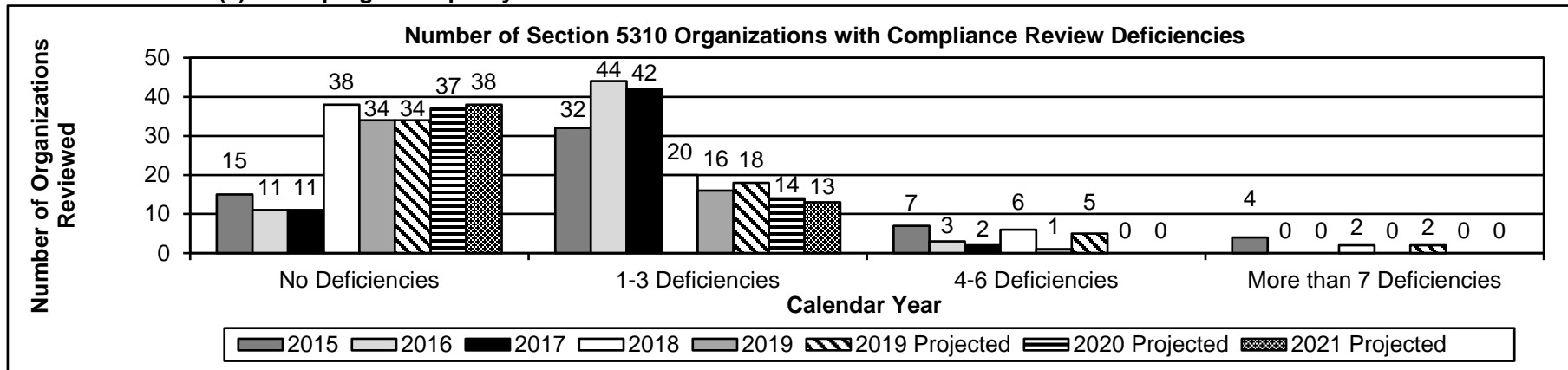
Department of Transportation

HB Section(s): 4.475

Program Name: CI - Elderly & Disab. Transit Sec. 5310

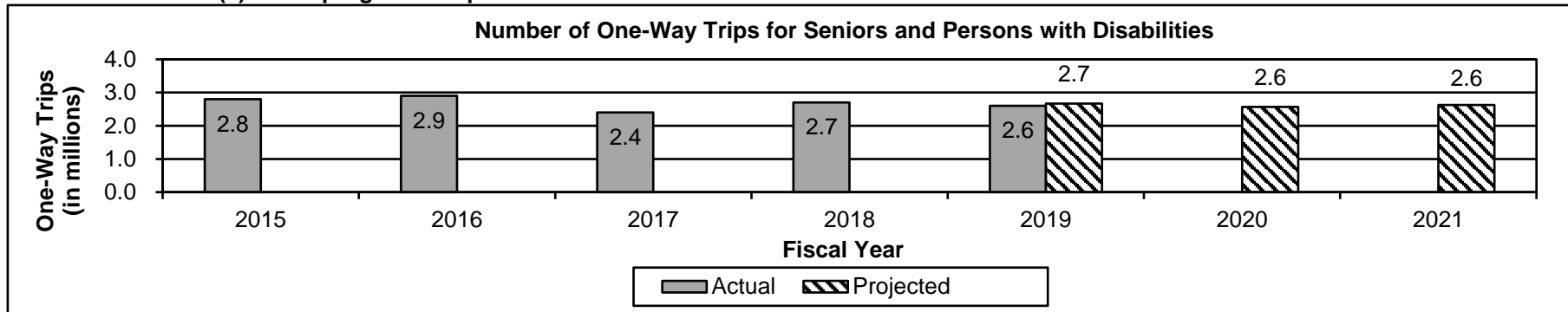
Program is found in the following core budget(s): CI - Elderly & Disab. Transit Sec. 5310

2b. Provide a measure(s) of the program's quality.



A deficiency is a violation of a Federal Transit Administration (FTA) or state requirement, which requires corrective action by a pre-determined date in order to maintain eligibility for transit funding programs. The 2020 and 2021 projections are based off an approximate 10 percent reduction from the prior year of deficiencies in any category greater than no deficiencies.

2c. Provide a measure(s) of the program's impact.



Agencies participating in the Section 5310 program are required to develop coordinated public transit human services transportation plans. Section 5303 planning funds are used to develop coordinated plans for Section 5310 sub-recipients shown above. A one-way trip occurs every time an individual boards a bus. The 2020 and 2021 projections were established by averaging the last three years of actuals.

PROGRAM DESCRIPTION

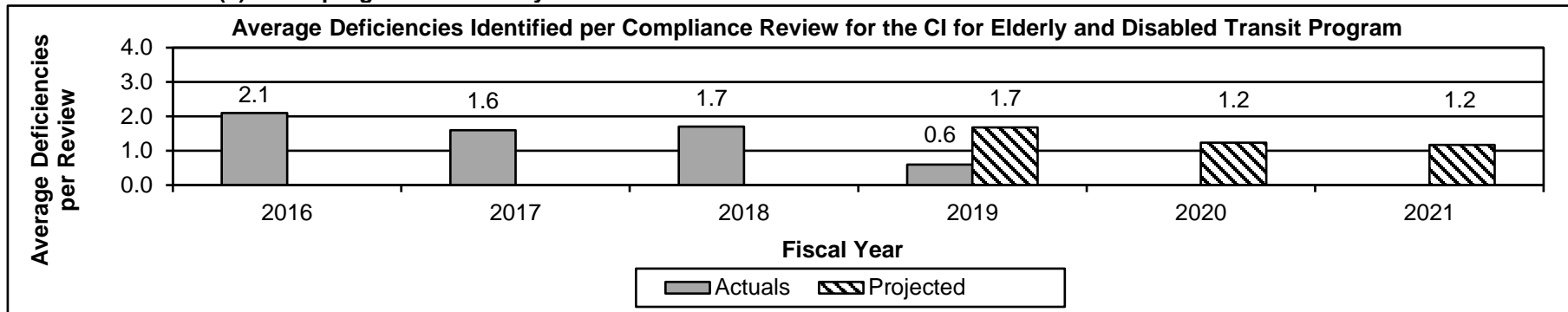
Department of Transportation

HB Section(s): 4.475

Program Name: CI - Elderly & Disab. Transit Sec. 5310

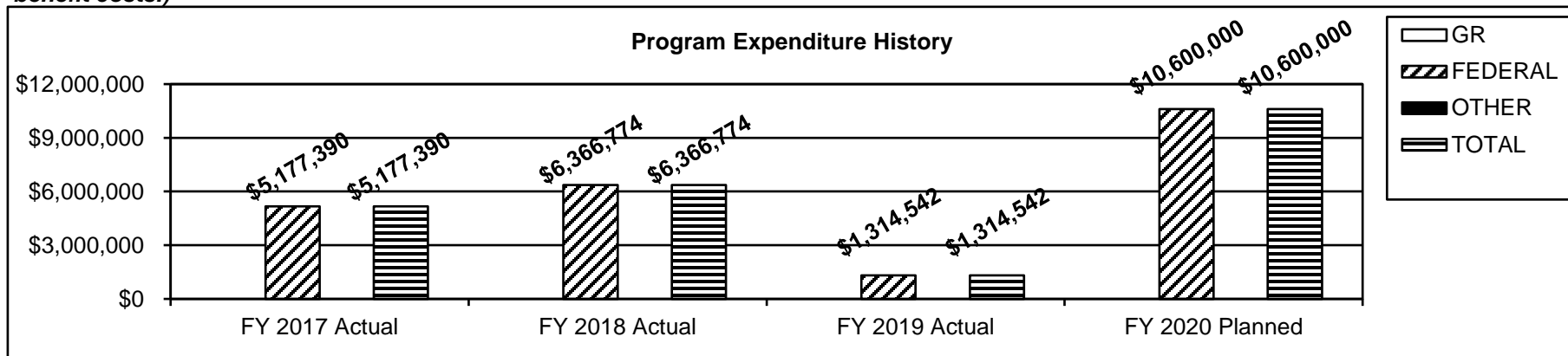
Program is found in the following core budget(s): CI - Elderly & Disab. Transit Sec. 5310

2d. Provide a measure(s) of the program's efficiency.



Compliance reviews can consist of 20 different review areas. Some of the review areas include: Project Management, Procurement, Asset Management, Equal Employment Opportunity, Americans with Disabilities Act, Drug and Alcohol Compliance, Discrimination, etc. Compliance reviews are conducted by a hired consultant on agencies once every three years. A deficiency is a violation of an FTA or state requirement, which requires corrective action by a pre-determined date. Since each agency is reviewed once every three years, agencies are now receiving their second compliance review. This has resulted in much higher compliance rates in fiscal year 2019. The 2020 and 2021 projections were established by averaging the last three fiscal years of average deficiencies and projecting a five percent improvement.

3. Provide actual expenditures for the prior three fiscal years and planned expenditures for the current fiscal year. (Note: Amounts do not include fringe benefit costs.)



PROGRAM DESCRIPTION**Department of Transportation****HB Section(s): 4.475****Program Name: CI - Elderly & Disab. Transit Sec. 5310****Program is found in the following core budget(s): CI - Elderly & Disab. Transit Sec. 5310****4. What are the sources of the "Other " funds?**

N/A

5. What is the authorization for this program, i.e., federal or state statute, etc.? (Include the federal program number, if applicable.)

Title 49 USC 5310 and 33.546, RSMo.

6. Are there federal matching requirements? If yes, please explain.

Yes, a 20 percent local fund match is required for capital projects and a 50 percent local funds match for operating projects.

7. Is this a federally mandated program? If yes, please explain.

No

DECISION ITEM SUMMARY

Budget Unit								
Decision Item	FY 2019	FY 2019	FY 2020	FY 2020	FY 2021	FY 2021	FY 2021	FY 2021
Budget Object Summary	ACTUAL	ACTUAL	BUDGET	BUDGET	DEPT REQ	DEPT REQ	GOV REC	GOV REC
Fund	DOLLAR	FTE	DOLLAR	FTE	DOLLAR	FTE	DOLLAR	FTE
RURAL FORMULA TRANSIT GRANTS								
CORE								
EXPENSE & EQUIPMENT								
MULTIMODAL OPERATIONS FEDERAL	392,447	0.00	460,645	0.00	460,645	0.00	460,645	0.00
TOTAL - EE	392,447	0.00	460,645	0.00	460,645	0.00	460,645	0.00
PROGRAM-SPECIFIC								
MULTIMODAL OPERATIONS FEDERAL	20,211,304	0.00	30,539,355	0.00	30,539,355	0.00	30,539,355	0.00
TOTAL - PD	20,211,304	0.00	30,539,355	0.00	30,539,355	0.00	30,539,355	0.00
TOTAL	20,603,751	0.00	31,000,000	0.00	31,000,000	0.00	31,000,000	0.00
GRAND TOTAL	\$20,603,751	0.00	\$31,000,000	0.00	\$31,000,000	0.00	\$31,000,000	0.00

CORE DECISION ITEM

Department of Transportation	Budget Unit: <u>Multimodal Operations</u>
Division: Multimodal Operations	
Core: Formula Transit Grants for Rural Areas - Section 5311	HB Section: <u>4.485</u>

1. CORE FINANCIAL SUMMARY

	FY 2021 Budget Request				FY 2021 Governor's Recommendation				
	GR	Federal	Other	Total	GR	Federal	Other	Total	
PS	\$0	\$0	\$0	\$0	PS	\$0	\$0	\$0	\$0
EE	\$0	\$460,645	\$0	\$460,645	EE	\$0	\$460,645	\$0	\$460,645
PSD	\$0	\$30,539,355	\$0	\$30,539,355	PSD	\$0	\$30,539,355	\$0	\$30,539,355
TRF	\$0	\$0	\$0	\$0	TRF	\$0	\$0	\$0	\$0
Total	\$0	\$31,000,000	\$0	\$31,000,000	Total	\$0	\$31,000,000	\$0	\$31,000,000
FTE	0.00	0.00	0.00	0.00	FTE	0.00	0.00	0.00	0.00
HB 4	\$0	\$0	\$0	\$0	HB 4	\$0	\$0	\$0	\$0
HB 5	\$0	\$0	\$0	\$0	HB 5	\$0	\$0	\$0	\$0
<i>Note: Fringes budgeted in House Bill 5 except for certain fringes budgeted directly to MoDOT, Highway Patrol, and Conservation.</i>					<i>Note: Fringes budgeted in House Bill 5 except for certain fringes budgeted directly to MoDOT, Highway Patrol, and Conservation.</i>				

Other Funds:

Other Funds:

2. CORE DESCRIPTION

These federal funds are distributed through an application process and provide planning, capital and operating assistance for access to medical care, social services and employment. This appropriation is used to maintain minimum levels of access to public transportation in non-urbanized areas, support rural municipal transit systems, including intercity bus services, and provide employment related transportation assistance to welfare recipients and other low-income persons.

The Governor's Recommendation is the same as the department's request.

3. PROGRAM LISTING (list programs included in this core funding)

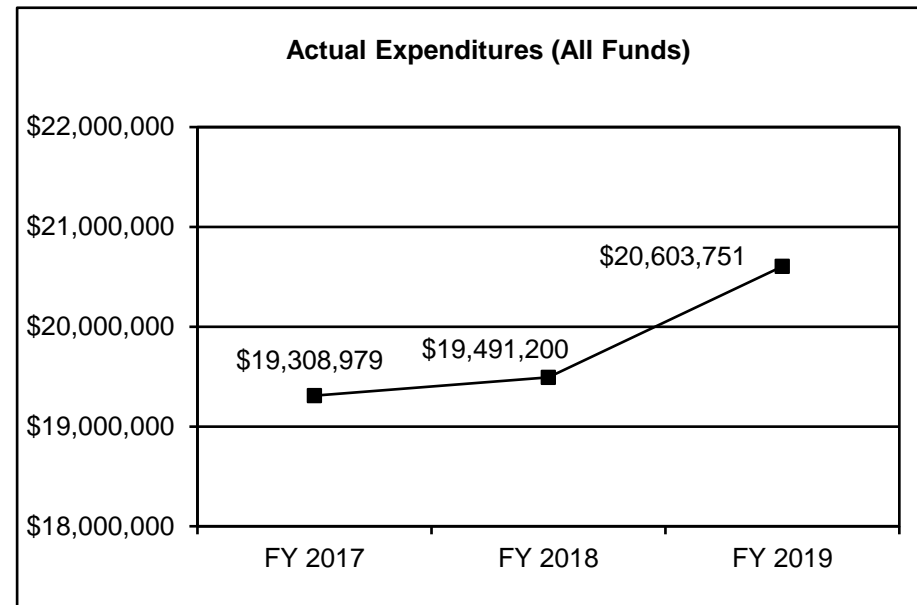
Eligible providers include:			
Burlington Trailways	City of Houston	Greyhound Lines, Inc.	Ripley County Transit, Inc.
Cape Girardeau County Transit Authority	City of Lamar	Jefferson Lines	Scott County Transit System, Inc.
City of Bloomfield	City of Mt. Vernon	Licking Bridge Builders, Inc.	SERVE, Inc.
City of Carthage	City of Nevada	Macon Area Chamber of Commerce	SMTS, Inc.
City of Clinton	City of New Madrid	Mississippi County Transit System	Village Tours, Inc.
City of El Dorado Springs	City of West Plains	OATS, Inc.	
City of Excelsior Springs	Dunklin County Transit Service, Inc.	Ray County Transportation, Inc.	

CORE DECISION ITEM

Department of Transportation	Budget Unit:	Multimodal Operations
Division: Multimodal Operations		
Core: Formula Transit Grants for Rural Areas - Section 5311	HB Section:	4.485

4. FINANCIAL HISTORY

	FY 2017 Actual	FY 2018 Actual	FY 2019 Actual	FY 2020 Current Yr.
Appropriation (All Funds)	\$31,000,000	\$31,000,000	\$31,000,000	\$31,000,000
Less Reverted (All Funds)	\$0	\$0	\$0	N/A
Less Restricted (All Funds)*	\$0	\$0	\$0	N/A
Budget Authority (All Funds)	\$31,000,000	\$31,000,000	\$31,000,000	N/A
Actual Expenditures (All Funds)	\$19,308,979	\$19,491,200	\$20,603,751	N/A
Unexpended (All Funds)	\$11,691,021	\$11,508,800	\$10,396,249	N/A
Unexpended, by Fund:				
General Revenue	\$0	\$0	\$0	N/A
Federal	\$11,691,021	\$11,508,800	\$10,396,249	N/A
Other	\$0	\$0	\$0	N/A
	(1)	(2)	(3)	



*Restricted amount is N/A

Reverted includes the statutory three percent reserve amount (when applicable).

Restricted includes any Governor's Expenditure Restrictions which remained at the end of the fiscal year (when applicable).

NOTES:

(1) In addition to actual expenditures in fiscal year 2017, the unexpended balance of the appropriation includes \$3.3 million of committed budget authority in the form of purchase orders for vehicles ordered in fiscal year 2017, but not delivered until fiscal year 2018.

(2) In addition to actual expenditures in fiscal year 2018, the unexpended balance of the appropriation includes \$2.9 million of committed budget authority in the form of purchase orders for vehicles ordered in fiscal year 2018, but not delivered until fiscal year 2019.

(3) In addition to actual expenditures in fiscal year 2019, the unexpended balance of the appropriation includes \$2.7 million of committed budget authority in the form of purchase orders for vehicles ordered in fiscal year 2019, but will not be delivered until fiscal year 2020.

FLEXIBILITY REQUEST FORM

BUDGET UNIT NUMBER: 60531C, 60534C, 60535C, 60536C, 60554C	DEPARTMENT: Missouri Department of Transportation (MoDOT)
BUDGET UNIT NAME: Capital Impr - Sec 5310, Formula Transit Grants for Rural Areas - Sec 5311, Cap Grants - Sec 5309, Planning Grants - Sec 5303, Bus & Bus Facility Transit Grants - Sec 5339	
HOUSE BILL SECTION: 4.475, 4.485, 4.490, 4.495, 4.500	DIVISION: Multimodal Operations

1. Provide the amount by fund of personal service flexibility and the amount by fund of expense and equipment flexibility you are requesting in dollar and percentage terms and explain why the flexibility is needed. If flexibility is being requested among divisions, provide the amount by fund of flexibility you are requesting in dollar and percentage terms and explain why the flexibility is needed.

DEPARTMENT REQUEST

The fiscal year 2021 budget request includes a request for 25 percent flexibility between each of the House Bill sections and/or budget units listed above from the Multimodal Operations Federal Fund, totaling \$12,375,000. This flexibility is needed between these House Bill sections and/or budget units to allow MoDOT to more effectively administer federal funds received from the Federal Transit Administration.

2. Estimate how much flexibility will be used for the budget year. How much flexibility was used in the Prior Year Budget and the Current Year Budget? Please specify the amount.

PRIOR YEAR ACTUAL AMOUNT OF FLEXIBILITY USED	CURRENT YEAR ESTIMATED AMOUNT OF FLEXIBILITY THAT WILL BE USED	BUDGET REQUEST ESTIMATED AMOUNT OF FLEXIBILITY THAT WILL BE USED
N/A - Flexibility was not used in the prior year.	In fiscal year 2020, MoDOT requested \$1.7 million of flexibility, or 0.6 percent, be moved from Formula Transit Grants for Rural Areas - Sec 5311 to Bus & Bus Facility Transit Grants - Sec 5339. The General Assembly approved 25 percent flexibility between each of the House Bill sections and/or budget units listed above from the Multimodal Operations Federal Fund; however, any further use of flexibility in fiscal year 2020 is unknown at this time.	The department is requesting 25 percent flexibility, totaling \$12,375,000 from the Multimodal Operations Federal Fund, as needed.

3. Please explain how flexibility was used in the prior and/or current years.

PRIOR YEAR EXPLAIN ACTUAL USE	CURRENT YEAR EXPLAIN PLANNED USE
N/A - Flexibility was not used in the prior year.	This flexibility will be used, as needed, to allow MoDOT to more effectively administer the federal funds received from the Federal Transit Administration.

**FY 2021
Flexibility Requests**

MISSOURI DEPARTMENT OF TRANSPORTATION (MoDOT)							
						FLEXIBILITY	
HB	APPROP	APPROP NAME	FUND	FUND	FY 20 APPROP AMT	FY 20 TAFP	FY 21 REQUESTED
4.475	8493	CI GRANTS SECTION 5310	0126	FED	\$10,600,000	25%	25%
4.485	8726	FORMULA TRANSIT GRANTS FOR RURAL AREAS SECTION 5311	0126	FED	\$31,000,000	25%	25%
4.490	1316	CAPITAL GRANTS SECTION 5309	0126	FED	\$1,000,000	25%	25%
4.495	0437	PLANNING GRANTS SECTION 5303	0126	FED	\$1,000,000	25%	25%
4.500	8249	BUS & BUS FACILITY TRANSIT GRANTS SECTION 5339	0126	FED	\$5,900,000	25%	25%

CORE RECONCILIATION

**STATE
RURAL FORMULA TRANSIT GRANTS**

5. CORE RECONCILIATION

	Budget Class	FTE	GR	Federal	Other	Total	Explanation
TAFP AFTER VETOES							
	EE	0.00	0	460,645	0	460,645	
	PD	0.00	0	30,539,355	0	30,539,355	
	Total	0.00	0	31,000,000	0	31,000,000	
DEPARTMENT CORE REQUEST							
	EE	0.00	0	460,645	0	460,645	
	PD	0.00	0	30,539,355	0	30,539,355	
	Total	0.00	0	31,000,000	0	31,000,000	
GOVERNOR'S RECOMMENDED CORE							
	EE	0.00	0	460,645	0	460,645	
	PD	0.00	0	30,539,355	0	30,539,355	
	Total	0.00	0	31,000,000	0	31,000,000	

DECISION ITEM DETAIL

Budget Unit	FY 2019	FY 2019	FY 2020	FY 2020	FY 2021	FY 2021	FY 2021	FY 2021
Decision Item	ACTUAL	ACTUAL	BUDGET	BUDGET	DEPT REQ	DEPT REQ	GOV REC	GOV REC
Budget Object Class	DOLLAR	FTE	DOLLAR	FTE	DOLLAR	FTE	DOLLAR	FTE
RURAL FORMULA TRANSIT GRANTS								
CORE								
PROFESSIONAL DEVELOPMENT	2,791	0.00	14,867	0.00	14,867	0.00	14,867	0.00
PROFESSIONAL SERVICES	389,656	0.00	445,778	0.00	445,778	0.00	445,778	0.00
TOTAL - EE	392,447	0.00	460,645	0.00	460,645	0.00	460,645	0.00
PROGRAM DISTRIBUTIONS	20,211,304	0.00	30,328,359	0.00	30,328,359	0.00	30,328,359	0.00
REFUNDS	0	0.00	210,996	0.00	210,996	0.00	210,996	0.00
TOTAL - PD	20,211,304	0.00	30,539,355	0.00	30,539,355	0.00	30,539,355	0.00
GRAND TOTAL	\$20,603,751	0.00	\$31,000,000	0.00	\$31,000,000	0.00	\$31,000,000	0.00
GENERAL REVENUE	\$0	0.00	\$0	0.00	\$0	0.00	\$0	0.00
FEDERAL FUNDS	\$20,603,751	0.00	\$31,000,000	0.00	\$31,000,000	0.00	\$31,000,000	0.00
OTHER FUNDS	\$0	0.00	\$0	0.00	\$0	0.00	\$0	0.00

PROGRAM DESCRIPTION

Department of Transportation

HB Section(s): 4.485

Program Name: Formula Transit Grants for Rural Areas - Section 5311

Program is found in the following core budget(s): Formula Transit Grants for Rural Areas - Section 5311

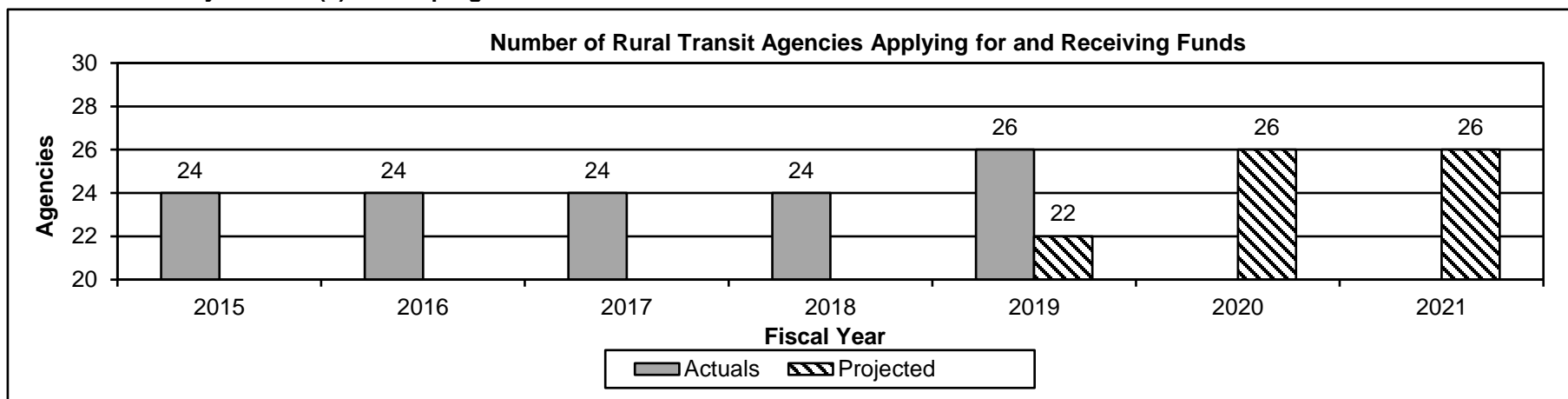
1a. What strategic priority does this program address?

Service - deliver transportation solutions of great value and use resources wisely

1b. What does this program do?

These federal funds are distributed through an application process and provide planning, capital and operating assistance for access to medical care, social services and employment. Rural public transit providers and intercity bus carriers apply to MoDOT's Transit Section for these Section 5311 grants to carry out rural public transit related service, planning and capital projects. This program is used to maintain minimum levels of access to public transportation in non-urbanized areas and support rural municipal transit systems, including intercity bus services. The Federal Transit Administration provides grants to states on a formula basis for nonurban transit in the Section 5311 program. Funding is based on yearly applications submitted to MoDOT. Requests for operating assistance are given priority over capital project requests. Once operating assistance is awarded, capital requests are reviewed for award, if funding is available. Operating assistance awards are based upon the applicant budget for the coming year compared to previous years expenditures.

2a. Provide an activity measure(s) for the program.



The fiscal year 2019 projection did not include intercity bus carriers as a result of not anticipating requests for funding under this program by those agencies. The fiscal year 2020 and 2021 projections were based upon the current participation of rural transit agencies in 2019.

PROGRAM DESCRIPTION

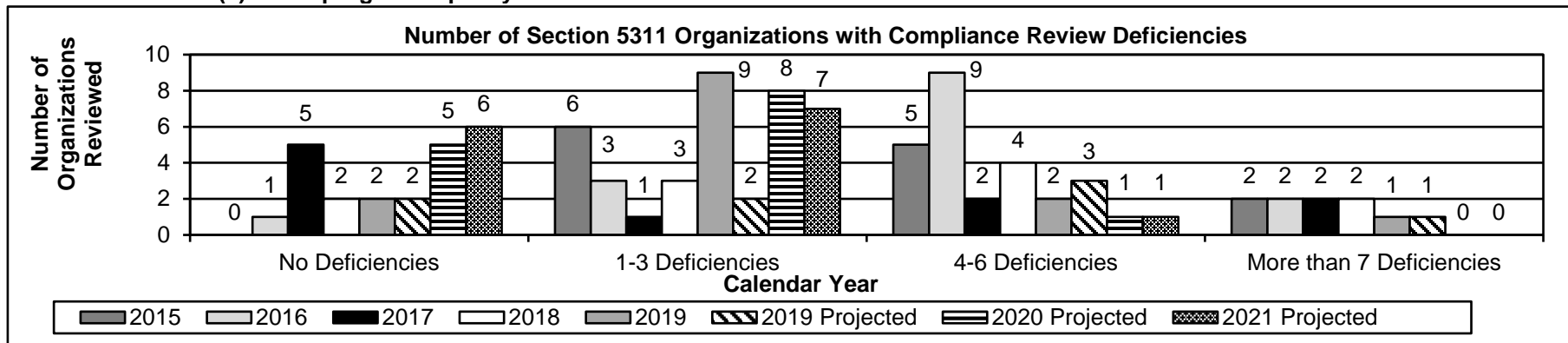
Department of Transportation

HB Section(s): 4.485

Program Name: Formula Transit Grants for Rural Areas - Section 5311

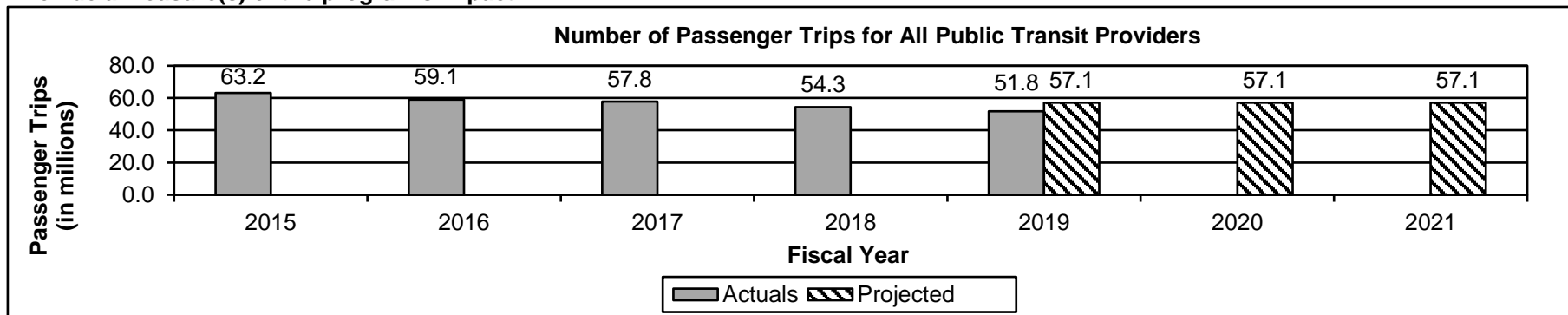
Program is found in the following core budget(s): Formula Transit Grants for Rural Areas - Section 5311

2b. Provide a measure(s) of the program's quality.



A deficiency is a violation of a Federal Transit Administration (FTA) or state requirement, which requires corrective action by a pre-determined date in order to maintain eligibility for transit funding programs. The 2020 and 2021 projections are based off an approximate 10 percent reduction from the prior year of deficiencies in any category greater than no deficiencies.

2c. Provide a measure(s) of the program's impact.



This graph includes transit passenger trips from all transit programs and not just this program. Passenger trips are counted based upon the number of stops. For example: if a person rides a bus to the doctor's office, the grocery store and home, the number of trips would be three. Fiscal year 2019 data is preliminary and is subject to change once all providers report final ridership. In 2019, Amtrak ridership declined significantly due to flooding. As a result, the 2020 and 2021 projections are based on average ridership from 2016 to 2018.

PROGRAM DESCRIPTION

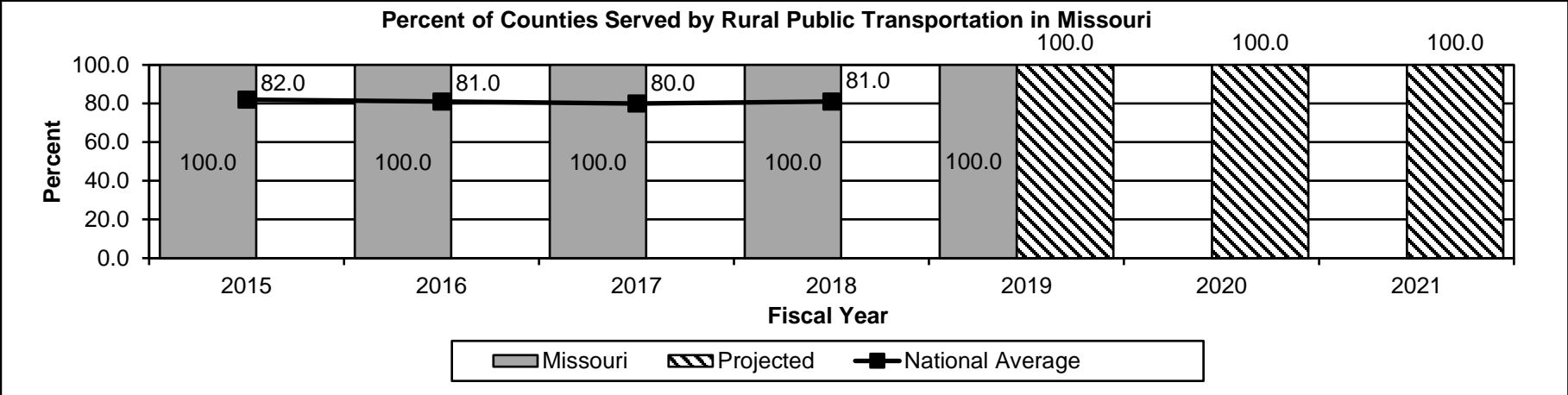
Department of Transportation

HB Section(s): 4.485

Program Name: Formula Transit Grants for Rural Areas - Section 5311

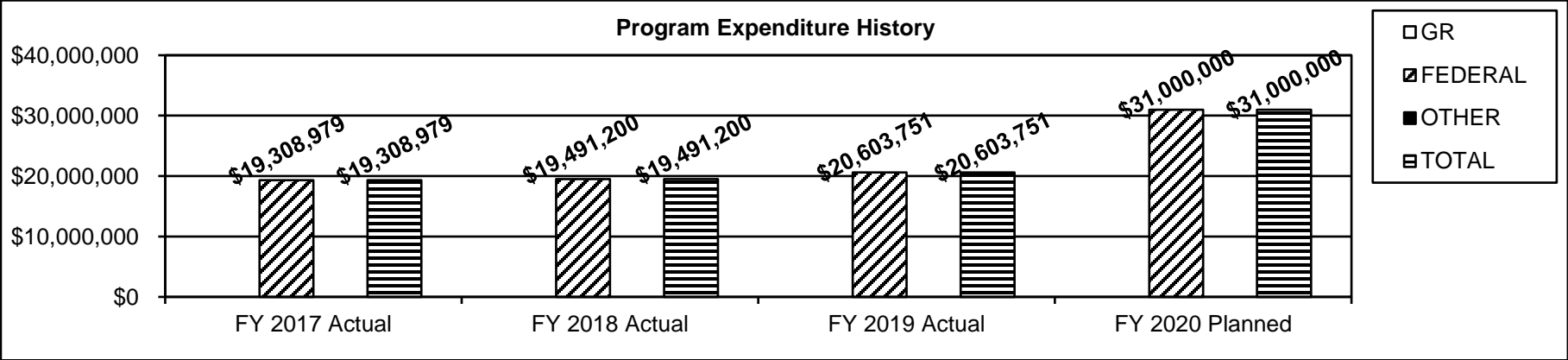
Program is found in the following core budget(s): Formula Transit Grants for Rural Areas - Section 5311

2d. Provide a measure(s) of the program's efficiency.



This graph includes the counties served by rural public transportation providers that participate in all federal and state transit programs administered by MoDOT. Rural public transportation providers are classified as serving a population of less than 50,000.

3. Provide actual expenditures for the prior three fiscal years and planned expenditures for the current fiscal year. (Note: Amounts do not include fringe benefit costs.)



PROGRAM DESCRIPTION

Department of Transportation

HB Section(s): 4.485

Program Name: Formula Transit Grants for Rural Areas - Section 5311

Program is found in the following core budget(s): Formula Transit Grants for Rural Areas - Section 5311

4. What are the sources of the "Other " funds?

N/A

5. What is the authorization for this program, i.e., federal or state statute, etc.? (Include the federal program number, if applicable.)

Title 49 USC 5311 and 33.546, RSMo.

6. Are there federal matching requirements? If yes, please explain.

Yes. Transit operating assistance requires a minimum 50 percent match of the individual program's net deficit (projected costs less projected fares). Transit capital assistance requires 20 - 50 percent matching funds.

7. Is this a federally mandated program? If yes, please explain.

No

This page left blank intentionally.

DECISION ITEM SUMMARY

Budget Unit								
Decision Item	FY 2019	FY 2019	FY 2020	FY 2020	FY 2021	FY 2021	FY 2021	FY 2021
Budget Object Summary	ACTUAL	ACTUAL	BUDGET	BUDGET	DEPT REQ	DEPT REQ	GOV REC	GOV REC
Fund	DOLLAR	FTE	DOLLAR	FTE	DOLLAR	FTE	DOLLAR	FTE
CAP GRANTS-SEC 5309 (SEC 3)								
CORE								
PROGRAM-SPECIFIC								
MULTIMODAL OPERATIONS FEDERAL	166,257	0.00	1,000,000	0.00	1,000,000	0.00	1,000,000	0.00
TOTAL - PD	166,257	0.00	1,000,000	0.00	1,000,000	0.00	1,000,000	0.00
TOTAL	166,257	0.00	1,000,000	0.00	1,000,000	0.00	1,000,000	0.00
GRAND TOTAL	\$166,257	0.00	\$1,000,000	0.00	\$1,000,000	0.00	\$1,000,000	0.00

CORE DECISION ITEM

Department of Transportation	Budget Unit: <u>Multimodal Operations</u>
Division: Multimodal Operations	
Core: National Discretionary Capital Grants - Section 5309	HB Section: <u>4.490</u>

1. CORE FINANCIAL SUMMARY

	FY 2021 Budget Request					FY 2021 Governor's Recommendation			
	GR	Federal	Other	Total		GR	Federal	Other	Total
PS	\$0	\$0	\$0	\$0	PS	\$0	\$0	\$0	\$0
EE	\$0	\$0	\$0	\$0	EE	\$0	\$0	\$0	\$0
PSD	\$0	\$1,000,000	\$0	\$1,000,000	PSD	\$0	\$1,000,000	\$0	\$1,000,000
TRF	\$0	\$0	\$0	\$0	TRF	\$0	\$0	\$0	\$0
Total	\$0	\$1,000,000	\$0	\$1,000,000	Total	\$0	\$1,000,000	\$0	\$1,000,000
FTE	0.00	0.00	0.00	0.00	FTE	0.00	0.00	0.00	0.00
HB 4	\$0	\$0	\$0	\$0	HB 4	\$0	\$0	\$0	\$0
HB 5	\$0	\$0	\$0	\$0	HB 5	\$0	\$0	\$0	\$0
<i>Note: Fringes budgeted in House Bill 5 except for certain fringes budgeted directly to MoDOT, Highway Patrol, and Conservation.</i>					<i>Note: Fringes budgeted in House Bill 5 except for certain fringes budgeted directly to MoDOT, Highway Patrol, and Conservation.</i>				

Other Funds:

Other Funds:

2. CORE DESCRIPTION

These grants provide funding for the cost of replacement transit vehicles, vehicles for service expansion, transit facilities and equipment in support of transit services. The federal funding for this program is being phased out. The expenditure of these funds will extend into fiscal year 2021. Remaining funds in the National Discretionary Capital Grants program consists of earmarked funds awarded to Southeast Missouri Transportation Service (SMTS) for their Intelligent Transportation System (ITS).

This program is used as authorization to pass-through to operators of rural city transit systems.

The Governor's Recommendation is the same as the department's request.

3. PROGRAM LISTING (list programs included in this core funding)

The following providers have Federal Transit Association Section 5309 funded projects that will extend into state fiscal year 2021:
Southeast Missouri Transportation Service, Inc.

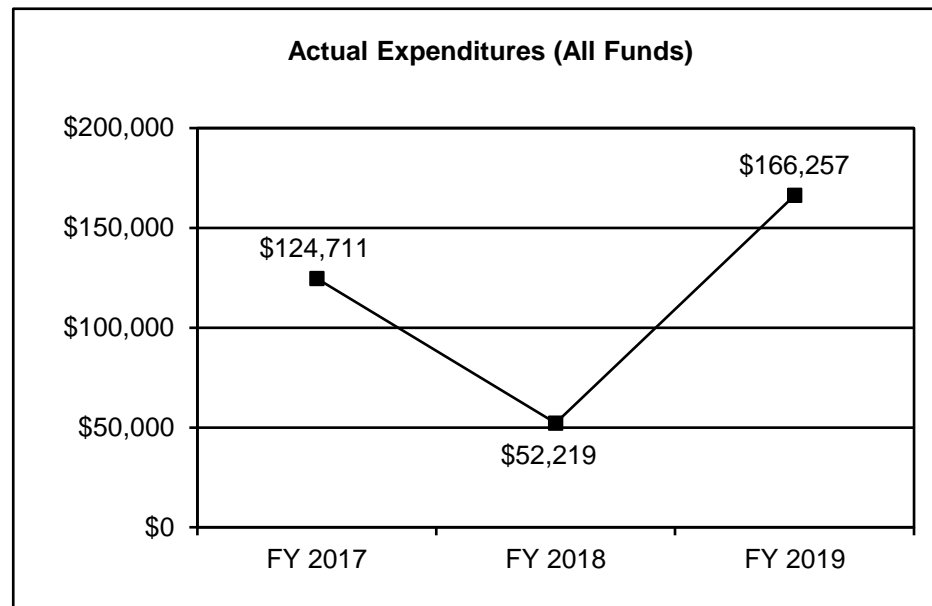
CORE DECISION ITEM

Department of Transportation	Budget Unit: <u>Multimodal Operations</u>
Division: Multimodal Operations	
Core: National Discretionary Capital Grants - Section 5309	HB Section: <u>4.490</u>

4. FINANCIAL HISTORY

	<u>FY 2017 Actual</u>	<u>FY 2018 Actual</u>	<u>FY 2019 Actual</u>	<u>FY 2020 Current Yr.</u>
Appropriation (All Funds)	\$1,400,000	\$1,000,000	\$1,000,000	\$1,000,000
Less Reverted (All Funds)	\$0	\$0	\$0	N/A
Less Restricted (All Funds)*	\$0	\$0	\$0	N/A
Budget Authority (All Funds)	\$1,400,000	\$1,000,000	\$1,000,000	N/A
Actual Expenditures (All Funds)	\$124,711	\$52,219	\$166,257	N/A
Unexpended (All Funds)	\$1,275,289	\$947,781	\$833,743	N/A
Unexpended, by Fund:				
General Revenue	\$0	\$0	\$0	N/A
Federal	\$1,275,289	\$947,781	\$833,743	N/A
Other	\$0	\$0	\$0	N/A
	(1), (2)	(1), (3)	(1), (4)	

*Restricted amount is N/A



Reverted includes the statutory three percent reserve amount (when applicable).

Restricted includes any Governor's Expenditure Restrictions which remained at the end of the fiscal year (when applicable).

NOTES:**(1) Multi-year grants carry forward to future years.****(2) In addition to actual expenditures in fiscal year 2017, the unexpended balance of the appropriation includes \$687,296 of committed budget authority in the form of purchase orders for vehicles ordered in fiscal year 2017, but not delivered until fiscal year 2018.****(3) In addition to actual expenditures in fiscal year 2018, the unexpended balance of the appropriation includes \$684,547 of committed budget authority in the form of purchase orders for vehicles ordered in fiscal year 2018, but not delivered until fiscal year 2019.****(4) In addition to actual expenditures in fiscal year 2019, the unexpended balance of the appropriation includes \$518,291 of committed budget authority in the form of purchase orders for vehicles ordered in fiscal year 2019, but will not be delivered until fiscal year 2020.**

FLEXIBILITY REQUEST FORM

BUDGET UNIT NUMBER: 60531C, 60534C, 60535C, 60536C, 60554C	DEPARTMENT: Missouri Department of Transportation (MoDOT)
BUDGET UNIT NAME: Capital Impr - Sec 5310, Formula Transit Grants for Rural Areas - Sec 5311, Cap Grants - Sec 5309, Planning Grants - Sec 5303, Bus & Bus Facility Transit Grants - Sec 5339	
HOUSE BILL SECTION: 4.475, 4.485, 4.490, 4.495, 4.500	DIVISION: Multimodal Operations

1. Provide the amount by fund of personal service flexibility and the amount by fund of expense and equipment flexibility you are requesting in dollar and percentage terms and explain why the flexibility is needed. If flexibility is being requested among divisions, provide the amount by fund of flexibility you are requesting in dollar and percentage terms and explain why the flexibility is needed.

DEPARTMENT REQUEST

The fiscal year 2021 budget request includes a request for 25 percent flexibility between each of the House Bill sections and/or budget units listed above from the Multimodal Operations Federal Fund, totaling \$12,375,000. This flexibility is needed between these House Bill sections and/or budget units to allow MoDOT to more effectively administer federal funds received from the Federal Transit Administration.

2. Estimate how much flexibility will be used for the budget year. How much flexibility was used in the Prior Year Budget and the Current Year Budget? Please specify the amount.

PRIOR YEAR ACTUAL AMOUNT OF FLEXIBILITY USED	CURRENT YEAR ESTIMATED AMOUNT OF FLEXIBILITY THAT WILL BE USED	BUDGET REQUEST ESTIMATED AMOUNT OF FLEXIBILITY THAT WILL BE USED
N/A - Flexibility was not used in the prior year.	In fiscal year 2020, MoDOT requested \$1.7 million of flexibility, or 0.6 percent, be moved from Formula Transit Grants for Rural Areas - Sec 5311 to Bus & Bus Facility Transit Grants - Sec 5339. The General Assembly approved 25 percent flexibility between each of the House Bill sections and/or budget units listed above from the Multimodal Operations Federal Fund; however, any further use of flexibility in fiscal year 2020 is unknown at this time.	The department is requesting 25 percent flexibility, totaling \$12,375,000 from the Multimodal Operations Federal Fund, as needed.

3. Please explain how flexibility was used in the prior and/or current years.

PRIOR YEAR EXPLAIN ACTUAL USE	CURRENT YEAR EXPLAIN PLANNED USE
N/A - Flexibility was not used in the prior year.	This flexibility will be used, as needed, to allow MoDOT to more effectively administer the federal funds received from the Federal Transit Administration.

**FY 2021
Flexibility Requests**

MISSOURI DEPARTMENT OF TRANSPORTATION (MoDOT)							
HB	APPROP	APPROP NAME	FUND	FUND	FY 20 APPROP AMT	FLEXIBILITY	
						FY 20 TAFP	FY 21 REQUESTED
4.475	8493	CI GRANTS SECTION 5310	0126	FED	\$10,600,000	25%	25%
4.485	8726	FORMULA TRANSIT GRANTS FOR RURAL AREAS SECTION 5311	0126	FED	\$31,000,000	25%	25%
4.490	1316	CAPITAL GRANTS SECTION 5309	0126	FED	\$1,000,000	25%	25%
4.495	0437	PLANNING GRANTS SECTION 5303	0126	FED	\$1,000,000	25%	25%
4.500	8249	BUS & BUS FACILITY TRANSIT GRANTS SECTION 5339	0126	FED	\$5,900,000	25%	25%

CORE RECONCILIATION

STATE
CAP GRANTS-SEC 5309 (SEC 3)

5. CORE RECONCILIATION

	Budget Class	FTE	GR	Federal	Other	Total	Explanation
TAFP AFTER VETOES							
	PD	0.00	0	1,000,000	0	1,000,000	
	Total	0.00	0	1,000,000	0	1,000,000	
DEPARTMENT CORE REQUEST							
	PD	0.00	0	1,000,000	0	1,000,000	
	Total	0.00	0	1,000,000	0	1,000,000	
GOVERNOR'S RECOMMENDED CORE							
	PD	0.00	0	1,000,000	0	1,000,000	
	Total	0.00	0	1,000,000	0	1,000,000	

DECISION ITEM DETAIL

Budget Unit	FY 2019	FY 2019	FY 2020	FY 2020	FY 2021	FY 2021	FY 2021	FY 2021
Decision Item	ACTUAL	ACTUAL	BUDGET	BUDGET	DEPT REQ	DEPT REQ	GOV REC	GOV REC
Budget Object Class	DOLLAR	FTE	DOLLAR	FTE	DOLLAR	FTE	DOLLAR	FTE
CAP GRANTS-SEC 5309 (SEC 3)								
CORE								
PROGRAM DISTRIBUTIONS	166,257	0.00	1,000,000	0.00	1,000,000	0.00	1,000,000	0.00
TOTAL - PD	166,257	0.00	1,000,000	0.00	1,000,000	0.00	1,000,000	0.00
GRAND TOTAL	\$166,257	0.00	\$1,000,000	0.00	\$1,000,000	0.00	\$1,000,000	0.00
GENERAL REVENUE	\$0	0.00	\$0	0.00	\$0	0.00	\$0	0.00
FEDERAL FUNDS	\$166,257	0.00	\$1,000,000	0.00	\$1,000,000	0.00	\$1,000,000	0.00
OTHER FUNDS	\$0	0.00	\$0	0.00	\$0	0.00	\$0	0.00

PROGRAM DESCRIPTION

Department of Transportation

HB Section(s): 4.490

Program Name: National Disc. Capital Grants - Section 5309

Program is found in the following core budget(s): National Disc. Capital Grants - Section 5309

1a. What strategic priority does this program address?

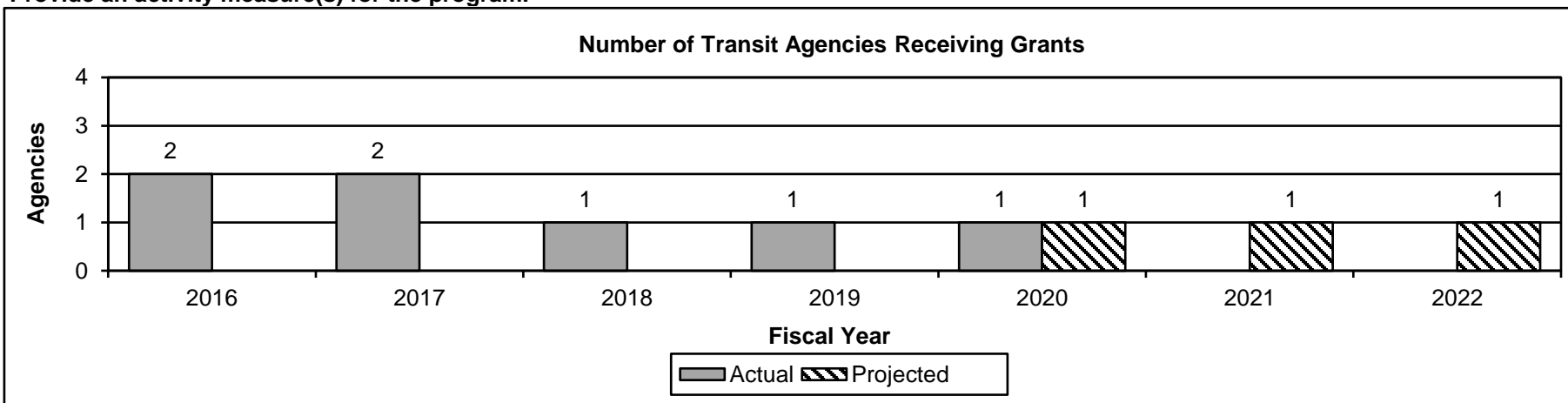
Service - deliver transportation solutions of great value and use resources wisely

1b. What does this program do?

This program funds the cost of replacement transit vehicles, vehicles for service expansion, transit facilities and equipment in support of transit services. The program was discontinued with MAP-21 and the remaining funding is being spent.

Remaining funds in the Section 5309 program consist of earmarked funds awarded to Southeast Missouri Transportation Service (SMTS) for Intelligent Transportation System (ITS).

2a. Provide an activity measure(s) for the program.



The 2021 and 2022 projections are based on the number of agencies receiving funds in 2020.

PROGRAM DESCRIPTION

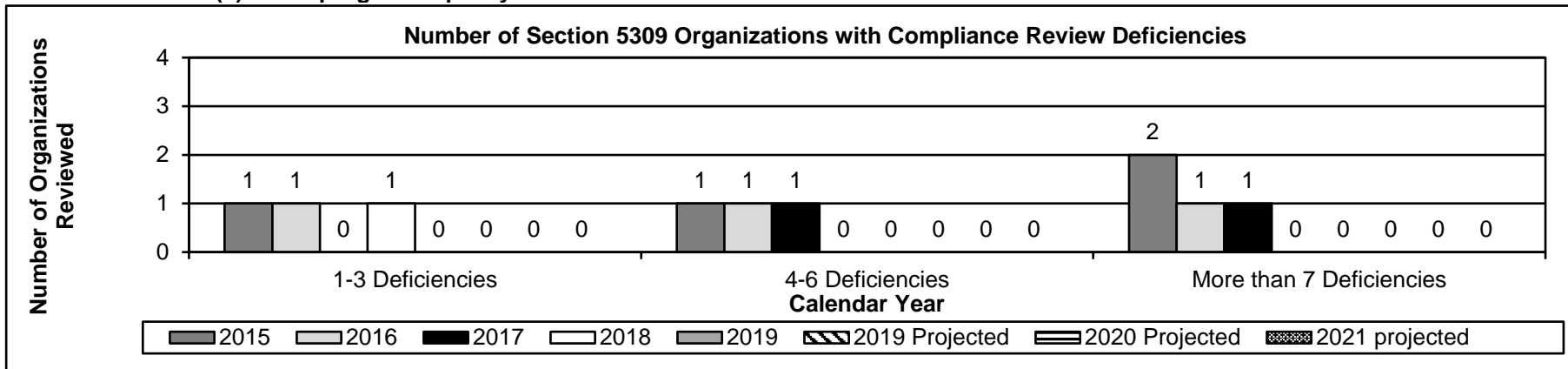
Department of Transportation

HB Section(s): 4.490

Program Name: National Disc. Capital Grants - Section 5309

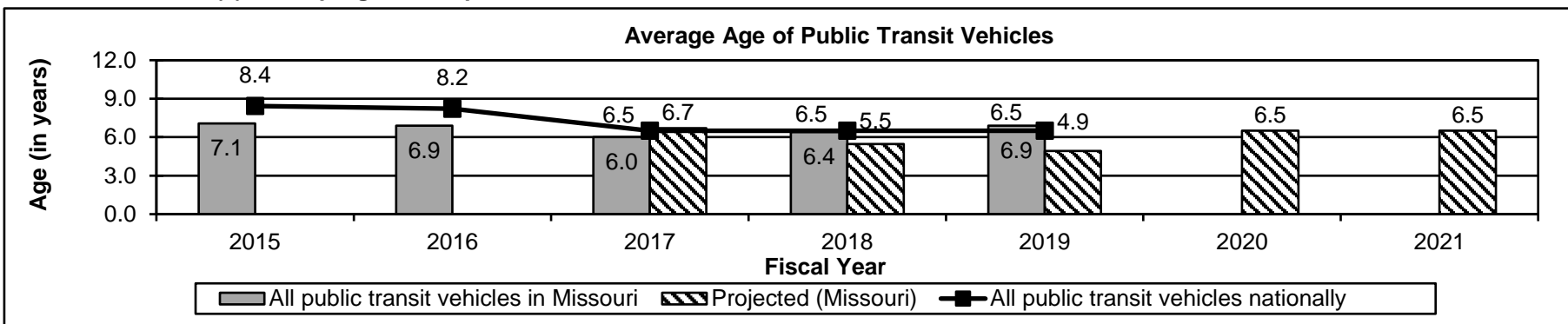
Program is found in the following core budget(s): National Disc. Capital Grants - Section 5309

2b. Provide a measure(s) of the program's quality.



A deficiency is a violation of a Federal Transit Administration (FTA) or state requirement, which requires corrective action by a pre-determined date in order to maintain eligibility for transit funding programs. The 2020 and 2021 projections are based off an approximate 10 percent reduction from the prior year of deficiencies in any category greater than no deficiencies.

2c. Provide a measure(s) of the program's impact.



This data is from the National Transit Database administered by the Federal Transit Association. MoDOT's goal is to keep 50 percent or more of active public transit vehicles less than 10 years old. The fiscal year 2020 and 2021 projections are based the 2019 national average.

PROGRAM DESCRIPTION

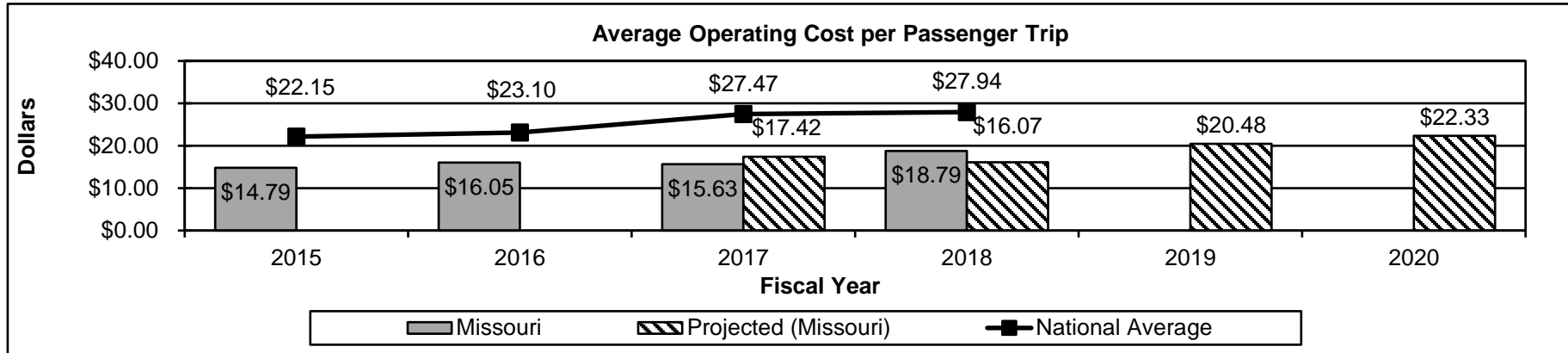
Department of Transportation

HB Section(s): 4.490

Program Name: National Disc. Capital Grants - Section 5309

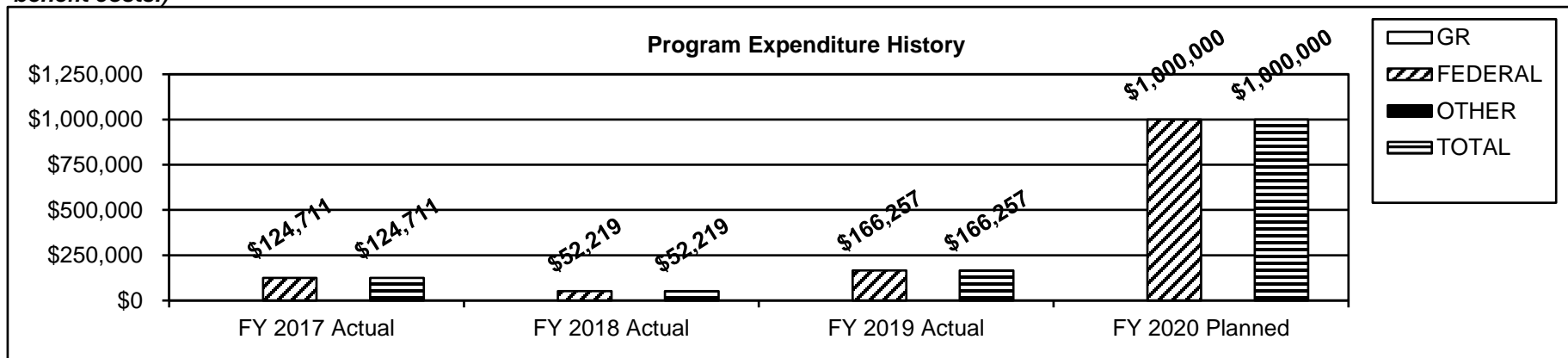
Program is found in the following core budget(s): National Disc. Capital Grants - Section 5309

2d. Provide a measure(s) of the program's efficiency.



Passenger trips are counted based upon the number of stops. For example: if a person rides a bus to the doctor's office, the grocery store and home, the number of trips would be three. This data is from the National Transit Database administered by the Federal Transit Association and is only available for 2015, 2016, 2017 and 2018. Data for 2019 will not be available until fall of 2020. The fiscal year 2019 and 2020 projections are based on average growth from 2015 to 2018.

3. Provide actual expenditures for the prior three fiscal years and planned expenditures for the current fiscal year. (Note: Amounts do not include fringe benefit costs.)



PROGRAM DESCRIPTION**Department of Transportation****HB Section(s): 4.490****Program Name: National Disc. Capital Grants - Section 5309****Program is found in the following core budget(s): National Disc. Capital Grants - Section 5309****4. What are the sources of the "Other " funds?**

N/A

5. What is the authorization for this program, i.e., federal or state statute, etc.? (Include the federal program number, if applicable.)

Title 49 USC 5309 and 33.546, RSMo.

6. Are there federal matching requirements? If yes, please explain.

Yes, 20 percent of project funds must be non-federal matching funds.

7. Is this a federally mandated program? If yes, please explain.

No

This page left blank intentionally.

DECISION ITEM SUMMARY

Budget Unit								
Decision Item	FY 2019	FY 2019	FY 2020	FY 2020	FY 2021	FY 2021	FY 2021	FY 2021
Budget Object Summary	ACTUAL	ACTUAL	BUDGET	BUDGET	DEPT REQ	DEPT REQ	GOV REC	GOV REC
Fund	DOLLAR	FTE	DOLLAR	FTE	DOLLAR	FTE	DOLLAR	FTE
PLANNING GRANTS-SEC 5303 (8)								
CORE								
PROGRAM-SPECIFIC								
MULTIMODAL OPERATIONS FEDERAL	115,960	0.00	1,000,000	0.00	1,000,000	0.00	1,000,000	0.00
TOTAL - PD	115,960	0.00	1,000,000	0.00	1,000,000	0.00	1,000,000	0.00
TOTAL	115,960	0.00	1,000,000	0.00	1,000,000	0.00	1,000,000	0.00
GRAND TOTAL	\$115,960	0.00	\$1,000,000	0.00	\$1,000,000	0.00	\$1,000,000	0.00

CORE DECISION ITEM

Department of Transportation	Budget Unit: Multimodal Operations
Division: Multimodal Operations	
Core: Metropolitan & Statewide Planning Grants - Section 5303 & 5304	HB Section: 4.495

1. CORE FINANCIAL SUMMARY

	FY 2021 Budget Request					FY 2021 Governor's Recommendation			
	GR	Federal	Other	Total		GR	Federal	Other	Total
PS	\$0	\$0	\$0	\$0	PS	\$0	\$0	\$0	\$0
EE	\$0	\$0	\$0	\$0	EE	\$0	\$0	\$0	\$0
PSD	\$0	\$1,000,000	\$0	\$1,000,000	PSD	\$0	\$1,000,000	\$0	\$1,000,000
TRF	\$0	\$0	\$0	\$0	TRF	\$0	\$0	\$0	\$0
Total	\$0	\$1,000,000	\$0	\$1,000,000	Total	\$0	\$1,000,000	\$0	\$1,000,000
FTE	0.00	0.00	0.00	0.00	FTE	0.00	0.00	0.00	0.00
HB 4	\$0	\$0	\$0	\$0	HB 4	\$0	\$0	\$0	\$0
HB 5	\$0	\$0	\$0	\$0	HB 5	\$0	\$0	\$0	\$0
<i>Note: Fringes budgeted in House Bill 5 except for certain fringes budgeted directly to MoDOT, Highway Patrol, and Conservation.</i>					<i>Note: Fringes budgeted in House Bill 5 except for certain fringes budgeted directly to MoDOT, Highway Patrol, and Conservation.</i>				

Other Funds:

Other Funds:

2. CORE DESCRIPTION

This program allows for statewide transit planning and technical assistance activities grants that can be used for planning support, research and technical studies related to public transportation.

This program allows for the pass-through of federal transit planning assistance (FTA Sections 5303 as well as 5304, formerly Section 5313) and federal highway administration planning assistance (FHWA PL funds) to metropolitan planning organizations. Federal transportation funds for construction, equipment or operations require a metropolitan planning process. Funds are distributed to Metropolitan Planning Organizations (MPO) by a formula that considers each MPO's urbanized area population, their individual planning needs and a minimum distribution.

The Governor's Recommendation is the same as the department's request.

3. PROGRAM LISTING (list programs included in this core funding)

The following is the list of eligible Metropolitan Planning Organizations and Regional Planning Commissions organizations:

Boonslick Regional Planning Commission	Columbia Area Transportation Study Organization
Bootheel Regional Planning & Economic Development Commission	East-West Gateway Council of Governments
Capital Area Metropolitan Planning Organization	Green Hills Regional Planning Commission

CORE DECISION ITEM

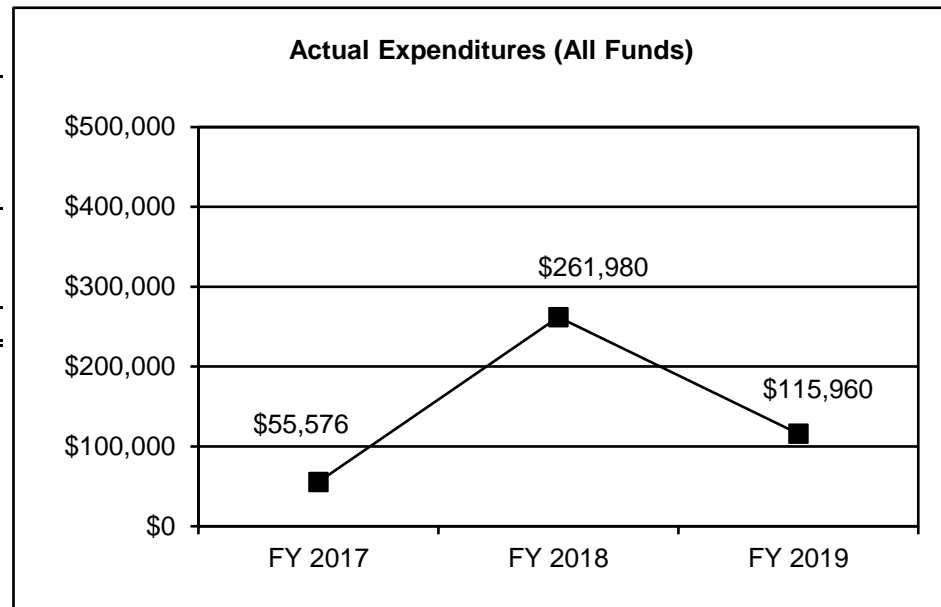
Department of Transportation	Budget Unit:	Multimodal Operations
Division: Multimodal Operations		
Core: Metropolitan & Statewide Planning Grants - Section 5303 & 5304	HB Section:	4.495
<p>Harry S. Truman Coordinating Council Joplin Area Transportation Study Organization Kaysinger Basin Regional Planning Commission Lake of the Ozarks Council of Local Governments Mark Twain Regional Council of Governments Meramec Regional Planning Commission Mid-America Regional Council Mid-Mo Regional Planning Commission Missouri Public Transit Association Mo-Kan Regional Council Northeast Missouri Regional Planning Commission Northwest Missouri Regional Council of Governments Ozark Foothills Regional Planning Commission Ozark Transportation Organization Pioneer Trails Regional Planning Commission South Central Ozark Council of Governments Southeast Metropolitan Planning Organization Southeast Missouri Regional Planning & Economic Development Commission Southwest Missouri Council of Governments St. Joseph Area Transportation Study Organization</p>		

CORE DECISION ITEM

Department of Transportation	Budget Unit: Multimodal Operations
Division: Multimodal Operations	
Core: Metropolitan & Statewide Planning Grants - Section 5303 & 5304	HB Section: 4.495

4. FINANCIAL HISTORY

	FY 2017 Actual	FY 2018 Actual	FY 2019 Actual	FY 2020 Current Yr.
Appropriation (All Funds)	\$11,000,000	\$11,000,000	\$1,000,000	\$1,000,000
Less Reverted (All Funds)	\$0	\$0	\$0	N/A
Less Restricted (All Funds)*	\$0	\$0	\$0	N/A
Budget Authority (All Funds)	\$11,000,000	\$11,000,000	\$1,000,000	N/A
Actual Expenditures (All Funds)	\$55,576	\$261,980	\$115,960	N/A
Unexpended (All Funds)	\$10,944,424	\$10,738,020	\$884,040	N/A
Unexpended, by Fund:				
General Revenue	\$0	\$0	\$0	N/A
Federal	\$10,944,424	\$10,738,020	\$884,040	N/A
Other	\$0	\$0	\$0	N/A
	(1), (2)	(1), (2), (3)	(1), (2), (4)	



*Restricted amount is N/A

Reverted includes the statutory three percent reserve amount (when applicable).

Restricted includes any Governor's Expenditure Restrictions which remained at the end of the fiscal year (when applicable).

NOTES:

(1) Multi-year grants carry forward to future years.

(2) A portion of Metropolitan Planning Organization funding was transferred from the Federal Transit Administration to the Federal Highway Administration and was expended from the construction appropriation.

(3) In addition to actual expenditures in fiscal year 2018, the unexpended balance of the appropriation includes \$232,065 of committed budget authority in the form of purchase orders for projects that started in fiscal year 2018, but did not pay out until fiscal year 2019.

(4) In addition to actual expenditures in fiscal year 2019, the unexpended balance of the appropriation includes \$150,612 of committed budget authority in the form of purchase orders for projects that started in fiscal year 2019, but will not pay out until fiscal year 2020.

FLEXIBILITY REQUEST FORM

BUDGET UNIT NUMBER:	60531C, 60534C, 60535C, 60536C, 60554C	DEPARTMENT:	Missouri Department of Transportation (MoDOT)
BUDGET UNIT NAME:	Capital Impr - Sec 5310, Formula Transit Grants for Rural Areas - Sec 5311, Cap Grants - Sec 5309, Planning Grants - Sec 5303, Bus & Bus Facility Transit Grants - Sec 5339	DIVISION:	Multimodal Operations
HOUSE BILL SECTION:	4.475, 4.485, 4.490, 4.495, 4.500		

1. Provide the amount by fund of personal service flexibility and the amount by fund of expense and equipment flexibility you are requesting in dollar and percentage terms and explain why the flexibility is needed. If flexibility is being requested among divisions, provide the amount by fund of flexibility you are requesting in dollar and percentage terms and explain why the flexibility is needed.

DEPARTMENT REQUEST

The fiscal year 2021 budget request includes a request for 25 percent flexibility between each of the House Bill sections and/or budget units listed above from the Multimodal Operations Federal Fund, totaling \$12,375,000. This flexibility is needed between these House Bill sections and/or budget units to allow MoDOT to more effectively administer federal funds received from the Federal Transit Administration.

2. Estimate how much flexibility will be used for the budget year. How much flexibility was used in the Prior Year Budget and the Current Year Budget? Please specify the amount.

PRIOR YEAR ACTUAL AMOUNT OF FLEXIBILITY USED	CURRENT YEAR ESTIMATED AMOUNT OF FLEXIBILITY THAT WILL BE USED	BUDGET REQUEST ESTIMATED AMOUNT OF FLEXIBILITY THAT WILL BE USED
N/A - Flexibility was not used in the prior year.	In fiscal year 2020, MoDOT requested \$1.7 million of flexibility, or 0.6 percent, be moved from Formula Transit Grants for Rural Areas - Sec 5311 to Bus & Bus Facility Transit Grants - Sec 5339. The General Assembly approved 25 percent flexibility between each of the House Bill sections and/or budget units listed above from the Multimodal Operations Federal Fund; however, any further use of flexibility in fiscal year 2020 is unknown at this time.	The department is requesting 25 percent flexibility, totaling \$12,375,000 from the Multimodal Operations Federal Fund, as needed.

3. Please explain how flexibility was used in the prior and/or current years.

PRIOR YEAR EXPLAIN ACTUAL USE	CURRENT YEAR EXPLAIN PLANNED USE
N/A - Flexibility was not used in the prior year.	This flexibility will be used, as needed, to allow MoDOT to more effectively administer the federal funds received from the Federal Transit Administration.

**FY 2021
Flexibility Requests**

MISSOURI DEPARTMENT OF TRANSPORTATION (MoDOT)							
						FLEXIBILITY	
HB	APPROP	APPROP NAME	FUND	FUND	FY 20 APPROP AMT	FY 20 TAFP	FY 21 REQUESTED
4.475	8493	CI GRANTS SECTION 5310	0126	FED	\$10,600,000	25%	25%
4.485	8726	FORMULA TRANSIT GRANTS FOR RURAL AREAS SECTION 5311	0126	FED	\$31,000,000	25%	25%
4.490	1316	CAPITAL GRANTS SECTION 5309	0126	FED	\$1,000,000	25%	25%
4.495	0437	PLANNING GRANTS SECTION 5303	0126	FED	\$1,000,000	25%	25%
4.500	8249	BUS & BUS FACILITY TRANSIT GRANTS SECTION 5339	0126	FED	\$5,900,000	25%	25%

CORE RECONCILIATION

STATE
 PLANNING GRANTS-SEC 5303 (8)

5. CORE RECONCILIATION

	Budget Class	FTE	GR	Federal	Other	Total	Explanation
TAFP AFTER VETOES	PD	0.00	0	1,000,000	0	1,000,000	
	Total	0.00	0	1,000,000	0	1,000,000	
DEPARTMENT CORE REQUEST	PD	0.00	0	1,000,000	0	1,000,000	
	Total	0.00	0	1,000,000	0	1,000,000	
GOVERNOR'S RECOMMENDED CORE	PD	0.00	0	1,000,000	0	1,000,000	
	Total	0.00	0	1,000,000	0	1,000,000	

DECISION ITEM DETAIL

Budget Unit	FY 2019	FY 2019	FY 2020	FY 2020	FY 2021	FY 2021	FY 2021	FY 2021
Decision Item	ACTUAL	ACTUAL	BUDGET	BUDGET	DEPT REQ	DEPT REQ	GOV REC	GOV REC
Budget Object Class	DOLLAR	FTE	DOLLAR	FTE	DOLLAR	FTE	DOLLAR	FTE
PLANNING GRANTS-SEC 5303 (8)								
CORE								
PROGRAM DISTRIBUTIONS	115,960	0.00	1,000,000	0.00	1,000,000	0.00	1,000,000	0.00
TOTAL - PD	115,960	0.00	1,000,000	0.00	1,000,000	0.00	1,000,000	0.00
GRAND TOTAL	\$115,960	0.00	\$1,000,000	0.00	\$1,000,000	0.00	\$1,000,000	0.00
GENERAL REVENUE	\$0	0.00	\$0	0.00	\$0	0.00	\$0	0.00
FEDERAL FUNDS	\$115,960	0.00	\$1,000,000	0.00	\$1,000,000	0.00	\$1,000,000	0.00
OTHER FUNDS	\$0	0.00	\$0	0.00	\$0	0.00	\$0	0.00

PROGRAM DESCRIPTION

Department of Transportation

HB Section(s): 4.495

Program Name: Metro & Statewide Planning Grants-Section 5303 & 5304

Program is found in the following core budget(s): Metro & Statewide Planning Grants-Section 5303 & 5304

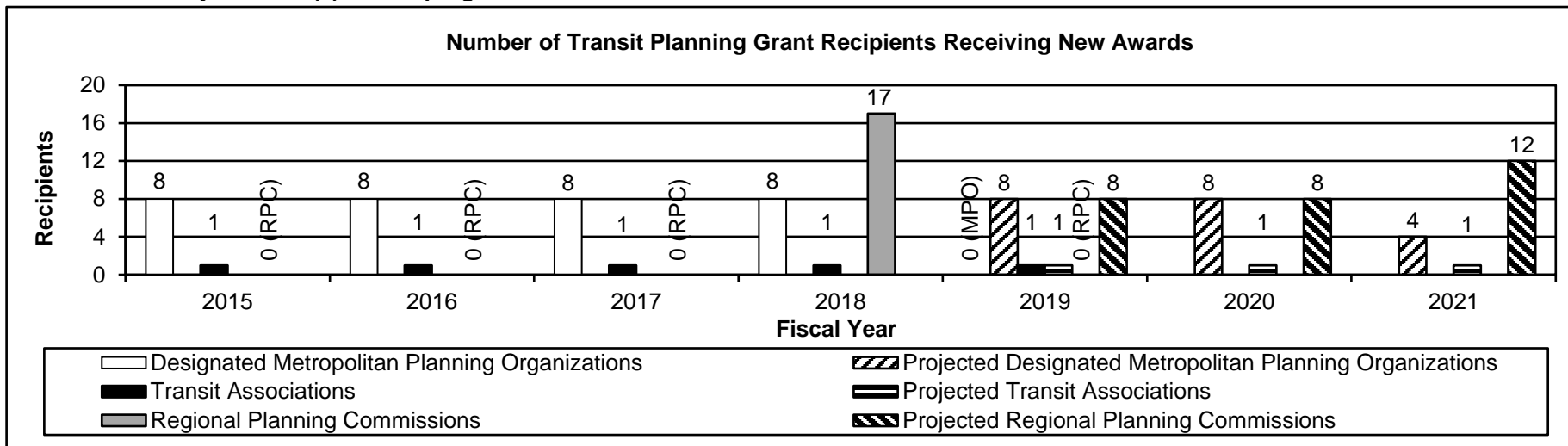
1a. What strategic priority does this program address?

Service - deliver transportation solutions of great value and use resources wisely

1b. What does this program do?

This program allows for statewide transit planning and technical assistance activities grants that can be used for planning support, research and technical studies related to public transportation. Regional Planning Commissions (RPC) and Metropolitan Planning Organizations (MPO) utilize Section 5304 funds for updates to the Coordinated Public Transit Human Services Transportation Plans. These plans are updated every five years. These plans must be updated to allow subrecipients to apply for FTA Section 5310 funding within each area.

2a. Provide an activity measure(s) for the program.



The 2020 and 2021 projections are based on FTA planning requirements and current human services coordination plans that are required to be updated every five years.

PROGRAM DESCRIPTION

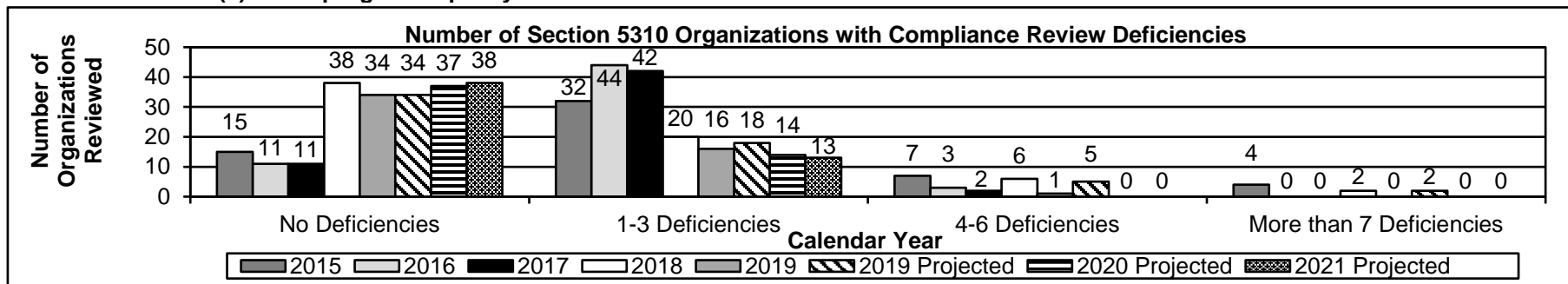
Department of Transportation

HB Section(s): 4.495

Program Name: Metro & Statewide Planning Grants-Section 5303 & 5304

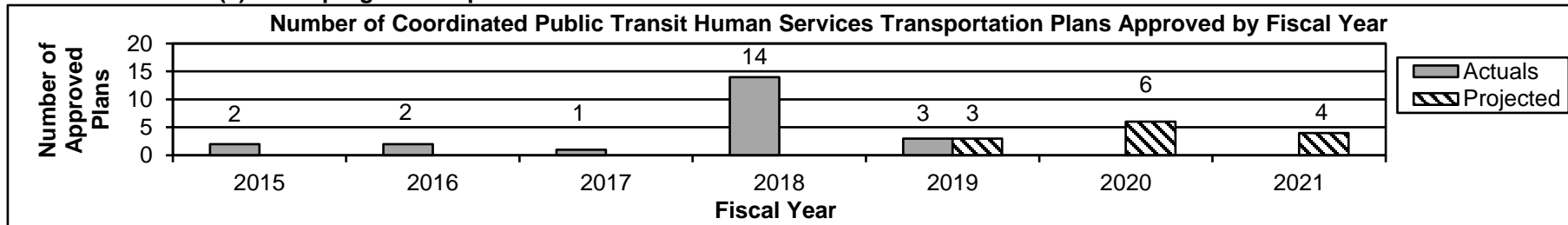
Program is found in the following core budget(s): Metro & Statewide Planning Grants-Section 5303 & 5304

2b. Provide a measure(s) of the program's quality.



The Federal Transit Administration's Section 5310 formula grants provide capital and operating assistance to transportation service providers serving the mobility needs of senior citizens and/or persons with disabilities in Missouri's urban and rural areas of the state. A deficiency is a violation of a Federal Transit Administration (FTA) or state requirement, which requires corrective action by a pre-determined date in order to maintain eligibility for transit funding programs. The 2020 and 2021 projections are based off an approximate 10 percent reduction from the prior year of deficiencies in any category greater than no deficiencies.

2c. Provide a measure(s) of the program's impact.



The Section 5303 program is directly tied to the Section 5310 program. Federal transit law, as amended by the Moving Ahead for Progress in the 21st Century (MAP-21) transportation act, requires that projects selected for funding under the Section 5310 program be included in a locally developed, coordinated public transit human services transportation plan and that the plan be developed and approved through a process that includes participation by seniors, individuals with disabilities, representatives of public, private and nonprofit transportation, human services providers and other members of the public. The plans identify the transportation needs of individuals with disabilities, seniors and people with low incomes; provide strategies for meeting local needs; and prioritize transportation services and projects for funding and implementation. Local plans may be developed on a local, regional or statewide level. The plans approved are for both rural and metropolitan planning organizations as well as the Missouri Public Transit Association. The number of plans approved in 2018 is high because the majority of the plans approved came up for renewal in this year. The 2020 and 2021 projections are based on the current approved plans.

PROGRAM DESCRIPTION

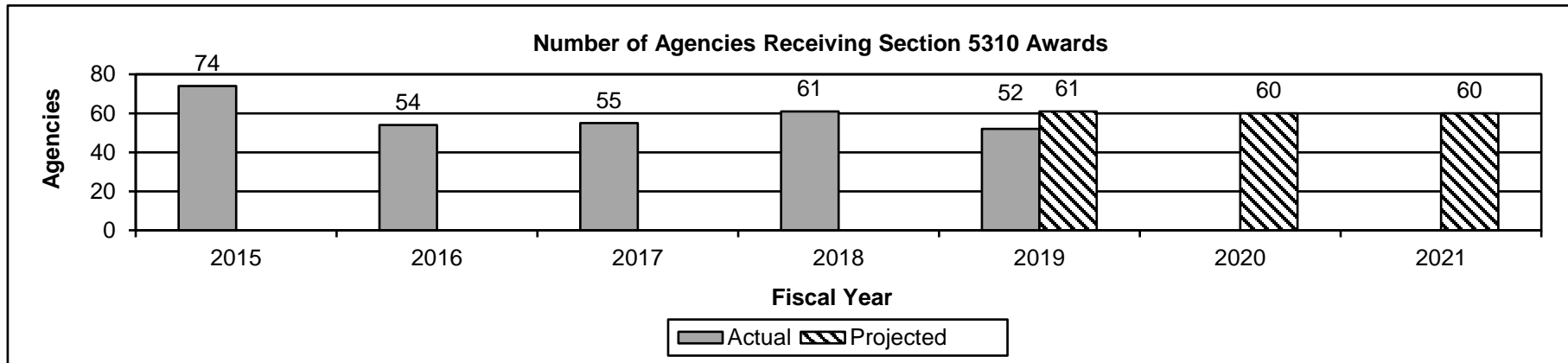
Department of Transportation

HB Section(s): 4.495

Program Name: Metro & Statewide Planning Grants-Section 5303 & 5304

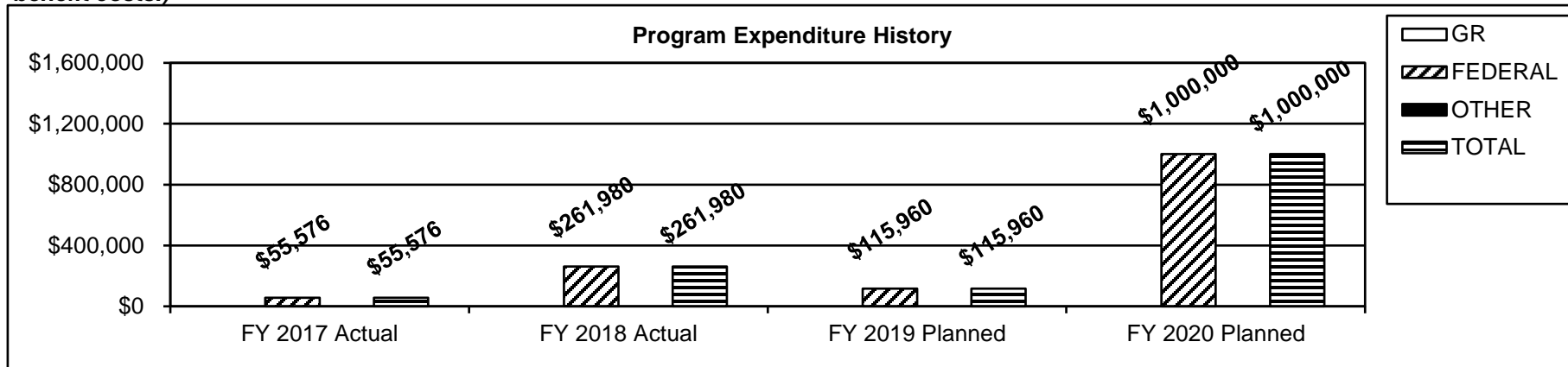
Program is found in the following core budget(s): Metro & Statewide Planning Grants-Section 5303 & 5304

2d. Provide a measure(s) of the program's efficiency.



Agencies participating in the Section 5310 program are required to develop coordinated public transit human services transportation plans. Section 5303 planning funds are used to develop coordinated plans for Section 5310 sub-recipients shown above. The 2020 and 2021 projections are based on a five year average of the number of agencies that received Section 5310 awards.

3. Provide actual expenditures for the prior three fiscal years and planned expenditures for the current fiscal year. (Note: Amounts do not include fringe benefit costs.)



PROGRAM DESCRIPTION**Department of Transportation****HB Section(s): 4.495****Program Name: Metro & Statewide Planning Grants-Section 5303 & 5304****Program is found in the following core budget(s): Metro & Statewide Planning Grants-Section 5303 & 5304****4. What are the sources of the "Other " funds?**

N/A

5. What is the authorization for this program, i.e., federal or state statute, etc.? (Include the federal program number, if applicable.)

Title 49 USC 5303, Title 49 5304 and 33.546, RSMo.

6. Are there federal matching requirements? If yes, please explain.

Yes, 20 percent of project funds must be non-federal matching funds.

7. Is this a federally mandated program? If yes, please explain.

Metropolitan Transportation Improvement Programs (TIP) are required before federally funded highway and transit projects in metropolitan areas may proceed.

DECISION ITEM SUMMARY

Budget Unit									
Decision Item	FY 2019	FY 2019	FY 2020	FY 2020	FY 2021	FY 2021	FY 2021	FY 2021	FY 2021
Budget Object Summary	ACTUAL	ACTUAL	BUDGET	BUDGET	DEPT REQ	DEPT REQ	GOV REC	GOV REC	GOV REC
Fund	DOLLAR	FTE	DOLLAR	FTE	DOLLAR	FTE	DOLLAR	FTE	FTE
BUS & BUS FACILITY TRNSIT GRNT									
CORE									
EXPENSE & EQUIPMENT									
MULTIMODAL OPERATIONS FEDERAL	0	0.00	29,355	0.00	29,355	0.00	29,355	0.00	0.00
TOTAL - EE	0	0.00	29,355	0.00	29,355	0.00	29,355	0.00	0.00
PROGRAM-SPECIFIC									
MULTIMODAL OPERATIONS FEDERAL	4,397,037	0.00	5,870,645	0.00	5,870,645	0.00	5,870,645	0.00	0.00
TOTAL - PD	4,397,037	0.00	5,870,645	0.00	5,870,645	0.00	5,870,645	0.00	0.00
TOTAL	4,397,037	0.00	5,900,000	0.00	5,900,000	0.00	5,900,000	0.00	0.00
Bus & Bus Facility Grants - 1605021									
PROGRAM-SPECIFIC									
MULTIMODAL OPERATIONS FEDERAL	0	0.00	0	0.00	4,000,000	0.00	4,000,000	0.00	0.00
TOTAL - PD	0	0.00	0	0.00	4,000,000	0.00	4,000,000	0.00	0.00
TOTAL	0	0.00	0	0.00	4,000,000	0.00	4,000,000	0.00	0.00
GRAND TOTAL	\$4,397,037	0.00	\$5,900,000	0.00	\$9,900,000	0.00	\$9,900,000	0.00	0.00

CORE DECISION ITEM

Department of Transportation	Budget Unit: <u>Multimodal Operations</u>
Division: Multimodal Operations	
Core: Bus and Bus Facility Transit Grants	HB Section: <u>4.500</u>

1. CORE FINANCIAL SUMMARY

	FY 2021 Budget Request					FY 2021 Governor's Recommendation			
	GR	Federal	Other	Total		GR	Federal	Other	Total
PS	\$0	\$0	\$0	\$0	PS	\$0	\$0	\$0	\$0
EE	\$0	\$29,355	\$0	\$29,355	EE	\$0	\$29,355	\$0	\$29,355
PSD	\$0	\$5,870,645	\$0	\$5,870,645	PSD	\$0	\$5,870,645	\$0	\$5,870,645
TRF	\$0	\$0	\$0	\$0	TRF	\$0	\$0	\$0	\$0
Total	\$0	\$5,900,000	\$0	\$5,900,000	Total	\$0	\$5,900,000	\$0	\$5,900,000
FTE	0.00	0.00	0.00	0.00	FTE	0.00	0.00	0.00	0.00
HB 4	\$0	\$0	\$0	\$0	HB 4	\$0	\$0	\$0	\$0
HB 5	\$0	\$0	\$0	\$0	HB 5	\$0	\$0	\$0	\$0
<i>Note: Fringes budgeted in House Bill 5 except for certain fringes budgeted directly to MoDOT, Highway Patrol, and Conservation.</i>					<i>Note: Fringes budgeted in House Bill 5 except for certain fringes budgeted directly to MoDOT, Highway Patrol, and Conservation.</i>				

Other Funds:	Other Funds:
Notes:	Notes:

2. CORE DESCRIPTION

The Fixing America's Surface Transportation (FAST) Act contains a bus and bus facility transit grant program. This appropriation provides funding for public transit providers to replace, rehabilitate and purchase buses and related equipment and to construct bus-related facilities. These funds are annually apportioned to each of the large urban areas (St. Louis, Kansas City and Springfield), apportioned separately on an aggregate basis to the small urban areas (between 50,000 - 199,999 population) and annually apportioned separately in aggregate to the non-urbanized / rural areas of the state. Large urban and small urban public transit providers receive their apportionments directly from the Federal Transit Administration. MoDOT only administers the rural apportionment for rural public transit providers.

The Governor's Recommendation is the same as the department's request.

3. PROGRAM LISTING (list programs included in this core funding)

Listed below are the rural public transit agencies that are eligible to receive bus and bus facility transit grant funding through MoDOT for fiscal year 2020:

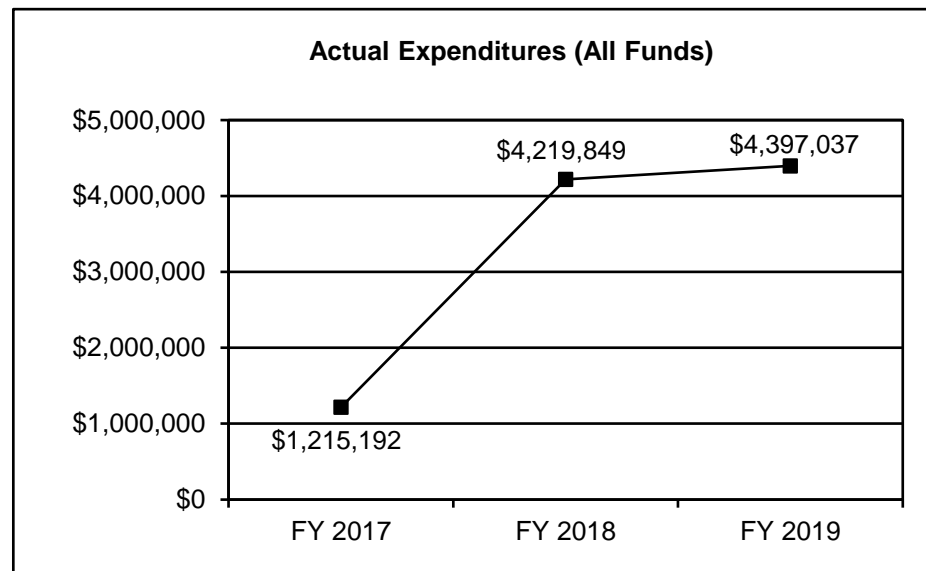
Cape Girardeau County Transit Authority	City of Lamar	Mississippi County Transit System
City of Bloomfield	City of Mt. Vernon	OATS, Inc.
City of Carthage	City of Nevada	Ray County Transportation, Inc.
City of Clinton	City of New Madrid	Ripley County Transit, Inc.
City of El Dorado Springs	City of West Plains	Scott County Transportation System
City of Excelsior Springs	Dunklin County Transit Service, Inc.	SERVE, Inc.
City of Houston	Licking Bridge Builders, Inc.	Southeast Missouri Transportation Service, Inc.

CORE DECISION ITEM

Department of Transportation	Budget Unit: <u>Multimodal Operations</u>
Division: Multimodal Operations	
Core: Bus and Bus Facility Transit Grants	HB Section: <u>4.500</u>

4. FINANCIAL HISTORY

	FY 2017 Actual	FY 2018 Actual	FY 2019 Actual	FY 2020 Current Yr.
Appropriation (All Funds)	\$5,900,000	\$5,900,000	\$5,900,000	\$5,900,000
Less Reverted (All Funds)	\$0	\$0	\$0	N/A
Less Restricted (All Funds)*	\$0	\$0	\$0	N/A
Budget Authority (All Funds)	\$5,900,000	\$5,900,000	\$5,900,000	N/A
Actual Expenditures (All Funds)	\$1,215,192	\$4,219,849	\$4,397,037	N/A
Unexpended (All Funds)	\$4,684,808	\$1,680,151	\$1,502,963	N/A
Unexpended, by Fund:				
General Revenue	\$0	\$0	\$0	N/A
Federal	\$4,684,808	\$1,680,151	\$1,502,963	N/A
Other	\$0	\$0	\$0	N/A
	(1), (2)	(1), (3)	(1), (4)	



*Restricted amount is N/A

Reverted includes the statutory three percent reserve amount (when applicable).

Restricted includes any Governor's Expenditure Restrictions which remained at the end of the fiscal year (when applicable).

NOTES:

(1) Multi-year grants carry forward to future years.

(2) In addition to actual expenditures in fiscal year 2017, the unexpended balance of the appropriation includes \$953,895 of committed budget authority in the form of purchase orders for vehicles ordered in fiscal year 2017, but not delivered until fiscal year 2018.

(3) In addition to actual expenditures in fiscal year 2018, the unexpended balance of the appropriation includes \$545,280 of committed budget authority in the form of purchase orders for vehicles ordered in fiscal year 2018, but not delivered until fiscal year 2019.

(4) In addition to actual expenditures in fiscal year 2019, the unexpended balance of the appropriation includes \$664,944 of committed budget authority in the form of purchase orders for vehicles ordered in fiscal year 2019, but will not be delivered until fiscal year 2020.

FLEXIBILITY REQUEST FORM

BUDGET UNIT NUMBER:	60531C, 60534C, 60535C, 60536C, 60554C Capital Impr - Sec 5310, Formula Transit Grants for Rural Areas - Sec	DEPARTMENT:	Missouri Department of Transportation (MoDOT)
BUDGET UNIT NAME:	5311, Cap Grants - Sec 5309, Planning Grants - Sec 5303, Bus & Bus Facility Transit Grants - Sec 5339	DIVISION:	Multimodal Operations
HOUSE BILL SECTION:	4.475, 4.485, 4.490, 4.495, 4.500		

1. Provide the amount by fund of personal service flexibility and the amount by fund of expense and equipment flexibility you are requesting in dollar and percentage terms and explain why the flexibility is needed. If flexibility is being requested among divisions, provide the amount by fund of flexibility you are requesting in dollar and percentage terms and explain why the flexibility is needed.

DEPARTMENT REQUEST

The fiscal year 2021 budget request includes a request for 25 percent flexibility between each of the House Bill sections and/or budget units listed above from the Multimodal Operations Federal Fund, totaling \$12,375,000. This flexibility is needed between these House Bill sections and/or budget units to allow MoDOT to more effectively administer federal funds received from the Federal Transit Administration.

2. Estimate how much flexibility will be used for the budget year. How much flexibility was used in the Prior Year Budget and the Current Year Budget? Please specify the amount.

PRIOR YEAR ACTUAL AMOUNT OF FLEXIBILITY USED	CURRENT YEAR ESTIMATED AMOUNT OF FLEXIBILITY THAT WILL BE USED	BUDGET REQUEST ESTIMATED AMOUNT OF FLEXIBILITY THAT WILL BE USED
N/A - Flexibility was not used in the prior year.	In fiscal year 2020, MoDOT requested \$1.7 million of flexibility, or 0.6 percent, be moved from Formula Transit Grants for Rural Areas - Sec 5311 to Bus & Bus Facility Transit Grants - Sec 5339. The General Assembly approved 25 percent flexibility between each of the House Bill sections and/or budget units listed above from the Multimodal Operations Federal Fund; however, any further use of flexibility in fiscal year 2020 is unknown at this time.	The department is requesting 25 percent flexibility, totaling \$12,375,000 from the Multimodal Operations Federal Fund, as needed.

3. Please explain how flexibility was used in the prior and/or current years.

PRIOR YEAR EXPLAIN ACTUAL USE	CURRENT YEAR EXPLAIN PLANNED USE
N/A - Flexibility was not used in the prior year.	This flexibility will be used, as needed, to allow MoDOT to more effectively administer the federal funds received from the Federal Transit Administration.

**FY 2021
Flexibility Requests**

MISSOURI DEPARTMENT OF TRANSPORTATION (MoDOT)							
						FLEXIBILITY	
HB	APPROP	APPROP NAME	FUND	FUND	FY 20 APPROP AMT	FY 20 TAFP	FY 21 REQUESTED
4.475	8493	CI GRANTS SECTION 5310	0126	FED	\$10,600,000	25%	25%
4.485	8726	FORMULA TRANSIT GRANTS FOR RURAL AREAS SECTION 5311	0126	FED	\$31,000,000	25%	25%
4.490	1316	CAPITAL GRANTS SECTION 5309	0126	FED	\$1,000,000	25%	25%
4.495	0437	PLANNING GRANTS SECTION 5303	0126	FED	\$1,000,000	25%	25%
4.500	8249	BUS & BUS FACILITY TRANSIT GRANTS SECTION 5339	0126	FED	\$5,900,000	25%	25%

CORE RECONCILIATION

STATE
BUS & BUS FACILITY TRNSIT GRNT

5. CORE RECONCILIATION

	Budget Class	FTE	GR	Federal	Other	Total	Explanation
TAFP AFTER VETOES							
	EE	0.00	0	29,355	0	29,355	
	PD	0.00	0	5,870,645	0	5,870,645	
	Total	0.00	0	5,900,000	0	5,900,000	
DEPARTMENT CORE REQUEST							
	EE	0.00	0	29,355	0	29,355	
	PD	0.00	0	5,870,645	0	5,870,645	
	Total	0.00	0	5,900,000	0	5,900,000	
GOVERNOR'S RECOMMENDED CORE							
	EE	0.00	0	29,355	0	29,355	
	PD	0.00	0	5,870,645	0	5,870,645	
	Total	0.00	0	5,900,000	0	5,900,000	

DECISION ITEM DETAIL

Budget Unit	FY 2019	FY 2019	FY 2020	FY 2020	FY 2021	FY 2021	FY 2021	FY 2021
Decision Item	ACTUAL	ACTUAL	BUDGET	BUDGET	DEPT REQ	DEPT REQ	GOV REC	GOV REC
Budget Object Class	DOLLAR	FTE	DOLLAR	FTE	DOLLAR	FTE	DOLLAR	FTE
BUS & BUS FACILITY TRNSIT GRNT								
CORE								
PROFESSIONAL DEVELOPMENT	0	0.00	1,133	0.00	1,133	0.00	1,133	0.00
PROFESSIONAL SERVICES	0	0.00	28,222	0.00	28,222	0.00	28,222	0.00
TOTAL - EE	0	0.00	29,355	0.00	29,355	0.00	29,355	0.00
PROGRAM DISTRIBUTIONS	4,397,037	0.00	5,863,641	0.00	5,863,641	0.00	5,863,641	0.00
REFUNDS	0	0.00	7,004	0.00	7,004	0.00	7,004	0.00
TOTAL - PD	4,397,037	0.00	5,870,645	0.00	5,870,645	0.00	5,870,645	0.00
GRAND TOTAL	\$4,397,037	0.00	\$5,900,000	0.00	\$5,900,000	0.00	\$5,900,000	0.00
GENERAL REVENUE	\$0	0.00	\$0	0.00	\$0	0.00	\$0	0.00
FEDERAL FUNDS	\$4,397,037	0.00	\$5,900,000	0.00	\$5,900,000	0.00	\$5,900,000	0.00
OTHER FUNDS	\$0	0.00	\$0	0.00	\$0	0.00	\$0	0.00

PROGRAM DESCRIPTION

Department of Transportation

HB Section(s): 4.500

Program Name: Bus and Bus Facility Transit Grants

Program is found in the following core budget(s): Bus and Bus Facility Transit Grants

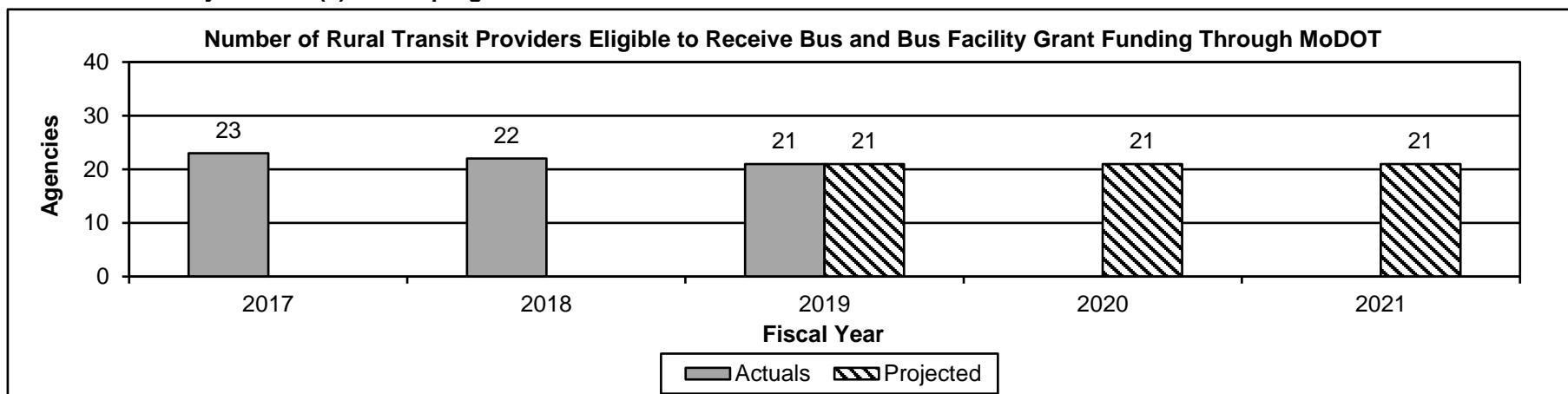
1a. What strategic priority does this program address?

Service - deliver transportation solutions of great value and use resources wisely

1b. What does this program do?

The Fixing America's Surface Transportation (FAST) Act contains a bus and bus facility transit grant program. This appropriation provides funding for public transit providers to replace, rehabilitate and purchase buses and related equipment and to construct bus-related facilities. These funds are annually apportioned to each of the large urban areas (St. Louis, Kansas City and Springfield), apportioned separately on an aggregate basis to the small urban areas (between 50,000 - 199,999 population) and annually apportioned separately in aggregate to the non-urbanized / rural areas of the state. Large urban and small urban public transit providers receive their apportionments directly from the Federal Transit Administration. MoDOT only administers the rural apportionment for rural public transit providers. Awards for transit vehicle replacement are based upon the useful life criteria. Useful life criteria identifies the expected lifetime of vehicles based upon years and/or mileage. Vehicles must meet or exceed the useful life criteria to be eligible for replacement.

2a. Provide an activity measure(s) for the program.



The 2020 and 2021 projections are based on the number of agencies currently eligible to receive funding.

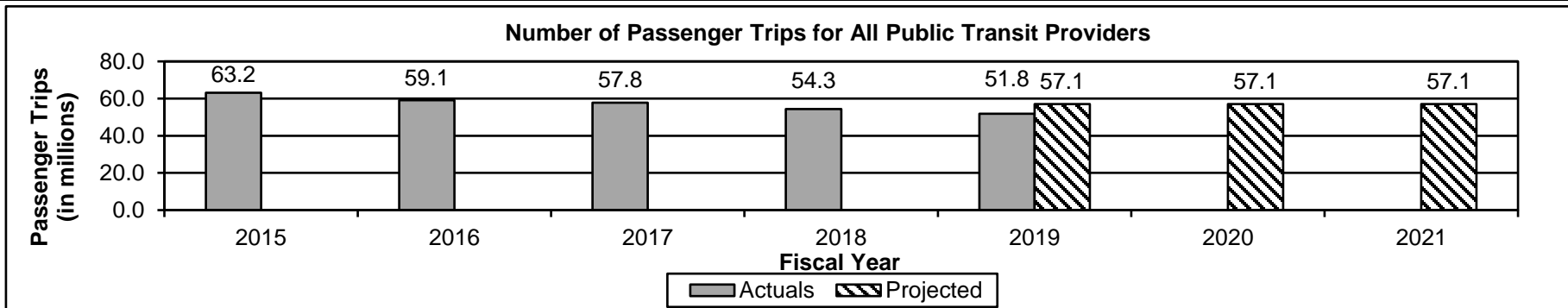
PROGRAM DESCRIPTION

Department of Transportation

HB Section(s): 4.500

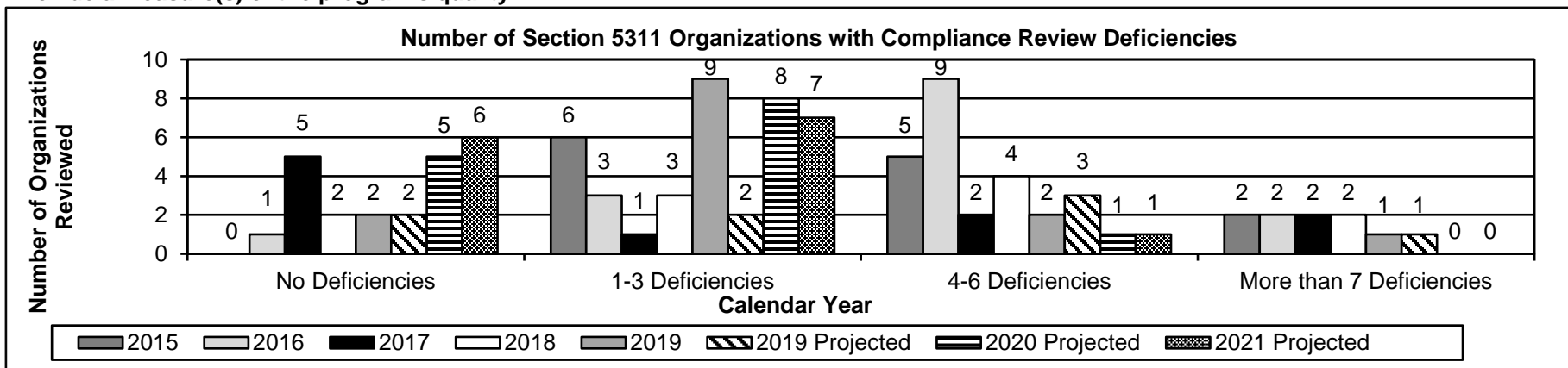
Program Name: Bus and Bus Facility Transit Grants

Program is found in the following core budget(s): Bus and Bus Facility Transit Grants



This graph includes transit passenger trips from all transit programs and not just this program. Passenger trips are counted based upon the number of stops. For example: if a person rides a bus to the doctor's office, the grocery store and home, the number of trips would be three. Fiscal year 2019 data is preliminary and is subject to change once all providers report final ridership. In 2019, Amtrak ridership declined significantly due to flooding. As a result, the 2020 and 2021 projections are based on average ridership from 2016 to 2018.

2b. Provide a measure(s) of the program's quality.



A deficiency is a violation of a Federal Transit Administration (FTA) or state requirement, which requires corrective action by a pre-determined date in order to maintain eligibility for transit funding programs. The 2020 and 2021 projections are based off an approximate 10 percent reduction from the prior year of deficiencies in any category greater than no deficiencies.

PROGRAM DESCRIPTION

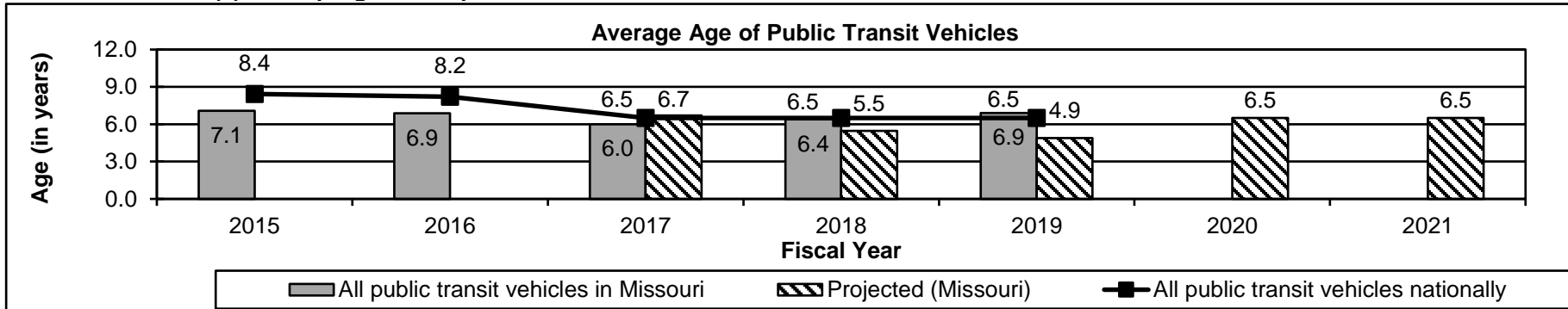
Department of Transportation

HB Section(s): 4.500

Program Name: **Bus and Bus Facility Transit Grants**

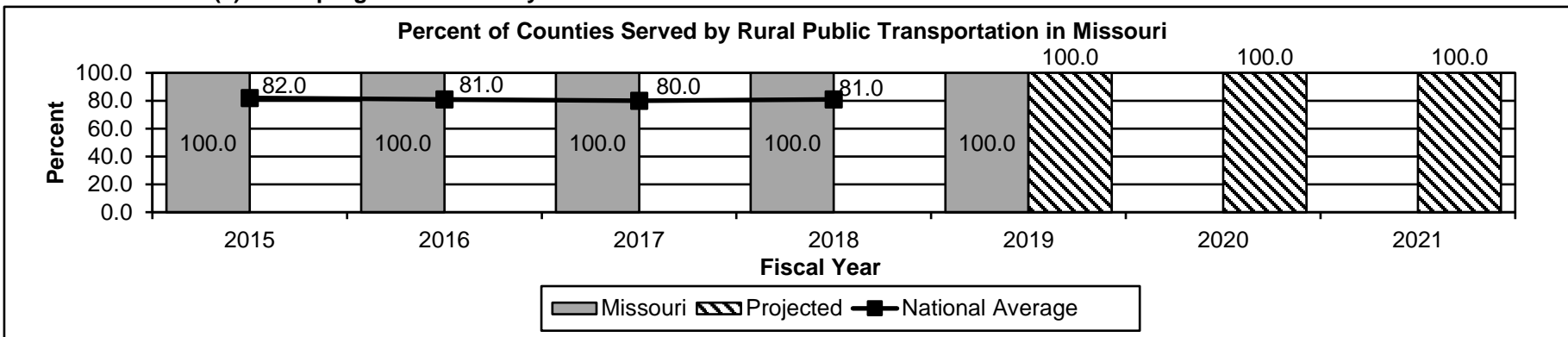
Program is found in the following core budget(s): **Bus and Bus Facility Transit Grants**

2c. Provide a measure(s) of the program's impact.



This data is from the National Transit Database administered by the Federal Transit Association. MoDOT's goal is to keep 50 percent or more of active public transit vehicles less than 10 years old. The fiscal year 2020 and 2021 projections are based the 2019 national average.

2d. Provide a measure(s) of the program's efficiency.



This graph includes the counties served by rural public transportation providers that participate in all federal and state transit programs administered by MoDOT. Rural public transportation providers are classified as serving a population of less than 50,000.

PROGRAM DESCRIPTION

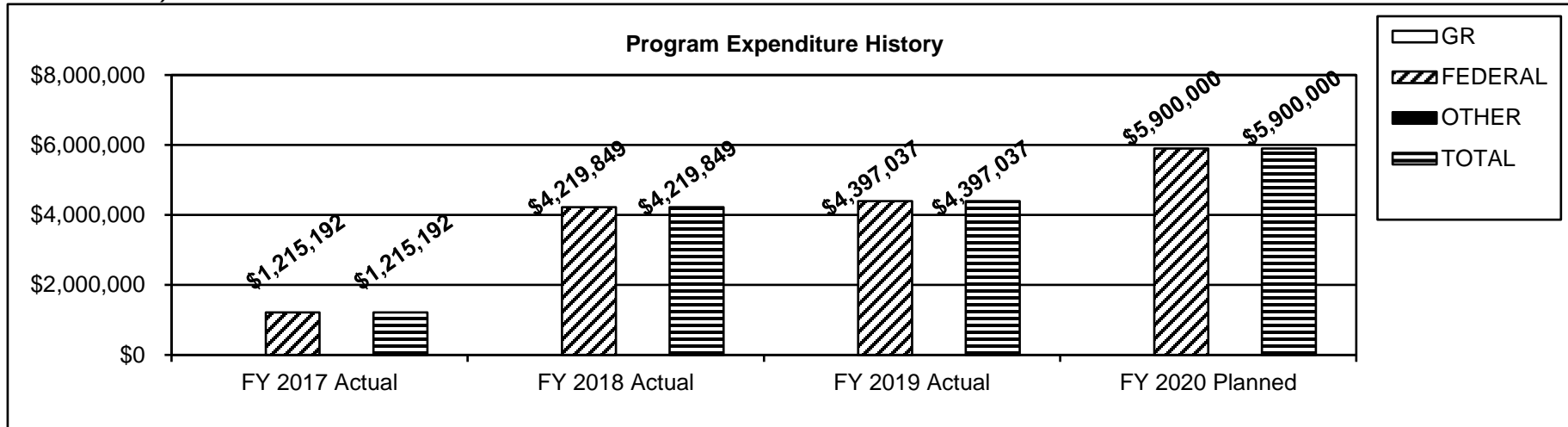
Department of Transportation

HB Section(s): 4.500

Program Name: Bus and Bus Facility Transit Grants

Program is found in the following core budget(s): Bus and Bus Facility Transit Grants

3. Provide actual expenditures for the prior three fiscal years and planned expenditures for the current fiscal year. (Note: Amounts do not include fringe benefit costs.)



4. What are the sources of the "Other " funds?

N/A

5. What is the authorization for this program, i.e., federal or state statute, etc.? (Include the federal program number, if applicable.)

Title 49 U.S.C. 5339 and 33.546, RSMo.

6. Are there federal matching requirements? If yes, please explain.

Yes, 20 percent cash matching funds from local/regional transit project sponsors. Funds allocated in the State Transit Assistance appropriation (226.195, RSMo) allocated to local/regional transit agencies may be used by the local/regional transit agency to match these federal funds.

7. Is this a federally mandated program? If yes, please explain.

No

This page left blank intentionally.

NEW DECISION ITEM

RANK: 16 OF 19

Department of Transportation	Budget Unit: Multimodal Operations
Division: Multimodal Operations	
DI Name: Bus and Bus Facility Transit Grants DI# 1605021	HB Section: 4.500

1. AMOUNT OF REQUEST

	FY 2021 Budget Request					FY 2021 Governor's Recommendation			
	GR	Federal	Other	Total		GR	Federal	Other	Total
PS	\$0	\$0	\$0	\$0	PS	\$0	\$0	\$0	\$0
EE	\$0	\$0	\$0	\$0	EE	\$0	\$0	\$0	\$0
PSD	\$0	\$4,000,000	\$0	\$4,000,000	PSD	\$0	\$4,000,000	\$0	\$4,000,000
TRF	\$0	\$0	\$0	\$0	TRF	\$0	\$0	\$0	\$0
Total	\$0	\$4,000,000	\$0	\$4,000,000	Total	\$0	\$4,000,000	\$0	\$4,000,000
FTE	0.00	0.00	0.00	0.00	FTE	0.00	0.00	0.00	0.00
HB 4	\$0	\$0	\$0	\$0	HB 4	\$0	\$0	\$0	\$0
HB 5	\$0	\$0	\$0	\$0	HB 5	\$0	\$0	\$0	\$0

Note: Fringes budgeted in House Bill 5 except for certain fringes budgeted directly to MoDOT, Highway Patrol, and Conservation.

Note: Fringes budgeted in House Bill 5 except for certain fringes budgeted directly to MoDOT, Highway Patrol, and Conservation.

Other Funds:

Other Funds:

2. THIS REQUEST CAN BE CATEGORIZED AS:

<input type="checkbox"/> New Legislation	<input type="checkbox"/> New Program	<input type="checkbox"/> Fund Switch
<input type="checkbox"/> Federal Mandate	<input checked="" type="checkbox"/> Program Expansion	<input type="checkbox"/> Cost to Continue
<input type="checkbox"/> GR Pick-Up	<input type="checkbox"/> Space Request	<input type="checkbox"/> Equipment Replacement
<input type="checkbox"/> Pay Plan	<input type="checkbox"/> Other: _____	

3. WHY IS THIS FUNDING NEEDED? PROVIDE AN EXPLANATION FOR ITEMS CHECKED IN #2. INCLUDE THE FEDERAL OR STATE STATUTORY OR CONSTITUTIONAL AUTHORIZATION FOR THIS PROGRAM.

This expansion item is requested to allow MoDOT to draw down an additional \$4.0 million of fiscal year 2019 discretionary grant funding for the Bus and Bus Facilities federal transit program. This expansion item is needed to purchase additional buses.

The Fixing America's Surface Transportation (FAST) Act contains a bus and bus facility transit grant program. This appropriation provides funding for public transit providers to replace, rehabilitate and purchase buses and related equipment and to construct bus-related facilities. These funds are annually apportioned to each of the large urban areas (St. Louis, Kansas City and Springfield), apportioned separately on an aggregate basis to the small urban areas (between 50,000 - 199,999 population) and annually apportioned separately in aggregate to the non-urbanized / rural areas of the state. Large urban and small urban public transit providers receive their apportionments directly from the Federal Transit Administration. MoDOT only administers the rural apportionment for rural public transit providers.

The Governor's Recommendation is the same as the department's request.

NEW DECISION ITEM

RANK: 16 OF 19

Department of Transportation	Budget Unit: <u>Multimodal Operations</u>
Division: <u>Multimodal Operations</u>	
DI Name: <u>Bus and Bus Facility Transit Grants</u> DI# <u>1605021</u>	HB Section: <u>4.500</u>

4. DESCRIBE THE DETAILED ASSUMPTIONS USED TO DERIVE THE SPECIFIC REQUESTED AMOUNT. (How did you determine that the requested number of FTE were appropriate? From what source or standard did you derive the requested levels of funding? Were alternatives such as outsourcing or automation considered? If based on new legislation, does request tie to TAFP fiscal note? If not, explain why. Detail which portions of the request are one-times and how those amounts were calculated.)

The amount is needed to draw down the fiscal year 2019 discretionary grant funding to purchase additional buses.

5. BREAK DOWN THE REQUEST BY BUDGET OBJECT CLASS, JOB CLASS, AND FUND SOURCE. IDENTIFY ONE-TIME COSTS.

Budget Object Class/Job Class	Dept Req GR DOLLARS	Dept Req GR FTE	Dept Req FED DOLLARS	Dept Req FED FTE	Dept Req OTHER DOLLARS	Dept Req OTHER FTE	Dept Req TOTAL DOLLARS	Dept Req TOTAL FTE	Dept Req One-Time DOLLARS
Total PS	\$0	0.0	\$0	0.0	\$0	0.0	\$0	0.0	\$0
Total EE	\$0		\$0		\$0		\$0		\$0
Program Distributions (800)			\$4,000,000				\$4,000,000		
Total PSD	\$0		\$4,000,000		\$0		\$4,000,000		\$0
Total TRF	\$0		\$0		\$0		\$0		\$0
Grand Total	\$0	0.0	\$4,000,000	0.0	\$0	0.0	\$4,000,000	0.0	\$0

NEW DECISION ITEM

RANK: 16 OF 19

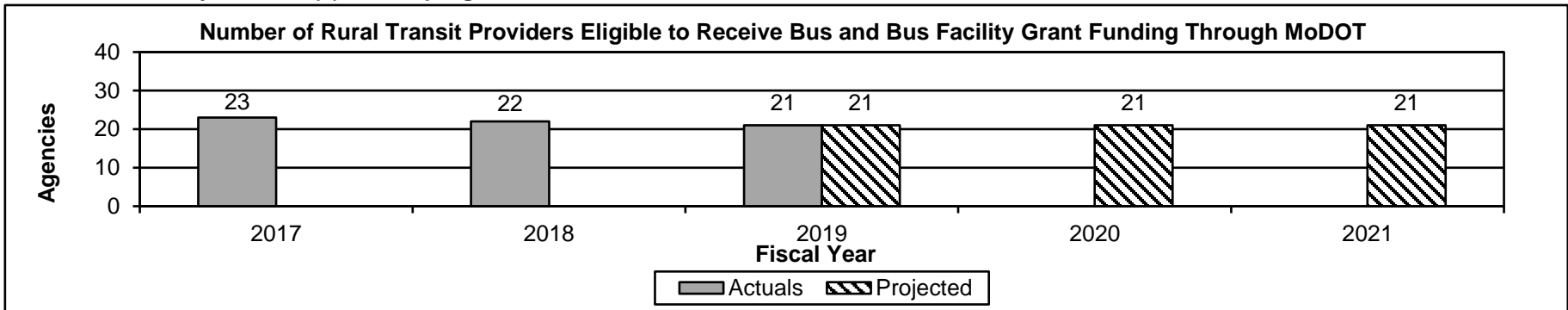
Department of Transportation		Budget Unit: Multimodal Operations							
Division: Multimodal Operations									
DI Name: Bus and Bus Facility Transit Grants		DI# 1605021		HB Section: 4.500					
Budget Object Class/Job Class	Gov Rec GR DOLLARS	Gov Rec GR FTE	Gov Rec FED DOLLARS	Gov Rec FED FTE	Gov Rec OTHER DOLLARS	Gov Rec OTHER FTE	Gov Rec TOTAL DOLLARS	Gov Rec TOTAL FTE	Gov Rec One-Time DOLLARS
Total PS	\$0	0.0	\$0	0.0	\$0	0.0	\$0	0.0	\$0
Total EE	\$0		\$0		\$0		\$0		\$0
Program Distributions (800)			\$4,000,000				\$4,000,000		
Total PSD	\$0		\$4,000,000		\$0		\$4,000,000		\$0
Total TRF	\$0		\$0		\$0		\$0		\$0
Grand Total	\$0	0.0	\$4,000,000	0.0	\$0	0.0	\$4,000,000	0.0	\$0

NEW DECISION ITEM
RANK: 16 OF 19

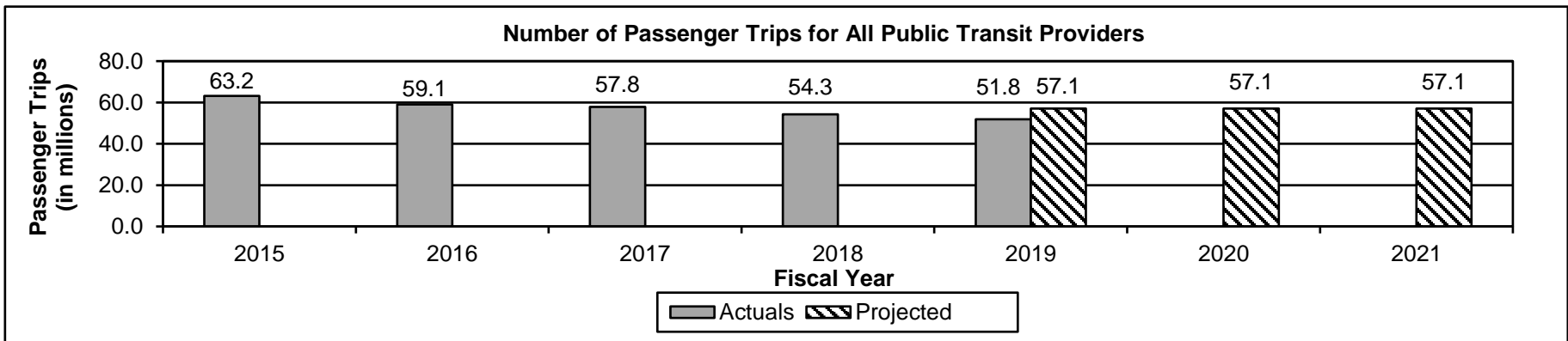
Department of Transportation	Budget Unit: <u>Multimodal Operations</u>
Division: <u>Multimodal Operations</u>	
DI Name: <u>Bus and Bus Facility Transit Grants</u> <u>DI# 1605021</u>	HB Section: <u>4.500</u>

6. PERFORMANCE MEASURES (If new decision item has an associated core, separately identify projected performance with & without additional funding.)

6a. Provide an activity measure(s) for the program.



The 2020 and 2021 projections are based on the number of agencies currently eligible to receive funding.

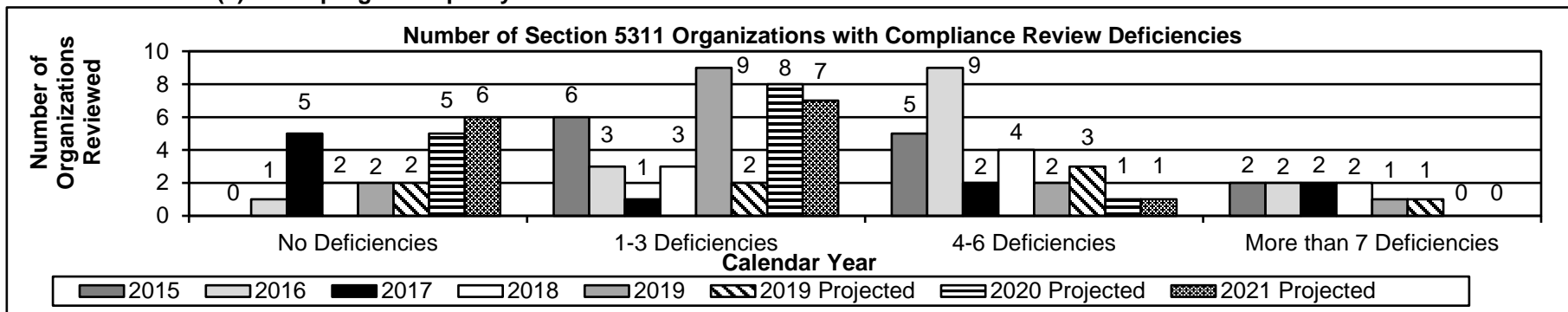


This graph includes transit passenger trips from all transit programs and not just this program. Passenger trips are counted based upon the number of stops. For example: if a person rides a bus to the doctor's office, the grocery store and home, the number of trips would be three. Fiscal year 2019 data is preliminary and is subject to change once all providers report final ridership. In 2019, Amtrak ridership declined significantly due to flooding. As a result, the 2020 and 2021 projections are based on average ridership from 2016 to 2018.

NEW DECISION ITEM
RANK: 16 OF 19

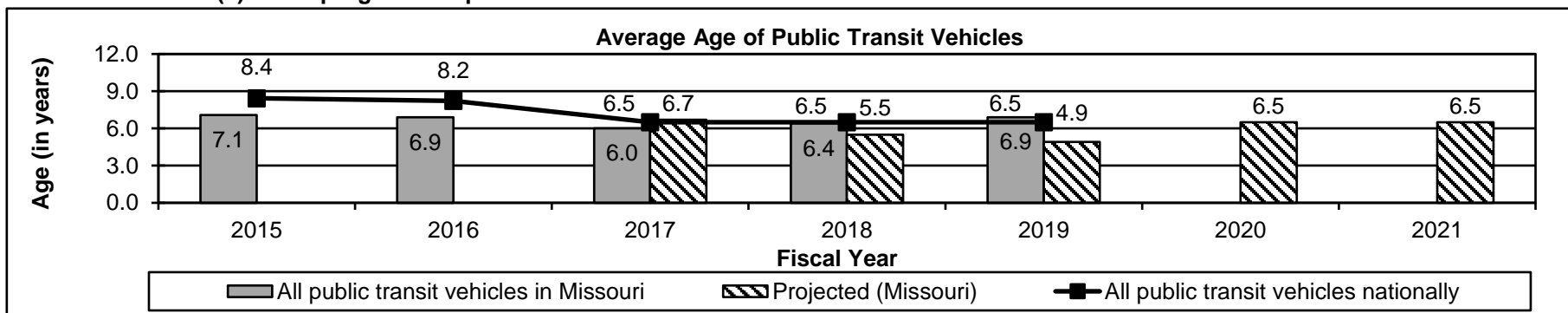
Department of Transportation	Budget Unit: Multimodal Operations
Division: Multimodal Operations	
DI Name: Bus and Bus Facility Transit Grants	DI# 1605021
	HB Section: 4.500

6b. Provide a measure(s) of the program's quality.



A deficiency is a violation of a Federal Transit Administration (FTA) or state requirement, which requires corrective action by a pre-determined date in order to maintain eligibility for transit funding programs. The 2020 and 2021 projections are based off an approximate 10 percent reduction from the prior year of deficiencies in any category greater than no deficiencies.

6c. Provide a measure(s) of the program's impact.



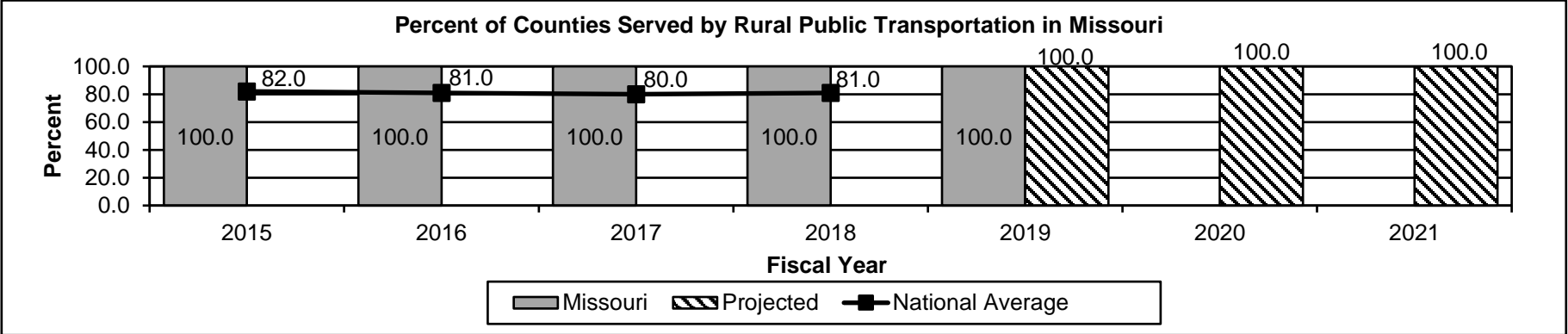
This data is from the National Transit Database administered by the Federal Transit Association. MoDOT's goal is to keep 50 percent or more of active public transit vehicles less than 10 years old. The fiscal year 2020 and 2021 projections are based the 2019 national average.

NEW DECISION ITEM

RANK: 16 OF 19

Department of Transportation	Budget Unit: <u>Multimodal Operations</u>
Division: <u>Multimodal Operations</u>	
DI Name: <u>Bus and Bus Facility Transit Grants</u> DI# <u>1605021</u>	HB Section: <u>4.500</u>

6d. Provide a measure(s) of the program's efficiency.



This graph includes the counties served by rural public transportation providers that participate in all federal and state transit programs administered by MoDOT. Rural public transportation providers are classified as serving a population of less than 50,000.

NEW DECISION ITEM

RANK: 16 **OF** 19

Department of Transportation	Budget Unit: Multimodal Operations
Division: Multimodal Operations	
DI Name: Bus and Bus Facility Transit Grants DI# 1605021	HB Section: 4.500

7. STRATEGIES TO ACHIEVE THE PERFORMANCE MEASUREMENT TARGETS:

Provide sufficient funding to public transit providers to replace, rehabilitate and purchase buses and related equipment to ensure a reliable and convenient transportation system.

DECISION ITEM DETAIL

Budget Unit	FY 2019	FY 2019	FY 2020	FY 2020	FY 2021	FY 2021	FY 2021	FY 2021
Decision Item	ACTUAL	ACTUAL	BUDGET	BUDGET	DEPT REQ	DEPT REQ	GOV REC	GOV REC
Budget Object Class	DOLLAR	FTE	DOLLAR	FTE	DOLLAR	FTE	DOLLAR	FTE
BUS & BUS FACILITY TRNSIT GRNT								
Bus & Bus Facility Grants - 1605021								
PROGRAM DISTRIBUTIONS	0	0.00	0	0.00	4,000,000	0.00	4,000,000	0.00
TOTAL - PD	0	0.00	0	0.00	4,000,000	0.00	4,000,000	0.00
GRAND TOTAL	\$0	0.00	\$0	0.00	\$4,000,000	0.00	\$4,000,000	0.00
GENERAL REVENUE	\$0	0.00	\$0	0.00	\$0	0.00	\$0	0.00
FEDERAL FUNDS	\$0	0.00	\$0	0.00	\$4,000,000	0.00	\$4,000,000	0.00
OTHER FUNDS	\$0	0.00	\$0	0.00	\$0	0.00	\$0	0.00

DECISION ITEM SUMMARY

Budget Unit								
Decision Item	FY 2019	FY 2019	FY 2020	FY 2020	FY 2021	FY 2021	FY 2021	FY 2021
Budget Object Summary	ACTUAL	ACTUAL	BUDGET	BUDGET	DEPT REQ	DEPT REQ	GOV REC	GOV REC
Fund	DOLLAR	FTE	DOLLAR	FTE	DOLLAR	FTE	DOLLAR	FTE
STATE SAFETY OVERSIGHT								
CORE								
PROGRAM-SPECIFIC								
MULTIMODAL OPERATIONS FEDERAL	160,238	0.00	505,962	0.00	505,962	0.00	505,962	0.00
STATE TRANSPORTATION FUND	40,059	0.00	126,491	0.00	126,491	0.00	126,491	0.00
TOTAL - PD	200,297	0.00	632,453	0.00	632,453	0.00	632,453	0.00
TOTAL	200,297	0.00	632,453	0.00	632,453	0.00	632,453	0.00
GRAND TOTAL	\$200,297	0.00	\$632,453	0.00	\$632,453	0.00	\$632,453	0.00

CORE DECISION ITEM

Department of Transportation	Budget Unit: Multimodal Operations
Division: Multimodal Operations	
Core: State Safety Oversight	HB Section: 4.505

1. CORE FINANCIAL SUMMARY

	FY 2021 Budget Request					FY 2021 Governor's Recommendation			
	GR	Federal	Other	Total		GR	Federal	Other	Total
PS	\$0	\$0	\$0	\$0	PS	\$0	\$0	\$0	\$0
EE	\$0	\$0	\$0	\$0	EE	\$0	\$0	\$0	\$0
PSD	\$0	\$505,962	\$126,491	\$632,453	PSD	\$0	\$505,962	\$126,491	\$632,453
TRF	\$0	\$0	\$0	\$0	TRF	\$0	\$0	\$0	\$0
Total	\$0	\$505,962	\$126,491	\$632,453	Total	\$0	\$505,962	\$126,491	\$632,453
FTE	0.00	0.00	0.00	0.00	FTE	0.00	0.00	0.00	0.00
HB 4	\$0	\$0	\$0	\$0	HB 4	\$0	\$0	\$0	\$0
HB 5	\$0	\$0	\$0	\$0	HB 5	\$0	\$0	\$0	\$0
<i>Note: Fringes budgeted in House Bill 5 except for certain fringes budgeted directly to MoDOT, Highway Patrol, and Conservation.</i>					<i>Note: Fringes budgeted in House Bill 5 except for certain fringes budgeted directly to MoDOT, Highway Patrol, and Conservation.</i>				

Other Funds: State Transportation Fund (0675)

Other Funds: State Transportation Fund (0675)

2. CORE DESCRIPTION

This program continues the funding of the State Safety Oversight Program, which involves inspecting light rail transit systems. The federal transportation act, Fixing America's Surface Transportation (FAST), contained federal funding for this program. The program requires a 20 percent state match.

The Governor's Recommendation is the same as the department's request.

3. PROGRAM LISTING (list programs included in this core funding)

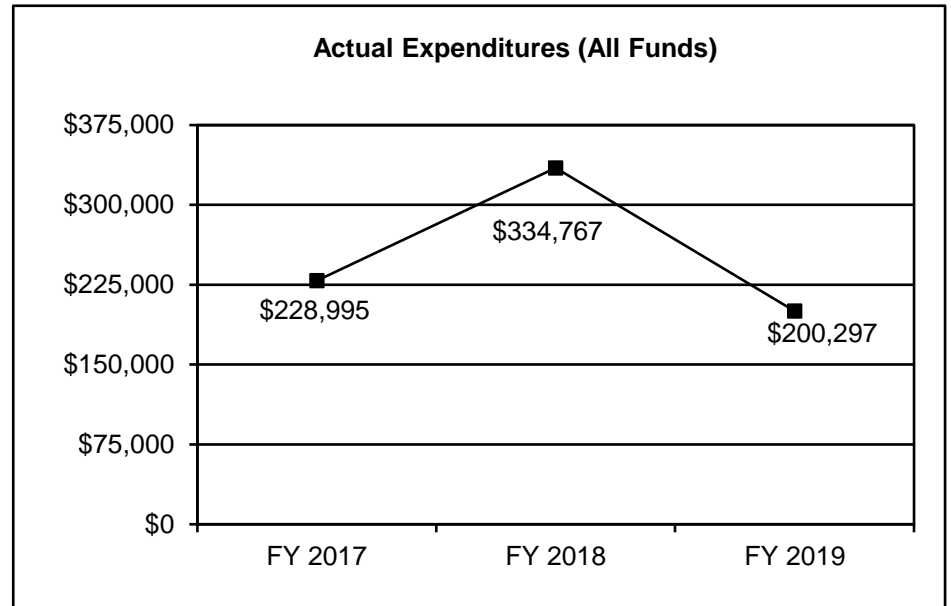
Currently, three operational systems exist in Missouri, the Metrolink in St. Louis, the Kansas City Streetcar and the Delmar Loop Trolley in St. Louis. Each is subject to the safety requirements of the State Safety Oversight program.

CORE DECISION ITEM

Department of Transportation	Budget Unit: <u>Multimodal Operations</u>
Division: Multimodal Operations	
Core: State Safety Oversight	HB Section: <u>4.505</u>

4. FINANCIAL HISTORY

	FY 2017 Actual	FY 2018 Actual	FY 2019 Actual	FY 2020 Current Yr.
Appropriation (All Funds)	\$632,453	\$632,453	\$632,453	\$632,453
Less Reverted (All Funds)	\$0	\$0	\$0	N/A
Less Restricted (All Funds)*	\$0	\$0	\$0	N/A
Budget Authority (All Funds)	\$632,453	\$632,453	\$632,453	N/A
Actual Expenditures (All Funds)	\$228,995	\$334,767	\$200,297	N/A
Unexpended (All Funds)	\$403,458	\$297,686	\$432,156	N/A
Unexpended, by Fund:				
General Revenue	\$0	\$0	\$0	N/A
Federal	\$312,998	\$247,916	\$345,724	N/A
Other	\$90,460	\$49,770	\$86,432	N/A



*Restricted amount is N/A

Reverted includes the statutory three percent reserve amount (when applicable).

Restricted includes any Governor's Expenditure Restrictions which remained at the end of the fiscal year (when applicable).

NOTES:

CORE RECONCILIATION

STATE
STATE SAFETY OVERSIGHT

5. CORE RECONCILIATION

	Budget Class	FTE	GR	Federal	Other	Total	Explanation
TAFP AFTER VETOES							
	PD	0.00	0	505,962	126,491	632,453	
	Total	0.00	0	505,962	126,491	632,453	
DEPARTMENT CORE REQUEST							
	PD	0.00	0	505,962	126,491	632,453	
	Total	0.00	0	505,962	126,491	632,453	
GOVERNOR'S RECOMMENDED CORE							
	PD	0.00	0	505,962	126,491	632,453	
	Total	0.00	0	505,962	126,491	632,453	

DECISION ITEM DETAIL

Budget Unit	FY 2019	FY 2019	FY 2020	FY 2020	FY 2021	FY 2021	FY 2021	FY 2021
Decision Item	ACTUAL	ACTUAL	BUDGET	BUDGET	DEPT REQ	DEPT REQ	GOV REC	GOV REC
Budget Object Class	DOLLAR	FTE	DOLLAR	FTE	DOLLAR	FTE	DOLLAR	FTE
STATE SAFETY OVERSIGHT								
CORE								
PROGRAM DISTRIBUTIONS	200,297	0.00	632,453	0.00	632,453	0.00	632,453	0.00
TOTAL - PD	200,297	0.00	632,453	0.00	632,453	0.00	632,453	0.00
GRAND TOTAL	\$200,297	0.00	\$632,453	0.00	\$632,453	0.00	\$632,453	0.00
GENERAL REVENUE	\$0	0.00	\$0	0.00	\$0	0.00	\$0	0.00
FEDERAL FUNDS	\$160,238	0.00	\$505,962	0.00	\$505,962	0.00	\$505,962	0.00
OTHER FUNDS	\$40,059	0.00	\$126,491	0.00	\$126,491	0.00	\$126,491	0.00

PROGRAM DESCRIPTION

Department of Transportation

HB Section(s): 4.505

Program Name: State Safety Oversight

Program is found in the following core budget(s): State Safety Oversight

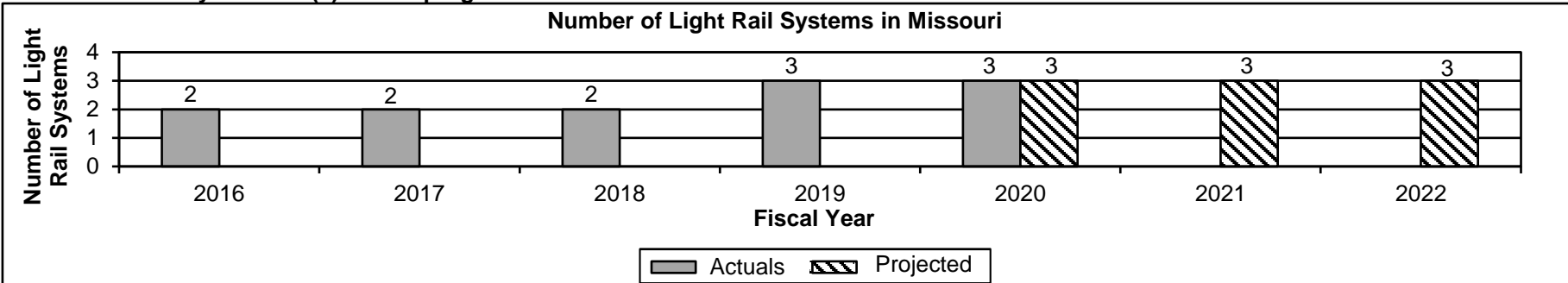
1a. What strategic priority does this program address?

Safety - keep citizens and employees safe

1b. What does this program do?

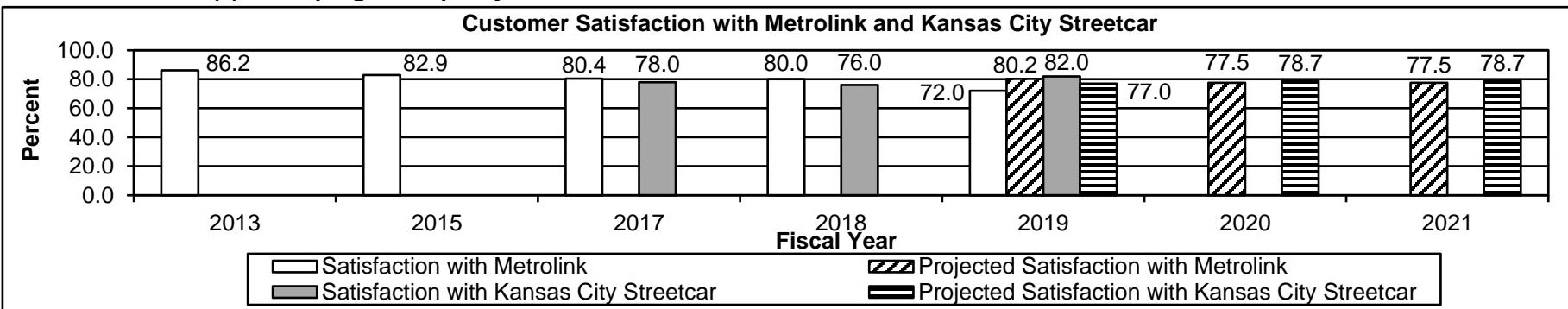
This program continues funding for the State Safety Oversight Program, which involves inspecting light rail transit systems. The federal transportation act, Fixing America's Surface Transportation (FAST), contained federal funding for this program. The program requires a 20 percent state match.

2a. Provide an activity measure(s) for the program.



There are three light rail systems currently operating in Missouri. Each is subject to the safety requirements of the State Safety Oversight program. The 2021 and 2022 projections are based upon the number of light rail systems in operation in 2020.

2b. Provide a measure(s) of the program's quality.



Kansas City Streetcar has only been open since May of 2016 therefore information on customer satisfaction is unavailable for 2013 and 2015. The 2020 and 2021 projections are based on the average of the last three years of actuals.

PROGRAM DESCRIPTION

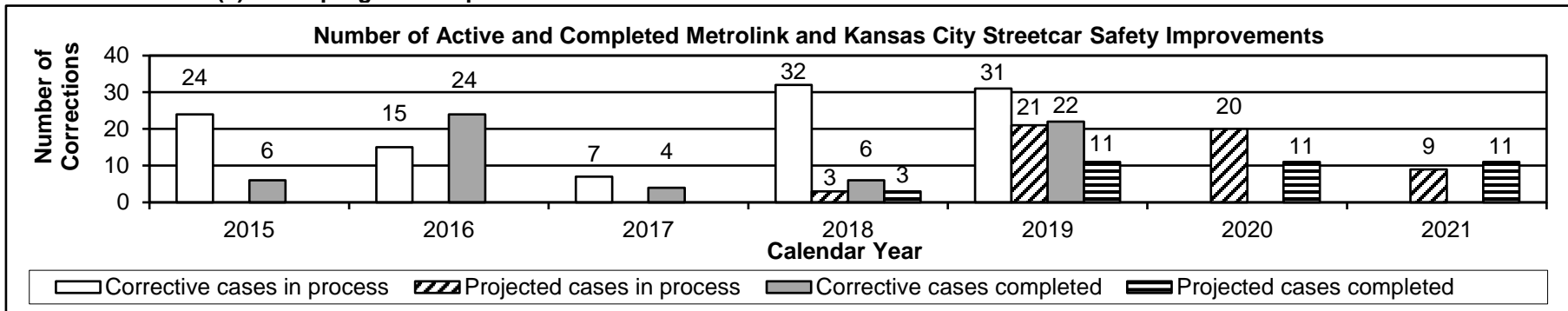
Department of Transportation

HB Section(s): 4.505

Program Name: State Safety Oversight


Program is found in the following core budget(s): State Safety Oversight

2c. Provide a measure(s) of the program's impact.



There are three light rail systems currently operating in Missouri. Since it is the first year of operation for the Delmar Loop Trolley it is being regulated differently than Metrolink and Kansas City Streetcar and therefore is not included in this measure. Many corrective cases are opened as a result of a compliance review. Compliance reviews were conducted in 2015 and 2018 and are conducted every three years. The high number of corrective cases opened in 2018 is due to the more stringent federal regulations on both operating systems. The 2020 and 2021 projections for cases completed are based on the average number of cases completed for the past three years of actuals. The 2020 projection for cases in process is based off of 2019 corrective cases in process minus the projected number of corrective cases completed for 2020. The 2021 projected cases in process is based off of the 2020 projection for cases in process minus the projected number of corrective cases completed for 2021.

2d. Provide a measure(s) of the program's efficiency.



There were no corrective action plans (CPAs) opened in calendar year 2017. The 2020 projection is a 10 percent reduction of the days to close CAPs in 2019. The 2021 projection is a 10 percent reduction of the 2020 projection.

PROGRAM DESCRIPTION

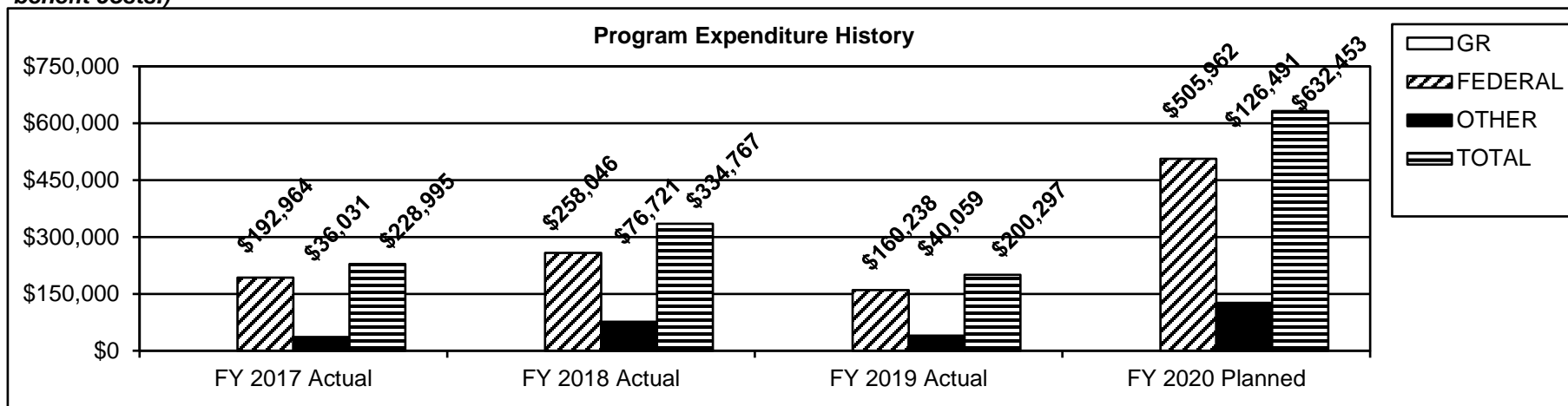
Department of Transportation

HB Section(s): 4.505

Program Name: State Safety Oversight

Program is found in the following core budget(s): State Safety Oversight

3. Provide actual expenditures for the prior three fiscal years and planned expenditures for the current fiscal year. (Note: Amounts do not include fringe benefit costs.)



4. What are the sources of the "Other " funds?

State Transportation Fund (0675)

5. What is the authorization for this program, i.e., federal or state statute, etc.? (Include the federal program number, if applicable.)

49 U.S.C. 5329

6. Are there federal matching requirements? If yes, please explain.

Yes, this program requires a 20 percent state match.

7. Is this a federally mandated program? If yes, please explain.

No

DECISION ITEM SUMMARY

Budget Unit									
Decision Item	FY 2019	FY 2019	FY 2020	FY 2020	FY 2021	FY 2021	FY 2021	FY 2021	FY 2021
Budget Object Summary	ACTUAL	ACTUAL	BUDGET	BUDGET	DEPT REQ	DEPT REQ	GOV REC	GOV REC	GOV REC
Fund	DOLLAR	FTE	DOLLAR	FTE	DOLLAR	FTE	DOLLAR	FTE	FTE
STATE MATCH FOR AMTRAK									
CORE									
PROGRAM-SPECIFIC									
GENERAL REVENUE	9,100,000	0.00	9,100,000	0.00	9,100,000	0.00	9,100,000	0.00	0.00
TOTAL - PD	9,100,000	0.00	9,100,000	0.00	9,100,000	0.00	9,100,000	0.00	0.00
TOTAL	9,100,000	0.00	9,100,000	0.00	9,100,000	0.00	9,100,000	0.00	0.00
Amtrak State Match Expansion - 1605018									
PROGRAM-SPECIFIC									
GENERAL REVENUE	0	0.00	0	0.00	12,200,000	0.00	0	0.00	0.00
TOTAL - PD	0	0.00	0	0.00	12,200,000	0.00	0	0.00	0.00
TOTAL	0	0.00	0	0.00	12,200,000	0.00	0	0.00	0.00
GRAND TOTAL	\$9,100,000	0.00	\$9,100,000	0.00	\$21,300,000	0.00	\$9,100,000	0.00	0.00

CORE DECISION ITEM

Department of Transportation	Budget Unit: Multimodal Operations
Division: Multimodal Operations	HB Section: 4.510
Core: State Match for Amtrak	

1. CORE FINANCIAL SUMMARY

	FY 2021 Budget Request					FY 2021 Governor's Recommendation			
	GR	Federal	Other	Total		GR	Federal	Other	Total
PS	\$0	\$0	\$0	\$0	PS	\$0	\$0	\$0	\$0
EE	\$0	\$0	\$0	\$0	EE	\$0	\$0	\$0	\$0
PSD	\$9,100,000	\$0	\$0	\$9,100,000	PSD	\$9,100,000	\$0	\$0	\$9,100,000
TRF	\$0	\$0	\$0	\$0	TRF	\$0	\$0	\$0	\$0
Total	\$9,100,000	\$0	\$0	\$9,100,000	Total	\$9,100,000	\$0	\$0	\$9,100,000
FTE	0.00	0.00	0.00	0.00	FTE	0.00	0.00	0.00	0.00
HB 4	\$0	\$0	\$0	\$0	HB 4	\$0	\$0	\$0	\$0
HB 5	\$0	\$0	\$0	\$0	HB 5	\$0	\$0	\$0	\$0
<i>Note: Fringes budgeted in House Bill 5 except for certain fringes budgeted directly to MoDOT, Highway Patrol, and Conservation.</i>					<i>Note: Fringes budgeted in House Bill 5 except for certain fringes budgeted directly to MoDOT, Highway Patrol, and Conservation.</i>				

Other Funds:

Other Funds:

2. CORE DESCRIPTION

This program provides state assistance for twice daily passenger rail service between St. Louis and Kansas City, with stops in Kirkwood, Washington, Hermann, Jefferson City, Sedalia, Warrensburg, Lee's Summit and Independence. The continuation of passenger rail service is important as Missouri continues to provide alternative transportation options to travelers. The Missouri River Runner ridership was approximately 156,000 in state fiscal year 2019. This is a program funded from General Revenue (GR) and not the State Road Fund.

The Governor's Recommendation is the same as the department's request.

3. PROGRAM LISTING (list programs included in this core funding)

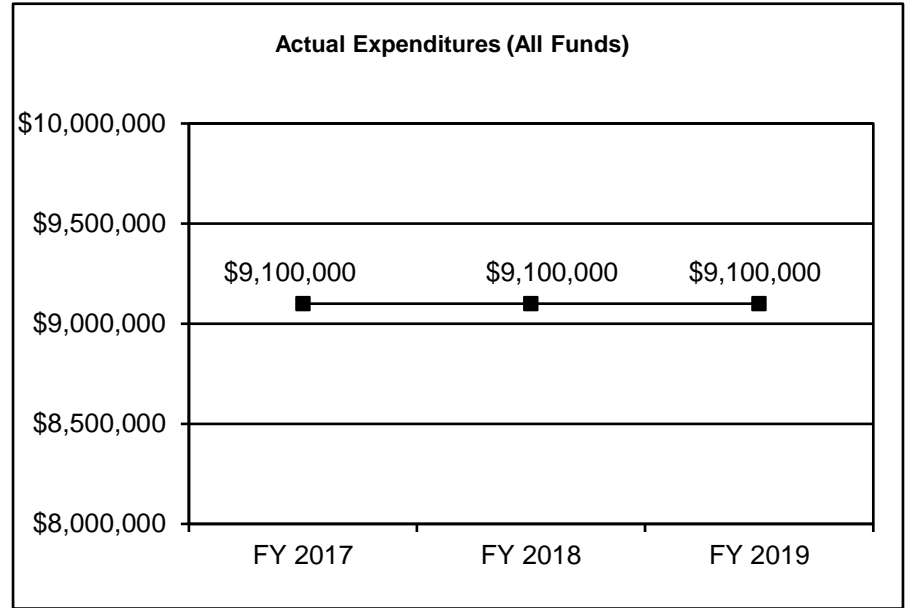
The projected cost for fiscal year 2021 passenger rail service is \$21.3 million. This amount includes an increase of \$12.2 million, which is needed to cover \$6.5 million in arrears as of the end of fiscal year 2019, \$250,000 of estimated interest charges, \$2.6 million and \$2.9 million for the shortage between the estimated contract amount and the core appropriation for fiscal years 2020 and 2021, respectively. Intercity passenger rail service helps economic development of the communities and the state it serves.

CORE DECISION ITEM

Department of Transportation	Budget Unit: <u>Multimodal Operations</u>
Division: Multimodal Operations	
Core: State Match for Amtrak	HB Section: <u>4.510</u>

4. FINANCIAL HISTORY

	FY 2017 Actual	FY 2018 Actual	FY 2019 Actual	FY 2020 Current Yr.
Appropriation (All Funds)	\$9,600,000	\$9,100,000	\$9,100,000	\$9,100,000
Less Reverted (All Funds)	\$0	\$0	\$0	N/A
Less Restricted (All Funds)*	(\$500,000)	\$0	\$0	N/A
Budget Authority (All Funds)	\$9,100,000	\$9,100,000	\$9,100,000	N/A
Actual Expenditures (All Funds)	\$9,100,000	\$9,100,000	\$9,100,000	N/A
Unexpended (All Funds)	\$0	\$0	\$0	N/A
Unexpended, by Fund:				
General Revenue	\$0	\$0	\$0	N/A
Federal	\$0	\$0	\$0	N/A
Other	\$0	\$0	\$0	N/A



*Restricted amount is as of 7/1/19

Reverted includes the statutory three percent reserve amount (when applicable).

Restricted includes any Governor's Expenditure Restrictions which remained at the end of the fiscal year (when applicable).

NOTES:

CORE RECONCILIATION

STATE
STATE MATCH FOR AMTRAK

5. CORE RECONCILIATION

	Budget Class	FTE	GR	Federal	Other	Total	Explanation
TAFP AFTER VETOES							
	PD	0.00	9,100,000	0	0	9,100,000	
	Total	0.00	9,100,000	0	0	9,100,000	
DEPARTMENT CORE REQUEST							
	PD	0.00	9,100,000	0	0	9,100,000	
	Total	0.00	9,100,000	0	0	9,100,000	
GOVERNOR'S RECOMMENDED CORE							
	PD	0.00	9,100,000	0	0	9,100,000	
	Total	0.00	9,100,000	0	0	9,100,000	

DECISION ITEM DETAIL

Budget Unit	FY 2019	FY 2019	FY 2020	FY 2020	FY 2021	FY 2021	FY 2021	FY 2021
Decision Item	ACTUAL	ACTUAL	BUDGET	BUDGET	DEPT REQ	DEPT REQ	GOV REC	GOV REC
Budget Object Class	DOLLAR	FTE	DOLLAR	FTE	DOLLAR	FTE	DOLLAR	FTE
STATE MATCH FOR AMTRAK								
CORE								
PROGRAM DISTRIBUTIONS	9,100,000	0.00	9,100,000	0.00	9,100,000	0.00	9,100,000	0.00
TOTAL - PD	9,100,000	0.00	9,100,000	0.00	9,100,000	0.00	9,100,000	0.00
GRAND TOTAL	\$9,100,000	0.00	\$9,100,000	0.00	\$9,100,000	0.00	\$9,100,000	0.00
GENERAL REVENUE	\$9,100,000	0.00	\$9,100,000	0.00	\$9,100,000	0.00	\$9,100,000	0.00
FEDERAL FUNDS	\$0	0.00	\$0	0.00	\$0	0.00	\$0	0.00
OTHER FUNDS	\$0	0.00	\$0	0.00	\$0	0.00	\$0	0.00

PROGRAM DESCRIPTION

Department of Transportation

HB Section(s): 4.510

Program Name: **State Match for Amtrak**

Program is found in the following core budget(s): **State Match for Amtrak**

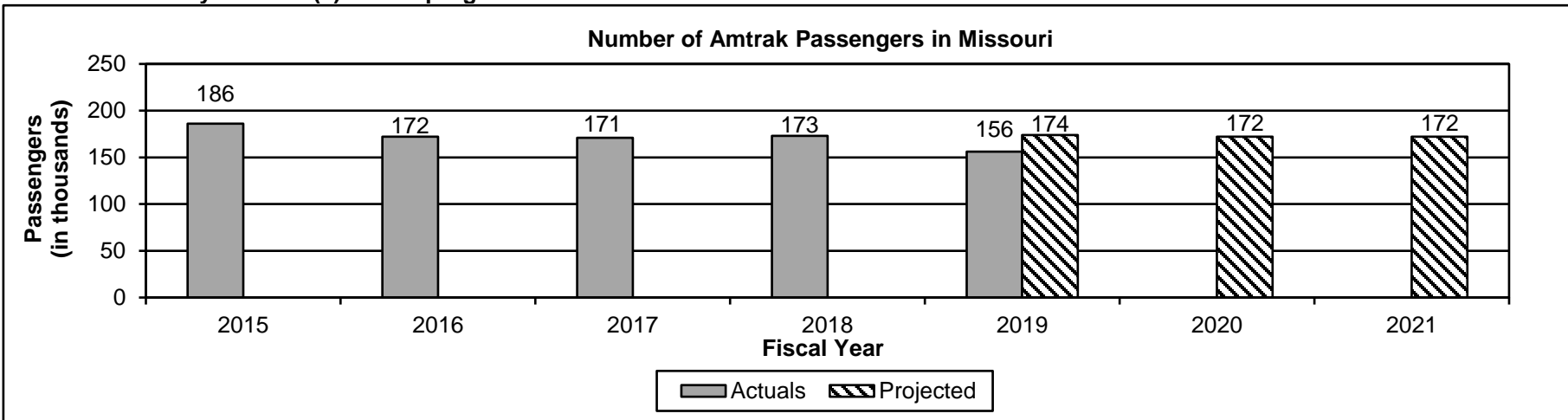
1a. What strategic priority does this program address?

Service - deliver transportation solutions of great value and use resources wisely

1b. What does this program do?

This program provides state assistance for twice daily passenger rail service between St. Louis and Kansas City, with stops in Kirkwood, Washington, Hermann, Jefferson City, Sedalia, Warrensburg, Lee's Summit and Independence. The continuation of passenger rail service is important as Missouri continues to provide alternative transportation options to travelers. The Missouri River Runner ridership was approximately 156,000 in state fiscal year 2019. This is a program funded from General Revenue (GR) and not the State Road Fund.

2a. Provide an activity measure(s) for the program.



In 2019, Amtrak ridership declined significantly due to flooding. As a result, the 2020 and 2021 projections are based on average ridership from 2016 to 2018.

PROGRAM DESCRIPTION

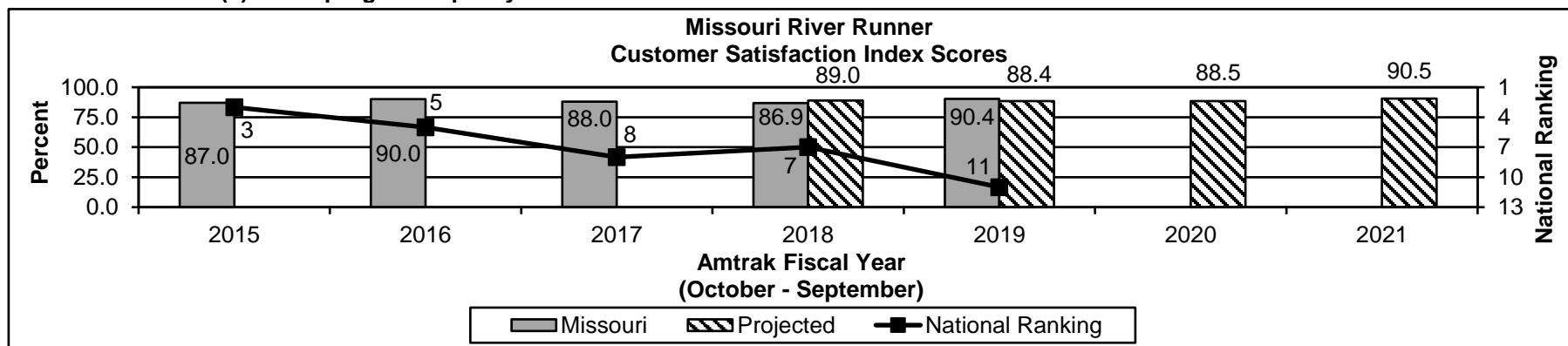
Department of Transportation

HB Section(s): 4.510

Program Name: State Match for Amtrak

Program is found in the following core budget(s): State Match for Amtrak

2b. Provide a measure(s) of the program's quality.



Annually, Amtrak ranks its 46 routes nationwide in customer satisfaction by criteria including safety, ride quality, train cleanliness, train crew helpfulness, food, price and on-time performance. The Missouri River Runner was ranked seventh best among nationwide routes in these categories in 2018. The 2020 projection is the five year average of customer satisfaction with the Missouri River Runner. The 2021 projection was established by projecting a two percent improvement from the five year average of customer satisfaction with the Missouri River Runner.

2c. Provide a measure(s) of the program's impact.

Amtrak Per Rider Subsidy from State Support

State Fiscal Year	Ridership	State Cost	Per Rider Cost	Amtrak Contract	Per Rider Cost if the Entire Contract Was Paid
2015	185,591	\$8,900,000	\$48	\$7,521,375	\$41
2016	172,032	\$9,600,000	\$56	\$9,523,005	\$55
2017	170,892	\$9,100,000	\$53	\$10,618,315	\$62
2018	172,555	\$9,100,000	\$53	\$11,049,407	\$64
2019	156,071	\$9,100,000	\$58	\$11,250,000	\$72
2019 Projected	174,000	\$9,100,000	\$52	\$11,000,000	\$63
2020 Projected	172,000	\$9,100,000	\$53	\$11,650,000	\$68
2021 Projected	172,000	\$21,300,000	\$124	\$12,000,000	\$70

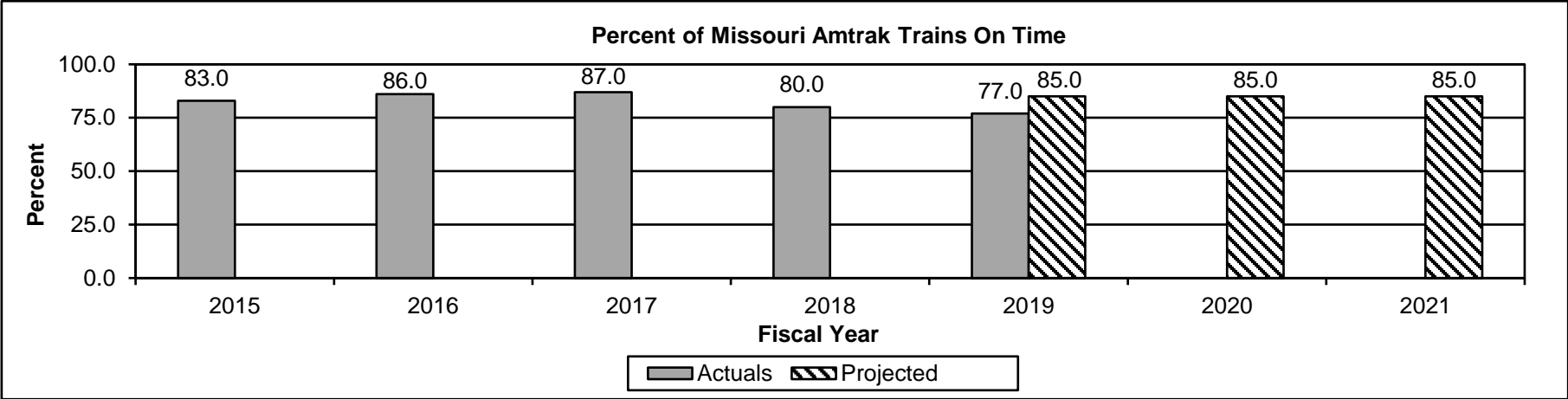
The state subsidy would be larger if the full cost of the contract had been included. For example, in 2019, the Amtrak contract amount was \$11.2 million which would result in a \$72 per rider cost compared to the cost of \$58. In 2019, Amtrak ridership declined significantly due to flooding. As a result, the 2020 and 2021 projections are based on average ridership from 2016 to 2018.

PROGRAM DESCRIPTION

Department of Transportation
 Program Name: State Match for Amtrak
 Program is found in the following core budget(s): State Match for Amtrak

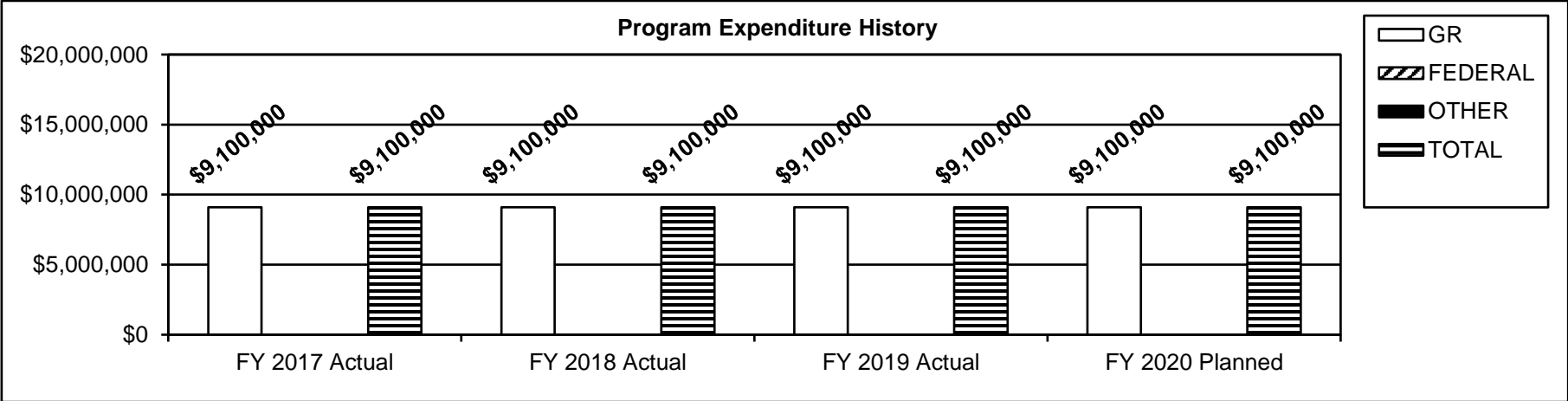
HB Section(s): 4.510

2d. Provide a measure(s) of the program's efficiency.



The 2020 and 2021 projections are based on the State of Missouri's contract with Amtrak which states 85 percent of trains are required to be on time. The 2019 on-time performance declined due to flooding.

3. Provide actual expenditures for the prior three fiscal years and planned expenditures for the current fiscal year. (Note: Amounts do not include fringe benefit costs.)



PROGRAM DESCRIPTION**Department of Transportation****HB Section(s): 4.510****Program Name: State Match for Amtrak****Program is found in the following core budget(s): State Match for Amtrak****4. What are the sources of the "Other " funds?**

N/A

5. What is the authorization for this program, i.e., federal or state statute, etc.? (Include the federal program number, if applicable.)

Article IV, Section 30(c), MO Constitution, 33.543, RSMo.

6. Are there federal matching requirements? If yes, please explain.

No

7. Is this a federally mandated program? If yes, please explain.

No

This page left blank intentionally.

NEW DECISION ITEM
RANK: 14 OF 19

Department of Transportation	Budget Unit: Multimodal Operations
Division: Multimodal Operations	
DI Name: State Match for Amtrak Expansion DI# 1605018	HB Section: 4.510

1. AMOUNT OF REQUEST

	FY 2021 Budget Request			
	GR	Federal	Other	Total
PS	\$0	\$0	\$0	\$0
EE	\$0	\$0	\$0	\$0
PSD	\$12,200,000	\$0	\$0	\$12,200,000
TRF	\$0	\$0	\$0	\$0
Total	\$12,200,000	\$0	\$0	\$12,200,000
FTE	0.00	0.00	0.00	0.00

	FY 2021 Governor's Recommendation			
	GR	Federal	Other	Total
PS	\$0	\$0	\$0	\$0
EE	\$0	\$0	\$0	\$0
PSD	\$0	\$0	\$0	\$0
TRF	\$0	\$0	\$0	\$0
Total	\$0	\$0	\$0	\$0
FTE	0.00	0.00	0.00	0.00

HB 4	\$0	\$0	\$0	\$0
HB 5	\$0	\$0	\$0	\$0

HB 4	\$0	\$0	\$0	\$0
HB 5	\$0	\$0	\$0	\$0

Note: Fringes budgeted in House Bill 5 except for certain fringes budgeted directly to MoDOT, Highway Patrol, and Conservation.

Note: Fringes budgeted in House Bill 5 except for certain fringes budgeted directly to MoDOT, Highway Patrol, and Conservation.

Other Funds:

Other Funds:

2. THIS REQUEST CAN BE CATEGORIZED AS:

<input type="checkbox"/> New Legislation	<input type="checkbox"/> New Program	<input type="checkbox"/> Fund Switch
<input type="checkbox"/> Federal Mandate	<input checked="" type="checkbox"/> Program Expansion	<input type="checkbox"/> Cost to Continue
<input type="checkbox"/> GR Pick-Up	<input type="checkbox"/> Space Request	<input type="checkbox"/> Equipment Replacement
<input type="checkbox"/> Pay Plan	<input type="checkbox"/> Other: _____	

3. WHY IS THIS FUNDING NEEDED? PROVIDE AN EXPLANATION FOR ITEMS CHECKED IN #2. INCLUDE THE FEDERAL OR STATE STATUTORY OR CONSTITUTIONAL AUTHORIZATION FOR THIS PROGRAM.

This program provides state assistance from General Revenue (GR) for twice daily passenger rail service between St. Louis and Kansas City, with stops in Kirkwood, Washington, Hermann, Jefferson City, Sedalia, Warrensburg, Lee's Summit and Independence. The continuation of passenger rail service is important as MoDOT continues to provide alternative transportation options to travelers. The Missouri River Runner ridership was approximately 156,000 in state fiscal year 2019. This request is needed to cover \$6.5 million in arrears as of the end of fiscal year 2019, \$250,000 of estimated interest charges, \$2.6 million and \$2.9 million from the shortage between the estimated contract amount and the core appropriation for fiscal years 2020 and 2021, respectively. Missouri has not been current with payments to Amtrak since 2010. Amtrak has sent an invoice for interest on the amount in arrears.

The Governor's Recommendation did not include funding for this item.

NEW DECISION ITEM

RANK: 14 OF 19

Department of Transportation		Budget Unit: Multimodal Operations	
Division: Multimodal Operations			
DI Name: State Match for Amtrak Expansion	DI# 1605018	HB Section: 4.510	

4. DESCRIBE THE DETAILED ASSUMPTIONS USED TO DERIVE THE SPECIFIC REQUESTED AMOUNT. (How did you determine that the requested number of FTE were appropriate? From what source or standard did you derive the requested levels of funding? Were alternatives such as outsourcing or automation considered? If based on new legislation, does request tie to TAFP fiscal note? If not, explain why. Detail which portions of the request are one-times and how those amounts were calculated.)

This request is needed to cover \$6.5 million in arrears as of the end of fiscal year 2019, \$250,000 of estimated interest charges, \$2.6 million and \$2.9 million from the shortage between the estimated contract amount and the core appropriation for fiscal years 2020 and 2021, respectively.

5. BREAK DOWN THE REQUEST BY BUDGET OBJECT CLASS, JOB CLASS, AND FUND SOURCE. IDENTIFY ONE-TIME COSTS.

Budget Object Class/Job Class	Dept Req GR DOLLARS	Dept Req GR FTE	Dept Req FED DOLLARS	Dept Req FED FTE	Dept Req OTHER DOLLARS	Dept Req OTHER FTE	Dept Req TOTAL DOLLARS	Dept Req TOTAL FTE	Dept Req One-Time DOLLARS
Total PS	\$0	0.0	\$0	0.0	\$0	0.0	\$0	0.0	\$0
Total EE	\$0		\$0		\$0		\$0		\$0
Program Distributions (800)	\$12,200,000		\$0		\$0		\$12,200,000		\$0
Total PSD	\$12,200,000		\$0		\$0		\$12,200,000		\$0
Total TRF	\$0		\$0		\$0		\$0		\$0
Grand Total	\$12,200,000	0.0	\$0	0.0	\$0	0.0	\$12,200,000	0.0	\$0

NEW DECISION ITEM

RANK: 14 OF 19

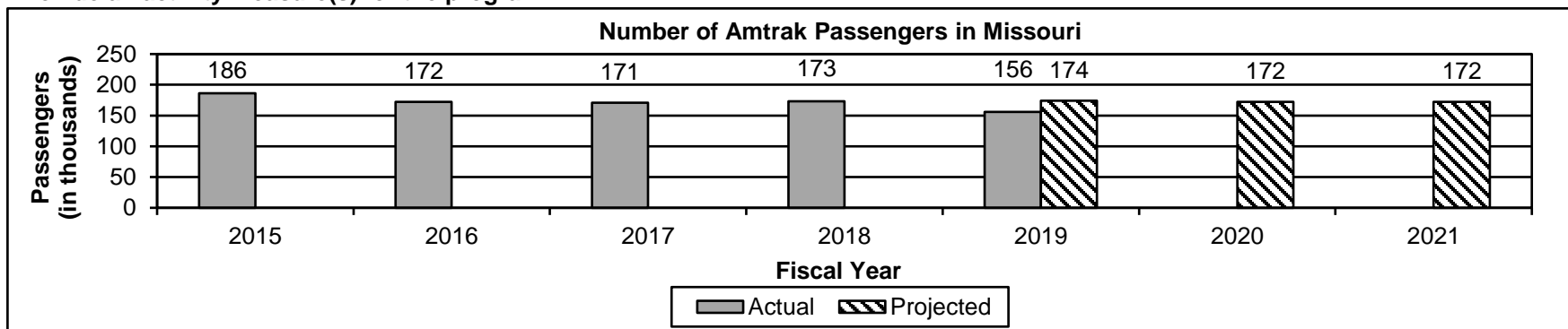
Department of Transportation		Budget Unit: <u>Multimodal Operations</u>								
Division: <u>Multimodal Operations</u>										
DI Name: <u>State Match for Amtrak Expansion</u>		DI# <u>1605018</u>		HB Section: <u>4.510</u>						
Budget Object Class/Job Class	Gov Rec GR DOLLARS	Gov Rec GR FTE	Gov Rec FED DOLLARS	Gov Rec FED FTE	Gov Rec OTHER DOLLARS	Gov Rec OTHER FTE	Gov Rec TOTAL DOLLARS	Gov Rec TOTAL FTE	Gov Rec One-Time DOLLARS	
Total PS	\$0	0.0	\$0	0.0	\$0	0.0	\$0	0.0	\$0	
Total EE	\$0		\$0		\$0		\$0		\$0	
Program Distributions (800)	\$0		\$0		\$0		\$0		\$0	
Total PSD	\$0		\$0		\$0		\$0		\$0	
Total TRF	\$0		\$0		\$0		\$0		\$0	
Grand Total	\$0	0.0	\$0	0.0	\$0	0.0	\$0	0.0	\$0	

NEW DECISION ITEM
 RANK: 14 OF 19

Department of Transportation	Budget Unit: <u>Multimodal Operations</u>
Division: <u>Multimodal Operations</u>	
DI Name: <u>State Match for Amtrak Expansion</u> DI# <u>1605018</u>	HB Section: <u>4.510</u>

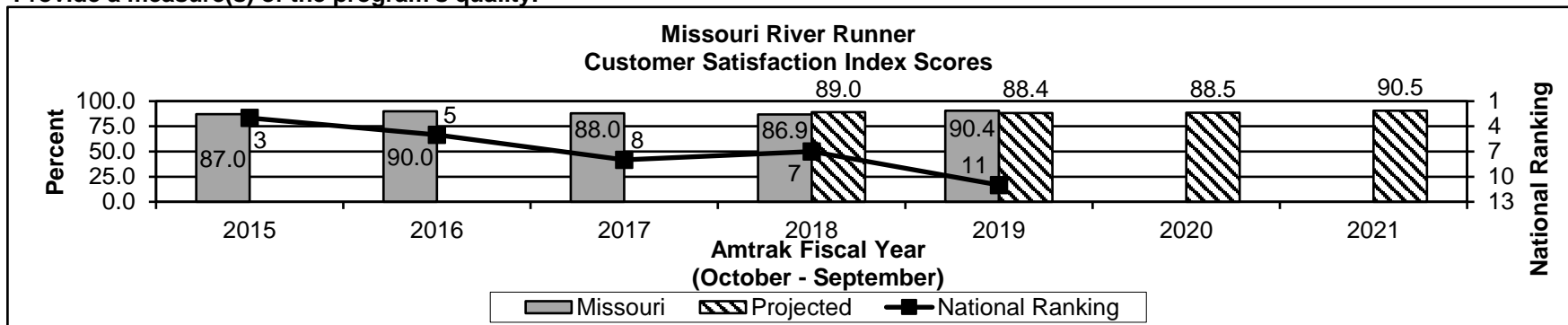
6. PERFORMANCE MEASURES (If new decision item has an associated core, separately identify projected performance with & without additional funding.)

6a. Provide an activity measure(s) for the program.



In 2019, Amtrak ridership declined significantly due to flooding. As a result, the 2020 and 2021 projections are based on average ridership from 2016 to 2018.

6b. Provide a measure(s) of the program's quality.



Annually, Amtrak ranks its 46 routes nationwide in customer satisfaction by criteria including safety, ride quality, train cleanliness, train crew helpfulness, food, price and on-time performance. The Missouri River Runner was ranked seventh best among nationwide routes in these categories in 2018. The 2020 projection is the five year average of customer satisfaction with the Missouri River Runner. The 2021 projection was established by projecting a two percent improvement from the five year average of customer satisfaction with the Missouri River Runner.

NEW DECISION ITEM

RANK: 14 OF 19

Department of Transportation		Budget Unit: <u>Multimodal Operations</u>	
Division: <u>Multimodal Operations</u>			
DI Name: <u>State Match for Amtrak Expansion</u>	DI# <u>1605018</u>	HB Section: <u>4.510</u>	

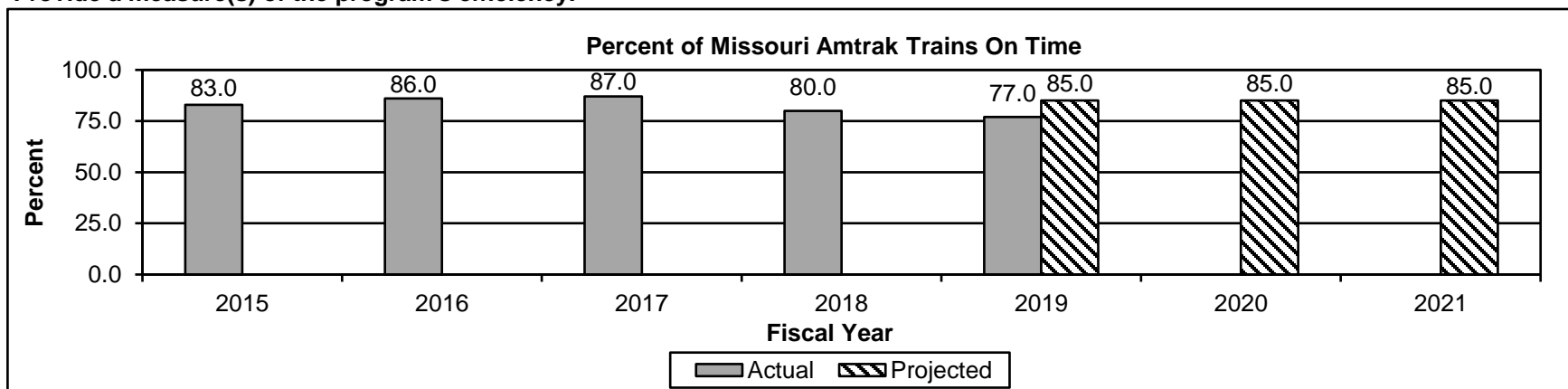
6c. Provide a measure(s) of the program's impact.

Amtrak Per Rider Subsidy from State Support

State Fiscal Year	Ridership	State Cost	Per Rider Cost	Amtrak Contract	Per Rider Cost if the Entire Contract Was Paid
2015	185,591	\$8,900,000	\$48	\$7,521,375	\$41
2016	172,032	\$9,600,000	\$56	\$9,523,005	\$55
2017	170,892	\$9,100,000	\$53	\$10,618,315	\$62
2018	172,555	\$9,100,000	\$53	\$11,049,407	\$64
2019	156,071	\$9,100,000	\$58	\$11,250,000	\$72
2019 Projected	174,000	\$9,100,000	\$52	\$11,000,000	\$63
2020 Projected	172,000	\$9,100,000	\$53	\$11,650,000	\$68
2021 Projected	172,000	\$21,300,000	\$124	\$12,000,000	\$70

The state subsidy would be larger if the full cost of the contract had been included. For example, in 2019, the Amtrak contract amount was \$11.2 million which would result in a \$72 per rider cost compared to the cost of \$58. In 2019, Amtrak ridership declined significantly due to flooding. As a result, the 2020 and 2021 projections are based on average ridership from 2016 to 2018.

6d. Provide a measure(s) of the program's efficiency.



The 2020 and 2021 projections are based on the State of Missouri's contract with Amtrak which states 85 percent of trains are required to be on time. The 2019 on-time performance declined due to flooding.

NEW DECISION ITEM

RANK: 14 **OF** 19

Department of Transportation	Budget Unit: <u>Multimodal Operations</u>
Division: Multimodal Operations	
DI Name: State Match for Amtrak Expansion DI# 1605018	HB Section: <u>4.510</u>

7. STRATEGIES TO ACHIEVE THE PERFORMANCE MEASUREMENT TARGETS:

Fulfill our contractual obligations to Amtrak in order to provide the passenger rail service to Missouri citizens.

DECISION ITEM DETAIL

Budget Unit	FY 2019	FY 2019	FY 2020	FY 2020	FY 2021	FY 2021	FY 2021	FY 2021
Decision Item	ACTUAL	ACTUAL	BUDGET	BUDGET	DEPT REQ	DEPT REQ	GOV REC	GOV REC
Budget Object Class	DOLLAR	FTE	DOLLAR	FTE	DOLLAR	FTE	DOLLAR	FTE
STATE MATCH FOR AMTRAK								
Amtrak State Match Expansion - 1605018								
PROGRAM DISTRIBUTIONS	0	0.00	0	0.00	12,200,000	0.00	0	0.00
TOTAL - PD	0	0.00	0	0.00	12,200,000	0.00	0	0.00
GRAND TOTAL	\$0	0.00	\$0	0.00	\$12,200,000	0.00	\$0	0.00
GENERAL REVENUE	\$0	0.00	\$0	0.00	\$12,200,000	0.00		0.00
FEDERAL FUNDS	\$0	0.00	\$0	0.00	\$0	0.00		0.00
OTHER FUNDS	\$0	0.00	\$0	0.00	\$0	0.00		0.00

This page left blank intentionally.

DECISION ITEM SUMMARY

Budget Unit								
Decision Item	FY 2019	FY 2019	FY 2020	FY 2020	FY 2021	FY 2021	FY 2021	FY 2021
Budget Object Summary	ACTUAL	ACTUAL	BUDGET	BUDGET	DEPT REQ	DEPT REQ	GOV REC	GOV REC
Fund	DOLLAR	FTE	DOLLAR	FTE	DOLLAR	FTE	DOLLAR	FTE
AMTRAK ADVERTISING & STATION								
CORE								
EXPENSE & EQUIPMENT								
STATE TRANSPORTATION FUND	25,000	0.00	25,000	0.00	25,000	0.00	25,000	0.00
TOTAL - EE	25,000	0.00	25,000	0.00	25,000	0.00	25,000	0.00
TOTAL	25,000	0.00	25,000	0.00	25,000	0.00	25,000	0.00
GRAND TOTAL	\$25,000	0.00	\$25,000	0.00	\$25,000	0.00	\$25,000	0.00

CORE DECISION ITEM

Department of Transportation	Budget Unit: Multimodal Operations
Division: Multimodal Operations	
Core: Amtrak Advertising and Station Improvements	HB Section: 4.515

1. CORE FINANCIAL SUMMARY

	FY 2021 Budget Request				FY 2021 Governor's Recommendation				
	GR	Federal	Other	Total	GR	Federal	Other	Total	
PS	\$0	\$0	\$0	\$0	PS	\$0	\$0	\$0	
EE	\$0	\$0	\$25,000	\$25,000	EE	\$0	\$0	\$25,000	
PSD	\$0	\$0	\$0	\$0	PSD	\$0	\$0	\$0	
TRF	\$0	\$0	\$0	\$0	TRF	\$0	\$0	\$0	
Total	\$0	\$0	\$25,000	\$25,000	Total	\$0	\$0	\$25,000	
FTE	0.00	0.00	0.00	0.00	FTE	0.00	0.00	0.00	
HB 4	\$0	\$0	\$0	\$0	HB 4	\$0	\$0	\$0	
HB 5	\$0	\$0	\$0	\$0	HB 5	\$0	\$0	\$0	
<i>Note: Fringes budgeted in House Bill 5 except for certain fringes budgeted directly to MoDOT, Highway Patrol, and Conservation.</i>					<i>Note: Fringes budgeted in House Bill 5 except for certain fringes budgeted directly to MoDOT, Highway Patrol, and Conservation.</i>				
Other Funds: State Transportation Fund (0675)					Other Funds: State Transportation Fund (0675)				

2. CORE DESCRIPTION

This program is used to provide a small reimbursement to cities, local community organizations and non-profit organizations which maintain passenger rail stations for the cost to perform maintenance, repairs, operational and safety improvements and other projects at Missouri passenger rail stations. Improving and rehabilitating passenger rail stations is important for passenger safety and convenience as well as promoting passenger rail service. Beyond the obvious need to help communities make normal infrastructure repairs to Amtrak stations, this program also aids communities in recovering costs for projects which enhance security, provide a clean environment and enhance the overall customer experience. Providing citizens with great customer service and welcoming and safe stations is critical in maintaining and increasing the number of passengers using the service.

The Governor's Recommendation is the same as the department's request.

3. PROGRAM LISTING (list programs included in this core funding)

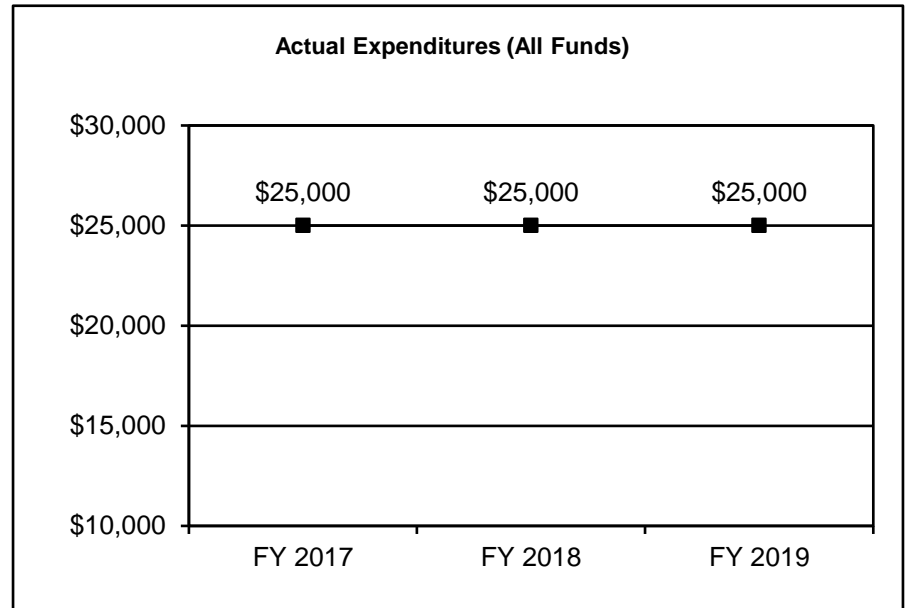
This program is used for all 13 passenger rail stations in Missouri. These stations are Arcadia, Kansas City, Independence, Lee's Summit, Warrensburg, Sedalia, La Plata, Jefferson City, Hermann, Washington, Poplar Bluff, Kirkwood and St. Louis. At the beginning of each fiscal year, MoDOT initially offers an equal amount of funding for each community to request for these repairs and improvements. MoDOT reviews the appropriation authority balance semi-annually. If certain communities only use a portion of available funding or did not request funding at all, then other communities may request additional funds. Communities must submit project proposals to MoDOT for review and approval. Once a project is approved, the requesting entity must submit invoices and paid receipts for reimbursement as work is completed.

CORE DECISION ITEM

Department of Transportation	Budget Unit: Multimodal Operations
Division: Multimodal Operations	
Core: Amtrak Advertising and Station Improvements	HB Section: 4.515

4. FINANCIAL HISTORY

	FY 2017 Actual	FY 2018 Actual	FY 2019 Actual	FY 2020 Current Yr.
Appropriation (All Funds)	\$25,000	\$25,000	\$25,000	\$25,000
Less Reverted (All Funds)	\$0	\$0	\$0	N/A
Less Restricted (All Funds)*	\$0	\$0	\$0	N/A
Budget Authority (All Funds)	\$25,000	\$25,000	\$25,000	N/A
Actual Expenditures (All Funds)	\$25,000	\$25,000	\$25,000	N/A
Unexpended (All Funds)	\$0	\$0	\$0	N/A
Unexpended, by Fund:				
General Revenue	\$0	\$0	\$0	N/A
Federal	\$0	\$0	\$0	N/A
Other	\$0	\$0	\$0	N/A



*Restricted amount is N/A

Reverted includes the statutory three percent reserve amount (when applicable).

Restricted includes any Governor's Expenditure Restrictions which remained at the end of the fiscal year (when applicable).

NOTES:

CORE RECONCILIATION

STATE
AMTRAK ADVERTISING & STATION

5. CORE RECONCILIATION

	Budget Class	FTE	GR	Federal	Other	Total	Explanation
TAFP AFTER VETOES	EE	0.00	0	0	25,000	25,000	
	Total	0.00	0	0	25,000	25,000	
DEPARTMENT CORE REQUEST	EE	0.00	0	0	25,000	25,000	
	Total	0.00	0	0	25,000	25,000	
GOVERNOR'S RECOMMENDED CORE	EE	0.00	0	0	25,000	25,000	
	Total	0.00	0	0	25,000	25,000	

DECISION ITEM DETAIL

Budget Unit	FY 2019	FY 2019	FY 2020	FY 2020	FY 2021	FY 2021	FY 2021	FY 2021
Decision Item	ACTUAL	ACTUAL	BUDGET	BUDGET	DEPT REQ	DEPT REQ	GOV REC	GOV REC
Budget Object Class	DOLLAR	FTE	DOLLAR	FTE	DOLLAR	FTE	DOLLAR	FTE
AMTRAK ADVERTISING & STATION								
CORE								
SUPPLIES	0	0.00	200	0.00	200	0.00	200	0.00
PROPERTY & IMPROVEMENTS	0	0.00	18,000	0.00	18,000	0.00	18,000	0.00
MISCELLANEOUS EXPENSES	25,000	0.00	6,800	0.00	6,800	0.00	6,800	0.00
TOTAL - EE	25,000	0.00	25,000	0.00	25,000	0.00	25,000	0.00
GRAND TOTAL	\$25,000	0.00	\$25,000	0.00	\$25,000	0.00	\$25,000	0.00
GENERAL REVENUE	\$0	0.00	\$0	0.00	\$0	0.00	\$0	0.00
FEDERAL FUNDS	\$0	0.00	\$0	0.00	\$0	0.00	\$0	0.00
OTHER FUNDS	\$25,000	0.00	\$25,000	0.00	\$25,000	0.00	\$25,000	0.00

PROGRAM DESCRIPTION

Department of Transportation

HB Section(s): 4.515

Program Name: Amtrak Advertising and Station Improvements

Program is found in the following core budget(s): Passenger Rail Station Improvements

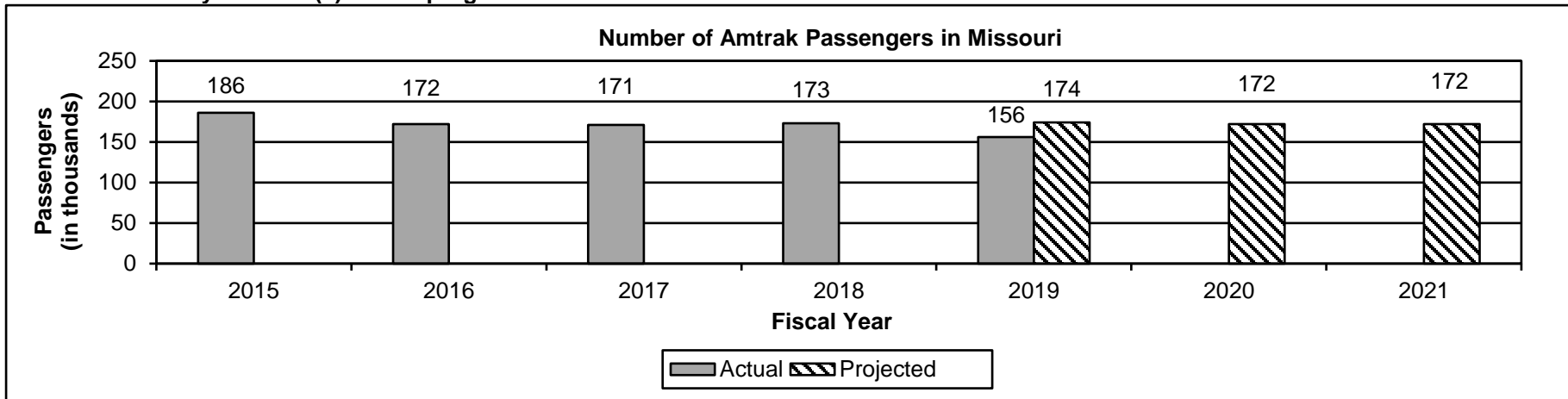
1a. What strategic priority does this program address?

Safety - keep citizens and employees safe
 Service - deliver transportation solutions of great value and use resources wisely

1b. What does this program do?

This program was established to partially reimburse cities, local community organizations and non-profit organizations which maintain passenger rail stations for the cost to perform maintenance, repairs, operational and safety improvements and other projects at Missouri passenger rail stations. Improving and rehabilitating passenger rail stations is important for passenger safety and convenience as well as promoting passenger rail service. Beyond the obvious need to help communities make normal infrastructure repairs to Amtrak stations, this program also aids communities in recovering costs for projects which enhance security, provide a clean environment and enhance the overall customer experience. Providing citizens with great customer service and welcoming and safe stations is critical in maintaining and increasing the number of passengers using the service.

2a. Provide an activity measure(s) for the program.



In 2019, Amtrak ridership declined significantly due to flooding. As a result, the 2020 and 2021 projections are based on average ridership from 2016 to 2018.

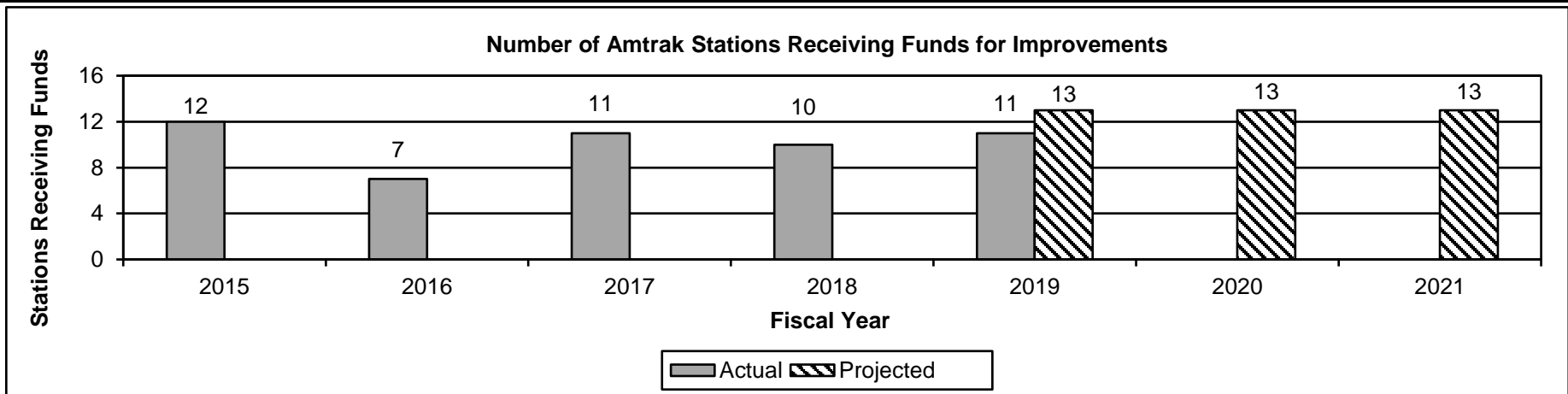
PROGRAM DESCRIPTION

Department of Transportation

HB Section(s): 4.515

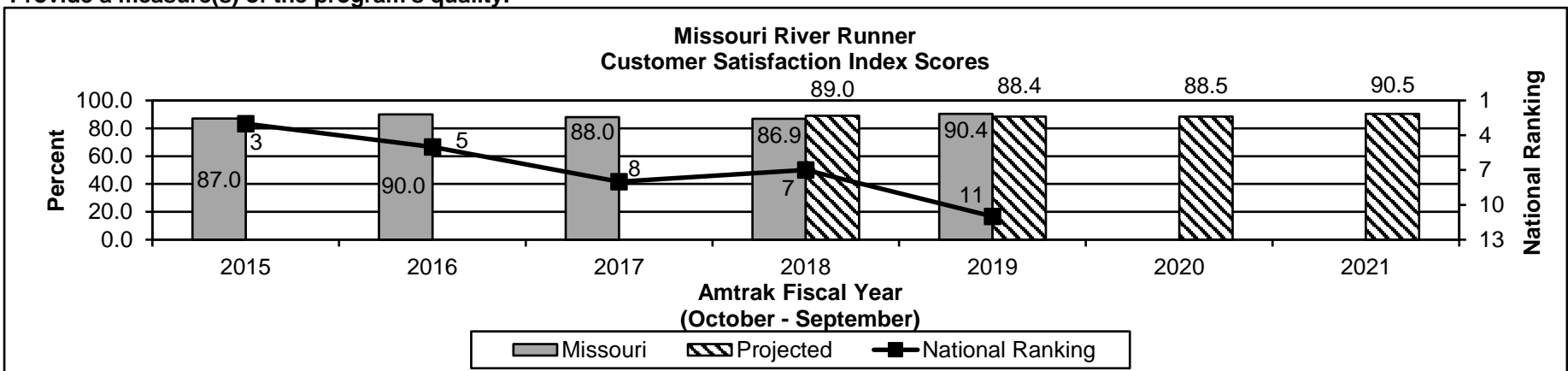
Program Name: Amtrak Advertising and Station Improvements

Program is found in the following core budget(s): Passenger Rail Station Improvements



There are currently 13 Amtrak stations in Missouri. The projections for 2020 and 2021 are based off of all 13 stations receiving funds for improvements.

2b. Provide a measure(s) of the program's quality.



Annually, Amtrak ranks its 46 routes nationwide in customer satisfaction by criteria including safety, ride quality, train cleanliness, train crew helpfulness, food, price and on-time performance. The Missouri River Runner was ranked seventh best among nationwide routes in these categories in 2018. The 2020 projection is the five year average of customer satisfaction with the Missouri River Runner. The 2021 projection was established by projecting a two percent improvement from the five year average of customer satisfaction with the Missouri River Runner.

PROGRAM DESCRIPTION

Department of Transportation

HB Section(s): 4.515

Program Name: Amtrak Advertising and Station Improvements

Program is found in the following core budget(s): Passenger Rail Station Improvements

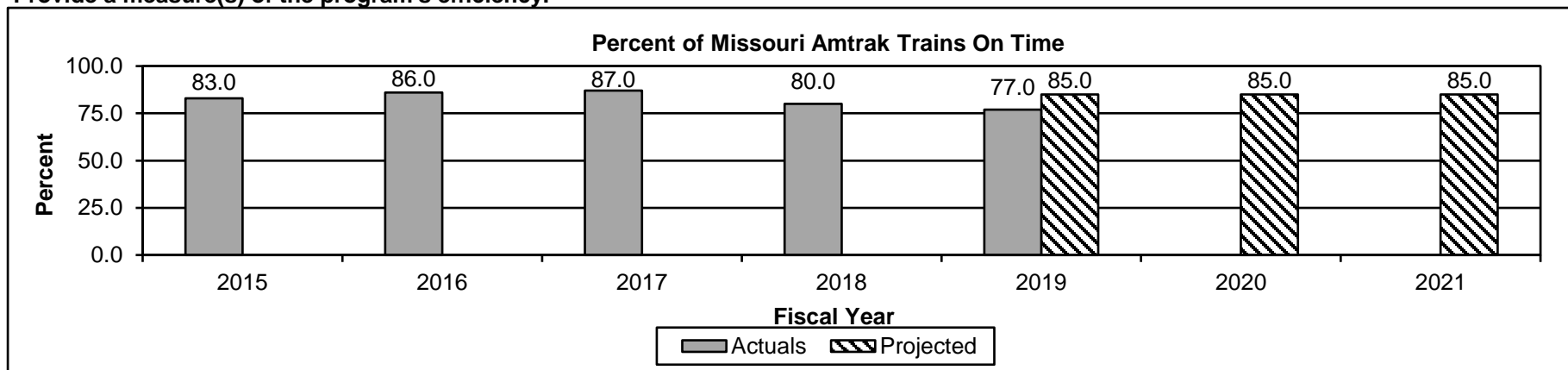
2c. Provide a measure(s) of the program's impact.

Amtrak Per Rider Subsidy from State Support

State Fiscal Year	Ridership	State Cost	Per Rider Cost	Amtrak Contract	Per Rider Cost if the Entire Contract Was Paid
2015	185,591	\$8,900,000	\$48	\$7,521,375	\$41
2016	172,032	\$9,600,000	\$56	\$9,523,005	\$55
2017	170,892	\$9,100,000	\$53	\$10,618,315	\$62
2018	172,555	\$9,100,000	\$53	\$11,049,407	\$64
2019	156,071	\$9,100,000	\$58	\$11,250,000	\$72
2019 Projected	174,000	\$9,100,000	\$52	\$11,000,000	\$63
2020 Projected	172,000	\$9,100,000	\$53	\$11,650,000	\$68
2021 Projected	172,000	\$21,300,000	\$124	\$12,000,000	\$70

The state subsidy would be larger if the full cost of the contract had been included. For example, in 2019, the Amtrak contract amount was \$11.2 million which would result in a \$72 per rider cost compared to the cost of \$58. In 2019, Amtrak ridership declined significantly due to flooding. As a result, the 2020 and 2021 projections are based on average ridership from 2016 to 2018.

2d. Provide a measure(s) of the program's efficiency.



The 2020 and 2021 projections are based on the State of Missouri's contract with Amtrak which states 85 percent of trains are required to be on time. The 2019 on-time performance declined due to flooding.

PROGRAM DESCRIPTION

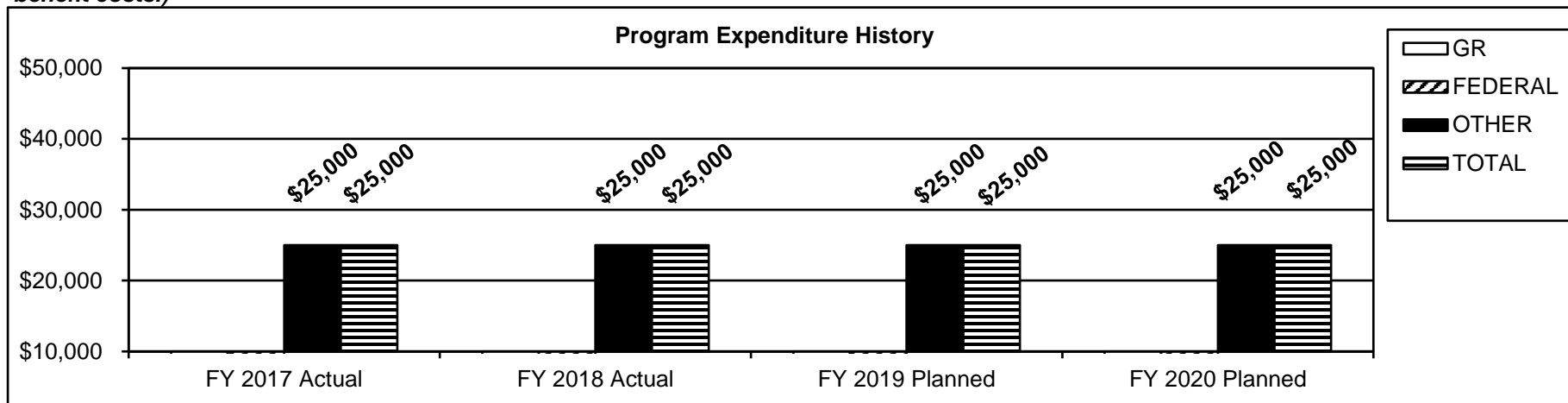
Department of Transportation

HB Section(s): 4.515

Program Name: Amtrak Advertising and Station Improvements

Program is found in the following core budget(s): Passenger Rail Station Improvements

3. Provide actual expenditures for the prior three fiscal years and planned expenditures for the current fiscal year. (Note: Amounts do not include fringe benefit costs.)



4. What are the sources of the "Other " funds?

State Transportation Fund (0675)

5. What is the authorization for this program, i.e., federal or state statute, etc.? (Include the federal program number, if applicable.)

Article IV, Section 30(c), MO Constitution and 226.225, RSMo.

6. Are there federal matching requirements? If yes, please explain.

No

7. Is this a federally mandated program? If yes, please explain.

No

This page left blank intentionally.

DECISION ITEM SUMMARY

Budget Unit								
Decision Item	FY 2019	FY 2019	FY 2020	FY 2020	FY 2021	FY 2021	FY 2021	FY 2021
Budget Object Summary	ACTUAL	ACTUAL	BUDGET	BUDGET	DEPT REQ	DEPT REQ	GOV REC	GOV REC
Fund	DOLLAR	FTE	DOLLAR	FTE	DOLLAR	FTE	DOLLAR	FTE
RR GRADE CROSSING HAZARDS								
CORE								
EXPENSE & EQUIPMENT								
GRADE CROSSING SAFETY ACCOUNT	0	0.00	65,000	0.00	65,000	0.00	65,000	0.00
TOTAL - EE	0	0.00	65,000	0.00	65,000	0.00	65,000	0.00
PROGRAM-SPECIFIC								
GRADE CROSSING SAFETY ACCOUNT	864,524	0.00	2,935,000	0.00	2,935,000	0.00	2,935,000	0.00
TOTAL - PD	864,524	0.00	2,935,000	0.00	2,935,000	0.00	2,935,000	0.00
TOTAL	864,524	0.00	3,000,000	0.00	3,000,000	0.00	3,000,000	0.00
GRAND TOTAL	\$864,524	0.00	\$3,000,000	0.00	\$3,000,000	0.00	\$3,000,000	0.00

CORE DECISION ITEM

Department of Transportation	Budget Unit: <u>Multimodal Operations</u>
Division: Multimodal Operations	
Core: RR Grade Crossing Hazards	HB Section: <u>4.520</u>

1. CORE FINANCIAL SUMMARY

	FY 2021 Budget Request					FY 2021 Governor's Recommendation			
	GR	Federal	Other	Total		GR	Federal	Other	Total
PS	\$0	\$0	\$0	\$0	PS	\$0	\$0	\$0	\$0
EE	\$0	\$0	\$65,000	\$65,000	EE	\$0	\$0	\$65,000	\$65,000
PSD	\$0	\$0	\$2,935,000	\$2,935,000	PSD	\$0	\$0	\$2,935,000	\$2,935,000
TRF	\$0	\$0	\$0	\$0	TRF	\$0	\$0	\$0	\$0
Total	\$0	\$0	\$3,000,000	\$3,000,000	Total	\$0	\$0	\$3,000,000	\$3,000,000
FTE	0.00	0.00	0.00	0.00	FTE	0.00	0.00	0.00	0.00

HB 4	\$0	\$0	\$0	\$0
HB 5	\$0	\$0	\$0	\$0

Note: Fringes budgeted in House Bill 5 except for certain fringes budgeted directly to MoDOT, Highway Patrol, and Conservation.

HB 4	\$0	\$0	\$0	\$0
HB 5	\$0	\$0	\$0	\$0

Note: Fringes budgeted in House Bill 5 except for certain fringes budgeted directly to MoDOT, Highway Patrol, and Conservation.

Other Funds: Grade Crossing Safety Account (0290)

Other Funds: Grade Crossing Safety Account (0290)

2. CORE DESCRIPTION

This appropriation is used to fund railroad grade crossing improvement projects that improve rail safety in Missouri. In accordance with Article IV, Section 30(c), MO Constitution and Chapter 389, RSMo, the owner of a motor vehicle pays a fee of 25 cents when the person registers or renews the registration of a motor vehicle. These funds are deposited into the Grade Crossing Safety Account. Over 3,100 public at grade highway/railroad crossings exist in the state, including 1,480 passive crossings. The cost to provide new lights and gates at any single crossing is approximately \$300,000. The revenue generated from this fund is approximately \$1.5 million annually. The funding is used in conjunction with \$6.0 million of federal highway funds available annually for highway and rail crossing safety projects. The total amount of state and federal funding is approximately \$7.5 million annually. MoDOT works with local communities to determine priorities and obtain as many crossing consolidations as possible. Crossing consolidations are important because closed crossings are the safest for Missouri citizens.

The Governor's Recommendation is the same as the department's request.

3. PROGRAM LISTING (list programs included in this core funding)

Annual funding allows for approximately 25 projects to be completed.

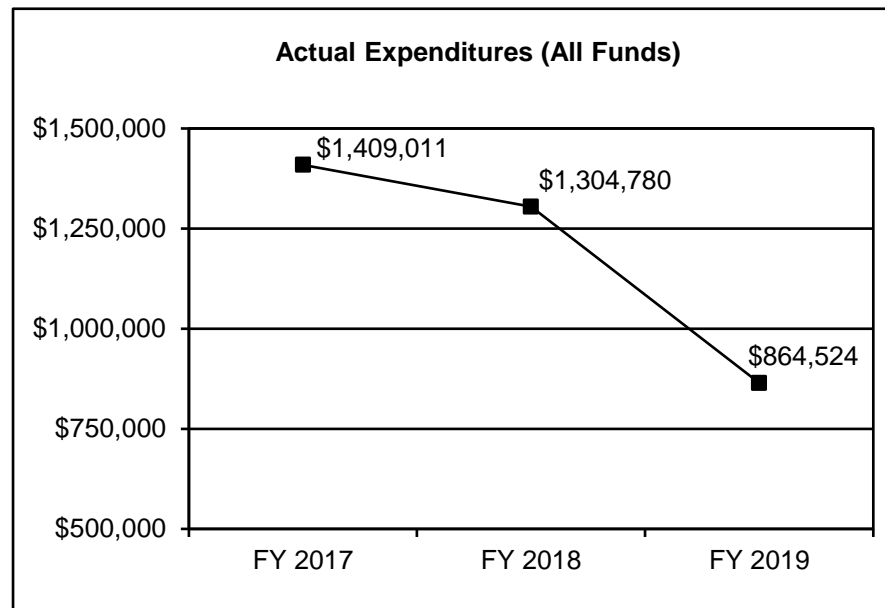
CORE DECISION ITEM

Department of Transportation	Budget Unit: <u>Multimodal Operations</u>
Division: Multimodal Operations	
Core: RR Grade Crossing Hazards	HB Section: <u>4.520</u>

4. FINANCIAL HISTORY

	FY 2017 Actual	FY 2018 Actual	FY 2019 Actual	FY 2020 Current Yr.
Appropriation (All Funds)	\$4,350,000	\$3,000,000	\$3,000,000	\$3,000,000
Less Reverted (All Funds)	\$0	\$0	\$0	N/A
Less Restricted (All Funds)*	(\$350,000)	\$0	\$0	N/A
Budget Authority (All Funds)	\$4,000,000	\$3,000,000	\$3,000,000	N/A
Actual Expenditures (All Funds)	\$1,409,011	\$1,304,780	\$864,524	N/A
Unexpended (All Funds)	\$2,590,989	\$1,695,220	\$2,135,476	N/A
Unexpended, by Fund:				
General Revenue	\$0	\$0	\$0	N/A
Federal	\$0	\$0	\$0	N/A
Other	\$2,590,989	\$1,695,220	\$2,135,476	N/A
	(1), (2), (3)	(1), (4)	(1), (5)	

*Restricted amount is as of 7/1/19



Reverted includes the statutory three percent reserve amount (when applicable).

Restricted includes any Governor's Expenditure Restrictions which remained at the end of the fiscal year (when applicable).

NOTES:

(1) Multi-year projects may pay out in multiple fiscal years.

(2) General Revenue funds were restricted in fiscal year 2017 for a grade crossing project in Greene County.

(3) In addition to actual expenditures in fiscal year 2017, the unexpended balance of the appropriation includes \$433,900 of committed budget authority in the form of purchase orders for projects that started in fiscal year 2017, but would not pay out until fiscal year 2018.

(4) In addition to actual expenditures in fiscal year 2018, the unexpended balance of the appropriation includes \$549,690 of committed budget authority in the form of purchase orders for projects that started in fiscal year 2018, but would not pay out until fiscal year 2019.

(5) In addition to actual expenditures in fiscal year 2019, the unexpended balance of the appropriation includes \$1,242,854 of committed budget authority in the form of purchase orders for projects that started in fiscal year 2019, but would not pay out until fiscal year 2020.

CORE RECONCILIATION

STATE
RR GRADE CROSSING HAZARDS

5. CORE RECONCILIATION

	Budget Class	FTE	GR	Federal	Other	Total	Explanation
TAFP AFTER VETOES							
	EE	0.00	0	0	65,000	65,000	
	PD	0.00	0	0	2,935,000	2,935,000	
	Total	0.00	0	0	3,000,000	3,000,000	
DEPARTMENT CORE REQUEST							
	EE	0.00	0	0	65,000	65,000	
	PD	0.00	0	0	2,935,000	2,935,000	
	Total	0.00	0	0	3,000,000	3,000,000	
GOVERNOR'S RECOMMENDED CORE							
	EE	0.00	0	0	65,000	65,000	
	PD	0.00	0	0	2,935,000	2,935,000	
	Total	0.00	0	0	3,000,000	3,000,000	

DECISION ITEM DETAIL

Budget Unit	FY 2019	FY 2019	FY 2020	FY 2020	FY 2021	FY 2021	FY 2021	FY 2021
Decision Item	ACTUAL	ACTUAL	BUDGET	BUDGET	DEPT REQ	DEPT REQ	GOV REC	GOV REC
Budget Object Class	DOLLAR	FTE	DOLLAR	FTE	DOLLAR	FTE	DOLLAR	FTE
RR GRADE CROSSING HAZARDS								
CORE								
PROFESSIONAL SERVICES	0	0.00	25,000	0.00	25,000	0.00	25,000	0.00
PROPERTY & IMPROVEMENTS	0	0.00	40,000	0.00	40,000	0.00	40,000	0.00
TOTAL - EE	0	0.00	65,000	0.00	65,000	0.00	65,000	0.00
PROGRAM DISTRIBUTIONS	864,524	0.00	2,935,000	0.00	2,935,000	0.00	2,935,000	0.00
TOTAL - PD	864,524	0.00	2,935,000	0.00	2,935,000	0.00	2,935,000	0.00
GRAND TOTAL	\$864,524	0.00	\$3,000,000	0.00	\$3,000,000	0.00	\$3,000,000	0.00
GENERAL REVENUE	\$0	0.00	\$0	0.00	\$0	0.00	\$0	0.00
FEDERAL FUNDS	\$0	0.00	\$0	0.00	\$0	0.00	\$0	0.00
OTHER FUNDS	\$864,524	0.00	\$3,000,000	0.00	\$3,000,000	0.00	\$3,000,000	0.00

PROGRAM DESCRIPTION

Department of Transportation

HB Section(s): 4.520

Program Name: RR Grade Crossing Hazards

Program is found in the following core budget(s): RR Grade Crossing Hazards

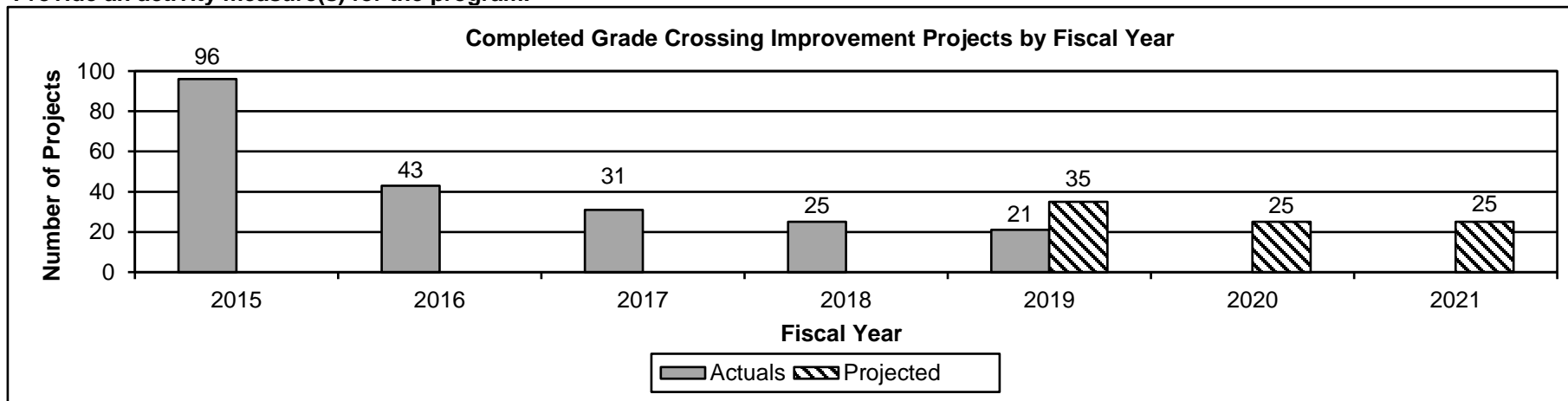
1a. What strategic priority does this program address?

Safety - keep citizens and employees safe

1b. What does this program do?

This appropriation is used to fund railroad grade crossing improvement projects that improve rail safety in Missouri. In accordance with Article IV, Section 30(c), MO Constitution and Chapter 389, RSMo, the owner of a motor vehicle pays a fee of 25 cents when the person registers or renews the registration of a motor vehicle. These funds are deposited into the Grade Crossing Safety Account. Over 3,100 public at grade highway/railroad crossings exist in the state, including 1,480 passive crossings. The cost to provide new lights and gates at any single crossing is approximately \$300,000. The revenue generated from this fund is approximately \$1.5 million annually. The funding is used in conjunction with \$6.0 million of federal highway funds available annually for highway and rail crossing safety projects. The total amount of state and federal funding is approximately \$7.5 million annually. MoDOT works with local communities to determine priorities and obtain as many crossing consolidations as possible. Crossing consolidations are important because closed crossings are the safest for Missouri citizens.

2a. Provide an activity measure(s) for the program.



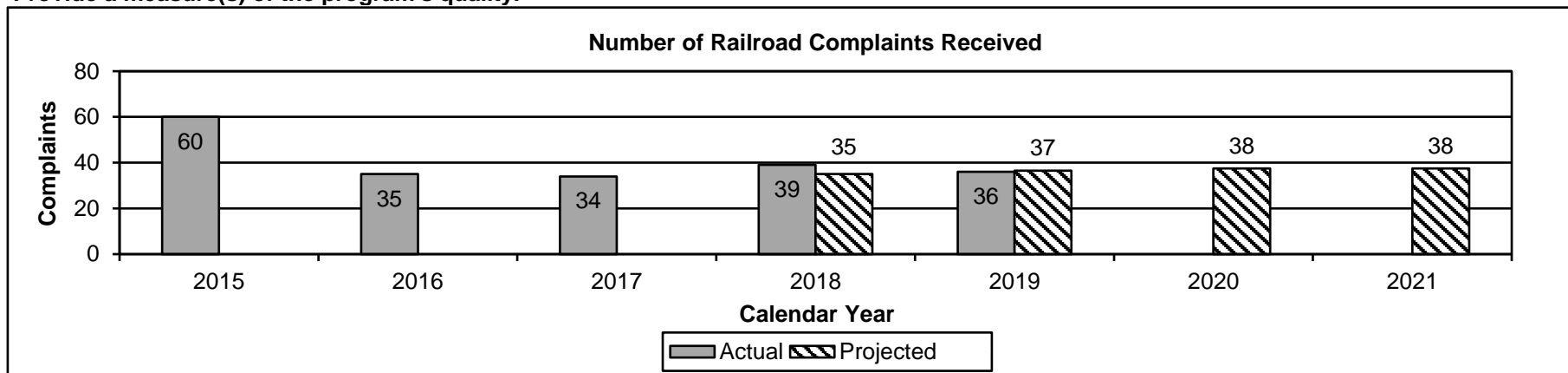
Annual funding allows for approximately 25 projects to be completed.

PROGRAM DESCRIPTION

Department of Transportation
 Program Name: RR Grade Crossing Hazards
 Program is found in the following core budget(s): RR Grade Crossing Hazards

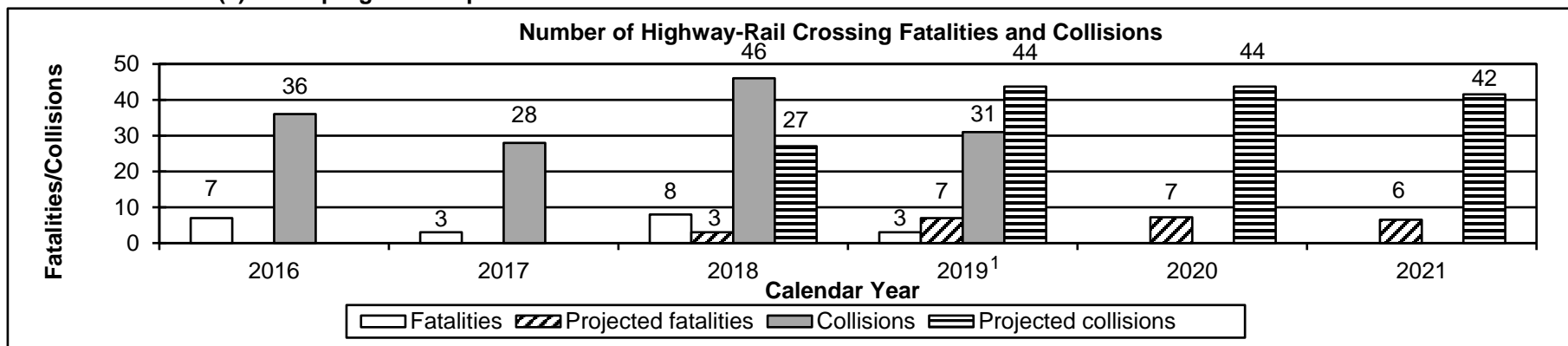
HB Section(s): 4.520

2b. Provide a measure(s) of the program's quality.



Complaints are received from the public or MoDOT personnel. The most common are rough crossings, sight obstructions, signal failure and walkway issues. The 2020 and 2021 projections are based on the average of the past two years of data.

2c. Provide a measure(s) of the program's impact.



¹Data is preliminary and is subject to change.

The 2020 projections for collisions are set based on a five percent reduction from calendar year 2018. The 2021 projections for collisions are set based on a five percent reduction from the 2020 projections. The 2020 projections for fatalities are set based on a ten percent reduction from calendar year 2018. The 2021 projections for fatalities are set based on a ten percent reduction from the 2020 projections.

PROGRAM DESCRIPTION


Department of Transportation

HB Section(s): 4.520

Program Name: RR Grade Crossing Hazards

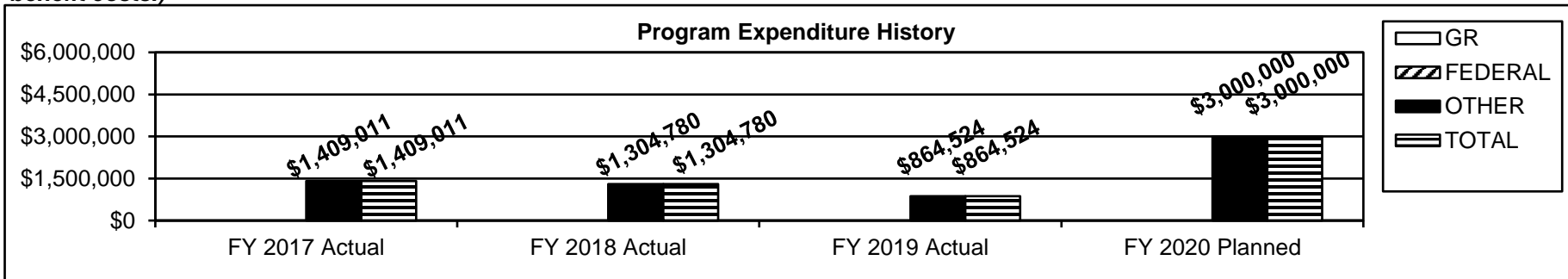
Program is found in the following core budget(s): RR Grade Crossing Hazards

2d. Provide a measure(s) of the program's efficiency.



Rail projects are programmed, or budgeted, in the department's Statewide Transportation Improvement Program (STIP). Once a project is awarded and work begins, final project costs can change from the original programmed cost in the STIP. Rail project cost changes are usually caused by final quantity adjustments, federal inspections, subgrade issues or other additional construction phase service costs.

3. Provide actual expenditures for the prior three fiscal years and planned expenditures for the current fiscal year. (Note: Amounts do not include fringe benefit costs.)



4. What are the sources of the "Other" funds?

Grade Crossing Safety Account (0290)

5. What is the authorization for this program, i.e., federal or state statute, etc.? (Include the federal program number, if applicable.)

Article IV, Section 30(c), MO Constitution and Chapter 389, RSMo.

6. Are there federal matching requirements? If yes, please explain.

Yes, Section 130 funds administered by the Federal Highway Administration require a minimum 10 percent non-federal match.

7. Is this a federally mandated program? If yes, please explain.

No

DECISION ITEM SUMMARY

Budget Unit									
Decision Item	FY 2019	FY 2019	FY 2020	FY 2020	FY 2021	FY 2021	FY 2021	FY 2021	FY 2021
Budget Object Summary	ACTUAL	ACTUAL	BUDGET	BUDGET	DEPT REQ	DEPT REQ	GOV REC	GOV REC	GOV REC
Fund	DOLLAR	FTE	DOLLAR	FTE	DOLLAR	FTE	DOLLAR	FTE	DOLLAR
AIRPORT CAPITAL IMPR & MAINT									
CORE									
EXPENSE & EQUIPMENT									
AVIATION TRUST FUND	155,710	0.00	276,000	0.00	276,000	0.00	276,000	0.00	0.00
TOTAL - EE	155,710	0.00	276,000	0.00	276,000	0.00	276,000	0.00	0.00
PROGRAM-SPECIFIC									
GENERAL REVENUE	256,115	0.00	1,750,000	0.00	1,300,000	0.00	1,300,000	0.00	0.00
AVIATION TRUST FUND	3,071,752	0.00	9,724,000	0.00	9,724,000	0.00	9,724,000	0.00	0.00
TOTAL - PD	3,327,867	0.00	11,474,000	0.00	11,024,000	0.00	11,024,000	0.00	0.00
TOTAL	3,483,577	0.00	11,750,000	0.00	11,300,000	0.00	11,300,000	0.00	0.00
GRAND TOTAL	\$3,483,577	0.00	\$11,750,000	0.00	\$11,300,000	0.00	\$11,300,000	0.00	0.00

CORE DECISION ITEM

Department of Transportation	Budget Unit: Multimodal Operations
Division: Multimodal Operations	
Core: Airport CI & Maintenance	HB Section: 4.525

1. CORE FINANCIAL SUMMARY

	FY 2021 Budget Request					FY 2021 Governor's Recommendation			
	GR	Federal	Other	Total		GR	Federal	Other	Total
PS	\$0	\$0	\$0	\$0	PS	\$0	\$0	\$0	\$0
EE	\$0	\$0	\$276,000	\$276,000	EE	\$0	\$0	\$276,000	\$276,000
PSD	\$1,300,000	\$0	\$9,724,000	\$11,024,000	PSD	\$1,300,000	\$0	\$9,724,000	\$11,024,000
TRF	\$0	\$0	\$0	\$0	TRF	\$0	\$0	\$0	\$0
Total	\$1,300,000	\$0	\$10,000,000	\$11,300,000	Total	\$1,300,000	\$0	\$10,000,000	\$11,300,000
FTE	0.00	0.00	0.00	0.00	FTE	0.00	0.00	0.00	0.00
HB 4	\$0	\$0	\$0	\$0	HB 4	\$0	\$0	\$0	\$0
HB 5	\$0	\$0	\$0	\$0	HB 5	\$0	\$0	\$0	\$0
<i>Note: Fringes budgeted in House Bill 5 except for certain fringes budgeted directly to MoDOT, Highway Patrol, and Conservation.</i>					<i>Note: Fringes budgeted in House Bill 5 except for certain fringes budgeted directly to MoDOT, Highway Patrol, and Conservation.</i>				

Other Funds: Aviation Trust Fund (0952)

Other Funds: Aviation Trust Fund (0952)

Notes:

Notes:

2. CORE DESCRIPTION

This program is to ensure that Missouri's airports meet acceptable safety and performance standards through adequate capital improvement and maintenance funding from the Aviation Trust Fund (ATF). State aviation funding sources are from user fees including a 9 cent per gallon tax on aviation gasoline and 3 percent of the 4.225 percent state sales tax collected on jet fuel. The ATF is used for planning, environmental, land acquisition, design and, ultimately, project construction. Eligible projects include pavement maintenance, lighting, obstruction removal and other safety improvements. MoDOT uses Federal Aviation Administration Order 5100.39A to prioritize ATF projects. Project prioritization includes consideration of the number of based aircraft, activity levels and the type of project requested. MoDOT also considers other factors, such as the political subdivision's willingness and ability to complete the project, commitment of local matching funds and prior maintenance and support of the airport.

The Governor's Recommendation is the same as the department's request.

3. PROGRAM LISTING (list programs included in this core funding)

Missouri has 121 public use airports, 107 of which are eligible for ATF assistance. Any publicly owned public use airport would be eligible. Providing safe airports to the flying public in our communities is essential. Many of the existing runways, taxiways and aircraft parking aprons were designed and constructed 30 to 40 years ago. These runways, taxiways and parking aprons are now deteriorating and are inadequate by today's standards. General Revenue is used to fund projects that are not eligible for funding through the Aviation Trust Fund such as terminals, hangars and fuel facilities.

CORE DECISION ITEM

Department of Transportation
Division: Multimodal Operations
Core: Airport CI & Maintenance

Budget Unit: Multimodal Operations

HB Section: 4.525

4. FINANCIAL HISTORY

	FY 2017 Actual	FY 2018 Actual	FY 2019 Actual	FY 2020 Current Yr.
Appropriation (All Funds)	\$11,000,000	\$11,260,000	\$13,000,000	\$11,300,000
Less Reverted (All Funds)	\$0	\$0	(\$60,000)	N/A
Less Restricted (All Funds)*	(\$1,000,000)	\$0	\$0	N/A
Budget Authority (All Funds)	\$10,000,000	\$11,260,000	\$12,940,000	N/A
Actual Expenditures (All Funds)	\$3,757,202	\$7,981,893	\$3,483,577	N/A
Unexpended (All Funds)	\$6,242,798	\$3,278,107	\$9,456,423	N/A
Unexpended, by Fund:				
General Revenue	\$0	\$0	\$1,683,885	N/A
Federal	\$0	\$0	\$0	N/A
Other	\$6,242,798	\$3,278,107	\$7,772,538	N/A
	(1), (2), (3)	(1), (4)	(1), (5)	

*Restricted amount is as of 7/1/19

Reverted includes the statutory three-percent reserve amount (when applicable).

Restricted includes any Governor's Expenditure Restrictions which remained at the end of the fiscal year (when applicable).

NOTES:

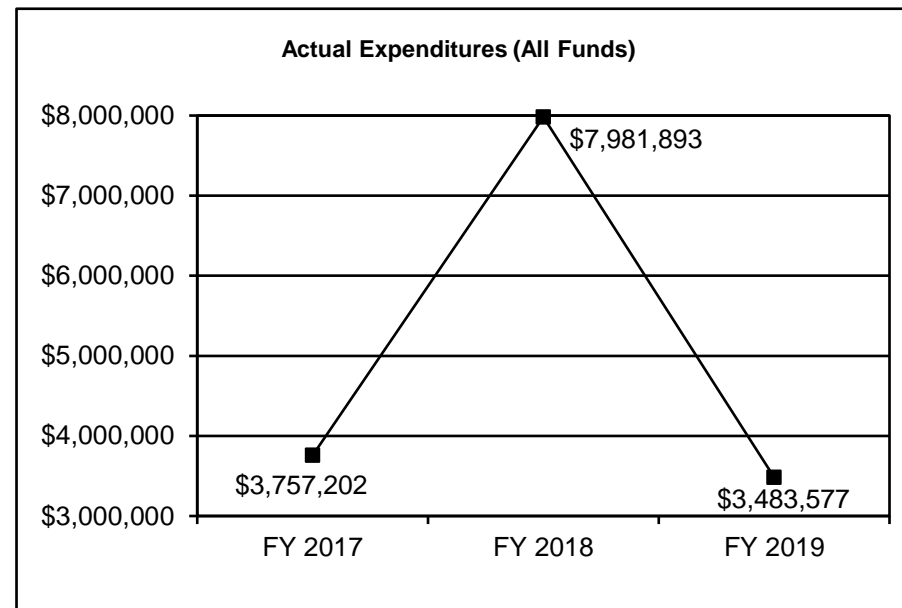
(1) Multi-year projects may pay out in multiple fiscal years.

(2) General Revenue for hangar construction at the Joplin Airport was restricted in fiscal year 2017.

(3) In addition to actual expenditures in fiscal year 2017, the unexpended balance of the appropriation includes \$5.8 million of committed budget authority in the form of purchase orders for projects that started in fiscal year 2017, but did not pay out until fiscal year 2018.

(4) In addition to actual expenditures in fiscal year 2018, the unexpended balance of the appropriation includes \$1,275,998 of committed budget authority in the form of purchase orders for projects that started in fiscal year 2018, but did not pay out until fiscal year 2019.

(5) In addition to actual expenditures in fiscal year 2019, the unexpended balance of the appropriation includes \$1,463,246 of committed budget authority in the form of purchase orders for projects that started in fiscal year 2019, but will not pay out until fiscal year 2020.



CORE RECONCILIATION

STATE
AIRPORT CAPITAL IMPR & MAINT

5. CORE RECONCILIATION

	Budget Class	FTE	GR	Federal	Other	Total	Explanation
TAFP AFTER VETOES							
	EE	0.00	0	0	276,000	276,000	
	PD	0.00	1,750,000	0	9,724,000	11,474,000	
	Total	0.00	1,750,000	0	10,000,000	11,750,000	
DEPARTMENT CORE ADJUSTMENTS							
Core Reduction	[#147] PD	0.00	(450,000)	0	0	(450,000)	Reduction due to completing part of the commercial terminal facility improvements in FY20
NET DEPARTMENT CHANGES		0.00	(450,000)	0	0	(450,000)	
DEPARTMENT CORE REQUEST							
	EE	0.00	0	0	276,000	276,000	
	PD	0.00	1,300,000	0	9,724,000	11,024,000	
	Total	0.00	1,300,000	0	10,000,000	11,300,000	
GOVERNOR'S RECOMMENDED CORE							
	EE	0.00	0	0	276,000	276,000	
	PD	0.00	1,300,000	0	9,724,000	11,024,000	
	Total	0.00	1,300,000	0	10,000,000	11,300,000	

DECISION ITEM DETAIL

Budget Unit	FY 2019	FY 2019	FY 2020	FY 2020	FY 2021	FY 2021	FY 2021	FY 2021
Decision Item	ACTUAL	ACTUAL	BUDGET	BUDGET	DEPT REQ	DEPT REQ	GOV REC	GOV REC
Budget Object Class	DOLLAR	FTE	DOLLAR	FTE	DOLLAR	FTE	DOLLAR	FTE
AIRPORT CAPITAL IMPR & MAINT								
CORE								
SUPPLIES	190	0.00	85,000	0.00	85,000	0.00	85,000	0.00
PROFESSIONAL DEVELOPMENT	11,790	0.00	23,000	0.00	23,000	0.00	23,000	0.00
PROFESSIONAL SERVICES	48,874	0.00	33,000	0.00	33,000	0.00	33,000	0.00
M&R SERVICES	94,856	0.00	56,000	0.00	56,000	0.00	56,000	0.00
OTHER EQUIPMENT	0	0.00	79,000	0.00	79,000	0.00	79,000	0.00
TOTAL - EE	155,710	0.00	276,000	0.00	276,000	0.00	276,000	0.00
PROGRAM DISTRIBUTIONS	3,327,867	0.00	11,474,000	0.00	11,024,000	0.00	11,024,000	0.00
TOTAL - PD	3,327,867	0.00	11,474,000	0.00	11,024,000	0.00	11,024,000	0.00
GRAND TOTAL	\$3,483,577	0.00	\$11,750,000	0.00	\$11,300,000	0.00	\$11,300,000	0.00
GENERAL REVENUE	\$256,115	0.00	\$1,750,000	0.00	\$1,300,000	0.00	\$1,300,000	0.00
FEDERAL FUNDS	\$0	0.00	\$0	0.00	\$0	0.00	\$0	0.00
OTHER FUNDS	\$3,227,462	0.00	\$10,000,000	0.00	\$10,000,000	0.00	\$10,000,000	0.00

PROGRAM DESCRIPTION

Department of Transportation

HB Section(s): 4.525

Program Name: Airport CI & Maintenance

Program is found in the following core budget(s): Airport CI & Maintenance

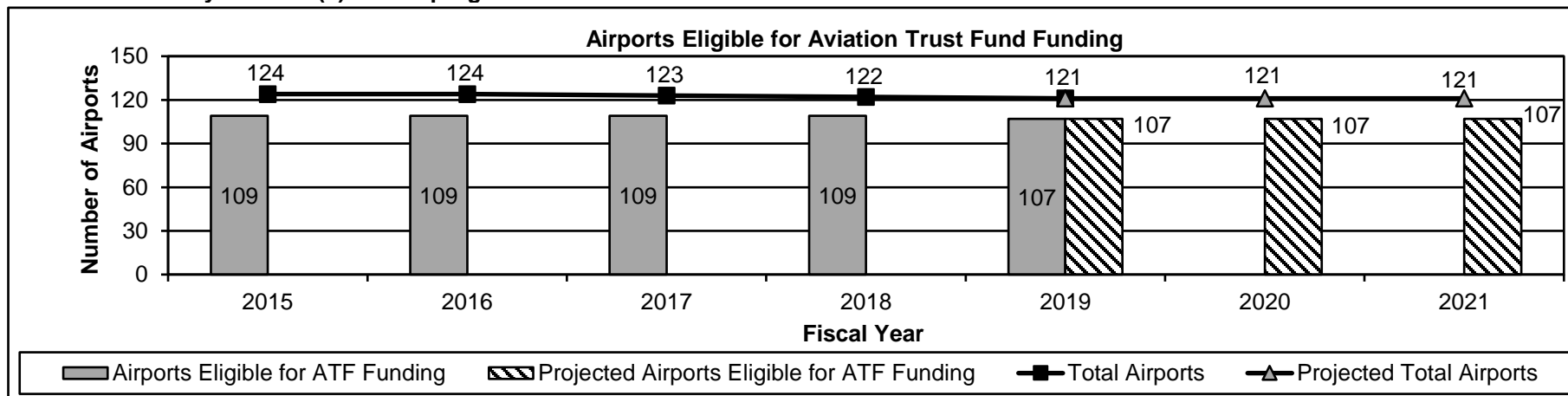
1a. What strategic priority does this program address?

Safety - keep citizens and employees safe
 Service - deliver transportation solutions of great value and use resources wisely

1b. What does this program do?

This program is to ensure that Missouri's airports meet acceptable safety and performance standards through adequate capital improvement and maintenance funding from the Aviation Trust Fund (ATF). State aviation funding sources are from user fees including a 9 cent per gallon tax on aviation gasoline and 3 percent of the 4.225 percent state sales tax collected on jet fuel. The ATF is used for planning, environmental, land acquisition, design and, ultimately, project construction. Eligible projects include pavement maintenance, lighting, obstruction removal and other safety improvements. MoDOT uses Federal Aviation Administration Order 5100.39A to prioritize ATF projects. Project prioritization includes consideration of the number of based aircraft, activity levels and the type of project requested. MoDOT also considers other factors, such as the political subdivision's willingness and ability to complete the project, commitment of local matching funds and prior maintenance and support of the airport. The ATF grants require a 10 percent local match for most projects; however, projects including aviation safety workshops, promotion of aerospace education, air markers and windsocks and emergency projects designated by the Missouri Highways and Transportation Commission can be funded entirely with state funds.

2a. Provide an activity measure(s) for the program.



The 2020 and 2021 projections are based on the number of airports currently open in 2019. Missouri has 121 public use airports. In order to be eligible for ATF assistance, a public use airport must also be publicly owned. Missouri currently has 107 publicly owned public use airports that are eligible for ATF assistance. The remaining 14 public use airports are privately owned.

PROGRAM DESCRIPTION

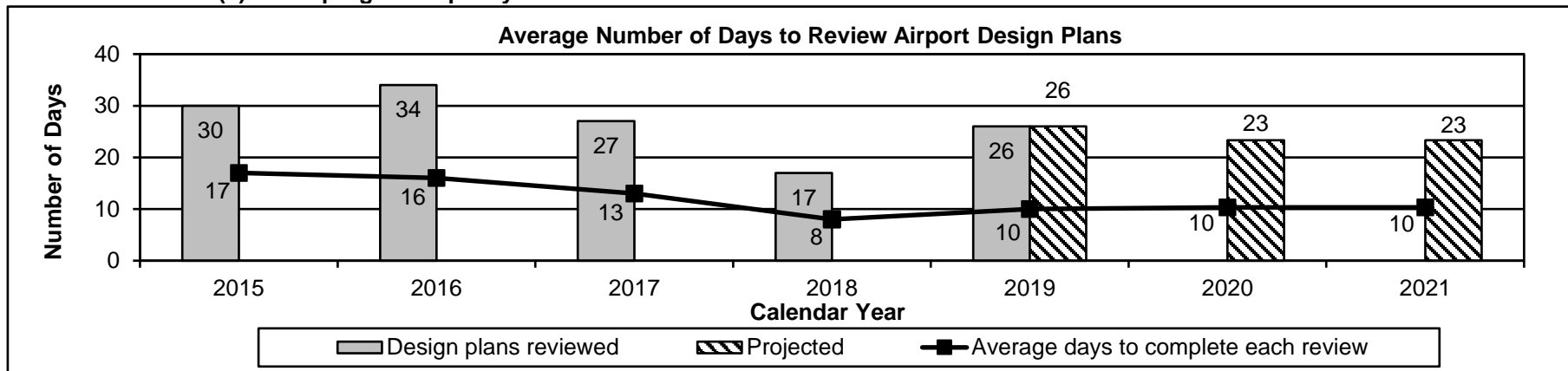
Department of Transportation

HB Section(s): 4.525

Program Name: Airport CI & Maintenance

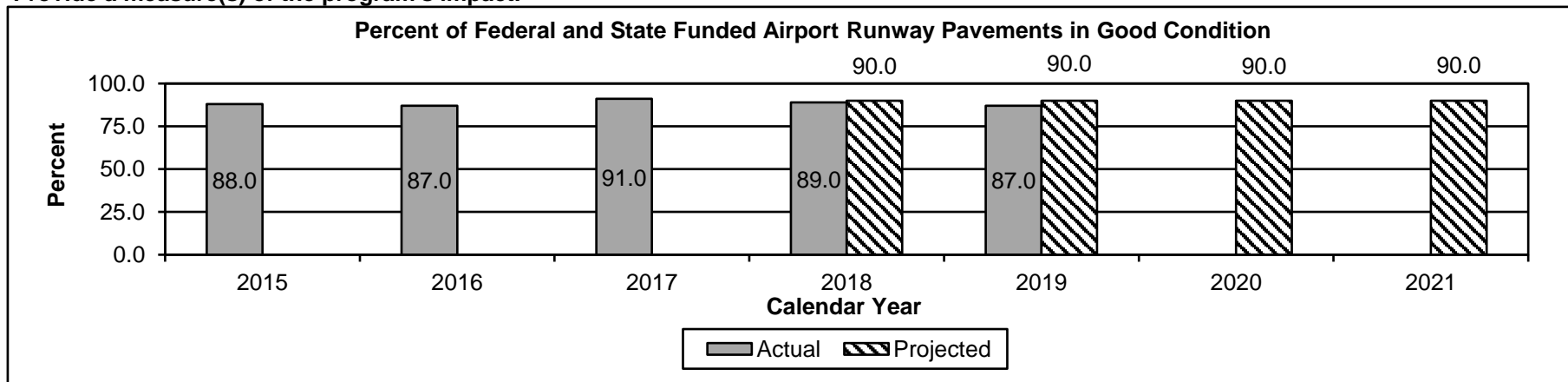
Program is found in the following core budget(s): Airport CI & Maintenance

2b. Provide a measure(s) of the program's quality.



All projects using federal or state aviation funds are reviewed by MoDOT prior to bid advertisement. Grant funding for the project is provided after the bid award. The 2020 and 2021 projections are based on the average of actuals for the last three years.

2c. Provide a measure(s) of the program's impact.



This includes all public airport runways that are eligible to receive federal or state aviation funds. The 2020 and 2021 projections are considered the ideal percent of pavement in good condition.

PROGRAM DESCRIPTION

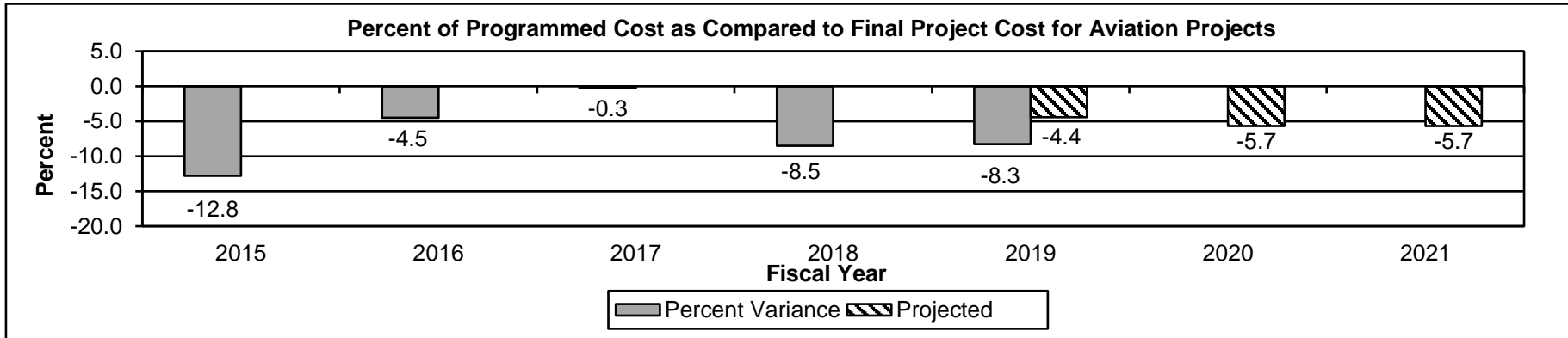
Department of Transportation

HB Section(s): 4.525

Program Name: Airport CI & Maintenance

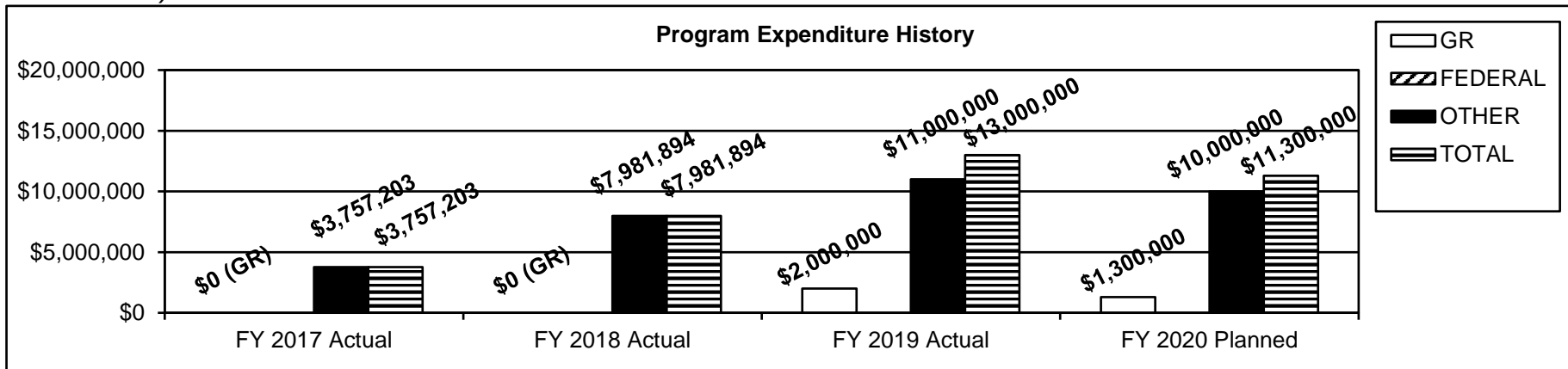
Program is found in the following core budget(s): Airport CI & Maintenance

2d. Provide a measure(s) of the program's efficiency.



Aviation projects are programmed, or budgeted, in the department's Statewide Transportation Improvement Program (STIP). Once a project is awarded and work begins, final project costs can change from the original programmed cost in the STIP. Aviation project cost changes are usually caused by final quantity adjustments, federal inspections, subgrade issues or other additional construction phase service costs. The 2020 and 2021 projections are based on the average of actuals for the last three years.

3. Provide actual expenditures for the prior three fiscal years and planned expenditures for the current fiscal year. (Note: Amounts do not include fringe benefit costs.)



PROGRAM DESCRIPTION

Department of Transportation

HB Section(s): 4.525

Program Name: Airport CI & Maintenance

Program is found in the following core budget(s): Airport CI & Maintenance

4. **What are the sources of the "Other " funds?**
Aviation Trust Fund (0952)
5. **What is the authorization for this program, i.e., federal or state statute, etc.? (Include the federal program number, if applicable.)**
Article IV, Section 30(c), MO Constitution and 305.230, RSMo.
6. **Are there federal matching requirements? If yes, please explain.**
No
7. **Is this a federally mandated program? If yes, please explain.**
No

This page left blank intentionally.

DECISION ITEM SUMMARY

Budget Unit								
Decision Item	FY 2019	FY 2019	FY 2020	FY 2020	FY 2021	FY 2021	FY 2021	FY 2021
Budget Object Summary	ACTUAL	ACTUAL	BUDGET	BUDGET	DEPT REQ	DEPT REQ	GOV REC	GOV REC
Fund	DOLLAR	FTE	DOLLAR	FTE	DOLLAR	FTE	DOLLAR	FTE
FEDERAL AVIATION ASSISTANCE								
CORE								
EXPENSE & EQUIPMENT								
MULTIMODAL OPERATIONS FEDERAL	0	0.00	1,000,000	0.00	1,000,000	0.00	1,000,000	0.00
TOTAL - EE	0	0.00	1,000,000	0.00	1,000,000	0.00	1,000,000	0.00
PROGRAM-SPECIFIC								
MULTIMODAL OPERATIONS FEDERAL	20,491,626	0.00	34,000,000	0.00	34,000,000	0.00	34,000,000	0.00
TOTAL - PD	20,491,626	0.00	34,000,000	0.00	34,000,000	0.00	34,000,000	0.00
TOTAL	20,491,626	0.00	35,000,000	0.00	35,000,000	0.00	35,000,000	0.00
GRAND TOTAL	\$20,491,626	0.00	\$35,000,000	0.00	\$35,000,000	0.00	\$35,000,000	0.00

CORE DECISION ITEM

Department of Transportation	Budget Unit: <u>Multimodal Operations</u>
Division: Multimodal Operations	
Core: Federal Aviation Assistance	HB Section: <u>4.530</u>

1. CORE FINANCIAL SUMMARY

	FY 2021 Budget Request				FY 2021 Governor's Recommendation			
	GR	Federal	Other	Total	GR	Federal	Other	Total
PS	\$0	\$0	\$0	\$0	\$0	\$0	\$0	\$0
EE	\$0	\$1,000,000	\$0	\$1,000,000	\$0	\$1,000,000	\$0	\$1,000,000
PSD	\$0	\$34,000,000	\$0	\$34,000,000	\$0	\$34,000,000	\$0	\$34,000,000
TRF	\$0	\$0	\$0	\$0	\$0	\$0	\$0	\$0
Total	\$0	\$35,000,000	\$0	\$35,000,000	\$0	\$35,000,000	\$0	\$35,000,000
FTE	0.00	0.00	0.00	0.00	0.00	0.00	0.00	0.00

HB 4	\$0	\$0	\$0	\$0
HB 5	\$0	\$0	\$0	\$0

Note: Fringes budgeted in House Bill 5 except for certain fringes budgeted directly to MoDOT, Highway Patrol, and Conservation.

HB 4	\$0	\$0	\$0	\$0
HB 5	\$0	\$0	\$0	\$0

Note: Fringes budgeted in House Bill 5 except for certain fringes budgeted directly to MoDOT, Highway Patrol, and Conservation.

Other Funds:

Other Funds:

Notes:

Notes:

2. CORE DESCRIPTION

This appropriation allows for expenditures of federal funds through the State Block Grant Program, which is funded by the Federal Aviation Administration (FAA) as part of the Airport Improvement Program (AIP). Missouri is one of 10 states selected by the FAA to administer AIP funds to general aviation, reliever and small commercial service airports. MoDOT serves as a pass-through agency for the non-primary entitlement program for eligible projects that meet all federal requirements. Larger commercial service airports in Missouri continue to receive federal aviation funding directly from the FAA. This program allows for state prioritization of aviation projects within federal guidelines. The AIP funds are utilized for planning, environmental, land acquisition, design and ultimately project construction. Eligible projects include pavement maintenance, lighting, terminal buildings, hangars, fuel facilities, obstruction removal and other safety improvements. The FAA requires MoDOT to utilize the project prioritization formula in FAA Order 5100.39A to program state apportionment and discretionary funds. The project prioritization formula considers items such as the number of based aircraft, activity levels, and the type of project requested. The 10 percent match requirement is provided by the local entities.

The Governor's Recommendation is the same as the department's request.

3. PROGRAM LISTING (list programs included in this core funding)

Missouri has 121 public use airports, 75 of which are identified within the National Plan of Integrated Airport Systems (NPIAS). This plan establishes basic criteria for airports to be eligible for federal aviation funds. As a block grant state, Missouri receives three types of federal Airport Improvement Program funds for NPIAS airports: non-primary entitlement funds; state apportionment funds; and discretionary funds.

CORE DECISION ITEM

Department of Transportation
Division: Multimodal Operations
Core: Federal Aviation Assistance

Budget Unit: Multimodal Operations
HB Section: 4.530

4. FINANCIAL HISTORY

	FY 2017 Actual	FY 2018 Actual	FY 2019 Actual	FY 2020 Current Yr.
Appropriation (All Funds)	\$35,000,000	\$35,000,000	\$35,000,000	\$35,000,000
Less Reverted (All Funds)	\$0	\$0	\$0	N/A
Less Restricted (All Funds)*	\$0	\$0	\$0	N/A
Budget Authority (All Funds)	\$35,000,000	\$35,000,000	\$35,000,000	N/A
Actual Expenditures (All Funds)	\$29,961,182	\$29,109,210	\$20,491,626	N/A
Unexpended (All Funds)	\$5,038,818	\$5,890,790	\$14,508,374	N/A
Unexpended, by Fund:				
General Revenue	\$0	\$0	\$0	N/A
Federal	\$5,038,818	\$5,890,790	\$14,508,374	N/A
Other	\$0	\$0	\$0	N/A
	(1)	(1), (2)	(1), (3)	

*Restricted amount is N/A

Reverted includes the statutory three-percent reserve amount (when applicable).

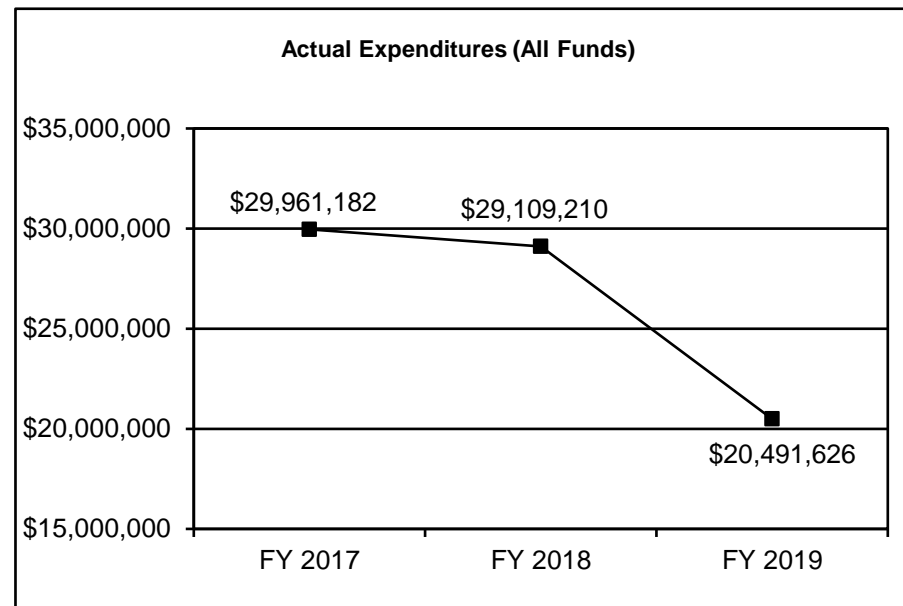
Restricted includes any Governor's Expenditure Restrictions which remained at the end of the fiscal year (when applicable).

NOTES:

(1) Multi-year grants carry forward to future years.

(2) In addition to actual expenditures in fiscal year 2018, the unexpended balance of the appropriation includes \$5,303,893 of committed budget authority in the form of purchase orders for projects that started in fiscal year 2018, but did not pay out until fiscal year 2019.

(3) In addition to actual expenditures in fiscal year 2019, the unexpended balance of the appropriation includes \$13,879,661 of committed budget authority in the form of purchase orders for projects that started in fiscal year 2019, but will not pay out until fiscal year 2020.



CORE RECONCILIATION

STATE
FEDERAL AVIATION ASSISTANCE

5. CORE RECONCILIATION

	Budget Class	FTE	GR	Federal	Other	Total	Explanation
TAFP AFTER VETOES							
	EE	0.00	0	1,000,000	0	1,000,000	
	PD	0.00	0	34,000,000	0	34,000,000	
	Total	0.00	0	35,000,000	0	35,000,000	
DEPARTMENT CORE REQUEST							
	EE	0.00	0	1,000,000	0	1,000,000	
	PD	0.00	0	34,000,000	0	34,000,000	
	Total	0.00	0	35,000,000	0	35,000,000	
GOVERNOR'S RECOMMENDED CORE							
	EE	0.00	0	1,000,000	0	1,000,000	
	PD	0.00	0	34,000,000	0	34,000,000	
	Total	0.00	0	35,000,000	0	35,000,000	

DECISION ITEM DETAIL

Budget Unit	FY 2019	FY 2019	FY 2020	FY 2020	FY 2021	FY 2021	FY 2021	FY 2021
Decision Item	ACTUAL	ACTUAL	BUDGET	BUDGET	DEPT REQ	DEPT REQ	GOV REC	GOV REC
Budget Object Class	DOLLAR	FTE	DOLLAR	FTE	DOLLAR	FTE	DOLLAR	FTE
FEDERAL AVIATION ASSISTANCE								
CORE								
OTHER EQUIPMENT	0	0.00	1,000,000	0.00	1,000,000	0.00	1,000,000	0.00
TOTAL - EE	0	0.00	1,000,000	0.00	1,000,000	0.00	1,000,000	0.00
PROGRAM DISTRIBUTIONS	20,491,626	0.00	34,000,000	0.00	34,000,000	0.00	34,000,000	0.00
TOTAL - PD	20,491,626	0.00	34,000,000	0.00	34,000,000	0.00	34,000,000	0.00
GRAND TOTAL	\$20,491,626	0.00	\$35,000,000	0.00	\$35,000,000	0.00	\$35,000,000	0.00
GENERAL REVENUE	\$0	0.00	\$0	0.00	\$0	0.00	\$0	0.00
FEDERAL FUNDS	\$20,491,626	0.00	\$35,000,000	0.00	\$35,000,000	0.00	\$35,000,000	0.00
OTHER FUNDS	\$0	0.00	\$0	0.00	\$0	0.00	\$0	0.00

PROGRAM DESCRIPTION

Department of Transportation

HB Section(s): 4.530

Program Name: Federal Aviation Assistance

Program is found in the following core budget(s): Federal Aviation Assistance

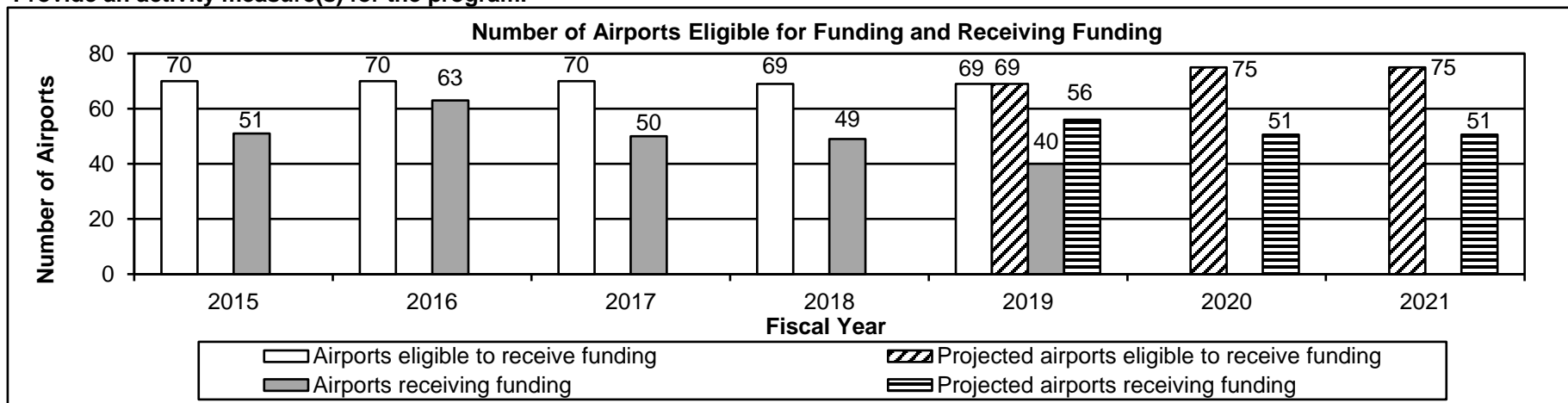
1a. What strategic priority does this program address?

- Safety - keep citizens and employees safe
- Service - deliver transportation solutions of great value and use resources wisely

1b. What does this program do?

This program is funded by the Federal Aviation Administration (FAA) as part of the Airport Improvement Program (AIP). Missouri is one of 10 states selected by the FAA to administer AIP funds to general aviation, reliever, and small commercial service airports. Larger commercial service airports in Missouri continue to receive federal aviation funding directly from the FAA. This program allows for state prioritization of aviation projects within federal guidelines. The AIP funds are utilized for planning, environmental, land acquisition, design and project construction. For an airport to be eligible to receive AIP funds, it must be part of the National Plan of Integrated Airport Systems (NPIAS). Eligible projects include pavement maintenance, lighting, terminal buildings, hangars, fuel facilities, obstruction removal and other safety improvements. The FAA requires MoDOT to utilize the project prioritization formula in FAA Order 5100.39A to program state apportionment and discretionary funds. The project prioritization formula considers items such as the number of based aircraft, activity levels and the type of project requested. MoDOT serves as a pass-through agency for the non-primary entitlement program for eligible projects that meet all federal requirements.

2a. Provide an activity measure(s) for the program.



The 2020 and 2021 projections for airports eligible to receive funding is based on all 75 airports identified under this program qualifying for funding. The 2020 and 2021 projections for airports receiving funding was calculated by averaging the last five years of airports receiving funding.

PROGRAM DESCRIPTION

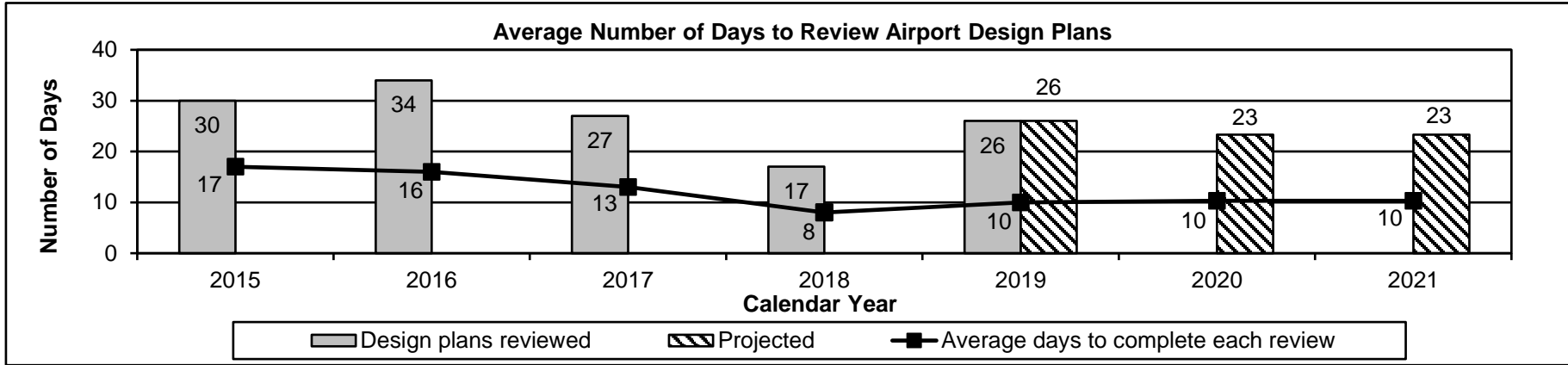
Department of Transportation

HB Section(s): 4.530

Program Name: Federal Aviation Assistance

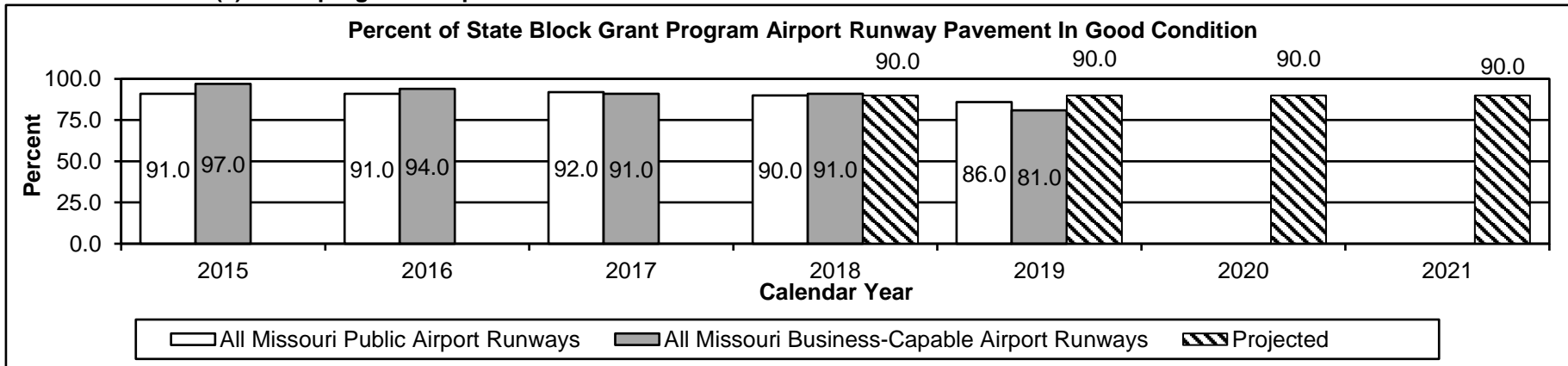
Program is found in the following core budget(s): Federal Aviation Assistance

2b. Provide a measure(s) of the program's quality.



All projects using federal or state aviation funds are reviewed by MoDOT prior to bid advertisement. Grant funding for the project is provided after the bid award. The 2020 and 2021 projections are based on the average of actuals for the last three years.

2c. Provide a measure(s) of the program's impact.



Business-capable airport runways are runways that are at least 5,000 feet long. The projection for 2020 and 2021 was set by the department and is considered the ideal percent of pavement in good condition.

PROGRAM DESCRIPTION

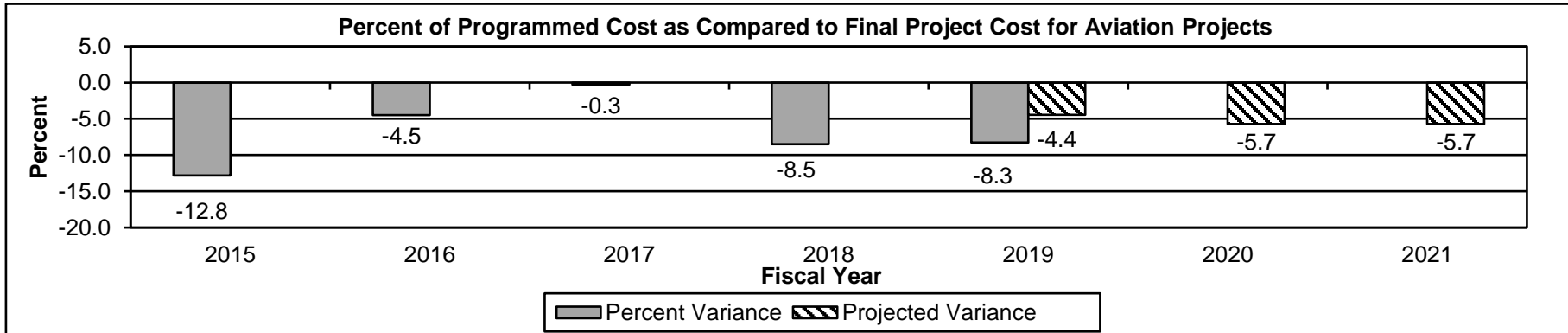
Department of Transportation

HB Section(s): 4.530

Program Name: Federal Aviation Assistance

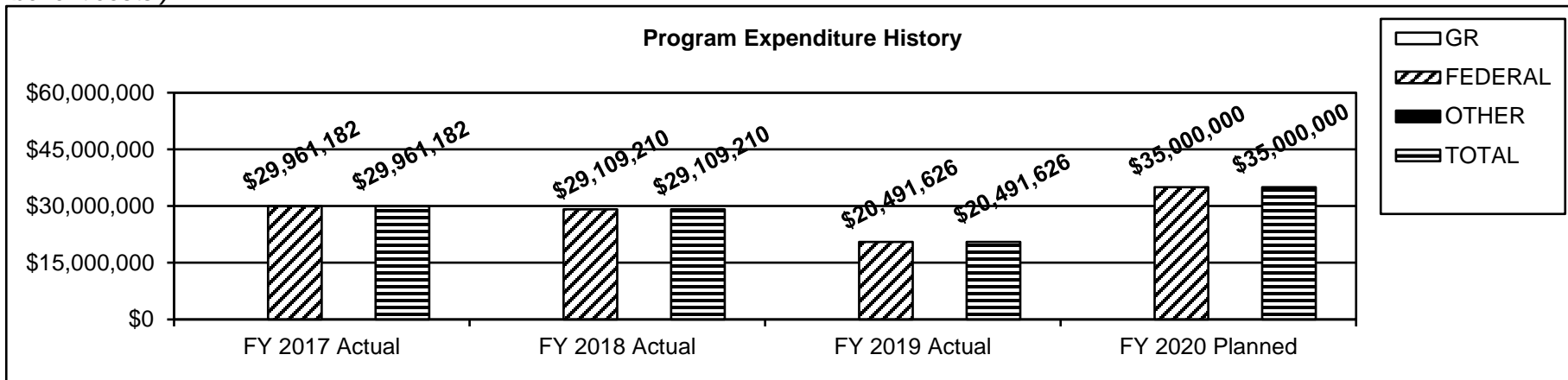
Program is found in the following core budget(s): Federal Aviation Assistance

2d. Provide a measure(s) of the program's efficiency.



Aviation projects are programmed, or budgeted, in the department's Statewide Transportation Improvement Program (STIP). Once a project is awarded and work begins, final project costs can change from the original programmed cost in the STIP. Aviation project cost changes are usually caused by final quantity adjustments, federal inspections, subgrade issues or other additional construction phase service costs. The 2020 and 2021 projections are based on the average of actuals for the last three years.

3. Provide actual expenditures for the prior three fiscal years and planned expenditures for the current fiscal year. (Note: Amounts do not include fringe benefit costs.)



PROGRAM DESCRIPTION

Department of Transportation

HB Section(s): 4.530

Program Name: Federal Aviation Assistance

Program is found in the following core budget(s): Federal Aviation Assistance

4. What are the sources of the "Other " funds?

N/A

5. What is the authorization for this program, i.e., federal or state statute, etc.? (Include the federal program number, if applicable.)

Title 49 USC, 33.546 and 305.237, RSMo.

6. Are there federal matching requirements? If yes, please explain.

Yes. Federal funding provides up to 90 percent of eligible project costs with the local sponsor providing at least a 10 percent match. The state can also provide up to 50 percent of the local share on federally funded projects.

7. Is this a federally mandated program? If yes, please explain.

No

This page left blank intentionally.

DECISION ITEM SUMMARY

Budget Unit								
Decision Item	FY 2019	FY 2019	FY 2020	FY 2020	FY 2021	FY 2021	FY 2021	FY 2021
Budget Object Summary	ACTUAL	ACTUAL	BUDGET	BUDGET	DEPT REQ	DEPT REQ	GOV REC	GOV REC
Fund	DOLLAR	FTE	DOLLAR	FTE	DOLLAR	FTE	DOLLAR	FTE
PORT AUTH FINANCIAL ASST								
CORE								
PROGRAM-SPECIFIC								
STATE TRANSPORTATION FUND	600,000	0.00	600,000	0.00	600,000	0.00	600,000	0.00
TOTAL - PD	600,000	0.00	600,000	0.00	600,000	0.00	600,000	0.00
TOTAL	600,000	0.00	600,000	0.00	600,000	0.00	600,000	0.00
GRAND TOTAL	\$600,000	0.00	\$600,000	0.00	\$600,000	0.00	\$600,000	0.00

CORE DECISION ITEM**Department of Transportation****Budget Unit: Multimodal Operations****Division: Multimodal Operations****Core: Port Authorities Financial Assistance****HB Section: 4.535****1. CORE FINANCIAL SUMMARY**

	FY 2021 Budget Request			
	GR	Federal	Other	Total
PS	\$0	\$0	\$0	\$0
EE	\$0	\$0	\$0	\$0
PSD	\$0	\$0	\$600,000	\$600,000
TRF	\$0	\$0	\$0	\$0
Total	\$0	\$0	\$600,000	\$600,000
FTE	0.00	0.00	0.00	0.00

HB 4	\$0	\$0	\$0	\$0
HB 5	\$0	\$0	\$0	\$0

Note: Fringes budgeted in House Bill 5 except for certain fringes budgeted directly to MoDOT, Highway Patrol, and Conservation.

Other Funds: State Transportation Fund (0675)

Notes:

	FY 2021 Governor's Recommendation			
	GR	Federal	Other	Total
PS	\$0	\$0	\$0	\$0
EE	\$0	\$0	\$0	\$0
PSD	\$0	\$0	\$600,000	\$600,000
TRF	\$0	\$0	\$0	\$0
Total	\$0	\$0	\$600,000	\$600,000
FTE	0.00	0.00	0.00	0.00

HB 4	\$0	\$0	\$0	\$0
HB 5	\$0	\$0	\$0	\$0

Note: Fringes budgeted in House Bill 5 except for certain fringes budgeted directly to MoDOT, Highway Patrol, and Conservation.

Other Funds: State Transportation Fund (0675)

Notes:

2. CORE DESCRIPTION

This program provides operating assistance to public port authorities to fund expenses such as salaries, utilities, outreach to prospective businesses, engineering for capital improvements and other general expenses. Ports are the on/off ramps for commerce on the Missouri and Mississippi rivers. Each loaded barge can carry 1,500 tons of bulk products such as fertilizer, grain, aggregate, steel and timber on the rivers in lieu of 58 or more semi trucks on congested roadways. Investments made at the ports create new jobs at the port itself as well as help businesses up to 150 miles away distribute their products to market in a cost-effective manner.

The Governor's Recommendation is the same as the department's request.

3. PROGRAM LISTING (list programs included in this core funding)

Appropriated funds are distributed in July of each fiscal year by a formula developed in collaboration with the 16 port authorities and one three-state port commission. The formula is based upon the development needs of each port facility, a three-year business plan, amount of cargo moved through the port and use of prior funding allocations.

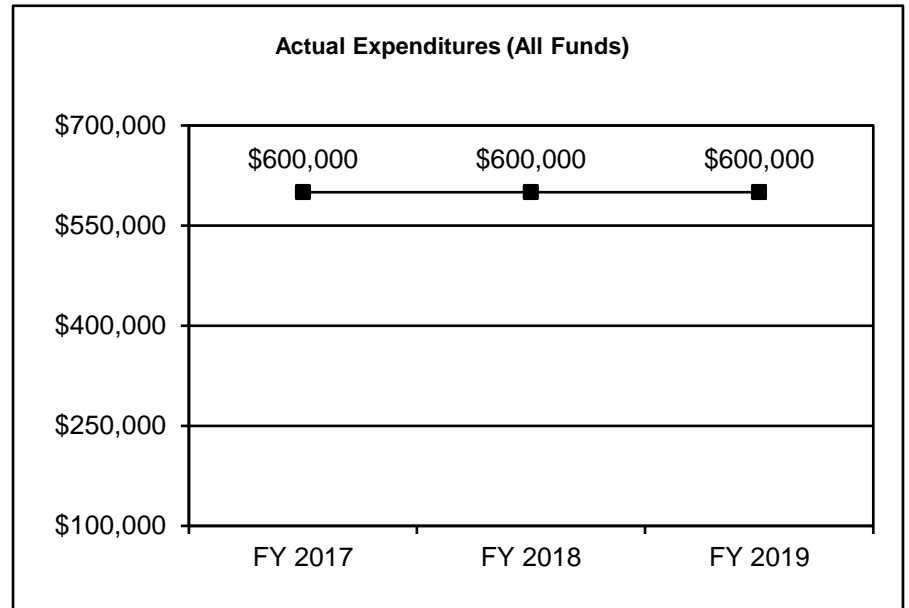
CORE DECISION ITEM

Department of Transportation
Division: Multimodal Operations
Core: Port Authorities Financial Assistance

Budget Unit: Multimodal Operations
HB Section: 4.535

4. FINANCIAL HISTORY

	FY 2017 Actual	FY 2018 Actual	FY 2019 Actual	FY 2020 Current Yr.
Appropriation (All Funds)	\$600,000	\$600,000	\$600,000	\$600,000
Less Reverted (All Funds)	\$0	\$0	\$0	N/A
Less Restricted (All Funds)*	\$0	\$0	\$0	N/A
Budget Authority (All Funds)	\$600,000	\$600,000	\$600,000	N/A
Actual Expenditures (All Funds)	\$600,000	\$600,000	\$600,000	N/A
Unexpended (All Funds)	\$0	\$0	\$0	N/A
Unexpended, by Fund:				
General Revenue	\$0	\$0	\$0	N/A
Federal	\$0	\$0	\$0	N/A
Other	\$0	\$0	\$0	N/A



*Restricted amount is N/A

Reverted includes the statutory three percent reserve amount (when applicable).

Restricted includes any Governor's Expenditure Restrictions which remained at the end of the fiscal year (when applicable).

NOTES:

CORE RECONCILIATION

STATE
PORT AUTH FINANCIAL ASST

5. CORE RECONCILIATION

	Budget Class	FTE	GR	Federal	Other	Total	Explanation
TAFP AFTER VETOES							
	PD	0.00	0	0	600,000	600,000	
	Total	0.00	0	0	600,000	600,000	
DEPARTMENT CORE REQUEST							
	PD	0.00	0	0	600,000	600,000	
	Total	0.00	0	0	600,000	600,000	
GOVERNOR'S RECOMMENDED CORE							
	PD	0.00	0	0	600,000	600,000	
	Total	0.00	0	0	600,000	600,000	

DECISION ITEM DETAIL

Budget Unit	FY 2019	FY 2019	FY 2020	FY 2020	FY 2021	FY 2021	FY 2021	FY 2021
Decision Item	ACTUAL	ACTUAL	BUDGET	BUDGET	DEPT REQ	DEPT REQ	GOV REC	GOV REC
Budget Object Class	DOLLAR	FTE	DOLLAR	FTE	DOLLAR	FTE	DOLLAR	FTE
PORT AUTH FINANCIAL ASST								
CORE								
PROGRAM DISTRIBUTIONS	600,000	0.00	600,000	0.00	600,000	0.00	600,000	0.00
TOTAL - PD	600,000	0.00	600,000	0.00	600,000	0.00	600,000	0.00
GRAND TOTAL	\$600,000	0.00	\$600,000	0.00	\$600,000	0.00	\$600,000	0.00
GENERAL REVENUE	\$0	0.00	\$0	0.00	\$0	0.00	\$0	0.00
FEDERAL FUNDS	\$0	0.00	\$0	0.00	\$0	0.00	\$0	0.00
OTHER FUNDS	\$600,000	0.00	\$600,000	0.00	\$600,000	0.00	\$600,000	0.00

PROGRAM DESCRIPTION

Department of Transportation

HB Section(s): 4.535

Program Name: Port Authorities Financial Assistance

Program is found in the following core budget(s): Port Authorities Financial Assistance

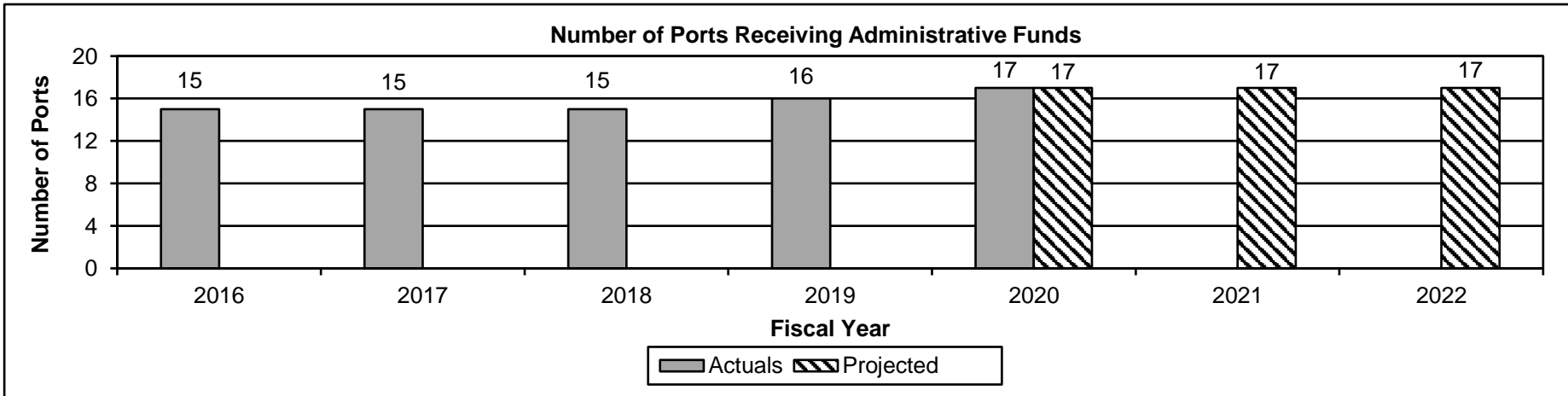
1a. What strategic priority does this program address?

- Safety - keep citizens and employees safe
- Service - deliver transportation solutions of greater value and use resources wisely
- Stability - preserve and operate a reliable transportation system with an engaged workforce

1b. What does this program do?

This program provides operating assistance to public port authorities to fund expenses such as salaries, utilities, outreach to prospective businesses, engineering for capital improvements and other general expenses. Ports are the on/off ramps for commerce on the Missouri and Mississippi rivers. Each loaded barge can carry 1,500 tons of bulk products such as fertilizer, grain, aggregate, steel and timber on the rivers in lieu of 58 or more semi trucks on congested roadways. Investments made at the ports create new jobs at the port itself as well as help businesses up to 150 miles away distribute their product to market in a cost-effective manner.

2a. Provide an activity measure(s) for the program.



This measure includes Missouri ports as well as one three-state port commission. The 2021 and 2022 projections are based on the ports currently eligible for administrative funding in fiscal year 2020.

PROGRAM DESCRIPTION

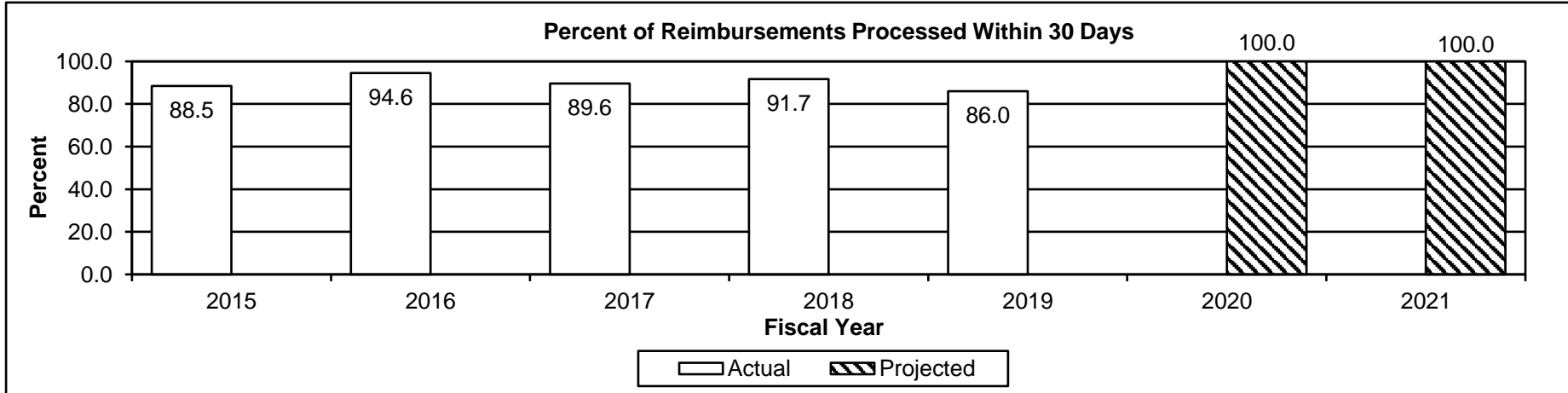
Department of Transportation

HB Section(s): 4.535

Program Name: Port Authorities Financial Assistance

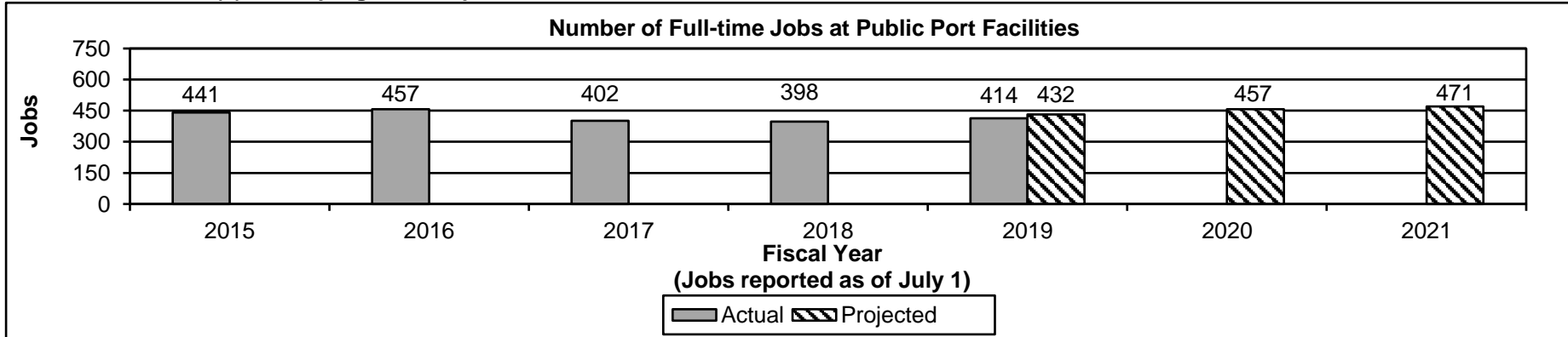
Program is found in the following core budget(s): Port Authorities Financial Assistance

2b. Provide a measure(s) of the program's quality.



The ports receive funding by submitting their expenses to MoDOT for reimbursement. The 2020 and 2021 projections were set at 100 percent due to recent processing enhancements.

2c. Provide a measure(s) of the program's impact.



The 2020 projection is based upon the number of jobs in 2016, which was prior to layoffs at the New Madrid and Pemiscot ports due to a regional downturn in the economy in southeastern Missouri. The 2021 projection is based upon the number of jobs anticipated if all projects at the ports are completed.

PROGRAM DESCRIPTION

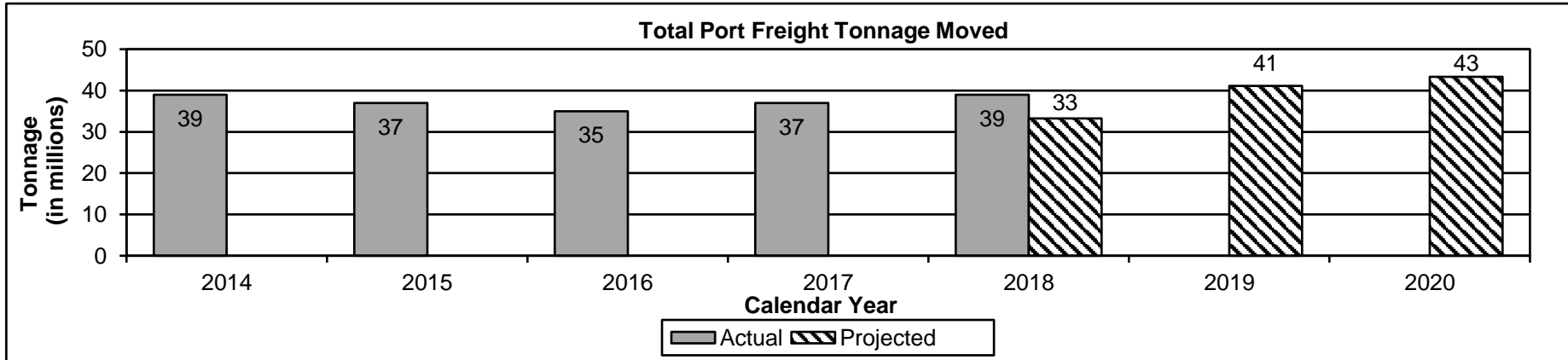
Department of Transportation

HB Section(s): 4.535

Program Name: Port Authorities Financial Assistance

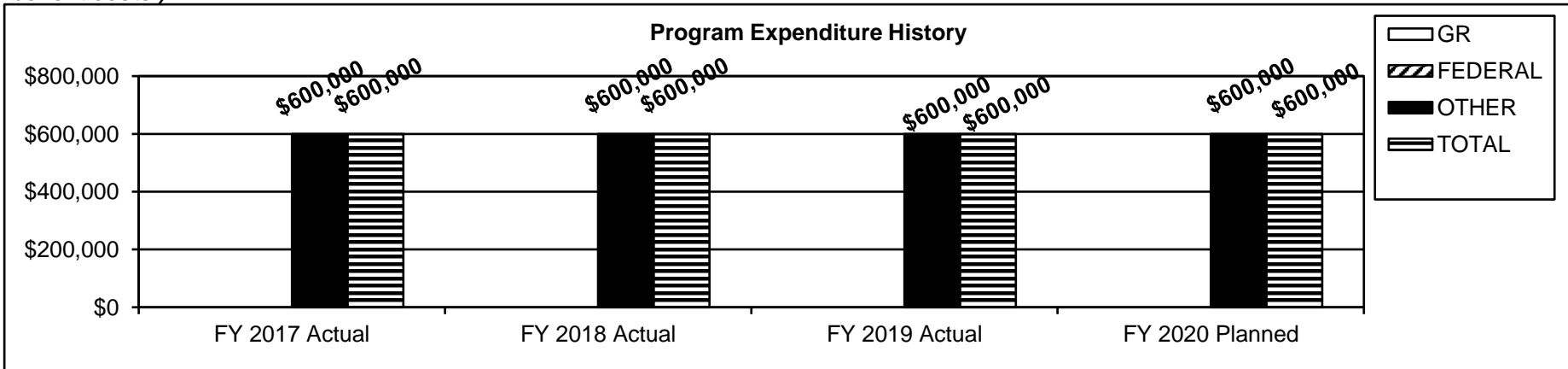
Program is found in the following core budget(s): Port Authorities Financial Assistance

2d. Provide a measure(s) of the program's efficiency.



Each loaded barge can carry 1,500 tons of bulk products such as fertilizer, grain, aggregate, steel and timber on the rivers in lieu of 58 or more semi trucks on congested roadways. Missouri experienced an overall increase of 5.4 percent in waterborne freight movements from calendar year 2017 to 2018. The 2019 projection is based on a 5.4 percent increase over 2018 total tonnage moved. The 2020 projection is based on a 5.4 percent increase over the 2019 projection. Calendar year 2019 data was not available at the time of publication and will be released in April 2020.

3. Provide actual expenditures for the prior three fiscal years and planned expenditures for the current fiscal year. (Note: Amounts do not include fringe benefit costs.)



PROGRAM DESCRIPTION**Department of Transportation****HB Section(s): 4.535****Program Name: Port Authorities Financial Assistance****Program is found in the following core budget(s): Port Authorities Financial Assistance**

4. **What are the sources of the "Other " funds?**
State Transportation Fund (0675)
5. **What is the authorization for this program, i.e., federal or state statute, etc.? (Include the federal program number, if applicable.)**
Article IV, Section 30(c), MO Constitution, 68.035, 68.065 and 226.225, RSMo.
6. **Are there federal matching requirements? If yes, please explain.**
No
7. **Is this a federally mandated program? If yes, please explain.**
No

This page left blank intentionally.

DECISION ITEM SUMMARY

Budget Unit								
Decision Item	FY 2019	FY 2019	FY 2020	FY 2020	FY 2021	FY 2021	FY 2021	FY 2021
Budget Object Summary	ACTUAL	ACTUAL	BUDGET	BUDGET	DEPT REQ	DEPT REQ	GOV REC	GOV REC
Fund	DOLLAR	FTE	DOLLAR	FTE	DOLLAR	FTE	DOLLAR	FTE
PORT AUTH CAPITAL IMPROVEMT P								
CORE								
PROGRAM-SPECIFIC								
GENERAL REVENUE	2,910,000	0.00	6,400,000	0.00	0	0.00	6,400,000	0.00
TOTAL - PD	2,910,000	0.00	6,400,000	0.00	0	0.00	6,400,000	0.00
TOTAL	2,910,000	0.00	6,400,000	0.00	0	0.00	6,400,000	0.00
Port Authority Improvements - 1605019								
PROGRAM-SPECIFIC								
GENERAL REVENUE	0	0.00	0	0.00	0	0.00	3,734,109	0.00
TOTAL - PD	0	0.00	0	0.00	0	0.00	3,734,109	0.00
TOTAL	0	0.00	0	0.00	0	0.00	3,734,109	0.00
GRAND TOTAL	\$2,910,000	0.00	\$6,400,000	0.00	\$0	0.00	\$10,134,109	0.00

CORE DECISION ITEM

Department of Transportation	Budget Unit: <u>Multimodal Operations</u>
Division: Multimodal Operations	
Core: Port Authorities Capital Improvement	HB Section: <u>4.535</u>

1. CORE FINANCIAL SUMMARY

	FY 2021 Budget Request			
	GR	Federal	Other	Total
PS	\$0	\$0	\$0	\$0
EE	\$0	\$0	\$0	\$0
PSD	\$0	\$0	\$0	\$0
TRF	\$0	\$0	\$0	\$0
Total	\$0	\$0	\$0	\$0

FTE **0.00 0.00 0.00 0.00**

HB 4	\$0	\$0	\$0	\$0
HB 5	\$0	\$0	\$0	\$0

Note: Fringes budgeted in House Bill 5 except for certain fringes budgeted directly to MoDOT, Highway Patrol, and Conservation.

Other Funds:

Notes:

	FY 2021 Governor's Recommendation			
	GR	Federal	Other	Total
PS	\$0	\$0	\$0	\$0
EE	\$0	\$0	\$0	\$0
PSD	\$6,400,000	\$0	\$0	\$6,400,000
TRF	\$0	\$0	\$0	\$0
Total	\$6,400,000	\$0	\$0	\$6,400,000

FTE **0.00 0.00 0.00 0.00**

HB 4	\$0	\$0	\$0	\$0
HB 5	\$0	\$0	\$0	\$0

Note: Fringes budgeted in House Bill 5 except for certain fringes budgeted directly to MoDOT, Highway Patrol, and Conservation.

Other Funds:

Notes:

2. CORE DESCRIPTION

Article IV, Section 30(c), MO Constitution and Sections 33.543 and 68.035 RSMo provide authorization for MoDOT to administer any general revenue appropriated by the legislature for the Public Port Capital Improvements Program (PPCIP). Ports are the on/off ramps for commerce on the Missouri and Mississippi rivers. Ports leverage capital improvement program funds with private and federal funding to respond to business needs. This combination of funding increases freight commerce moved through the ports in Missouri, improving connections between transportation modes, and spurring economic growth and jobs. Projects funded through this program include construction of docks, purchase of cranes, construction and rehabilitation of the port-owned rail facilities, and construction of fleeting facilities. Strategic investments made at the ports create new jobs at the port itself as well as help businesses located 150 miles or more away stay competitive in domestic and global markets. According to the 2017 Economic Impact Study for Missouri Ports, the public ports support 290,000 jobs and 34 percent of Missouri's economy resulting in \$2.4 billion in state and local tax revenue.

3. PROGRAM LISTING (list programs included in this core funding)

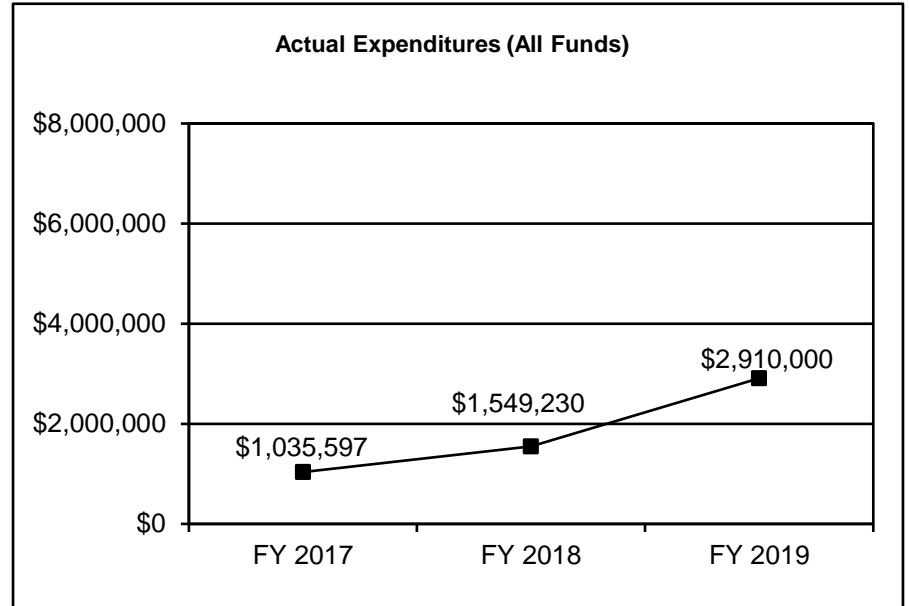
Projects are selected annually through a collaborative process involving the Executive Directors of the Port Authorities and MoDOT. Each port presents capital asset needs to the group for discussion, including topics such as job creation, timelines for completion, how quickly the asset is needed for a business and whether the asset is needed for a current business, committed business or potential business. The group collectively ranks each need then uses these rankings to develop a fiscally constrained project listing. The project needs list changes each year due to rapidly changing economic development needs. MoDOT's STIP includes a list of unfunded needs identified by the ports.

CORE DECISION ITEM

Department of Transportation	Budget Unit: Multimodal Operations
Division: Multimodal Operations	
Core: Port Authorities Capital Improvement	HB Section: 4.535

4. FINANCIAL HISTORY

	<u>FY 2017 Actual</u>	<u>FY 2018 Actual</u>	<u>FY 2019 Actual</u>	<u>FY 2020 Current Yr.</u>
Appropriation (All Funds)	\$5,000,000	\$1,594,230	\$3,000,000	\$6,400,000
Less Reverted (All Funds)	(\$90,000)	(\$45,000)	(\$90,000)	N/A
Less Restricted (All Funds)*	(\$3,783,000)	\$0	\$0	N/A
Budget Authority (All Funds)	\$1,127,000	\$1,549,230	\$2,910,000	N/A
Actual Expenditures (All Funds)	\$1,035,597	\$1,549,230	\$2,910,000	N/A
Unexpended (All Funds)	\$91,403	\$0	\$0	N/A
Unexpended, by Fund:				
General Revenue	\$91,403	\$0	\$0	N/A
Federal	\$0	\$0	\$0	N/A
Other	\$0	\$0	\$0	N/A



*Restricted amount is as of 7/1/19

Reverted includes the statutory three percent reserve amount (when applicable).

Restricted includes any Governor's Expenditure Restrictions which remained at the end of the fiscal year (when applicable).

NOTES:

CORE RECONCILIATION

STATE
PORT AUTH CAPITAL IMPROVEMT P

5. CORE RECONCILIATION

	Budget Class	FTE	GR	Federal	Other	Total	Explanation
TAFP AFTER VETOES							
	PD	0.00	6,400,000	0	0	6,400,000	
	Total	0.00	6,400,000	0	0	6,400,000	
DEPARTMENT CORE ADJUSTMENTS							
Core Reduction	[#154] PD	0.00	(6,400,000)	0	0	(6,400,000)	Dept: Reduction of core port CI appropriation authority in HB 4 - Gov: Reversal of dept reduction
NET DEPARTMENT CHANGES		0.00	(6,400,000)	0	0	(6,400,000)	
DEPARTMENT CORE REQUEST							
	PD	0.00	0	0	0	0	
	Total	0.00	0	0	0	0	
GOVERNOR'S ADDITIONAL CORE ADJUSTMENTS							
Core Reduction	[#154] PD	0.00	6,400,000	0	0	6,400,000	Dept: Reduction of core port CI appropriation authority in HB 4 - Gov: Reversal of dept reduction
NET GOVERNOR CHANGES		0.00	6,400,000	0	0	6,400,000	
GOVERNOR'S RECOMMENDED CORE							
	PD	0.00	6,400,000	0	0	6,400,000	
	Total	0.00	6,400,000	0	0	6,400,000	

DECISION ITEM DETAIL

Budget Unit	FY 2019	FY 2019	FY 2020	FY 2020	FY 2021	FY 2021	FY 2021	FY 2021
Decision Item	ACTUAL	ACTUAL	BUDGET	BUDGET	DEPT REQ	DEPT REQ	GOV REC	GOV REC
Budget Object Class	DOLLAR	FTE	DOLLAR	FTE	DOLLAR	FTE	DOLLAR	FTE
PORT AUTH CAPITAL IMPROVEMT P								
CORE								
PROGRAM DISTRIBUTIONS	2,910,000	0.00	6,400,000	0.00	0	0.00	6,400,000	0.00
TOTAL - PD	2,910,000	0.00	6,400,000	0.00	0	0.00	6,400,000	0.00
GRAND TOTAL	\$2,910,000	0.00	\$6,400,000	0.00	\$0	0.00	\$6,400,000	0.00
GENERAL REVENUE	\$2,910,000	0.00	\$6,400,000	0.00	\$0	0.00	\$6,400,000	0.00
FEDERAL FUNDS	\$0	0.00	\$0	0.00	\$0	0.00	\$0	0.00
OTHER FUNDS	\$0	0.00	\$0	0.00	\$0	0.00	\$0	0.00

PROGRAM DESCRIPTION

Department of Transportation

HB Section(s): 04.535

Program Name: Port Authorities Capital Improvement

Program is found in the following core budget(s): Port Authorities Capital Improvement

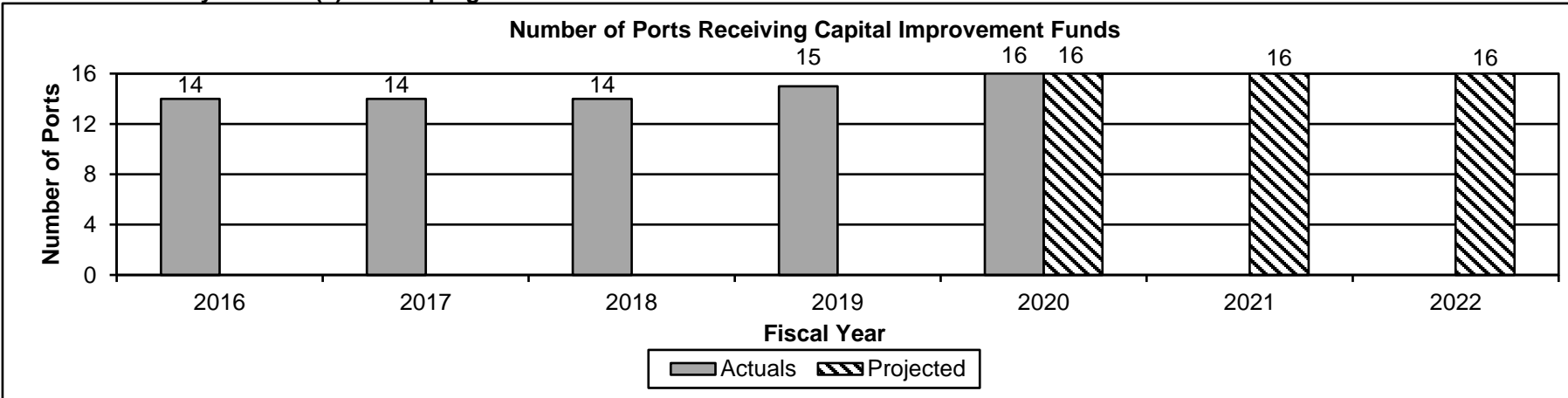
1a. What strategic priority does this program address?

Service - deliver transportation solutions of greater value and use resources wisely

1b. What does this program do?

Ports are the on/off ramps for commerce on the Missouri and Mississippi rivers. Public port authorities use these capital improvement funds to respond to existing or future business opportunities at the port and leverage with private and federal investment. These improvements increase commerce on Missouri's waterways, improve connections between transportation modes, and spur economic growth and jobs. Projects funded through this program include construction of docks, purchase of cranes, construction and rehabilitation of the port-owned rail facilities, and construction of fleeting facilities. Strategic investments made at the ports create new jobs at the port itself as well as help businesses located 150 miles or more away stay competitive in domestic and global markets. According to the 2017 Economic Impact Study for Missouri Ports, the public ports support 290,000 jobs and 34 percent of Missouri's economy resulting in \$2.4 billion in state and local tax revenue.

2a. Provide an activity measure(s) for the program.



The three-state port commission is not included in this measure because it is not eligible for capital improvement funding. The 2021 and 2022 projections are based on the ports currently eligible for capital improvement funding in fiscal year 2020.

PROGRAM DESCRIPTION

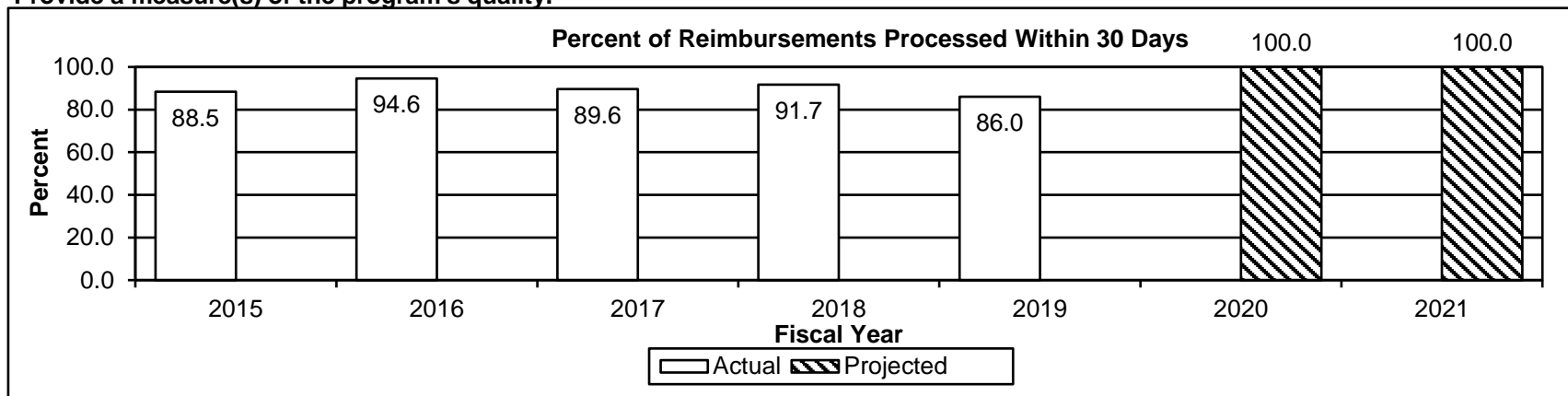
Department of Transportation

HB Section(s): 04.535

Program Name: Port Authorities Capital Improvement

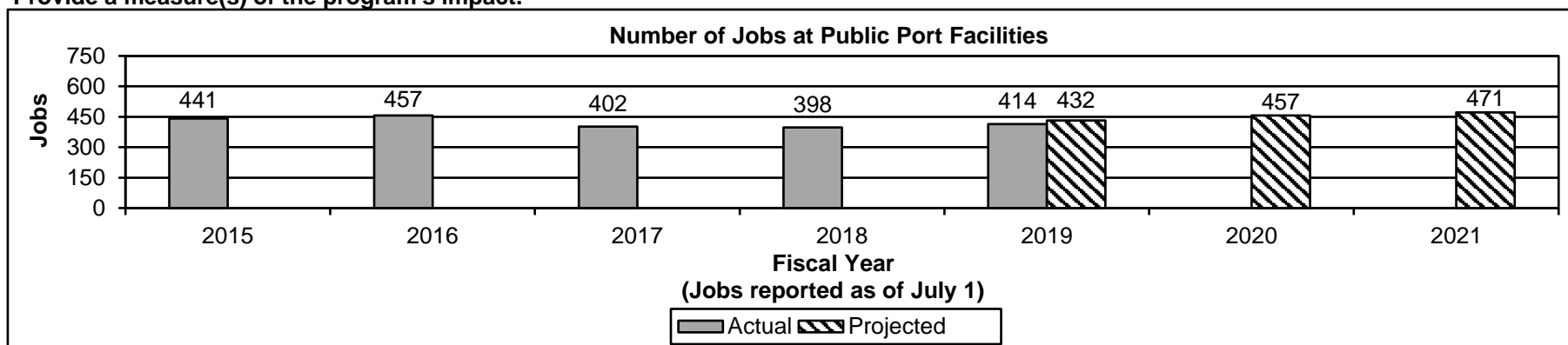
Program is found in the following core budget(s): Port Authorities Capital Improvement

2b. Provide a measure(s) of the program's quality.



The ports receive funding by submitting their expenses to MoDOT for reimbursement. The 2020 and 2021 projections were set at 100 percent due to recent processing enhancements.

2c. Provide a measure(s) of the program's impact.



The 2020 projection is based upon the number of jobs in 2016, which was prior to layoffs at the New Madrid and Pemiscot ports due to a regional downturn in the economy in southeastern Missouri. The 2021 projection is based upon the number of jobs anticipated if all projects at the ports are completed.

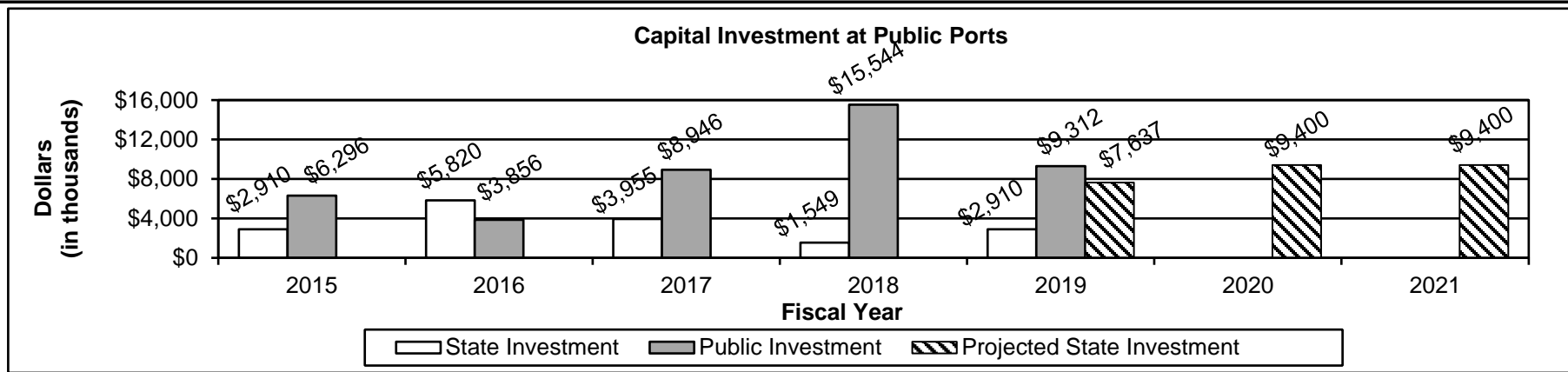
PROGRAM DESCRIPTION

Department of Transportation

HB Section(s): 04.535

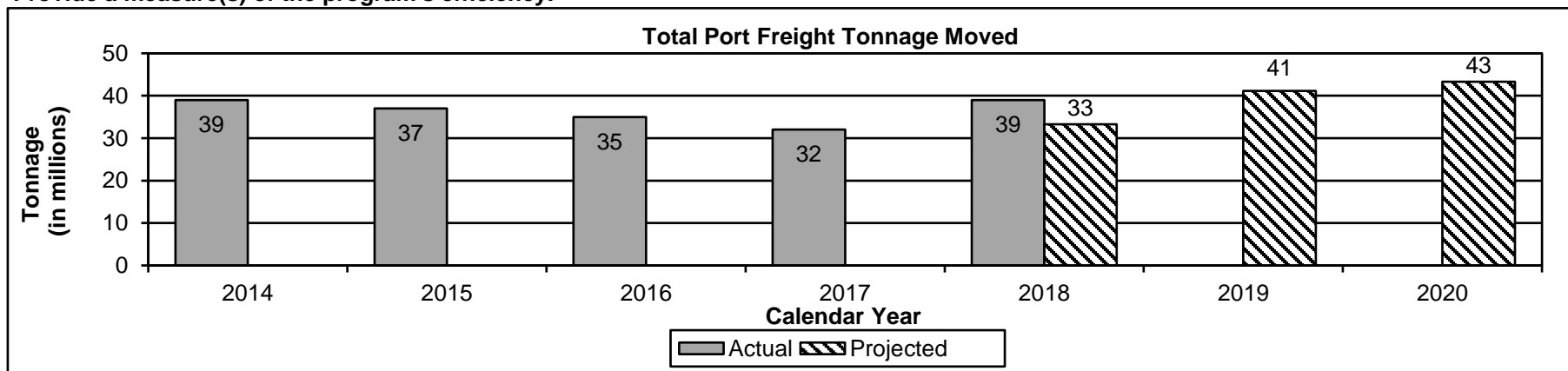
Program Name: Port Authorities Capital Improvement

Program is found in the following core budget(s): Port Authorities Capital Improvement



The 2020 and 2021 projections are for State investment only and are based on what was appropriated in the 2020 and 2021 request, respectively. The large public investment in 2018 was due to the construction of a new port and two ports investing in expansion of their facilities.

2d. Provide a measure(s) of the program's efficiency.



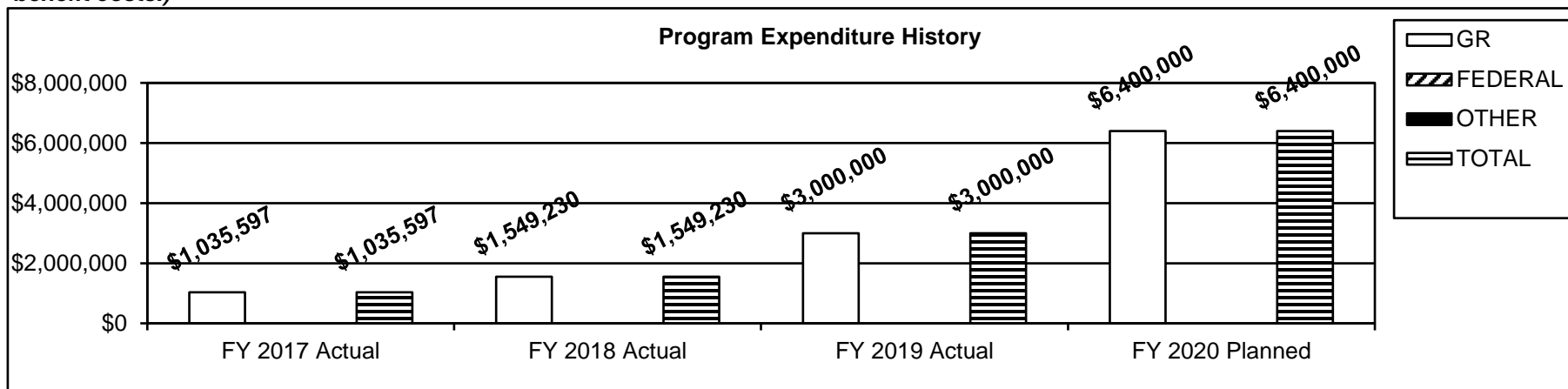
Each loaded barge can carry 1,500 tons of bulk products such as fertilizer, grain, aggregate, steel and timber on the rivers in lieu of 58 or more semi trucks on congested roadways. Missouri experienced an overall increase of 5.4 percent in waterborne freight movements from calendar year 2017 to 2018. The 2019 projection is based on a 5.4 percent increase over 2018 total tonnage moved. The 2020 projection is based on a 5.4 percent increase over the 2019 projection. Calendar year 2019 data was not available at the time of publication and will be released in April 2020.

PROGRAM DESCRIPTION

Department of Transportation
Program Name: Port Authorities Capital Improvement
Program is found in the following core budget(s): Port Authorities Capital Improvement

HB Section(s): 04.535

3. Provide actual expenditures for the prior three fiscal years and planned expenditures for the current fiscal year. (Note: Amounts do not include fringe benefit costs.)



4. What are the sources of the "Other " funds?

N/A

5. What is the authorization for this program, i.e., federal or state statute, etc.? (Include the federal program number, if applicable.)

Article IV, Section 30(c), MO Constitution, 68.035, 33.543, RSMo.

6. Are there federal matching requirements? If yes, please explain.

No

7. Is this a federally mandated program? If yes, please explain.

No

This page left blank intentionally.

NEW DECISION ITEM
RANK: _____ OF _____

Department of Transportation	Budget Unit: Multimodal Operations
Division: Multimodal Operations	
DI Name: Port Authority Capital Improvement Expansior DI# 1605019	HB Section: 4.535

1. AMOUNT OF REQUEST

	FY 2021 Budget Request			
	GR	Federal	Other	Total
PS	\$0	\$0	\$0	\$0
EE	\$0	\$0	\$0	\$0
PSD	\$0	\$0	\$0	\$0
TRF	\$0	\$0	\$0	\$0
Total	\$0	\$0	\$0	\$0

FTE **0.00** **0.00** **0.00** **0.00**

HB 4	\$0	\$0	\$0	\$0
HB 5	\$0	\$0	\$0	\$0

Note: Fringes budgeted in House Bill 5 except for certain fringes budgeted directly to MoDOT, Highway Patrol, and Conservation.

Other Funds:

	FY 2021 Governor's Recommendation			
	GR	Federal	Other	Total
PS	\$0	\$0	\$0	\$0
EE	\$0	\$0	\$0	\$0
PSD	\$3,734,109	\$0	\$0	\$3,734,109
TRF	\$0	\$0	\$0	\$0
Total	\$3,734,109	\$0	\$0	\$3,734,109

FTE **0.00** **0.00** **0.00** **0.00**

HB 4	\$0	\$0	\$0	\$0
HB 5	\$0	\$0	\$0	\$0

Note: Fringes budgeted in House Bill 5 except for certain fringes budgeted directly to MoDOT, Highway Patrol, and Conservation.

Other Funds:

2. THIS REQUEST CAN BE CATEGORIZED AS:

<input type="checkbox"/> New Legislation	<input type="checkbox"/> New Program	<input type="checkbox"/> Fund Switch
<input type="checkbox"/> Federal Mandate	<input checked="" type="checkbox"/> Program Expansion	<input type="checkbox"/> Cost to Continue
<input type="checkbox"/> GR Pick-Up	<input type="checkbox"/> Space Request	<input type="checkbox"/> Equipment Replacement
<input type="checkbox"/> Pay Plan	<input type="checkbox"/> Other: _____	

3. WHY IS THIS FUNDING NEEDED? PROVIDE AN EXPLANATION FOR ITEMS CHECKED IN #2. INCLUDE THE FEDERAL OR STATE STATUTORY OR

Article IV, Section 30(c), MO Constitution and Sections 33.543 and 68.035 RSMo provide authorization for MoDOT to administer any general revenue appropriated by the legislature for the public port capital improvements program (PPCIP). Ports are the on/off ramps for commerce on the Missouri and Mississippi rivers. Public port authorities use PPCIP to respond to existing or future business needs at the port and leverage with private and federal investment. These improvements increase commerce on Missouri's waterways, improve connections between transportation modes, and spur economic growth and jobs. Projects funded through this program include construction of docks, purchase of cranes, construction and rehabilitation of the port-owned rail facilities, and construction of fleeting facilities. Strategic investments made at the ports create new jobs at the port itself as well as help businesses located 150 miles or more away stay competitive in domestic and global markets. According to the 2017 Economic Impact Study for Missouri Ports, the public ports support 290,000 jobs and 34 percent of Missouri's economy resulting in \$2.4 billion in state and local tax revenue.

The Governor's Recommendation is more than the department's request due to including additional funding in House Bill 4 instead of in the Capital Improvement Bill as requested by the department?

NEW DECISION ITEM
RANK: _____ OF _____

Department of Transportation	Budget Unit: <u>Multimodal Operations</u>
Division: <u>Multimodal Operations</u>	
DI Name: <u>Port Authority Capital Improvement Expansior DI# 1605019</u>	HB Section: <u>4.535</u>

4. DESCRIBE THE DETAILED ASSUMPTIONS USED TO DERIVE THE SPECIFIC REQUESTED AMOUNT. (How did you determine that the requested number of FTE were appropriate? From what source or standard did you derive the requested levels of funding? Were alternatives such as outsourcing or automation considered? If based on new legislation, does request tie to TAFP fiscal note? If not, explain why. Detail which portions of the request are one-times and how those amounts were calculated.)

The funding level for the PPCIP is based on collaboration with the Missouri Port Authority Association (MPAA) balancing unfunded needs and available local match. MPAA maintains an unfunded needs project list of approximately \$100 million annually that is incorporated into MODOT's State Transportation Improvement Plan (STIP). Each summer MoDOT and MPAA meet to discuss any emerging needs, continuing needs, and project phasing. A list of prioritized needs is developed and the PPCIP funding request is determined.

5. BREAK DOWN THE REQUEST BY BUDGET OBJECT CLASS, JOB CLASS, AND FUND SOURCE. IDENTIFY ONE-TIME COSTS.

Budget Object Class/Job Class	Dept Req GR DOLLARS	Dept Req GR FTE	Dept Req FED DOLLARS	Dept Req FED FTE	Dept Req OTHER DOLLARS	Dept Req OTHER FTE	Dept Req TOTAL DOLLARS	Dept Req TOTAL FTE	Dept Req One-Time DOLLARS
Total PS	<u>\$0</u>	<u>0.0</u>	<u>\$0</u>	<u>0.0</u>	<u>\$0</u>	<u>0.0</u>	<u>\$0</u>	<u>0.0</u>	<u>\$0</u>
Total EE	<u>\$0</u>		<u>\$0</u>		<u>\$0</u>		<u>\$0</u>		<u>\$0</u>
Program Distributions (800)	<u>\$0</u>						<u>\$0</u>		
Total PSD	<u>\$0</u>		<u>\$0</u>		<u>\$0</u>		<u>\$0</u>		<u>\$0</u>
Total TRF	<u>\$0</u>		<u>\$0</u>		<u>\$0</u>		<u>\$0</u>		<u>\$0</u>
Grand Total	<u><u>\$0</u></u>	<u><u>0.0</u></u>	<u><u>\$0</u></u>	<u><u>0.0</u></u>	<u><u>\$0</u></u>	<u><u>0.0</u></u>	<u><u>\$0</u></u>	<u><u>0.0</u></u>	<u><u>\$0</u></u>

NEW DECISION ITEM
RANK: _____ OF _____

Department of Transportation	Budget Unit: Multimodal Operations
Division: Multimodal Operations	
DI Name: Port Authority Capital Improvement Expansion DI# 1605019	HB Section: 4.535

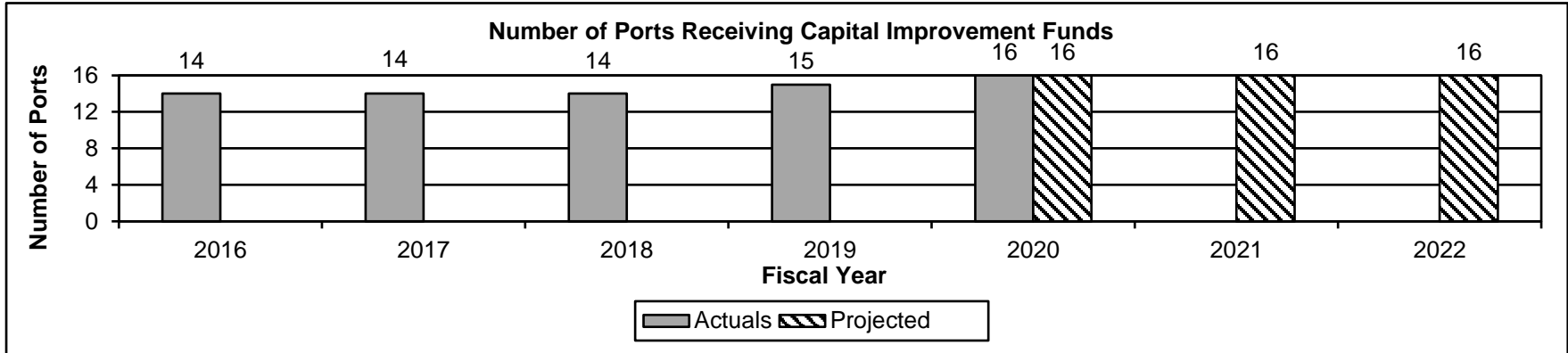
Budget Object Class/Job Class	Gov Rec GR DOLLARS	Gov Rec GR FTE	Gov Rec FED DOLLARS	Gov Rec FED FTE	Gov Rec OTHER DOLLARS	Gov Rec OTHER FTE	Gov Rec TOTAL DOLLARS	Gov Rec TOTAL FTE	Gov Rec One-Time DOLLARS
Total PS	\$0	0.0	\$0	0.0	\$0	0.0	\$0	0.0	\$0
Total EE	\$0		\$0		\$0		\$0		\$0
Program Distributions (800)	\$3,734,109						\$3,734,109		
Total PSD	\$3,734,109		\$0		\$0		\$3,734,109		\$0
Total TRF	\$0		\$0		\$0		\$0		\$0
Grand Total	\$3,734,109	0.0	\$0	0.0	\$0	0.0	\$3,734,109	0.0	\$0

NEW DECISION ITEM
RANK: _____ OF _____

Department of Transportation	Budget Unit: <u>Multimodal Operations</u>
Division: <u>Multimodal Operations</u>	
DI Name: <u>Port Authority Capital Improvement Expansior DI# 1605019</u>	HB Section: <u>4.535</u>

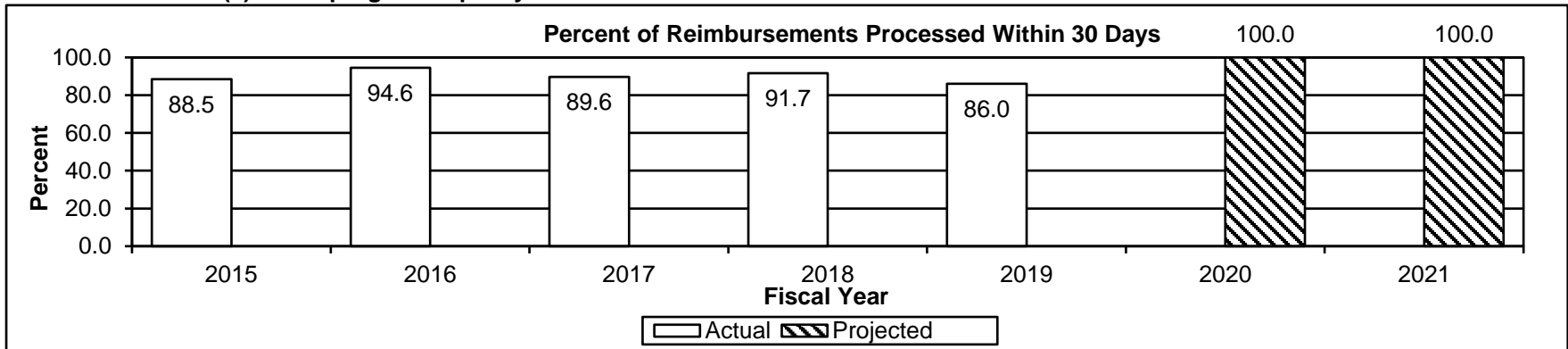
6. PERFORMANCE MEASURES (If new decision item has an associated core, separately identify projected performance with & without additional

6a. Provide an activity measure(s) for the program.



The three-state port commission is not included in this measure because it is not eligible for capital improvement funding. The 2021 and 2022 projections are based on the ports currently eligible for capital improvement funding in fiscal year 2020.

6b. Provide a measure(s) of the program's quality.

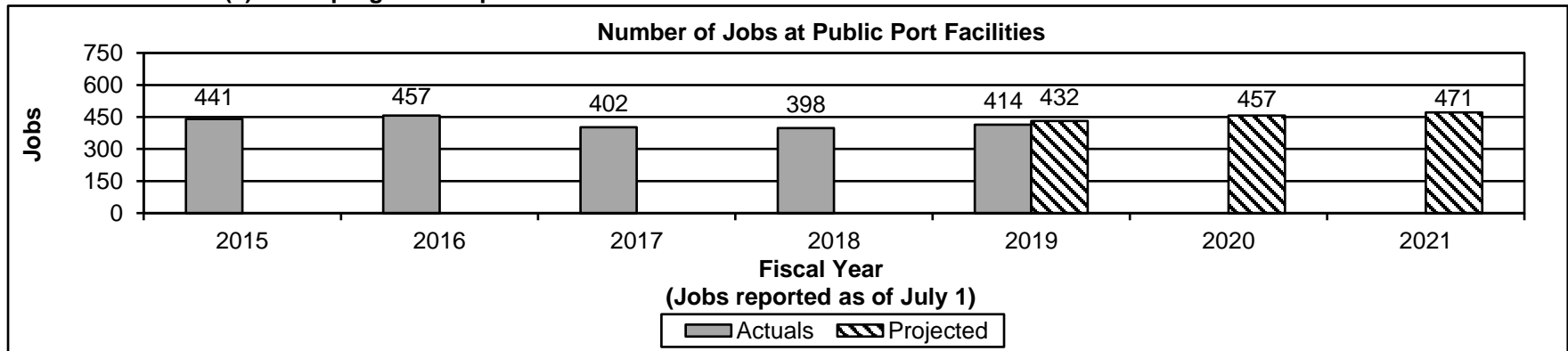


The ports receive funding by submitting their expenses to MoDOT for reimbursement. The 2020 and 2021 projections were set at 100 percent due to recent processing enhancements.

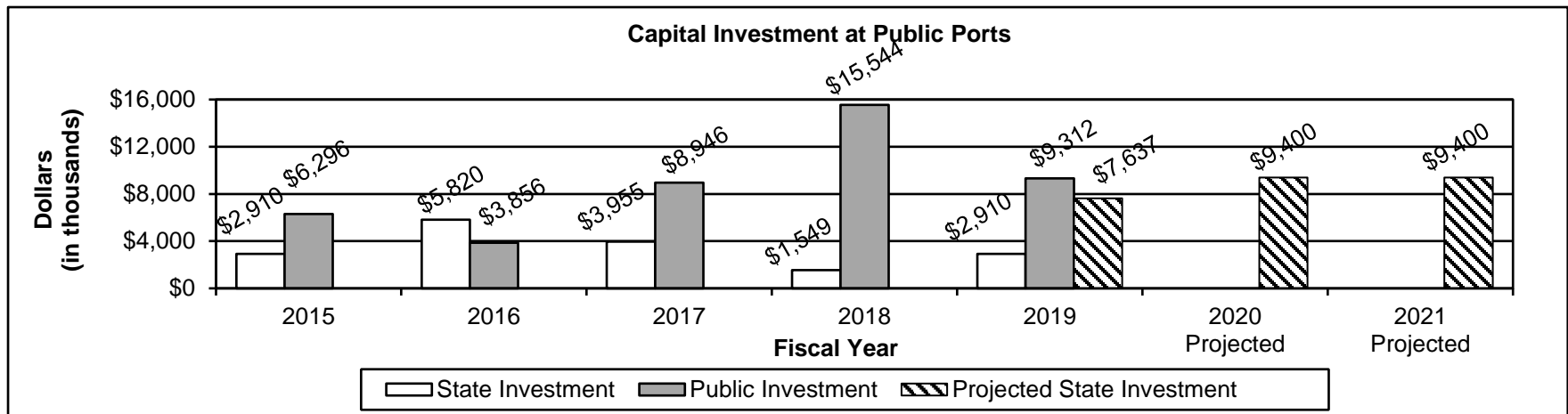
NEW DECISION ITEM
 RANK: _____ OF _____

Department of Transportation	Budget Unit: Multimodal Operations
Division: Multimodal Operations	
DI Name: Port Authority Capital Improvement Expansior DI# 1605019	HB Section: 4.535

6c. Provide a measure(s) of the program's impact.



The 2020 projection is based upon the number of jobs in 2016, which was prior to layoffs at the New Madrid and Pemiscot ports due to a regional downturn in the economy in southeastern Missouri. The 2021 projection is based upon the number of jobs anticipated if all projects at the ports are completed.

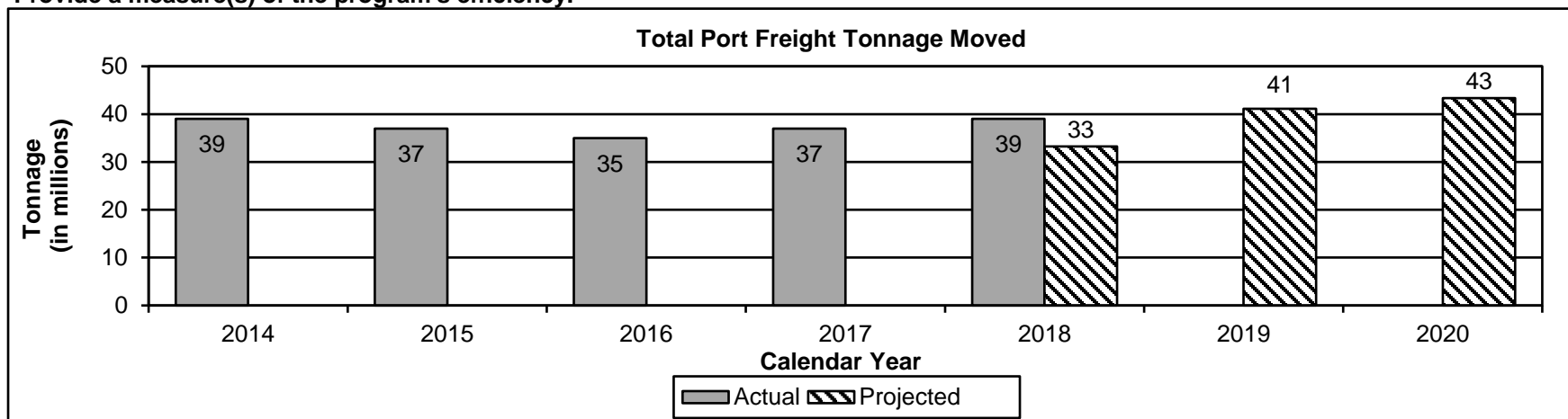


The 2020 and 2021 projections are for State investment only and are based on what was appropriated in the 2020 and 2021 request, respectively. The large public investment in 2018 was due to the construction of a new port and two ports investing in expansion of their facilities.

NEW DECISION ITEM
RANK: _____ OF _____

Department of Transportation	Budget Unit: <u>Multimodal Operations</u>
Division: <u>Multimodal Operations</u>	
DI Name: <u>Port Authority Capital Improvement Expansion DI# 1605019</u>	HB Section: <u>4.535</u>

6d. Provide a measure(s) of the program's efficiency.



Each loaded barge can carry 1,500 tons of bulk products such as fertilizer, grain, aggregate, steel and timber on the rivers in lieu of 58 or more semi trucks on congested roadways. Missouri experienced an overall increase of 5.4 percent in waterborne freight movements from calendar year 2017 to 2018. The 2019 projection is based on a 5.4 percent increase over 2018 total tonnage moved. The 2020 projection is based on a 5.4 percent increase over the 2019 projection. Calendar year 2018 data was not available at the time of publication and will be released in April 2020.

NEW DECISION ITEM

RANK: _____ OF _____

Department of Transportation	Budget Unit: Multimodal Operations
Division: Multimodal Operations	
DI Name: Port Authority Capital Improvement Expansion DI# 1605019	HB Section: 4.535

7. STRATEGIES TO ACHIEVE THE PERFORMANCE MEASUREMENT TARGETS:

Provide capital assistance to port authorities across the state to advance economic development.

DECISION ITEM DETAIL

Budget Unit	FY 2019	FY 2019	FY 2020	FY 2020	FY 2021	FY 2021	FY 2021	FY 2021
Decision Item	ACTUAL	ACTUAL	BUDGET	BUDGET	DEPT REQ	DEPT REQ	GOV REC	GOV REC
Budget Object Class	DOLLAR	FTE	DOLLAR	FTE	DOLLAR	FTE	DOLLAR	FTE
PORT AUTH CAPITAL IMPROVEMT P								
Port Authority Improvements - 1605019								
PROGRAM DISTRIBUTIONS	0	0.00	0	0.00	0	0.00	3,734,109	0.00
TOTAL - PD	0	0.00	0	0.00	0	0.00	3,734,109	0.00
GRAND TOTAL	\$0	0.00	\$0	0.00	\$0	0.00	\$3,734,109	0.00
GENERAL REVENUE	\$0	0.00	\$0	0.00	\$0	0.00	\$3,734,109	0.00
FEDERAL FUNDS	\$0	0.00	\$0	0.00	\$0	0.00	\$0	0.00
OTHER FUNDS	\$0	0.00	\$0	0.00	\$0	0.00	\$0	0.00

DECISION ITEM SUMMARY

Budget Unit								
Decision Item	FY 2019	FY 2019	FY 2020	FY 2020	FY 2021	FY 2021	FY 2021	FY 2021
Budget Object Summary	ACTUAL	ACTUAL	BUDGET	BUDGET	DEPT REQ	DEPT REQ	GOV REC	GOV REC
Fund	DOLLAR	FTE	DOLLAR	FTE	DOLLAR	FTE	DOLLAR	FTE
FED RAIL, PORT & FREIGHT ASST								
CORE								
PROGRAM-SPECIFIC								
MULTIMODAL OPERATIONS FEDERAL	12,399,012	0.00	26,000,000	0.00	26,000,000	0.00	26,000,000	0.00
TOTAL - PD	12,399,012	0.00	26,000,000	0.00	26,000,000	0.00	26,000,000	0.00
TOTAL	12,399,012	0.00	26,000,000	0.00	26,000,000	0.00	26,000,000	0.00
GRAND TOTAL	\$12,399,012	0.00	\$26,000,000	0.00	\$26,000,000	0.00	\$26,000,000	0.00

CORE DECISION ITEM

Department of Transportation	Budget Unit: <u>Multimodal Operations</u>
Division: Multimodal Operations	
Core: Federal Rail, Port and Freight Assistance	HB Section: <u>4.540</u>

1. CORE FINANCIAL SUMMARY

	FY 2021 Budget Request					FY 2021 Governor's Recommendation			
	GR	Federal	Other	Total		GR	Federal	Other	Total
PS	\$0	\$0	\$0	\$0	PS	\$0	\$0	\$0	\$0
EE	\$0	\$0	\$0	\$0	EE	\$0	\$0	\$0	\$0
PSD	\$0	\$26,000,000	\$0	\$26,000,000	PSD	\$0	\$26,000,000	\$0	\$26,000,000
TRF	\$0	\$0	\$0	\$0	TRF	\$0	\$0	\$0	\$0
Total	\$0	\$26,000,000	\$0	\$26,000,000	Total	\$0	\$26,000,000	\$0	\$26,000,000
FTE	0.00	0.00	0.00	0.00	FTE	0.00	0.00	0.00	0.00

HB 4	\$0	\$0	\$0	\$0
HB 5	\$0	\$0	\$0	\$0

HB 4	\$0	\$0	\$0	\$0
HB 5	\$0	\$0	\$0	\$0

Note: Fringes budgeted in House Bill 5 except for certain fringes budgeted directly to MoDOT, Highway Patrol, and Conservation.

Note: Fringes budgeted in House Bill 5 except for certain fringes budgeted directly to MoDOT, Highway Patrol, and Conservation.

Other Funds:

Other Funds:

Notes:

Notes:

2. CORE DESCRIPTION

The appropriation provides MoDOT authority to spend funds received from federal grants associated with rail, port and freight improvements. MoDOT has applied for the United States Department of Transportation Consolidated Rail Infrastructure and Safety Improvement Program grant in the amount of \$2.6 million. This grant will be awarded in 2020, and, if awarded to MoDOT, will be used for the Rail Corridor Consolidation and At-Grade Crossing Safety Improvement Project. Projects include construction to eliminate the need for five public railroad crossings and to provide a variety of safety enhancements at nine other crossings. This appropriation has been used for projects like Positive Train Control and rail safety improvement grants. This appropriation will be needed as a placeholder for any future discretionary grants that MoDOT applies for associated with rail, port and freight improvements.

The Governor's Recommendation is the same as the department's request.

3. PROGRAM LISTING (list programs included in this core funding)

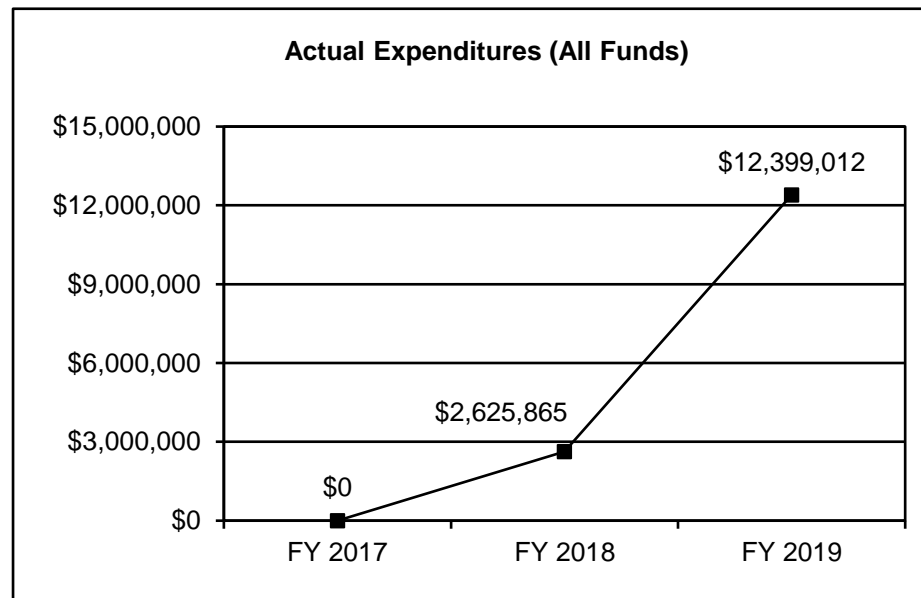
Missouri has 16 port authorities and one three-state port commission and there are approximately 4,800 miles of main rail track, 2,500 miles of yard rail track and about 7,000 public and private crossings.

CORE DECISION ITEM

Department of Transportation	Budget Unit: Multimodal Operations
Division: Multimodal Operations	
Core: Federal Rail, Port and Freight Assistance	HB Section: 4.540

4. FINANCIAL HISTORY

	FY 2017 Actual	FY 2018 Actual	FY 2019 Actual	FY 2020 Current Yr.
Appropriation (All Funds)	\$3,000,000	\$26,000,000	\$26,000,000	\$26,000,000
Less Reverted (All Funds)	\$0	\$0	\$0	N/A
Less Restricted (All Funds)*	\$0	\$0	\$0	N/A
Budget Authority (All Funds)	\$3,000,000	\$26,000,000	\$26,000,000	N/A
Actual Expenditures (All Funds)	\$0	\$2,625,865	\$12,399,012	N/A
Unexpended (All Funds)	\$3,000,000	\$23,374,135	\$13,600,988	N/A
Unexpended, by Fund:				
General Revenue	\$0	\$0	\$0	N/A
Federal	\$3,000,000	\$23,374,135	\$13,600,988	N/A
Other	\$0	\$0	\$0	N/A
	(1)	(2)		



*Restricted amount is N/A

Reverted includes the statutory three percent reserve amount (when applicable).

Restricted includes any Governor's Expenditure Restrictions which remained at the end of the fiscal year (when applicable).

NOTES:

(1) Missouri has not received federal awards for Rail, Ports or Freight Assistance in this year.

(2) In addition to actual expenditures in fiscal year 2018, the unexpended balance of the appropriation includes \$374,135 of committed budget authority in the form of purchase orders for projects that started in fiscal year 2018, but did not pay out until fiscal year 2019.

CORE RECONCILIATION

STATE
FED RAIL, PORT & FREIGHT ASST

5. CORE RECONCILIATION

	Budget Class	FTE	GR	Federal	Other	Total	Explanation
TAFP AFTER VETOES							
	PD	0.00	0	26,000,000	0	26,000,000	
	Total	0.00	0	26,000,000	0	26,000,000	
DEPARTMENT CORE REQUEST							
	PD	0.00	0	26,000,000	0	26,000,000	
	Total	0.00	0	26,000,000	0	26,000,000	
GOVERNOR'S RECOMMENDED CORE							
	PD	0.00	0	26,000,000	0	26,000,000	
	Total	0.00	0	26,000,000	0	26,000,000	

DECISION ITEM DETAIL

Budget Unit	FY 2019	FY 2019	FY 2020	FY 2020	FY 2021	FY 2021	FY 2021	FY 2021
Decision Item	ACTUAL	ACTUAL	BUDGET	BUDGET	DEPT REQ	DEPT REQ	GOV REC	GOV REC
Budget Object Class	DOLLAR	FTE	DOLLAR	FTE	DOLLAR	FTE	DOLLAR	FTE
FED RAIL, PORT & FREIGHT ASST								
CORE								
PROGRAM DISTRIBUTIONS	12,399,012	0.00	26,000,000	0.00	26,000,000	0.00	26,000,000	0.00
TOTAL - PD	12,399,012	0.00	26,000,000	0.00	26,000,000	0.00	26,000,000	0.00
GRAND TOTAL	\$12,399,012	0.00	\$26,000,000	0.00	\$26,000,000	0.00	\$26,000,000	0.00
GENERAL REVENUE	\$0	0.00	\$0	0.00	\$0	0.00	\$0	0.00
FEDERAL FUNDS	\$12,399,012	0.00	\$26,000,000	0.00	\$26,000,000	0.00	\$26,000,000	0.00
OTHER FUNDS	\$0	0.00	\$0	0.00	\$0	0.00	\$0	0.00

PROGRAM DESCRIPTION

Department of Transportation

HB Section(s): 4.540

Program Name: Federal Rail, Port and Freight Assistance

Program is found in the following core budget(s): Federal Rail, Port and Freight Assistance

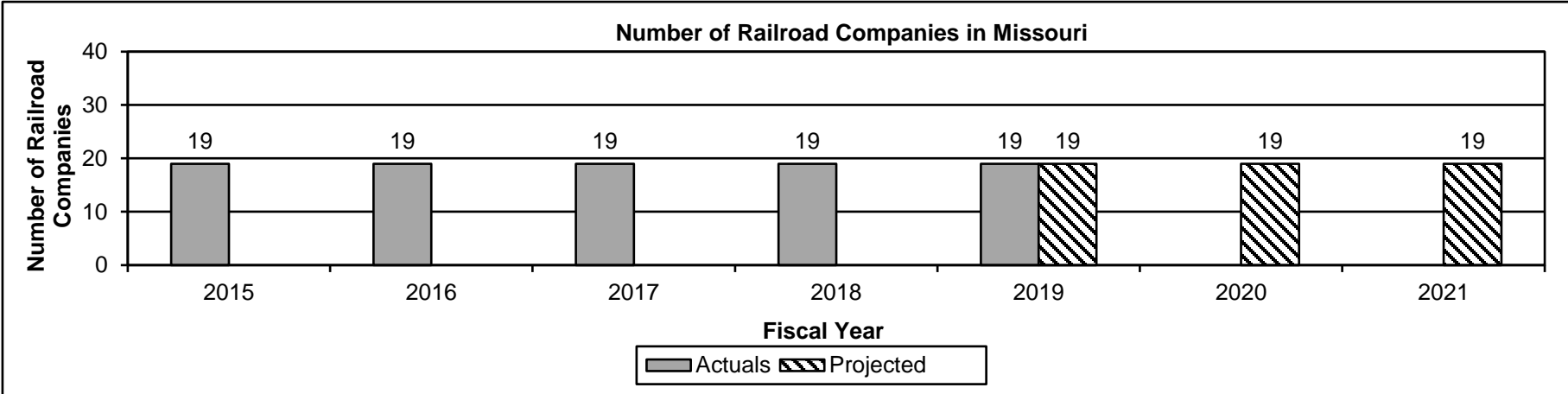
1a. What strategic priority does this program address?

- Safety - keep citizens and employees safe
- Service - deliver transportation solutions of great value and use resources wisely

1b. What does this program do?

The appropriation provides MoDOT authority to spend funds received from federal grants associated with rail, port and freight improvements. MoDOT has applied for the United States Department of Transportation Consolidated Rail Infrastructure and Safety Improvement Program grant in the amount of \$2.6 million. This grant will be awarded in 2020, and, if awarded to MoDOT, will be used for the Rail Corridor Consolidation and At-Grade Crossing Safety Improvement Project. Projects include construction to eliminate the need for five public railroad crossings and to provide a variety of safety enhancements at nine other crossings. This appropriation has been used for projects like Positive Train Control and rail safety improvement grants. This appropriation will be needed as a placeholder for any future discretionary grants that MoDOT applies for associated with rail, port and freight improvements.

2a. Provide an activity measure(s) for the program.



The 2020 and 2021 projections are based upon the number of railroad companies in Missouri in 2019.

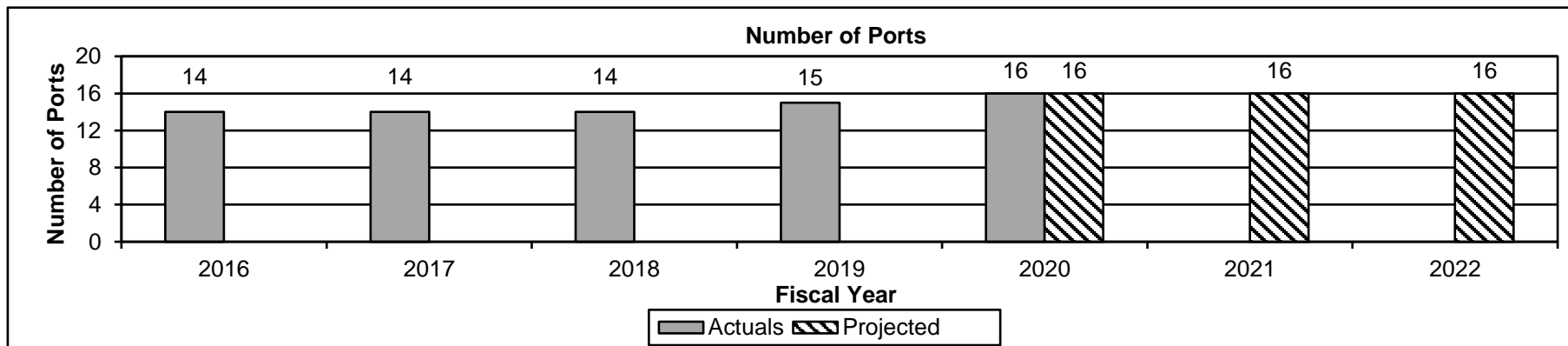
PROGRAM DESCRIPTION

Department of Transportation

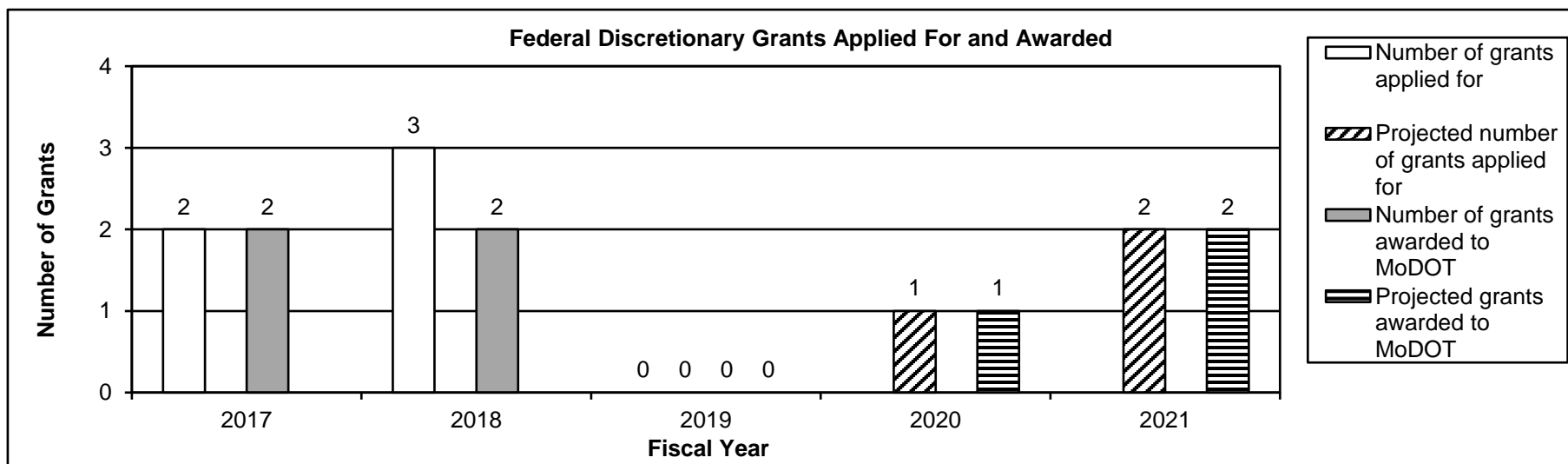
HB Section(s): 4.540

Program Name: Federal Rail, Port and Freight Assistance

Program is found in the following core budget(s): Federal Rail, Port and Freight Assistance



The three-state port commission is not included in this measure because it is not eligible for capital improvement funding. The 2021 and 2022 projections are based on the ports currently eligible for capital improvement funding in fiscal year 2020.



In 2018, MoDOT applied for three grants and only two were awarded. The 2020 projection is one since MoDOT has applied for one grant that may be received in 2020. The 2021 projection is based on anticipated frequency of grant availability.

PROGRAM DESCRIPTION

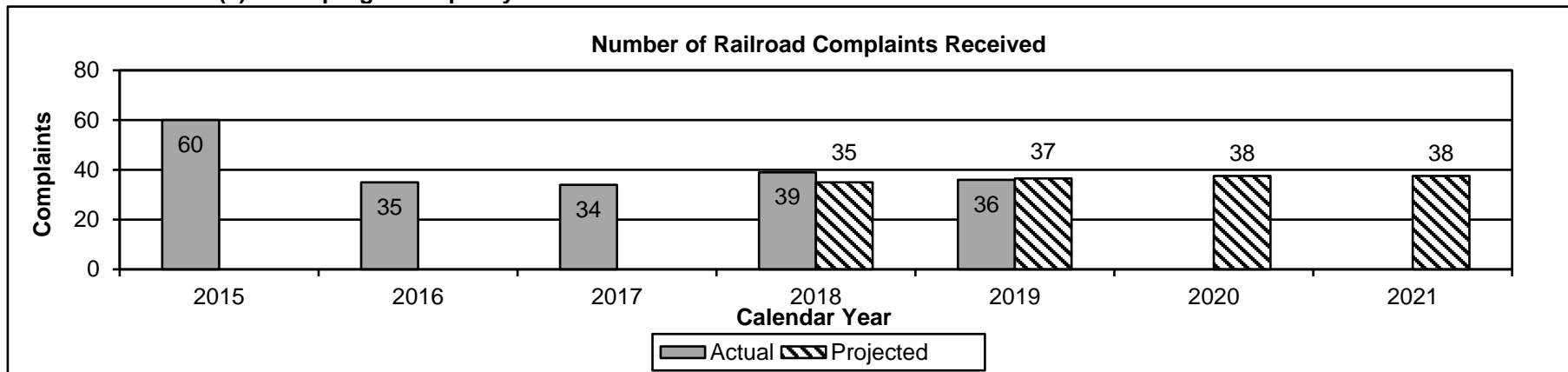
Department of Transportation

HB Section(s): 4.540

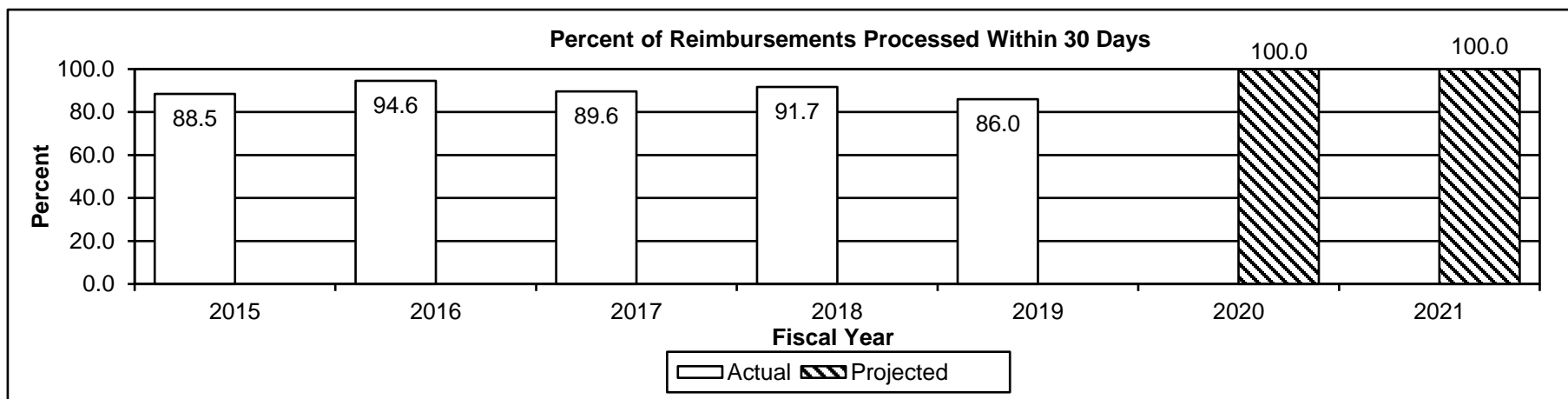
Program Name: Federal Rail, Port and Freight Assistance

Program is found in the following core budget(s): Federal Rail, Port and Freight Assistance

2b. Provide a measure(s) of the program's quality.



Complaints are received from the public or MoDOT personnel. The most common are rough crossings, sight obstructions, signal failure and walkway issues. The 2020 and 2021 projections are based on the average of the past two years of data.



The ports receive funding by submitting their expenses to MoDOT for reimbursement. The 2020 and 2021 projections were set at 100 percent due to recent processing enhancements.

PROGRAM DESCRIPTION

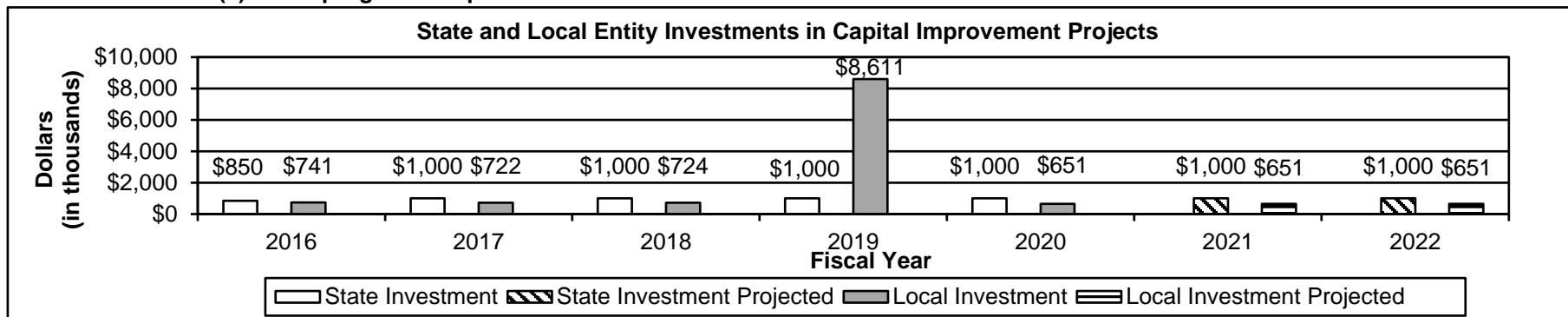
Department of Transportation

HB Section(s): 4.540

Program Name: Federal Rail, Port and Freight Assistance

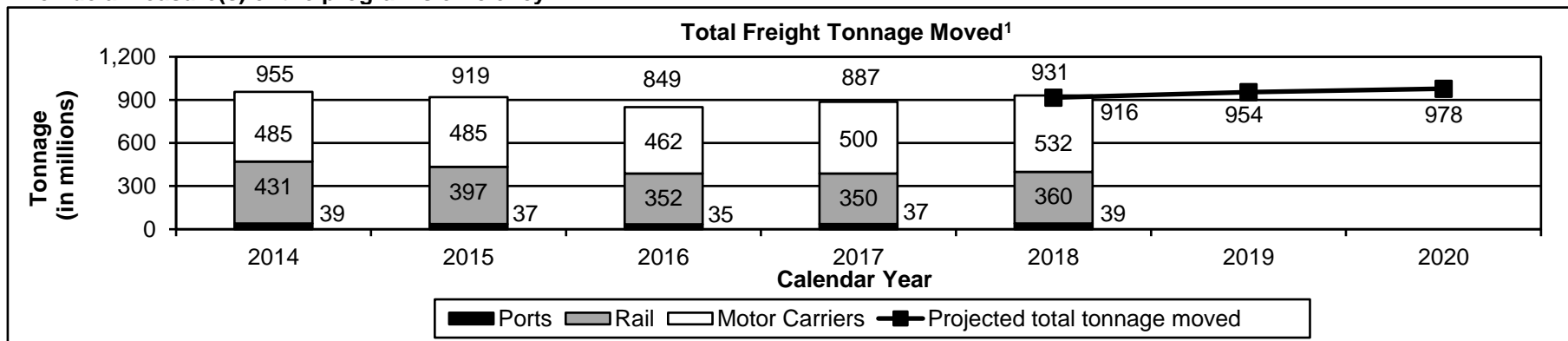
Program is found in the following core budget(s): Federal Rail, Port and Freight Assistance

2c. Provide a measure(s) of the program's impact.



A large portion of the local matching funds in fiscal year 2019 is from the Sedalia Rail project. This program only provided a small portion of the Sedalia Rail project's construction costs. Local entities are required to provide 20 percent matching funds to be eligible for funding through this program. In all years, local matching funds have well exceeded the minimum matching requirements. The 2021 and 2022 projections are based upon the level of state and local investment in 2020.

2d. Provide a measure(s) of the program's efficiency.



¹ Includes Aviation tonnage; however, it is a minimal amount of 300 tons or less.

Each loaded barge can carry 1,500 tons of bulk products such as fertilizer, grain, aggregate, steel and timber on the rivers in lieu of 58 or more semi trucks on congested roadways. Missouri experienced an overall increase of 5.0 percent in freight movements from calendar year 2017 to 2018. However, due to recent flooding, the expected growth is estimated to be 2.5 percent for 2019. The 2020 projection is based on a 2.5 percent increase over the 2019 projection. Calendar year 2019 data was not available at the time of publication and will be released in April 2020.

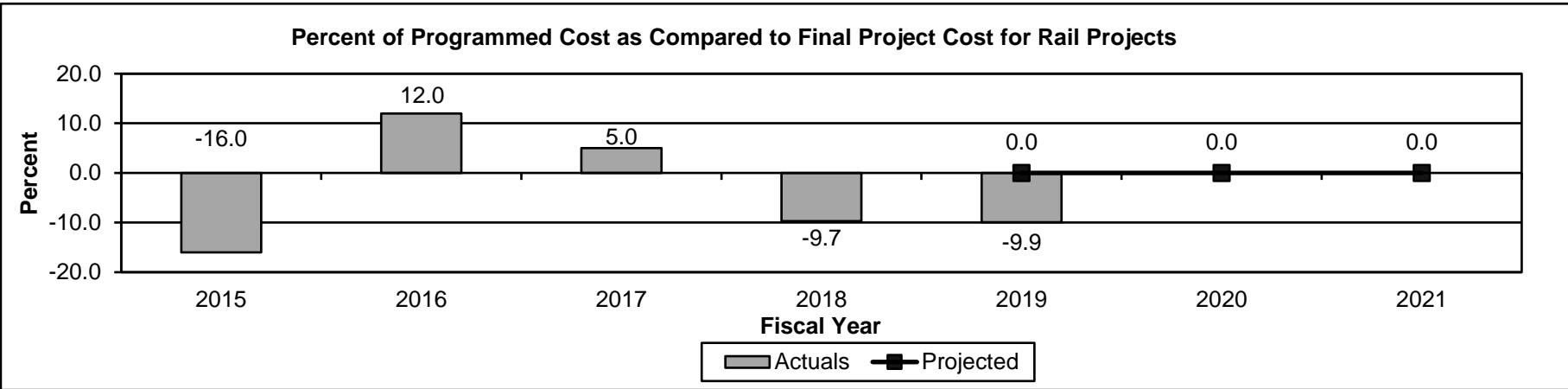
PROGRAM DESCRIPTION

Department of Transportation

HB Section(s): 4.540

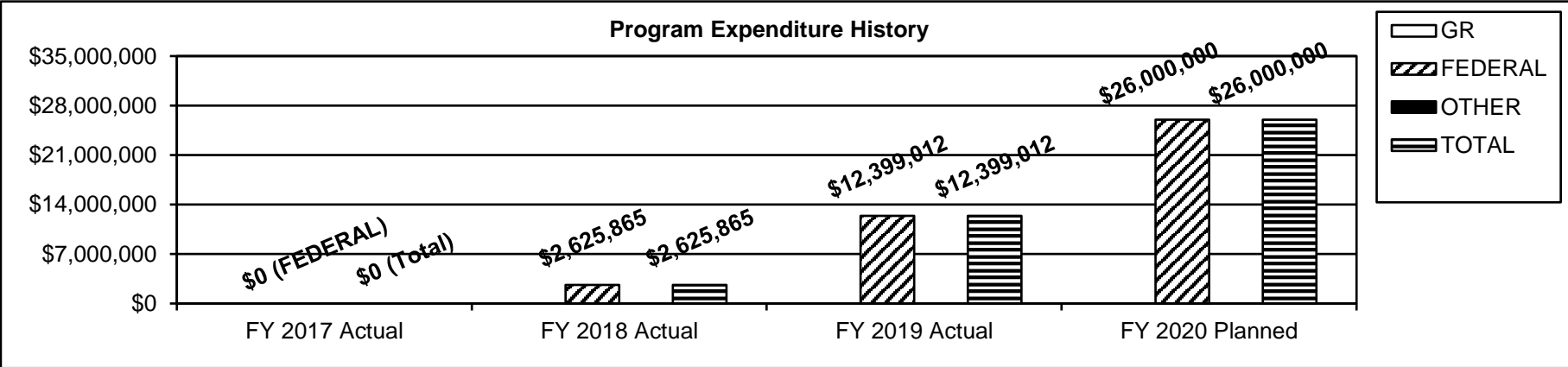
Program Name: Federal Rail, Port and Freight Assistance

Program is found in the following core budget(s): Federal Rail, Port and Freight Assistance



Rail projects are programmed, or budgeted, in the department's Statewide Transportation Improvement Program (STIP). Once a project is awarded and work begins, final project costs can change from the original programmed cost in the STIP. Rail project cost changes are usually caused by final quantity adjustments, federal inspections, subgrade issues or other additional construction phase service costs.

3. Provide actual expenditures for the prior three fiscal years and planned expenditures for the current fiscal year. (Note: Amounts do not include fringe benefit costs.)



PROGRAM DESCRIPTION

Department of Transportation

HB Section(s): 4.540

Program Name: Federal Rail, Port and Freight Assistance

Program is found in the following core budget(s): Federal Rail, Port and Freight Assistance

4. What are the sources of the "Other " funds?

N/A

5. What is the authorization for this program, i.e., federal or state statute, etc.? (Include the federal program number, if applicable.)

Discretionary grants are currently requested under the Fixing America's Surface Transportation (FAST) Act (Public Law 114-94 FAST Act of 2015).

6. Are there federal matching requirements? If yes, please explain.

Yes, the required local fund match is typically 20 percent.

7. Is this a federally mandated program? If yes, please explain.

No

This page left blank intentionally.

DECISION ITEM SUMMARY

Budget Unit								
Decision Item	FY 2019	FY 2019	FY 2020	FY 2020	FY 2021	FY 2021	FY 2021	FY 2021
Budget Object Summary	ACTUAL	ACTUAL	BUDGET	BUDGET	DEPT REQ	DEPT REQ	GOV REC	GOV REC
Fund	DOLLAR	FTE	DOLLAR	FTE	DOLLAR	FTE	DOLLAR	FTE
FREIGHT ENHANCEMENT FUNDS								
CORE								
PROGRAM-SPECIFIC								
STATE TRANSPORTATION FUND	964,519	0.00	1,000,000	0.00	1,000,000	0.00	1,000,000	0.00
TOTAL - PD	964,519	0.00	1,000,000	0.00	1,000,000	0.00	1,000,000	0.00
TOTAL	964,519	0.00	1,000,000	0.00	1,000,000	0.00	1,000,000	0.00
GRAND TOTAL	\$964,519	0.00	\$1,000,000	0.00	\$1,000,000	0.00	\$1,000,000	0.00

CORE DECISION ITEM

Department of Transportation					Budget Unit: <u>Multimodal Operations</u>				
Division: Multimodal Operations									
Core: Freight Enhancement Funds					HB Section: <u>4.545</u>				
1. CORE FINANCIAL SUMMARY									
FY 2021 Budget Request					FY 2021 Governor's Recommendation				
	GR	Federal	Other	Total		GR	Federal	Other	Total
PS	\$0	\$0	\$0	\$0	PS	\$0	\$0	\$0	\$0
EE	\$0	\$0	\$0	\$0	EE	\$0	\$0	\$0	\$0
PSD	\$0	\$0	\$1,000,000	\$1,000,000	PSD	\$0	\$0	\$1,000,000	\$1,000,000
TRF	\$0	\$0	\$0	\$0	TRF	\$0	\$0	\$0	\$0
Total	\$0	\$0	\$1,000,000	\$1,000,000	Total	\$0	\$0	\$1,000,000	\$1,000,000
FTE	0.00	0.00	0.00	0.00	FTE	0.00	0.00	0.00	0.00
HB 4	\$0	\$0	\$0	\$0	HB 4	\$0	\$0	\$0	\$0
HB 5	\$0	\$0	\$0	\$0	HB 5	\$0	\$0	\$0	\$0
<i>Note: Fringes budgeted in House Bill 5 except for certain fringes budgeted directly to MoDOT, Highway Patrol, and Conservation.</i>					<i>Note: Fringes budgeted in House Bill 5 except for certain fringes budgeted directly to MoDOT, Highway Patrol, and Conservation.</i>				
Other Funds: State Transportation Fund (0675)					Other Funds: State Transportation Fund (0675)				
Notes:					Notes:				
2. CORE DESCRIPTION									
This appropriation establishes funding for non-highway freight-focused capital improvement projects to increase use of waterways, rail and air; remove modal bottlenecks; and improve connections between modes. The funding provides no more than 80 percent of the total cost of projects with local entities providing the remaining amount. Freight efficiency depends upon the connectivity, safety, reliability and condition of the transportation system. Maintaining low transportation costs is critical to retain and expand current businesses in Missouri and attract new businesses to create new employment. Missouri's central location within 600 miles of 50 percent of all US households is a natural advantage to attract freight industry. Missouri's transportation assets in rail, water, interstate highways and airports combined with Missouri's strategic location provides great opportunity to become the freight center of the nation. Continued investment in these transportation assets is critical to leverage Missouri's central location for business growth and job creation.									
The Governor's Recommendation is the same as the department's request.									
3. PROGRAM LISTING (list programs included in this core funding)									
Project applications will be solicited for FY21 during spring of FY20. Applicants can be any public, private or not-for-profit entity. The applications are evaluated and prioritized based on the Missouri State Freight Plan. Previous projects funded through this program include rail improvements at public ports, a customs facility at Springfield airport, warehouse modifications at Lambert airport, rail switching upgrades and various public port capital needs.									
Fiscal Year 2020 Project List									
Entity	Project Description	Funds		Local					
		Allocated		Match		Total Cost			
POET Biorefining	Construction of rail siding	\$463,320		\$186,680		\$650,000			
AgriServices of Brunswick	Construction of non-GMO grain storage facility	\$299,860		\$76,000		\$375,860			
NORAG	Barge positioning upgrades in Kansas City	\$236,820		\$388,180		\$625,000			
		\$1,000,000		\$650,860		\$1,650,860			

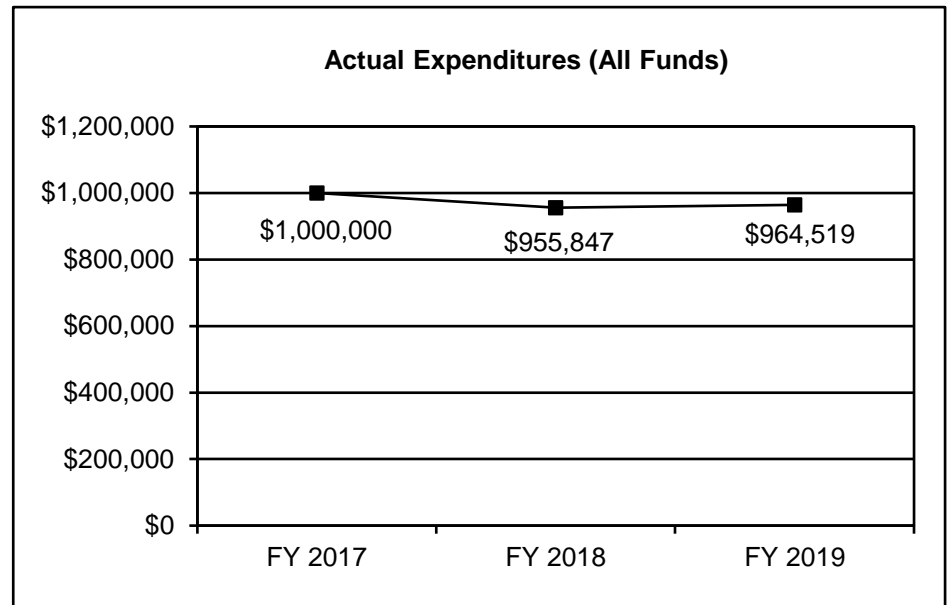
CORE DECISION ITEM

Department of Transportation
Division: Multimodal Operations
Core: Freight Enhancement Funds

Budget Unit: Multimodal Operations
HB Section: 4.545

4. FINANCIAL HISTORY

	<u>FY 2017</u>	<u>FY 2018</u>	<u>FY 2019</u>	<u>FY 2020</u>
	<u>Actual</u>	<u>Actual</u>	<u>Actual</u>	<u>Current Yr.</u>
Appropriation (All Funds)	\$1,000,000	\$1,000,000	\$1,000,000	\$1,000,000
Less Reverted (All Funds)	\$0	\$0	\$0	N/A
Less Restricted (All Funds)*	\$0	\$0	\$0	N/A
Budget Authority (All Funds)	\$1,000,000	\$1,000,000	\$1,000,000	N/A
Actual Expenditures (All Funds)	\$1,000,000	\$955,847	\$964,519	N/A
Unexpended (All Funds)	\$0	\$44,153	\$35,481	N/A
Unexpended, by Fund:				
General Revenue	\$0	\$0	\$0	N/A
Federal	\$0	\$0	\$0	N/A
Other	\$0	\$44,153	\$35,481	N/A



*Restricted amount is N/A

Reverted includes the statutory three percent reserve amount (when applicable).

Restricted includes any Governor's Expenditure Restrictions which remained at the end of the fiscal year (when applicable).

NOTES:

CORE RECONCILIATION

**STATE
FREIGHT ENHANCEMENT FUNDS**

5. CORE RECONCILIATION

	Budget Class	FTE	GR	Federal	Other	Total	Explanation
TAFP AFTER VETOES							
	PD	0.00	0	0	1,000,000	1,000,000	
	Total	0.00	0	0	1,000,000	1,000,000	
DEPARTMENT CORE REQUEST							
	PD	0.00	0	0	1,000,000	1,000,000	
	Total	0.00	0	0	1,000,000	1,000,000	
GOVERNOR'S RECOMMENDED CORE							
	PD	0.00	0	0	1,000,000	1,000,000	
	Total	0.00	0	0	1,000,000	1,000,000	

DECISION ITEM DETAIL

Budget Unit	FY 2019	FY 2019	FY 2020	FY 2020	FY 2021	FY 2021	FY 2021	FY 2021
Decision Item	ACTUAL	ACTUAL	BUDGET	BUDGET	DEPT REQ	DEPT REQ	GOV REC	GOV REC
Budget Object Class	DOLLAR	FTE	DOLLAR	FTE	DOLLAR	FTE	DOLLAR	FTE
FREIGHT ENHANCEMENT FUNDS								
CORE								
PROGRAM DISTRIBUTIONS	964,519	0.00	1,000,000	0.00	1,000,000	0.00	1,000,000	0.00
TOTAL - PD	964,519	0.00	1,000,000	0.00	1,000,000	0.00	1,000,000	0.00
GRAND TOTAL	\$964,519	0.00	\$1,000,000	0.00	\$1,000,000	0.00	\$1,000,000	0.00
GENERAL REVENUE	\$0	0.00	\$0	0.00	\$0	0.00	\$0	0.00
FEDERAL FUNDS	\$0	0.00	\$0	0.00	\$0	0.00	\$0	0.00
OTHER FUNDS	\$964,519	0.00	\$1,000,000	0.00	\$1,000,000	0.00	\$1,000,000	0.00

PROGRAM DESCRIPTION

Department of Transportation

HB Section(s): 4.545

Program Name: Freight Enhancement Funds

Program is found in the following core budget(s): Freight Enhancement Funds

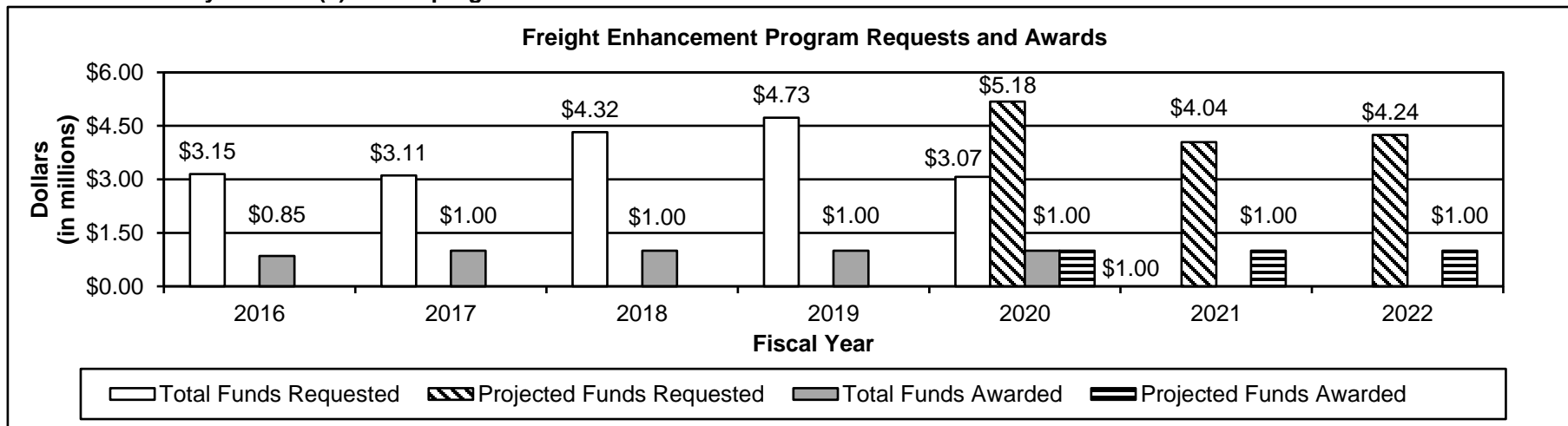
1a. What strategic priority does this program address?

Service - deliver transportation solutions of great value and use resources wisely

1b. What does this program do?

This program establishes funding for non-highway freight-focused capital improvement projects to increase use of waterways, rail and air; remove modal bottlenecks; and improve connections between modes. The funding provides no more than 80 percent of the total cost of projects with local entities providing the remaining amount. Freight efficiency depends upon the connectivity, safety, reliability and condition of the transportation system. Maintaining low transportation costs is critical to retain and expand current businesses in Missouri and attract new businesses to create new employment. Missouri's central location within 600 miles of 50 percent of all US households is a natural advantage to attract freight industry. Missouri's transportation assets in rail, water, interstate highways and airports combined with Missouri's strategic location provides great opportunity to become the freight center of the nation. Continued investment in these transportation assets is critical to leverage Missouri's central location for business growth and job creation.

2a. Provide an activity measure(s) for the program.

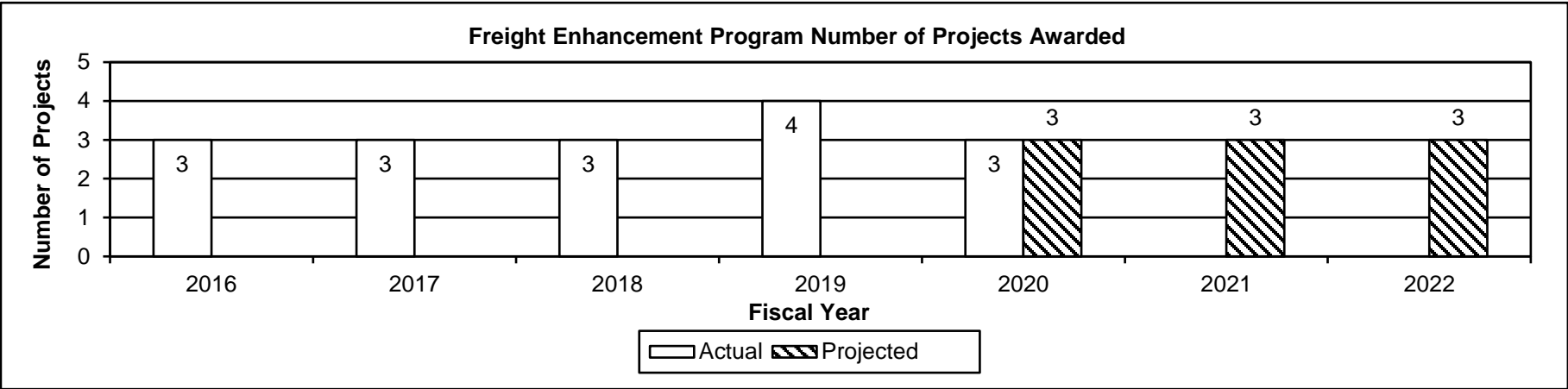


The 2021 projection for total funds requested was established by taking the average of the actuals for the last three years. The 2022 projection for total funds requested was established by projecting a five percent increase from the projection for 2021.

PROGRAM DESCRIPTION

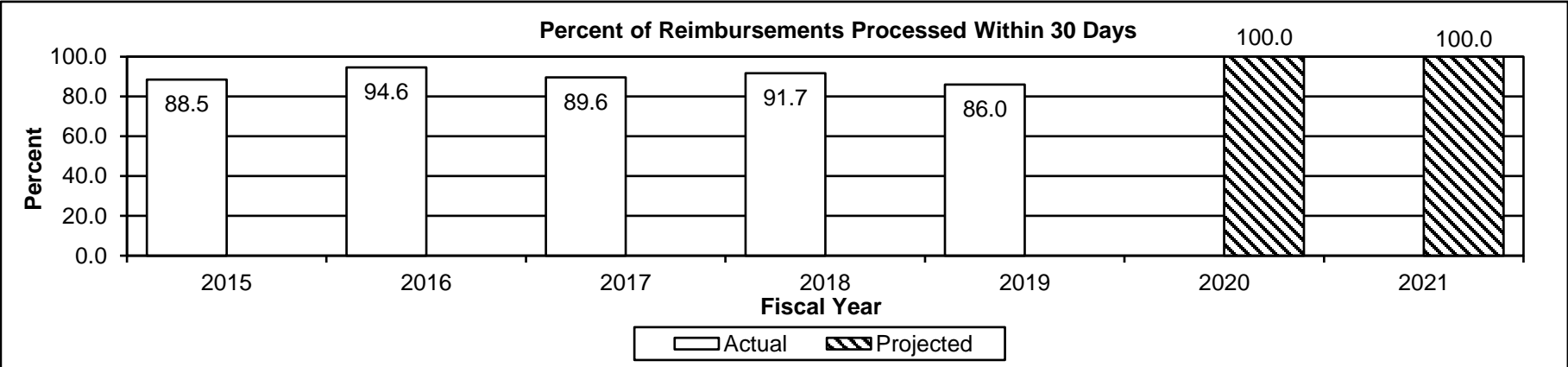
Department of Transportation
 Program Name: Freight Enhancement Funds
 Program is found in the following core budget(s): Freight Enhancement Funds

HB Section(s): 4.545



The 2021 and 2022 projections were based on the number of projects that a \$1.0 million appropriation was able to fund during the past three years.

2b. Provide a measure(s) of the program's quality.



The ports receive funding by submitting their expenses to MoDOT for reimbursement. The 2020 and 2021 projections were set at 100 percent due to recent processing enhancements.

PROGRAM DESCRIPTION

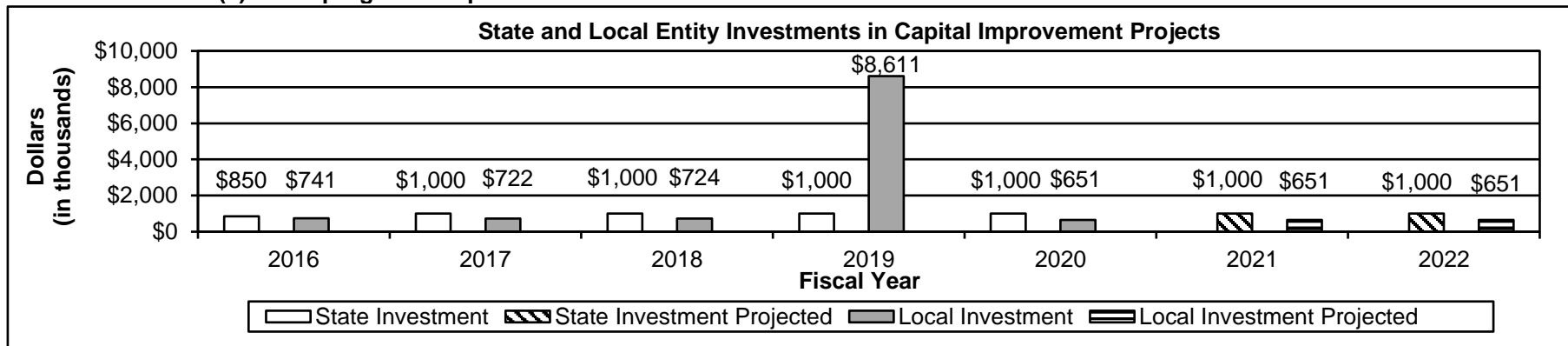
Department of Transportation

HB Section(s): 4.545

Program Name: Freight Enhancement Funds

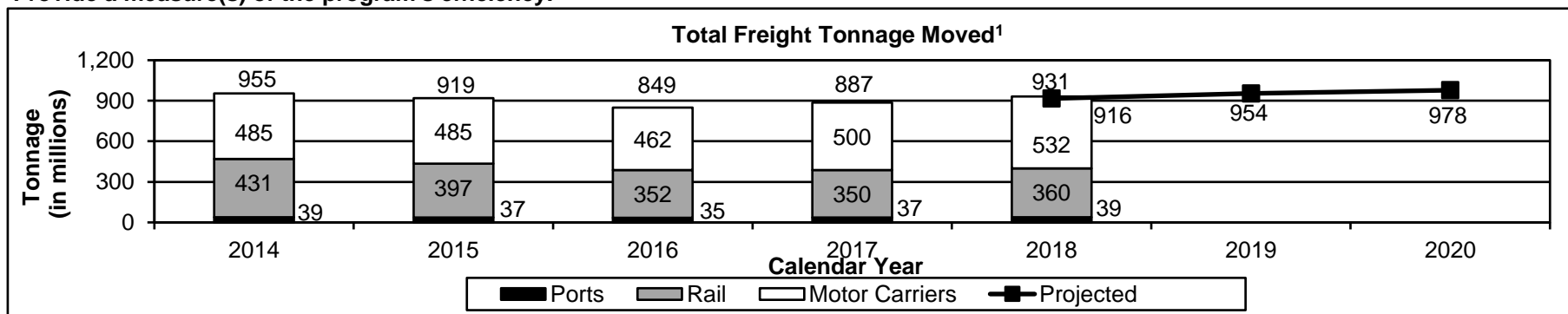
Program is found in the following core budget(s): Freight Enhancement Funds

2c. Provide a measure(s) of the program's impact.



A large portion of the local matching funds in fiscal year 2019 is from the Sedalia Rail project. This program only provided a small portion of the Sedalia Rail projects construction costs. Local entities are required to provide 20 percent matching funds to be eligible for funding through this program. In all years, local matching funds have well exceeded the minimum matching requirements. The 2021 and 2022 projections are based upon the level of state and local investment in 2020.

2d. Provide a measure(s) of the program's efficiency.



¹ Includes Aviation tonnage; however, it is a minimal amount of 300 tons or less.

Each loaded barge can carry 1,500 tons of bulk products such as fertilizer, grain, aggregate, steel and timber on the rivers in lieu of 58 or more semi trucks on congested roadways. Missouri experienced an overall increase of 5.0 percent in freight movements from calendar year 2017 to 2018. However, due to recent flooding, the expected growth is estimated to be 2.5 percent for 2019. The 2020 projection is based on a 2.5 percent increase over the 2019 projection. Calendar year 2019 data was not available at the time of publication and will be released in April 2020.

PROGRAM DESCRIPTION

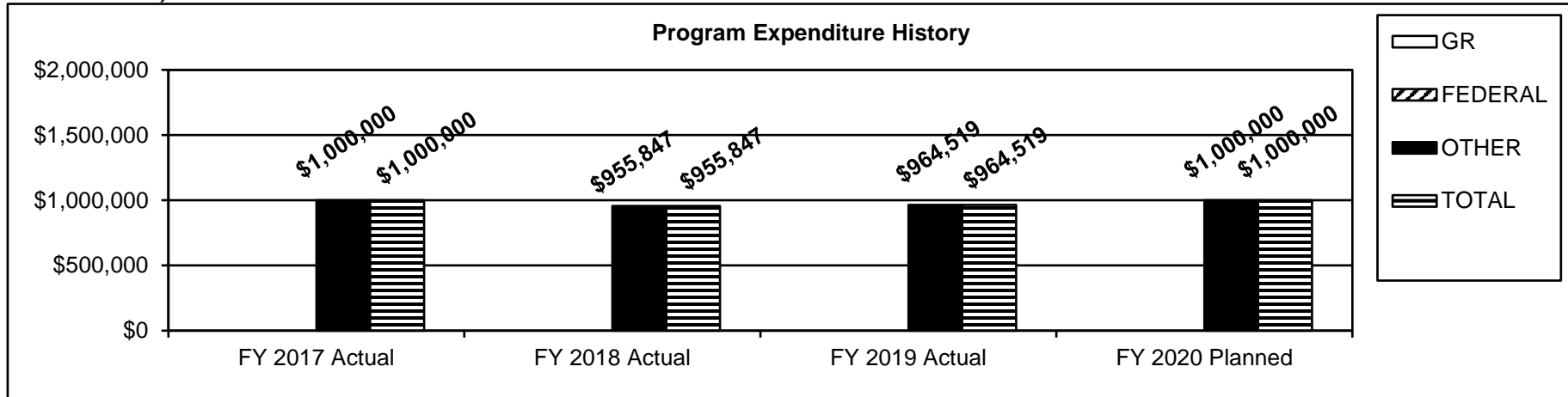
Department of Transportation

HB Section(s): 4.545

Program Name: Freight Enhancement Funds

Program is found in the following core budget(s): Freight Enhancement Funds

3. Provide actual expenditures for the prior three fiscal years and planned expenditures for the current fiscal year. (Note: Amounts do not include fringe benefit costs.)



4. What are the sources of the "Other" funds?

State Transportation Fund (0675)

5. What is the authorization for this program, i.e., federal or state statute, etc.? (Include the federal program number, if applicable.)

Article IV, Section 30(c), MO Constitution and 226.225, RSMo.

6. Are there federal matching requirements? If yes, please explain.

No

7. Is this a federally mandated program? If yes, please explain.

No

This page left blank intentionally.