

# **OFFICE OF ADMINISTRATION**

## **BUDGET REQUEST 2022**

**Sarah H. Steelman, Commissioner  
Office of Administration**

**Book 2 of 2**

**Includes Governor's Recommendations**





TABLE OF CONTENTS  
**OFFICE OF ADMINISTRATION**  
FY 2022 Budget Submission Book 1

	<u>PAGE</u>		<u>PAGE</u>
<b>Department Information</b>		<b>Division of Information Technology Services (continued)</b>	
Department Overview	1	Core -- DNR IT Core	234
Department Placemat	2	Core -- DED IT Core	243
Strategic Overview	3	Core -- DCI IT Core	252
State Auditor Reports and Legislative Oversight Reports	4	Core -- DOLIR IT Core	261
		Increase -- DOLIR Relief Funds Authority CTC	270
<b>Flexibility Summary</b>		Core -- DPS IT Core	274
Flexibility Summary Request	5	Core -- DOC IT Core	283
		Core -- DHSS IT Core	291
<b>Department-Wide Requests</b>		Core -- DMH IT Core	300
NDI- FY22 Pay Plan	6	Core -- DSS IT Core	308
NDI- Above & Beyond Performance Incentives	43	Increase -- Medicaid Expansion	317
		Core -- Telecommunications/Network	336
<b>Commissioner's Office</b>		Core -- eProcurement and State Technology Fund	341
Core -- Commissioner's Office - Operating	46	Core -- SAMII Replacement	346
Core -- Office of Equal Opportunity - Operating	52	Increase -- ERP Implementation & Software Costs	365
Core -- Electronic Monitoring Pilot	63	Increase -- ERP Cost Allocation Transfer	371
Core -- Broadband COVID	68		
		<b>Division of Personnel</b>	
<b>Division of Accounting</b>		Core -- Personnel - Operating	377
Core -- Accounting - Operating	74	Increase -- Talent Management Initiatives	396
Increase -- Statewide ERP Request	90	Core -- MO MoRE Program	400
<b>Division of Budget and Planning</b>		<b>Division of Purchasing</b>	
Core -- B&P - Operating	96	Core -- Purchasing - Operating	407
Core -- Census Preparation & Support	109	Core -- Bid & Performance Bond Refunds	420
<b>Division of Information Technology Services</b>		<b>Division of Facilities Management, Design &amp; Construction</b>	
Core -- ITSD - Operating	115	Core -- Governor's Mansion Donations	425
Increase -- Chief Data Officer	126	Core -- Asset Management	430
Increase -- End User Equipment Inventory	132	Core -- FMDC Pandemic Stipend	447
Increase -- Enterprise Portal	138	Core -- Missouri State Capitol Commission	453
Increase -- Enterprise Microsoft Access Conversion	144	Core -- Facilities Management Services	458
Increase -- Tableau Licenses	157		
Core -- DESE IT Core	174		
Core -- DHEWD IT Core	183		
Core -- DOR IT Core	192		
Increase -- DOR Remittance Processing Maintenance	201		
Increase -- DOR MVDL Modernization	206		
Increase -- DOR Revenue Premier System Support	211		
Core -- OA IT Core	216		
Core -- MDA IT Core	225		

TABLE OF CONTENTS  
**OFFICE OF ADMINISTRATION**  
FY 2022 Budget Submission Book 2

	<u>PAGE</u>		<u>PAGE</u>
<b>Division of General Services</b>		<b>Debt and Related Obligations (continued)</b>	
Core -- General Services - Operating	463	Core -- BPB Proceeds- Debt	754
Core -- Surplus Property/Recycling - Operating	504	Increase -- DNR State Parks Bond Debt Service	759
Core -- Fixed Price Vehicle and Equipment Program	526		
Core -- Surplus Property - Recycling Transfer	535	<b>Administrative Disbursements</b>	
Core -- Surplus Property - Sale Proceeds & Transfer	540	Core -- CMA and Other Federal Payments	770
Core -- State Property Preservation Fund Transfer	553	Core- CARES Unspent Funds	777
Core -- State Property Preservation Fund Payments	558	Core -- Cash Flow Loans Transfers	782
Core -- Rebillable Expenses	563	Core -- Payback Cash Flow Loans	787
Core -- Legal Expense Fund Transfer	568	Core -- Cash Flow Loan Interest Payment	792
Core -- OA to Legal Expense Fund Transfer	573	Core -- Budget Reserve Required Transfer	797
Core -- Legal Expense Fund Payments	578	Increase -- Budget Reserve Required Transfer	802
		Increase -- Cash Operating Expense Fund	807
<b>Assigned Programs</b>		Core -- Transfers from CRF to GR	814
Core -- Administrative Hearing Commission	583	Core -- Transfers from GR to CRF	819
Increase -- AHC Additional Legal Staff	593	Core -- Fund Corrections	824
Core -- Office of Child Advocate	599	Core -- CARES Move Cash Between Funds	829
Core -- Children's Trust Fund Operating	615	Core -- Central Services Cost Allocation Plan	834
Core -- Children's Trust Fund Program Distributions	621	Increase -- Central Services Cost Allocation Transfer Increase	854
Increase -- CTF Authority Increase CTC	631	Core -- Statewide Dues Allocation	858
Core -- Governor's Council on Disability	638	Core -- Flood Control Leases	863
Core -- Missouri Public Entity Risk Management Program	647	Core -- National Forest Reserves	868
Core -- Missouri Ethics Commission Operating	654	Core -- Prosecutions-Crimes in Correctional Inst/Cap Cases	876
		Core -- Regional Planning Commissions	883
<b>Debt and Related Obligations</b>		Core -- Elected Officials Transition	888
Core -- Board of Public Buildings Debt Service	674		
Increase -- BPB Debt Service Increase	679		
Core -- Arbitrage/Refunding/Fees	684		
Core -- Lease/Purchase Debt Payments	689		
Core -- MOHEFA MU Arena Project - Debt Service	694		
Increase -- MOHEFA Columbia Arena Project Debt	699		
Core -- MDFB Historical Society Project	704		
Core -- Fulton State Hospital Bond Fund Transfer	709		
Core -- Fulton State Hospital Bond Fund Payment	714		
Core -- Energy Conservation Debt Service	719		
Core -- Debt Management	724		
Core -- Convention/Sports-Bartle Hall	729		
Core -- Convention/Sports-Jackson County	734		
Core -- Convention/Sports-Edward Jones Dome	739		
Core -- MDFB Historical Society Proceeds	744		
Core -- BPB Proceeds Funds	749		



## CORE DECISION ITEM

<b>Department</b>	<b>Office of Administration</b>	<b>Budget Unit</b>	31113
<b>Division</b>	<b>Division of General Services</b>		
<b>Core</b>	<b>Operating</b>	<b>HB Section</b>	5.090

### 1. CORE FINANCIAL SUMMARY

	FY 2022 Budget Request			
	GR	Federal	Other	Total
PS	945,936	0	3,033,502	3,979,438
EE	64,452	0	979,728	1,044,180
PSD	0	0	0	0
TRF	0	0	0	0
<b>Total</b>	<b>1,010,388</b>	<b>0</b>	<b>4,013,230</b>	<b>5,023,618</b>
<b>FTE</b>	<b>20.00</b>	<b>0.00</b>	<b>83.00</b>	<b>103.00</b>

<b>Est. Fringe</b>	594,254	0	2,170,680	2,764,934
--------------------	---------	---	-----------	-----------

*Note: Fringes budgeted in House Bill 5 except for certain fringes budgeted directly to MoDOT, Highway Patrol, and Conservation.*

Other Funds: OA Revolving Administrative Trust Fund (0505)

	FY 2022 Governor's Recommendation			
	GR	Federal	Other	Total
PS	945,936	0	3,033,502	3,979,438
EE	64,452	0	979,728	1,044,180
PSD	0	0	0	0
TRF	0	0	0	0
<b>Total</b>	<b>1,010,388</b>	<b>0</b>	<b>4,013,230</b>	<b>5,023,618</b>
<b>FTE</b>	<b>20.00</b>	<b>0.00</b>	<b>83.00</b>	<b>103.00</b>

<b>Est. Fringe</b>	594,254	0	2,170,680	2,764,934
--------------------	---------	---	-----------	-----------

*Note: Fringes budgeted in House Bill 5 except for certain fringes budgeted directly to MoDOT, Highway Patrol, and Conservation.*

Other Funds:

### 2. CORE DESCRIPTION

Core funding to support the Division of General Services, a multi-faceted organization providing a number of essential support services to state agencies and to the Office of Administration.

State Printing provides comprehensive reproduction services including design, printing, finishing, and quick copy services. Central Mail Services advises agencies on efficient mailing practices, and provides comprehensive mailing services to most state agencies operating within the Jefferson City area. Risk Management administers the Legal Expense Fund and the workers' compensation program for state employees, purchases insurance as required and advises state agencies on risk management issues. Fleet Management establishes statewide policies governing state vehicle operations and management; coordinates a centralized fleet information system; operates a consolidated car pool serving agencies in the Jefferson City area and serves as a resource for fleet management issues. Vehicle Maintenance operates a centralized maintenance facility to provide mechanical repairs and body shop services for state vehicles based in the Mid-Missouri area. General Services also oversees the State Surplus Property and Recycling programs and coordinates the Missouri State Employees Charitable Campaign.

### 3. PROGRAM LISTING (list programs included in this core funding)

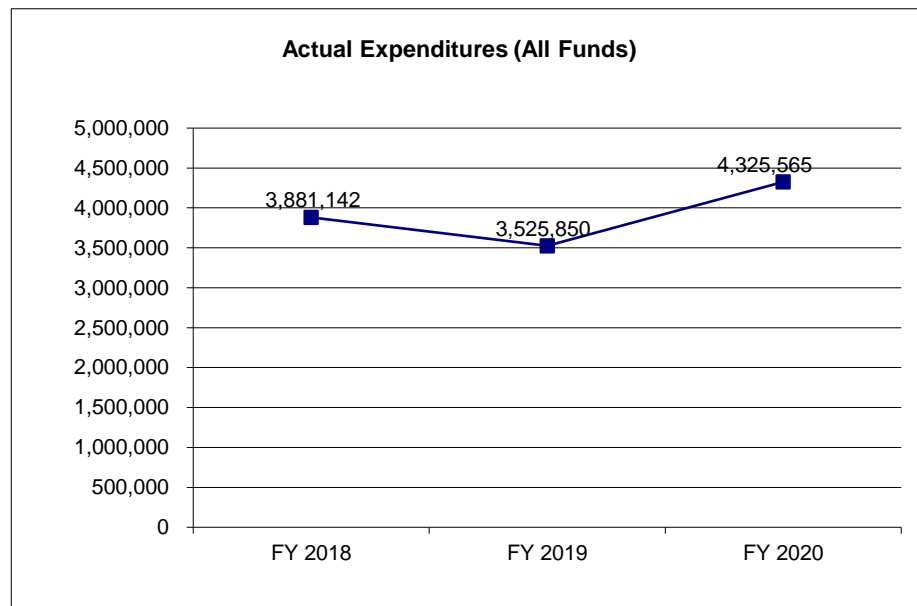
State Printing, Central Mail Services, Risk Management, Fleet Management Vehicle Maintenance, OA Carpool

# **CORE DECISION ITEM**

<b>Department</b>	<b>Office of Administration</b>	<b>Budget Unit</b>	<b>31113</b>
<b>Division</b>	<b>Division of General Services</b>		
<b>Core</b>	<b>Operating</b>	<b>HB Section</b>	<b>5.090</b>

## **4. FINANCIAL HISTORY**

	<b>FY 2018 Actual</b>	<b>FY 2019 Actual</b>	<b>FY 2020 Actual</b>	<b>FY 2021 Current Yr.</b>
Appropriation (All Funds)	4,850,401	4,875,762	4,949,570	5,023,618
Less Reverted (All Funds)	(28,929)	(28,818)	(29,673)	(30,147)
Less Restricted (All Funds)*	0	0	0	(5,469)
Budget Authority (All Funds)	4,821,472	4,846,944	4,919,897	4,988,002
Actual Expenditures (All Funds)	3,881,142	3,525,850	4,325,565	N/A
Unexpended (All Funds)	940,330	1,321,094	594,332	N/A
Unexpended, by Fund:				
General Revenue	20,198	6,099	33,521	N/A
Federal	0	0	0	N/A
Other	920,132	1,314,995	560,811	N/A



\*Current Year restricted amount is as of \_\_\_\_\_.

Reverted includes the statutory three percent reserve amount (when applicable).

Restricted includes any Governor's expenditure restrictions which remained at the end of the fiscal year (when applicable).

## **NOTES:**

**CORE RECONCILIATION DETAIL**

**STATE  
GENERAL SERVICES - OPERATING**

**5. CORE RECONCILIATION DETAIL**

	<b>Budget Class</b>	<b>FTE</b>	<b>GR</b>	<b>Federal</b>	<b>Other</b>	<b>Total</b>	<b>Explanation</b>
<b>TAFP AFTER VETOES</b>							
	PS	103.00	945,936	0	3,033,502	3,979,438	
	EE	0.00	64,452	0	979,728	1,044,180	
	<b>Total</b>	<b>103.00</b>	<b>1,010,388</b>	<b>0</b>	<b>4,013,230</b>	<b>5,023,618</b>	
<b>DEPARTMENT CORE REQUEST</b>							
	PS	103.00	945,936	0	3,033,502	3,979,438	
	EE	0.00	64,452	0	979,728	1,044,180	
	<b>Total</b>	<b>103.00</b>	<b>1,010,388</b>	<b>0</b>	<b>4,013,230</b>	<b>5,023,618</b>	
<b>GOVERNOR'S RECOMMENDED CORE</b>							
	PS	103.00	945,936	0	3,033,502	3,979,438	
	EE	0.00	64,452	0	979,728	1,044,180	
	<b>Total</b>	<b>103.00</b>	<b>1,010,388</b>	<b>0</b>	<b>4,013,230</b>	<b>5,023,618</b>	

## DECISION ITEM SUMMARY

Budget Unit								
Decision Item	FY 2020	FY 2020	FY 2021	FY 2021	FY 2022	FY 2022	FY 2022	FY 2022
Budget Object Summary	ACTUAL	ACTUAL	BUDGET	BUDGET	DEPT REQ	DEPT REQ	GOV REC	GOV REC
Fund	DOLLAR	FTE	DOLLAR	FTE	DOLLAR	FTE	DOLLAR	FTE
<b>GENERAL SERVICES - OPERATING</b>								
<b>CORE</b>								
PERSONAL SERVICES								
GENERAL REVENUE	870,792	18.46	945,936	20.00	945,936	20.00	945,936	20.00
OA REVOLVING ADMINISTRATIVE TR	2,501,881	71.66	3,033,502	83.00	3,033,502	83.00	3,033,502	83.00
TOTAL - PS	3,372,673	90.12	3,979,438	103.00	3,979,438	103.00	3,979,438	103.00
EXPENSE & EQUIPMENT								
GENERAL REVENUE	55,109	0.00	64,452	0.00	64,452	0.00	64,452	0.00
OA REVOLVING ADMINISTRATIVE TR	897,783	0.00	979,728	0.00	979,728	0.00	979,728	0.00
TOTAL - EE	952,892	0.00	1,044,180	0.00	1,044,180	0.00	1,044,180	0.00
<b>TOTAL</b>	<b>4,325,565</b>	<b>90.12</b>	<b>5,023,618</b>	<b>103.00</b>	<b>5,023,618</b>	<b>103.00</b>	<b>5,023,618</b>	<b>103.00</b>
<b>Pay Plan - 0000012</b>								
PERSONAL SERVICES								
GENERAL REVENUE	0	0.00	0	0.00	0	0.00	9,459	0.00
OA REVOLVING ADMINISTRATIVE TR	0	0.00	0	0.00	0	0.00	30,333	0.00
TOTAL - PS	0	0.00	0	0.00	0	0.00	39,792	0.00
<b>TOTAL</b>	<b>0</b>	<b>0.00</b>	<b>0</b>	<b>0.00</b>	<b>0</b>	<b>0.00</b>	<b>39,792</b>	<b>0.00</b>
<b>GRAND TOTAL</b>	<b>\$4,325,565</b>	<b>90.12</b>	<b>\$5,023,618</b>	<b>103.00</b>	<b>\$5,023,618</b>	<b>103.00</b>	<b>\$5,063,410</b>	<b>103.00</b>

1/22/21 9:37

im\_disummary

## FLEXIBILITY REQUEST FORM

<b>BUDGET UNIT NUMBER:</b> 30925 <b>BUDGET UNIT NAME:</b> Division of General Services <b>HOUSE BILL SECTION:</b> 5.090	<b>DEPARTMENT:</b> Office of Administration <b>DIVISION:</b> General Services
<b>1. Provide the amount by fund of personal service flexibility and the amount by fund of expense and equipment flexibility you are requesting in dollar and percentage terms and explain why the flexibility is needed. If flexibility is being requested among divisions, provide the amount by fund of flexibility you are requesting in dollar and percentage terms and explain why the flexibility is needed.</b>	
<b>DEPARTMENT REQUEST</b>	
The Division of General Services requests 5% flexibility between personal service and expense and equipment, which is the same as the flexibility included in the FY21 budget. This flexibility would allow the Division of General Services to effectively manage responsibilities and resources.	
<b>2. Estimate how much flexibility will be used for the budget year. How much flexibility was used in the Prior Year Budget and the Current Year Budget? Please specify the amount.</b>	
<b>PRIOR YEAR ACTUAL AMOUNT OF FLEXIBILITY USED</b>	<b>CURRENT YEAR ESTIMATED AMOUNT OF FLEXIBILITY THAT WILL BE USED</b>
\$0	None
<b>BUDGET REQUEST ESTIMATED AMOUNT OF FLEXIBILITY THAT WILL BE USED</b>	
5% flexibility is requested for FY 2022	
<b>3. Please explain how flexibility was used in the prior and/or current years.</b>	
<b>PRIOR YEAR EXPLAIN ACTUAL USE</b>	<b>CURRENT YEAR EXPLAIN PLANNED USE</b>
N/A	The requested flexibility will allow the Division of General Services to effectively manage resources.



# DECISION ITEM DETAIL

Budget Unit	FY 2020	FY 2020	FY 2021	FY 2021	FY 2022	FY 2022	FY 2022	FY 2022
Decision Item	ACTUAL	ACTUAL	BUDGET	BUDGET	DEPT REQ	DEPT REQ	GOV REC	GOV REC
Budget Object Class	DOLLAR	FTE	DOLLAR	FTE	DOLLAR	FTE	DOLLAR	FTE
<b>GENERAL SERVICES - OPERATING</b>								
<b>CORE</b>								
ADMIN OFFICE SUPPORT ASSISTANT	55,964	1.77	64,240	1.80	0	0.00	0	0.00
SR OFFICE SUPPORT ASSISTANT	28,827	1.03	31,714	1.00	0	0.00	0	0.00
PRINTING/MAIL TECHNICIAN I	395,899	15.38	528,247	19.00	0	0.00	0	0.00
PRINTING/MAIL TECHNICIAN II	266,999	9.36	488,873	14.00	0	0.00	0	0.00
PRINTING/MAIL TECHNICIAN III	427,673	12.90	515,443	13.00	0	0.00	0	0.00
PRINTING/MAIL TECHNICIAN IV	257,796	6.60	327,506	8.00	0	0.00	0	0.00
PRINTING/MAIL CUSTOMER SVC REP	184,299	4.93	194,864	5.50	0	0.00	0	0.00
PRINTING/MAIL COORDINATOR	48,348	1.00	49,127	1.00	0	0.00	0	0.00
INFORMATION TECHNOLOGY SPEC I	9,563	0.15	0	0.00	0	0.00	0	0.00
INFORMATION TECHNOLOGY SPEC II	3,101	0.04	0	0.00	0	0.00	0	0.00
EXECUTIVE I	106,856	3.04	111,644	3.00	0	0.00	0	0.00
EXECUTIVE II	39,030	1.00	39,462	1.00	0	0.00	0	0.00
RISK MANAGEMENT TECH I	31,207	1.00	31,708	1.00	0	0.00	0	0.00
RISK MANAGEMENT TECH II	181,914	5.02	196,779	5.81	0	0.00	0	0.00
RISK MANAGEMENT SPEC I	222,829	5.00	252,839	5.00	0	0.00	0	0.00
RISK MANAGEMENT SPEC II	112,429	2.00	115,500	2.00	0	0.00	0	0.00
MAINTENANCE SPV I	0	0.00	48,633	1.00	0	0.00	0	0.00
MOTOR VEHICLE MECHANIC	71,965	1.86	125,381	3.00	0	0.00	0	0.00
GARAGE SPV	37,957	1.00	44,605	1.00	0	0.00	0	0.00
GRAPHIC ARTS SPEC II	65,165	2.00	80,752	2.00	0	0.00	0	0.00
GRAPHIC ARTS SPEC III	38,700	1.00	46,694	1.00	0	0.00	0	0.00
GRAPHICS SPV	48,835	1.01	53,239	1.00	0	0.00	0	0.00
FISCAL & ADMINISTRATIVE MGR B1	47,987	0.90	34,668	0.75	0	0.00	0	0.00
HUMAN RESOURCES MGR B1	24	0.00	0	0.00	0	0.00	0	0.00
OFFICE OF ADMINISTRATION MGR 1	401,778	6.34	356,136	6.25	0	0.00	0	0.00
DIVISION DIRECTOR	105,985	1.00	114,606	1.00	114,606	1.00	114,606	1.00
DESIGNATED PRINCIPAL ASST DIV	34,866	0.81	15,385	0.49	15,385	0.49	15,385	0.49
LEGAL COUNSEL	12,074	0.18	0	0.00	0	0.00	0	0.00
MISCELLANEOUS TECHNICAL	124,416	3.68	97,039	3.60	97,039	3.60	97,039	3.60
MISCELLANEOUS PROFESSIONAL	240	0.00	14,210	0.80	14,210	0.80	14,210	0.80
SPECIAL ASST PROFESSIONAL	9,947	0.12	144	0.00	144	0.00	144	0.00
ADMIN SUPPORT ASSISTANT	0	0.00	0	0.00	1,680,474	50.00	1,680,474	50.00

# DECISION ITEM DETAIL

Budget Unit	FY 2020	FY 2020	FY 2021	FY 2021	FY 2022	FY 2022	FY 2022	FY 2022
Decision Item	ACTUAL	ACTUAL	BUDGET	BUDGET	DEPT REQ	DEPT REQ	GOV REC	GOV REC
Budget Object Class	DOLLAR	FTE	DOLLAR	FTE	DOLLAR	FTE	DOLLAR	FTE
<b>GENERAL SERVICES - OPERATING</b>								
<b>CORE</b>								
ADMIN SUPPORT PROFESSIONAL	0	0.00	0	0.00	621,519	16.30	621,519	16.30
ADMINISTRATIVE MANAGER	0	0.00	0	0.00	390,804	7.00	390,804	7.00
SENIOR RISK/CLAIMS TECHNICIAN	0	0.00	0	0.00	228,487	6.81	228,487	6.81
SENIOR RISK/CLAIMS SPECIALIST	0	0.00	0	0.00	368,339	7.00	368,339	7.00
MULTIMEDIA SPECIALIST	0	0.00	0	0.00	127,446	3.00	127,446	3.00
PUBLIC RELATIONS COORDINATOR	0	0.00	0	0.00	53,239	1.00	53,239	1.00
PROCUREMENT ANALYST	0	0.00	0	0.00	49,127	1.00	49,127	1.00
AUTOMOTIVE MECHANIC	0	0.00	0	0.00	218,619	5.00	218,619	5.00
<b>TOTAL - PS</b>	<b>3,372,673</b>	<b>90.12</b>	<b>3,979,438</b>	<b>103.00</b>	<b>3,979,438</b>	<b>103.00</b>	<b>3,979,438</b>	<b>103.00</b>
TRAVEL, IN-STATE	692	0.00	249	0.00	249	0.00	249	0.00
TRAVEL, OUT-OF-STATE	6,104	0.00	0	0.00	0	0.00	0	0.00
SUPPLIES	181,991	0.00	156,066	0.00	156,066	0.00	156,066	0.00
PROFESSIONAL DEVELOPMENT	6,038	0.00	19,084	0.00	19,084	0.00	19,084	0.00
COMMUNICATION SERV & SUPP	16,669	0.00	25,695	0.00	25,695	0.00	25,695	0.00
PROFESSIONAL SERVICES	45,476	0.00	65,255	0.00	65,255	0.00	65,255	0.00
HOUSEKEEPING & JANITORIAL SERV	778	0.00	310	0.00	310	0.00	310	0.00
M&R SERVICES	251,987	0.00	155,366	0.00	155,366	0.00	155,366	0.00
MOTORIZED EQUIPMENT	34,493	0.00	0	0.00	0	0.00	0	0.00
OFFICE EQUIPMENT	253,089	0.00	273,635	0.00	273,635	0.00	273,635	0.00
OTHER EQUIPMENT	74,814	0.00	306,915	0.00	306,915	0.00	306,915	0.00
PROPERTY & IMPROVEMENTS	17,834	0.00	0	0.00	0	0.00	0	0.00
BUILDING LEASE PAYMENTS	3,380	0.00	0	0.00	0	0.00	0	0.00
EQUIPMENT RENTALS & LEASES	672	0.00	12,540	0.00	12,540	0.00	12,540	0.00
MISCELLANEOUS EXPENSES	58,875	0.00	29,065	0.00	29,065	0.00	29,065	0.00
<b>TOTAL - EE</b>	<b>952,892</b>	<b>0.00</b>	<b>1,044,180</b>	<b>0.00</b>	<b>1,044,180</b>	<b>0.00</b>	<b>1,044,180</b>	<b>0.00</b>
<b>GRAND TOTAL</b>	<b>\$4,325,565</b>	<b>90.12</b>	<b>\$5,023,618</b>	<b>103.00</b>	<b>\$5,023,618</b>	<b>103.00</b>	<b>\$5,023,618</b>	<b>103.00</b>
<b>GENERAL REVENUE</b>	<b>\$925,901</b>	<b>18.46</b>	<b>\$1,010,388</b>	<b>20.00</b>	<b>\$1,010,388</b>	<b>20.00</b>	<b>\$1,010,388</b>	<b>20.00</b>
<b>FEDERAL FUNDS</b>	<b>\$0</b>	<b>0.00</b>	<b>\$0</b>	<b>0.00</b>	<b>\$0</b>	<b>0.00</b>	<b>\$0</b>	<b>0.00</b>
<b>OTHER FUNDS</b>	<b>\$3,399,664</b>	<b>71.66</b>	<b>\$4,013,230</b>	<b>83.00</b>	<b>\$4,013,230</b>	<b>83.00</b>	<b>\$4,013,230</b>	<b>83.00</b>

## PROGRAM DESCRIPTION

**Department:** Office of Administration

**HB Section(s):** 5.090, 5.130

**Program Name:** State Printing Center

**Program is found in the following core budget(s):** General Services Operating Core, Rebillable Expenses Core

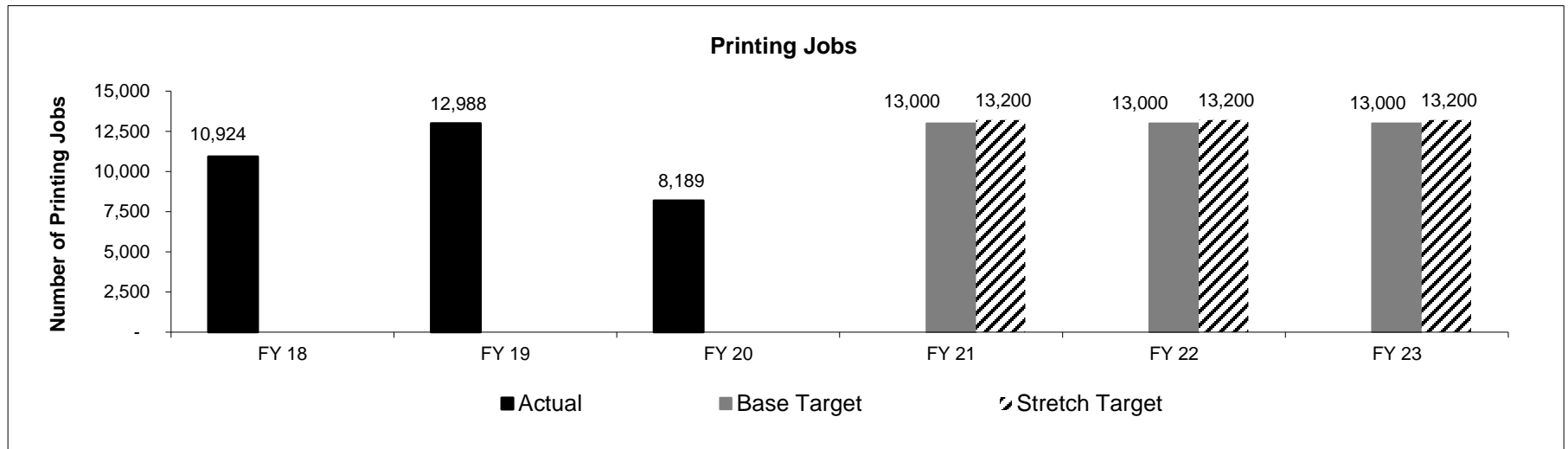
**1a. What strategic priority does this program address?**

Deliver the right stuff at the right price and at the right time.

**1b. What does this program do?**

State Printing provides comprehensive printing services to all state agencies at a savings compared to the private sector. Printing services include: printing consultation, art/graphics design, typesetting, offset and web printing, binding, quick copy color service, and wide format copying.

**2a. Provide an activity measure(s) for the program.**



## PROGRAM DESCRIPTION

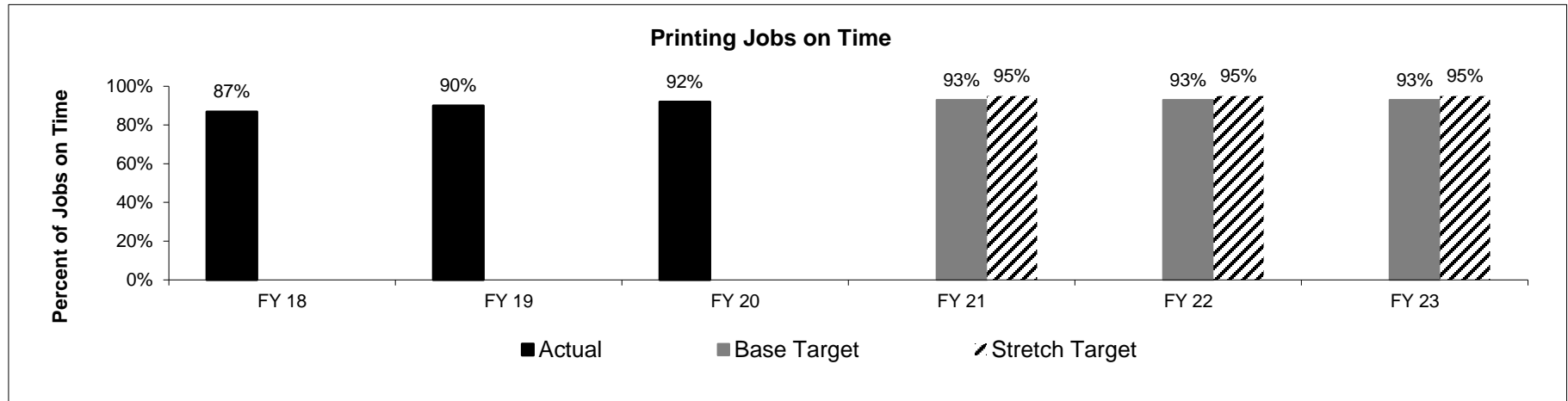
**Department:** Office of Administration

**HB Section(s):** 5.090, 5.130

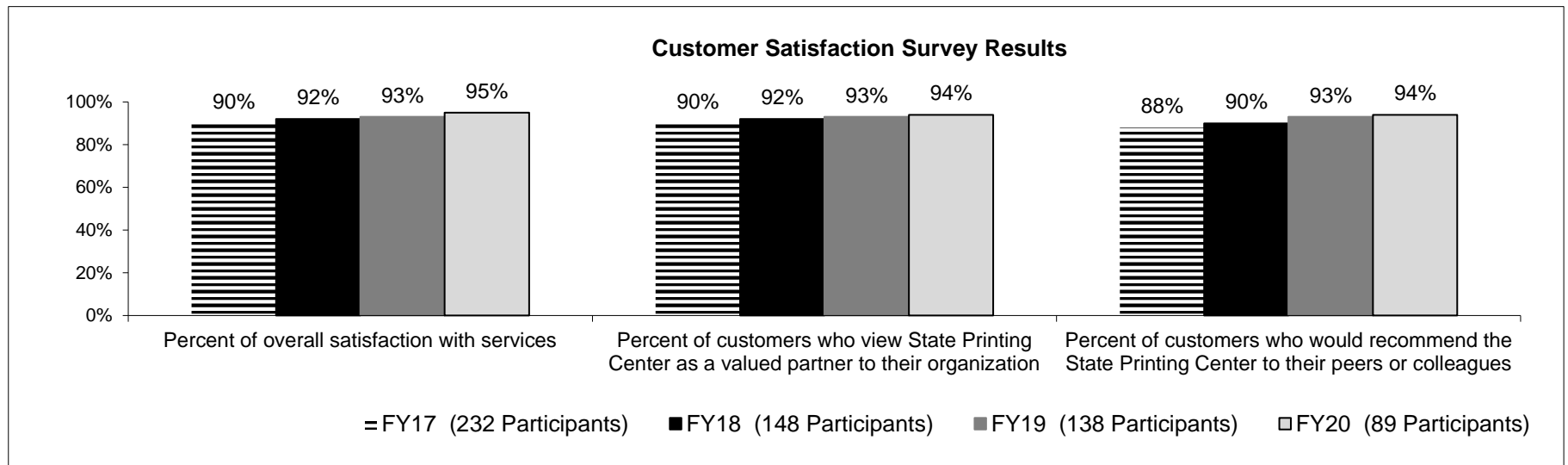
**Program Name:** State Printing Center

**Program is found in the following core budget(s):** General Services Operating Core, Rebillable Expenses Core

**2b. Provide a measure(s) of the program's quality.**



**2b. Provide a measure(s) of the program's quality.**



## PROGRAM DESCRIPTION

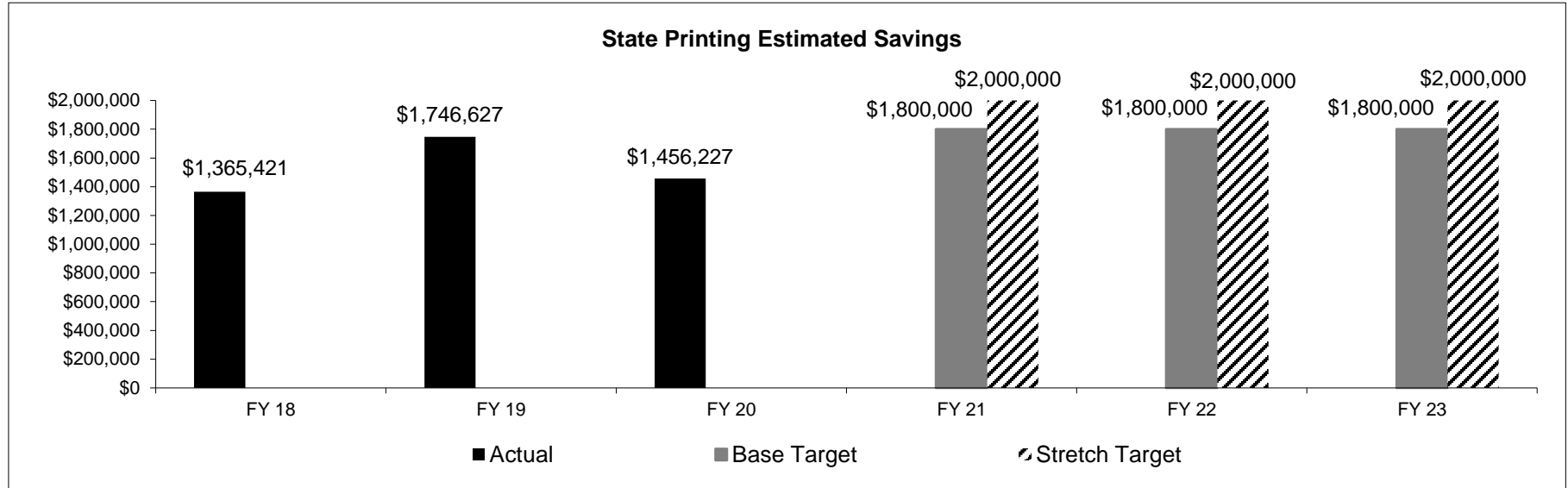
**Department:** Office of Administration

**HB Section(s):** 5.090, 5.130

**Program Name:** State Printing Center

**Program is found in the following core budget(s):** General Services Operating Core, Rebillable Expenses Core

**2c. Provide a measure(s) of the program's impact.**



	FY 18		FY 19		FY 20		FY 21		FY 22	FY 23
Measure	Target	Actual	Target	Actual	Target	Actual	Target	Stretch	Stretch	Stretch
Savings Percentage*	0.0%	24.5%	0.0%	24.3%	0.0%	24.4%	25.0%	26.0%	26.0%	26.0%

\* Based on comparisons to local commercial vendors and industry-average charges using a "market basket" of frequently printed items.

**2d. Provide a measure(s) of the program's efficiency.**

	FY 18		FY 19		FY 20		FY 21	FY 22	FY 23
Measure	Proj.	Actual	Proj.	Actual	Proj.	Actual	Projected	Projected	Projected
Cost Per Impression	\$0.0220	\$0.0210	\$0.0210	\$0.0210	\$0.0235	\$0.0235	\$0.0235	\$0.0235	\$0.0235

\*Projected cost increases due to increase in cost of paper due to tariffs.

## PROGRAM DESCRIPTION

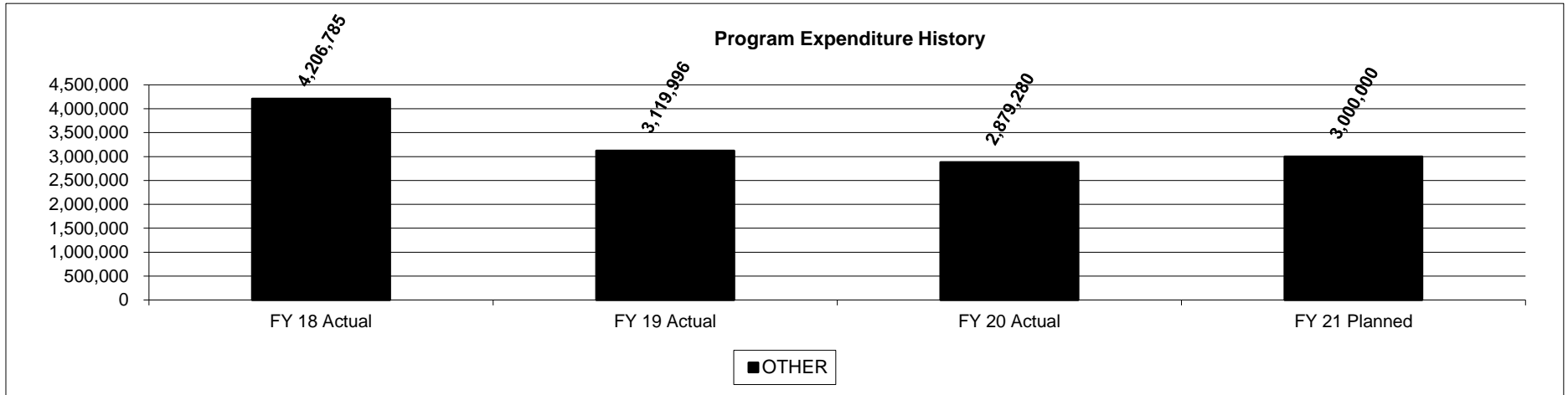
Department: Office of Administration

HB Section(s): 5.090, 5.130

Program Name: State Printing Center

Program is found in the following core budget(s): General Services Operating Core, Rebillable Expenses Core

3. Provide actual expenditures for the prior three fiscal years and planned expenditures for the current fiscal year. (Note: Amounts do not include fringe benefit costs.)



4. What are the sources of the "Other " funds?

OA Revolving Administrative Trust Fund (0505)

5. What is the authorization for this program, i.e., federal or state statute, etc.? (Include the federal program number, if applicable.)

Section 34.170 et. seq., RSMo

6. Are there federal matching requirements? If yes, please explain.

No

7. Is this a federally mandated program? If yes, please explain.

No

## PROGRAM DESCRIPTION

**Department:** Office of Administration

**HB Section(s):** 5.090, 5.130

**Program Name:** Central Mail Services

**Program is found in the following core budget(s):** General Services Operating Core, Rebillable Expenses Core

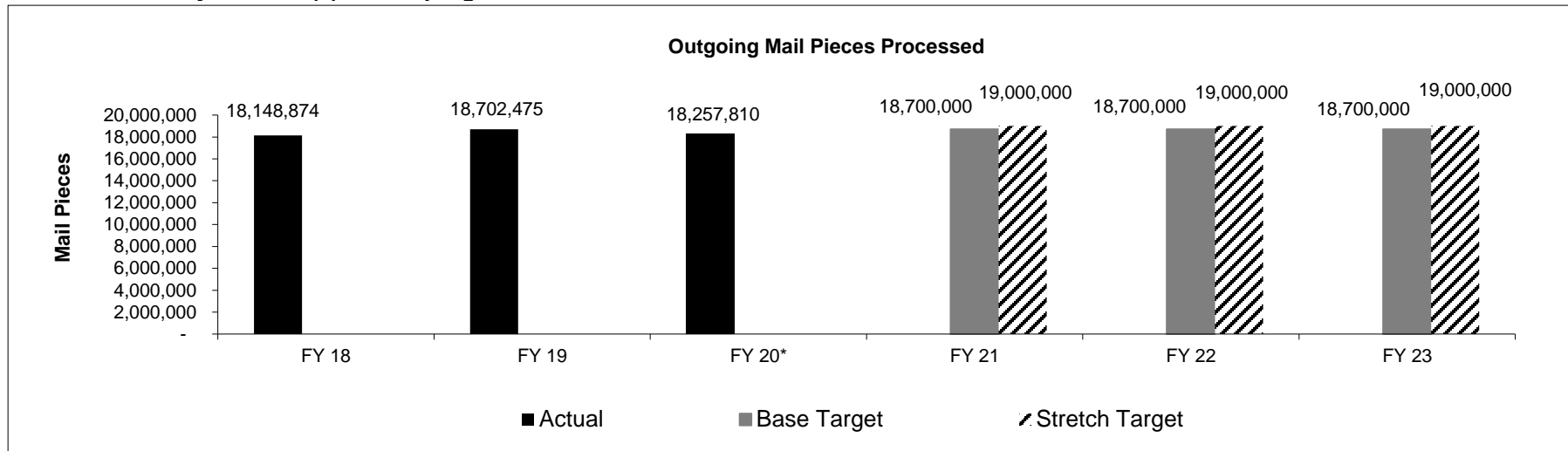
**1a. What strategic priority does this program address?**

Deliver the right stuff at the right price and at the right time.

**1b. What does this program do?**

Central Mail Services helps state agencies with their mailing needs by providing comprehensive mailing services at the lowest cost possible. This consolidated mail program pools outgoing mail from agencies so that the State can take advantage of U.S. Postal Service discounts to the fullest extent possible. Central Mail Services advises agencies on efficient mailing practices, provides pickup and delivery, interagency mail services and a full array of mailing and shipping solutions to most state agencies operating within the Jefferson City area.

**2a. Provide an activity measure(s) for the program.**



\*Increase in Outgoing Mail Pieces Processed due to COVID-19 related unemployment claims.

## PROGRAM DESCRIPTION

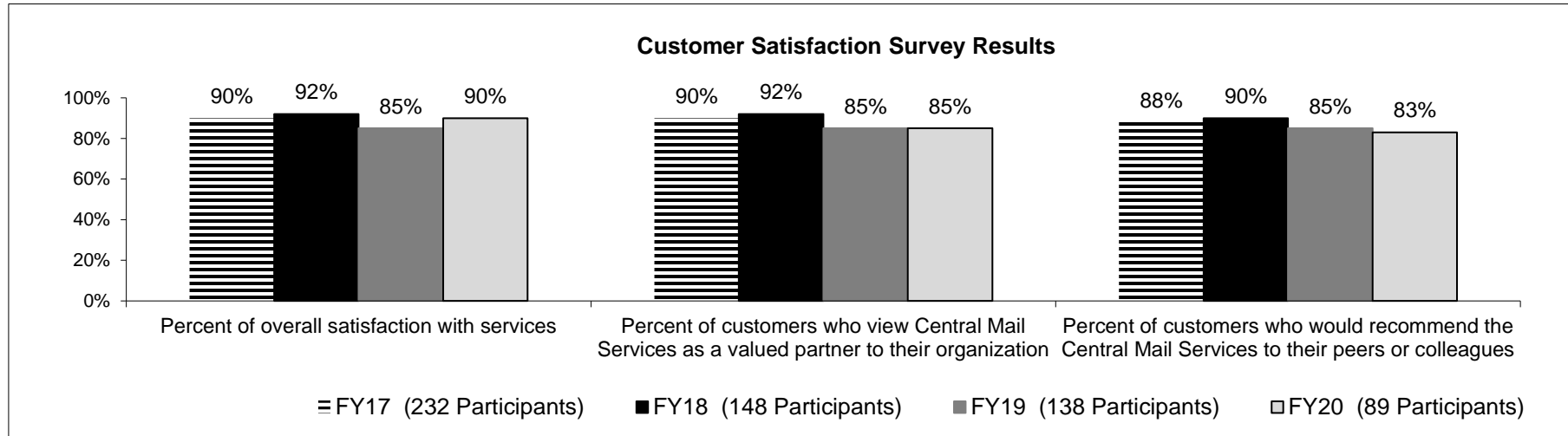
**Department:** Office of Administration

**HB Section(s):** 5.090, 5.130

**Program Name:** Central Mail Services

**Program is found in the following core budget(s):** General Services Operating Core, Rebillable Expenses Core

**2b. Provide a measure(s) of the program's quality.**





## PROGRAM DESCRIPTION

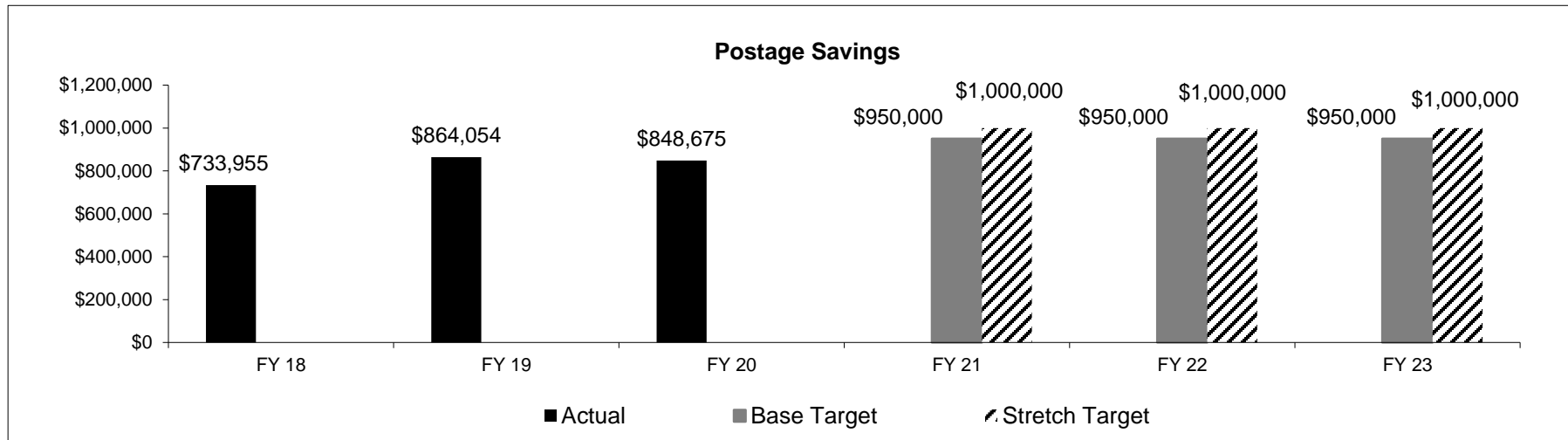
**Department:** Office of Administration

**HB Section(s):** 5.090, 5.130

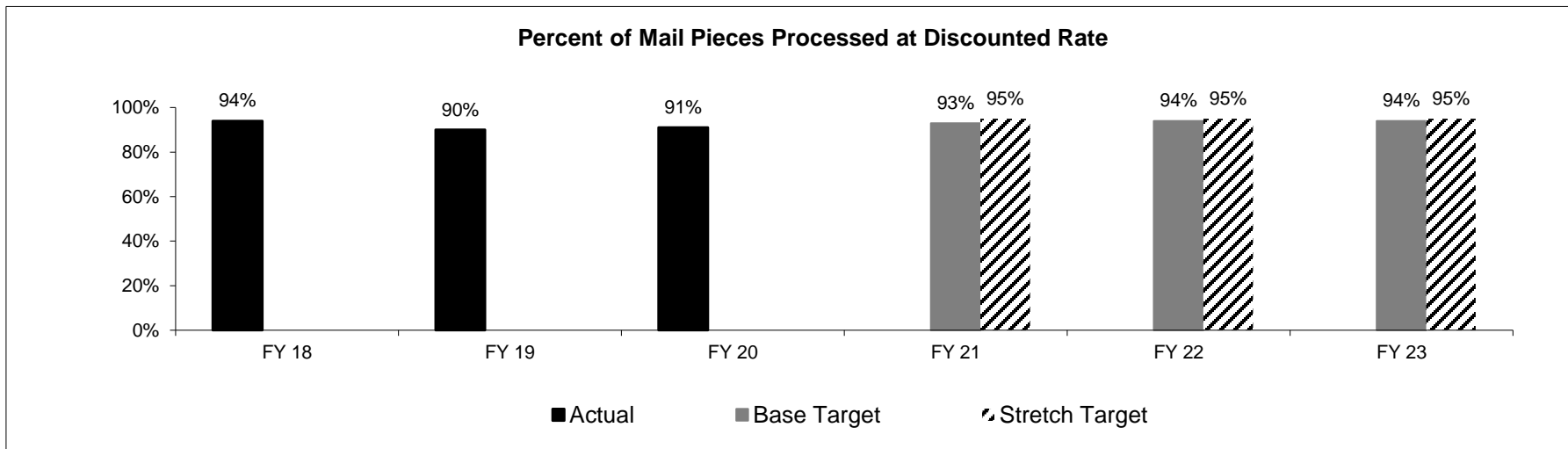
**Program Name:** Central Mail Services

**Program is found in the following core budget(s):** General Services Operating Core, Rebillable Expenses Core

**2c. Provide a measure(s) of the program's impact.**



**2d. Provide a measure(s) of the program's efficiency.**



## PROGRAM DESCRIPTION

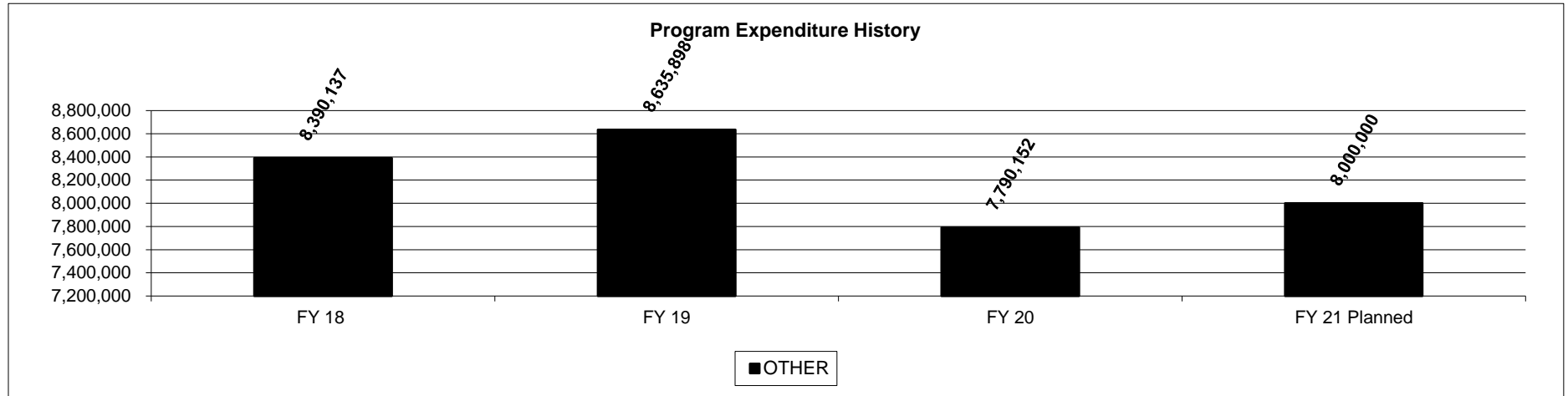
Department: Office of Administration

HB Section(s): 5.090, 5.130

Program Name: Central Mail Services

Program is found in the following core budget(s): General Services Operating Core, Rebillable Expenses Core

3. Provide actual expenditures for the prior three fiscal years and planned expenditures for the current fiscal year. (Note: Amounts do not include fringe benefit costs.)



4. What are the sources of the "Other " funds?

OA Revolving Administrative Trust Fund (0505)

5. What is the authorization for this program, i.e., federal or state statute, etc.? (Include the federal program number, if applicable.)

Section 37.120, RSMo

6. Are there federal matching requirements? If yes, please explain.

No

7. Is this a federally mandated program? If yes, please explain.

No

## PROGRAM DESCRIPTION

**Department:** Office of Administration

**HB Section(s):** 5.090 5.130, 5.145, 5.125, 5.520, 5.530

**Program Name:** Division of General Services - Risk Management

**Program is found in the following core budget(s):** Program is found in the following core budget(s): General Services Operating Core, Workers' Compensation Core, Workers' Compensation Tax Core, Legal Expense Fund Core, Property Preservation Fund Core, Rebillable Expenses Core

### 1a. What strategic priority does this program address?

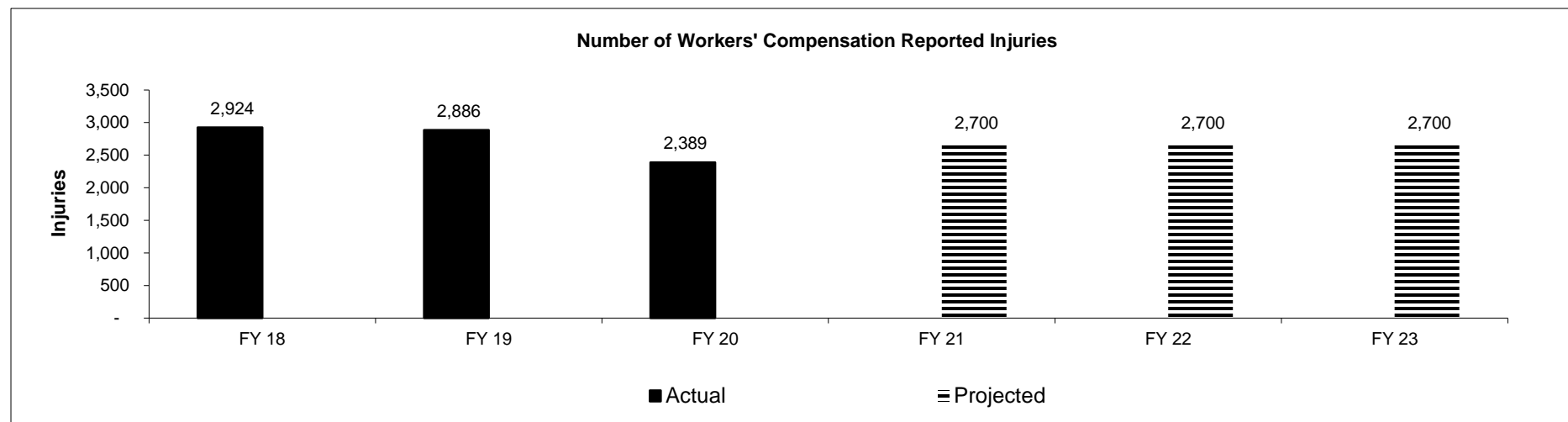
Use data and analytics to improve decision making and transparency.

### 1b. What does this program do?

Risk Management coordinates statewide risk management functions to help mitigate the State's risk and assist agencies on risk management issues through multiple programs:

- Administration of a self-insured workers' compensation benefits program that arranges for medical treatment and disability benefits to injured state employees.
- Administration of the State Legal Expense Fund. Risk Management processes payments with approval from the Attorney General's Office.
- Procurement of insurance as appropriate.
- Serves as a resource to state agencies on safety and risk management issues.

### 2a. Provide an activity measure(s) for the program.



## PROGRAM DESCRIPTION

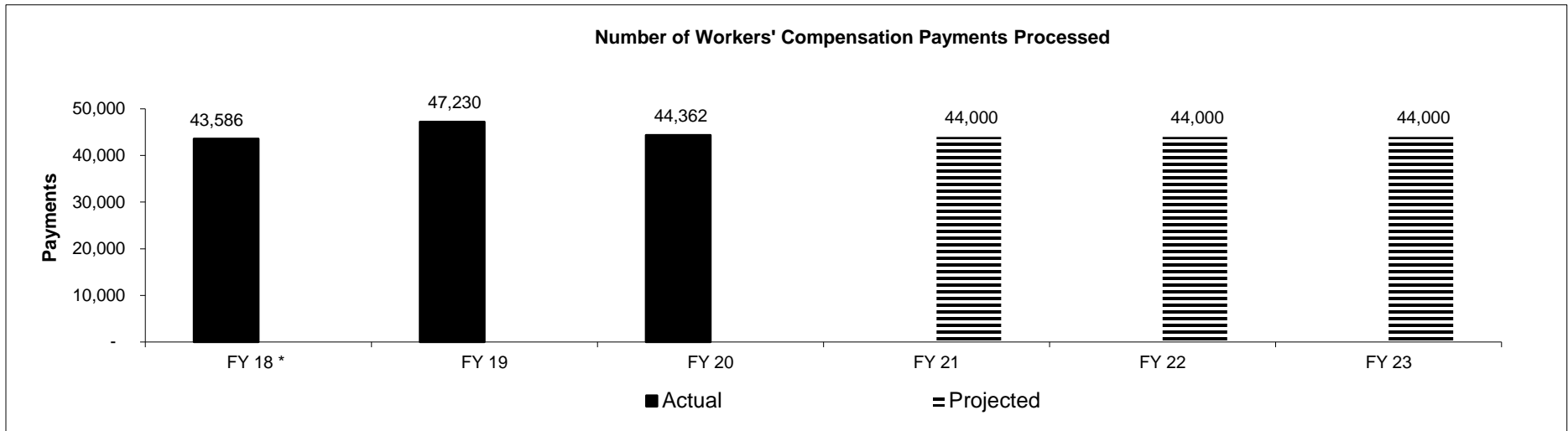
**Department:** Office of Administration

**HB Section(s):** 5.090, 5.520, 5.530

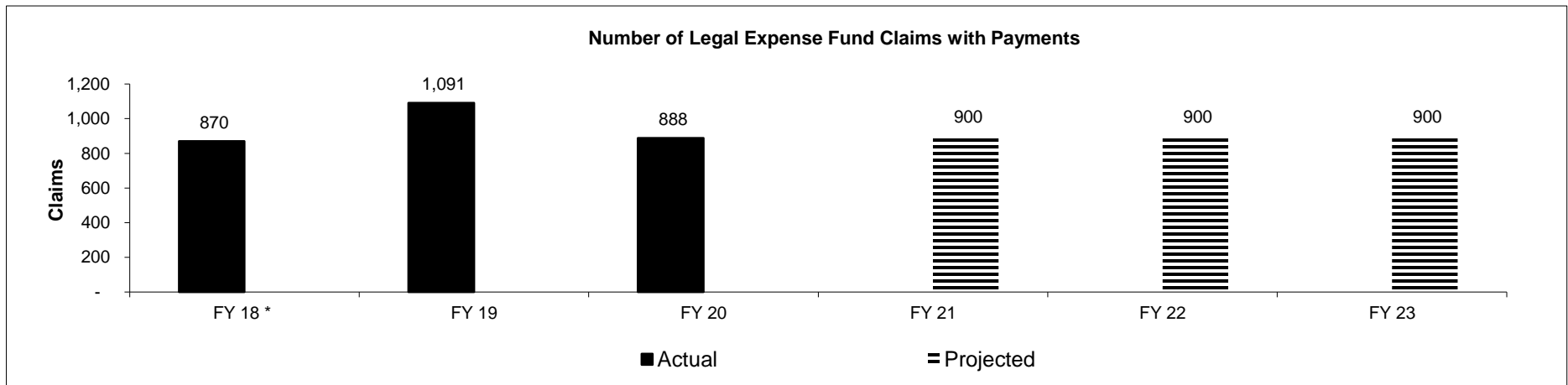
**Program Name:** Division of General Services - Risk Management

**Program is found in the following core budget(s):** Program is found in the following core budget(s): General Services Operating Core, Workers' Compensation Core,

**2a. Provide an activity measure(s) for the program.**



\*Payments processed for FY 18 were lower due to insufficient appropriation authority to process benefit payments through fiscal year end.



## PROGRAM DESCRIPTION

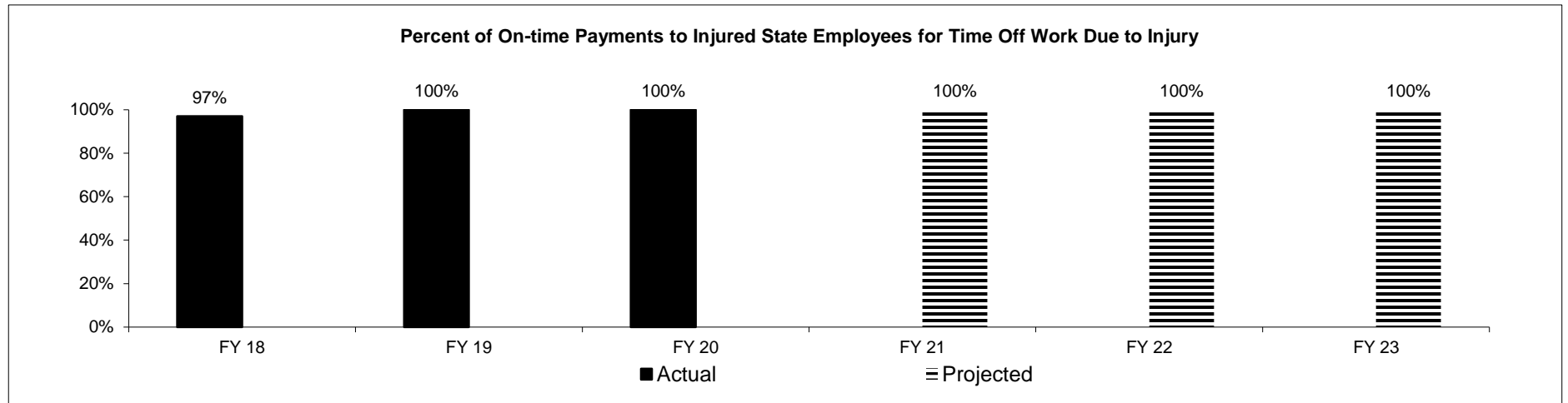
**Department:** Office of Administration

**HB Section(s):** 5.090, 5.520, 5.530

**Program Name:** Division of General Services - Risk Management

**Program is found in the following core budget(s):** Program is found in the following core budget(s): General Services Operating Core, Workers' Compensation Core,

**2b. Provide a measure(s) of the program's quality.**



## PROGRAM DESCRIPTION

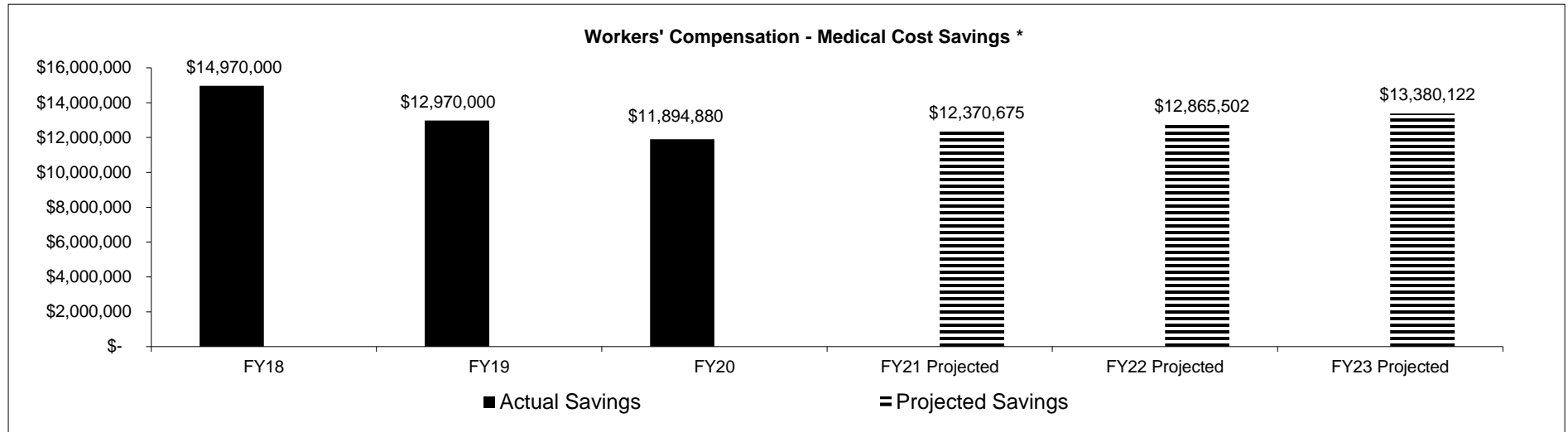
**Department:** Office of Administration

**HB Section(s):** 5.090, 5.520, 5.530

**Program Name:** Division of General Services - Risk Management

**Program is found in the following core budget(s):** Program is found in the following core budget(s): General Services Operating Core, Workers' Compensation Core,

**2c. Provide a measure(s) of the program's impact.**



\* Medical Cost Savings include Pharmacy Benefit Management Savings, Medical Cost PPO Savings and Directly Negotiated Savings with Providers

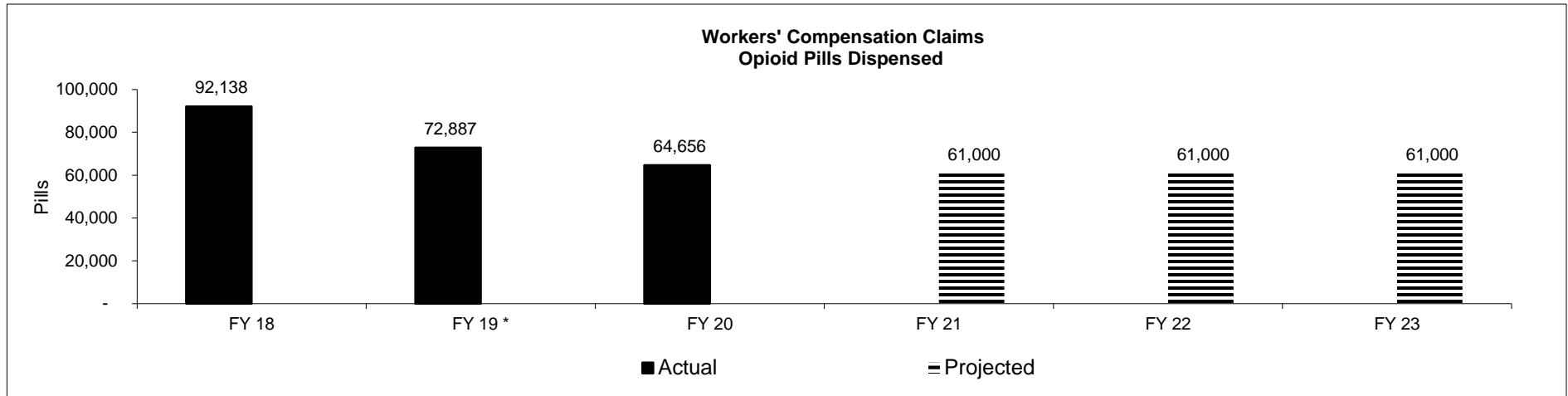
## PROGRAM DESCRIPTION

**Department:** Office of Administration

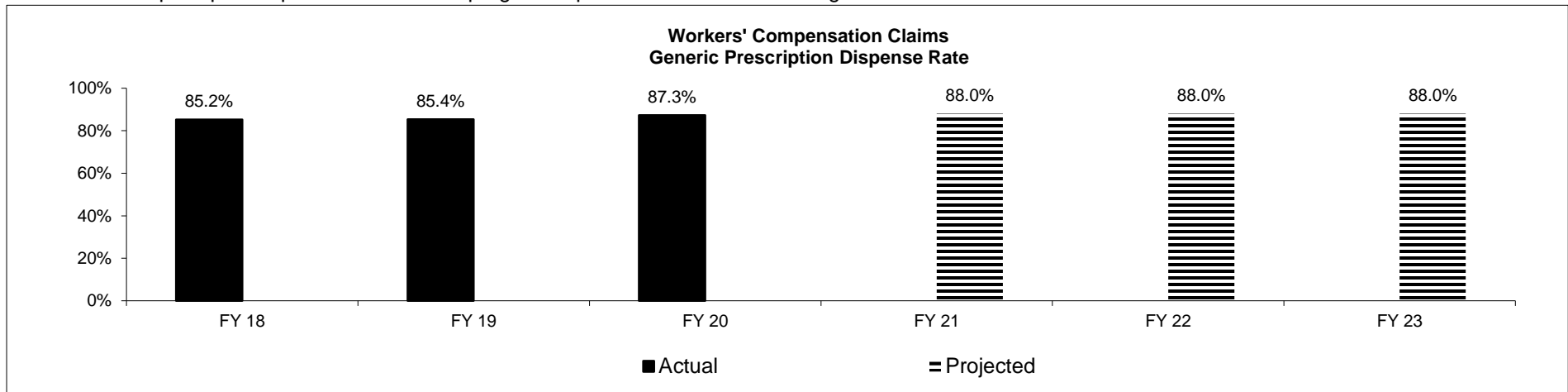
**HB Section(s):** 5.090, 5.520, 5.530

**Program Name:** Division of General Services - Risk Management

**Program is found in the following core budget(s):** Program is found in the following core budget(s): General Services Operating Core, Workers' Compensation Core,  
**2c. Provide a measure(s) of the program's impact.**



\*Reduction in opioid pills dispensed due to new program implemented based on CDC guidelines.



## PROGRAM DESCRIPTION

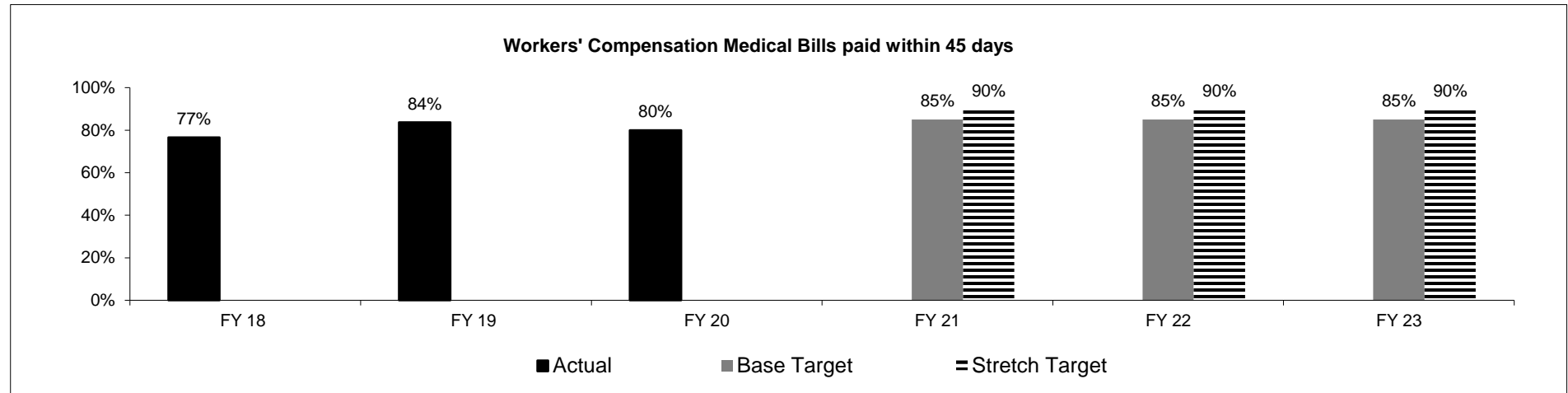
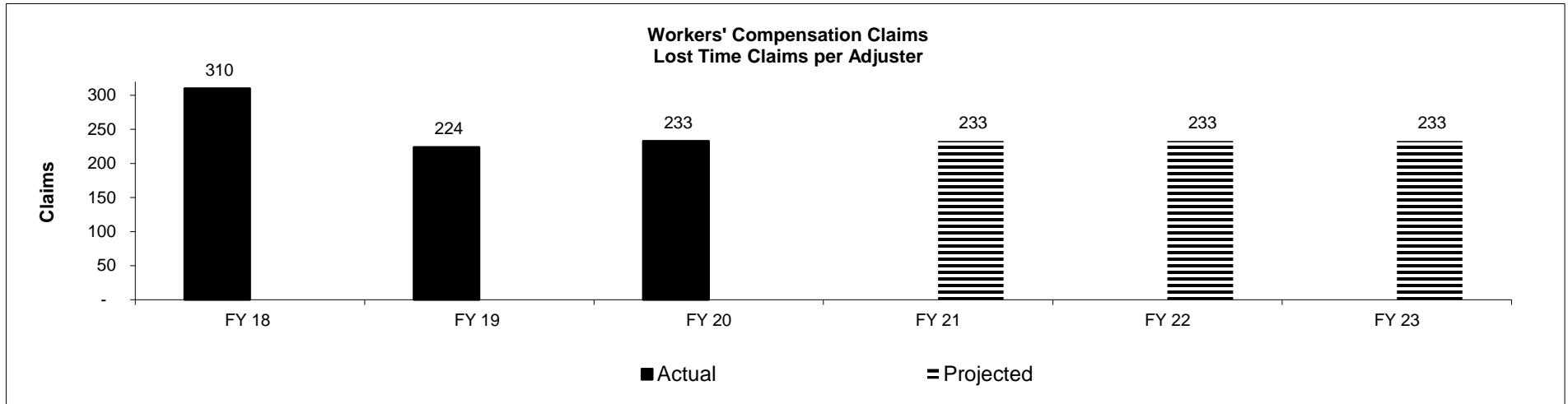
**Department:** Office of Administration

**HB Section(s):** 5.090, 5.520, 5.530

**Program Name:** Division of General Services - Risk Management

**Program is found in the following core budget(s):** Program is found in the following core budget(s): General Services Operating Core, Workers' Compensation Core,

**2d. Provide a measure(s) of the program's efficiency.**





**PROGRAM DESCRIPTION**

**Department:** Office of Administration

**HB Section(s):** 5.090, 5.520, 5.530

**Program Name:** Division of General Services - Risk Management

**Program is found in the following core budget(s):** Program is found in the following core budget(s): General Services Operating Core, Workers' Compensation Core,

	FY 18		FY 19		FY 20		FY 20 **	FY 21 **	FY 22 **
Measure	Proj.	Actual	Proj.	Actual	Proj.	Actual	Projected	Projected	Projected
Workers' Compensation Benefit Cost per Employee *	\$588.43	\$569.55	\$592.33	\$659.13	\$685.50	\$666.41	\$693.07	\$720.79	\$749.62

\* Total Workers' Compensation Tax and Benefit Cost divided by covered employees

\*\* Projected Workers' Compensation Benefit Cost per Employee increases by 4% each year due to increase in medical cost.

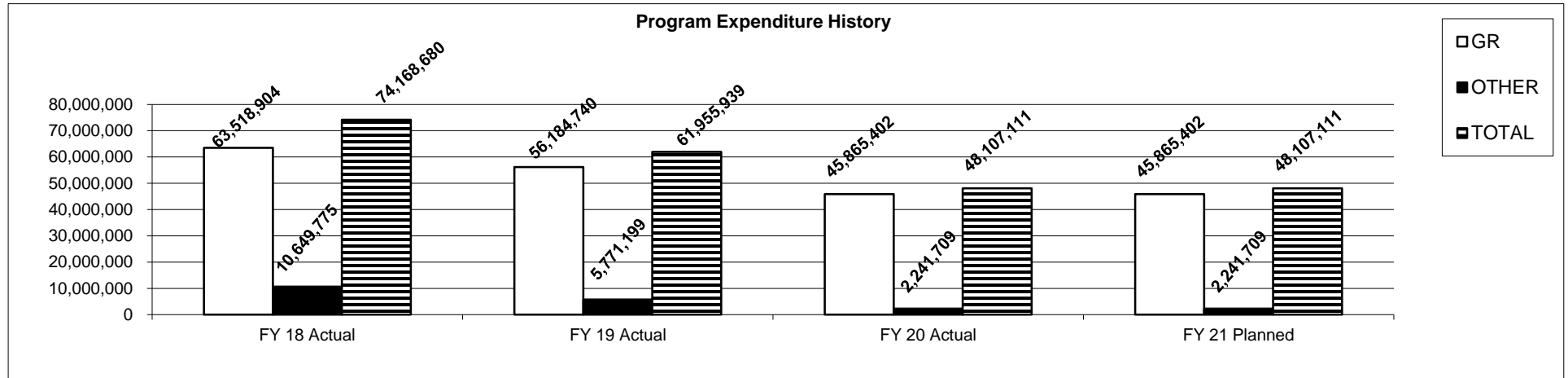
## PROGRAM DESCRIPTION

**Department:** Office of Administration

**HB Section(s):** 5.090, 5.520, 5.530

**Program Name:** Division of General Services - Risk Management

**Program is found in the following core budget(s):** Program is found in the following core budget(s): General Services Operating Core, Workers' Compensation Core,  
**3. Provide actual expenditures for the prior three fiscal years and planned expenditures for the current fiscal year. (Note: Amounts do not include fringe benefit costs.)**



**4. What are the sources of the "Other " funds?**

Conservation Commission Fund (0609), Legal Expense Fund (0692), OA Revolving Administrative Trust Fund (0505), State Property Preservation Fund (0128). All other state funds that have workers' compensation expenditures reimburse GR through transfer appropriations for expenditures and tax obligations. Similarly, certain other funds pay into the Legal Expense Fund through a transfer appropriation for their cost of claims.

**5. What is the authorization for this program, i.e., federal or state statute, etc.? (Include the federal program number, if applicable.)**

Chapter 287; Section 105.810; Section 105.711 et. seq.; Section 37.410 et. seq. and Section 537.600, RSMo

**6. Are there federal matching requirements? If yes, please explain.**

No

**7. Is this a federally mandated program? If yes, please explain.**

No

## PROGRAM DESCRIPTION

**Department:** Office of Administration

**HB Section(s):** 5.090, 5.520, 5.530

**Program Name:** Division of General Services - Risk Management

**Program is found in the following core budget(s):** Program is found in the following core budget(s): General Services Operating Core, Workers' Compensation Core,

**FY 20 Legal Expense Fund Settlements/Judgments over \$100,000**

<b>Agency</b>	<b>Amount</b>	<b>Case Type</b>	<b>Case</b>
Judiciary	\$ 221,849	Discrimination	Janette McKee, et al. v Judiciary
St Louis	\$ 290,000	Inmate	ABS v St. Louis Board of Police Commissioners
Agriculture	\$ 125,000	Employment	Erica Payne v Department of Agriculture
Missouri State University	\$ 200,000	Employment	Leta Moler v Missouri State University
Health & Senior Services	\$ 120,000	Employment	Brockhouse & Njong v Department of Health & Senior Services
Public Safety	\$ 557,505	Attorney Fees	Missouri Broadcasters Association, et al. v Department of Public Safety, et al.
Public Safety	\$ 177,148	Medical Malpractice	Kathleen Hylla v Department of Public Safety
Corrections	\$ 426,391	Employment	Ana Barrios v Department of Corrections
Corrections	\$ 2,019,029	Discrimination	Richard Dixson v Department of Corrections
St Louis	\$ 1,000,000	1983 Civil Rights Act	Alfreida & George Allen v City of Saint Louis
Kansas City	\$ 2,121,951	Statutory Reimbursement	KC Board of Police Commissioners

## PROGRAM DESCRIPTION

**Department:** Office of Administration

**HB Section(s):** 5.090, 5.130

**Program Name:** Fleet Management

**Program is found in the following core budget(s):** GS Operating Core, Rebillable Expenses Core

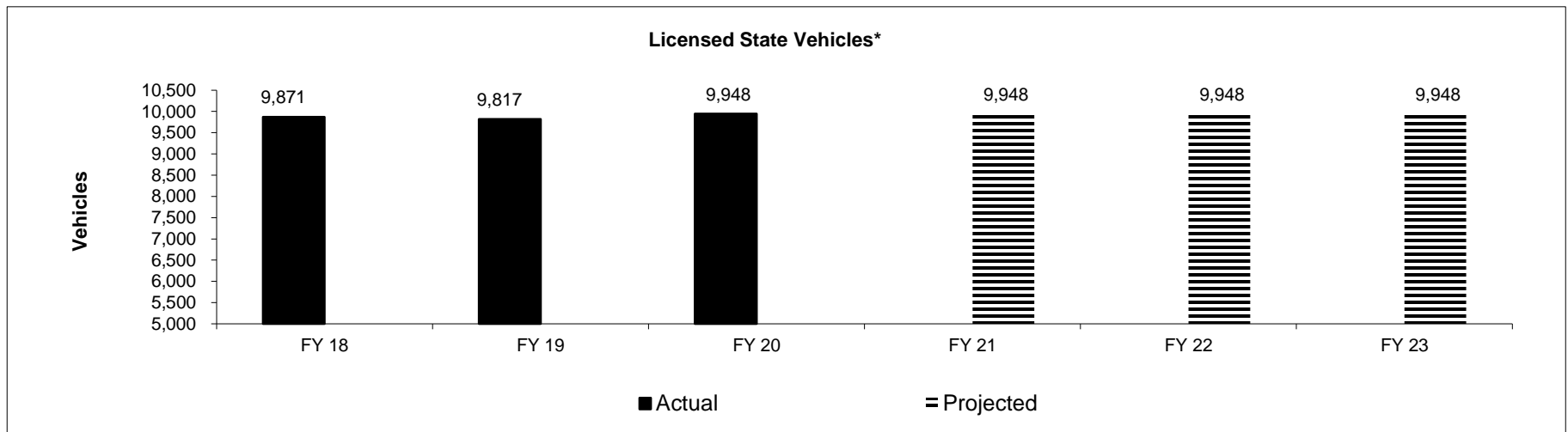
**1a. What strategic priority does this program address?**

Use data and analytics to improve decision making and transparency.

**1b. What does this program do?**

Fleet Management coordinates statewide fleet functions to help agencies manage their vehicle fleets. Fleet Management establishes statewide policies governing state vehicle operations and management; coordinates a centralized fleet information system, pre-approves most agency vehicle purchases, serves as a resource on fleet management issues and reports annually the status of the state vehicle fleet to the Governor and General Assembly.

**2a. Provide an activity measure(s) for the program.**



**Key for Performance Measures**

\*All state department data included.

\*\*All departments except MoDOT.

\*\*\* Data in OA Fleet System only - does not include MoDOT, Highway Patrol or Conservation.

\*\*\*\* Decreased due to COVID-19 impact on state business travel.

## PROGRAM DESCRIPTION

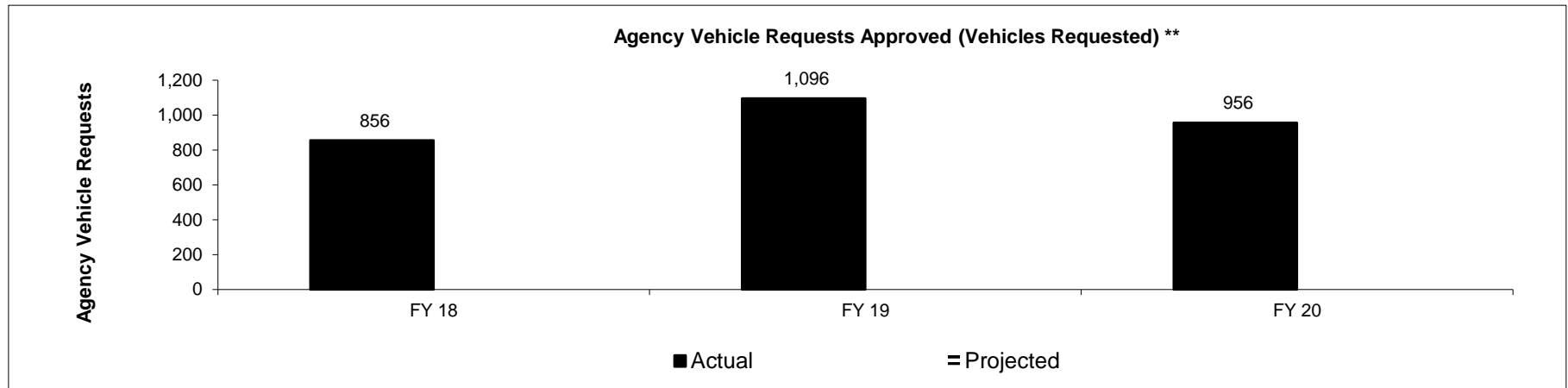
**Department:** Office of Administration

**HB Section(s):** 5.090, 5.130

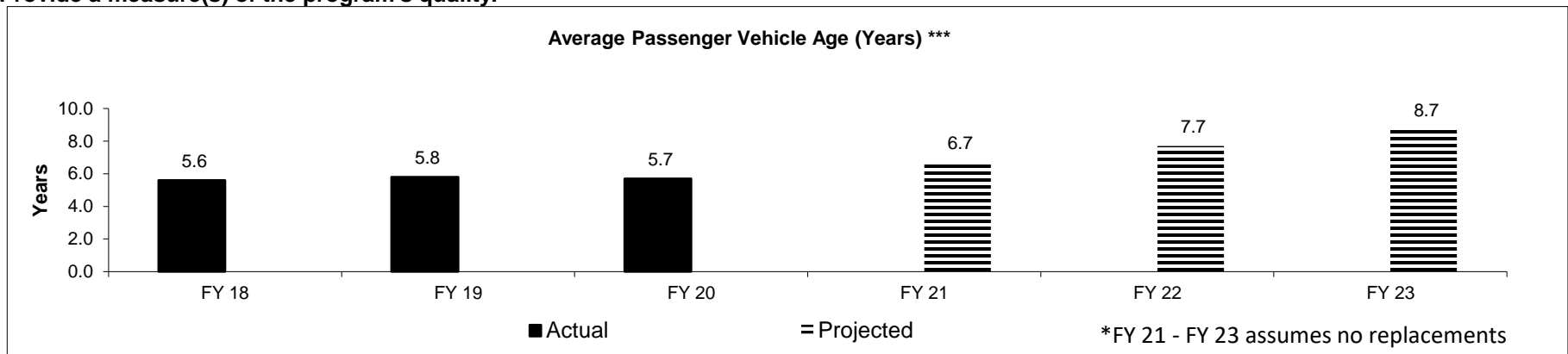
**Program Name:** Fleet Management

**Program is found in the following core budget(s):** GS Operating Core, Rebillable Expenses Core

**2a. Provide an activity measure(s) for the program.**



**2b. Provide a measure(s) of the program's quality.**



### Key for Performance Measures

\*All state department data included.

\*\*All departments except MoDOT.

\*\*\* Data in OA Fleet System only - does not include MoDOT, Highway Patrol or Conservation.

\*\*\*\* Decreased due to COVID-19 impact on state business travel.

## PROGRAM DESCRIPTION

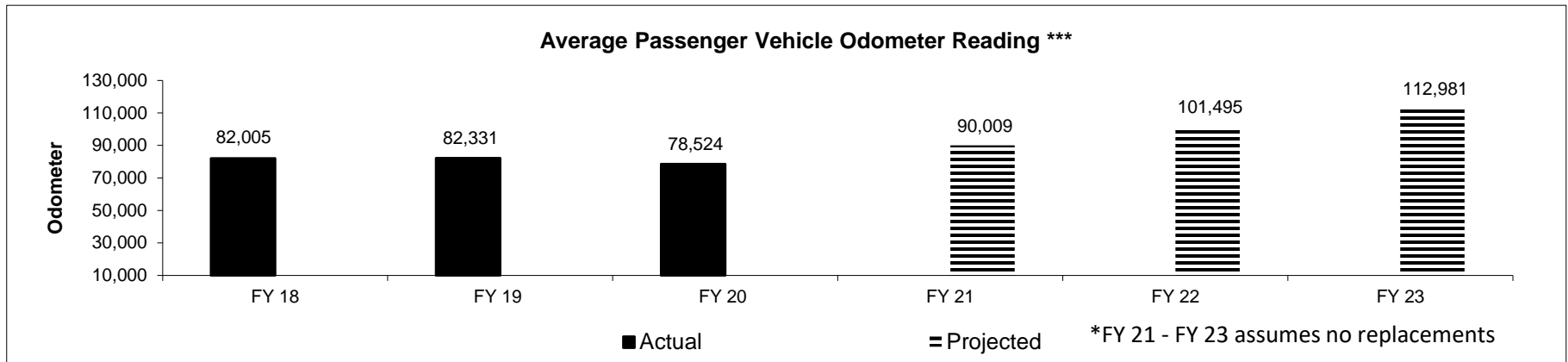
**Department:** Office of Administration

**HB Section(s):** 5.090, 5.130

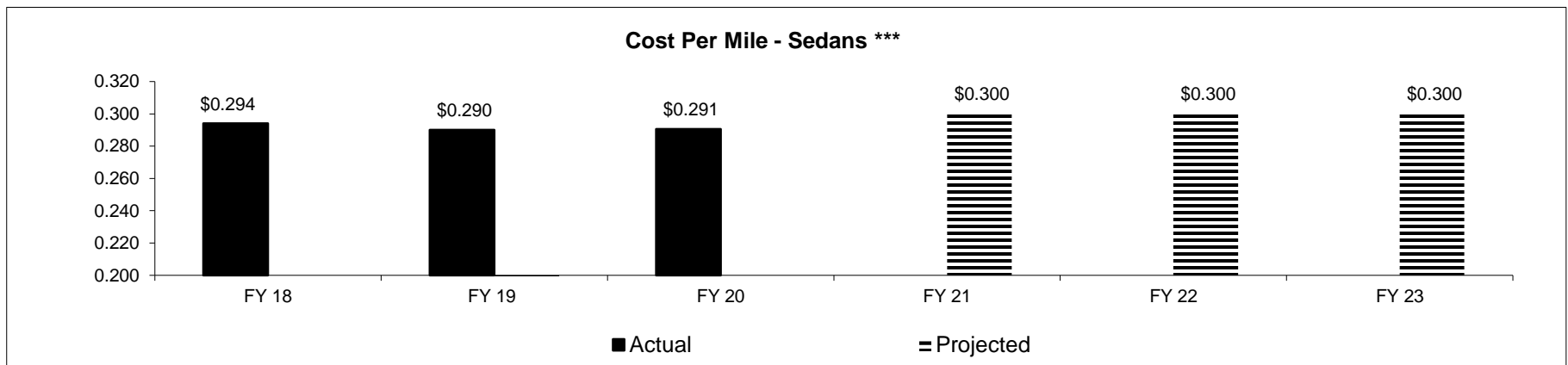
**Program Name:** Fleet Management

**Program is found in the following core budget(s):** GS Operating Core, Rebillable Expenses Core

**2b. Provide a measure(s) of the program's quality.**



**2c. Provide a measure(s) of the program's impact.**



### Key for Performance Measures

\*All state department data included.

\*\*All departments except MoDOT.

\*\*\* Data in OA Fleet System only - does not include MoDOT, Highway Patrol or Conservation.

\*\*\*\* Decreased due to COVID-19 impact on state business travel.

## PROGRAM DESCRIPTION

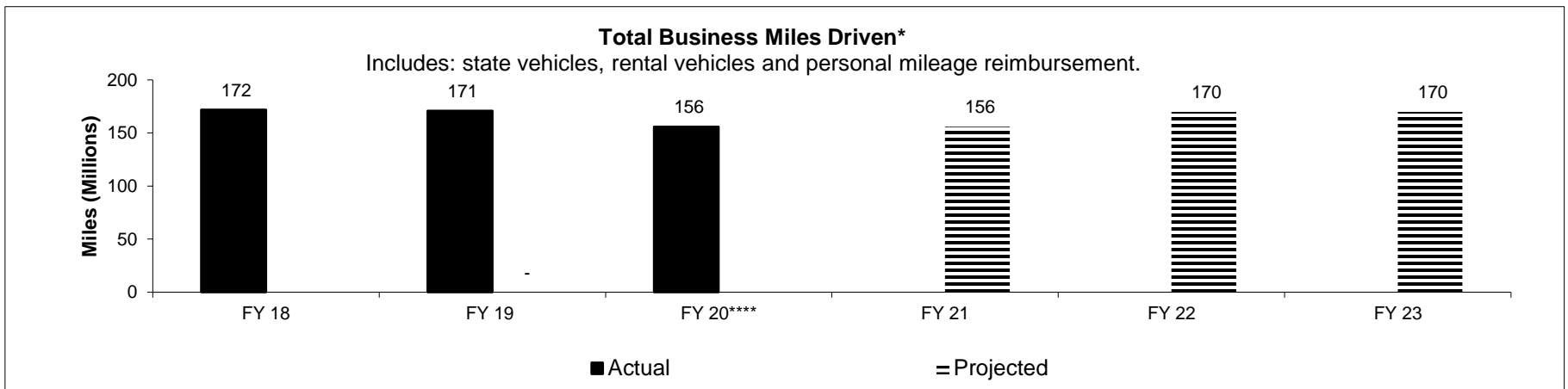
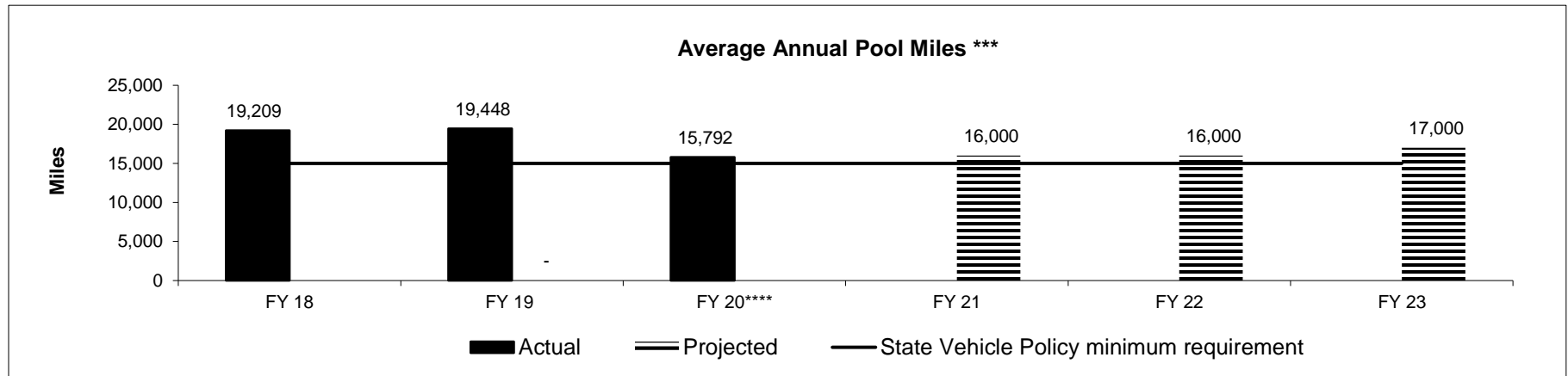
**Department:** Office of Administration

**HB Section(s):** 5.090, 5.130

**Program Name:** Fleet Management

**Program is found in the following core budget(s):** GS Operating Core, Rebillable Expenses Core

**2c. Provide a measure(s) of the program's impact.**



### Key for Performance Measures

\*All state department data included.

\*\*All departments except MoDOT.

\*\*\* Data in OA Fleet System only - does not include MoDOT, Highway Patrol or Conservation.

\*\*\*\* Decreased due to COVID-19 impact on state business travel.

## PROGRAM DESCRIPTION

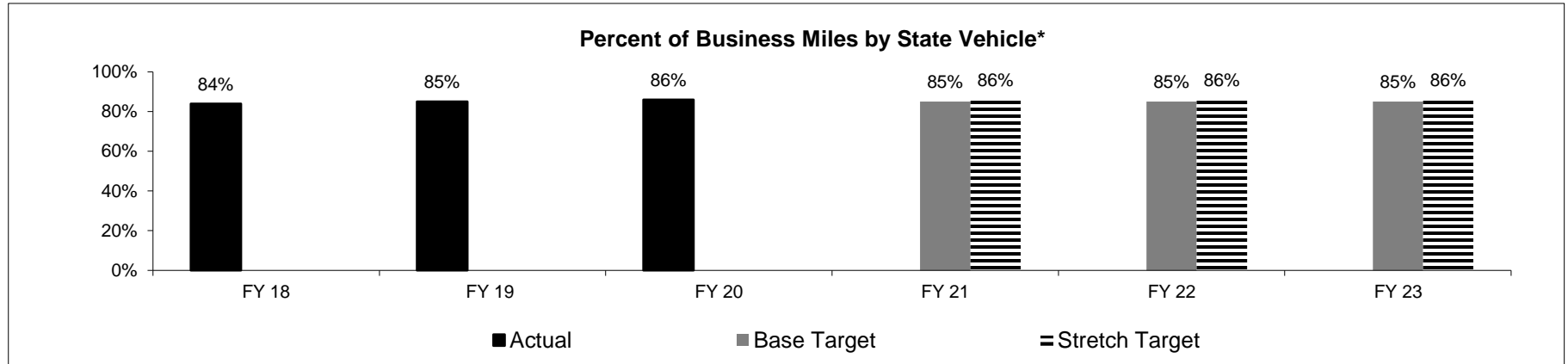
**Department:** Office of Administration

**HB Section(s):** 5.090, 5.130

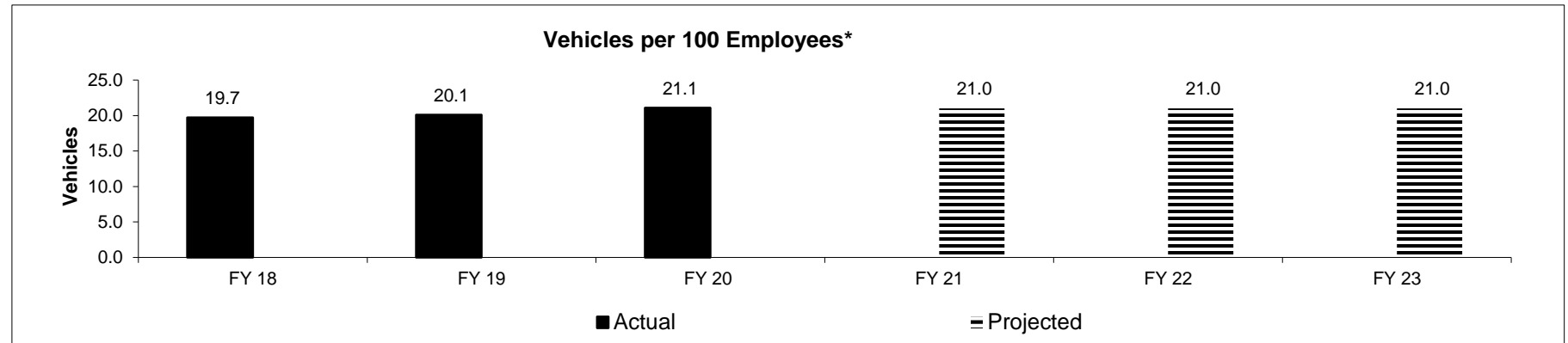
**Program Name:** Fleet Management

**Program is found in the following core budget(s):** GS Operating Core, Rebillable Expenses Core

**2c. Provide a measure(s) of the program's impact.**



**2d. Provide a measure(s) of the program's efficiency.**



**Key for Performance Measures**

\*All state department data included.

\*\*All departments except MoDOT.

\*\*\* Data in OA Fleet System only - does not include MoDOT, Highway Patrol or Conservation.

\*\*\*\* Decreased due to COVID-19 impact on state business travel.



## PROGRAM DESCRIPTION

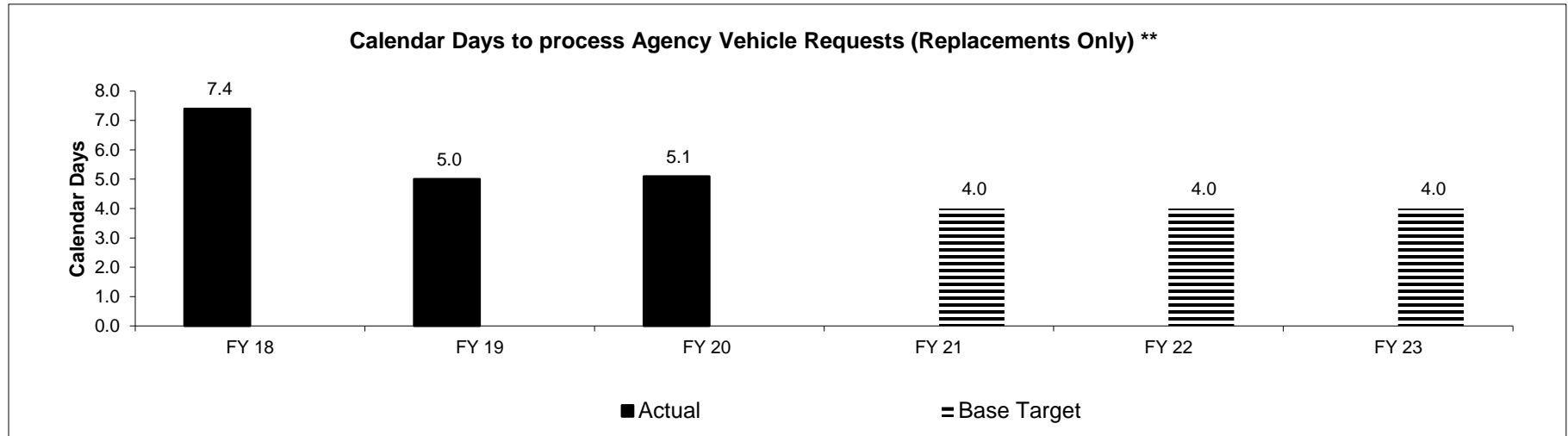
**Department:** Office of Administration

**HB Section(s):** 5.090, 5.130

**Program Name:** Fleet Management

**Program is found in the following core budget(s):** GS Operating Core, Rebillable Expenses Core

**2d. Provide a measure(s) of the program's efficiency.**



**Key for Performance Measures**

\*All state department data included.

\*\*All departments except MoDOT.

\*\*\* Data in OA Fleet System only - does not include MoDOT, Highway Patrol or Conservation.

\*\*\*\* Decreased due to COVID-19 impact on state business travel.

## PROGRAM DESCRIPTION

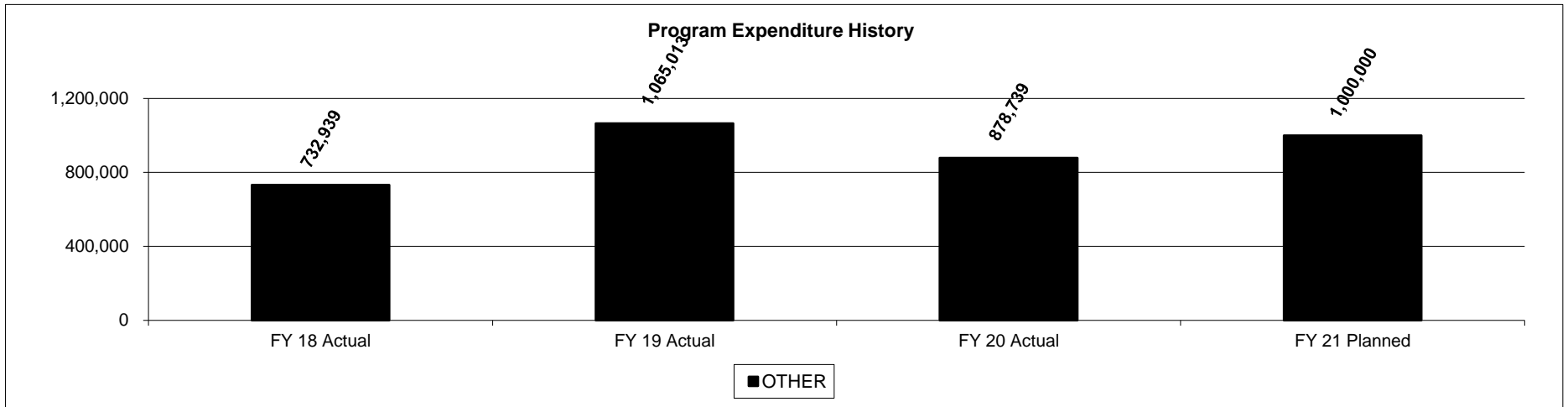
**Department:** Office of Administration

**HB Section(s):** 5.090, 5.130

**Program Name:** Fleet Management

**Program is found in the following core budget(s):** GS Operating Core, Rebillable Expenses Core

**3. Provide actual expenditures for the prior three fiscal years and planned expenditures for the current fiscal year. (Note: Amounts do not include fringe benefit costs.)**



\*Expenditures include payments made by other agencies through an interagency spending delegation agreement for vehicle purchases in accordance with section 37.452 RSMo.

**4. What are the sources of the "Other " funds?**

OA Revolving Administrative Trust Fund (0505)

**5. What is the authorization for this program, i.e., federal or state statute, etc.? (Include the federal program number, if applicable.)**

Section 37.450, RSMo

**6. Are there federal matching requirements? If yes, please explain.**

No

**7. Is this a federally mandated program? If yes, please explain.**

No

## PROGRAM DESCRIPTION

**Department:** Office of Administration

**HB Section(s):** 5.090, 5.130

**Program Name:** Vehicle Maintenance

**Program is found in the following core budget(s):** General Services Operating Core and Rebillable Expenses Core

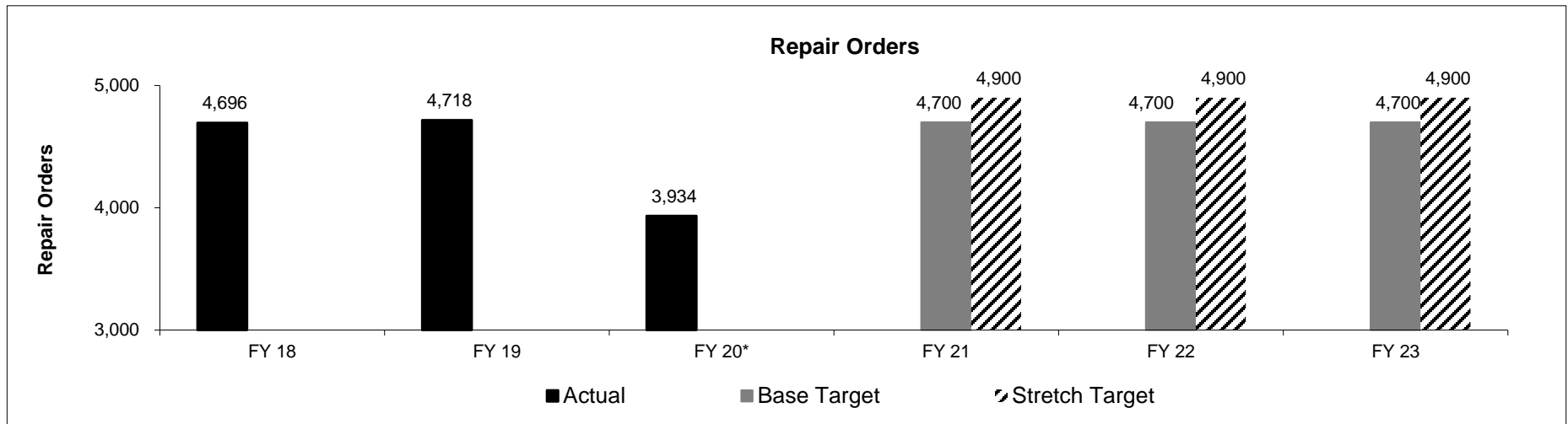
### 1a. What strategic priority does this program address?

Deliver the right stuff at the right price and at the right time.

### 1b. What does this program do?

Vehicle Maintenance provides complete diagnostic, mechanical repair, and body shop services for state vehicles principally stationed in the Jefferson City area at a cost lower than private sector garages. Work release offenders from Algoa Correctional Center are utilized along with ASE certified state mechanics to provide services. The program provides vital job training skills to the offenders that are easily transferrable upon their release. State agencies that use the program are assured that only necessary repairs are made to state vehicles. Additionally, Vehicle Maintenance team members provide vehicle repair advice and recommendations to agencies located outside of Jefferson City and work with outside repair vendors on behalf of state agencies to ensure services are charged appropriately.

### 2a. Provide an activity measure(s) for the program.



\*Decrease in Repair Orders due to COVID-19 impact.

## PROGRAM DESCRIPTION

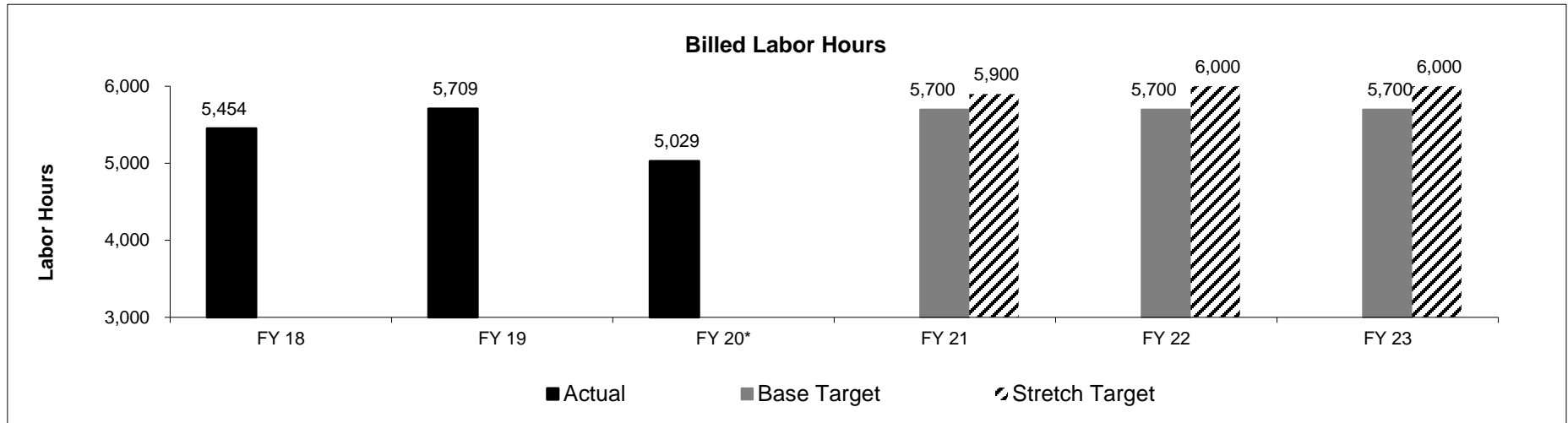
**Department:** Office of Administration

**HB Section(s):** 5.090, 5.130

**Program Name:** Vehicle Maintenance

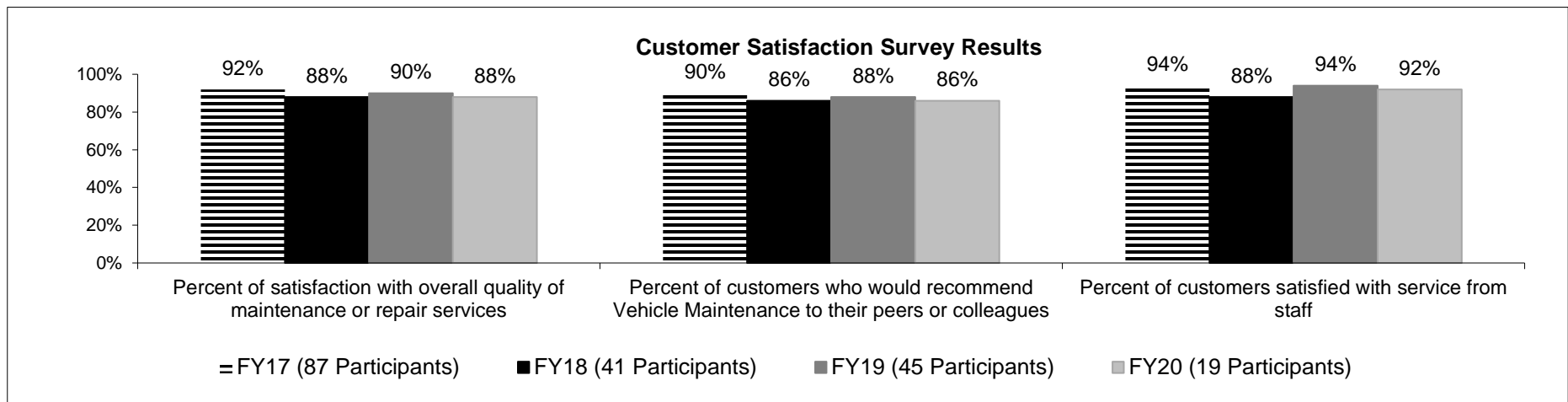
**Program is found in the following core budget(s):** General Services Operating Core and Rebillable Expenses Core

**2a. Provide an activity measure(s) for the program.**



\*Decrease in Billed Labor Hours due to COVID-19 impact.

**2b. Provide a measure(s) of the program's quality.**



## PROGRAM DESCRIPTION

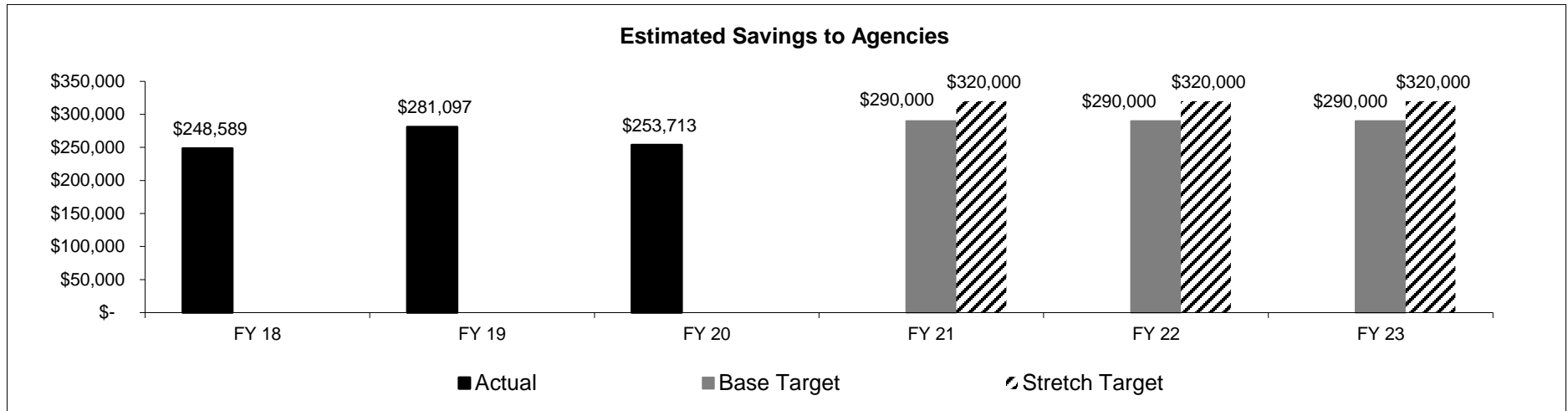
**Department:** Office of Administration

**HB Section(s):** 5.090, 5.130

**Program Name:** Vehicle Maintenance

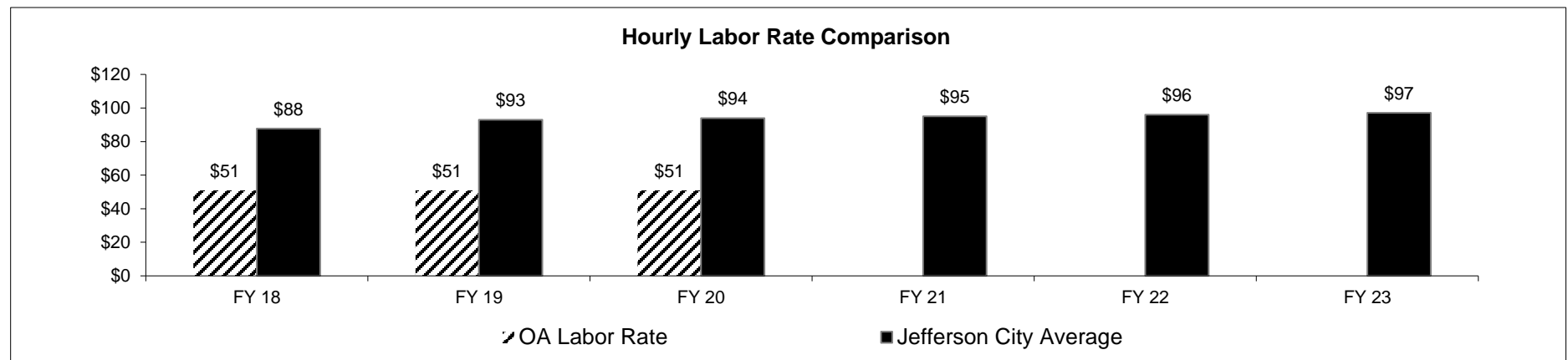
**Program is found in the following core budget(s):** General Services Operating Core and Rebillable Expenses Core

**2c. Provide a measure(s) of the program's impact.**



Savings are calculated through annual pricing surveys of external providers for routine services and labor rates.

**2d. Provide a measure(s) of the program's efficiency.**



## PROGRAM DESCRIPTION

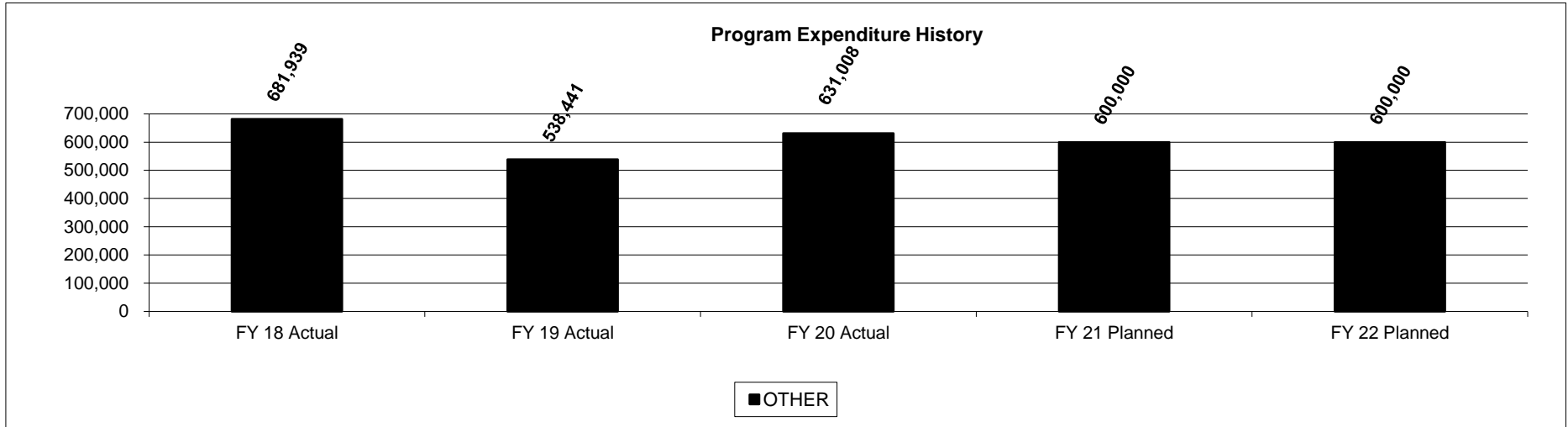
Department: Office of Administration

HB Section(s): 5.090, 5.130

Program Name: Vehicle Maintenance

Program is found in the following core budget(s): General Services Operating Core and Rebillable Expenses Core

3. Provide actual expenditures for the prior three fiscal years and planned expenditures for the current fiscal year. (Note: Amounts do not include fringe benefit costs.)



4. What are the sources of the "Other " funds?

OA Revolving Administrative Trust Fund (0505)

5. What is the authorization for this program, i.e., federal or state statute, etc.? (Include the federal program number, if applicable.)

State Vehicle Policy (SP-4)

6. Are there federal matching requirements? If yes, please explain.

No

7. Is this a federally mandated program? If yes, please explain.

No

## PROGRAM DESCRIPTION

**Department:** Office of Administration

**HB Section(s):** 5.090, 5.130

**Program Name:** OA Carpool

**Program is found in the following core budget(s):** GS Operating Core, Rebillable Expenses Core

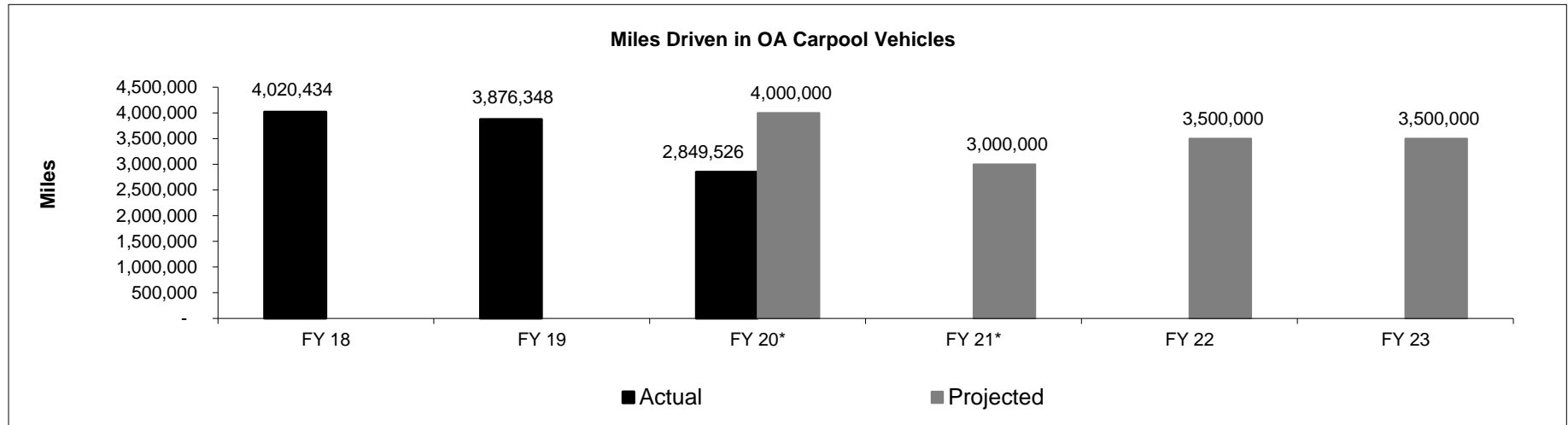
**1a. What strategic priority does this program address?**

Deliver the right stuff at the right price and at the right time.

**1b. What does this program do?**

OA Carpool helps state agencies and employees by operating a lower cost, centralized motor pool in Jefferson City. State employees have access to a variety of fleet vehicles from six locations throughout the city for official business purposes. Pool vehicles are available 24/7, 365 days a year and trip requests are submitted through a convenient, automated web-based system. The pickup process is simple and takes less than a minute. OA Carpool oversees daily functions and maintenance of vehicles. State employees utilize the pool based on their specific trip requirements, and when it is most cost effective to do so based on the web-based Trip Optimizer tool. For most trips, the Carpool is cheaper than a contracted rental vehicle or personal mileage reimbursement.

**2a. Provide an activity measure(s) for the program.**



\*Miles driven decreased due to the COVID-19 impact on state travel.

## PROGRAM DESCRIPTION

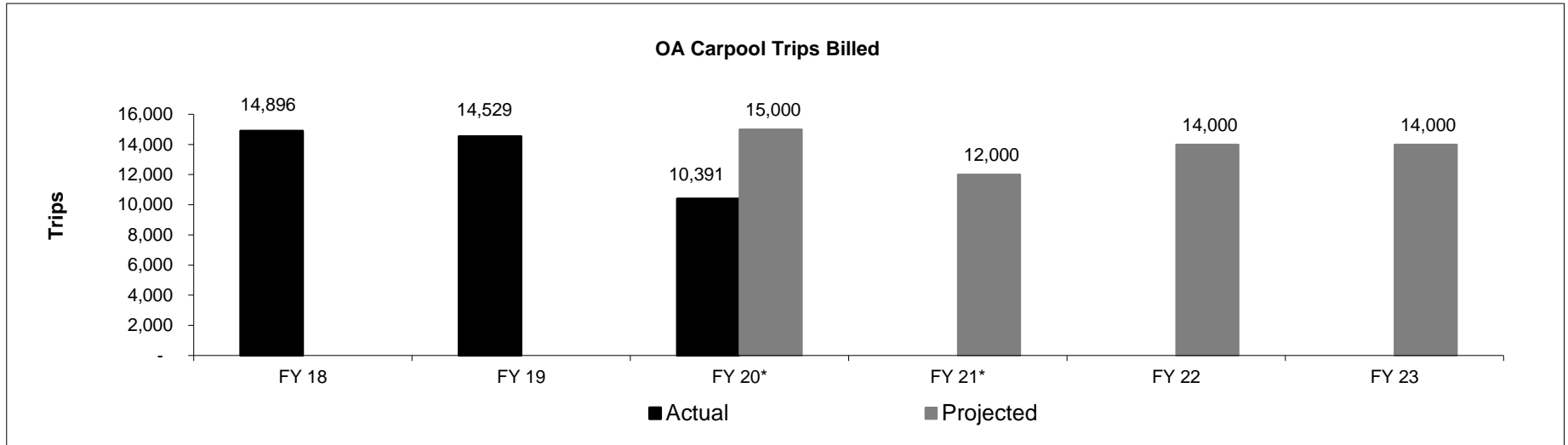
Department: Office of Administration

HB Section(s): 5.090, 5.130

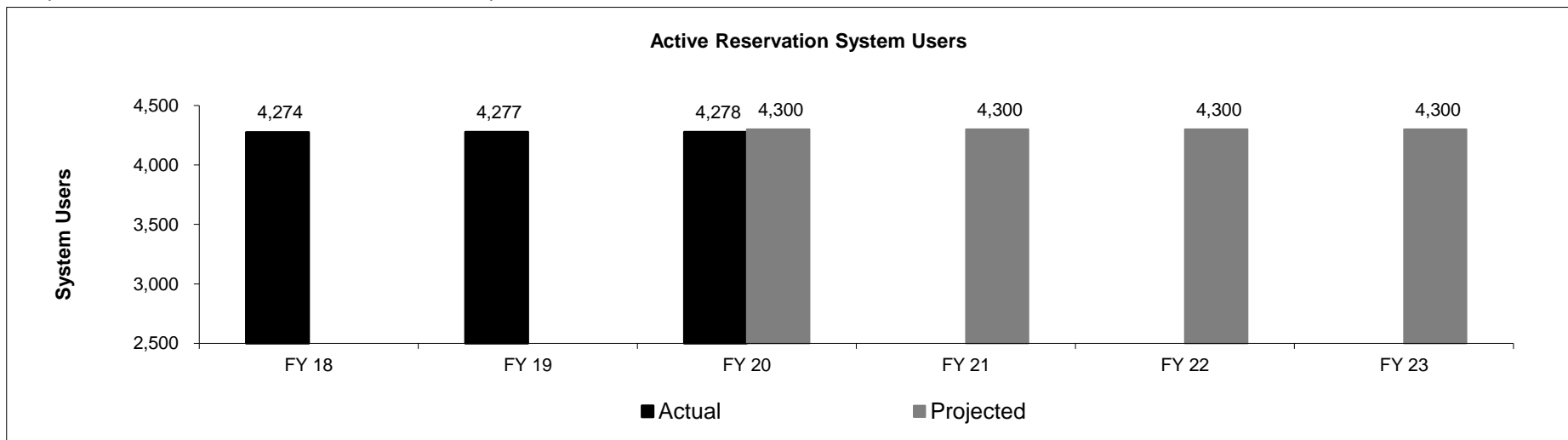
Program Name: OA Carpool

Program is found in the following core budget(s): GS Operating Core, Rebillable Expenses Core

2a. Provide an activity measure(s) for the program.



\*Trips billed decreased due to the COVID-19 impact on state travel.





## PROGRAM DESCRIPTION

Department: Office of Administration

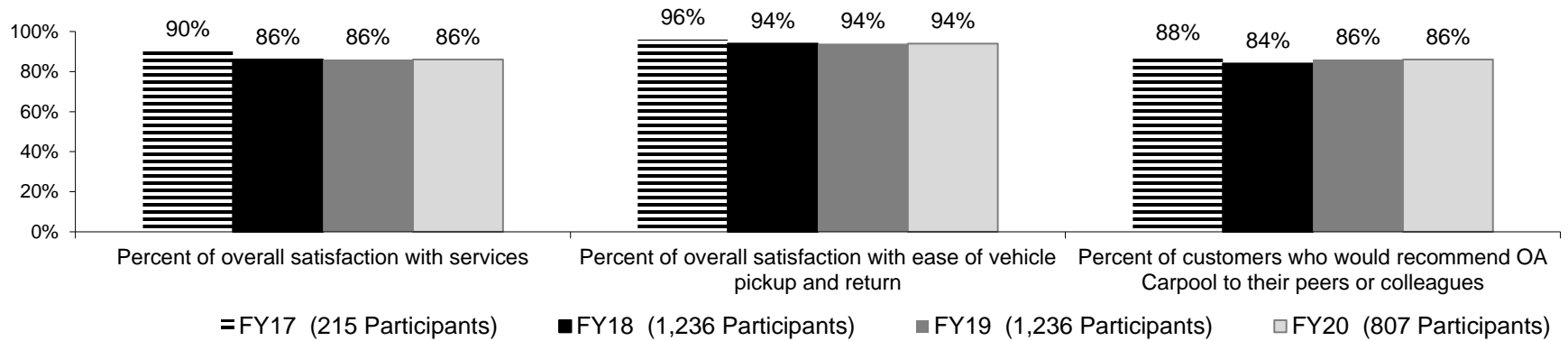
HB Section(s): 5.090, 5.130

Program Name: OA Carpool

Program is found in the following core budget(s): GS Operating Core, Rebillable Expenses Core

2b. Provide a measure(s) of the program's quality.

### Customer Satisfaction Survey Results



## PROGRAM DESCRIPTION

**Department:** Office of Administration

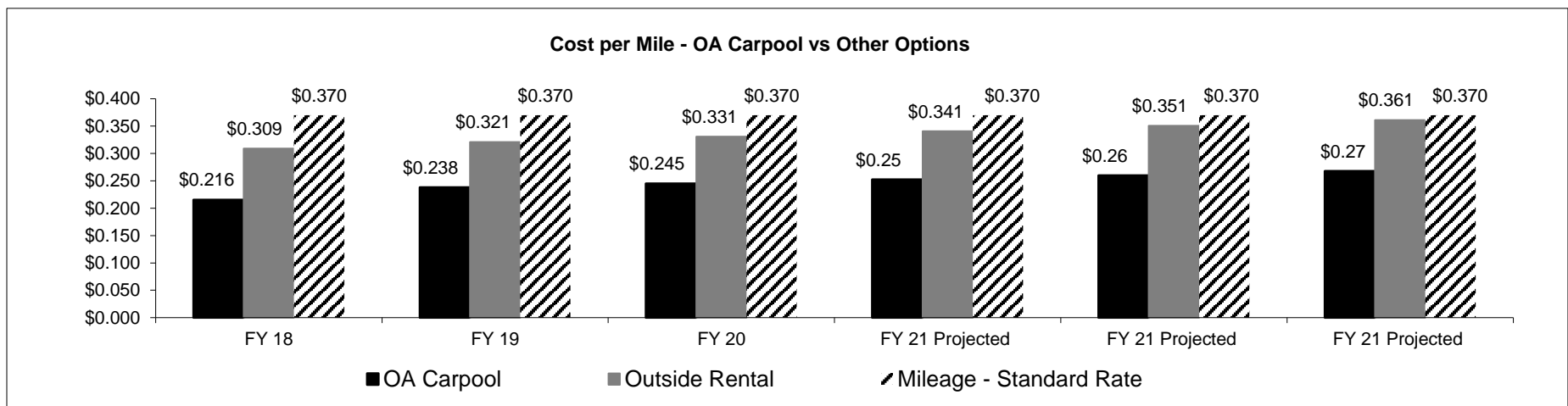
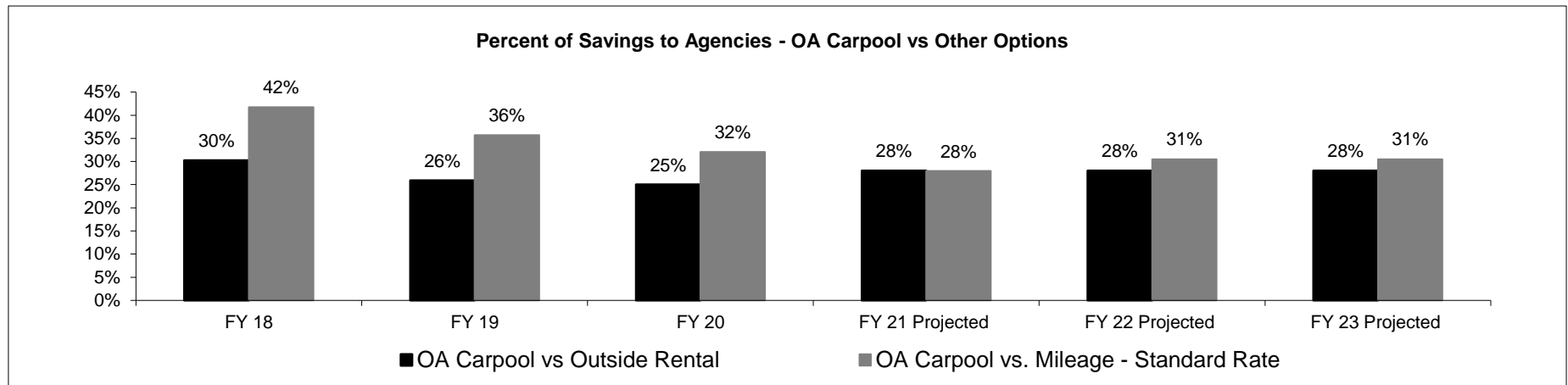
**HB Section(s):** 5.090, 5.130

**Program Name:** OA Carpool

**Program is found in the following core budget(s):** GS Operating Core, Rebillable Expenses Core

### 2c. Provide a measure(s) of the program's impact.

For FY 20, OA Carpool vehicles were 25% less expensive overall than rental vehicles through a contractor, and 32% less expensive than personal mileage reimbursement at the \$.37 per mile rate.



## PROGRAM DESCRIPTION

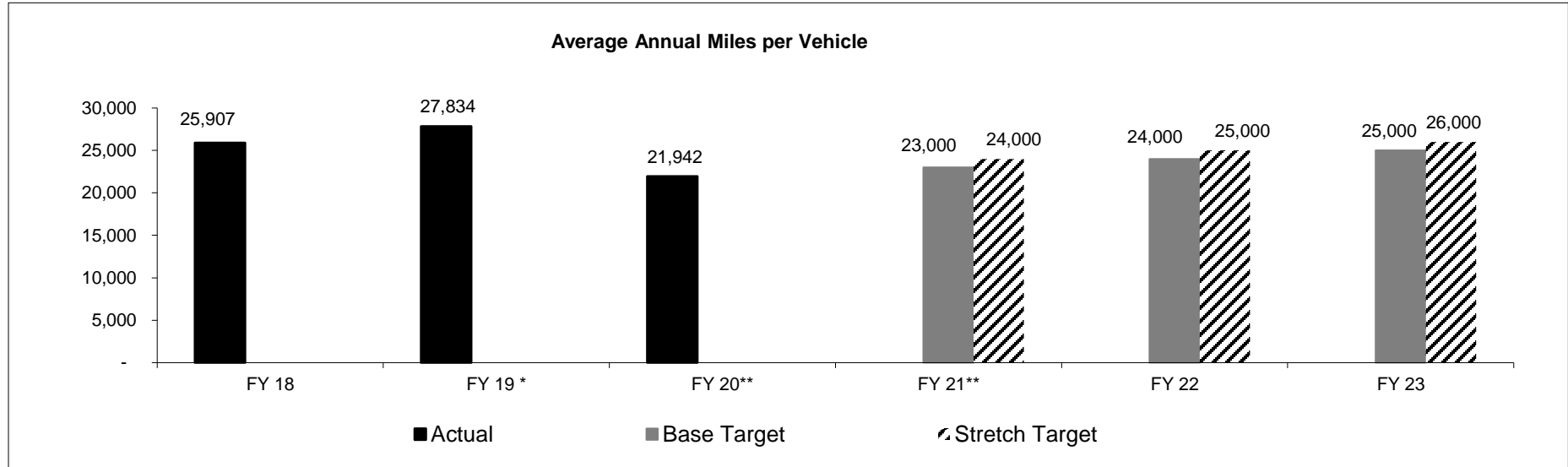
**Department:** Office of Administration

**HB Section(s):** 5.090, 5.130

**Program Name:** OA Carpool

**Program is found in the following core budget(s):** GS Operating Core, Rebillable Expenses Core

**2d. Provide a measure(s) of the program's efficiency.**



\*Increase in Average Annual Miles Per Vehicle due to right-sizing initiative in FY17

\*\*Average Annual Miler per Vehicle decreased due to COVID-19 impact on state travel.

## PROGRAM DESCRIPTION

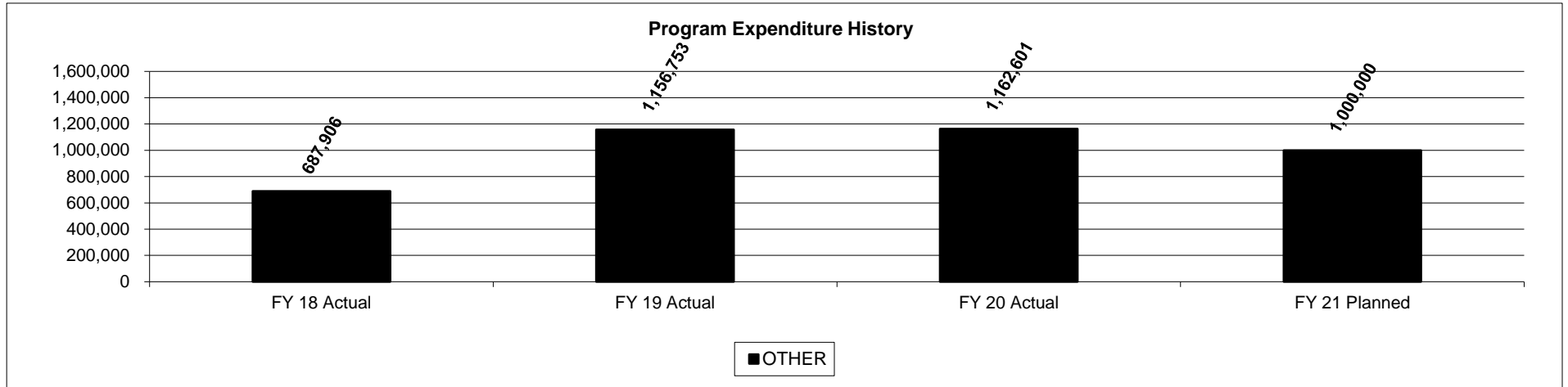
Department: Office of Administration

HB Section(s): 5.090, 5.130

Program Name: OA Carpool

Program is found in the following core budget(s): GS Operating Core, Rebillable Expenses Core

3. Provide actual expenditures for the prior three fiscal years and planned expenditures for the current fiscal year. (Note: Amounts do not include fringe benefit costs.)



4. What are the sources of the "Other " funds?

OA Revolving Administrative Trust Fund (0505)

5. What is the authorization for this program, i.e., federal or state statute, etc.? (Include the federal program number, if applicable.)

Section 37.450, RSMo

6. Are there federal matching requirements? If yes, please explain.

No

7. Is this a federally mandated program? If yes, please explain.

No



## CORE DECISION ITEM

<b>Department</b>	<b>Office of Administration</b>	<b>Budget Unit</b>	<u>31125</u>
<b>Division</b>	<b>Division of General Services</b>		
<b>Core</b>	<b>Surplus Property/Recycling - Operating</b>	<b>HB Section</b>	<u>5.095</u>

### 1. CORE FINANCIAL SUMMARY

FY 2022 Budget Request					FY 2022 Governor's Recommendation				
	GR	Federal	Other	Total		GR	Federal	Other	Total
PS	0	0	893,671	893,671	PS	0	0	893,671	893,671
EE	0	0	641,545	641,545	EE	0	0	641,545	641,545
PSD	0	0	4,500	4,500	PSD	0	0	4,500	4,500
TRF	0	0	0	0	TRF	0	0	0	0
<b>Total</b>	<b>0</b>	<b>0</b>	<b>1,539,716</b>	<b>1,539,716</b>	<b>Total</b>	<b>0</b>	<b>0</b>	<b>1,539,716</b>	<b>1,539,716</b>
<b>FTE</b>					<b>FTE</b>				
	<b>0.00</b>	<b>0.00</b>	<b>21.00</b>	<b>21.00</b>		<b>0.00</b>	<b>0.00</b>	<b>21.00</b>	<b>21.00</b>
<b>Est. Fringe</b>	<b>0</b>	<b>0</b>	<b>590,992</b>	<b>590,992</b>	<b>Est. Fringe</b>	<b>0</b>	<b>0</b>	<b>590,992</b>	<b>590,992</b>
<i>Note: Fringes budgeted in House Bill 5 except for certain fringes budgeted directly to MoDOT, Highway Patrol, and Conservation.</i>					<i>Note: Fringes budgeted in House Bill 5 except for certain fringes budgeted directly to MoDOT, Highway Patrol, and Conservation.</i>				

Other Funds: Federal Surplus Property Fund (0407)

Other Funds:

### 2. CORE DESCRIPTION

This core requirement is for funding to Surplus Property and the Missouri State Recycling Program.

The State Agency for Surplus Property (SASP) is responsible for the administration of the Federal Surplus Property program. The SASP receives federal surplus property (at no cost to the State other than transportation costs). The SASP transfers the property to eligible entities (state agencies, cities, counties, schools, not-for-profit health and educational activities, providers of assistance to the homeless and needy, SBA 8(a) program participants, and service educational activities). All expenses incurred by SASP for operating the Federal Surplus Property program are recovered through service charges applied to property acquired by eligible entities. Certain administrative expenses for the operation of the state side surplus property and recycling programs are paid through this appropriation and either reimbursed through the related transfer appropriation or debited to the income from the recycling program.

The Missouri State Recycling Program is a self-sustaining program that administers recycling service contracts, coordinates waste reduction strategies to reduce

### 3. PROGRAM LISTING (list programs included in this core funding)

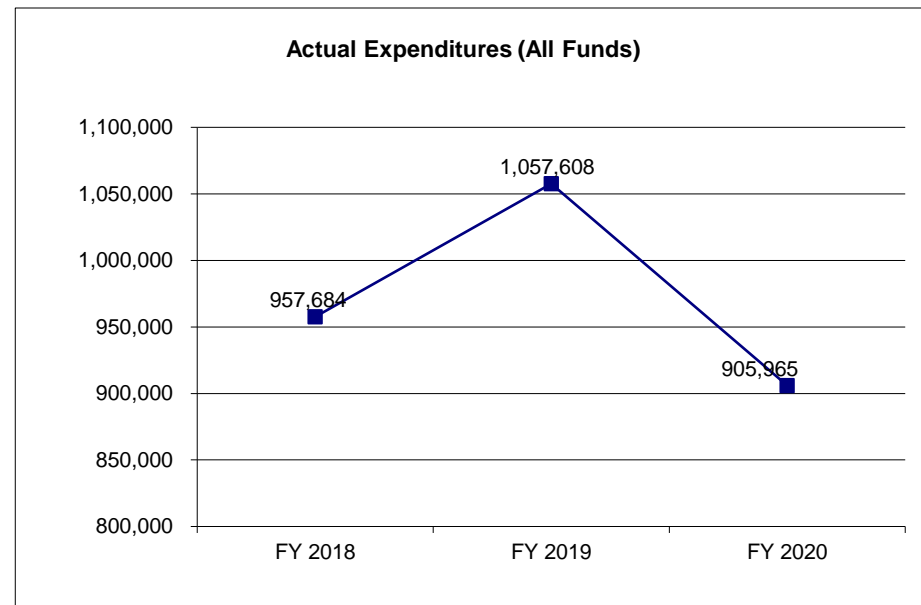
Surplus Property  
State Recycling Program

# **CORE DECISION ITEM**

<b>Department</b>	<b>Office of Administration</b>	<b>Budget Unit</b>	<u>31125</u>
<b>Division</b>	<b>Division of General Services</b>		
<b>Core</b>	<b>Surplus Property/Recycling - Operating</b>	<b>HB Section</b>	<u>5.095</u>

## **4. FINANCIAL HISTORY**

	<b>FY 2018 Actual</b>	<b>FY 2019 Actual</b>	<b>FY 2020 Actual</b>	<b>FY 2021 Current Yr.</b>
Appropriation (All Funds)	1,489,135	1,496,485	1,521,763	1,539,716
Less Reverted (All Funds)	0	0	0	0
Less Restricted (All Funds)*	0	0	0	0
Budget Authority (All Funds)	1,489,135	1,496,485	1,521,763	1,539,716
Actual Expenditures (All Funds)	957,684	1,057,608	905,965	N/A
Unexpended (All Funds)	531,451	438,877	615,798	N/A
Unexpended, by Fund:				
General Revenue	0	0	0	N/A
Federal	0	0	0	N/A
Other	531,451	438,877	615,798	N/A
	<b>(1)</b>			



\*Current Year restricted amount is as of \_\_\_\_\_.

Reverted includes the statutory three percent reserve amount (when applicable).

Restricted includes any Governor's expenditure restrictions which remained at the end of the fiscal year (when applicable).

## **NOTES:**

(1) Transferred from Division of Purchasing to Division of General Services.

**CORE RECONCILIATION DETAIL**

**STATE  
SURPLUS PROPERTY - OPERATING**

**5. CORE RECONCILIATION DETAIL**

	<b>Budget Class</b>	<b>FTE</b>	<b>GR</b>	<b>Federal</b>	<b>Other</b>	<b>Total</b>	<b>Explanation</b>
<b>TAFP AFTER VETOES</b>							
	PS	21.00	0	0	893,671	893,671	
	EE	0.00	0	0	641,545	641,545	
	PD	0.00	0	0	4,500	4,500	
	<b>Total</b>	<b>21.00</b>	<b>0</b>	<b>0</b>	<b>1,539,716</b>	<b>1,539,716</b>	
<b>DEPARTMENT CORE REQUEST</b>							
	PS	21.00	0	0	893,671	893,671	
	EE	0.00	0	0	641,545	641,545	
	PD	0.00	0	0	4,500	4,500	
	<b>Total</b>	<b>21.00</b>	<b>0</b>	<b>0</b>	<b>1,539,716</b>	<b>1,539,716</b>	
<b>GOVERNOR'S RECOMMENDED CORE</b>							
	PS	21.00	0	0	893,671	893,671	
	EE	0.00	0	0	641,545	641,545	
	PD	0.00	0	0	4,500	4,500	
	<b>Total</b>	<b>21.00</b>	<b>0</b>	<b>0</b>	<b>1,539,716</b>	<b>1,539,716</b>	



## DECISION ITEM SUMMARY

Budget Unit								
Decision Item	FY 2020	FY 2020	FY 2021	FY 2021	FY 2022	FY 2022	FY 2022	FY 2022
Budget Object Summary	ACTUAL	ACTUAL	BUDGET	BUDGET	DEPT REQ	DEPT REQ	GOV REC	GOV REC
Fund	DOLLAR	FTE	DOLLAR	FTE	DOLLAR	FTE	DOLLAR	FTE
<b>SURPLUS PROPERTY - OPERATING</b>								
<b>CORE</b>								
PERSONAL SERVICES								
FEDERAL SURPLUS PROPERTY	591,958	16.79	893,671	21.00	893,671	21.00	893,671	21.00
TOTAL - PS	591,958	16.79	893,671	21.00	893,671	21.00	893,671	21.00
EXPENSE & EQUIPMENT								
FEDERAL SURPLUS PROPERTY	212,534	0.00	641,545	0.00	641,545	0.00	641,545	0.00
TOTAL - EE	212,534	0.00	641,545	0.00	641,545	0.00	641,545	0.00
PROGRAM-SPECIFIC								
FEDERAL SURPLUS PROPERTY	19	0.00	4,500	0.00	4,500	0.00	4,500	0.00
TOTAL - PD	19	0.00	4,500	0.00	4,500	0.00	4,500	0.00
<b>TOTAL</b>	<b>804,511</b>	<b>16.79</b>	<b>1,539,716</b>	<b>21.00</b>	<b>1,539,716</b>	<b>21.00</b>	<b>1,539,716</b>	<b>21.00</b>
<b>Pay Plan - 0000012</b>								
PERSONAL SERVICES								
FEDERAL SURPLUS PROPERTY	0	0.00	0	0.00	0	0.00	8,936	0.00
TOTAL - PS	0	0.00	0	0.00	0	0.00	8,936	0.00
<b>TOTAL</b>	<b>0</b>	<b>0.00</b>	<b>0</b>	<b>0.00</b>	<b>0</b>	<b>0.00</b>	<b>8,936</b>	<b>0.00</b>
<b>GRAND TOTAL</b>	<b>\$804,511</b>	<b>16.79</b>	<b>\$1,539,716</b>	<b>21.00</b>	<b>\$1,539,716</b>	<b>21.00</b>	<b>\$1,548,652</b>	<b>21.00</b>

1/22/21 9:37

im\_disummary

## DECISION ITEM SUMMARY

Budget Unit								
Decision Item	FY 2020	FY 2020	FY 2021	FY 2021	FY 2022	FY 2022	FY 2022	FY 2022
Budget Object Summary	ACTUAL	ACTUAL	BUDGET	BUDGET	DEPT REQ	DEPT REQ	GOV REC	GOV REC
Fund	DOLLAR	FTE	DOLLAR	FTE	DOLLAR	FTE	DOLLAR	FTE
<b>SURPLUS PROPERTY RECYCLING</b>								
<b>CORE</b>								
PERSONAL SERVICES								
FEDERAL SURPLUS PROPERTY	51,302	0.94	0	0.00	0	0.00	0	0.00
TOTAL - PS	51,302	0.94	0	0.00	0	0.00	0	0.00
EXPENSE & EQUIPMENT								
FEDERAL SURPLUS PROPERTY	50,152	0.00	0	0.00	0	0.00	0	0.00
TOTAL - EE	50,152	0.00	0	0.00	0	0.00	0	0.00
<b>TOTAL</b>	<b>101,454</b>	<b>0.94</b>	<b>0</b>	<b>0.00</b>	<b>0</b>	<b>0.00</b>	<b>0</b>	<b>0.00</b>
<b>GRAND TOTAL</b>	<b>\$101,454</b>	<b>0.94</b>	<b>\$0</b>	<b>0.00</b>	<b>\$0</b>	<b>0.00</b>	<b>\$0</b>	<b>0.00</b>

1/22/21 9:37

im\_disummary

# DECISION ITEM DETAIL

Budget Unit	FY 2020	FY 2020	FY 2021	FY 2021	FY 2022	FY 2022	FY 2022	FY 2022
Decision Item	ACTUAL	ACTUAL	BUDGET	BUDGET	DEPT REQ	DEPT REQ	GOV REC	GOV REC
Budget Object Class	DOLLAR	FTE	DOLLAR	FTE	DOLLAR	FTE	DOLLAR	FTE
<b>SURPLUS PROPERTY - OPERATING</b>								
<b>CORE</b>								
ADMIN OFFICE SUPPORT ASSISTANT	97,967	3.09	152,236	3.88	0	0.00	0	0.00
SR OFFICE SUPPORT ASSISTANT	25,126	0.90	35,912	1.00	0	0.00	0	0.00
STOREKEEPER I	69,817	2.54	102,069	3.00	0	0.00	0	0.00
STOREKEEPER II	92,101	3.00	123,590	3.00	0	0.00	0	0.00
SUPPLY MANAGER I	36,823	1.00	54,929	1.00	0	0.00	0	0.00
SUPPLY MANAGER II	41,993	1.00	52,243	1.00	0	0.00	0	0.00
PUBLIC INFORMATION SPEC II	33,423	0.84	50,765	1.00	0	0.00	0	0.00
EXECUTIVE II	40,808	0.99	46,096	1.00	0	0.00	0	0.00
TRACTOR TRAILER DRIVER	29,819	0.84	47,733	1.00	0	0.00	0	0.00
MOTOR VEHICLE MECHANIC	10,905	0.34	41,350	1.00	0	0.00	0	0.00
HEAVY EQUIPMENT MECHANIC	37,024	1.00	48,380	1.00	0	0.00	0	0.00
FISCAL & ADMINISTRATIVE MGR B1	69,144	1.10	81,900	1.00	0	0.00	0	0.00
FISCAL & ADMINISTRATIVE MGR B2	0	0.00	0	1.00	0	0.00	0	0.00
OFFICE OF ADMINISTRATION MGR 1	3,275	0.06	54,377	1.08	0	0.00	0	0.00
DESIGNATED PRINCIPAL ASST DIV	3,064	0.07	2,091	0.04	2,091	0.04	2,091	0.04
MISCELLANEOUS TECHNICAL	669	0.02	0	0.00	0	0.00	0	0.00
ADMIN SUPPORT ASSISTANT	0	0.00	0	0.00	234,244	5.88	234,244	5.88
ADMINISTRATIVE MANAGER	0	0.00	0	0.00	136,277	3.08	136,277	3.08
STORES/WAREHOUSE ASSOCIATE	0	0.00	0	0.00	277,902	7.00	277,902	7.00
STORES/WAREHOUSE SUPERVISOR	0	0.00	0	0.00	54,929	1.00	54,929	1.00
SR PUBLIC RELATIONS SPECIALIST	0	0.00	0	0.00	50,765	1.00	50,765	1.00
AUTOMOTIVE MECHANIC	0	0.00	0	0.00	89,730	2.00	89,730	2.00
TRANSPORT DRIVER	0	0.00	0	0.00	47,733	1.00	47,733	1.00
<b>TOTAL - PS</b>	<b>591,958</b>	<b>16.79</b>	<b>893,671</b>	<b>21.00</b>	<b>893,671</b>	<b>21.00</b>	<b>893,671</b>	<b>21.00</b>
TRAVEL, IN-STATE	916	0.00	4,612	0.00	4,612	0.00	4,612	0.00
TRAVEL, OUT-OF-STATE	7,759	0.00	14,948	0.00	14,948	0.00	14,948	0.00
FUEL & UTILITIES	9,866	0.00	43,850	0.00	43,850	0.00	43,850	0.00
SUPPLIES	36,028	0.00	91,233	0.00	91,233	0.00	91,233	0.00
PROFESSIONAL DEVELOPMENT	2,060	0.00	12,200	0.00	12,200	0.00	12,200	0.00
COMMUNICATION SERV & SUPP	10,644	0.00	15,108	0.00	15,108	0.00	15,108	0.00
PROFESSIONAL SERVICES	91,251	0.00	198,594	0.00	198,594	0.00	198,594	0.00
HOUSEKEEPING & JANITORIAL SERV	2,774	0.00	50,000	0.00	10,000	0.00	10,000	0.00

# DECISION ITEM DETAIL

Budget Unit	FY 2020	FY 2020	FY 2021	FY 2021	FY 2022	FY 2022	FY 2022	FY 2022
Decision Item	ACTUAL	ACTUAL	BUDGET	BUDGET	DEPT REQ	DEPT REQ	GOV REC	GOV REC
Budget Object Class	DOLLAR	FTE	DOLLAR	FTE	DOLLAR	FTE	DOLLAR	FTE
<b>SURPLUS PROPERTY - OPERATING</b>								
<b>CORE</b>								
M&R SERVICES	6,259	0.00	26,500	0.00	26,500	0.00	26,500	0.00
MOTORIZED EQUIPMENT	0	0.00	80,000	0.00	80,000	0.00	80,000	0.00
OFFICE EQUIPMENT	397	0.00	5,000	0.00	5,000	0.00	5,000	0.00
OTHER EQUIPMENT	15,090	0.00	58,000	0.00	58,000	0.00	58,000	0.00
PROPERTY & IMPROVEMENTS	0	0.00	25,000	0.00	25,000	0.00	25,000	0.00
BUILDING LEASE PAYMENTS	1,050	0.00	2,000	0.00	2,000	0.00	2,000	0.00
EQUIPMENT RENTALS & LEASES	0	0.00	2,000	0.00	2,000	0.00	2,000	0.00
MISCELLANEOUS EXPENSES	3,840	0.00	10,500	0.00	10,500	0.00	10,500	0.00
REBILLABLE EXPENSES	24,600	0.00	2,000	0.00	42,000	0.00	42,000	0.00
<b>TOTAL - EE</b>	<b>212,534</b>	<b>0.00</b>	<b>641,545</b>	<b>0.00</b>	<b>641,545</b>	<b>0.00</b>	<b>641,545</b>	<b>0.00</b>
REFUNDS	19	0.00	4,500	0.00	4,500	0.00	4,500	0.00
<b>TOTAL - PD</b>	<b>19</b>	<b>0.00</b>	<b>4,500</b>	<b>0.00</b>	<b>4,500</b>	<b>0.00</b>	<b>4,500</b>	<b>0.00</b>
<b>GRAND TOTAL</b>	<b>\$804,511</b>	<b>16.79</b>	<b>\$1,539,716</b>	<b>21.00</b>	<b>\$1,539,716</b>	<b>21.00</b>	<b>\$1,539,716</b>	<b>21.00</b>
<b>GENERAL REVENUE</b>	<b>\$0</b>	<b>0.00</b>	<b>\$0</b>	<b>0.00</b>	<b>\$0</b>	<b>0.00</b>	<b>\$0</b>	<b>0.00</b>
<b>FEDERAL FUNDS</b>	<b>\$0</b>	<b>0.00</b>	<b>\$0</b>	<b>0.00</b>	<b>\$0</b>	<b>0.00</b>	<b>\$0</b>	<b>0.00</b>
<b>OTHER FUNDS</b>	<b>\$804,511</b>	<b>16.79</b>	<b>\$1,539,716</b>	<b>21.00</b>	<b>\$1,539,716</b>	<b>21.00</b>	<b>\$1,539,716</b>	<b>21.00</b>

# DECISION ITEM DETAIL

Budget Unit	FY 2020	FY 2020	FY 2021	FY 2021	FY 2022	FY 2022	FY 2022	FY 2022
Decision Item	ACTUAL	ACTUAL	BUDGET	BUDGET	DEPT REQ	DEPT REQ	GOV REC	GOV REC
Budget Object Class	DOLLAR	FTE	DOLLAR	FTE	DOLLAR	FTE	DOLLAR	FTE
<b>SURPLUS PROPERTY RECYCLING</b>								
<b>CORE</b>								
OFFICE OF ADMINISTRATION MGR 1	51,302	0.94	0	0.00	0	0.00	0	0.00
<b>TOTAL - PS</b>	<b>51,302</b>	<b>0.94</b>	<b>0</b>	<b>0.00</b>	<b>0</b>	<b>0.00</b>	<b>0</b>	<b>0.00</b>
TRAVEL, IN-STATE	706	0.00	0	0.00	0	0.00	0	0.00
SUPPLIES	8,419	0.00	0	0.00	0	0.00	0	0.00
PROFESSIONAL DEVELOPMENT	905	0.00	0	0.00	0	0.00	0	0.00
COMMUNICATION SERV & SUPP	165	0.00	0	0.00	0	0.00	0	0.00
PROFESSIONAL SERVICES	9,178	0.00	0	0.00	0	0.00	0	0.00
HOUSEKEEPING & JANITORIAL SERV	14,779	0.00	0	0.00	0	0.00	0	0.00
M&R SERVICES	111	0.00	0	0.00	0	0.00	0	0.00
OTHER EQUIPMENT	15,829	0.00	0	0.00	0	0.00	0	0.00
MISCELLANEOUS EXPENSES	60	0.00	0	0.00	0	0.00	0	0.00
<b>TOTAL - EE</b>	<b>50,152</b>	<b>0.00</b>	<b>0</b>	<b>0.00</b>	<b>0</b>	<b>0.00</b>	<b>0</b>	<b>0.00</b>
<b>GRAND TOTAL</b>	<b>\$101,454</b>	<b>0.94</b>	<b>\$0</b>	<b>0.00</b>	<b>\$0</b>	<b>0.00</b>	<b>\$0</b>	<b>0.00</b>
<b>GENERAL REVENUE</b>	<b>\$0</b>	<b>0.00</b>	<b>\$0</b>	<b>0.00</b>	<b>\$0</b>	<b>0.00</b>		<b>0.00</b>
<b>FEDERAL FUNDS</b>	<b>\$0</b>	<b>0.00</b>	<b>\$0</b>	<b>0.00</b>	<b>\$0</b>	<b>0.00</b>		<b>0.00</b>
<b>OTHER FUNDS</b>	<b>\$101,454</b>	<b>0.94</b>	<b>\$0</b>	<b>0.00</b>	<b>\$0</b>	<b>0.00</b>		<b>0.00</b>

## PROGRAM DESCRIPTION

**Department:** Office of Administration

**HB Section(s):** 5.095

**Program Name:** Federal Surplus Property

**Program is found in the following core budget(s):** Surplus Property

### 1a. What strategic priority does this program address?

Deliver the right stuff, at the right price and at the right time.

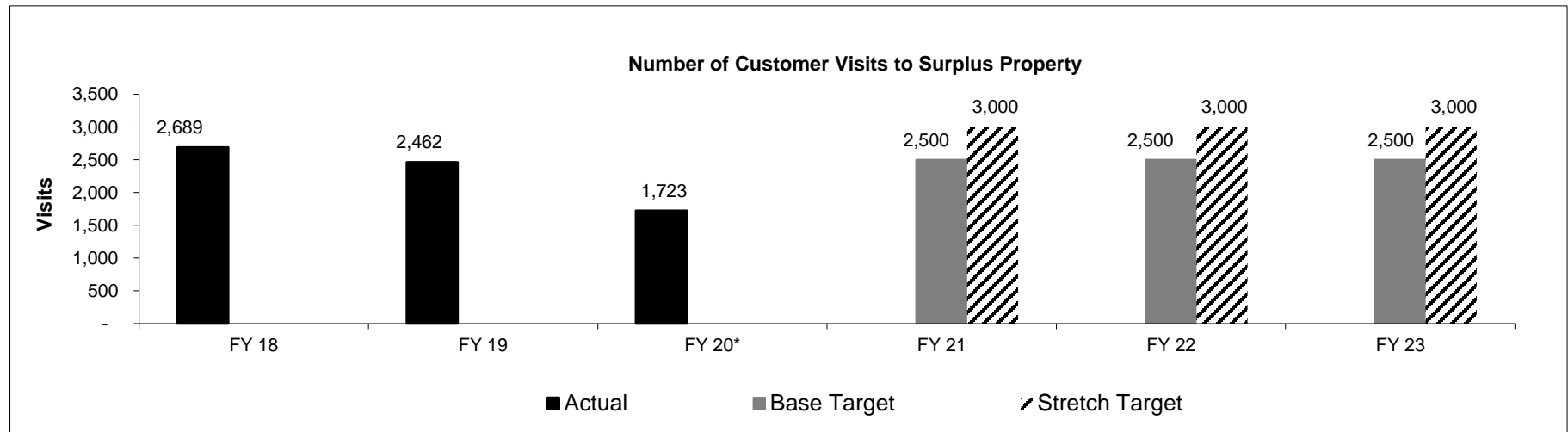
### 1b. What does this program do?

The State Agency for Surplus Property (SASP) administers the Federal Surplus Property program to help eligible entities purchase low cost excess federal property.

The SASP receives federal surplus property at no cost to the State other than transportation costs. The SASP transfers the property to eligible entities (officially referred to as donees) such as: state agencies, cities, counties, schools, not-for-profit health and educational activities, providers of assistance to the homeless and needy, SBA 8(a) program participants, Veteran Small Businesses, and service educational activities. All expenses incurred by the SASP for operating the Federal Surplus Property program are recovered through service charges applied to property acquired by eligible entities.

### 2a. Provide an activity measure(s) for the program.

See attached list of the top 100 entities served in FY 2020.



\*Decrease in number of customer visits due Surplus Property facility closure due to COVID-19.

## PROGRAM DESCRIPTION

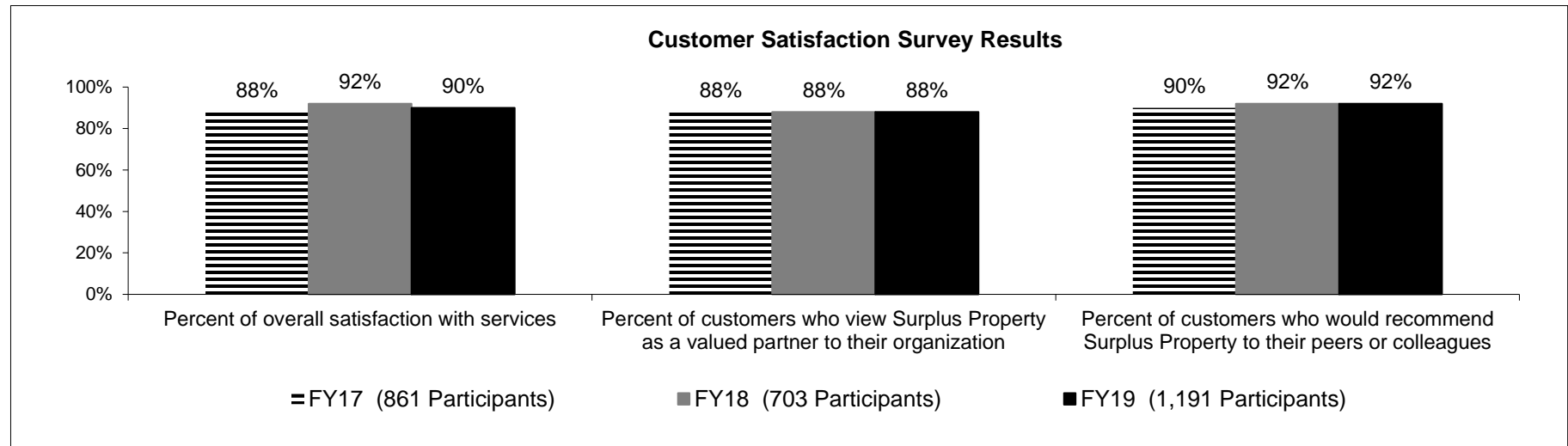
**Department:** Office of Administration

**HB Section(s):** 5.095

**Program Name:** Federal Surplus Property

**Program is found in the following core budget(s):** Surplus Property

**2b. Provide a measure(s) of the program's quality.**



## PROGRAM DESCRIPTION


**Department:** Office of Administration

**HB Section(s):** 5.095

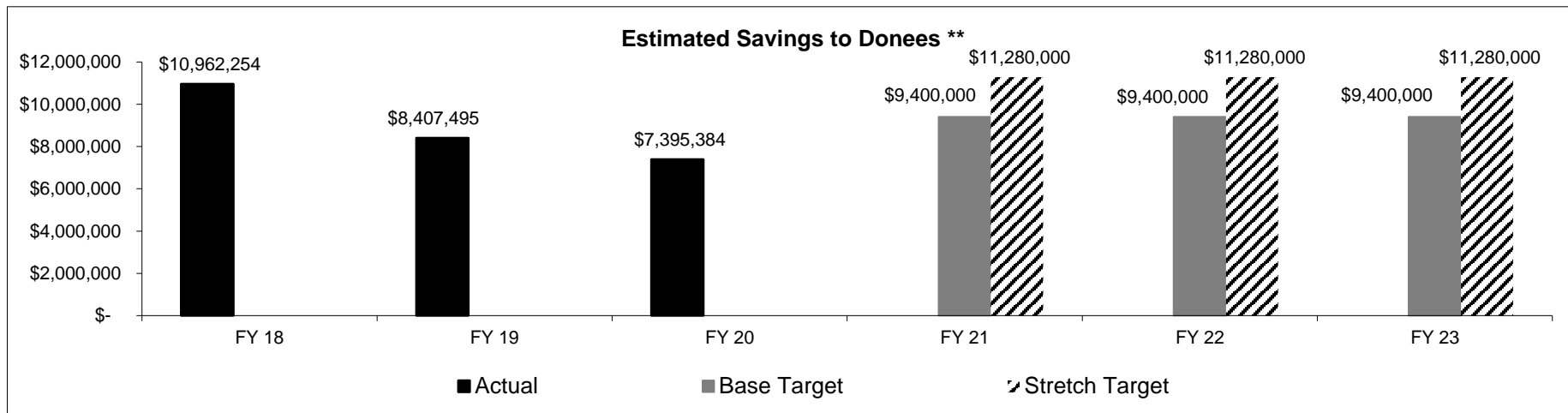
**Program Name:** Federal Surplus Property

**Program is found in the following core budget(s):** Surplus Property

**2c. Provide a measure(s) of the program's impact.**



\*The value is the original cost paid by the federal government for the property. This is not the cost charged to donees.



\*\* Difference between value of the original cost paid by the federal government for the property and the cost charged to donees.



## PROGRAM DESCRIPTION

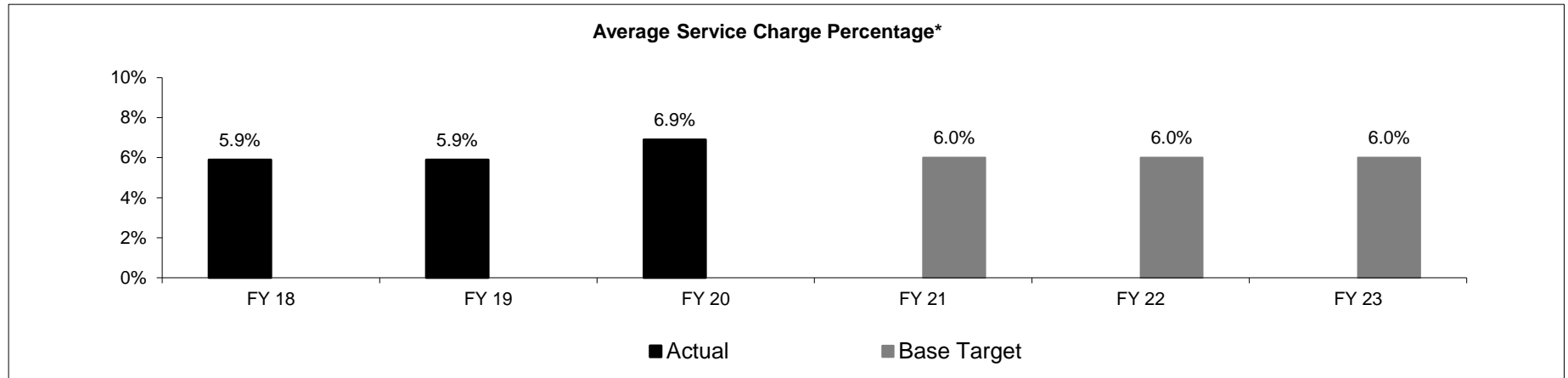
Department: Office of Administration

HB Section(s): 5.095

Program Name: Federal Surplus Property

Program is found in the following core budget(s): Surplus Property

2d. Provide a measure(s) of the program's efficiency.



\*Percentage of the original acquisition costs (paid by the Federal Government) charged to the donee. Service charges cover the programs operating cost.

## PROGRAM DESCRIPTION

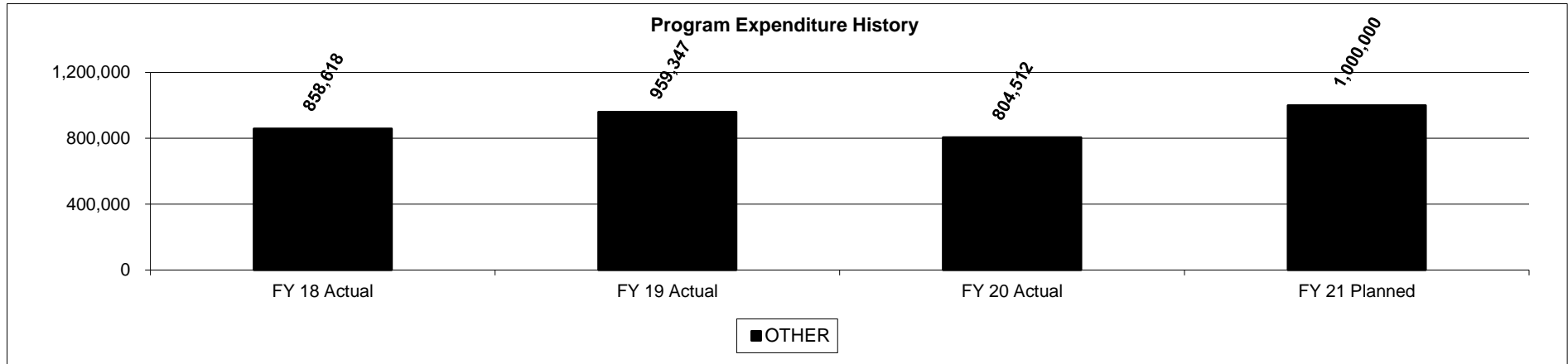
**Department:** Office of Administration

**HB Section(s):** 5.095

**Program Name:** Federal Surplus Property

**Program is found in the following core budget(s):** Surplus Property

**3. Provide actual expenditures for the prior three fiscal years and planned expenditures for the current fiscal year. (Note: Amounts do not include fringe benefit costs.)**



**4. What are the sources of the "Other " funds?**

Proceeds of Surplus Property Sales Fund (0710)

**5. What is the authorization for this program, i.e., federal or state statute, etc.? (Include the federal program number, if applicable.)**

Chapters 34 and 37, RSMo.

Per Chapter 37.075 The Office of Administration is designated as the "Missouri State Agency for Surplus Property". It may acquire, warehouse, and distribute federal surplus property to any and all eligible departments and agencies of the state and local government, and to any and all other institutions and organizations eligible to receive surplus property under Public Law 152, 81st Congress, as amended, and under any other laws enacted by the Congress of the United States which provide for the disposal of United States government surplus property, and may otherwise cooperate with the federal government in the transfer of government surplus property.

**6. Are there federal matching requirements? If yes, please explain.**

No

**7. Is this a federally mandated program? If yes, please explain.**

No

PROGRAM DESCRIPTION				
Department: Office of Administration			HB Section(s): 5.095	
Program Name: Federal Surplus Property				
Program is found in the following core budget(s): Surplus Property				
FY 20 Donees Obtaining Property from Federal Surplus Property				
Top 100 Based on Federal Acquisition Cost				
Donee Name	City	County	Federal Acquisition Cost	MOSASP Service Charge
Little River Drainage District	Cape Girardeau	Cape Girardeau	\$1,330,203.45	\$57,224.00
USS Aries Hydrofoil Memorial	Calleo	Randolph	\$720,813.27	\$24,678.50
Corrections, Department of	Jefferson City	Cole	\$587,363.18	\$60,686.00
Missouri University of Science and Technology	Columbia	Phelps	\$264,700.38	\$16,575.20
Hickory County	Hermitage	Hickory	\$153,524.87	\$11,402.00
Monroe County	Paris	Monroe	\$138,417.89	\$9,623.75
Transportation, Department of (MODOT)	Jefferson City	Cole	\$118,746.97	\$21,464.50
Missouri Veterans Commission	Jefferson City	Cole	\$114,618.88	\$13,910.00
New Life Evangelistic Center, Inc	Overland	St Louis	\$114,409.32	\$6,805.45
Eleven Point Rural Fire	Willow Springs	Howell	\$113,223.24	\$6,095.25
Bellefontaine Habilitation Center	St Louis	St Louis	\$107,568.00	\$2,400.00
Morrison Special Road District #4	Morrison	Gasconade	\$101,766.50	\$14,202.50
DOCO Inc	Ava	Douglas	\$79,737.00	\$1,167.75
Great Circle	St James	Phelps	\$77,782.15	\$7,292.00
Bollinger County	Marble Hill	Bollinger	\$76,518.03	\$26,534.25
Springfield, City of	Springfield	Greene	\$74,848.13	\$2,942.90
Puxico, City of	Puxico	Stoddard	\$69,649.57	\$3,227.00
Fulton State Hospital	Fulton	Callaway	\$67,920.00	\$750.00
Marshall School District	Marshall	Saline	\$63,871.95	\$9,229.00
PWSD #8, Clay County	Kearney	Clay	\$60,869.38	\$4,496.00
Great Rivers Boy Scout Council	Columbia	Boone	\$57,445.64	\$5,948.65
State Emergency Management Agency	Jefferson City	Cole	\$56,912.42	\$3,180.00
St Louis Developmental Disability Treatment Cntr(SLDDTC)	St Charles	St Charles	\$53,784.00	\$1,200.00
Riverside / Quindaro Bend Levee District	Riverside	Platte	\$53,398.89	\$1,505.50
Crocker R-2 School	Crocker	Pulaski	\$51,888.52	\$3,746.50
Fredericktown R-1 School	Fredericktown	Madison	\$51,558.05	\$5,019.00
Missouri Military Academy	Mexico	Audrain	\$51,436.44	\$3,542.00
State Technical College of Missouri	Linn	Osage	\$49,416.09	\$3,293.00

PROGRAM DESCRIPTION				
Department: Office of Administration			HB Section(s): 5.095	
Program Name: Federal Surplus Property				
Program is found in the following core budget(s): Surplus Property				
FY 20 Donees Obtaining Property from Federal Surplus Property				
Top 100 Based on Federal Acquisition Cost			Federal Acquisition Cost	MOSASP Service Charge
Donee Name	City	County		
St John Levee and Drainage District of Missouri	East Prairie	Mississippi	\$45,044.94	\$4,050.50
Boone County Fire Protection District	Columbia	Boone	\$44,225.80	\$5,045.00
Christian County	Ozark	Christian	\$43,736.71	\$1,387.00
Cole County	Jefferson City	Cole	\$38,671.71	\$2,033.00
Maries County R-2 School	Belle	Maries	\$38,584.32	\$5,700.75
Logan-Rogersville R-8 School	Rogersville	Greene	\$37,009.15	\$611.00
Rolla #31 School	Rolla	Phelps	\$32,270.38	\$3,705.50
Bates County	Butler	Bates	\$30,296.43	\$10,104.00
Webster County	Marshfield	Webster	\$29,523.88	\$7,861.00
Plato R-5 School	Plato	Texas	\$28,016.31	\$1,849.25
Steelville, City of	Steelville	Crawford	\$27,845.56	\$2,091.00
Cape Girardeau, City of	Cape Girardeau	Cape Girardeau	\$26,060.45	\$1,474.00
Taney County	Forsyth	Taney	\$25,830.12	\$4,675.00
Raytown Fire Protection District	Raytown	Jackson	\$24,000.53	\$3,074.00
Jefferson City Schools	Jefferson City	Cole	\$23,973.95	\$2,376.05
Cainsville, City of	Cainsville	Harrison	\$22,162.94	\$2,834.90
Stoddard County	Bloomfield	Stoddard	\$21,706.25	\$1,250.00
Southern Iron Co Fire Protection District	Annapolis	Iron	\$21,400.00	\$1,500.00
Crane, City of	Crane	Stone	\$21,331.43	\$1,669.50
Gasconade County R-1 School District	Hermann	Gasconade	\$20,711.20	\$1,090.00
Ironton, City of	Ironton	Iron	\$20,219.97	\$1,357.50
Social Services, Department of	Jefferson City	Cole	\$19,137.48	\$1,905.50
Jefferson, City of	Jefferson City	Cole	\$18,697.17	\$2,381.25
Missouri Baptist University	St Louis	St Louis	\$17,562.98	\$580.00
Washington University	St Louis	St Louis	\$17,457.35	\$833.50
Atlanta C-3 School District	Atlanta	Macon	\$17,365.00	\$1,000.00
The Space Museum	Bonne Terre	St Francois	\$17,000.00	\$220.00
College of the Ozarks	Point Lookout	Taney	\$16,719.20	\$2,208.00
Worth County Fire Protection District	Grant City	Worth	\$16,256.00	\$1,000.00

PROGRAM DESCRIPTION				
Department: Office of Administration			HB Section(s): 5.095	
Program Name: Federal Surplus Property				
Program is found in the following core budget(s): Surplus Property				
FY 20 Donees Obtaining Property from Federal Surplus Property				
Top 100 Based on Federal Acquisition Cost				
Donee Name	City	County	Federal Acquisition Cost	MOSASP Service Charge
Ste Genevieve County	Ste Genevieve	Ste Genevieve	\$16,189.84	\$1,689.75
Gainesville R-5 School	Gainesville	Ozark	\$14,539.80	\$2,299.00
Jamestown C-1 School	Jamestown	Moniteau	\$14,486.29	\$1,443.00
Marshall Special Road District	Marshall	Saline	\$14,276.48	\$2,067.50
Morgan County	Versailles	Morgan	\$14,201.57	\$643.00
Forsyth R-3 School	Forsyth	Taney	\$13,828.65	\$1,013.50
Brunswick, City of	Brunswick	Chariton	\$13,271.01	\$1,175.00
Malden, City of	Malden	Dunklin	\$12,893.34	\$375.00
Slater Special Road District	Slater	Saline	\$12,596.22	\$1,596.00
Camden County	Camdenton	Camden	\$12,581.81	\$1,208.00
Tipton R-6 School	Tipton	Moniteau	\$12,511.36	\$1,476.00
Chadwick Rural Fire Protection District	Chadwick	Christian	\$12,202.42	\$234.00
Deepwater, City of	Deepwater	Henry	\$11,814.61	\$881.00
Johnson County	Warrensburg	Johnson	\$11,275.37	\$940.00
Pettis County	Sedalia	Pettis	\$11,203.41	\$2,292.00
St Elizabeth Adult Day Care Center	St Louis	St Louis City	\$11,198.02	\$176.25
DeKalb Clinton Ambulance District	Maysville	DeKalb	\$10,414.40	\$160.00
Moniteau County	California	Moniteau	\$10,369.62	\$1,459.00
Highway Patrol, Missouri State	Jefferson City	Cole	\$10,345.99	\$2,146.00
Deer Creek Fire Protection District	Edwards	Benton	\$10,277.83	\$1,509.00
Montgomery County	Montgomery City	Montgomery	\$10,111.31	\$421.00
Morgan County R-2 School	Versailles	Morgan	\$9,801.87	\$1,903.50
Choices for People Center for Citizens with Disabilities	Rolla	Phelps	\$9,773.07	\$2,612.00
Dexter R-XI School District	Dexter	Stoddard	\$9,500.00	\$321.80
Steelville Ambulance District	Steelville	Crawford	\$9,399.87	\$115.00
Cape Girardeau County	Jackson	Cape Girardeau	\$9,342.06	\$2,146.00
Warrenton Fire Protection District	Warrenton	Warren	\$9,336.58	\$500.00
State Fair Community College	Sedalia	Pettis	\$9,200.62	\$1,835.00
SWCD, Jefferson Co	Hillsboro	Jefferson	\$8,802.96	\$218.00

PROGRAM DESCRIPTION				
Department: Office of Administration			HB Section(s): 5.095	
Program Name: Federal Surplus Property				
Program is found in the following core budget(s): Surplus Property				
FY 20 Donees Obtaining Property from Federal Surplus Property				
Top 100 Based on Federal Acquisition Cost				
Donee Name	City	County	Federal Acquisition Cost	MOSASP Service Charge
Houston R-1 School	Houston	Texas	\$8,768.13	\$752.00
Laclede County Health Department	Lebanon	Laclede	\$8,682.50	\$500.00
Tightwad Fire Protection District	Clinton	Henry	\$8,489.67	\$827.00
Manufacturers Assistance Group	Poplar Bluff	Butler	\$8,477.83	\$557.00
Crawford County	Steelville	Crawford	\$8,420.95	\$2,065.00
Pershing Memorial Hospital	Brookfield	Linn	\$8,400.17	\$202.00
Capital Region Medical Center	Jefferson City	Cole	\$8,394.00	\$200.00
Alton R-4 School	Alton	Oregon	\$8,332.04	\$805.00
Callaway County	Fulton	Callaway	\$8,183.36	\$1,109.00
Eastern Douglas County Volunteer Fire Department	Drury	Douglas	\$8,149.32	\$559.85
Dekalb County	Maysville	Dekalb	\$7,721.33	\$2,007.00
Morgan County R-1 School	Stover	Morgan	\$7,683.41	\$329.00
Hallsville, City of	Hallsville	Boone	\$7,671.18	\$1,036.75
Carrollton Municipal Utilities	Carrollton	Carroll	\$7,659.27	\$1,249.00

## PROGRAM DESCRIPTION

**Department:** Office of Administration

**HB Section(s):** 5.095

**Program Name:** Surplus Property Recycling

**Program is found in the following core budget(s):** Surplus Property Recycling

### 1a. What strategic priority does this program address?

Partner to innovate the way we work.

### 1b. What does this program do?

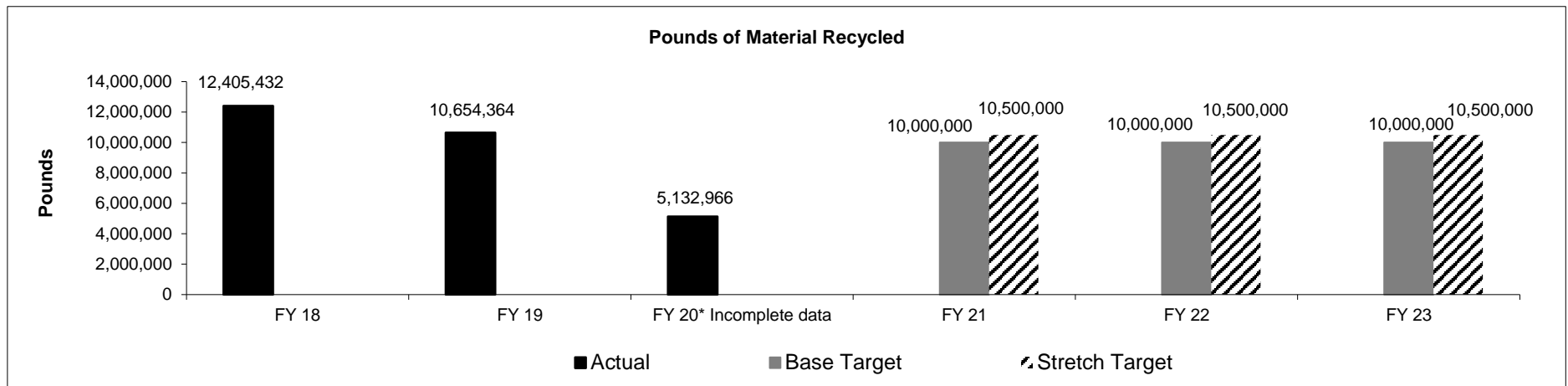
The Missouri State Recycling Program partners with state employees and agencies to facilitate fiscally and environmentally responsible strategies for reuse and recycling of state property

This self-sustaining program:

- Coordinates waste reduction strategies to reduce agency expenditures for waste disposal while promoting recycling activities
- Promotes recycling and sustainable materials management concepts throughout state agencies
- Serves as a resource to state agencies on recycling, waste reduction and reuse of state property
- Administers recycling service contracts
- Provides recycling supplies such as desk side recycling containers, bags, and other materials necessary to facilitate recycling
- Promotes procurement of products manufactured with recycled materials.
- Identifies materials of value in the state's waste stream and coordinates strategies to leverage maximum value of these materials.

Examples include scrap paper, cardboard, electronics, and pallets.

### 2a. Provide an activity measure(s) for the program.



\*Challenging market conditions and COVID-19 resulted in lower amounts of materials recycled.

## PROGRAM DESCRIPTION

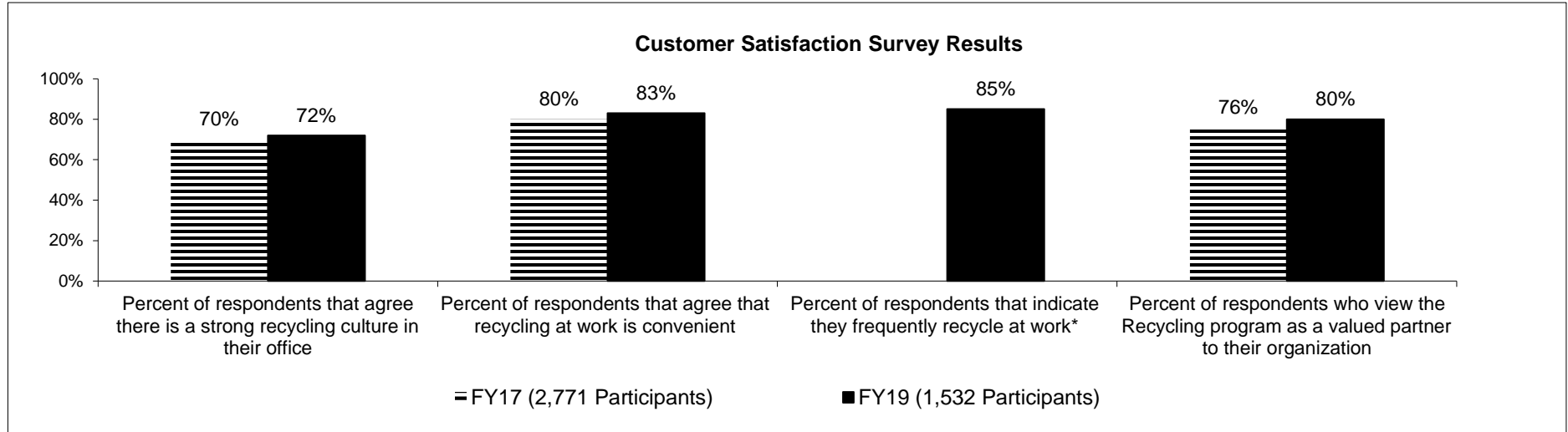
**Department:** Office of Administration

**HB Section(s):** 5.095

**Program Name:** Surplus Property Recycling

**Program is found in the following core budget(s):** Surplus Property Recycling

**2b. Provide a measure(s) of the program's quality.**



\*Question not asked in FY 17.



## PROGRAM DESCRIPTION

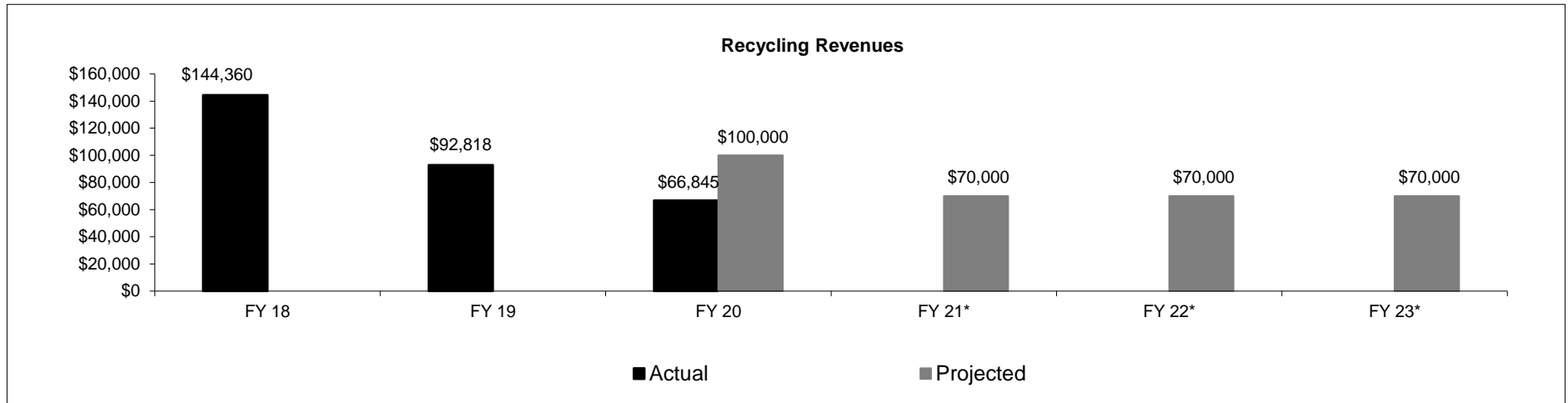
**Department:** Office of Administration

**HB Section(s):** 5.095

**Program Name:** Surplus Property Recycling

**Program is found in the following core budget(s):** Surplus Property Recycling

**2c. Provide a measure(s) of the program's impact.**



\*Downturn in revenues is largely due to change in market conditions in the recycling industry.

	FY 18		FY 19		FY 20		FY 21	FY 22	FY 23
Measure	Proj.	Actual	Proj.	Actual	Proj.	Actual	Projected	Projected	Projected
Heating Assistance Transfer to DSS		\$30,000		\$30,000		\$30,000	\$30,000	\$30,000	\$30,000

## PROGRAM DESCRIPTION

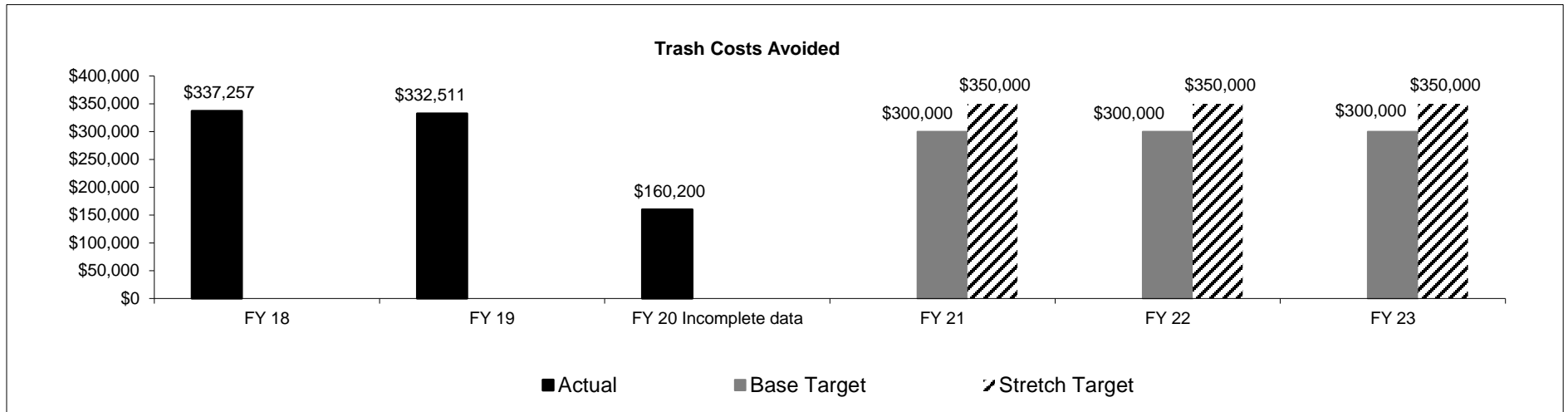
**Department:** Office of Administration

**HB Section(s):** 5.095

**Program Name:** Surplus Property Recycling

**Program is found in the following core budget(s):** Surplus Property Recycling

**2d. Provide a measure(s) of the program's efficiency.**



## PROGRAM DESCRIPTION

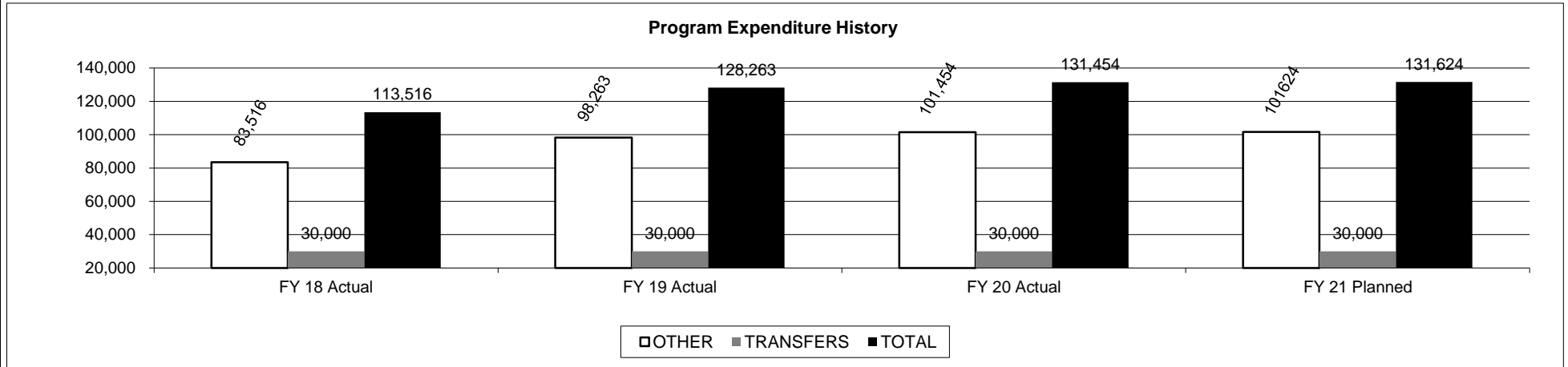
**Department:** Office of Administration

**HB Section(s):** 5.095

**Program Name:** Surplus Property Recycling

**Program is found in the following core budget(s):** Surplus Property Recycling

**3. Provide actual expenditures for the prior three fiscal years and planned expenditures for the current fiscal year. (Note: Amounts do not include fringe benefit costs.)**



**4. What are the sources of the "Other " funds?**

Federal Surplus Property Fund (0407)

**5. What is the authorization for this program, i.e., federal or state statute, etc.? (Include the federal program number, if applicable.)**

Sections 34.031 and 34.032, RSMo

**6. Are there federal matching requirements? If yes, please explain.**

No

**7. Is this a federally mandated program? If yes, please explain.**

No



## CORE DECISION ITEM

Department	Office of Administration	Budget Unit	31127
Division	Division of General Services		
Core	Fixed Price Vehicle and Equipment Program	HB Section	5.100

### 1. CORE FINANCIAL SUMMARY

	FY 2021 Budget Request			
	GR	Federal	Other	Total
PS	0	0	0	0
EE	0	0	1,495,994	1,495,994
PSD	0	0	0	0
TRF	0	0	0	0
<b>Total</b>	<b>0</b>	<b>0</b>	<b>1,495,994</b>	<b>1,495,994</b>
<b>FTE</b>	<b>0.00</b>	<b>0.00</b>	<b>0.00</b>	<b>0.00</b>

<b>Est. Fringe</b>	0	0	0	0
--------------------	---	---	---	---

Note: Fringes budgeted in House Bill 5 except for certain fringes budgeted directly to MoDOT, Highway Patrol, and Conservation.

Other Funds: Federal Surplus Property Fund (0407)

	FY 2021 Governor's Recommendation			
	GR	Federal	Other	Total
PS	0	0	0	0
EE	0	0	1,495,994	1,495,994
PSD	0	0	0	0
TRF	0	0	0	0
<b>Total</b>	<b>0</b>	<b>0</b>	<b>1,495,994</b>	<b>1,495,994</b>
<b>FTE</b>	<b>0.00</b>	<b>0.00</b>	<b>0.00</b>	<b>0.00</b>

<b>Est. Fringe</b>	0	0	0	0
--------------------	---	---	---	---

Note: Fringes budgeted in House Bill 5 except for certain fringes budgeted directly to MoDOT, Highway Patrol, and Conservation.

Other Funds:

### 2. CORE DESCRIPTION

This core request is for funding to acquire low mileage vehicles and construction equipment from the Federal Government to be resold to state agencies and eligible entities. This program enables eligible entities to buy used vehicles at favorable rates instead of new vehicles.

### 3. PROGRAM LISTING (list programs included in this core funding)

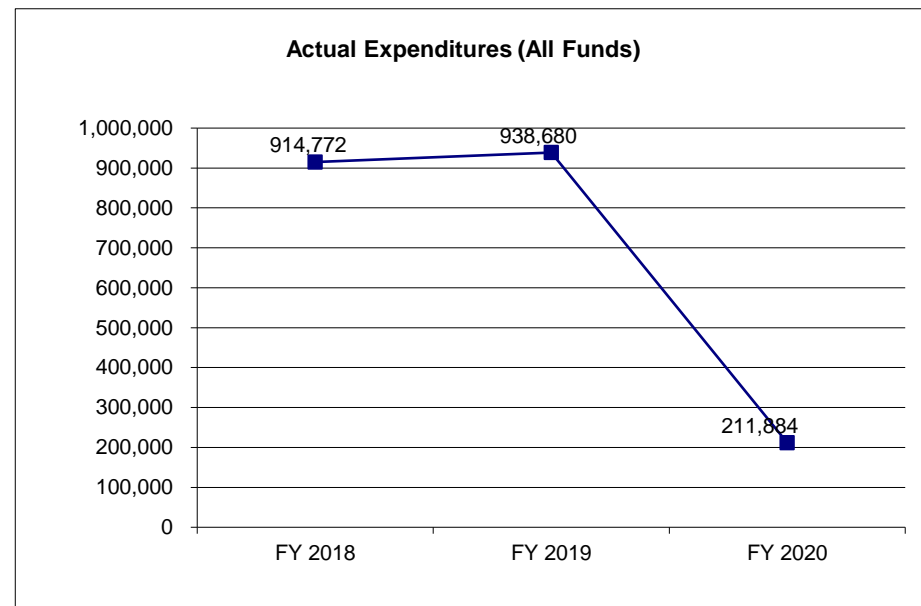
Fixed Price Vehicle and Equipment

# **CORE DECISION ITEM**

<b>Department</b>	<b>Office of Administration</b>	<b>Budget Unit</b>	<u>31127</u>
<b>Division</b>	<b>Division of General Services</b>		
<b>Core</b>	<b>Fixed Price Vehicle and Equipment Program</b>	<b>HB Section</b>	<u>5.100</u>

## **4. FINANCIAL HISTORY**

	<b>FY 2018 Actual</b>	<b>FY 2019 Actual</b>	<b>FY 2020 Actual</b>	<b>FY 2021 Current Yr.</b>
Appropriation (All Funds)	1,495,994	1,495,994	1,495,994	1,495,994
Less Reverted (All Funds)	0	0	0	0
Less Restricted (All Funds)*	0	0	0	0
Budget Authority (All Funds)	1,495,994	1,495,994	1,495,994	1,495,994
Actual Expenditures (All Funds)	914,772	938,680	211,884	N/A
Unexpended (All Funds)	581,222	557,314	1,284,110	N/A
Unexpended, by Fund:				
General Revenue	0	0	0	N/A
Federal	0	0	0	N/A
Other	581,222	557,314	1,284,110	N/A
	<b>(1)</b>			



\*Current Year restricted amount is as of \_\_\_\_\_.

Reverted includes the statutory three percent reserve amount (when applicable).

Restricted includes any Governor's expenditure restrictions which remained at the end of the fiscal year (when applicable).

## **NOTES:**

(1) Transferred from Division of Purchasing to Division of General Services

**CORE RECONCILIATION DETAIL**

**STATE  
FIXED PRICE VEHICLE PROGRAM**

**5. CORE RECONCILIATION DETAIL**

	<b>Budget Class</b>	<b>FTE</b>	<b>GR</b>	<b>Federal</b>	<b>Other</b>	<b>Total</b>	<b>Explanation</b>
<b>TAFP AFTER VETOES</b>							
	EE	0.00	0	0	1,495,994	1,495,994	
	<b>Total</b>	<b>0.00</b>	<b>0</b>	<b>0</b>	<b>1,495,994</b>	<b>1,495,994</b>	
<b>DEPARTMENT CORE REQUEST</b>							
	EE	0.00	0	0	1,495,994	1,495,994	
	<b>Total</b>	<b>0.00</b>	<b>0</b>	<b>0</b>	<b>1,495,994</b>	<b>1,495,994</b>	
<b>GOVERNOR'S RECOMMENDED CORE</b>							
	EE	0.00	0	0	1,495,994	1,495,994	
	<b>Total</b>	<b>0.00</b>	<b>0</b>	<b>0</b>	<b>1,495,994</b>	<b>1,495,994</b>	

## DECISION ITEM SUMMARY

Budget Unit									
Decision Item	FY 2020	FY 2020	FY 2021	FY 2021	FY 2022	FY 2022	FY 2022	FY 2022	FY 2022
Budget Object Summary	ACTUAL	ACTUAL	BUDGET	BUDGET	DEPT REQ	DEPT REQ	GOV REC	GOV REC	GOV REC
Fund	DOLLAR	FTE	DOLLAR	FTE	DOLLAR	FTE	DOLLAR	FTE	FTE
<b>FIXED PRICE VEHICLE PROGRAM</b>									
<b>CORE</b>									
EXPENSE & EQUIPMENT									
FEDERAL SURPLUS PROPERTY	211,884	0.00	1,495,994	0.00	1,495,994	0.00	1,495,994	0.00	0.00
TOTAL - EE	211,884	0.00	1,495,994	0.00	1,495,994	0.00	1,495,994	0.00	0.00
<b>TOTAL</b>	<b>211,884</b>	<b>0.00</b>	<b>1,495,994</b>	<b>0.00</b>	<b>1,495,994</b>	<b>0.00</b>	<b>1,495,994</b>	<b>0.00</b>	<b>0.00</b>
<b>GRAND TOTAL</b>	<b>\$211,884</b>	<b>0.00</b>	<b>\$1,495,994</b>	<b>0.00</b>	<b>\$1,495,994</b>	<b>0.00</b>	<b>\$1,495,994</b>	<b>0.00</b>	<b>0.00</b>

1/22/21 9:37

im\_disummary



# DECISION ITEM DETAIL

Budget Unit	FY 2020	FY 2020	FY 2021	FY 2021	FY 2022	FY 2022	FY 2022	FY 2022
Decision Item	ACTUAL	ACTUAL	BUDGET	BUDGET	DEPT REQ	DEPT REQ	GOV REC	GOV REC
Budget Object Class	DOLLAR	FTE	DOLLAR	FTE	DOLLAR	FTE	DOLLAR	FTE
<b>FIXED PRICE VEHICLE PROGRAM</b>								
<b>CORE</b>								
TRAVEL, IN-STATE	0	0.00	190	0.00	190	0.00	190	0.00
TRAVEL, OUT-OF-STATE	0	0.00	744	0.00	744	0.00	744	0.00
SUPPLIES	1,424	0.00	475	0.00	475	0.00	475	0.00
PROFESSIONAL SERVICES	0	0.00	45,000	0.00	45,000	0.00	45,000	0.00
M&R SERVICES	6,560	0.00	20,000	0.00	20,000	0.00	20,000	0.00
OTHER EQUIPMENT	0	0.00	100	0.00	100	0.00	100	0.00
MISCELLANEOUS EXPENSES	0	0.00	100	0.00	100	0.00	100	0.00
REBILLABLE EXPENSES	203,900	0.00	1,429,385	0.00	1,429,385	0.00	1,429,385	0.00
<b>TOTAL - EE</b>	<b>211,884</b>	<b>0.00</b>	<b>1,495,994</b>	<b>0.00</b>	<b>1,495,994</b>	<b>0.00</b>	<b>1,495,994</b>	<b>0.00</b>
<b>GRAND TOTAL</b>	<b>\$211,884</b>	<b>0.00</b>	<b>\$1,495,994</b>	<b>0.00</b>	<b>\$1,495,994</b>	<b>0.00</b>	<b>\$1,495,994</b>	<b>0.00</b>
<b>GENERAL REVENUE</b>	<b>\$0</b>	<b>0.00</b>	<b>\$0</b>	<b>0.00</b>	<b>\$0</b>	<b>0.00</b>	<b>\$0</b>	<b>0.00</b>
<b>FEDERAL FUNDS</b>	<b>\$0</b>	<b>0.00</b>	<b>\$0</b>	<b>0.00</b>	<b>\$0</b>	<b>0.00</b>	<b>\$0</b>	<b>0.00</b>
<b>OTHER FUNDS</b>	<b>\$211,884</b>	<b>0.00</b>	<b>\$1,495,994</b>	<b>0.00</b>	<b>\$1,495,994</b>	<b>0.00</b>	<b>\$1,495,994</b>	<b>0.00</b>

## PROGRAM DESCRIPTION

**Department:** Office of Administration

**HB Section(s):** 5.100

**Program Name:** Fixed Price Vehicle and Equipment

**Program is found in the following core budget(s):** Fixed Price Vehicle and Equipment

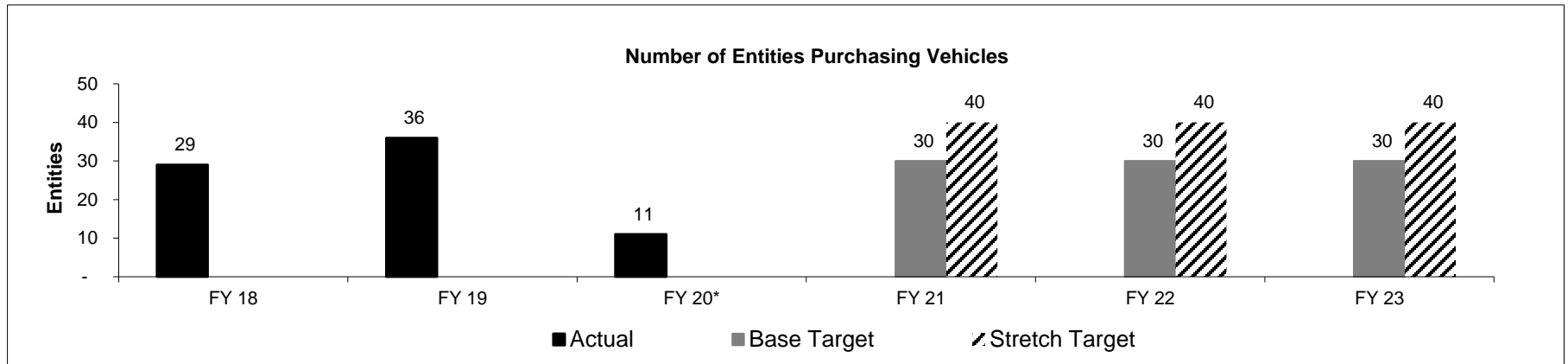
**1a. What strategic priority does this program address?**

Deliver the right stuff at the right price and at the right time.

**1b. What does this program do?**

This core request is for funding to acquire low mileage vehicles and construction equipment from the Federal Government to be resold to state agencies and eligible entities. This program enables eligible entities to buy used vehicles instead of new vehicles.

**2a. Provide an activity measure(s) for the program.**



\*Reduction in vehicles purchased is due to COVID-19 and an increase in vehicle auction prices which results in fewer reasonably priced vehicles available at auction.

## PROGRAM DESCRIPTION

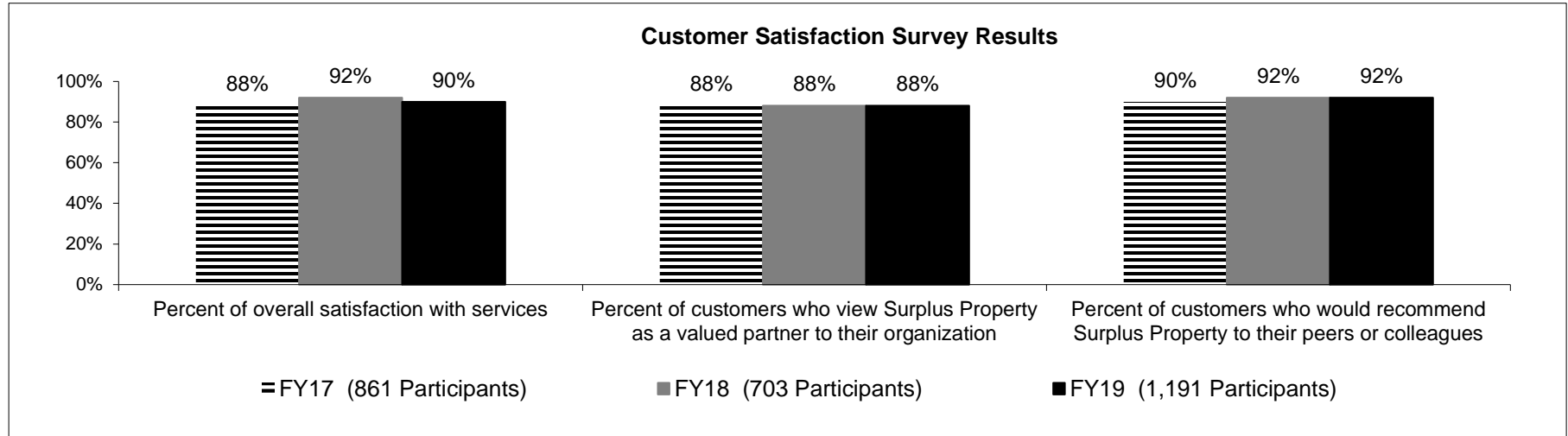
**Department:** Office of Administration

**HB Section(s):** 5.100

**Program Name:** Fixed Price Vehicle and Equipment

**Program is found in the following core budget(s):** Fixed Price Vehicle and Equipment

**2b. Provide a measure(s) of the program's quality.**



## PROGRAM DESCRIPTION

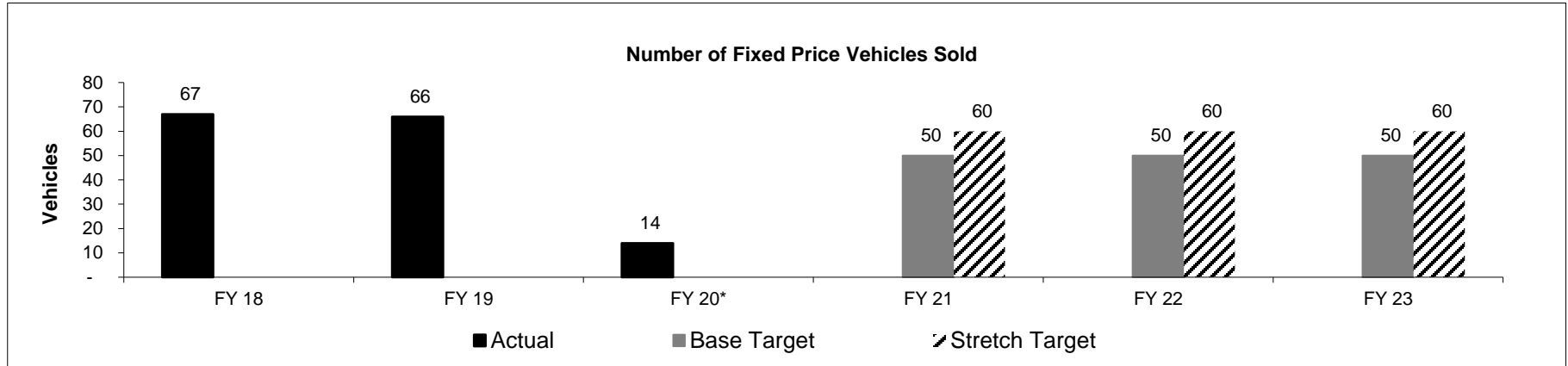
**Department:** Office of Administration

**HB Section(s):** 5.100

**Program Name:** Fixed Price Vehicle and Equipment

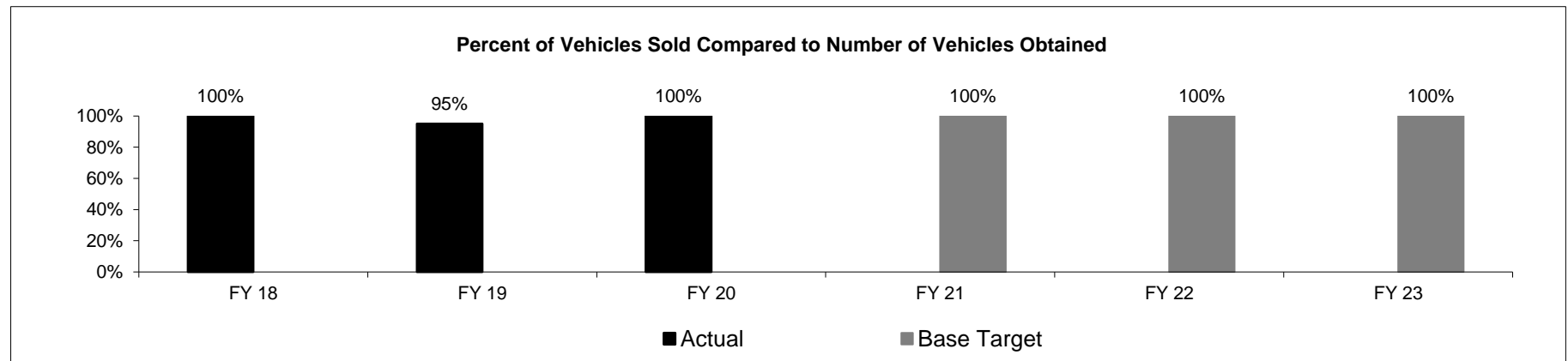
**Program is found in the following core budget(s):** Fixed Price Vehicle and Equipment

**2c. Provide a measure(s) of the program's impact.**



\*Reduction in vehicles purchased is due to COVID-19 and an increase in vehicle auction prices which results in fewer reasonably priced vehicles available at auction.

**2d. Provide a measure(s) of the program's efficiency.**



## PROGRAM DESCRIPTION

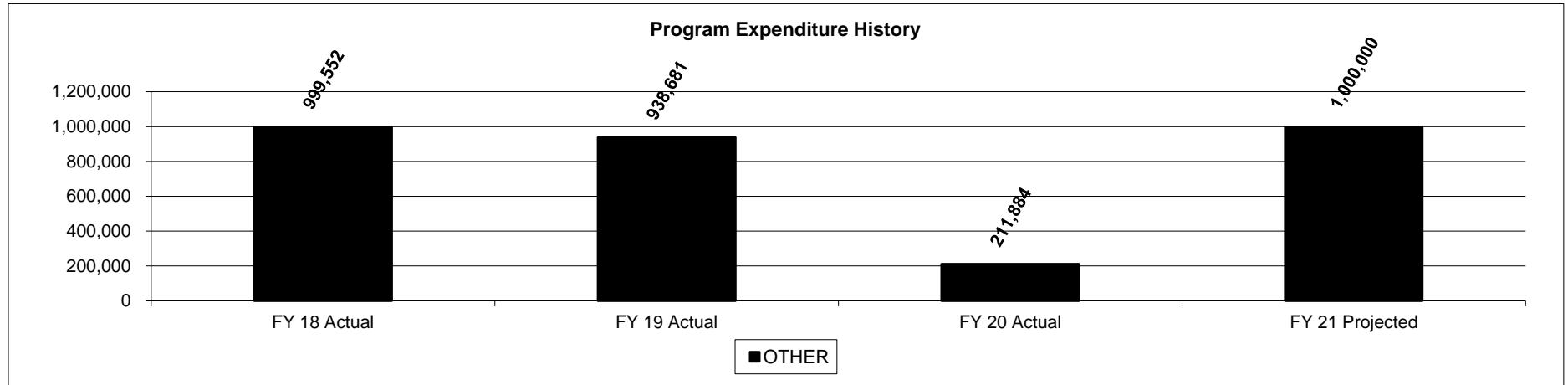
Department: Office of Administration

HB Section(s): 5.100

Program Name: Fixed Price Vehicle and Equipment

Program is found in the following core budget(s): Fixed Price Vehicle and Equipment

3. Provide actual expenditures for the prior three fiscal years and planned expenditures for the current fiscal year. (Note: Amounts do not include fringe benefit costs.)



4. What are the sources of the "Other " funds?

Federal Surplus Property Fund (0407)

5. What is the authorization for this program, i.e., federal or state statute, etc.? (Include the federal program number, if applicable.)

Chapter 37, RSMo

6. Are there federal matching requirements? If yes, please explain.

No

7. Is this a federally mandated program? If yes, please explain.

No



### CORE DECISION ITEM

Department	Office of Administration	Budget Unit	31135
Division	Division of General Services		
Core	Surplus Property Recycling Transfer	HB Section	5.105

#### 1. CORE FINANCIAL SUMMARY

FY 2021 Budget Request					FY 2021 Governor's Recommendation						
	GR	Federal	Other	Total	E		GR	Federal	Other	Total	E
PS	0	0	0	0		PS	0	0	0	0	
EE	0	0	0	0		EE	0	0	0	0	
PSD	0	0	0	0		PSD	0	0	0	0	
TRF	0	0	30,000	30,000		TRF	0	0	30,000	30,000	
Total	0	0	30,000	30,000		Total	0	0	30,000	30,000	
FTE	0.00	0.00	0.00	0.00		FTE	0.00	0.00	0.00	0.00	

<b>Est. Fringe</b>	0	0	0	0
--------------------	---	---	---	---

Note: Fringes budgeted in House Bill 5 except for certain fringes budgeted directly to MoDOT, Highway Patrol, and Conservation.

<b>Est. Fringe</b>	0	0	0	0
--------------------	---	---	---	---

Note: Fringes budgeted in House Bill 5 except for certain fringes budgeted directly to MoDOT, Highway Patrol, and Conservation.

Other Funds: Federal Surplus Property Fund (0407)

Other Funds: Federal Surplus Property Fund (0407)

#### 2. CORE DESCRIPTION

Pursuant to Section 34.032, RSMo, this appropriation facilitates the transfer of excess funds from the Recycling Program to the Department of Social Services (DSS) to be used by DSS for the heating assistance program pursuant to section 660.100 to 660.135, RSMo.

#### 3. PROGRAM LISTING (list programs included in this core funding)

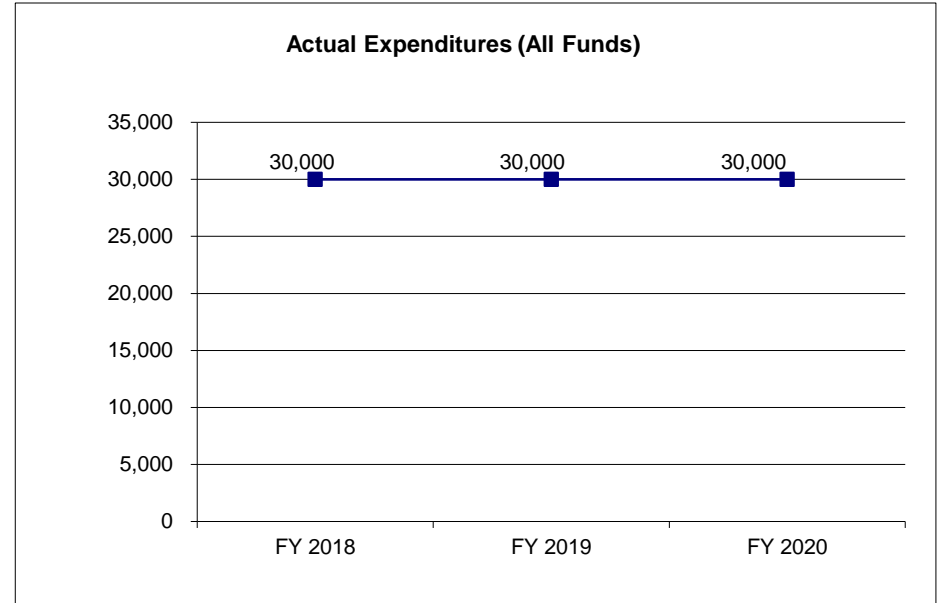
Surplus Property/Recycling

**CORE DECISION ITEM**

<b>Department</b>	<b>Office of Administration</b>	<b>Budget Unit</b>	<u>31135</u>
<b>Division</b>	<b>Division of General Services</b>		
<b>Core</b>	<b>Surplus Property Recycling Transfer</b>	<b>HB Section</b>	<u>5.105</u>

**4. FINANCIAL HISTORY**

	<b>FY 2018 Actual</b>	<b>FY 2019 Actual</b>	<b>FY 2020 Actual</b>	<b>FY 2021 Current Yr.</b>
Appropriation (All Funds)	30,000	30,000	30,000	30,000
Less Reverted (All Funds)	0	0	0	0
Less Restricted (All Funds)*	0	0	0	0
Budget Authority (All Funds)	30,000	30,000	30,000	30,000
Actual Expenditures (All Funds)	30,000	30,000	30,000	N/A
Unexpended (All Funds)	0	0	0	N/A
Unexpended, by Fund:				
General Revenue	0	0	0	N/A
Federal	0	0	0	N/A
Other	0	0	0	N/A



\*Current Year restricted amount is as of \_\_\_\_\_.

Reverted includes the statutory three percent reserve amount (when applicable).

Restricted includes any Governor's expenditure restrictions which remained at the end of the fiscal year (when applicable).

**NOTES:**



**CORE RECONCILIATION DETAIL**

**STATE  
RECYCLING FUNDS TRANSFER**

**5. CORE RECONCILIATION DETAIL**

	<b>Budget Class</b>	<b>FTE</b>	<b>GR</b>	<b>Federal</b>	<b>Other</b>	<b>Total</b>	<b>Explanation</b>
<b>TAFP AFTER VETOES</b>							
	TRF	0.00	0	0	30,000	30,000	
	<b>Total</b>	<b>0.00</b>	<b>0</b>	<b>0</b>	<b>30,000</b>	<b>30,000</b>	
<b>DEPARTMENT CORE REQUEST</b>							
	TRF	0.00	0	0	30,000	30,000	
	<b>Total</b>	<b>0.00</b>	<b>0</b>	<b>0</b>	<b>30,000</b>	<b>30,000</b>	
<b>GOVERNOR'S RECOMMENDED CORE</b>							
	TRF	0.00	0	0	30,000	30,000	
	<b>Total</b>	<b>0.00</b>	<b>0</b>	<b>0</b>	<b>30,000</b>	<b>30,000</b>	

# DECISION ITEM DETAIL

Budget Unit	FY 2020	FY 2020	FY 2021	FY 2021	FY 2022	FY 2022	FY 2022	FY 2022
Decision Item	ACTUAL	ACTUAL	BUDGET	BUDGET	DEPT REQ	DEPT REQ	GOV REC	GOV REC
Budget Object Class	DOLLAR	FTE	DOLLAR	FTE	DOLLAR	FTE	DOLLAR	FTE
RECYCLING FUNDS TRANSFER								
CORE								
TRANSFERS OUT	30,000	0.00	30,000	0.00	30,000	0.00	30,000	0.00
TOTAL - TRF	30,000	0.00	30,000	0.00	30,000	0.00	30,000	0.00
GRAND TOTAL	\$30,000	0.00	\$30,000	0.00	\$30,000	0.00	\$30,000	0.00
GENERAL REVENUE	\$0	0.00	\$0	0.00	\$0	0.00	\$0	0.00
FEDERAL FUNDS	\$0	0.00	\$0	0.00	\$0	0.00	\$0	0.00
OTHER FUNDS	\$30,000	0.00	\$30,000	0.00	\$30,000	0.00	\$30,000	0.00

## DECISION ITEM SUMMARY

Budget Unit									
Decision Item	FY 2020	FY 2020	FY 2021	FY 2021	FY 2022	FY 2022	FY 2022	FY 2022	FY 2022
Budget Object Summary	ACTUAL	ACTUAL	BUDGET	BUDGET	DEPT REQ	DEPT REQ	GOV REC	GOV REC	GOV REC
Fund	DOLLAR	FTE	DOLLAR	FTE	DOLLAR	FTE	DOLLAR	FTE	FTE
<b>RECYCLING FUNDS TRANSFER</b>									
<b>CORE</b>									
FUND TRANSFERS									
FEDERAL SURPLUS PROPERTY	30,000	0.00	30,000	0.00	30,000	0.00	30,000	0.00	0.00
TOTAL - TRF	30,000	0.00	30,000	0.00	30,000	0.00	30,000	0.00	0.00
<b>TOTAL</b>	<b>30,000</b>	<b>0.00</b>	<b>30,000</b>	<b>0.00</b>	<b>30,000</b>	<b>0.00</b>	<b>30,000</b>	<b>0.00</b>	<b>0.00</b>
<b>GRAND TOTAL</b>	<b>\$30,000</b>	<b>0.00</b>	<b>\$30,000</b>	<b>0.00</b>	<b>\$30,000</b>	<b>0.00</b>	<b>\$30,000</b>	<b>0.00</b>	<b>0.00</b>

1/22/21 9:37

im\_disummary



## CORE DECISION ITEM

<b>Department</b>	<b>Office of Administration</b>	<b>Budget Unit</b>	<b>31140 &amp; 31145</b>
<b>Division</b>	<b>Division of General Services</b>		
<b>Core</b>	<b>Surplus Property Proceeds/Transfer</b>	<b>HB Section</b>	<b>5.110 &amp; 5.115</b>

### 1. CORE FINANCIAL SUMMARY

FY 2022 Budget Request					FY 2022 Governor's Recommendation				
	GR	Federal	Other	Total		GR	Federal	Other	Total
PS	0	0	0	0	PS	0	0	0	0
EE	0	0	41,794	41,794	EE	0	0	41,794	41,794
PSD	0	0	258,100	258,100	PSD	0	0	258,100	258,100
TRF	0	0	3,000,000	3,000,000	TRF	0	0	3,000,000	3,000,000
<b>Total</b>	<b>0</b>	<b>0</b>	<b>3,299,894</b>	<b>3,299,894</b>	<b>Total</b>	<b>0</b>	<b>0</b>	<b>3,299,894</b>	<b>3,299,894</b>
<b>FTE</b>	<b>0.00</b>	<b>0.00</b>	<b>0.00</b>	<b>0.00</b>	<b>FTE</b>	<b>0.00</b>	<b>0.00</b>	<b>0.00</b>	<b>0.00</b>
<b>Est. Fringe</b>	<b>0</b>	<b>0</b>	<b>0</b>	<b>0</b>	<b>Est. Fringe</b>	<b>0</b>	<b>0</b>	<b>0</b>	<b>0</b>
Note: Fringes budgeted in House Bill 5 except for certain fringes budgeted directly to MoDOT, Highway Patrol, and Conservation.					Note: Fringes budgeted in House Bill 5 except for certain fringes budgeted directly to MoDOT, Highway Patrol, and Conservation.				
Other Funds:	Proceeds of Surplus Property Sales Fund (0710)				Other Funds:	Proceeds of Surplus Property Sales Fund (0710)			

### 2. CORE DESCRIPTION

To pay the costs of conducting state surplus property sales. Expenses for state surplus property operations include auction fees, advertising, and travel expenses. In addition, reimbursement is made for use of office space and equipment. Additionally, state surplus property proceeds are transferred to the state fund or quasi - governmental entity from which the property was originally purchased.

### 3. PROGRAM LISTING (list programs included in this core funding)

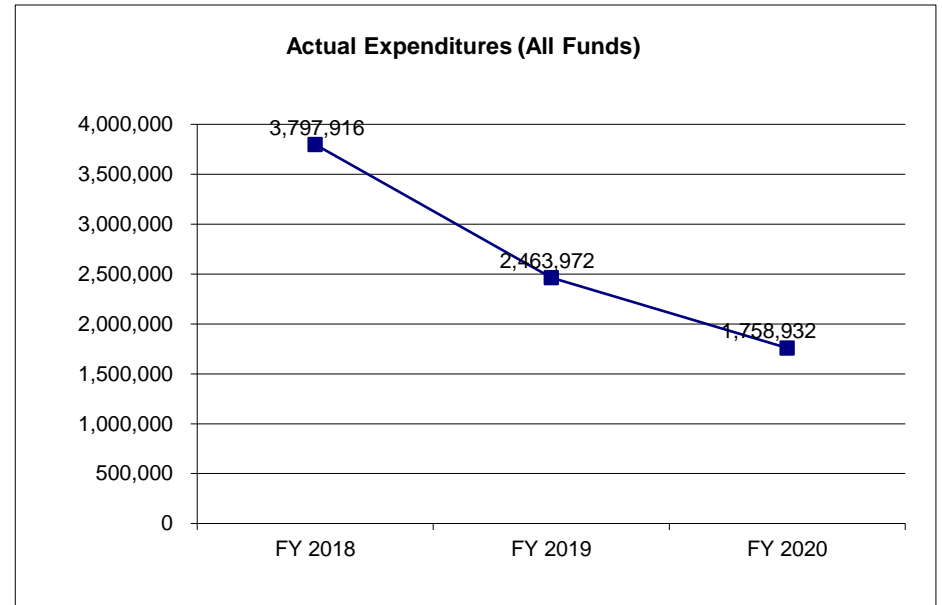
State Surplus Property

# **CORE DECISION ITEM**

<b>Department</b>	<b>Office of Administration</b>	<b>Budget Unit</b>	<b>31140 &amp; 31145</b>
<b>Division</b>	<b>Division of General Services</b>		
<b>Core</b>	<b>Surplus Property Proceeds/Transfer</b>	<b>HB Section</b>	<b>5.110 &amp; 5.115</b>

## **4. FINANCIAL HISTORY**

	<b>FY 2018 Actual</b>	<b>FY 2019 Actual</b>	<b>FY 2020 Actual</b>	<b>FY 2021 Current Yr.</b>
Appropriation (All Funds)	4,049,894	3,299,894	3,299,894	3,299,894
Less Reverted (All Funds)	0	0	0	0
Less Restricted (All Funds)*	0	0	0	0
Budget Authority (All Funds)	4,049,894	3,299,894	3,299,894	3,299,894
Actual Expenditures (All Funds)	3,797,916	2,463,972	1,758,932	N/A
Unexpended (All Funds)	251,978	835,922	1,540,962	N/A
Unexpended, by Fund:				
General Revenue	0	0	0	N/A
Federal	0	0	0	N/A
Other	251,978	835,922 (1)	1,540,962	N/A



\*Current Year restricted amount is as of \_\_\_\_\_.

Reverted includes the statutory three percent reserve amount (when applicable).

Restricted includes any Governor's expenditure restrictions which remained at the end of the fiscal year (when applicable).

### **NOTES:**

(1) \$1,000,000 transfer appropriation increase in FY 18

**CORE RECONCILIATION DETAIL**

**STATE  
SURPLUS PROPERTY SALE PROCEED**

**5. CORE RECONCILIATION DETAIL**

	<b>Budget Class</b>	<b>FTE</b>	<b>GR</b>	<b>Federal</b>	<b>Other</b>	<b>Total</b>	<b>Explanation</b>
<b>TAFP AFTER VETOES</b>							
	EE	0.00	0	0	41,794	41,794	
	PD	0.00	0	0	258,100	258,100	
	<b>Total</b>	<b>0.00</b>	<b>0</b>	<b>0</b>	<b>299,894</b>	<b>299,894</b>	
<b>DEPARTMENT CORE REQUEST</b>							
	EE	0.00	0	0	41,794	41,794	
	PD	0.00	0	0	258,100	258,100	
	<b>Total</b>	<b>0.00</b>	<b>0</b>	<b>0</b>	<b>299,894</b>	<b>299,894</b>	
<b>GOVERNOR'S RECOMMENDED CORE</b>							
	EE	0.00	0	0	41,794	41,794	
	PD	0.00	0	0	258,100	258,100	
	<b>Total</b>	<b>0.00</b>	<b>0</b>	<b>0</b>	<b>299,894</b>	<b>299,894</b>	

**CORE RECONCILIATION DETAIL**

**STATE  
SURPLUS PROPERTY SALE FUND-TRF**

**5. CORE RECONCILIATION DETAIL**

	<b>Budget Class</b>	<b>FTE</b>	<b>GR</b>	<b>Federal</b>	<b>Other</b>	<b>Total</b>	<b>Explanation</b>
<b>TAFP AFTER VETOES</b>							
	TRF	0.00	0	0	3,000,000	3,000,000	
	<b>Total</b>	<b>0.00</b>	<b>0</b>	<b>0</b>	<b>3,000,000</b>	<b>3,000,000</b>	
<b>DEPARTMENT CORE REQUEST</b>							
	TRF	0.00	0	0	3,000,000	3,000,000	
	<b>Total</b>	<b>0.00</b>	<b>0</b>	<b>0</b>	<b>3,000,000</b>	<b>3,000,000</b>	
<b>GOVERNOR'S RECOMMENDED CORE</b>							
	TRF	0.00	0	0	3,000,000	3,000,000	
	<b>Total</b>	<b>0.00</b>	<b>0</b>	<b>0</b>	<b>3,000,000</b>	<b>3,000,000</b>	



## DECISION ITEM SUMMARY

Budget Unit								
Decision Item	FY 2020	FY 2020	FY 2021	FY 2021	FY 2022	FY 2022	FY 2022	FY 2022
Budget Object Summary	ACTUAL	ACTUAL	BUDGET	BUDGET	DEPT REQ	DEPT REQ	GOV REC	GOV REC
Fund	DOLLAR	FTE	DOLLAR	FTE	DOLLAR	FTE	DOLLAR	FTE
<b>SURPLUS PROPERTY SALE PROCEED</b>								
<b>CORE</b>								
EXPENSE & EQUIPMENT								
PROCEEDS OF SURPLUS PROPERTY	17,531	0.00	41,794	0.00	41,794	0.00	41,794	0.00
TOTAL - EE	17,531	0.00	41,794	0.00	41,794	0.00	41,794	0.00
PROGRAM-SPECIFIC								
PROCEEDS OF SURPLUS PROPERTY	1,773	0.00	258,100	0.00	258,100	0.00	258,100	0.00
TOTAL - PD	1,773	0.00	258,100	0.00	258,100	0.00	258,100	0.00
<b>TOTAL</b>	<b>19,304</b>	<b>0.00</b>	<b>299,894</b>	<b>0.00</b>	<b>299,894</b>	<b>0.00</b>	<b>299,894</b>	<b>0.00</b>
<b>GRAND TOTAL</b>	<b>\$19,304</b>	<b>0.00</b>	<b>\$299,894</b>	<b>0.00</b>	<b>\$299,894</b>	<b>0.00</b>	<b>\$299,894</b>	<b>0.00</b>

1/22/21 9:37

im\_disummary

## DECISION ITEM SUMMARY

Budget Unit									
Decision Item	FY 2020	FY 2020	FY 2021	FY 2021	FY 2022	FY 2022	FY 2022	FY 2022	FY 2022
Budget Object Summary	ACTUAL	ACTUAL	BUDGET	BUDGET	DEPT REQ	DEPT REQ	GOV REC	GOV REC	GOV REC
Fund	DOLLAR	FTE	DOLLAR	FTE	DOLLAR	FTE	DOLLAR	FTE	FTE
<b>SURPLUS PROPERTY SALE FUND-TRF</b>									
<b>CORE</b>									
FUND TRANSFERS									
PROCEEDS OF SURPLUS PROPERTY	1,739,628	0.00	3,000,000	0.00	3,000,000	0.00	3,000,000	0.00	0.00
TOTAL - TRF	1,739,628	0.00	3,000,000	0.00	3,000,000	0.00	3,000,000	0.00	0.00
<b>TOTAL</b>	<b>1,739,628</b>	<b>0.00</b>	<b>3,000,000</b>	<b>0.00</b>	<b>3,000,000</b>	<b>0.00</b>	<b>3,000,000</b>	<b>0.00</b>	<b>0.00</b>
<b>GRAND TOTAL</b>	<b>\$1,739,628</b>	<b>0.00</b>	<b>\$3,000,000</b>	<b>0.00</b>	<b>\$3,000,000</b>	<b>0.00</b>	<b>\$3,000,000</b>	<b>0.00</b>	<b>0.00</b>

1/22/21 9:37

im\_disummary

# DECISION ITEM DETAIL

Budget Unit	FY 2020	FY 2020	FY 2021	FY 2021	FY 2022	FY 2022	FY 2022	FY 2022
Decision Item	ACTUAL	ACTUAL	BUDGET	BUDGET	DEPT REQ	DEPT REQ	GOV REC	GOV REC
Budget Object Class	DOLLAR	FTE	DOLLAR	FTE	DOLLAR	FTE	DOLLAR	FTE
<b>SURPLUS PROPERTY SALE PROCEED</b>								
<b>CORE</b>								
TRAVEL, IN-STATE	0	0.00	369	0.00	369	0.00	369	0.00
SUPPLIES	400	0.00	1,425	0.00	1,425	0.00	1,425	0.00
PROFESSIONAL SERVICES	757	0.00	5,000	0.00	5,000	0.00	5,000	0.00
M&R SERVICES	0	0.00	100	0.00	100	0.00	100	0.00
EQUIPMENT RENTALS & LEASES	0	0.00	800	0.00	800	0.00	800	0.00
MISCELLANEOUS EXPENSES	16,374	0.00	34,000	0.00	34,000	0.00	34,000	0.00
REBILLABLE EXPENSES	0	0.00	100	0.00	100	0.00	100	0.00
<b>TOTAL - EE</b>	<b>17,531</b>	<b>0.00</b>	<b>41,794</b>	<b>0.00</b>	<b>41,794</b>	<b>0.00</b>	<b>41,794</b>	<b>0.00</b>
PROGRAM DISTRIBUTIONS	1,773	0.00	258,000	0.00	258,000	0.00	258,000	0.00
REFUNDS	0	0.00	100	0.00	100	0.00	100	0.00
<b>TOTAL - PD</b>	<b>1,773</b>	<b>0.00</b>	<b>258,100</b>	<b>0.00</b>	<b>258,100</b>	<b>0.00</b>	<b>258,100</b>	<b>0.00</b>
<b>GRAND TOTAL</b>	<b>\$19,304</b>	<b>0.00</b>	<b>\$299,894</b>	<b>0.00</b>	<b>\$299,894</b>	<b>0.00</b>	<b>\$299,894</b>	<b>0.00</b>
<b>GENERAL REVENUE</b>	<b>\$0</b>	<b>0.00</b>	<b>\$0</b>	<b>0.00</b>	<b>\$0</b>	<b>0.00</b>	<b>\$0</b>	<b>0.00</b>
<b>FEDERAL FUNDS</b>	<b>\$0</b>	<b>0.00</b>	<b>\$0</b>	<b>0.00</b>	<b>\$0</b>	<b>0.00</b>	<b>\$0</b>	<b>0.00</b>
<b>OTHER FUNDS</b>	<b>\$19,304</b>	<b>0.00</b>	<b>\$299,894</b>	<b>0.00</b>	<b>\$299,894</b>	<b>0.00</b>	<b>\$299,894</b>	<b>0.00</b>

# DECISION ITEM DETAIL

Budget Unit	FY 2020	FY 2020	FY 2021	FY 2021	FY 2022	FY 2022	FY 2022	FY 2022
Decision Item	ACTUAL	ACTUAL	BUDGET	BUDGET	DEPT REQ	DEPT REQ	GOV REC	GOV REC
Budget Object Class	DOLLAR	FTE	DOLLAR	FTE	DOLLAR	FTE	DOLLAR	FTE
<b>SURPLUS PROPERTY SALE FUND-TRF</b>								
<b>CORE</b>								
TRANSFERS OUT	1,739,628	0.00	3,000,000	0.00	3,000,000	0.00	3,000,000	0.00
<b>TOTAL - TRF</b>	<b>1,739,628</b>	<b>0.00</b>	<b>3,000,000</b>	<b>0.00</b>	<b>3,000,000</b>	<b>0.00</b>	<b>3,000,000</b>	<b>0.00</b>
<b>GRAND TOTAL</b>	<b>\$1,739,628</b>	<b>0.00</b>	<b>\$3,000,000</b>	<b>0.00</b>	<b>\$3,000,000</b>	<b>0.00</b>	<b>\$3,000,000</b>	<b>0.00</b>
GENERAL REVENUE	\$0	0.00	\$0	0.00	\$0	0.00	\$0	0.00
FEDERAL FUNDS	\$0	0.00	\$0	0.00	\$0	0.00	\$0	0.00
OTHER FUNDS	\$1,739,628	0.00	\$3,000,000	0.00	\$3,000,000	0.00	\$3,000,000	0.00

## PROGRAM DESCRIPTION

**Department:** Office of Administration

**HB Section(s):** 5.110, 5.115

**Program Name:** State Surplus Property Sales Proceeds/Transfer

**Program is found in the following core budget(s):** Surplus Property

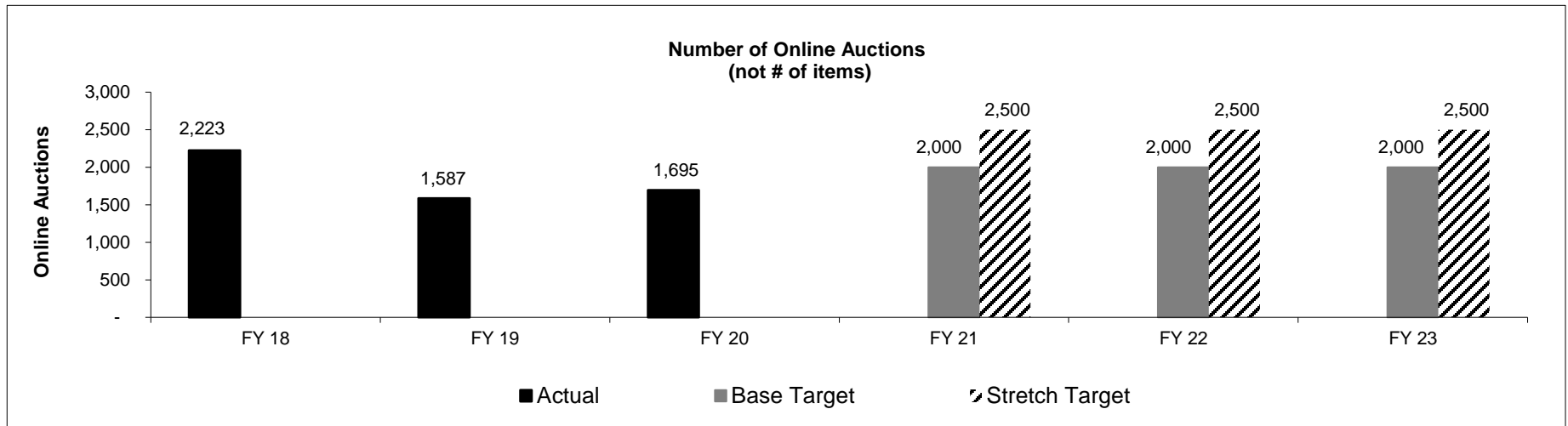
**1a. What strategic priority does this program address?**

Deliver the right stuff at the right price and at the right time.

**1b. What does this program do?**

State Surplus Property helps state agencies dispose of excess state property through the use of various disposal methods such as: online public auctions, redistribution to other state agencies or recycling.

**2a. Provide an activity measure(s) for the program.**



## PROGRAM DESCRIPTION

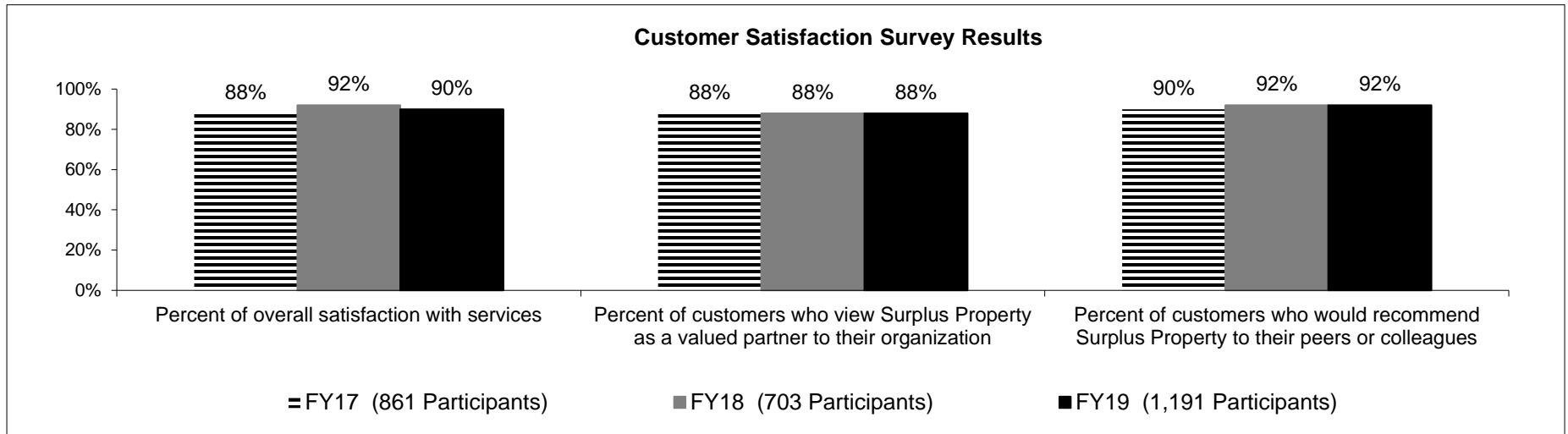
**Department:** Office of Administration

**HB Section(s):** 5.110, 5.115

**Program Name:** State Surplus Property Sales Proceeds/Transfer

**Program is found in the following core budget(s):** Surplus Property

**2b. Provide a measure(s) of the program's quality.**



## PROGRAM DESCRIPTION

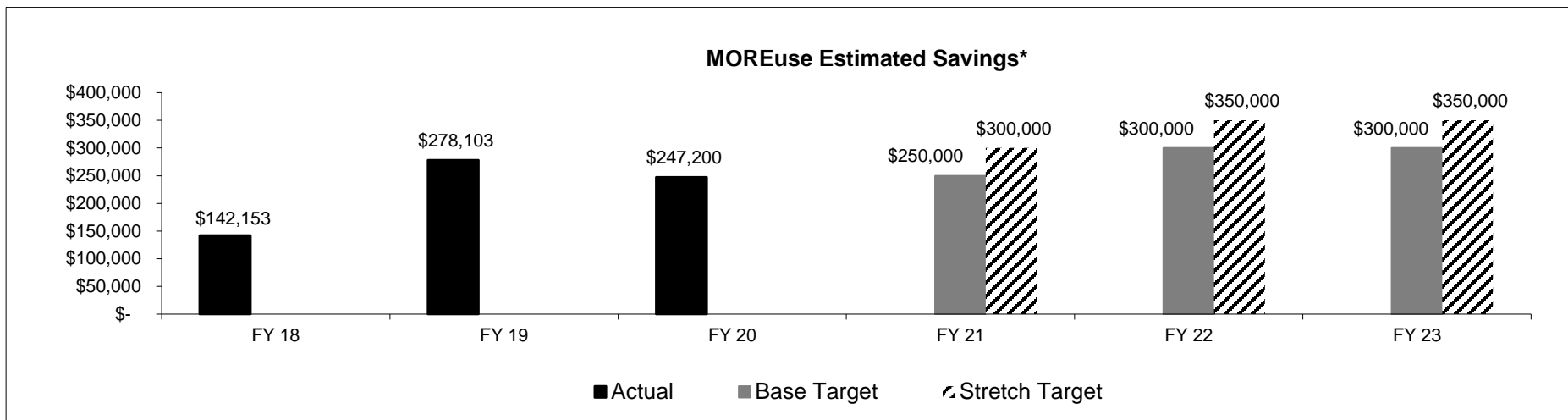
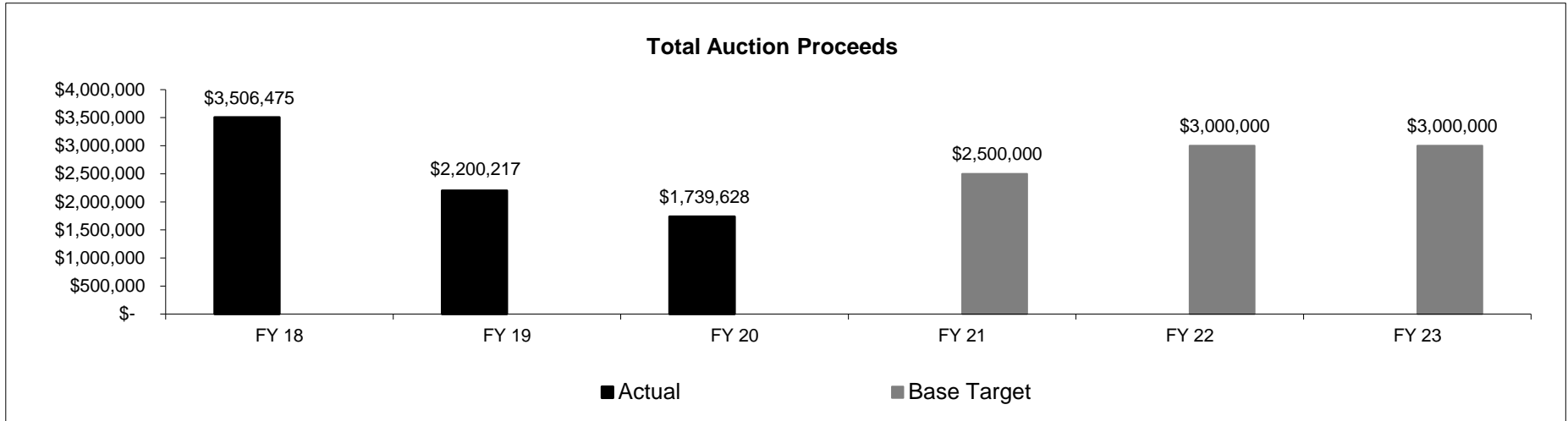
**Department:** Office of Administration

**HB Section(s):** 5.110, 5.115

**Program Name:** State Surplus Property Sales Proceeds/Transfer

**Program is found in the following core budget(s):** Surplus Property

**2c. Provide a measure(s) of the program's impact.**



\*Redistribution of excess state property between agencies. Savings calculated based on estimates of what new property would have cost.

**PROGRAM DESCRIPTION**

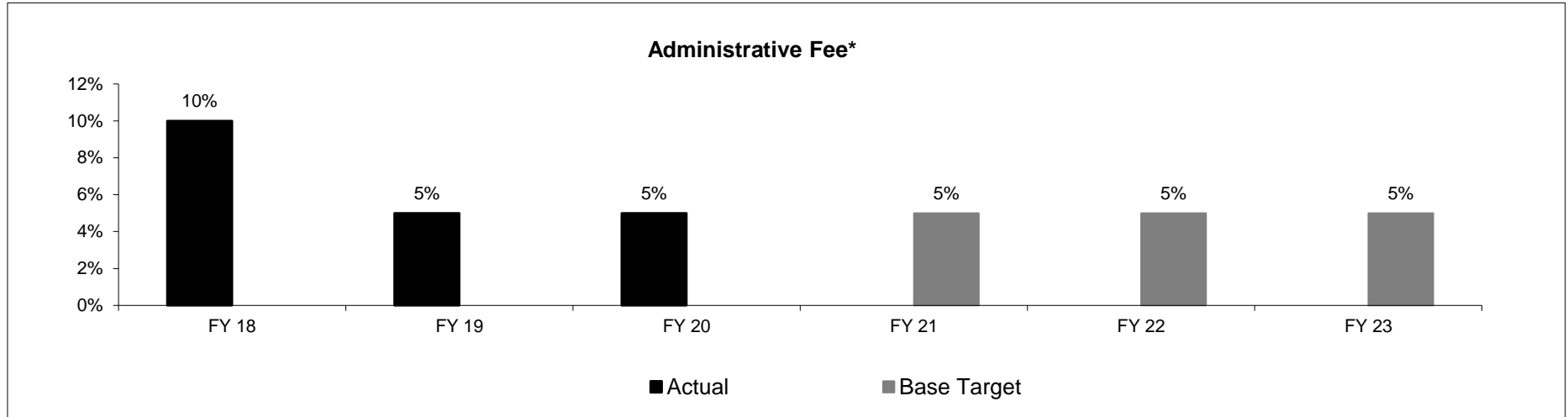
**Department:** Office of Administration

**HB Section(s):** 5.110, 5.115

**Program Name:** State Surplus Property Sales Proceeds/Transfer

**Program is found in the following core budget(s):** Surplus Property

**2d. Provide a measure(s) of the program's efficiency.**



\* Percentage of sales proceeds utilized to cover costs of state surplus property operations, per Section 37.090 RSMo.



## PROGRAM DESCRIPTION

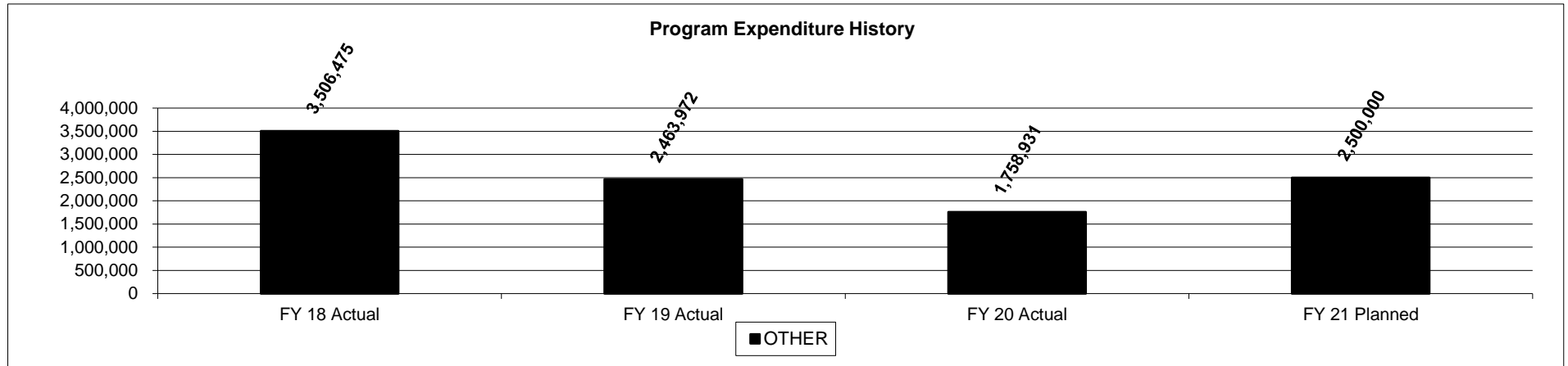
Department: Office of Administration

HB Section(s): 5.110, 5.115

Program Name: State Surplus Property Sales Proceeds/Transfer

Program is found in the following core budget(s): Surplus Property

3. Provide actual expenditures for the prior three fiscal years and planned expenditures for the current fiscal year. (Note: Amounts do not include fringe benefit costs.)



4. What are the sources of the "Other " funds?

Proceeds of Surplus Property Sales Fund (0710)

5. What is the authorization for this program, i.e., federal or state statute, etc.? (Include the federal program number, if applicable.)

Chapter 34, RSMo authorizes Office of Administration to transfer state surplus property. Section 37.090, RSMo, allows for a fund to pay the costs of conducting state surplus property sales and to distribute the monies received in excess of costs to the fund which purchased the items sold. Expenses for state surplus property operations include auction fees, advertising, and travel expenses. In addition, reimbursements are made for personnel, use of office space, and equipment for the state side surplus property and recycling programs.

6. Are there federal matching requirements? If yes, please explain.

No

7. Is this a federally mandated program? If yes, please explain.

No



**CORE DECISION ITEM**

<b>Department</b>	<b>Office of Administration</b>	<b>Budget Unit</b>	<u>31044</u>
<b>Division</b>	<b>Division of General Services</b>		
<b>Core</b>	<b>Property Preservation Fund Transfer</b>	<b>HB Section</b>	<u>5.120</u>

**1. CORE FINANCIAL SUMMARY**

	FY 2022 Budget Request			
	GR	Federal	Other	Total
<b>PS</b>	0	0	0	0
<b>EE</b>	0	0	0	0
<b>PSD</b>	0	0	0	0
<b>TRF</b>	0	0	25,000,000	25,000,000
<b>Total</b>	<b>0</b>	<b>0</b>	<b>25,000,000</b>	<b>25,000,000</b>
<b>FTE</b>	<b>0.00</b>	<b>0.00</b>	<b>0.00</b>	<b>0.00</b>

<b>Est. Fringe</b>	0	0	0	0
<i>Note: Fringes budgeted in House Bill 5 except for certain fringes budgeted directly to MoDOT, Highway Patrol, and Conservation.</i>				

Other Funds: Various (see below)

	FY 2022 Governor's Recommendation			
	GR	Federal	Other	Total
<b>PS</b>	0	0	0	0
<b>EE</b>	0	0	0	0
<b>PSD</b>	0	0	0	0
<b>TRF</b>	0	0	25,000,000	25,000,000
<b>Total</b>	<b>0</b>	<b>0</b>	<b>25,000,000</b>	<b>25,000,000</b>
<b>FTE</b>	<b>0.00</b>	<b>0.00</b>	<b>0.00</b>	<b>0.00</b>

<b>Est. Fringe</b>	0	0	0	0
<i>Note: Fringes budgeted in House Bill 5 except for certain fringes budgeted directly to MoDOT, Highway Patrol, and Conservation.</i>				

Other Funds: Various (see below)

**2. CORE DESCRIPTION**

Core request for the purpose of funding the Property Preservation Fund. Transfers are made on an as needed, if needed basis

**Other Funds**

<b>Fund #</b>	<b>Name</b>	<b>Amount</b>
0124	FACILITIES MAINTENANCE RESERVE	15,000,000
0501	STATE FACILITY MAINT & OPERAT	5,000,000
0505	OA REVOLVING ADMINISTRATIVE TR	5,000,000
<b>Total</b>		<b>25,000,000</b>

**3. PROGRAM LISTING (list programs included in this core funding)**

Risk Management

# **CORE DECISION ITEM**

<b>Department</b>	<b>Office of Administration</b>	<b>Budget Unit</b>	<u>31044</u>
<b>Division</b>	<b>Division of General Services</b>		
<b>Core</b>	<b>Property Preservation Fund Transfer</b>	<b>HB Section</b>	<u>5.120</u>

## **4. FINANCIAL HISTORY**

	<b>FY 2018 Actual</b>	<b>FY 2019 Actual</b>	<b>FY 2020 Actual</b>	<b>FY 2021 Current Yr.</b>
Appropriation (All Funds)	1	25,000,000	25,000,000	25,000,000
Less Reverted (All Funds)	0	0	0	0
Less Restricted (All Funds)*	0	0	0	0
Budget Authority (All Funds)	1	25,000,000	25,000,000	25,000,000
Actual Expenditures (All Funds)	0	0	0	N/A
Unexpended (All Funds)	1	25,000,000	25,000,000	N/A
Unexpended, by Fund:				
General Revenue	0	0	0	N/A
Federal	0	0	0	N/A
Other	0	0	0	N/A

(1)

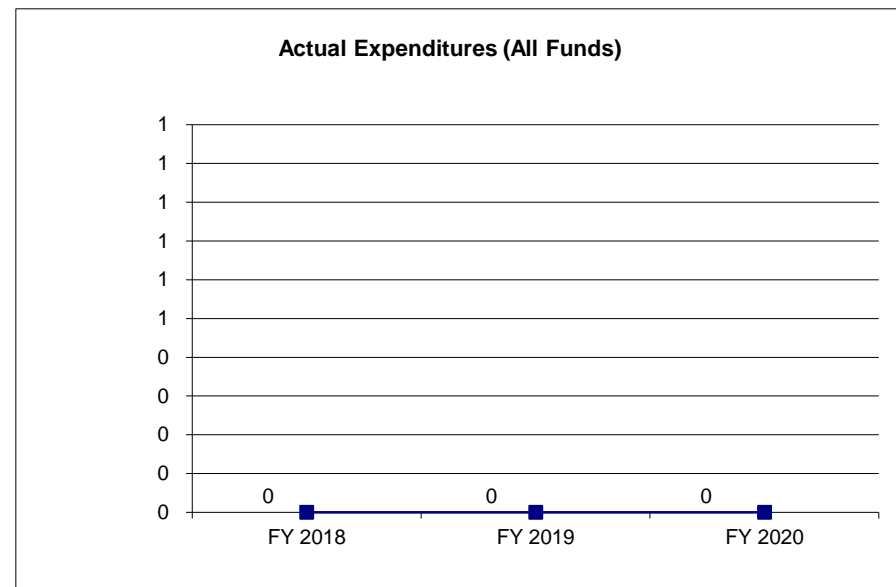
\*Current Year restricted amount is as of \_\_\_\_\_.

Reverted includes the statutory three percent reserve amount (when applicable).

Restricted includes any Governor's expenditure restrictions which remained at the end of the fiscal year (when applicable).

## **NOTES:**

(1) Estimated appropriation removed in FY 18.



**CORE RECONCILIATION DETAIL**

**STATE**  
**STATE PROPERTY PRSRVTN TRF**

**5. CORE RECONCILIATION DETAIL**

	<b>Budget Class</b>	<b>FTE</b>	<b>GR</b>	<b>Federal</b>	<b>Other</b>	<b>Total</b>	<b>Explanation</b>
<b>TAFP AFTER VETOES</b>							
	TRF	0.00	0	0	25,000,000	25,000,000	
	<b>Total</b>	<b>0.00</b>	<b>0</b>	<b>0</b>	<b>25,000,000</b>	<b>25,000,000</b>	
<b>DEPARTMENT CORE REQUEST</b>							
	TRF	0.00	0	0	25,000,000	25,000,000	
	<b>Total</b>	<b>0.00</b>	<b>0</b>	<b>0</b>	<b>25,000,000</b>	<b>25,000,000</b>	
<b>GOVERNOR'S RECOMMENDED CORE</b>							
	TRF	0.00	0	0	25,000,000	25,000,000	
	<b>Total</b>	<b>0.00</b>	<b>0</b>	<b>0</b>	<b>25,000,000</b>	<b>25,000,000</b>	

## DECISION ITEM SUMMARY

Budget Unit								
Decision Item	FY 2020	FY 2020	FY 2021	FY 2021	FY 2022	FY 2022	FY 2022	FY 2022
Budget Object Summary	ACTUAL	ACTUAL	BUDGET	BUDGET	DEPT REQ	DEPT REQ	GOV REC	GOV REC
Fund	DOLLAR	FTE	DOLLAR	FTE	DOLLAR	FTE	DOLLAR	FTE
<b>STATE PROPERTY PRSRVTN TRF</b>								
<b>CORE</b>								
FUND TRANSFERS								
FACILITIES MAINTENANCE RESERVE	0	0.00	15,000,000	0.00	15,000,000	0.00	15,000,000	0.00
STATE FACILITY MAINT & OPERAT	0	0.00	5,000,000	0.00	5,000,000	0.00	5,000,000	0.00
OA REVOLVING ADMINISTRATIVE TR	0	0.00	5,000,000	0.00	5,000,000	0.00	5,000,000	0.00
TOTAL - TRF	0	0.00	25,000,000	0.00	25,000,000	0.00	25,000,000	0.00
<b>TOTAL</b>	<b>0</b>	<b>0.00</b>	<b>25,000,000</b>	<b>0.00</b>	<b>25,000,000</b>	<b>0.00</b>	<b>25,000,000</b>	<b>0.00</b>
<b>GRAND TOTAL</b>	<b>\$0</b>	<b>0.00</b>	<b>\$25,000,000</b>	<b>0.00</b>	<b>\$25,000,000</b>	<b>0.00</b>	<b>\$25,000,000</b>	<b>0.00</b>

1/22/21 9:37

im\_disummary

# DECISION ITEM DETAIL

Budget Unit	FY 2020	FY 2020	FY 2021	FY 2021	FY 2022	FY 2022	FY 2022	FY 2022
Decision Item	ACTUAL	ACTUAL	BUDGET	BUDGET	DEPT REQ	DEPT REQ	GOV REC	GOV REC
Budget Object Class	DOLLAR	FTE	DOLLAR	FTE	DOLLAR	FTE	DOLLAR	FTE
STATE PROPERTY PRSRVTN TRF								
CORE								
TRANSFERS OUT	0	0.00	25,000,000	0.00	25,000,000	0.00	25,000,000	0.00
TOTAL - TRF	0	0.00	25,000,000	0.00	25,000,000	0.00	25,000,000	0.00
GRAND TOTAL	\$0	0.00	\$25,000,000	0.00	\$25,000,000	0.00	\$25,000,000	0.00
GENERAL REVENUE	\$0	0.00	\$0	0.00	\$0	0.00	\$0	0.00
FEDERAL FUNDS	\$0	0.00	\$0	0.00	\$0	0.00	\$0	0.00
OTHER FUNDS	\$0	0.00	\$25,000,000	0.00	\$25,000,000	0.00	\$25,000,000	0.00





## CORE DECISION ITEM

<b>Department</b>	<b>Office of Administration</b>	<b>Budget Unit</b>	<u>31044</u>
<b>Division</b>	<b>Division of General Services</b>		
<b>Core</b>	<b>Property Preservation Fund</b>	<b>HB Section</b>	<u>5.125</u>

### 1. CORE FINANCIAL SUMMARY

	FY 2022 Budget Request			
	GR	Federal	Other	Total
PS	0	0	0	0
EE	0	0	0	0
PSD	0	0	25,000,000	25,000,000
TRF	0	0	0	0
<b>Total</b>	<b>0</b>	<b>0</b>	<b>25,000,000</b>	<b>25,000,000</b>
<b>FTE</b>	<b>0.00</b>	<b>0.00</b>	<b>0.00</b>	<b>0.00</b>

<b>Est. Fringe</b>	<u>0</u>	<u>0</u>	<u>0</u>	<u>0</u>
<i>Note: Fringes budgeted in House Bill 5 except for certain fringes budgeted directly to MoDOT, Highway Patrol, and Conservation.</i>				

Other Funds: State Property Preservation Fund (0128)

	FY 2022 Governor's Recommendation			
	GR	Federal	Other	Total
PS	0	0	0	0
EE	0	0	0	0
PSD	0	0	25,000,000	25,000,000
TRF	0	0	0	0
<b>Total</b>	<b>0</b>	<b>0</b>	<b>25,000,000</b>	<b>25,000,000</b>
<b>FTE</b>	<b>0.00</b>	<b>0.00</b>	<b>0.00</b>	<b>0.00</b>

<b>Est. Fringe</b>	<u>0</u>	<u>0</u>	<u>0</u>	<u>0</u>
<i>Note: Fringes budgeted in House Bill 5 except for certain fringes budgeted directly to MoDOT, Highway Patrol, and Conservation.</i>				

Other Funds:

### 2. CORE DESCRIPTION

Core appropriation authority to make payments from the Property Preservation Fund - a self-funded alternative to the purchase of property insurance for bonded state owned or leased facilities. The State of Missouri is required under bond covenants to purchase property insurance for bonded state buildings to protect the bondholders should the assets backing the bonds, the covered buildings, be damaged or destroyed. Prior to the passage of legislation creating the Property Preservation Fund, over 92.5% of the value of all state property was uninsured. The remaining 7.5% was covered by property insurance. The fund was created to provide coverage to named property for purposes of repairing or replacing state-owned or leased property damaged from natural or man-made events. Only if a loss to a covered building occurs would a payment be made. The fund is estimated to save the state over \$1 million annually in insurance costs.

This appropriation would be used to repair or replace certain state-owned or leased property damaged from natural or man-made events. Due to the uncertainty of losses, actual expenditures from the fund may fluctuate significantly from year to year. In any given year there is the risk that a bonded building may be damaged and the state would be liable for the cost to repair or replace the damaged building. Over the past 30 years, there have been only two claims totaling \$281,000 for losses to covered bonded buildings.

### CORE DECISION ITEM

<b>Department</b>	<b>Office of Administration</b>	<b>Budget Unit</b>	<u>31044</u>
<b>Division</b>	<b>Division of General Services</b>		
<b>Core</b>	<b>Property Preservation Fund</b>	<b>HB Section</b>	<u>5.125</u>

### 3. PROGRAM LISTING (list programs included in this core funding)

Risk Management

### 4. FINANCIAL HISTORY

	<b>FY 2017 Actual</b>	<b>FY 2018 Actual</b>	<b>FY 2019 Actual</b>	<b>FY 2020 Current Yr.</b>
Appropriation (All Funds)	25,000,000	25,000,000	25,000,000	25,000,000
Less Reverted (All Funds)	0	0	0	0
Less Restricted (All Funds)*	0	0	0	0
Budget Authority (All Funds)	25,000,000	25,000,000	25,000,000	25,000,000
Actual Expenditures (All Funds)	0	0	0	N/A
Unexpended (All Funds)	25,000,000	25,000,000	25,000,000	N/A
Unexpended, by Fund:				
General Revenue	0	0	0	N/A
Federal	0	0	0	N/A
Other	25,000,000	25,000,000	25,000,000	N/A
	(1)			

\*Current Year restricted amount is as of \_\_\_\_\_.

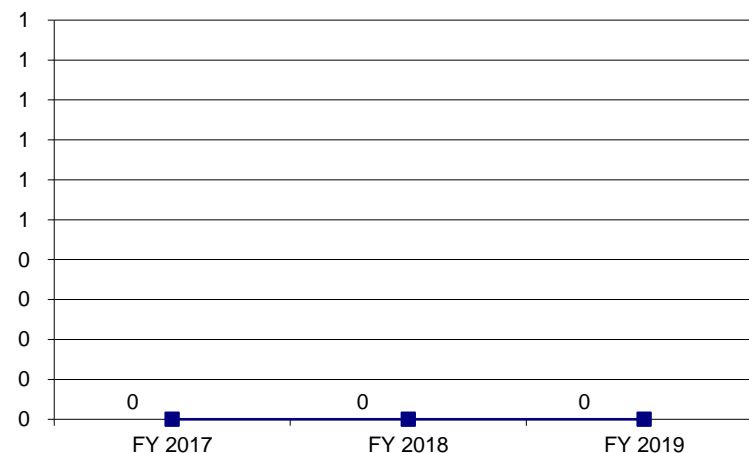
Reverted includes the statutory three percent reserve amount (when applicable).

Restricted includes any Governor's expenditure restrictions which remained at the end of the fiscal year (when applicable).

### NOTES:

(1) Estimated appropriation removed in FY 18.

**Actual Expenditures (All Funds)**



**CORE RECONCILIATION DETAIL**

**STATE**  
**STATE PROPERTY PRSRVTN PMTS**

**5. CORE RECONCILIATION DETAIL**

	<b>Budget Class</b>	<b>FTE</b>	<b>GR</b>	<b>Federal</b>	<b>Other</b>	<b>Total</b>	<b>Explanation</b>
<b>TAFP AFTER VETOES</b>							
	PD	0.00	0	0	25,000,000	25,000,000	
	<b>Total</b>	<b>0.00</b>	<b>0</b>	<b>0</b>	<b>25,000,000</b>	<b>25,000,000</b>	
<b>DEPARTMENT CORE REQUEST</b>							
	PD	0.00	0	0	25,000,000	25,000,000	
	<b>Total</b>	<b>0.00</b>	<b>0</b>	<b>0</b>	<b>25,000,000</b>	<b>25,000,000</b>	
<b>GOVERNOR'S RECOMMENDED CORE</b>							
	PD	0.00	0	0	25,000,000	25,000,000	
	<b>Total</b>	<b>0.00</b>	<b>0</b>	<b>0</b>	<b>25,000,000</b>	<b>25,000,000</b>	

## DECISION ITEM SUMMARY

Budget Unit									
Decision Item	FY 2020	FY 2020	FY 2021	FY 2021	FY 2022	FY 2022	FY 2022	FY 2022	FY 2022
Budget Object Summary	ACTUAL	ACTUAL	BUDGET	BUDGET	DEPT REQ	DEPT REQ	GOV REC	GOV REC	GOV REC
Fund	DOLLAR	FTE	DOLLAR	FTE	DOLLAR	FTE	DOLLAR	FTE	FTE
<b>STATE PROPERTY PRSRVTN PMTS</b>									
<b>CORE</b>									
PROGRAM-SPECIFIC									
STATE PROPERTY PRESERVATION	0	0.00	25,000,000	0.00	25,000,000	0.00	25,000,000	0.00	0.00
TOTAL - PD	0	0.00	25,000,000	0.00	25,000,000	0.00	25,000,000	0.00	0.00
<b>TOTAL</b>	<b>0</b>	<b>0.00</b>	<b>25,000,000</b>	<b>0.00</b>	<b>25,000,000</b>	<b>0.00</b>	<b>25,000,000</b>	<b>0.00</b>	<b>0.00</b>
<b>GRAND TOTAL</b>	<b>\$0</b>	<b>0.00</b>	<b>\$25,000,000</b>	<b>0.00</b>	<b>\$25,000,000</b>	<b>0.00</b>	<b>\$25,000,000</b>	<b>0.00</b>	<b>0.00</b>

1/22/21 9:37

im\_disummary

# DECISION ITEM DETAIL

Budget Unit	FY 2020	FY 2020	FY 2021	FY 2021	FY 2022	FY 2022	FY 2022	FY 2022
Decision Item	ACTUAL	ACTUAL	BUDGET	BUDGET	DEPT REQ	DEPT REQ	GOV REC	GOV REC
Budget Object Class	DOLLAR	FTE	DOLLAR	FTE	DOLLAR	FTE	DOLLAR	FTE
STATE PROPERTY PRSRVTN PMTS								
CORE								
PROGRAM DISTRIBUTIONS	0	0.00	25,000,000	0.00	25,000,000	0.00	25,000,000	0.00
TOTAL - PD	0	0.00	25,000,000	0.00	25,000,000	0.00	25,000,000	0.00
GRAND TOTAL	\$0	0.00	\$25,000,000	0.00	\$25,000,000	0.00	\$25,000,000	0.00
GENERAL REVENUE	\$0	0.00	\$0	0.00	\$0	0.00	\$0	0.00
FEDERAL FUNDS	\$0	0.00	\$0	0.00	\$0	0.00	\$0	0.00
OTHER FUNDS	\$0	0.00	\$25,000,000	0.00	\$25,000,000	0.00	\$25,000,000	0.00



# CORE DECISION ITEM

Department	Office of Administration	Budget Unit	31119
Division	General Services		
Core	Rebillable Expenses	HB Section	5.130

## 1. CORE FINANCIAL SUMMARY

FY 2022 Budget Request					FY 2022 Governor's Recommendation				
	GR	Federal	Other	Total		GR	Federal	Other	Total
PS	0	0	0	0	PS	0	0	0	0
EE	0	0	15,480,000	15,480,000	EE	0	0	15,480,000	15,480,000
PSD	0	0	0	0	PSD	0	0	0	0
TRF	0	0	0	0	TRF	0	0	0	0
<b>Total</b>	<b>0</b>	<b>0</b>	<b>15,480,000</b>	<b>15,480,000</b>	<b>Total</b>	<b>0</b>	<b>0</b>	<b>15,480,000</b>	<b>15,480,000</b>
FTE	0.00	0.00	0.00	0.00	FTE	0.00	0.00	0.00	0.00
<b>Est. Fringe</b>	<b>0</b>	<b>0</b>	<b>0</b>	<b>0</b>	<b>Est. Fringe</b>	<b>0</b>	<b>0</b>	<b>0</b>	<b>0</b>
Note: Fringes budgeted in House Bill 5 except for certain fringes budgeted directly to MoDOT, Highway Patrol, and Conservation.					Note: Fringes budgeted in House Bill 5 except for certain fringes budgeted directly to MoDOT, Highway Patrol, and Conservation.				

Other Funds: OA Revolving Administrative Trust Fund (0505)

Other Funds:

## 2. CORE DESCRIPTION

Appropriation authority to purchase required raw materials used in the production of final goods and services to state agencies. State Printing, Vehicle Maintenance, Fleet Management, and Central Mail Services use this revolving fund appropriation to purchase inventory (e.g., paper, parts, fuel, and postage) and obtain outside services to provide products and services to state agencies. This appropriation is also used to purchase goods or services that are rebilled to state agencies, including the cost of vehicles and supporting expenses for the consolidated Jefferson City carpool.

The amount of paper, vehicle parts, postage, fuel, services, or supplies acquired is directly dependent on the level of demand by agencies. Funds appropriated for rebillable expenses is used for the purchase of raw materials or goods placed in inventory for later conversion or sale and for services obtained that are necessary to produce final goods or services. Equipment, maintenance, and rebillable coded expenditures required to produce the final goods or services are paid from this appropriation.

This appropriation is also used to replace property, damaged through the fault of a third party, to the extent recovery is made from the third party or their insurer. This allows state agencies to replace state owned property that is destroyed through the fault of a third party. Also, under Section 37.452, RSMo, agencies are authorized to use credits from the sale of surplus vehicles toward the purchase of new vehicles through this appropriation.

## 3. PROGRAM LISTING (list programs included in this core funding)

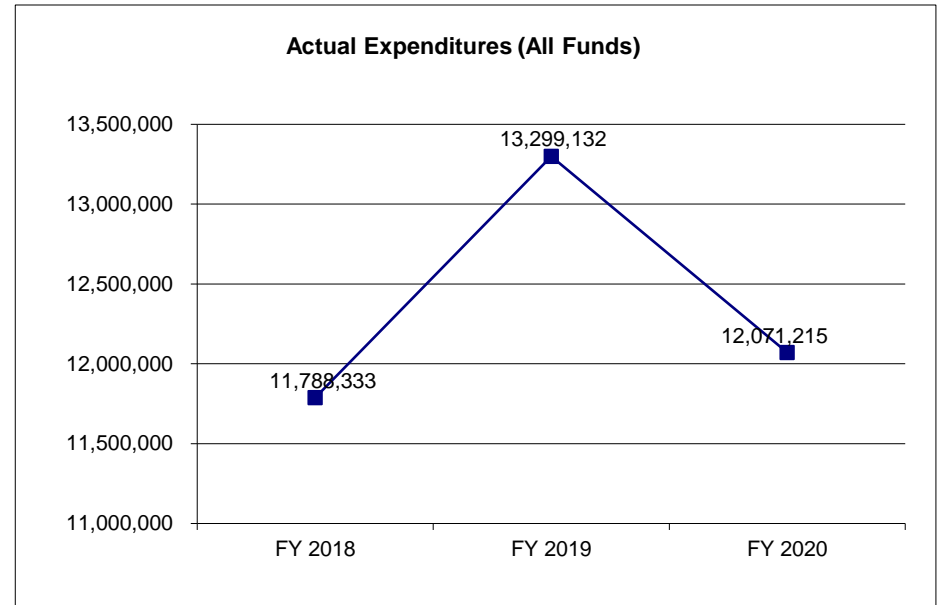
State Printing, Central Mail Service, Fleet Management, Vehicle Maintenance, OA Carpool

# **CORE DECISION ITEM**

<b>Department</b>	<b>Office of Administration</b>	<b>Budget Unit</b>	<b>31119</b>
<b>Division</b>	<b>General Services</b>		
<b>Core</b>	<b>Rebillable Expenses</b>	<b>HB Section</b>	<b>5.130</b>

## **4. FINANCIAL HISTORY**

	<b>FY 2018 Actual</b>	<b>FY 2019 Actual</b>	<b>FY 2020 Actual</b>	<b>FY 2021 Current Yr.</b>
Appropriation (All Funds)	16,000,000	15,480,000	15,480,000	15,480,000
Less Reverted (All Funds)	0	0	0	0
Less Restricted (All Funds)*	0	0	0	0
Budget Authority (All Funds)	16,000,000	15,480,000	15,480,000	15,480,000
Actual Expenditures (All Funds)	11,788,333	13,299,132	12,071,215	N/A
Unexpended (All Funds)	4,211,667	2,180,868	3,408,785	N/A
Unexpended, by Fund:				
General Revenue	0	0	0	N/A
Federal	0	0	0	N/A
Other	4,211,667	2,180,868	3,408,785	N/A



\*Current Year restricted amount is as of \_\_\_\_\_.

Reverted includes the statutory three percent reserve amount (when applicable).

Restricted includes any Governor's expenditure restrictions which remained at the end of the fiscal year (when applicable).

## **NOTES:**



---

**CORE RECONCILIATION DETAIL**

---

STATE  
REBILLABLE EXPENSES

---

**5. CORE RECONCILIATION DETAIL**

---

	Budget Class	FTE	GR	Federal	Other	Total	Explanation
<hr/>							
TAFP AFTER VETOES	EE	0.00	0	0	15,480,000	15,480,000	
	<b>Total</b>	<b>0.00</b>	<b>0</b>	<b>0</b>	<b>15,480,000</b>	<b>15,480,000</b>	
<hr/>							
DEPARTMENT CORE REQUEST	EE	0.00	0	0	15,480,000	15,480,000	
	<b>Total</b>	<b>0.00</b>	<b>0</b>	<b>0</b>	<b>15,480,000</b>	<b>15,480,000</b>	
<hr/>							
GOVERNOR'S RECOMMENDED CORE	EE	0.00	0	0	15,480,000	15,480,000	
	<b>Total</b>	<b>0.00</b>	<b>0</b>	<b>0</b>	<b>15,480,000</b>	<b>15,480,000</b>	
<hr/>							

## DECISION ITEM SUMMARY

Budget Unit								
Decision Item	FY 2020	FY 2020	FY 2021	FY 2021	FY 2022	FY 2022	FY 2022	FY 2022
Budget Object Summary	ACTUAL	ACTUAL	BUDGET	BUDGET	DEPT REQ	DEPT REQ	GOV REC	GOV REC
Fund	DOLLAR	FTE	DOLLAR	FTE	DOLLAR	FTE	DOLLAR	FTE
<b>REBILLABLE EXPENSES</b>								
<b>CORE</b>								
EXPENSE & EQUIPMENT								
OA REVOLVING ADMINISTRATIVE TR	12,071,215	0.00	15,480,000	0.00	15,480,000	0.00	15,480,000	0.00
TOTAL - EE	12,071,215	0.00	15,480,000	0.00	15,480,000	0.00	15,480,000	0.00
<b>TOTAL</b>	<b>12,071,215</b>	<b>0.00</b>	<b>15,480,000</b>	<b>0.00</b>	<b>15,480,000</b>	<b>0.00</b>	<b>15,480,000</b>	<b>0.00</b>
<b>GRAND TOTAL</b>	<b>\$12,071,215</b>	<b>0.00</b>	<b>\$15,480,000</b>	<b>0.00</b>	<b>\$15,480,000</b>	<b>0.00</b>	<b>\$15,480,000</b>	<b>0.00</b>

1/22/21 9:37

im\_disummary

# DECISION ITEM DETAIL

Budget Unit	FY 2020	FY 2020	FY 2021	FY 2021	FY 2022	FY 2022	FY 2022	FY 2022
Decision Item	ACTUAL	ACTUAL	BUDGET	BUDGET	DEPT REQ	DEPT REQ	GOV REC	GOV REC
Budget Object Class	DOLLAR	FTE	DOLLAR	FTE	DOLLAR	FTE	DOLLAR	FTE
<b>REBILLABLE EXPENSES</b>								
<b>CORE</b>								
SUPPLIES	13,118	0.00	0	0.00	0	0.00	0	0.00
M&R SERVICES	94,071	0.00	10,000	0.00	10,000	0.00	10,000	0.00
MOTORIZED EQUIPMENT	633,327	0.00	500,000	0.00	500,000	0.00	500,000	0.00
OTHER EQUIPMENT	525,756	0.00	1,055,000	0.00	1,055,000	0.00	1,055,000	0.00
REBILLABLE EXPENSES	10,804,943	0.00	13,915,000	0.00	13,915,000	0.00	13,915,000	0.00
<b>TOTAL - EE</b>	<b>12,071,215</b>	<b>0.00</b>	<b>15,480,000</b>	<b>0.00</b>	<b>15,480,000</b>	<b>0.00</b>	<b>15,480,000</b>	<b>0.00</b>
<b>GRAND TOTAL</b>	<b>\$12,071,215</b>	<b>0.00</b>	<b>\$15,480,000</b>	<b>0.00</b>	<b>\$15,480,000</b>	<b>0.00</b>	<b>\$15,480,000</b>	<b>0.00</b>
<b>GENERAL REVENUE</b>	<b>\$0</b>	<b>0.00</b>	<b>\$0</b>	<b>0.00</b>	<b>\$0</b>	<b>0.00</b>	<b>\$0</b>	<b>0.00</b>
<b>FEDERAL FUNDS</b>	<b>\$0</b>	<b>0.00</b>	<b>\$0</b>	<b>0.00</b>	<b>\$0</b>	<b>0.00</b>	<b>\$0</b>	<b>0.00</b>
<b>OTHER FUNDS</b>	<b>\$12,071,215</b>	<b>0.00</b>	<b>\$15,480,000</b>	<b>0.00</b>	<b>\$15,480,000</b>	<b>0.00</b>	<b>\$15,480,000</b>	<b>0.00</b>



## CORE DECISION ITEM

<b>Department</b>	<b>Office of Administration</b>	<b>Budget Unit</b>	<u>31122</u>
<b>Division</b>	<b>Division of General Services</b>		
<b>Core</b>	<b>Legal Expense Fund Transfer</b>	<b>HB Section</b>	<u>5.135</u>

### 1. CORE FINANCIAL SUMMARY

	FY 2022 Budget Request			
	GR	Federal	Other	Total
PS	0	0	0	0
EE	0	0	0	0
PSD	0	0	0	0
TRF	18,625,000	0	15,000,000	33,625,000
<b>Total</b>	<b>18,625,000</b>	<b>0</b>	<b>15,000,000</b>	<b>33,625,000</b>
<b>FTE</b>	<b>0.00</b>	<b>0.00</b>	<b>0.00</b>	<b>0.00</b>

<b>Est. Fringe</b>	<u>0</u>	<u>0</u>	<u>0</u>	<u>0</u>
--------------------	----------	----------	----------	----------

*Note: Fringes budgeted in House Bill 5 except for certain fringes budgeted directly to MoDOT, Highway Patrol, and Conservation.*

Other Funds: Various (see below)

	FY 2022 Governor's Recommendation			
	GR	Federal	Other	Total
PS	0	0	0	0
EE	0	0	0	0
PSD	0	0	0	0
TRF	18,625,000	0	15,000,000	33,625,000
<b>Total</b>	<b>18,625,000</b>	<b>0</b>	<b>15,000,000</b>	<b>33,625,000</b>
<b>FTE</b>	<b>0.00</b>	<b>0.00</b>	<b>0.00</b>	<b>0.00</b>

<b>Est. Fringe</b>	<u>0</u>	<u>0</u>	<u>0</u>	<u>0</u>
--------------------	----------	----------	----------	----------

*Note: Fringes budgeted in House Bill 5 except for certain fringes budgeted directly to MoDOT, Highway Patrol, and Conservation.*

Other Funds: Various (see below)

### 2. CORE DESCRIPTION

Appropriation to fund transfers to the State Legal Expense Fund on an as needed basis for the payment of claims, premiums, and expenses as provided by Sections 105.711 et seq., RSMo. Expenditures from the Legal Expense Fund vary widely from year to year.

#### Federal & Other Funds

Fund #	Fund Name	Amount
0505	OA REVOLVING ADMINISTRATIVE TR	17,435
0614	SOIL AND WATER SALES TAX	10,000
0613	PARKS SALES TAX	100,000
0609	CONSERVATION COMMISSION	130,000
0407	FEDERAL SURPLUS PROPERTY	5,000,000
0644	STATE HWYS AND TRANS DEPT	9,742,565
<b>Total</b>		<b>15,000,000</b>

### 3. PROGRAM LISTING (list programs included in this core funding)

Risk Management

**CORE DECISION ITEM**

<b>Department</b>	<b>Office of Administration</b>	<b>Budget Unit</b>	<u>31122</u>
<b>Division</b>	<b>Division of General Services</b>		
<b>Core</b>	<b>Legal Expense Fund Transfer</b>	<b>HB Section</b>	<u>5.135</u>

**4. FINANCIAL HISTORY**

	<b>FY 2018 Actual</b>	<b>FY 2019 Actual</b>	<b>FY 2020 Actual</b>	<b>FY 2021 Current Yr.</b>
Appropriation (All Funds)	36,525,000	33,625,000	33,625,000	33,625,000
Less Reverted (All Funds)	0	0	(292,277)	0
Less Restricted (All Funds)*	0	0	0	0
Budget Authority (All Funds)	36,525,000	33,625,000	33,332,723	33,625,000
Actual Expenditures (All Funds)	28,274,513	23,018,670	10,155,226	N/A
Unexpended (All Funds)	8,250,487	10,606,330	23,177,497	N/A
Unexpended, by Fund:				
General Revenue	0	0	9,598,171	N/A
Federal	0	0	0	N/A
Other	8,250,487	10,606,330	13,579,326	N/A
	(1)			

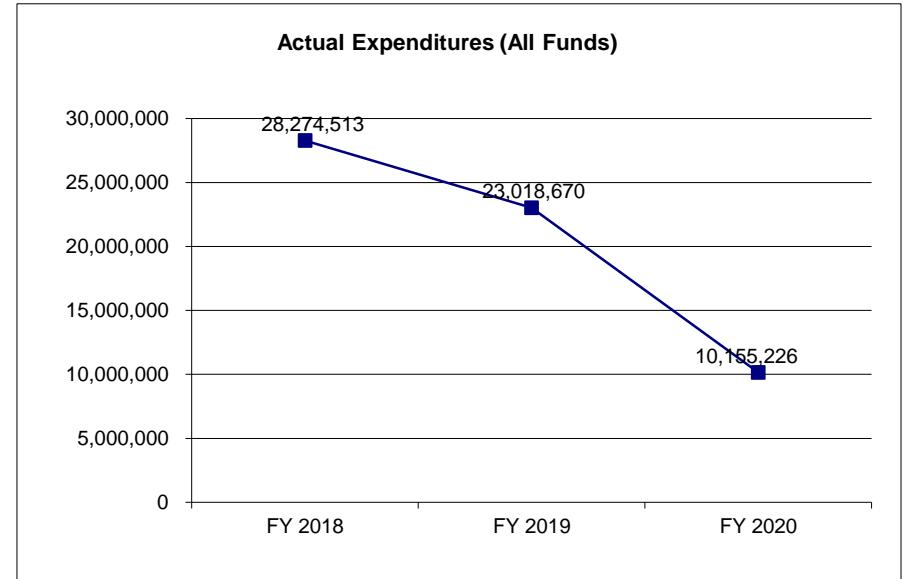
\*Current Year restricted amount is as of \_\_\_\_\_.

Reverted includes the statutory three percent reserve amount (when applicable).

Restricted includes any Governor's expenditure restrictions which remained at the end of the fiscal year (when applicable).

**NOTES:**

(1) Estimated appropriation removed in FY 18.



---

**CORE RECONCILIATION DETAIL**

---

STATE  
LEGAL EXPENSE FUND-TRANSFER

---

**5. CORE RECONCILIATION DETAIL**

---

	Budget Class	FTE	GR	Federal	Other	Total	Explanation
<hr/>							
TAFP AFTER VETOES	TRF	0.00	18,625,000	0	15,000,000	33,625,000	
	<b>Total</b>	<b>0.00</b>	<b>18,625,000</b>	<b>0</b>	<b>15,000,000</b>	<b>33,625,000</b>	
<hr/>							
DEPARTMENT CORE REQUEST	TRF	0.00	18,625,000	0	15,000,000	33,625,000	
	<b>Total</b>	<b>0.00</b>	<b>18,625,000</b>	<b>0</b>	<b>15,000,000</b>	<b>33,625,000</b>	
<hr/>							
GOVERNOR'S RECOMMENDED CORE	TRF	0.00	18,625,000	0	15,000,000	33,625,000	
	<b>Total</b>	<b>0.00</b>	<b>18,625,000</b>	<b>0</b>	<b>15,000,000</b>	<b>33,625,000</b>	
<hr/>							

## DECISION ITEM SUMMARY

Budget Unit								
Decision Item	FY 2020	FY 2020	FY 2021	FY 2021	FY 2022	FY 2022	FY 2022	FY 2022
Budget Object Summary	ACTUAL	ACTUAL	BUDGET	BUDGET	DEPT REQ	DEPT REQ	GOV REC	GOV REC
Fund	DOLLAR	FTE	DOLLAR	FTE	DOLLAR	FTE	DOLLAR	FTE
<b>LEGAL EXPENSE FUND-TRANSFER</b>								
<b>CORE</b>								
FUND TRANSFERS								
GENERAL REVENUE	9,026,829	0.00	18,625,000	0.00	18,625,000	0.00	18,625,000	0.00
VETERANS' COMMISSION CI TRUST	170,000	0.00	0	0.00	0	0.00	0	0.00
FEDERAL SURPLUS PROPERTY	0	0.00	5,000,000	0.00	5,000,000	0.00	5,000,000	0.00
OA REVOLVING ADMINISTRATIVE TR	0	0.00	17,435	0.00	17,435	0.00	17,435	0.00
DIV ALCOHOL & TOBACCO CTRL	557,505	0.00	0	0.00	0	0.00	0	0.00
CONSERVATION COMMISSION	60,305	0.00	130,000	0.00	130,000	0.00	130,000	0.00
PARKS SALES TAX	44,244	0.00	100,000	0.00	100,000	0.00	100,000	0.00
SOIL AND WATER SALES TAX	5,715	0.00	10,000	0.00	10,000	0.00	10,000	0.00
STATE HWYS AND TRANS DEPT	164,867	0.00	9,742,565	0.00	9,742,565	0.00	9,742,565	0.00
GRAIN INSPECTION FEES	125,761	0.00	0	0.00	0	0.00	0	0.00
TOTAL - TRF	10,155,226	0.00	33,625,000	0.00	33,625,000	0.00	33,625,000	0.00
<b>TOTAL</b>	<b>10,155,226</b>	<b>0.00</b>	<b>33,625,000</b>	<b>0.00</b>	<b>33,625,000</b>	<b>0.00</b>	<b>33,625,000</b>	<b>0.00</b>
<b>GRAND TOTAL</b>	<b>\$10,155,226</b>	<b>0.00</b>	<b>\$33,625,000</b>	<b>0.00</b>	<b>\$33,625,000</b>	<b>0.00</b>	<b>\$33,625,000</b>	<b>0.00</b>

1/22/21 9:37

im\_disummary



# DECISION ITEM DETAIL

Budget Unit	FY 2020	FY 2020	FY 2021	FY 2021	FY 2022	FY 2022	FY 2022	FY 2022
Decision Item	ACTUAL	ACTUAL	BUDGET	BUDGET	DEPT REQ	DEPT REQ	GOV REC	GOV REC
Budget Object Class	DOLLAR	FTE	DOLLAR	FTE	DOLLAR	FTE	DOLLAR	FTE
<b>LEGAL EXPENSE FUND-TRANSFER</b>								
<b>CORE</b>								
TRANSFERS OUT	10,155,226	0.00	33,625,000	0.00	33,625,000	0.00	33,625,000	0.00
<b>TOTAL - TRF</b>	<b>10,155,226</b>	<b>0.00</b>	<b>33,625,000</b>	<b>0.00</b>	<b>33,625,000</b>	<b>0.00</b>	<b>33,625,000</b>	<b>0.00</b>
<b>GRAND TOTAL</b>	<b>\$10,155,226</b>	<b>0.00</b>	<b>\$33,625,000</b>	<b>0.00</b>	<b>\$33,625,000</b>	<b>0.00</b>	<b>\$33,625,000</b>	<b>0.00</b>
GENERAL REVENUE	\$9,026,829	0.00	\$18,625,000	0.00	\$18,625,000	0.00	\$18,625,000	0.00
FEDERAL FUNDS	\$0	0.00	\$0	0.00	\$0	0.00	\$0	0.00
OTHER FUNDS	\$1,128,397	0.00	\$15,000,000	0.00	\$15,000,000	0.00	\$15,000,000	0.00



## CORE DECISION ITEM

Department Office of Administration		Budget Unit	31124
Division	General Services		
Core	OA Legal Expense Fund Transfer	HB Section	5.140

### 1. CORE FINANCIAL SUMMARY

FY 2022 Budget Request					FY 2022 Governor's Recommendation						
	GR	Federal	Other	Total	E		GR	Federal	Other	Total	E
PS	0	0	0	0		PS	0	0	0	0	
EE	0	0	0	0		EE	0	0	0	0	
PSD	0	0	0	0		PSD	0	0	0	0	
TRF	1	0	0	1		TRF	1	0	0	1	
Total	1	0	0	1		Total	1	0	0	1	
FTE	0.00	0.00	0.00	0.00		FTE	0.00	0.00	0.00	0.00	

<b>Est. Fringe</b>	0	0	0	0
--------------------	---	---	---	---

Note: Fringes budgeted in House Bill 5 except for certain fringes budgeted directly to MoDOT, Highway Patrol, and Conservation.

<b>Est. Fringe</b>	0	0	0	0
--------------------	---	---	---	---

Note: Fringes budgeted in House Bill 5 except for certain fringes budgeted directly to MoDOT, Highway Patrol, and Conservation.

Other Funds:

Other Funds:

### 2. CORE DESCRIPTION

In FY 2018 the General Assembly appropriated \$1 for transfer from the Department's core budget to the State Legal Expense Fund for the payment of claims, premiums, and expenses provided by Section 105.711 through Section 105.726, RSMo. In order to fund such expenses, the General Assembly also authorized three percent flexibility from the Department's operating budget into the \$1 transfer appropriation.

### 3. PROGRAM LISTING (list programs included in this core funding)

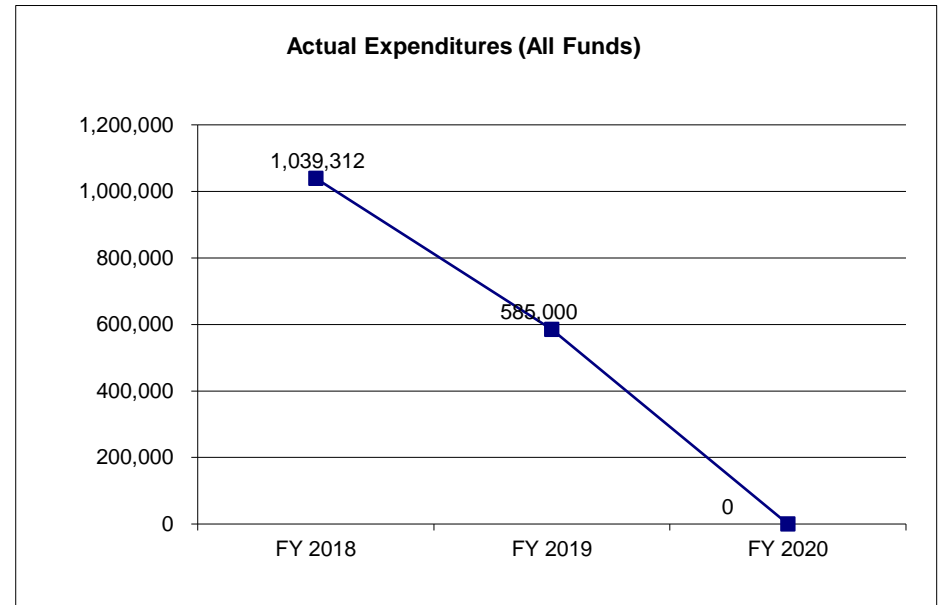
N/A

# CORE DECISION ITEM

<b>Department Office of Administration</b>	<b>Budget Unit</b> <u>31124</u>
<b>Division General Services</b>	
<b>Core OA Legal Expense Fund Transfer</b>	<b>HB Section</b> <u>5.140</u>

## 4. FINANCIAL HISTORY

	<b>FY 2018 Actual</b>	<b>FY 2019 Actual</b>	<b>FY 2020 Actual</b>	<b>FY 2021 Current Yr.</b>
Appropriation (All Funds)	1	1	1	1
Less Reverted (All Funds)	0	0	0	0
Less Restricted (All Funds)*	0	0	0	0
Budget Authority (All Funds)	1	1	1	1
Actual Expenditures (All Funds)	1,039,312	585,000	0	N/A
Unexpended (All Funds)	<u>(1,039,311)</u>	<u>(584,999)</u>	1	N/A
Unexpended, by Fund:				
General Revenue	0	0	0	N/A
Federal	0	0	0	N/A
Other	0	0	0	N/A



\*Restricted amount is as of \_\_\_\_

Reverted includes the statutory three-percent reserve amount (when applicable).

Restricted includes any Governor's Expenditure Restrictions which remained at the end of the fiscal year (when applicable).

### NOTES:

**CORE RECONCILIATION DETAIL**

STATE  
OA LEGAL EXPENSE FUND TRF

**5. CORE RECONCILIATION DETAIL**

	Budget Class	FTE	GR	Federal	Other	Total	Explanation
<b>TAFP AFTER VETOES</b>							
	TRF	0.00	1	0	0	1	
	<b>Total</b>	<b>0.00</b>	<b>1</b>	<b>0</b>	<b>0</b>	<b>1</b>	
<b>DEPARTMENT CORE REQUEST</b>							
	TRF	0.00	1	0	0	1	
	<b>Total</b>	<b>0.00</b>	<b>1</b>	<b>0</b>	<b>0</b>	<b>1</b>	
<b>GOVERNOR'S RECOMMENDED CORE</b>							
	TRF	0.00	1	0	0	1	
	<b>Total</b>	<b>0.00</b>	<b>1</b>	<b>0</b>	<b>0</b>	<b>1</b>	

## DECISION ITEM SUMMARY

Budget Unit								
Decision Item	FY 2020	FY 2020	FY 2021	FY 2021	FY 2022	FY 2022	FY 2022	FY 2022
Budget Object Summary	ACTUAL	ACTUAL	BUDGET	BUDGET	DEPT REQ	DEPT REQ	GOV REC	GOV REC
Fund	DOLLAR	FTE	DOLLAR	FTE	DOLLAR	FTE	DOLLAR	FTE
<b>OA LEGAL EXPENSE FUND TRF</b>								
<b>CORE</b>								
FUND TRANSFERS								
GENERAL REVENUE	0	0.00	1	0.00	1	0.00	1	0.00
TOTAL - TRF	0	0.00	1	0.00	1	0.00	1	0.00
<b>TOTAL</b>	<b>0</b>	<b>0.00</b>	<b>1</b>	<b>0.00</b>	<b>1</b>	<b>0.00</b>	<b>1</b>	<b>0.00</b>
<b>GRAND TOTAL</b>	<b>\$0</b>	<b>0.00</b>	<b>\$1</b>	<b>0.00</b>	<b>\$1</b>	<b>0.00</b>	<b>\$1</b>	<b>0.00</b>

1/22/21 9:37

im\_disummary

# DECISION ITEM DETAIL

Budget Unit	FY 2020	FY 2020	FY 2021	FY 2021	FY 2022	FY 2022	FY 2022	FY 2022
Decision Item	ACTUAL	ACTUAL	BUDGET	BUDGET	DEPT REQ	DEPT REQ	GOV REC	GOV REC
Budget Object Class	DOLLAR	FTE	DOLLAR	FTE	DOLLAR	FTE	DOLLAR	FTE
<b>OA LEGAL EXPENSE FUND TRF</b>								
<b>CORE</b>								
TRANSFERS OUT	0	0.00	1	0.00	1	0.00	1	0.00
<b>TOTAL - TRF</b>	<b>0</b>	<b>0.00</b>	<b>1</b>	<b>0.00</b>	<b>1</b>	<b>0.00</b>	<b>1</b>	<b>0.00</b>
<b>GRAND TOTAL</b>	<b>\$0</b>	<b>0.00</b>	<b>\$1</b>	<b>0.00</b>	<b>\$1</b>	<b>0.00</b>	<b>\$1</b>	<b>0.00</b>
<b>GENERAL REVENUE</b>	<b>\$0</b>	<b>0.00</b>	<b>\$1</b>	<b>0.00</b>	<b>\$1</b>	<b>0.00</b>	<b>\$1</b>	<b>0.00</b>
<b>FEDERAL FUNDS</b>	<b>\$0</b>	<b>0.00</b>	<b>\$0</b>	<b>0.00</b>	<b>\$0</b>	<b>0.00</b>	<b>\$0</b>	<b>0.00</b>
<b>OTHER FUNDS</b>	<b>\$0</b>	<b>0.00</b>	<b>\$0</b>	<b>0.00</b>	<b>\$0</b>	<b>0.00</b>	<b>\$0</b>	<b>0.00</b>





**CORE DECISION ITEM**

<b>Department</b>	<b>Office of Administration</b>	<b>Budget Unit</b>	<u>31123</u>
<b>Division</b>	<b>Division of General Services</b>		
<b>Core</b>	<b>Legal Expense Fund</b>	<b>HB Section</b>	<u>5.145</u>

**1. CORE FINANCIAL SUMMARY**

	<b>FY 2022 Budget Request</b>			
	<b>GR</b>	<b>Federal</b>	<b>Other</b>	<b>Total</b>
<b>PS</b>	0	0	0	0
<b>EE</b>	0	0	99,500,075	99,500,075
<b>PSD</b>	0	0	500,000	500,000
<b>TRF</b>	0	0	0	0
<b>Total</b>	<u>0</u>	<u>0</u>	<u>100,000,075</u>	<u>100,000,075</u>
<b>FTE</b>	<b>0.00</b>	<b>0.00</b>	<b>0.00</b>	<b>0.00</b>

<b>Est. Fringe</b>	0	0	0	0
--------------------	---	---	---	---

*Note: Fringes budgeted in House Bill 5 except for certain fringes budgeted directly to MoDOT, Highway Patrol, and Conservation.*

Other Funds: State Legal Expense Fund (0692)

	<b>FY 2022 Governor's Recommendation</b>			
	<b>GR</b>	<b>Federal</b>	<b>Other</b>	<b>Total</b>
<b>PS</b>	0	0	0	0
<b>EE</b>	0	0	99,500,075	99,500,075
<b>PSD</b>	0	0	500,000	500,000
<b>TRF</b>	0	0	0	0
<b>Total</b>	<u>0</u>	<u>0</u>	<u>100,000,075</u>	<u>100,000,075</u>
<b>FTE</b>	<b>0.00</b>	<b>0.00</b>	<b>0.00</b>	<b>0.00</b>

<b>Est. Fringe</b>	0	0	0	0
--------------------	---	---	---	---

*Note: Fringes budgeted in House Bill 5 except for certain fringes budgeted directly to MoDOT, Highway Patrol, and Conservation.*

Other Funds:

**2. CORE DESCRIPTION**

Core appropriation from the State Legal Expense Fund, a self-funded program established under Section 105.711 et seq., RSMo to pay liability claims against the state, its officers, or employees and related defense costs and to purchase certain insurance when deemed necessary. Expenditures from the Legal Expense Fund vary widely from year to year. Risk Management processes payments as directed by the Attorney General's Office.

**3. PROGRAM LISTING (list programs included in this core funding)**

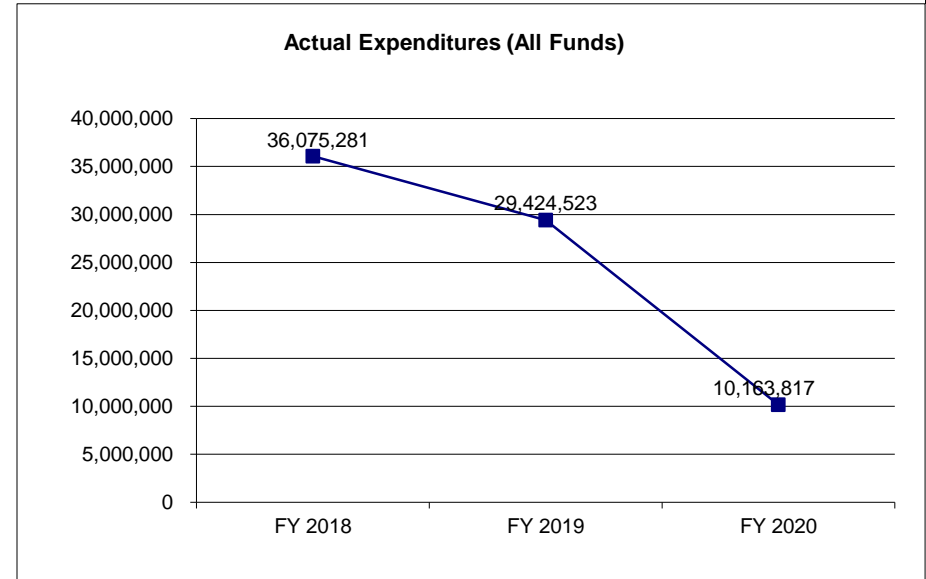
Risk Management

**CORE DECISION ITEM**

<b>Department</b>	<b>Office of Administration</b>	<b>Budget Unit</b>	<u>31123</u>
<b>Division</b>	<b>Division of General Services</b>		
<b>Core</b>	<b>Legal Expense Fund</b>	<b>HB Section</b>	<u>5.145</u>

**4. FINANCIAL HISTORY**

	<b>FY 2018 Actual</b>	<b>FY 2019 Actual</b>	<b>FY 2020 Actual</b>	<b>FY 2021 Current Yr.</b>
Appropriation (All Funds)	100,000,000	100,000,000	100,000,000	100,000,075
Less Reverted (All Funds)	0	0	0	0
Less Restricted (All Funds)*	0	0	0	0
Budget Authority (All Funds)	100,000,000	100,000,000	100,000,000	100,000,075
Actual Expenditures (All Funds)	36,075,281	29,424,523	10,163,817	N/A
Unexpended (All Funds)	63,924,719	70,575,477	89,836,183	N/A
Unexpended, by Fund:				
General Revenue	0	0	0	N/A
Federal	0	0	0	N/A
Other	63,924,719	70,575,477	89,836,183	N/A
	(1)			



\*Current Year restricted amount is as of \_\_\_\_\_.

Reverted includes the statutory three percent reserve amount (when applicable).

Restricted includes any Governor's expenditure restrictions which remained at the end of the fiscal year (when applicable).

**NOTES:**

(1) Estimated appropriation removed for FY 18.

**CORE RECONCILIATION DETAIL**

**STATE  
LEGAL EXPENSE FUND**

**5. CORE RECONCILIATION DETAIL**

	<b>Budget Class</b>	<b>FTE</b>	<b>GR</b>	<b>Federal</b>	<b>Other</b>	<b>Total</b>	<b>Explanation</b>
<b>TAFP AFTER VETOES</b>							
	EE	0.00	0	0	99,500,075	99,500,075	
	PD	0.00	0	0	500,000	500,000	
	<b>Total</b>	<b>0.00</b>	<b>0</b>	<b>0</b>	<b>100,000,075</b>	<b>100,000,075</b>	
<b>DEPARTMENT CORE REQUEST</b>							
	EE	0.00	0	0	99,500,075	99,500,075	
	PD	0.00	0	0	500,000	500,000	
	<b>Total</b>	<b>0.00</b>	<b>0</b>	<b>0</b>	<b>100,000,075</b>	<b>100,000,075</b>	
<b>GOVERNOR'S RECOMMENDED CORE</b>							
	EE	0.00	0	0	99,500,075	99,500,075	
	PD	0.00	0	0	500,000	500,000	
	<b>Total</b>	<b>0.00</b>	<b>0</b>	<b>0</b>	<b>100,000,075</b>	<b>100,000,075</b>	

## DECISION ITEM SUMMARY

Budget Unit									
Decision Item	FY 2020	FY 2020	FY 2021	FY 2021	FY 2022	FY 2022	FY 2022	FY 2022	FY 2022
Budget Object Summary	ACTUAL	ACTUAL	BUDGET	BUDGET	DEPT REQ	DEPT REQ	GOV REC	GOV REC	GOV REC
Fund	DOLLAR	FTE	DOLLAR	FTE	DOLLAR	FTE	DOLLAR	FTE	FTE
<b>LEGAL EXPENSE FUND</b>									
<b>CORE</b>									
EXPENSE & EQUIPMENT									
STATE LEGAL EXPENSE	7,730,351	0.00	99,500,075	0.00	99,500,075	0.00	99,500,075	0.00	0.00
TOTAL - EE	7,730,351	0.00	99,500,075	0.00	99,500,075	0.00	99,500,075	0.00	0.00
PROGRAM-SPECIFIC									
STATE LEGAL EXPENSE	2,433,466	0.00	500,000	0.00	500,000	0.00	500,000	0.00	0.00
TOTAL - PD	2,433,466	0.00	500,000	0.00	500,000	0.00	500,000	0.00	0.00
<b>TOTAL</b>	<b>10,163,817</b>	<b>0.00</b>	<b>100,000,075</b>	<b>0.00</b>	<b>100,000,075</b>	<b>0.00</b>	<b>100,000,075</b>	<b>0.00</b>	<b>0.00</b>
<b>GRAND TOTAL</b>	<b>\$10,163,817</b>	<b>0.00</b>	<b>\$100,000,075</b>	<b>0.00</b>	<b>\$100,000,075</b>	<b>0.00</b>	<b>\$100,000,075</b>	<b>0.00</b>	<b>0.00</b>

1/22/21 9:37

im\_disummary

# DECISION ITEM DETAIL

Budget Unit	FY 2020	FY 2020	FY 2021	FY 2021	FY 2022	FY 2022	FY 2022	FY 2022
Decision Item	ACTUAL	ACTUAL	BUDGET	BUDGET	DEPT REQ	DEPT REQ	GOV REC	GOV REC
Budget Object Class	DOLLAR	FTE	DOLLAR	FTE	DOLLAR	FTE	DOLLAR	FTE
<b>LEGAL EXPENSE FUND</b>								
<b>CORE</b>								
TRAVEL, IN-STATE	689	0.00	360	0.00	360	0.00	360	0.00
TRAVEL, OUT-OF-STATE	14,167	0.00	2,050	0.00	2,050	0.00	2,050	0.00
PROFESSIONAL SERVICES	5,918,372	0.00	95,982,565	0.00	95,982,565	0.00	95,982,565	0.00
OTHER EQUIPMENT	0	0.00	100	0.00	100	0.00	100	0.00
EQUIPMENT RENTALS & LEASES	20,917	0.00	15,000	0.00	15,000	0.00	15,000	0.00
MISCELLANEOUS EXPENSES	1,776,206	0.00	3,500,000	0.00	3,500,000	0.00	3,500,000	0.00
<b>TOTAL - EE</b>	<b>7,730,351</b>	<b>0.00</b>	<b>99,500,075</b>	<b>0.00</b>	<b>99,500,075</b>	<b>0.00</b>	<b>99,500,075</b>	<b>0.00</b>
PROGRAM DISTRIBUTIONS	2,433,466	0.00	500,000	0.00	500,000	0.00	500,000	0.00
<b>TOTAL - PD</b>	<b>2,433,466</b>	<b>0.00</b>	<b>500,000</b>	<b>0.00</b>	<b>500,000</b>	<b>0.00</b>	<b>500,000</b>	<b>0.00</b>
<b>GRAND TOTAL</b>	<b>\$10,163,817</b>	<b>0.00</b>	<b>\$100,000,075</b>	<b>0.00</b>	<b>\$100,000,075</b>	<b>0.00</b>	<b>\$100,000,075</b>	<b>0.00</b>
<b>GENERAL REVENUE</b>	<b>\$0</b>	<b>0.00</b>	<b>\$0</b>	<b>0.00</b>	<b>\$0</b>	<b>0.00</b>	<b>\$0</b>	<b>0.00</b>
<b>FEDERAL FUNDS</b>	<b>\$0</b>	<b>0.00</b>	<b>\$0</b>	<b>0.00</b>	<b>\$0</b>	<b>0.00</b>	<b>\$0</b>	<b>0.00</b>
<b>OTHER FUNDS</b>	<b>\$10,163,817</b>	<b>0.00</b>	<b>\$100,000,075</b>	<b>0.00</b>	<b>\$100,000,075</b>	<b>0.00</b>	<b>\$100,000,075</b>	<b>0.00</b>



## CORE DECISION ITEM

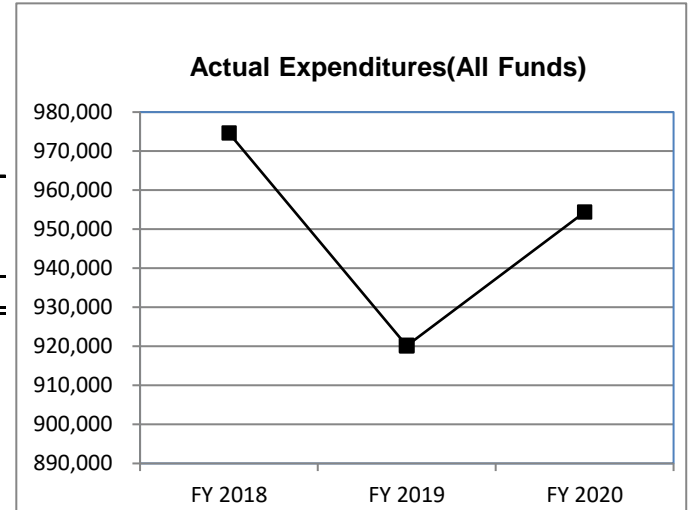
<b>Department - Office of Administration</b>					<b>Budget Unit</b> <u>31212</u>				
<b>Division - Assigned Programs</b>									
<b>Core - Administrative Hearing Commission</b>					<b>HB Section</b> <u>5.150</u>				
<b>1. CORE FINANCIAL SUMMARY</b>									
<b>FY 2022 Budget Request</b>					<b>FY 2022 Governor's Recommendation</b>				
	<b>GR</b>	<b>Federal</b>	<b>Other</b>	<b>Total</b>		<b>GR</b>	<b>Federal</b>	<b>Other</b>	<b>Total</b>
<b>PS</b>	1,028,152	0	78,905	1,107,057	<b>PS</b>	1,028,152	0	78,905	1,107,057
<b>EE</b>	62,561	0	0	62,561	<b>EE</b>	62,561	0	0	62,561
<b>PSD</b>	0	0	0	0	<b>PSD</b>	0	0	0	0
<b>TRF</b>	0	0	0	0	<b>TRF</b>	0	0	0	0
<b>Total</b>	<b>1,090,713</b>	<b>0</b>	<b>78,905</b>	<b>1,169,618</b>	<b>Total</b>	<b>1,090,713</b>	<b>0</b>	<b>78,905</b>	<b>1,169,618</b>
<b>FTE</b>	<b>16.00</b>	<b>0.00</b>	<b>0.50</b>	<b>16.50</b>	<b>FTE</b>	<b>16.00</b>	<b>0.00</b>	<b>0.50</b>	<b>16.50</b>
<b>Est. Fringe</b>	565,292	0	33,157	598,449	<b>Est. Fringe</b>	565,292	0	33,157	366,657
<i>Note: Fringes budgeted in House Bill 5 except for certain fringes budgeted directly to MoDOT, Highway Patrol, and Conservation.</i>					<i>Note: Fringes budgeted in House Bill 5 except for certain fringes budgeted directly to MoDOT, Highway Patrol, and Conservation.</i>				
Other Funds: Admin Hearing Commission Education Due Process Fund (0818)					Other Funds:				
<b>2. CORE DESCRIPTION</b>									
<p>The Administrative Hearing Commission was established under Chapter 621, RSMo. It is an executive branch administrative tribunal that decides disputes, usually between a state agency and a business or individual, after a trial-type hearing. Its decisions are subject to review by judicial branch courts, if a party appeals. The AHC's authority is broad and frequently expands with the passage of new legislation. Matters under its authority include state tax disputes; Medicaid provider payment disputes; due process complaints filed under the federal individuals with Disabilities Education Act (IDEA); appeals of personnel matters under the state's merit system; discipline of professional licenses; medical marijuana dispensary, patient, caregiver, cultivation, manufacturing and testing; and many other types of disputes. The AHC opens an average of 2,000 cases a year.</p> <p>The core budget request is for the AHC to open, process, and close cases; hold hearings; produce transcripts; and issue decisions.</p>									
<b>3. PROGRAM LISTING (list programs included in this core funding)</b>									
Administrative Hearing Commission									

# CORE DECISION ITEM

<b>Department - Office of Administration</b>	<b>Budget Unit</b> <u>31212</u>
<b>Division - Assigned Programs</b>	
<b>Core - Administrative Hearing Commission</b>	<b>HB Section</b> <u>5.150</u>

## 4. FINANCIAL HISTORY

	<b>FY 2018 Actual</b>	<b>FY 2019 Actual</b>	<b>FY 2020 Actual</b>	<b>FY 2021 Current Yr.</b>
Appropriation (All Funds)	1,200,892	1,187,563	1,210,862	1,169,618
Less Reverted (All Funds)	(18,455)	(31,605)	(32,258)	(32,484)
Less Restricted (All Funds)*	0	0	0	(7,924)
Budget Authority (All Funds)	1,182,437	1,155,958	1,178,604	1,129,210
Actual Expenditures(All Funds)	974,623	920,143	954,394	N/A
Unexpended (All Funds)	207,814	235,815	224,210	N/A
Unexpended, by Fund:				
General Revenue	124,422	133,347	142,322	N/A
Federal	0	0	0	N/A
Other	83,392	102,468	81,888	N/A



Reverted includes the statutory three percent reserve (when applicable).

Restricted includes any Governor's expenditure restriction which remained at the end of the fiscal year (when applicable).

### NOTES:



**CORE RECONCILIATION DETAIL**

**STATE  
ADMIN HEARING COMMISSION**

**5. CORE RECONCILIATION DETAIL**

	<b>Budget Class</b>	<b>FTE</b>	<b>GR</b>	<b>Federal</b>	<b>Other</b>	<b>Total</b>	<b>Explanation</b>
<b>TAFP AFTER VETOES</b>							
	PS	16.50	1,028,152	0	78,905	1,107,057	
	EE	0.00	62,561	0	0	62,561	
	<b>Total</b>	<b>16.50</b>	<b>1,090,713</b>	<b>0</b>	<b>78,905</b>	<b>1,169,618</b>	
<b>DEPARTMENT CORE REQUEST</b>							
	PS	16.50	1,028,152	0	78,905	1,107,057	
	EE	0.00	62,561	0	0	62,561	
	<b>Total</b>	<b>16.50</b>	<b>1,090,713</b>	<b>0</b>	<b>78,905</b>	<b>1,169,618</b>	
<b>GOVERNOR'S RECOMMENDED CORE</b>							
	PS	16.50	1,028,152	0	78,905	1,107,057	
	EE	0.00	62,561	0	0	62,561	
	<b>Total</b>	<b>16.50</b>	<b>1,090,713</b>	<b>0</b>	<b>78,905</b>	<b>1,169,618</b>	

## DECISION ITEM SUMMARY

Budget Unit									
Decision Item	FY 2020	FY 2020	FY 2021	FY 2021	FY 2022	FY 2022	FY 2022	FY 2022	
Budget Object Summary	ACTUAL	ACTUAL	BUDGET	BUDGET	DEPT REQ	DEPT REQ	GOV REC	GOV REC	
Fund	DOLLAR	FTE	DOLLAR	FTE	DOLLAR	FTE	DOLLAR	FTE	
<b>ADMIN HEARING COMMISSION</b>									
<b>CORE</b>									
PERSONAL SERVICES									
GENERAL REVENUE	854,221	13.75	1,028,152	15.79	1,028,152	15.79	1,028,152	15.79	
AH COMM ED DUE PROCESS HEARING	53,732	0.49	78,905	0.71	78,905	0.71	78,905	0.71	
TOTAL - PS	907,953	14.24	1,107,057	16.50	1,107,057	16.50	1,107,057	16.50	
EXPENSE & EQUIPMENT									
GENERAL REVENUE	46,441	0.00	62,561	0.00	62,561	0.00	62,561	0.00	
TOTAL - EE	46,441	0.00	62,561	0.00	62,561	0.00	62,561	0.00	
<b>TOTAL</b>	<b>954,394</b>	<b>14.24</b>	<b>1,169,618</b>	<b>16.50</b>	<b>1,169,618</b>	<b>16.50</b>	<b>1,169,618</b>	<b>16.50</b>	
<b>Pay Plan - 0000012</b>									
PERSONAL SERVICES									
GENERAL REVENUE	0	0.00	0	0.00	0	0.00	10,282	0.00	
VET HEALTH AND CARE FUND	0	0.00	0	0.00	0	0.00	1,150	0.00	
AH COMM ED DUE PROCESS HEARING	0	0.00	0	0.00	0	0.00	789	0.00	
TOTAL - PS	0	0.00	0	0.00	0	0.00	12,221	0.00	
<b>TOTAL</b>	<b>0</b>	<b>0.00</b>	<b>0</b>	<b>0.00</b>	<b>0</b>	<b>0.00</b>	<b>12,221</b>	<b>0.00</b>	
<b>AHC Additional Legal Staff CTC - 1300007</b>									
PERSONAL SERVICES									
VET HEALTH AND CARE FUND	0	0.00	0	0.00	115,000	2.00	115,000	2.00	
TOTAL - PS	0	0.00	0	0.00	115,000	2.00	115,000	2.00	
EXPENSE & EQUIPMENT									
VET HEALTH AND CARE FUND	0	0.00	0	0.00	82,800	0.00	82,800	0.00	
TOTAL - EE	0	0.00	0	0.00	82,800	0.00	82,800	0.00	
<b>TOTAL</b>	<b>0</b>	<b>0.00</b>	<b>0</b>	<b>0.00</b>	<b>197,800</b>	<b>2.00</b>	<b>197,800</b>	<b>2.00</b>	
<b>GRAND TOTAL</b>	<b>\$954,394</b>	<b>14.24</b>	<b>\$1,169,618</b>	<b>16.50</b>	<b>\$1,367,418</b>	<b>18.50</b>	<b>\$1,379,639</b>	<b>18.50</b>	

1/22/21 9:37

im\_disummary

## FLEXIBILITY REQUEST FORM

<b>BUDGET UNIT NUMBER:</b> 31212C <b>BUDGET UNIT NAME:</b> Administrative Hearing Commission <b>HOUSE BILL SECTION:</b> 5.150	<b>DEPARTMENT:</b> Office of Administration <b>DIVISION:</b> Assigned Programs
<b>1. Provide the amount by fund of personal service flexibility and the amount by fund of expense and equipment flexibility you are requesting in dollar and percentage terms and explain why the flexibility is needed. If flexibility is being requested among divisions, provide the amount by fund of flexibility you are requesting in dollar and percentage terms and explain why the flexibility is needed.</b>	
<b>DEPARTMENT REQUEST</b>	
The Administrative Hearing Commission requests 25% flexibility between Personal Service and Expense & Equipment. This flexibility will allow the Administrative Hearing Commission to hire court reporting services under the state contract to assist with the hearings required due to the additional 853 medical marijuana appeals filed as long as the AHC has an unfilled 5th Commissioner appointed position.	
<b>2. Estimate how much flexibility will be used for the budget year. How much flexibility was used in the Prior Year Budget and the Current Year Budget? Please specify the amount.</b>	
<b>PRIOR YEAR ACTUAL AMOUNT OF FLEXIBILITY USED</b>	<b>CURRENT YEAR ESTIMATED AMOUNT OF FLEXIBILITY THAT WILL BE USED</b>
\$0	25%
<b>BUDGET REQUEST ESTIMATED AMOUNT OF FLEXIBILITY THAT WILL BE USED</b>	
Unknown	
<b>3. Please explain how flexibility was used in the prior and/or current years.</b>	
<b>PRIOR YEAR EXPLAIN ACTUAL USE</b>	<b>CURRENT YEAR EXPLAIN PLANNED USE</b>
N/A	The Administrative Hearing Commission plans to use flexibility to hire additional court reporting services to assist with hearing the additional medical marijuana appeals while also continuing its work in the other approximately 100 areas of statutory authority. There will be PS available to flex as long as there is an unfilled appointment of a 5th Commissioner. The AHC may also use flexibility to provide updates to courtrooms for improved remote access for the public.

# DECISION ITEM DETAIL

Budget Unit	FY 2020	FY 2020	FY 2021	FY 2021	FY 2022	FY 2022	FY 2022	FY 2022
Decision Item	ACTUAL	ACTUAL	BUDGET	BUDGET	DEPT REQ	DEPT REQ	GOV REC	GOV REC
Budget Object Class	DOLLAR	FTE	DOLLAR	FTE	DOLLAR	FTE	DOLLAR	FTE
<b>ADMIN HEARING COMMISSION</b>								
<b>CORE</b>								
ADMIN OFFICE SUPPORT ASSISTANT	33,648	0.98	35,686	1.00	0	0.00	0	0.00
SR OFFICE SUPPORT ASSISTANT	28,714	1.00	29,865	1.00	0	0.00	0	0.00
COURT REPORTER II	83,203	1.63	103,211	2.00	0	0.00	0	0.00
EXECUTIVE I	44,078	1.00	45,144	1.00	0	0.00	0	0.00
PARALEGAL	37,983	1.00	39,960	1.00	38,593	1.00	39,960	1.00
LEGAL COUNSEL	214,997	3.72	265,460	4.50	265,460	4.50	265,460	4.50
COMMISSION MEMBER	431,610	3.97	549,191	5.00	552,144	5.00	549,191	5.00
PRINCIPAL ASST BOARD/COMMISSON	33,720	0.94	38,540	1.00	36,954	1.00	38,540	1.00
LEAD ADMIN SUPPORT ASSISTANT	0	0.00	0	0.00	35,686	1.00	35,686	1.00
ADMIN SUPPORT PROFESSIONAL	0	0.00	0	0.00	75,009	2.00	75,009	2.00
COURT REPORTER	0	0.00	0	0.00	103,211	2.00	103,211	2.00
<b>TOTAL - PS</b>	<b>907,953</b>	<b>14.24</b>	<b>1,107,057</b>	<b>16.50</b>	<b>1,107,057</b>	<b>16.50</b>	<b>1,107,057</b>	<b>16.50</b>
TRAVEL, IN-STATE	931	0.00	751	0.00	751	0.00	751	0.00
SUPPLIES	26,016	0.00	28,000	0.00	28,000	0.00	28,000	0.00
PROFESSIONAL DEVELOPMENT	4,639	0.00	5,695	0.00	5,695	0.00	5,695	0.00
COMMUNICATION SERV & SUPP	2,099	0.00	5,740	0.00	5,740	0.00	5,740	0.00
PROFESSIONAL SERVICES	7,877	0.00	7,500	0.00	7,500	0.00	7,500	0.00
M&R SERVICES	3,500	0.00	3,000	0.00	3,000	0.00	3,000	0.00
OFFICE EQUIPMENT	1,379	0.00	4,725	0.00	4,725	0.00	4,725	0.00
OTHER EQUIPMENT	0	0.00	6,500	0.00	6,500	0.00	6,500	0.00
BUILDING LEASE PAYMENTS	0	0.00	600	0.00	600	0.00	600	0.00
MISCELLANEOUS EXPENSES	0	0.00	50	0.00	50	0.00	50	0.00
<b>TOTAL - EE</b>	<b>46,441</b>	<b>0.00</b>	<b>62,561</b>	<b>0.00</b>	<b>62,561</b>	<b>0.00</b>	<b>62,561</b>	<b>0.00</b>
<b>GRAND TOTAL</b>	<b>\$954,394</b>	<b>14.24</b>	<b>\$1,169,618</b>	<b>16.50</b>	<b>\$1,169,618</b>	<b>16.50</b>	<b>\$1,169,618</b>	<b>16.50</b>
<b>GENERAL REVENUE</b>	<b>\$900,662</b>	<b>13.75</b>	<b>\$1,090,713</b>	<b>15.79</b>	<b>\$1,090,713</b>	<b>15.79</b>	<b>\$1,090,713</b>	<b>15.79</b>
<b>FEDERAL FUNDS</b>	<b>\$0</b>	<b>0.00</b>	<b>\$0</b>	<b>0.00</b>	<b>\$0</b>	<b>0.00</b>	<b>\$0</b>	<b>0.00</b>
<b>OTHER FUNDS</b>	<b>\$53,732</b>	<b>0.49</b>	<b>\$78,905</b>	<b>0.71</b>	<b>\$78,905</b>	<b>0.71</b>	<b>\$78,905</b>	<b>0.71</b>

## PROGRAM DESCRIPTION

Department **OA**

HB Section(s): **5.150**

Program Name **Administrative Hearing Commission**

Program is found in the following core budget(s): **Administrative Hearing Commission**

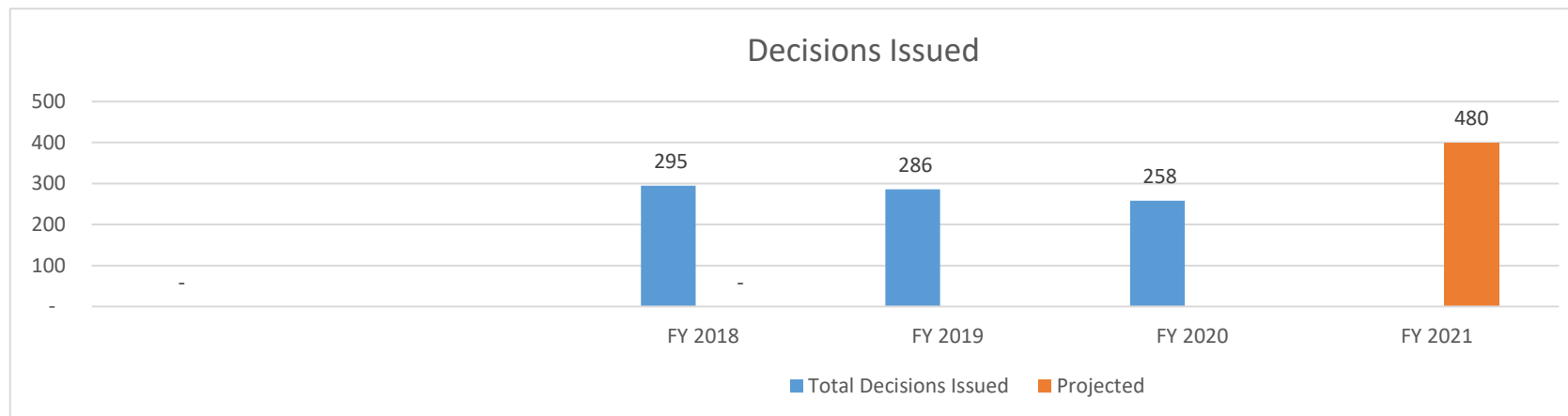
**1a. What strategic priority does this program address?**

Impartial tribunal for state agency/citizen disputes.

**1b. What does this program do?**

The Administrative Hearing Commission (AHC) acts as a neutral and independent hearing officer that conducts hearings and issues decisions in disputes involving a state agency and a business or individual. Its decisions are subject to review by judicial branch courts, if a party wishes to appeal. The AHC's authority is broad and frequently expanding. For example, we recently obtained authority to hear appeals regarding medical marijuana licenses pursuant to Mo. Const. Art. 5, Sec. 18, which became effective on December 6, 2018. The AHC has authority over 100 statutorily-specified areas including: state tax; Medicaid provider disputes; due process complaints under the federal Individuals with Disabilities Education Act (IDEA); limited appeals of state employee personnel matters; discipline of professional licenses, as well as appeals of denials of those licenses; motor vehicle dealer licenses; decisions of certain commissions under the Department of Natural Resources; appeals of orders issued by the Missouri Ethics Commission; liquor control and fantasy sports licenses; motor carrier and railroad safety matters. The AHC is also statutorily charged with authority over certain franchisor-franchisee disputes, and serves as hearing officer for the Missouri Commission on Human Rights pursuant to a memorandum of understanding.

**2a. Provide an activity measure(s) for the program.**



**PROGRAM DESCRIPTION**

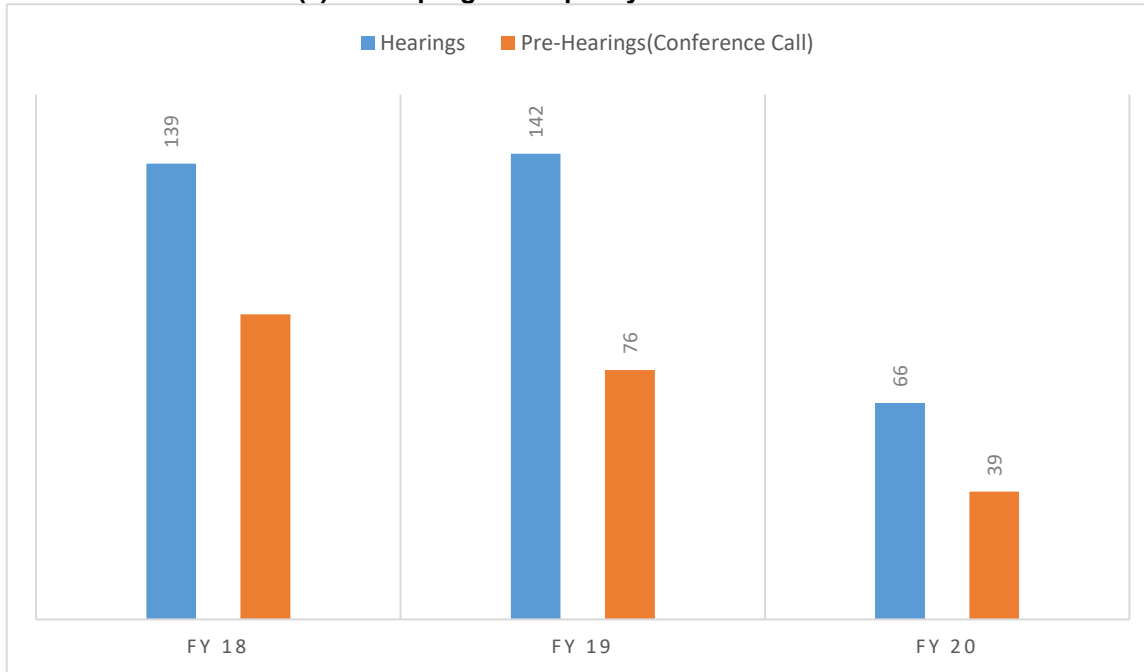
Department OA

HB Section(s):5.150

Program Name Administrative Hearing Commission

Program is found in the following core budget(s): Administrative Hearing Commission

**2b. Provide a measure(s) of the program's quality.**



**2c. Provide a measure(s) of the program's impact.**

The AHC posted a customer satisfaction survey on its website on October 3, 2017 for parties appearing before the AHC. As of August 6, 2020, we have received 2 surveys. This is an ongoing process.

## PROGRAM DESCRIPTION

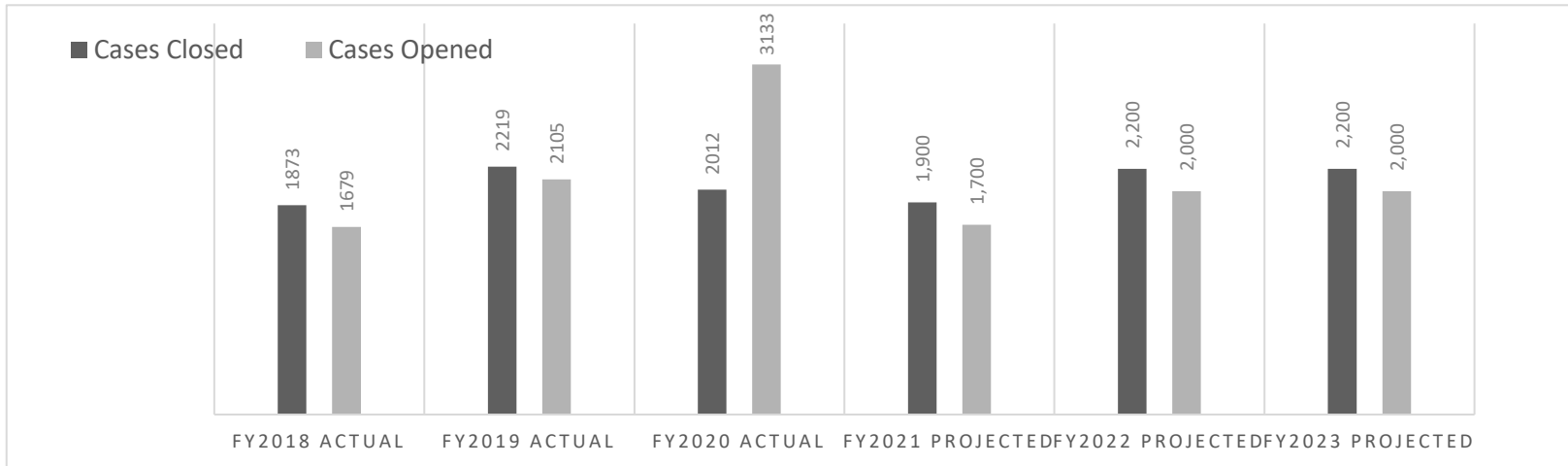
Department OA

HB Section(s): 5.150

Program Name Administrative Hearing Commission

Program is found in the following core budget(s): Administrative Hearing Commission

**2d. Provide a measure(s) of the program's efficiency.**



**3. Provide actual expenditures for the prior three fiscal years and planned expenditures for the current fiscal year. (Note: Amounts do not include fringe benefit costs.)**

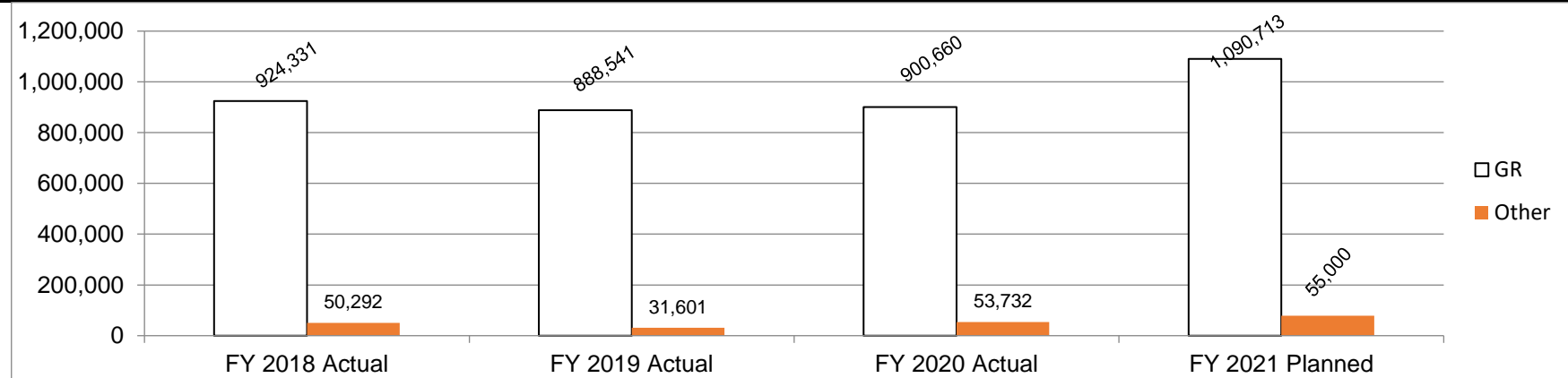
**PROGRAM DESCRIPTION**

Department **OA**

**HB Section(s): 5.150**

Program Name **Administrative Hearing Commission**

Program is found in the following core budget(s): **Administrative Hearing Commission**



**4. What are the sources of the “Other” funds?**

Educational Due Process Hearing Fund (0818)

**5. What is the authorization for this program, i.e., federal or state statute, etc.? (Include the federal program number, if applicable.)**

Federally mandated program; Individuals with Disabilities Education Act (IDEA)

**6. Are there federal matching requirements? If yes, please explain.**

No

**7. Is this a federally mandated program? If yes, please explain.**

No





NEW DECISION ITEM  
RANK: \_\_\_\_\_ OF \_\_\_\_\_

Department OA	Budget Unit 31212C
Division AHC	
DI Name AHC Additional Legal Staff Cost-to-Continue	DI#1300007 HB Section 5.150

**1. AMOUNT OF REQUEST**

FY 2022 Budget Request					FY 2022 Governor's Recommendation				
	GR	Federal	Other	Total		GR	Federal	Other	Total
PS		0	115,000	115,000	PS	0	0	115,000	115,000
EE		0	82,800	82,800	EE	0	0	82,800	82,800
PSD	0	0	0	0	PSD	0	0	0	0
TRF	0	0	0	0	TRF	0	0	0	0
<b>Total</b>	<b>0</b>	<b>0</b>	<b>197,800</b>	<b>197,800</b>	<b>Total</b>	<b>0</b>	<b>0</b>	<b>197,800</b>	<b>197,800</b>
FTE		0.00	2.00	2.00	FTE	0.00	0.00	2.00	2.00
<b>Est. Fringe</b>	0	0	66,184	66,184	<b>Est. Fringe</b>	0	0	66,184	66,184
<i>Note: Fringes budgeted in House Bill 5 except for certain fringes budgeted directly to MoDOT, Highway Patrol, and Conservation.</i>					<i>Note: Fringes budgeted in House Bill 5 except for certain fringes budgeted directly to MoDOT, Highway Patrol, and Conservation.</i>				

Other Funds: Mo Const. art XIV (Mo Veterans Health Care Fund)

Other Funds:

**2. THIS REQUEST CAN BE CATEGORIZED AS:**

New Legislation	New Program	Fund Switch
Federal Mandate	Program Expansion	<b>X</b> Cost to Continue
GR Pick-Up	Space Request	Equipment Replacement
Pay Plan	Other: _____	

**3. WHY IS THIS FUNDING NEEDED? PROVIDE AN EXPLANATION FOR ITEMS CHECKED IN #2. INCLUDE THE FEDERAL OR STATE STATUTORY OR CONSTITUTIONAL AUTHORIZATION FOR THIS PROGRAM.**

Effective December 6, 2018, Missouri legalized medical marijuana. The constitutional amendment created an appeal right to the Administrative Hearing Commission. The AHC received over 853 medical marijuana appeals. The AHC currently has 1.7 court reporters to handle the current case load. The current state court reporting contract requires payment of at least \$160/day plus \$3.45 per page of transcript. One hearing is equivalent to approximately 200 pages of transcript. Therefore, the daily price of a contract court reporter is approximately \$850. The AHC is requesting \$74,800 (E&E) from the Mo. Const. art XIV (Mo Veterans Health Care Fund 0606) for court reporting services. The AHC is also requesting 2 full time staff attorneys (PS) in order to move all cases efficiently, as the medical marijuana appeals will require the AHC to handle significant discovery disputes, draft detailed orders, hold multi-day hearings with large quantities of exhibits, and draft detailed decisions. This request also includes \$8,000 in E&E costs for Westlaw (\$3,060), case management license (\$2800), phone charges (\$800), mail and supply costs (\$540), and dues (\$800).

**NEW DECISION ITEM**

RANK: \_\_\_\_\_ OF \_\_\_\_\_

Department OA	Budget Unit 31212C
Division AHC	
DI Name AHC Additional Legal Staff Cost-to-Continue	DI#1300007 HB Section 5.150

**4. DESCRIBE THE DETAILED ASSUMPTIONS USED TO DERIVE THE SPECIFIC REQUESTED AMOUNT. (How did you determine that the requested number of FTE were appropriate? From what source or standard did you derive the requested levels of funding? Were alternatives such as outsourcing or automation considered? If based on new legislation, does request tie to TAFP fiscal note? If not, explain why. Detail which portions of the request are one-times and how those amounts were calculated.)**

In FY 19 1,600 cases were opened, 1,900 cases were closed, and 286 decisions were issued. DHSS has some full-time medical marijuana staff and is contracting for legal services in anticipation of a significant increase in its workload. Likewise, the AHC will require additional support. The AHC currently has four full-time staff attorneys who assist the AHC's four Commissioners. The AHC needs additional contracted court reporters and two additional attorneys. The AHC plans to have all staff attorneys work on medical marijuana cases in order to move cases efficiently.

**5. BREAK DOWN THE REQUEST BY BUDGET OBJECT CLASS, JOB CLASS, AND FUND SOURCE. IDENTIFY ONE-TIME COSTS.**

Budget Object Class/Job Class	Dept Req GR DOLLARS	Dept Req GR FTE	Dept Req FED DOLLARS	Dept Req FED FTE	Dept Req OTHER DOLLARS	Dept Req OTHER FTE	Dept Req TOTAL DOLLARS	Dept Req TOTAL FTE	Dept Req One-Time DOLLARS
							0		
					115,000		115,000	0.0	
<b>Total PS</b>			<b>0</b>	<b>0.0</b>	<b>115,000</b>	<b>2.0</b>	<b>115,000</b>	<b>0.0</b>	<b>0</b>
							0		
					82,800		82,800		
<b>Total EE</b>			<b>0</b>		<b>82,800</b>		<b>82,800</b>		<b>0</b>
Program Distributions							0		
<b>Total PSD</b>	<b>0</b>		<b>0</b>		<b>0</b>		<b>0</b>		<b>0</b>
Transfers							0		
<b>Total TRF</b>	<b>0</b>		<b>0</b>		<b>0</b>		<b>0</b>		<b>0</b>
<b>Grand Total</b>	<b>0</b>	<b>0.0</b>	<b>0</b>	<b>0.0</b>	<b>197,800</b>	<b>2.0</b>	<b>197,800</b>	<b>0.0</b>	<b>0</b>

**NEW DECISION ITEM**

RANK: \_\_\_\_\_ OF \_\_\_\_\_

Department <u>OA</u>					Budget Unit <u>31212C</u>				
Division <u>AHC</u>									
DI Name <u>AHC Additional Legal Staff Cost-to-Continue</u>					<u>DI#1300007</u> HB Section <u>5.150</u>				
Budget Object Class/Job Class	Gov Rec GR DOLLARS	Gov Rec GR FTE	Gov Rec FED DOLLARS	Gov Rec FED FTE	Gov Rec OTHER DOLLARS	Gov Rec OTHER FTE	Gov Rec TOTAL DOLLARS	Gov Rec TOTAL FTE	Gov Rec One-Time DOLLARS
							0		
					115,000	2.0	115,000	2.0	
<b>Total PS</b>	<u>0</u>	<u>0.0</u>	<u>0</u>	<u>0.0</u>	<u>115,000</u>	<u>2.0</u>	<u>115,000</u>	<u>2.0</u>	<u>0</u>
							0		
							0		
							0		
					82,800		82,800		
<b>Total EE</b>	<u>0</u>		<u>0</u>		<u>82,800</u>		<u>82,800</u>		<u>0</u>
Program Distributions							0		
<b>Total PSD</b>	<u>0</u>		<u>0</u>		<u>0</u>		<u>0</u>		<u>0</u>
Transfers							0		
<b>Total TRF</b>	<u>0</u>		<u>0</u>		<u>0</u>		<u>0</u>		<u>0</u>
<b>Grand Total</b>	<u>0</u>	<u>0.0</u>	<u>0</u>	<u>0.0</u>	<u>197,800</u>	<u>2.0</u>	<u>197,800</u>	<u>2.0</u>	<u>0</u>

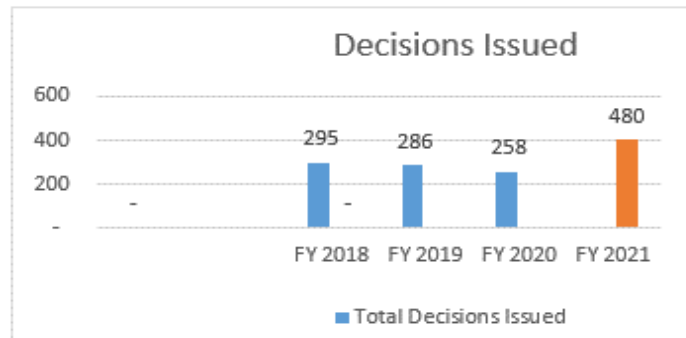
**NEW DECISION ITEM**

RANK: \_\_\_\_\_ OF \_\_\_\_\_

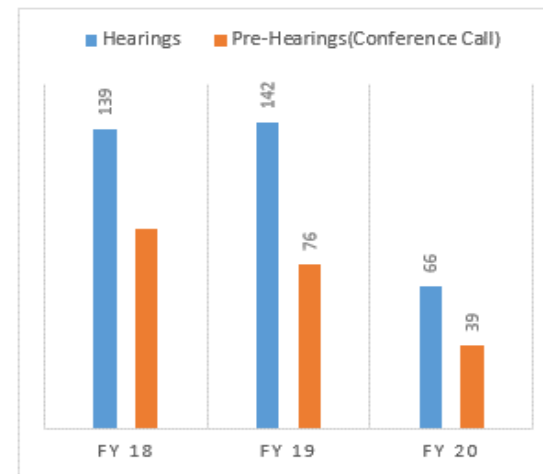
Department OA	Budget Unit 31212C
Division AHC	
DI Name AHC Additional Legal Staff Cost-to-Continue	DI#1300007 HB Section 5.150

**6. PERFORMANCE MEASURES (If new decision item has an associated core, separately identify projected performance with & without additional funding.)**

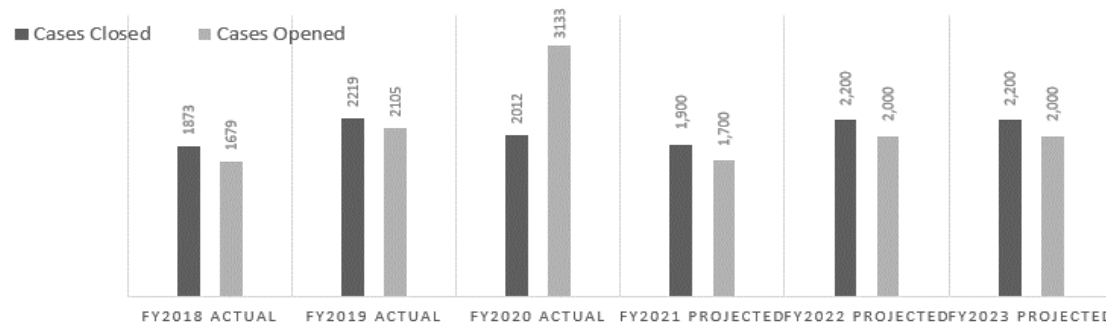
**6a. Provide an activity measure(s) for the program.**



**6b. Provide a measure(s) of the program's quality.**



**6c. Provide a measure(s) of the program's impact.**



**6d. Provide a measure(s) of the program's efficiency.**

NEW DECISION ITEM

RANK: \_\_\_\_\_ OF \_\_\_\_\_

Department	OA	Budget Unit	31212C
Division	AHC		
DI Name	AHC Additional Legal Staff Cost-to-Continue	DI#1300007 HB Section	5.150

**7. STRATEGIES TO ACHIEVE THE PERFORMANCE MEASUREMENT TARGETS:**

The AHC needs additional contracted court reporters and two additional attorneys. The AHC plans to have all staff attorneys work on medical marijuana cases in order to move cases efficiently.

# DECISION ITEM DETAIL

Budget Unit	FY 2020	FY 2020	FY 2021	FY 2021	FY 2022	FY 2022	FY 2022	FY 2022
Decision Item	ACTUAL	ACTUAL	BUDGET	BUDGET	DEPT REQ	DEPT REQ	GOV REC	GOV REC
Budget Object Class	DOLLAR	FTE	DOLLAR	FTE	DOLLAR	FTE	DOLLAR	FTE
<b>ADMIN HEARING COMMISSION</b>								
<b>AHC Additional Legal Staff CTC - 1300007</b>								
LEGAL COUNSEL	0	0.00	0	0.00	115,000	2.00	115,000	2.00
<b>TOTAL - PS</b>	<b>0</b>	<b>0.00</b>	<b>0</b>	<b>0.00</b>	<b>115,000</b>	<b>2.00</b>	<b>115,000</b>	<b>2.00</b>
SUPPLIES	0	0.00	0	0.00	7,200	0.00	7,200	0.00
COMMUNICATION SERV & SUPP	0	0.00	0	0.00	800	0.00	800	0.00
PROFESSIONAL SERVICES	0	0.00	0	0.00	74,800	0.00	74,800	0.00
<b>TOTAL - EE</b>	<b>0</b>	<b>0.00</b>	<b>0</b>	<b>0.00</b>	<b>82,800</b>	<b>0.00</b>	<b>82,800</b>	<b>0.00</b>
<b>GRAND TOTAL</b>	<b>\$0</b>	<b>0.00</b>	<b>\$0</b>	<b>0.00</b>	<b>\$197,800</b>	<b>2.00</b>	<b>\$197,800</b>	<b>2.00</b>
<b>GENERAL REVENUE</b>	<b>\$0</b>	<b>0.00</b>	<b>\$0</b>	<b>0.00</b>	<b>\$0</b>	<b>0.00</b>	<b>\$0</b>	<b>0.00</b>
<b>FEDERAL FUNDS</b>	<b>\$0</b>	<b>0.00</b>	<b>\$0</b>	<b>0.00</b>	<b>\$0</b>	<b>0.00</b>	<b>\$0</b>	<b>0.00</b>
<b>OTHER FUNDS</b>	<b>\$0</b>	<b>0.00</b>	<b>\$0</b>	<b>0.00</b>	<b>\$197,800</b>	<b>2.00</b>	<b>\$197,800</b>	<b>2.00</b>





## CORE DECISION ITEM

<b>Department</b>	<b>Office of Administration</b>	<b>Budget Unit</b>	<b>31313C</b>
<b>Division</b>	<b>Assigned Programs</b>		
<b>Core</b>	<b>Office of Child Advocate</b>	<b>HB Section</b>	<b>5.155</b>

### 1. CORE FINANCIAL SUMMARY

	FY 2022 Budget Request			
	GR	Federal	Other	Total
PS	235,543	133,743	0	369,286
EE	8,138	14,931	0	23,069
PSD	0	0	0	0
TRF	0	0	0	0
<b>Total</b>	<b>243,681</b>	<b>148,674</b>	<b>0</b>	<b>392,355</b>
<b>FTE</b>	<b>6.00</b>	<b>0.00</b>	<b>0.00</b>	<b>6.00</b>

<b>Est. Fringe</b>	162,300	44,296	0	206,596
<i>Note: Fringes budgeted in House Bill 5 except for certain fringes budgeted directly to MoDOT, Highway Patrol, and Conservation.</i>				

Other Funds:

	FY 2022 Governor's Recommendation			
	GR	Federal	Other	Total
PS	235,543	133,743	0	369,286
EE	8,138	14,931	0	23,069
PSD	0	0	0	0
TRF	0	0	0	0
<b>Total</b>	<b>243,681</b>	<b>148,674</b>	<b>0</b>	<b>392,355</b>
<b>FTE</b>	<b>6.00</b>	<b>0.00</b>	<b>0.00</b>	<b>6.00</b>

<b>Est. Fringe</b>	162,300	44,296	0	206,596
<i>Note: Fringes budgeted in House Bill 5 except for certain fringes budgeted directly to MoDOT, Highway Patrol, and Conservation.</i>				

Other Funds:

### 2. CORE DESCRIPTION

The Office of Child Advocate provides families and citizens an avenue through which they can obtain an independent and impartial review of the decisions and/or actions made by the Department of Social Services, Children's Division. The main duties of the Office of Child Advocate are: (1) review foster care cases; (2) review unsubstantiated hotline investigations; (3) mediate between parents and schools regarding abuse allegations that occur in a school setting; (4) review child fatalities when there is a history of child abuse and neglect concerns or involvement with Children's Division; (5) intervene on behalf of a child during judicial proceedings; (6) review policy and procedures of Children's Division, the Juvenile Office, and guardian ad litem within a county; (7) increase knowledge of professionals and the general public regarding child welfare and (8) provide information and referrals for families needing resources.

### 3. PROGRAM LISTING (list programs included in this core funding)

Child Advocacy

# CORE DECISION ITEM

Department	Office of Administration	Budget Unit	31313C
Division	Assigned Programs		
Core	Office of Child Advocate	HB Section	5.155

## 4. FINANCIAL HISTORY

	FY 2018 Actual	FY 2019 Actual	FY 2020 Actual	FY 2021 Current Yr.
Appropriation (All Funds)	326,430	373,634	386,836	392,355
Less Reverted (All Funds)	(3,377)	(243)	(7,206)	(7,289)
Less Restricted (All Funds)*	0	0		(721)
Budget Authority (All Funds)	323,053	373,391	379,630	384,345
Actual Expenditures (All Funds)	322,912	325,967	354,426	N/A
Unexpended (All Funds)	141	47,424	25,204	N/A
Unexpended, by Fund:				
General Revenue	1	44,426	20,184	N/A
Federal	140	2,998	5,020	N/A
Other	0	0	0	N/A

\*Current Year restricted amount is as of \_\_\_\_\_.

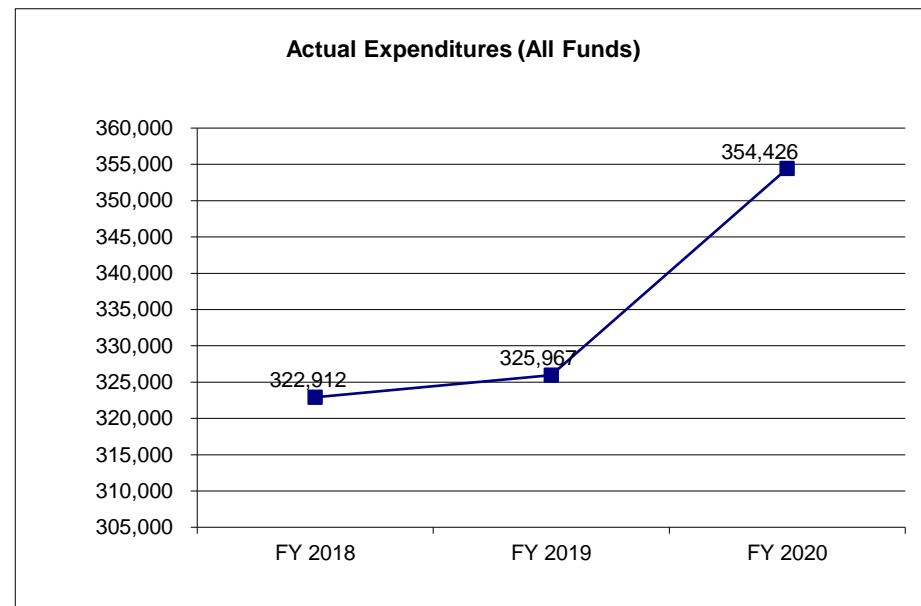
Reverted includes the statutory three percent reserve amount (when applicable).

Restricted includes any Governor's expenditure restrictions which remained at the end of the fiscal year (when applicable).

### NOTES:

\*2019 GR unexpended due to supplemental and a delay in hiring for 2 staff positions

\*2020 GR unexpended due to COVID-19.



**CORE RECONCILIATION DETAIL**

**STATE  
OFFICE OF CHILD ADVOCATE**

**5. CORE RECONCILIATION DETAIL**

	<b>Budget Class</b>	<b>FTE</b>	<b>GR</b>	<b>Federal</b>	<b>Other</b>	<b>Total</b>	<b>Explanation</b>
<b>TAFP AFTER VETOES</b>							
	PS	6.00	235,543	133,743	0	369,286	
	EE	0.00	8,138	14,931	0	23,069	
	<b>Total</b>	<b>6.00</b>	<b>243,681</b>	<b>148,674</b>	<b>0</b>	<b>392,355</b>	
<b>DEPARTMENT CORE REQUEST</b>							
	PS	6.00	235,543	133,743	0	369,286	
	EE	0.00	8,138	14,931	0	23,069	
	<b>Total</b>	<b>6.00</b>	<b>243,681</b>	<b>148,674</b>	<b>0</b>	<b>392,355</b>	
<b>GOVERNOR'S RECOMMENDED CORE</b>							
	PS	6.00	235,543	133,743	0	369,286	
	EE	0.00	8,138	14,931	0	23,069	
	<b>Total</b>	<b>6.00</b>	<b>243,681</b>	<b>148,674</b>	<b>0</b>	<b>392,355</b>	

## DECISION ITEM SUMMARY

Budget Unit								
Decision Item	FY 2020	FY 2020	FY 2021	FY 2021	FY 2022	FY 2022	FY 2022	FY 2022
Budget Object Summary	ACTUAL	ACTUAL	BUDGET	BUDGET	DEPT REQ	DEPT REQ	GOV REC	GOV REC
Fund	DOLLAR	FTE	DOLLAR	FTE	DOLLAR	FTE	DOLLAR	FTE
<b>OFFICE OF CHILD ADVOCATE</b>								
<b>CORE</b>								
PERSONAL SERVICES								
GENERAL REVENUE	208,739	3.59	235,543	3.70	235,543	3.70	235,543	3.70
OA-FEDERAL AND OTHER	131,522	2.27	133,743	2.30	133,743	2.30	133,743	2.30
TOTAL - PS	340,261	5.86	369,286	6.00	369,286	6.00	369,286	6.00
EXPENSE & EQUIPMENT								
GENERAL REVENUE	4,087	0.00	8,138	0.00	8,138	0.00	8,138	0.00
OA-FEDERAL AND OTHER	10,078	0.00	14,931	0.00	14,931	0.00	14,931	0.00
TOTAL - EE	14,165	0.00	23,069	0.00	23,069	0.00	23,069	0.00
<b>TOTAL</b>	<b>354,426</b>	<b>5.86</b>	<b>392,355</b>	<b>6.00</b>	<b>392,355</b>	<b>6.00</b>	<b>392,355</b>	<b>6.00</b>
<b>Pay Plan - 0000012</b>								
PERSONAL SERVICES								
GENERAL REVENUE	0	0.00	0	0.00	0	0.00	2,356	0.00
OA-FEDERAL AND OTHER	0	0.00	0	0.00	0	0.00	1,337	0.00
TOTAL - PS	0	0.00	0	0.00	0	0.00	3,693	0.00
<b>TOTAL</b>	<b>0</b>	<b>0.00</b>	<b>0</b>	<b>0.00</b>	<b>0</b>	<b>0.00</b>	<b>3,693</b>	<b>0.00</b>
<b>GRAND TOTAL</b>	<b>\$354,426</b>	<b>5.86</b>	<b>\$392,355</b>	<b>6.00</b>	<b>\$392,355</b>	<b>6.00</b>	<b>\$396,048</b>	<b>6.00</b>

1/22/21 9:37

im\_disummary

## FLEXIBILITY REQUEST FORM

<b>BUDGET UNIT NUMBER:</b> 31313 <b>BUDGET UNIT NAME:</b> Office of Child <b>HOUSE BILL SECTION:</b> Advocate 5.155	<b>DEPARTMENT:</b> Office of Administration  <b>DIVISION:</b> Assigned Programs
<b>1. Provide the amount by fund of personal service flexibility and the amount by fund of expense and equipment flexibility you are requesting in dollar and percentage terms and explain why the flexibility is needed. If flexibility is being requested among divisions, provide the amount by fund of flexibility you are requesting in dollar and percentage terms and explain why the flexibility is needed.</b>	
<b>DEPARTMENT REQUEST</b>	
5% flexibility is requested between PS & E&E, the same amount included in the FY 2021 budget. This flexibility allows the Office of Child Advocate to effectively manage responsibilities and resources that may arise due to unforeseen circumstances.	
<b>2. Estimate how much flexibility will be used for the budget year. How much flexibility was used in the Prior Year Budget and the Current Year Budget? Please specify the amount.</b>	
<b>PRIOR YEAR ACTUAL AMOUNT OF FLEXIBILITY USED</b>	<b>CURRENT YEAR ESTIMATED AMOUNT OF FLEXIBILITY THAT WILL BE USED</b>
\$0.00	Unknown
<b>BUDGET REQUEST ESTIMATED AMOUNT OF FLEXIBILITY THAT WILL BE USED</b>	
Unknown	
<b>3. Please explain how flexibility was used in the prior and/or current years.</b>	
<b>PRIOR YEAR EXPLAIN ACTUAL USE</b>	<b>CURRENT YEAR EXPLAIN PLANNED USE</b>
None	Flexibility allows OCA to effectively manage resources.

# DECISION ITEM DETAIL

Budget Unit	FY 2020	FY 2020	FY 2021	FY 2021	FY 2022	FY 2022	FY 2022	FY 2022
Decision Item	ACTUAL	ACTUAL	BUDGET	BUDGET	DEPT REQ	DEPT REQ	GOV REC	GOV REC
Budget Object Class	DOLLAR	FTE	DOLLAR	FTE	DOLLAR	FTE	DOLLAR	FTE
<b>OFFICE OF CHILD ADVOCATE</b>								
<b>CORE</b>								
ADMIN OFFICE SUPPORT ASSISTANT	24,851	0.88	0	0.00	0	0.00	0	0.00
INVESTIGATOR III	118,668	2.20	0	0.00	0	0.00	0	0.00
PROGRAM MANAGER	75,388	1.01	76,600	1.00	76,600	1.00	76,600	1.00
ASSISTANT PROGRAM MANAGER	50,391	0.76	116,053	2.00	116,053	2.00	116,053	2.00
LEGAL COUNSEL	70,963	1.01	72,780	1.00	72,780	1.00	72,780	1.00
INVESTIGATOR	0	0.00	102,411	2.00	0	0.00	0	0.00
SR SOCIAL SERVICES SPECIALIST	0	0.00	0	0.00	102,411	2.00	102,411	2.00
OTHER	0	0.00	1,442	0.00	1,442	0.00	1,442	0.00
<b>TOTAL - PS</b>	<b>340,261</b>	<b>5.86</b>	<b>369,286</b>	<b>6.00</b>	<b>369,286</b>	<b>6.00</b>	<b>369,286</b>	<b>6.00</b>
TRAVEL, IN-STATE	3,344	0.00	8,574	0.00	8,574	0.00	8,574	0.00
TRAVEL, OUT-OF-STATE	1,467	0.00	0	0.00	0	0.00	0	0.00
SUPPLIES	2,610	0.00	2,500	0.00	2,500	0.00	2,500	0.00
PROFESSIONAL DEVELOPMENT	725	0.00	1,487	0.00	1,487	0.00	1,487	0.00
COMMUNICATION SERV & SUPP	2,525	0.00	3,400	0.00	3,400	0.00	3,400	0.00
PROFESSIONAL SERVICES	3,262	0.00	6,000	0.00	6,000	0.00	6,000	0.00
M&R SERVICES	0	0.00	74	0.00	74	0.00	74	0.00
OFFICE EQUIPMENT	232	0.00	250	0.00	250	0.00	250	0.00
BUILDING LEASE PAYMENTS	0	0.00	684	0.00	684	0.00	684	0.00
MISCELLANEOUS EXPENSES	0	0.00	100	0.00	100	0.00	100	0.00
<b>TOTAL - EE</b>	<b>14,165</b>	<b>0.00</b>	<b>23,069</b>	<b>0.00</b>	<b>23,069</b>	<b>0.00</b>	<b>23,069</b>	<b>0.00</b>
<b>GRAND TOTAL</b>	<b>\$354,426</b>	<b>5.86</b>	<b>\$392,355</b>	<b>6.00</b>	<b>\$392,355</b>	<b>6.00</b>	<b>\$392,355</b>	<b>6.00</b>
<b>GENERAL REVENUE</b>	<b>\$212,826</b>	<b>3.59</b>	<b>\$243,681</b>	<b>3.70</b>	<b>\$243,681</b>	<b>3.70</b>	<b>\$243,681</b>	<b>3.70</b>
<b>FEDERAL FUNDS</b>	<b>\$141,600</b>	<b>2.27</b>	<b>\$148,674</b>	<b>2.30</b>	<b>\$148,674</b>	<b>2.30</b>	<b>\$148,674</b>	<b>2.30</b>
<b>OTHER FUNDS</b>	<b>\$0</b>	<b>0.00</b>	<b>\$0</b>	<b>0.00</b>	<b>\$0</b>	<b>0.00</b>	<b>\$0</b>	<b>0.00</b>

PROGRAM DESCRIPTION	
Department Office of Administration	HB Section(s):
Program Name Office of Child Advocate	
Program is found in the following core budget(s):	
<p>1a. What strategic priority does this program address?</p> <p>Improve child welfare outcomes</p> <p>1b. What does this program do?</p> <p>The Office of Child Advocate provides families and citizens an avenue through which they can obtain an independent and impartial review of the decisions and/or actions made by the Department of Social Services, Children's Division.</p> <p>The Office of Child Advocate offers eight primary functions to concerned citizens:</p> <ul style="list-style-type: none"><li>• Foster care case management review</li><li>• Unsubstantiated hotline investigation review</li><li>• Mediation between parents and schools regarding abuse allegations</li><li>• Review child fatalities when there is a history of child abuse and neglect concerns or involvement with the Children's Division</li><li>• Intervene on behalf of a child during judicial proceedings</li><li>• Review policy and procedures of Children's Division, the Juvenile Office, and guardian ad litem within a county</li><li>• Increase knowledge of professionals and the general public regarding child welfare</li><li>• Provide information and referrals for families needing resources</li></ul> <p>2a. Provide an activity measure(s) for the program.</p>	

**PROGRAM DESCRIPTION**

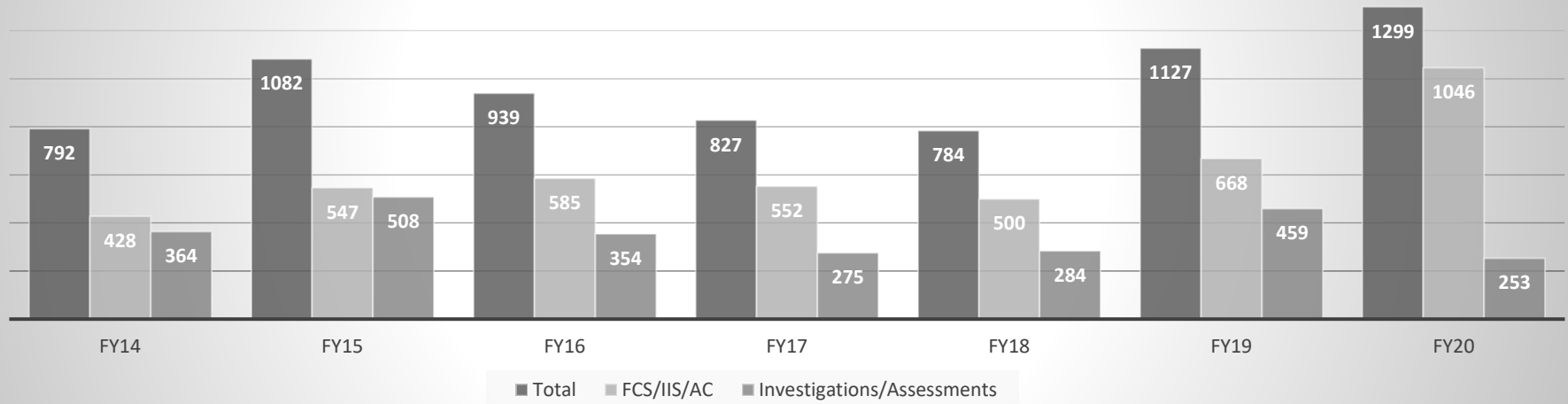
Department Office of Administration

HB Section(s):

Program Name Office of Child Advocate

Program is found in the following core budget(s):

**Office of Child Advocate  
Case Totals**





**PROGRAM DESCRIPTION**

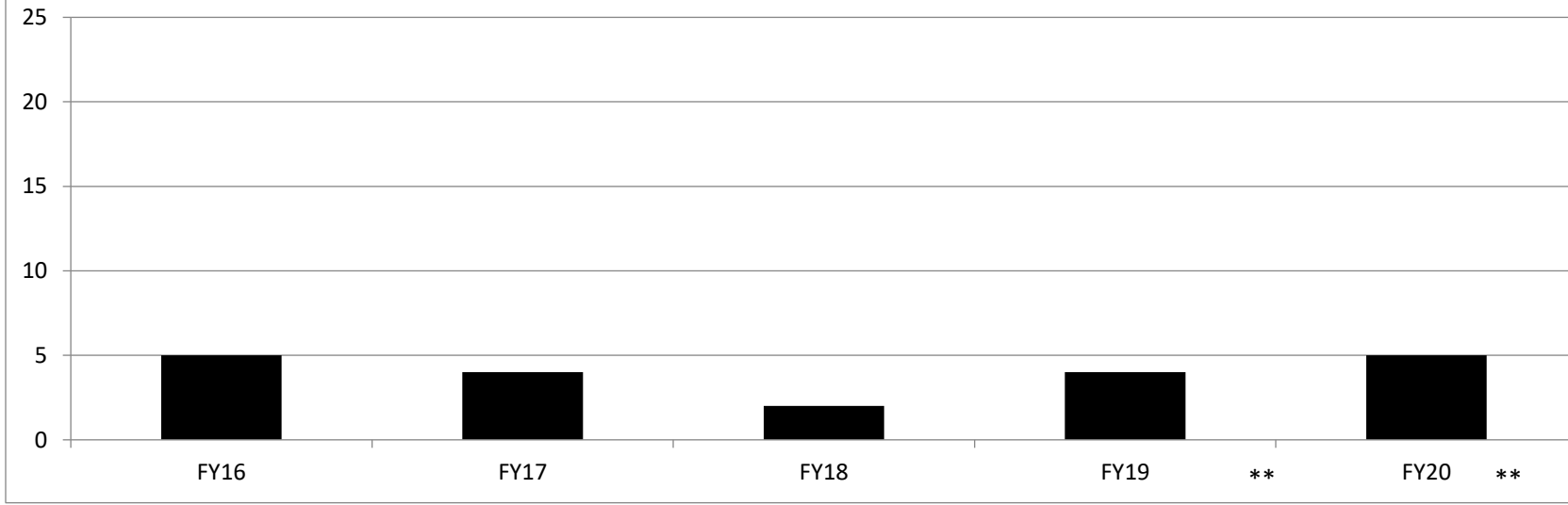
**Department** Office of Administration

**HB Section(s):**

**Program Name** Office of Child Advocate

**Program is found in the following core budget(s):**

**Office of Child Advocate  
Fatality Cases**



**\*\*This number does not include the additional 63 cases reviewed as part of the Child Fatality Review Panel sub-committee on child/neglect fatalities as these cases were not treated as individual reviews.**

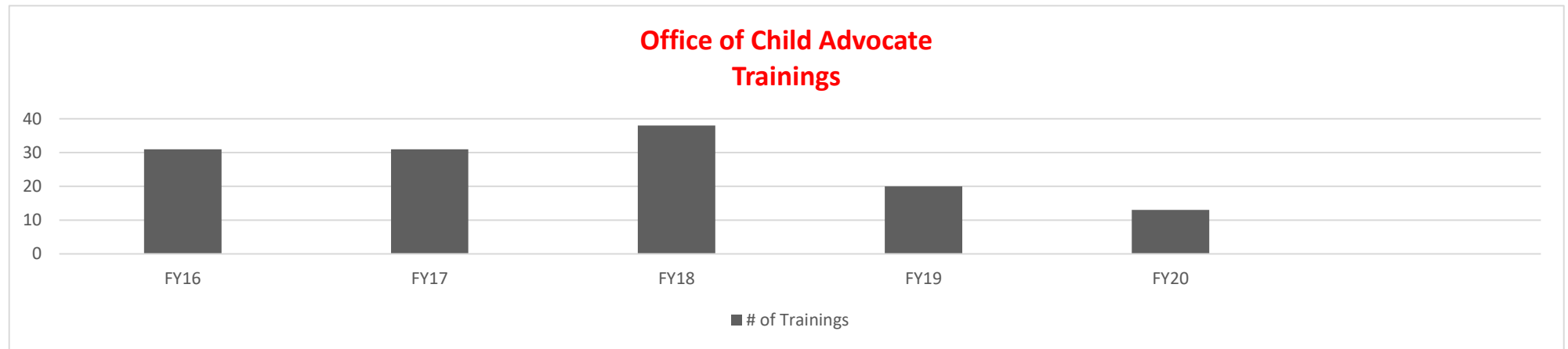
**PROGRAM DESCRIPTION**

**Department** Office of Administration

**HB Section(s):**

**Program Name** Office of Child Advocate

**Program is found in the following core budget(s):**



**2b. Provide a measure(s) of the program's quality.**

Callers to OCA often believe that they are the customer. However, the children of the cases we review are our customers and the children's best interest may run counter to our caller's interest. We are unable to determine the children's satisfaction.

OCA trains citizens and professionals on Stewards of Children's prevention of sexual abuse. Customers of the training are asked to rate their satisfaction on a scale of 1-5 at the completion of training.

**PROGRAM DESCRIPTION**

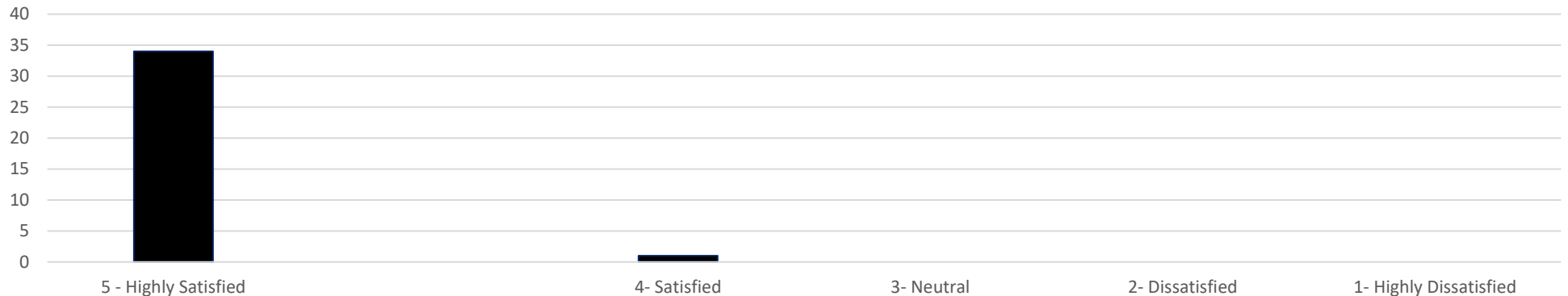
**Department** Office of Administration

**HB Section(s):**

**Program Name** Office of Child Advocate

**Program is found in the following core budget(s):**

**FY 20 Customer Satisfaction**



**2c. Provide a measure(s) of the program's impact.**

**OCA increases the knowledge of the professionals and the general public regarding child welfare in three primary ways:**

1. **OCA has served on the following Task Forces and Work Groups to improve child welfare practice and raise awareness:**
  - Task Force on Human Trafficking
  - Governor's Task Force on the Prevention of Sexual Abuse of Children
  - Missouri Task Force on Children's Justice
  - Child Fatality Review Program, state panel
  - Missouri State Foster Care and Adoption Board
  - Missouri State Juvenile Justice Advisory Board
  - Missouri Alliance for Children and Families Specialized Case Management Advisory Board
  - Child Support Guidelines Review Subcommittee of the Family Court Committee
2. **OCA trains citizens and professionals on Stewards of Children. This training empowers adults to identify and prevent child abuse. Those being trained take a pre-test indicating their knowledge on the subject and then a post-test to signify how much they have learned. The chart below indicates the percentage of increased knowledge.**

## PROGRAM DESCRIPTION

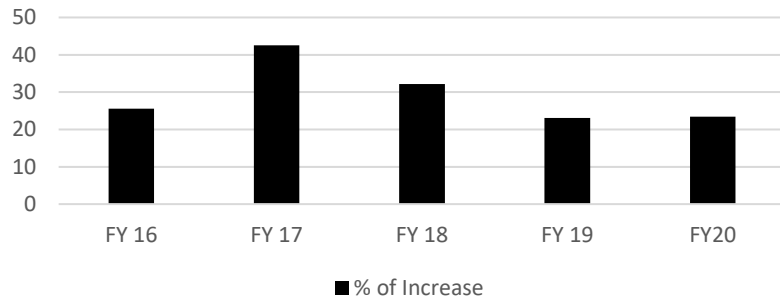
Department Office of Administration

HB Section(s):

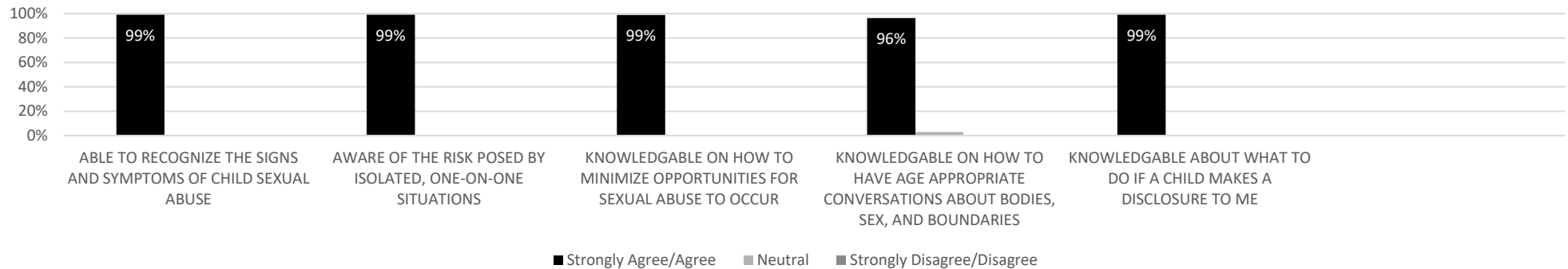
Program Name Office of Child Advocate

Program is found in the following core budget(s):

### Stewards of Children Training % of Increased Knowledge



### Stewards of Children Training Attendees Assessment of Training Knowledge



## PROGRAM DESCRIPTION

**Department** Office of Administration

**HB Section(s):**

**Program Name** Office of Child Advocate

**Program is found in the following core budget(s):**

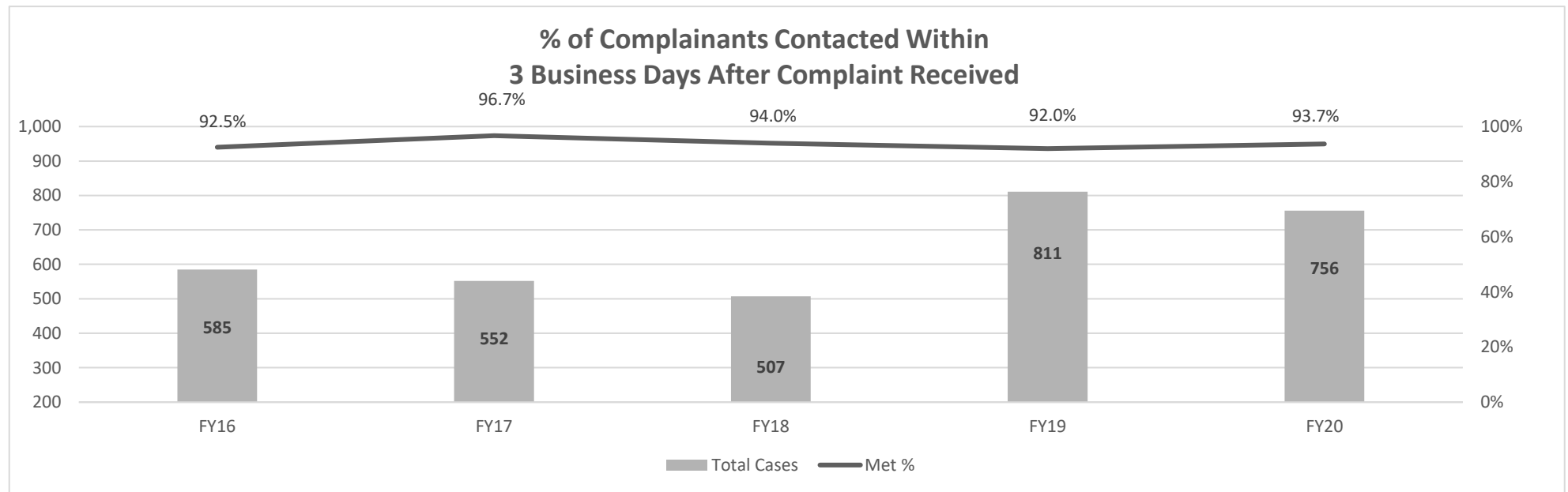
**3. Additional activities to increase the knowledge of families and citizens:**

- Event displays at state conferences
- OCA website
- Speaking engagements to various groups and organizations
- Report distribution

COVID-19 dramatically reduced the number of events and speaking engagements. OCA plans to resume the number of events and speaking engagements based on guidance from local public health officials in FY21.

**2d. Provide a measure(s) of the program's efficiency.**

- 1. Percent of complainants contacted within three business days after complaint received. Case files will be initially reviewed and complainants will be notified of a determination if a full review will be opened.**



- 2. Percent of cases completed within 45 business days of receiving complaint.**

**PROGRAM DESCRIPTION**

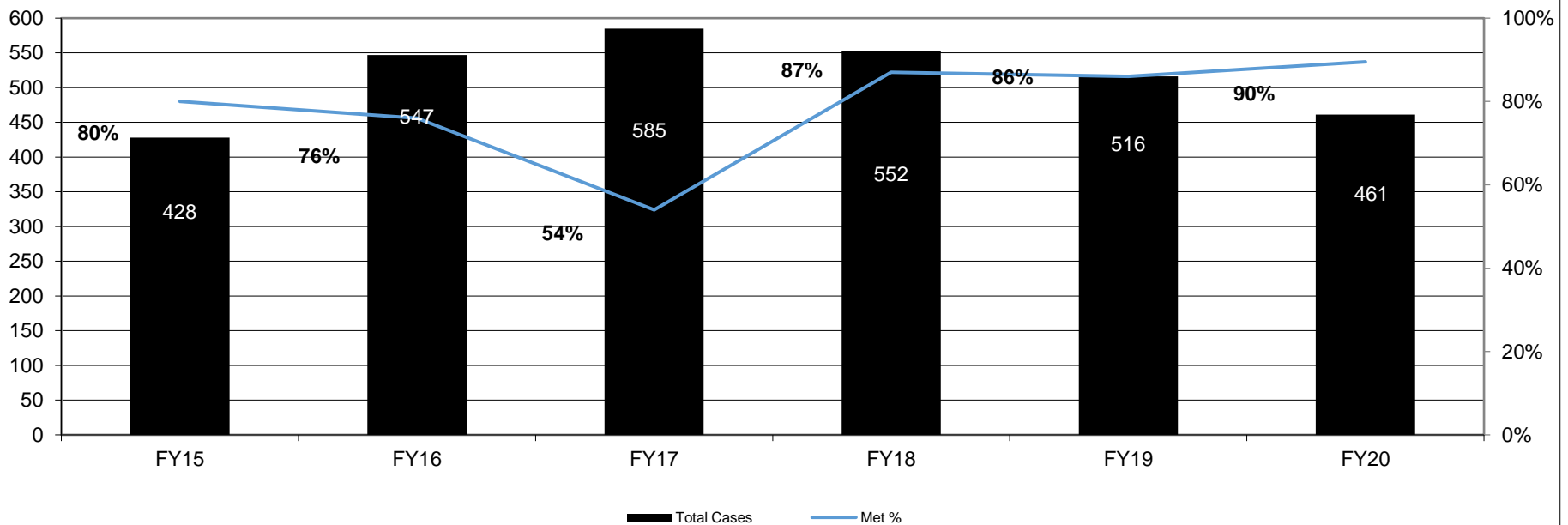
Department Office of Administration

HB Section(s):

Program Name Office of Child Advocate

Program is found in the following core budget(s):

**% of Alternative Care and Services Case Reviews Completed Within  
45 Business Days After Receiving Complaint**



**3. Percent of Unsubstantiated and assessment hotline report reviews completed within 45 business days of report.**

**PROGRAM DESCRIPTION**

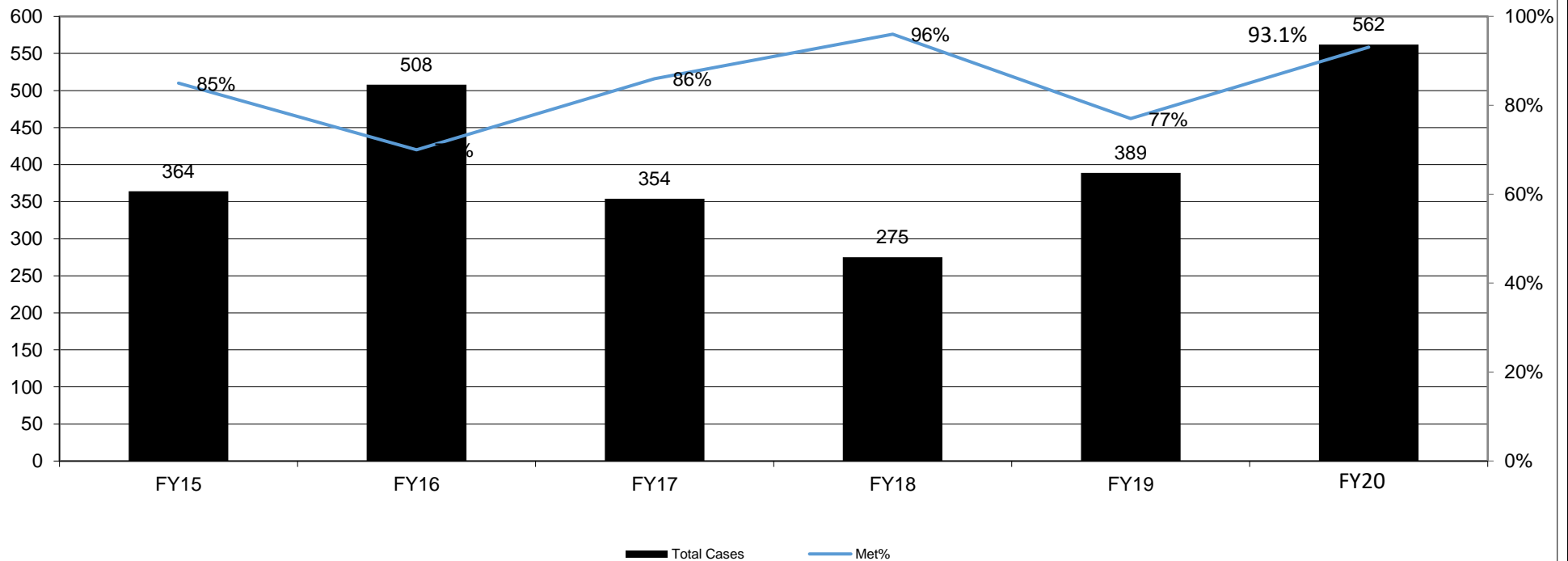
**Department** Office of Administration

**HB Section(s):**

**Program Name** Office of Child Advocate

**Program is found in the following core budget(s):**

**% of Unsubstantiated Hotline and Assessment Report Reviews  
Completed Within 45 Business Days of Report**



## PROGRAM DESCRIPTION

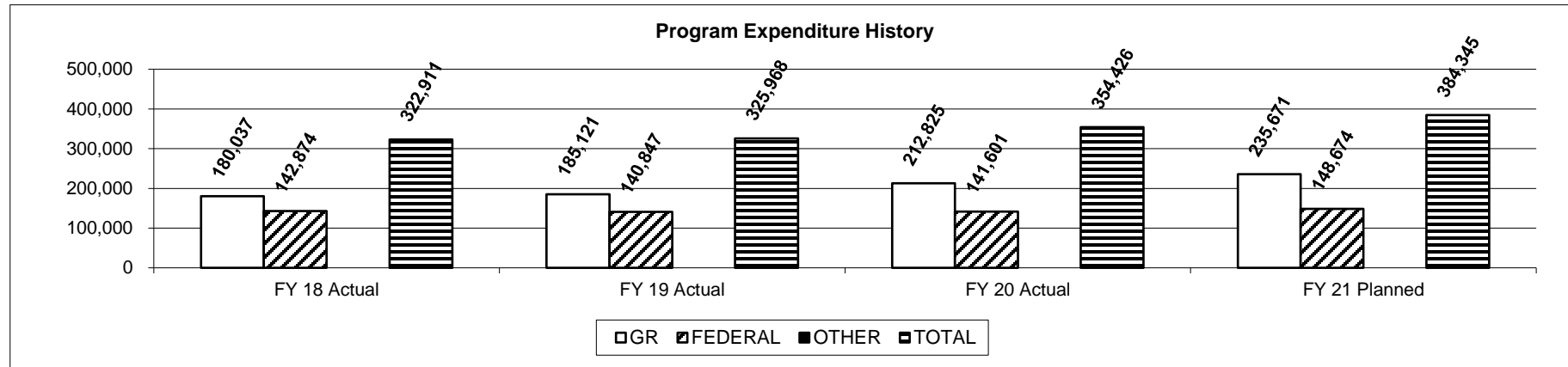
Department Office of Administration

HB Section(s):

Program Name Office of Child Advocate

Program is found in the following core budget(s):

3. Provide actual expenditures for the prior three fiscal years and planned expenditures for the current fiscal year. (Note: Amounts do not include fringe benefit costs.)



4. What are the sources of the "Other" funds? N/A

5. What is the authorization for this program, i.e., federal or state statute, etc.? (Include the federal program number, if applicable.)  
Section 37.700-37.730, 160.262, and 210.145 RSMO

6. Are there federal matching requirements? If yes, please explain.

No

7. Is this a federally mandated program? If yes, please explain.

No





## CORE DECISION ITEM

<b>Department - Office of Administration</b>	<b>Budget Unit</b> <u>31315</u>
<b>Division - Assigned Programs</b>	
<b>Core - Children's Trust Fund</b>	<b>HB Section</b> <u>5.160</u>

### 1. CORE FINANCIAL SUMMARY

FY 2022 Budget Request					FY 2022 Governor's Recommendation				
	GR	Federal	Other	Total		GR	Federal	Other	Total
<b>PS</b>	0	0	292,607	292,607	<b>PS</b>	0	0	292,607	292,607
<b>EE</b>	0	0	111,647	111,647	<b>EE</b>	0	0	111,647	111,647
<b>PSD</b>	0	0	1,000	1,000	<b>PSD</b>	0	0	1,000	1,000
<b>TRF</b>	0	0	0	0	<b>TRF</b>	0	0	0	0
<b>Total</b>	<b>0</b>	<b>0</b>	<b>405,254</b>	<b>405,254</b>	<b>Total</b>	<b>0</b>	<b>0</b>	<b>405,254</b>	<b>405,254</b>
<b>FTE</b>	<b>0.00</b>	<b>0.00</b>	<b>5.00</b>	<b>5.00</b>	<b>FTE</b>	<b>0.00</b>	<b>0.00</b>	<b>5.00</b>	<b>5.00</b>

<b>Est. Fringe</b>	0	0	167,151	167,151
--------------------	---	---	---------	---------

*Note: Fringes budgeted in House Bill 5 except for certain fringes budgeted directly to MoDOT, Highway Patrol, and Conservation.*

Other Funds:

<b>Est. Fringe</b>	0	0	167,151	96,911
--------------------	---	---	---------	--------

*Note: Fringes budgeted in House Bill 5 except for certain fringes budgeted directly to MoDOT, Highway Patrol, and Conservation.*

Other Funds:

### 2. CORE DESCRIPTION

The Children's Trust Fund (CTF) is a quasi-governmental organization with a 501 c(3) designation that works to prevent child abuse and neglect through grant distribution, public education, awareness, and training. CTF was established by state statute in 1983 as a public-private partnership governed by a 17-member Board of Directors, including two members of the House of Representatives and two members of the Senate. Unique in its origin and mission, CTF is the only state agency to receive non-general revenue funding for the specific purpose of child abuse and neglect prevention. Funding is obtained from dedicated fees on marriage licenses and vital records, voluntary contributions designated on Missouri state income tax returns, sales of the specialty CTF prevent child abuse license plate, general donations, interest income from the Fund, and other grants. CTF funded programs include home visiting services for high risk families, child sexual abuse prevention/education, child fatality prevention, including distribution of cribs and safe sleep education, capacity-building for child abuse prevention agencies, crisis nurseries and professional development opportunities for prevention practitioners in Missouri.

### 3. PROGRAM LISTING (list programs included in this core funding)

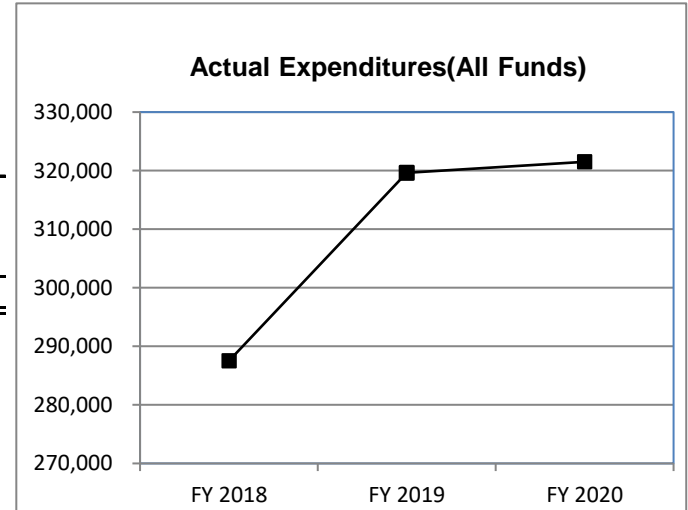
Prevention of child abuse and neglect.

# **CORE DECISION ITEM**

<b>Department - Office of Administration</b>	<b>Budget Unit</b> <u>31315</u>
<b>Division - Assigned Programs</b>	
<b>Core - Children's Trust Fund</b>	<b>HB Section</b> <u>5.160</u>

## **4. FINANCIAL HISTORY**

	<b>FY 2018 Actual</b>	<b>FY 2019 Actual</b>	<b>FY 2020 Actual</b>	<b>FY 2021 Current Yr.</b>
Appropriation (All Funds)	335,088	394,358	400,438	405,254
Less Reverted (All Funds)	0	0	0	0
Less Restricted (All Funds)*	0	0	0	0
Budget Authority (All Funds)	335,088	394,358	400,438	405,254
Actual Expenditures(All Funds)	287,518	319,629	321,504	N/A
Unexpended (All Funds)	47,570	74,729	78,934	N/A
Unexpended, by Fund:				
General Revenue	0	0	0	N/A
Federal	0	0	0	N/A
Other	47,570	74,729	78,934	N/A



\*Current Year restricted amount is as of \_\_\_\_.

Reverted includes the statutory three percent reserve (when applicable).

Restricted includes any Governor's expenditure restriction which remained at the end of the fiscal year (when applicable).

### **NOTES:**

Not subject to Governor's restriction. No General Revenue.

**CORE RECONCILIATION DETAIL**

**STATE  
CHILDREN'S TRUST FUND - OPER**

**5. CORE RECONCILIATION DETAIL**

	<b>Budget Class</b>	<b>FTE</b>	<b>GR</b>	<b>Federal</b>	<b>Other</b>	<b>Total</b>	<b>Explanation</b>
<b>TAFP AFTER VETOES</b>							
	PS	5.00	0	0	292,607	292,607	
	EE	0.00	0	0	111,647	111,647	
	PD	0.00	0	0	1,000	1,000	
	<b>Total</b>	<b>5.00</b>	<b>0</b>	<b>0</b>	<b>405,254</b>	<b>405,254</b>	
<b>DEPARTMENT CORE REQUEST</b>							
	PS	5.00	0	0	292,607	292,607	
	EE	0.00	0	0	111,647	111,647	
	PD	0.00	0	0	1,000	1,000	
	<b>Total</b>	<b>5.00</b>	<b>0</b>	<b>0</b>	<b>405,254</b>	<b>405,254</b>	
<b>GOVERNOR'S RECOMMENDED CORE</b>							
	PS	5.00	0	0	292,607	292,607	
	EE	0.00	0	0	111,647	111,647	
	PD	0.00	0	0	1,000	1,000	
	<b>Total</b>	<b>5.00</b>	<b>0</b>	<b>0</b>	<b>405,254</b>	<b>405,254</b>	

## DECISION ITEM SUMMARY

Budget Unit									
Decision Item	FY 2020	FY 2020	FY 2021	FY 2021	FY 2022	FY 2022	FY 2022	FY 2022	FY 2022
Budget Object Summary	ACTUAL	ACTUAL	BUDGET	BUDGET	DEPT REQ	DEPT REQ	GOV REC	GOV REC	GOV REC
Fund	DOLLAR	FTE	DOLLAR	FTE	DOLLAR	FTE	DOLLAR	FTE	FTE
<b>CHILDREN'S TRUST FUND - OPER</b>									
<b>CORE</b>									
PERSONAL SERVICES									
CHILDREN'S TRUST	284,406	5.00	292,607	5.00	292,607	5.00	292,607	5.00	5.00
TOTAL - PS	284,406	5.00	292,607	5.00	292,607	5.00	292,607	5.00	5.00
EXPENSE & EQUIPMENT									
CHILDREN'S TRUST	37,098	0.00	111,647	0.00	111,647	0.00	111,647	0.00	0.00
TOTAL - EE	37,098	0.00	111,647	0.00	111,647	0.00	111,647	0.00	0.00
PROGRAM-SPECIFIC									
CHILDREN'S TRUST	0	0.00	1,000	0.00	1,000	0.00	1,000	0.00	0.00
TOTAL - PD	0	0.00	1,000	0.00	1,000	0.00	1,000	0.00	0.00
<b>TOTAL</b>	<b>321,504</b>	<b>5.00</b>	<b>405,254</b>	<b>5.00</b>	<b>405,254</b>	<b>5.00</b>	<b>405,254</b>	<b>5.00</b>	<b>5.00</b>
<b>Pay Plan - 0000012</b>									
PERSONAL SERVICES									
CHILDREN'S TRUST	0	0.00	0	0.00	0	0.00	2,927	0.00	0.00
TOTAL - PS	0	0.00	0	0.00	0	0.00	2,927	0.00	0.00
<b>TOTAL</b>	<b>0</b>	<b>0.00</b>	<b>0</b>	<b>0.00</b>	<b>0</b>	<b>0.00</b>	<b>2,927</b>	<b>0.00</b>	<b>0.00</b>
<b>GRAND TOTAL</b>	<b>\$321,504</b>	<b>5.00</b>	<b>\$405,254</b>	<b>5.00</b>	<b>\$405,254</b>	<b>5.00</b>	<b>\$408,181</b>	<b>5.00</b>	<b>5.00</b>

1/22/21 9:37

im\_disummary

## FLEXIBILITY REQUEST FORM

<b>BUDGET UNIT NUMBER:</b> 31315C <b>BUDGET UNIT NAME:</b> Children's Trust Fund <b>HOUSE BILL SECTION:</b> 5.160	<b>DEPARTMENT:</b> Office of Administration  <b>DIVISION:</b> Assigned Programs
<b>1. Provide the amount by fund of personal service flexibility and the amount by fund of expense and equipment flexibility you are requesting in dollar and percentage terms and explain why the flexibility is needed. If flexibility is being requested among divisions, provide the amount by fund of flexibility you are requesting in dollar and percentage terms and explain why the flexibility is needed.</b>	
<b>DEPARTMENT REQUEST</b>	
The Children's Trust Fund requests 5% flexibility between Personal Services and Expense & Equipment funds. The flexibility will allow the Children's Trust Fund to manage the limited appropriations effectively and efficiently.	
<b>2. Estimate how much flexibility will be used for the budget year. How much flexibility was used in the Prior Year Budget and the Current Year Budget? Please specify the amount.</b>	
<b>PRIOR YEAR ACTUAL AMOUNT OF FLEXIBILITY USED</b>	<b>CURRENT YEAR ESTIMATED AMOUNT OF FLEXIBILITY THAT WILL BE USED</b>
\$0.00	unknown
<b>BUDGET REQUEST ESTIMATED AMOUNT OF FLEXIBILITY THAT WILL BE USED</b>	
unknown	
<b>3. Please explain how flexibility was used in the prior and/or current years.</b>	
<b>PRIOR YEAR EXPLAIN ACTUAL USE</b>	<b>CURRENT YEAR EXPLAIN PLANNED USE</b>
N/A	Flexibility would be used to effectively and efficiently manage limited resources needed for PS or EE expenditures

# DECISION ITEM DETAIL

Budget Unit	FY 2020	FY 2020	FY 2021	FY 2021	FY 2022	FY 2022	FY 2022	FY 2022
Decision Item	ACTUAL	ACTUAL	BUDGET	BUDGET	DEPT REQ	DEPT REQ	GOV REC	GOV REC
Budget Object Class	DOLLAR	FTE	DOLLAR	FTE	DOLLAR	FTE	DOLLAR	FTE
<b>CHILDREN'S TRUST FUND - OPER</b>								
<b>CORE</b>								
SR OFFICE SUPPORT ASSISTANT	31,097	1.00	31,787	1.00	0	0.00	0	0.00
PUBLIC INFORMATION COOR	53,941	1.00	55,001	1.00	0	0.00	0	0.00
PLANNER I	49,236	1.00	51,073	1.00	0	0.00	0	0.00
PLANNER III	64,126	1.00	65,452	1.00	0	0.00	0	0.00
PRINCIPAL ASST BOARD/COMMISSON	86,006	1.00	89,294	1.00	89,294	1.00	89,294	1.00
ADMIN SUPPORT ASSISTANT	0	0.00	0	0.00	31,787	1.00	31,787	1.00
PROGRAM ASSISTANT	0	0.00	0	0.00	0	0.00	0	0.00
PUBLIC RELATIONS COORDINATOR	0	0.00	0	0.00	55,001	1.00	55,001	1.00
AGENCY BUDGET ANALYST	0	0.00	0	0.00	51,073	1.00	51,073	1.00
GRANTS SPECIALIST	0	0.00	0	0.00	65,452	1.00	65,452	1.00
<b>TOTAL - PS</b>	<b>284,406</b>	<b>5.00</b>	<b>292,607</b>	<b>5.00</b>	<b>292,607</b>	<b>5.00</b>	<b>292,607</b>	<b>5.00</b>
TRAVEL, IN-STATE	3,407	0.00	10,761	0.00	10,761	0.00	10,761	0.00
TRAVEL, OUT-OF-STATE	2,090	0.00	12,044	0.00	12,044	0.00	12,044	0.00
SUPPLIES	3,897	0.00	12,000	0.00	8,000	0.00	8,000	0.00
PROFESSIONAL DEVELOPMENT	6,716	0.00	10,000	0.00	10,000	0.00	10,000	0.00
COMMUNICATION SERV & SUPP	1,504	0.00	6,189	0.00	6,189	0.00	6,189	0.00
PROFESSIONAL SERVICES	10,391	0.00	24,553	0.00	28,553	0.00	28,553	0.00
M&R SERVICES	233	0.00	2,500	0.00	2,500	0.00	2,500	0.00
OFFICE EQUIPMENT	5,382	0.00	15,000	0.00	15,000	0.00	15,000	0.00
OTHER EQUIPMENT	1,118	0.00	3,100	0.00	3,100	0.00	3,100	0.00
BUILDING LEASE PAYMENTS	895	0.00	4,500	0.00	4,500	0.00	4,500	0.00
EQUIPMENT RENTALS & LEASES	0	0.00	3,000	0.00	3,000	0.00	3,000	0.00
MISCELLANEOUS EXPENSES	1,465	0.00	8,000	0.00	8,000	0.00	8,000	0.00
<b>TOTAL - EE</b>	<b>37,098</b>	<b>0.00</b>	<b>111,647</b>	<b>0.00</b>	<b>111,647</b>	<b>0.00</b>	<b>111,647</b>	<b>0.00</b>
REFUNDS	0	0.00	1,000	0.00	1,000	0.00	1,000	0.00
<b>TOTAL - PD</b>	<b>0</b>	<b>0.00</b>	<b>1,000</b>	<b>0.00</b>	<b>1,000</b>	<b>0.00</b>	<b>1,000</b>	<b>0.00</b>
<b>GRAND TOTAL</b>	<b>\$321,504</b>	<b>5.00</b>	<b>\$405,254</b>	<b>5.00</b>	<b>\$405,254</b>	<b>5.00</b>	<b>\$405,254</b>	<b>5.00</b>
<b>GENERAL REVENUE</b>	<b>\$0</b>	<b>0.00</b>	<b>\$0</b>	<b>0.00</b>	<b>\$0</b>	<b>0.00</b>	<b>\$0</b>	<b>0.00</b>
<b>FEDERAL FUNDS</b>	<b>\$0</b>	<b>0.00</b>	<b>\$0</b>	<b>0.00</b>	<b>\$0</b>	<b>0.00</b>	<b>\$0</b>	<b>0.00</b>
<b>OTHER FUNDS</b>	<b>\$321,504</b>	<b>5.00</b>	<b>\$405,254</b>	<b>5.00</b>	<b>\$405,254</b>	<b>5.00</b>	<b>\$405,254</b>	<b>5.00</b>





## CORE DECISION ITEM

Department - Office of Administration	Budget Unit	31316
Division - Assigned Programs		
Core - CTF Program Distribution	HB Section	5.160

### 1. CORE FINANCIAL SUMMARY

	FY 2022 Budget Request			
	GR	Federal	Other	Total
PS	0	0	0	0
EE	0	0	700,000	700,000
PSD	0	0	2,100,000	2,100,000
TRF	0	0	0	0
<b>Total</b>	<b>0</b>	<b>0</b>	<b>2,800,000</b>	<b>2,800,000</b>
<b>FTE</b>	<b>0.00</b>	<b>0.00</b>	<b>0.00</b>	<b>0.00</b>

<b>Est. Fringe</b>	0	0	0	0
<i>Note: Fringes budgeted in House Bill 5 except for certain fringes budgeted directly to MoDOT, Highway Patrol, and Conservation.</i>				

Other Funds: Children's Trust Fund (0694)

	FY 2022 Governor's Recommendation			
	GR	Federal	Other	Total
PS	0	0	0	0
EE	0	0	700,000	700,000
PSD	0	0	2,100,000	2,100,000
TRF	0	0	0	0
<b>Total</b>	<b>0</b>	<b>0</b>	<b>2,800,000</b>	<b>2,800,000</b>
<b>FTE</b>	<b>0.00</b>	<b>0.00</b>	<b>0.00</b>	<b>0.00</b>

<b>Est. Fringe</b>	0	0	0	0
<i>Note: Fringes budgeted in House Bill 5 except for certain fringes budgeted directly to MoDOT, Highway Patrol, and Conservation.</i>				

Other Funds:

### 2. CORE DESCRIPTION

The Children's Trust Fund works to reduce child abuse and neglect by funding local community-based interventions that strengthen families and decrease risk factors associated with abuse. CTF also works to educate Missourians on how to prevent child abuse and neglect.

### 3. PROGRAM LISTING (list programs included in this core funding)

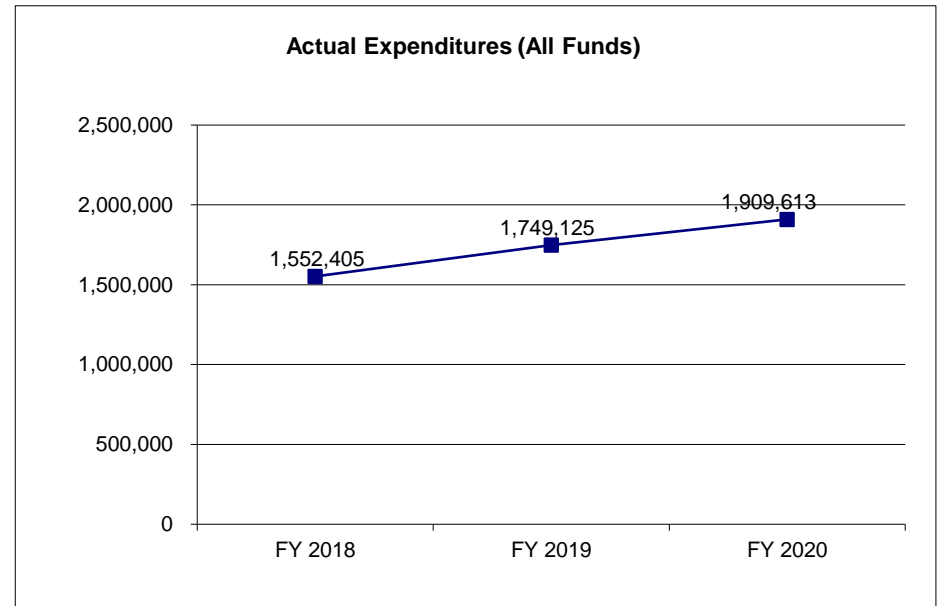
Prevention of child abuse and neglect and strengthening families through grant distribution, education, public awareness and partnerships.

# **CORE DECISION ITEM**

<b>Department - Office of Administration</b>	<b>Budget Unit</b> <u>31316</u>
<b>Division - Assigned Programs</b>	
<b>Core - CTF Program Distribution</b>	<b>HB Section</b> <u>5.160</u>

## **4. FINANCIAL HISTORY**

	<b>FY 2018 Actual</b>	<b>FY 2019 Actual</b>	<b>FY 2020 Actual</b>	<b>FY 2021 Current Yr.</b>
Appropriation (All Funds)	2,800,000	2,800,000	2,800,000	2,800,000
Less Reverted (All Funds)	0	0	0	0
Less Restricted (All Funds)*	0	0	0	0
Budget Authority (All Funds)	2,800,000	2,800,000	2,800,000	2,800,000
Actual Expenditures (All Funds)	1,552,405	1,749,125	1,909,613	N/A
Unexpended (All Funds)	1,247,595	1,050,875	890,387	N/A
Unexpended, by Fund:				
General Revenue	0	0	0	N/A
Federal	0	0	0	N/A
Other	1,247,595	1,050,875	890,387	N/A



\*Current Year restricted amount is as of \_\_\_\_\_.

Reverted includes the statutory three percent reserve amount (when applicable).

Restricted includes any Governor's expenditure restrictions which remained at the end of the fiscal year (when applicable).

### **NOTES:**

Non-GR

## CORE RECONCILIATION DETAIL

STATE  
CTF-PROGRAM

### 5. CORE RECONCILIATION DETAIL

				Budget Class	FTE	GR	Federal	Other	Total	Explanation
<b>TAFP AFTER VETOES</b>				PD	0.00	0	0	2,800,000	2,800,000	
				<b>Total</b>	<b>0.00</b>	<b>0</b>	<b>0</b>	<b>2,800,000</b>	<b>2,800,000</b>	
<b>DEPARTMENT CORE ADJUSTMENTS</b>										
Core Reallocation	621	4998	EE		0.00	0	0	700,000	700,000	This section is used to pay for program specific E&E in addition to Program Distributions. CTF Program specific E&E is paid out of several different budget object classes each year.
Core Reallocation	621	4998	PD		0.00	0	0	(700,000)	(700,000)	
<b>NET DEPARTMENT CHANGES</b>					<b>0.00</b>	<b>0</b>	<b>0</b>	<b>0</b>	<b>0</b>	
<b>DEPARTMENT CORE REQUEST</b>				EE	0.00	0	0	700,000	700,000	
				PD	0.00	0	0	2,100,000	2,100,000	
				<b>Total</b>	<b>0.00</b>	<b>0</b>	<b>0</b>	<b>2,800,000</b>	<b>2,800,000</b>	
<b>GOVERNOR'S RECOMMENDED CORE</b>				EE	0.00	0	0	700,000	700,000	
				PD	0.00	0	0	2,100,000	2,100,000	
				<b>Total</b>	<b>0.00</b>	<b>0</b>	<b>0</b>	<b>2,800,000</b>	<b>2,800,000</b>	

## DECISION ITEM SUMMARY

Budget Unit									
Decision Item	FY 2020	FY 2020	FY 2021	FY 2021	FY 2022	FY 2022	FY 2022	FY 2022	
Budget Object Summary	ACTUAL	ACTUAL	BUDGET	BUDGET	DEPT REQ	DEPT REQ	GOV REC	GOV REC	
Fund	DOLLAR	FTE	DOLLAR	FTE	DOLLAR	FTE	DOLLAR	FTE	
<b>CTF-PROGRAM</b>									
<b>CORE</b>									
EXPENSE & EQUIPMENT									
CHILDREN'S TRUST	280,115	0.00	0	0.00	700,000	0.00	700,000	0.00	
TOTAL - EE	280,115	0.00	0	0.00	700,000	0.00	700,000	0.00	
PROGRAM-SPECIFIC									
CHILDREN'S TRUST	1,629,498	0.00	2,800,000	0.00	2,100,000	0.00	2,100,000	0.00	
TOTAL - PD	1,629,498	0.00	2,800,000	0.00	2,100,000	0.00	2,100,000	0.00	
<b>TOTAL</b>	<b>1,909,613</b>	<b>0.00</b>	<b>2,800,000</b>	<b>0.00</b>	<b>2,800,000</b>	<b>0.00</b>	<b>2,800,000</b>	<b>0.00</b>	
<b>CTF Authority Increase CTC - 1300006</b>									
PROGRAM-SPECIFIC									
CHILDREN'S TRUST	0	0.00	0	0.00	500,000	0.00	500,000	0.00	
TOTAL - PD	0	0.00	0	0.00	500,000	0.00	500,000	0.00	
<b>TOTAL</b>	<b>0</b>	<b>0.00</b>	<b>0</b>	<b>0.00</b>	<b>500,000</b>	<b>0.00</b>	<b>500,000</b>	<b>0.00</b>	
<b>GRAND TOTAL</b>	<b>\$1,909,613</b>	<b>0.00</b>	<b>\$2,800,000</b>	<b>0.00</b>	<b>\$3,300,000</b>	<b>0.00</b>	<b>\$3,300,000</b>	<b>0.00</b>	

1/22/21 9:37

im\_disummary

## FLEXIBILITY REQUEST FORM

<b>BUDGET UNIT NUMBER:</b> 31316C <b>BUDGET UNIT NAME:</b> <b>HOUSE BILL SECTION:</b> 5.160	<b>DEPARTMENT:</b> Office of Administration <b>DIVISION:</b> CTF - Assigned Programs
---	---

**1. Provide the amount by fund of personal service flexibility and the amount by fund of expense and equipment flexibility you are requesting in dollar and percentage terms and explain why the flexibility is needed. If flexibility is being requested among divisions, provide the amount by fund of flexibility you are requesting in dollar and percentage terms and explain why the flexibility is needed.**

### DEPARTMENT REQUEST

Children's Trust Fund (CTF) requests 100% flexibility between CTF Program Distribution appropriations 5608 (Program Distributions dedicated to Grantee Payments) and 4998 (Program Distributions dedicated to Program E&E). These two appropriations codes are used solely for expenditures directly related to services that prevent child abuse and neglect. The flexibility would allow the Board of Directors to more effectively respond to emerging needs, like COVID-19 or other environmental threats to children's safety, by being able to re-allocate planned E&E expenditures to direct services in Missouri communities when needed.

**2. Estimate how much flexibility will be used for the budget year. How much flexibility was used in the Prior Year Budget and the Current Year Budget? Please specify the amount.**

PRIOR YEAR ACTUAL AMOUNT OF FLEXIBILITY USED	CURRENT YEAR ESTIMATED AMOUNT OF FLEXIBILITY THAT WILL BE USED	BUDGET REQUEST ESTIMATED AMOUNT OF FLEXIBILITY THAT WILL BE USED
\$0	\$0	100% flexibility is being requested for FY 2022.

**3. Please explain how flexibility was used in the prior and/or current years.**

PRIOR YEAR EXPLAIN ACTUAL USE	CURRENT YEAR EXPLAIN PLANNED USE
In FY19 Budget & Planning requested that CTF split out Program Distribution into two appropriations, one of Grantee payments, and one for Program E&E in order to better track expenses. CTF was told that 100% flexibility would be granted between the two appropriations since both appropriations are Program funds. However, that language was never added to the budget bill. This request is to correct that oversight.	No flexibility is currently available to be used.

# DECISION ITEM DETAIL

Budget Unit	FY 2020	FY 2020	FY 2021	FY 2021	FY 2022	FY 2022	FY 2022	FY 2022
Decision Item	ACTUAL	ACTUAL	BUDGET	BUDGET	DEPT REQ	DEPT REQ	GOV REC	GOV REC
Budget Object Class	DOLLAR	FTE	DOLLAR	FTE	DOLLAR	FTE	DOLLAR	FTE
<b>CTF-PROGRAM</b>								
<b>CORE</b>								
TRAVEL, IN-STATE	5,111	0.00	0	0.00	5,000	0.00	5,000	0.00
TRAVEL, OUT-OF-STATE	1,091	0.00	0	0.00	1,000	0.00	1,000	0.00
SUPPLIES	429	0.00	0	0.00	450	0.00	450	0.00
PROFESSIONAL SERVICES	253,881	0.00	0	0.00	674,000	0.00	674,000	0.00
M&R SERVICES	251	0.00	0	0.00	100	0.00	100	0.00
OFFICE EQUIPMENT	0	0.00	0	0.00	100	0.00	100	0.00
OTHER EQUIPMENT	4,501	0.00	0	0.00	4,500	0.00	4,500	0.00
BUILDING LEASE PAYMENTS	6,256	0.00	0	0.00	6,250	0.00	6,250	0.00
EQUIPMENT RENTALS & LEASES	702	0.00	0	0.00	700	0.00	700	0.00
MISCELLANEOUS EXPENSES	7,893	0.00	0	0.00	7,900	0.00	7,900	0.00
<b>TOTAL - EE</b>	<b>280,115</b>	<b>0.00</b>	<b>0</b>	<b>0.00</b>	<b>700,000</b>	<b>0.00</b>	<b>700,000</b>	<b>0.00</b>
PROGRAM DISTRIBUTIONS	1,629,498	0.00	2,800,000	0.00	2,100,000	0.00	2,100,000	0.00
<b>TOTAL - PD</b>	<b>1,629,498</b>	<b>0.00</b>	<b>2,800,000</b>	<b>0.00</b>	<b>2,100,000</b>	<b>0.00</b>	<b>2,100,000</b>	<b>0.00</b>
<b>GRAND TOTAL</b>	<b>\$1,909,613</b>	<b>0.00</b>	<b>\$2,800,000</b>	<b>0.00</b>	<b>\$2,800,000</b>	<b>0.00</b>	<b>\$2,800,000</b>	<b>0.00</b>
<b>GENERAL REVENUE</b>	<b>\$0</b>	<b>0.00</b>	<b>\$0</b>	<b>0.00</b>	<b>\$0</b>	<b>0.00</b>	<b>\$0</b>	<b>0.00</b>
<b>FEDERAL FUNDS</b>	<b>\$0</b>	<b>0.00</b>	<b>\$0</b>	<b>0.00</b>	<b>\$0</b>	<b>0.00</b>	<b>\$0</b>	<b>0.00</b>
<b>OTHER FUNDS</b>	<b>\$1,909,613</b>	<b>0.00</b>	<b>\$2,800,000</b>	<b>0.00</b>	<b>\$2,800,000</b>	<b>0.00</b>	<b>\$2,800,000</b>	<b>0.00</b>

## PROGRAM DESCRIPTION

Department - Office of Administration

HB Section(s): 5.160

Program Name - Children's Trust Fund - Prevention of Child Abuse & Neglect

Program is found in the following core budget(s): CTF Operating & CTF Program

**1a. What strategic priority does this program address?**

To Reduce Child Abuse and Neglect.

**1b. What does this program do?**

Funding from the Children's Trust Fund (CTF) provides grants to community-based organizations to prevent child abuse and neglect. In FY21, Children's Trust Fund is providing 75 prevention grants, supporting activities including home visiting services for high risk families, child sexual abuse prevention/education, child fatality prevention, including distribution of cribs and safe sleep education, capacity-building for child abuse prevention agencies, crisis nurseries and professional development opportunities for prevention practitioners in Missouri.

**2a. Provide an activity measure(s) for the program.**

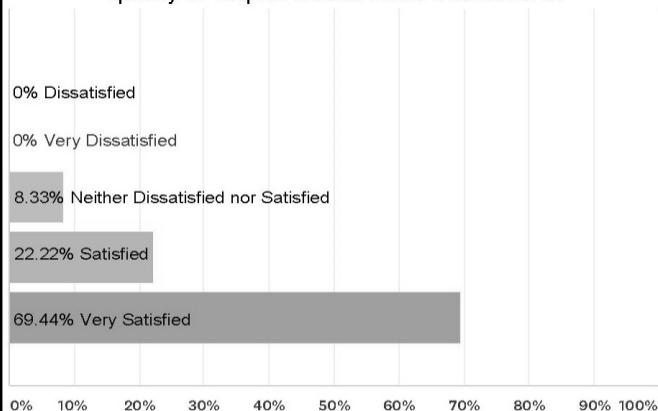
**FY2020 Individuals Served through**

**CTF Prevention Funds**

Adults Served	8,411
Children Served	10,333
Professionals Trained	250

**2b. Provide a measure(s) of the program's quality.**

Thinking about your experience in communicating with CTF grant program staff, please rate your satisfaction with the quality or helpfulness of those interactions.



## PROGRAM DESCRIPTION

Department - Office of Administration

HB Section(s): 5.160

Program Name - Children's Trust Fund - Prevention of Child Abuse & Neglect

Program is found in the following core budget(s): CTF Operating & CTF Program

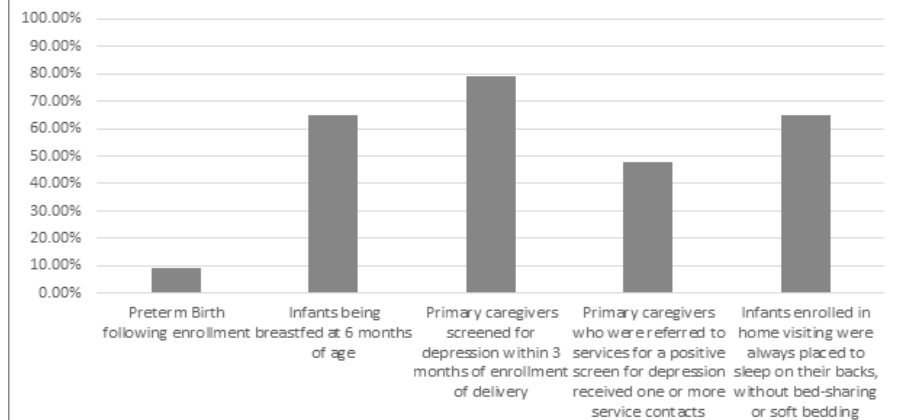
### 2c. Provide a measure(s) of the program's impact.

#### Missouri Department of Social Services Children involved in Child Abuse and Neglect Reports

	Reported Children	Substantiated
FY 2010	83,503	6,055
FY 2011	90,709	6,092
FY 2012	92,593	6,322
FY 2013	91,812	6,066
FY 2014	102,100	6,439
FY 2015	100,625	6,244
FY 2016	106,067	6,302
FY 2017	98,270	5,141
FY 2018	106,090	5,633
FY 2019	89,738	5,225

*\*DSS 2019 Missouri Child Abuse and Neglect Annual report*

Percentage reported among mothers enrolled in CTF-funded home visiting programs





## PROGRAM DESCRIPTION

Department - Office of Administration

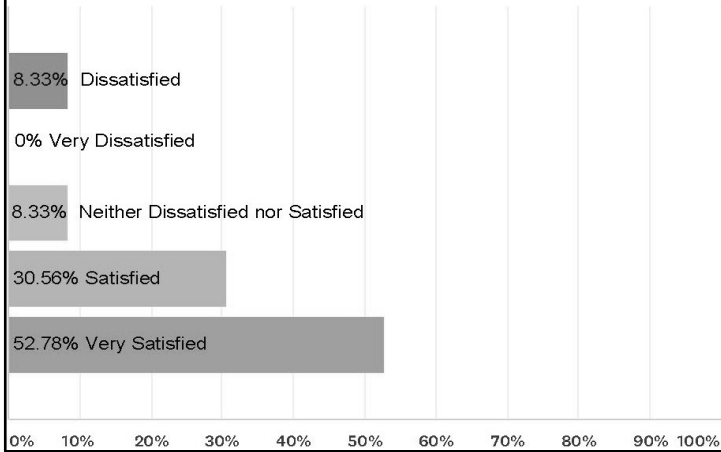
HB Section(s): 5.160

Program Name - Children's Trust Fund - Prevention of Child Abuse & Neglect

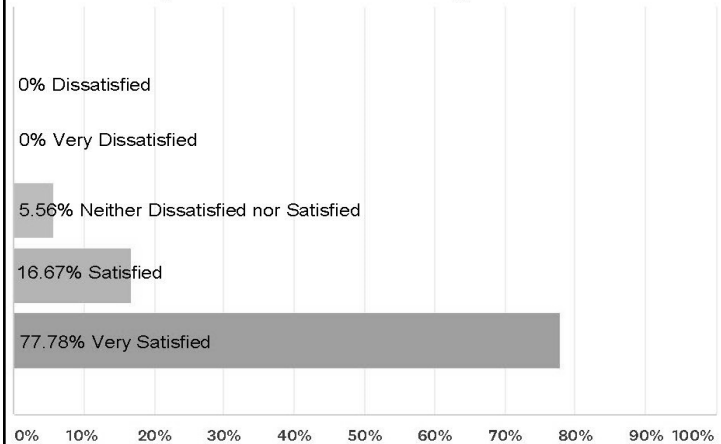
Program is found in the following core budget(s): CTF Operating & CTF Program

### 2d. Provide a measure(s) of the program's efficiency.

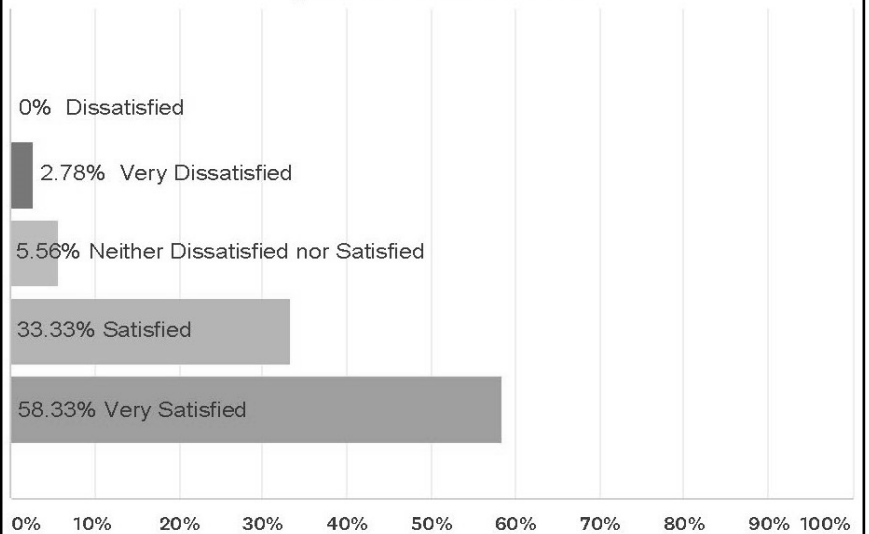
Think about when you've written applications for CTF funding. How would you rate your satisfaction with the overall process from the release of Request for Applications to award notification?



Overall, how would you rate your satisfaction with the professionalism of the CTF grant staff?



Please rate your satisfaction with the overall invoicing process for grant reimbursements.



## PROGRAM DESCRIPTION

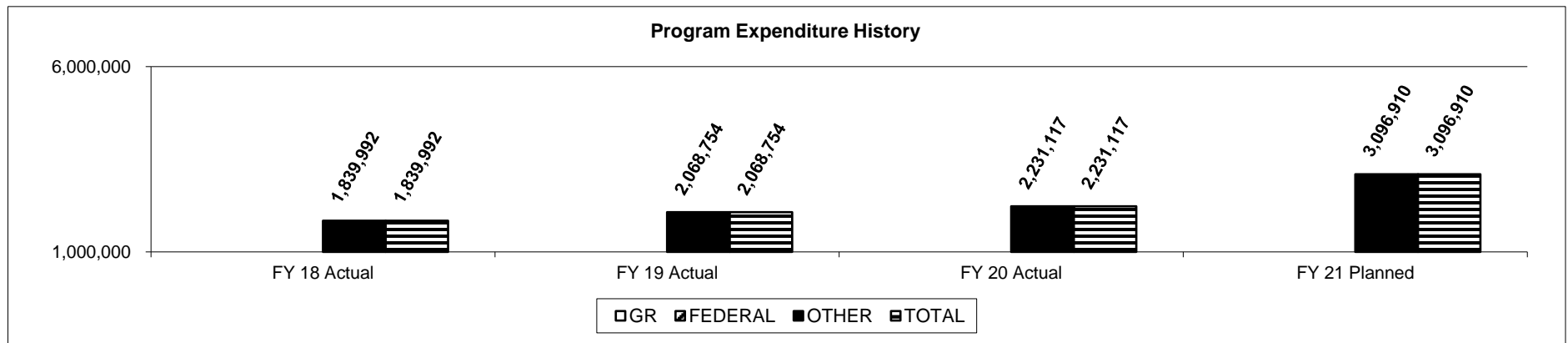
Department - Office of Administration

HB Section(s): 5.160

Program Name - Children's Trust Fund - Prevention of Child Abuse & Neglect

Program is found in the following core budget(s): CTF Operating & CTF Program

3. Provide actual expenditures for the prior three fiscal years and planned expenditures for the current fiscal year. (Note: Amounts do not include fringe benefit costs.)



4. What are the sources of the "Other " funds?

Donations, federal grant, license plate fees, vital record fees, marriage license fees and income tax check-off. Sections 210.173, 143.100, 193.265, 451.151 and 301.463 RSMo

5. What is the authorization for this program, i.e., federal or state statute, etc.? (Include the federal program number, if applicable.)

Section 210.170-210.173, RSMo

6. Are there federal matching requirements? If yes, please explain.

No.

7. Is this a federally mandated program? If yes, please explain.

No.



**NEW DECISION ITEM**  
**RANK:** \_\_\_\_\_ **OF** \_\_\_\_\_

<b>Department - Office of Administration</b>	<b>Budget Unit</b> 31316
<b>Division - Assigned Programs</b>	
<b>DI Name - CTF Authority Increase Cost-to-Continue DI#1300006</b>	<b>HB Section</b> 5.160

**1. AMOUNT OF REQUEST**

	FY 2022 Budget Request			
	GR	Federal	Other	Total
PS	0	0	0	0
EE	0	0	0	0
PSD	0	0	500,000	500,000
TRF	0	0	0	0
<b>Total</b>	<b>0</b>	<b>0</b>	<b>500,000</b>	<b>500,000</b>
<b>FTE</b>	<b>0.00</b>	<b>0.00</b>	<b>0.00</b>	<b>0.00</b>

<b>Est. Fringe</b>	0	0	0	0
--------------------	---	---	---	---

*Note: Fringes budgeted in House Bill 5 except for certain fringes budgeted directly to MoDOT, Highway Patrol, and Conservation.*

Other Funds: Children's Trust Fund (0694)

	FY 2022 Governor's Recommendation			
	GR	Federal	Other	Total
PS	0	0	0	0
EE	0	0	0	0
PSD	0	0	500,000	500,000
TRF	0	0	0	0
<b>Total</b>	<b>0</b>	<b>0</b>	<b>500,000</b>	<b>500,000</b>
<b>FTE</b>	<b>0.00</b>	<b>0.00</b>	<b>0.00</b>	<b>0.00</b>

<b>Est. Fringe</b>	0	0	0	0
--------------------	---	---	---	---

*Note: Fringes budgeted in House Bill 5 except for certain fringes budgeted directly to MoDOT, Highway Patrol, and Conservation.*

Other Funds:

**2. THIS REQUEST CAN BE CATEGORIZED AS:**

<input type="checkbox"/> New Legislation	<input type="checkbox"/> New Program	<input type="checkbox"/> Fund Switch
<input type="checkbox"/> Federal Mandate	<input type="checkbox"/> Program Expansion	<input checked="" type="checkbox"/> Cost to Continue
<input type="checkbox"/> GR Pick-Up	<input type="checkbox"/> Space Request	<input type="checkbox"/> Equipment Replacement
<input type="checkbox"/> Pay Plan	<input type="checkbox"/> Other: _____	

**3. WHY IS THIS FUNDING NEEDED? PROVIDE AN EXPLANATION FOR ITEMS CHECKED IN #2. INCLUDE THE FEDERAL OR STATE STATUTORY OR CONSTITUTIONAL AUTHORIZATION FOR THIS PROGRAM.**

The Children's Trust Fund (CTF) needs additional budget authority in order to expend increased revenues from federal and private sources, to allow additional funding to be expended in response to emerging environmental threats (i.e. COVID-19), as well as anticipated increases in funding from private sources. In Federal Fiscal Year 20, CTF received an increase of approximately \$200,000 in federal Community-Based Child Abuse Prevention funding (CBCAP). CTF is the designated lead agency in Missouri to receive this funding and has administered CBCAP funding for more than twenty years. Additionally, CTF received a two-year \$110,000 grant from the Zero to Three, national non-profit focused on supporting early investment in children. These two additional funding sources pushed CTF's current budget to the limit of its spending authority, preventing the CTF's Board of Directors from being able to release additional funding to support communities in response to economic challenges, and Missouri's children, facing increased risks associated with COVID-19.

**NEW DECISION ITEM**

RANK: \_\_\_\_\_ OF \_\_\_\_\_

<b>Department - Office of Administration</b>	<b>Budget Unit</b>	<u>31316</u>
<b>Division - Assigned Programs</b>		
<b>DI Name - CTF Authority Increase Cost-to-Continue DI#1300006</b>	<b>HB Section</b>	<u>5.160</u>

Additional spending authority would give the Board additional ability to release funding in response to emerging threats to children's safety. Additionally, the CTF Board would like to pursue federal and private funding opportunities to support our mission. Our current spending authority prohibits us from applying for and being able to expend additional funding. Any increases in spending will come from CTF's fund balance or federal or private sources. The statutory authority for the Children's Trust Fund is found in 210.170-210.173, RS Mo.

**4. DESCRIBE THE DETAILED ASSUMPTIONS USED TO DERIVE THE SPECIFIC REQUESTED AMOUNT. (How did you determine that the requested number of FTE were appropriate? From what source or standard did you derive the requested levels of funding? Were alternatives such as outsourcing or automation considered? If based on new legislation, does request tie to TAFP fiscal note? If not, explain why. Detail which portions of the request are one-times and how those amounts were calculated.)**

CTF requested \$250,000 in additional Supplemental authority in FY21 due to increased available funding. This request is the cost-to-continue the Supplemental authority, and includes a request for an additional \$250,000 to provide the CTF with the ability to apply for federal and private funding opportunities. This is not a request for general revenue funding; funds will only be spent if they are received and deemed necessary and impactful by the CTF Board of Directors.

**5. BREAK DOWN THE REQUEST BY BUDGET OBJECT CLASS, JOB CLASS, AND FUND SOURCE. IDENTIFY ONE-TIME COSTS.**

Budget Object Class/Job Class	Dept Req GR DOLLARS	Dept Req GR FTE	Dept Req FED DOLLARS	Dept Req FED FTE	Dept Req OTHER DOLLARS	Dept Req OTHER FTE	Dept Req TOTAL DOLLARS	Dept Req TOTAL FTE	Dept Req One-Time DOLLARS
							0		
							0	0.0	
<b>Total PS</b>	<u>0</u>	<u>0.0</u>	<u>0</u>	<u>0.0</u>	<u>0</u>	<u>0.0</u>	<u>0</u>	<u>0.0</u>	<u>0</u>
							0		
<b>Total EE</b>	<u>0</u>		<u>0</u>		<u>0</u>		<u>0</u>		<u>0</u>
Program Distributions					500,000		500,000		
<b>Total PSD</b>	<u>0</u>		<u>0</u>		<u>500,000</u>		<u>500,000</u>		<u>0</u>
Transfers									
<b>Total TRF</b>	<u>0</u>		<u>0</u>		<u>0</u>		<u>0</u>		<u>0</u>
<b>Grand Total</b>	<u>0</u>	<u>0.0</u>	<u>0</u>	<u>0.0</u>	<u>500,000</u>	<u>0.0</u>	<u>500,000</u>	<u>0.0</u>	<u>0</u>

**NEW DECISION ITEM**

RANK: \_\_\_\_\_ OF \_\_\_\_\_

Department - Office of Administration				Budget Unit		31316			
Division - Assigned Programs									
DI Name - CTF Authority Increase Cost-to-Continue		DI#1300006		HB Section		5.160			
	Gov Rec GR	Gov Rec GR	Gov Rec FED	Gov Rec FED	Gov Rec OTHER	Gov Rec OTHER	Gov Rec TOTAL	Gov Rec TOTAL	Gov Rec One-Time
Budget Object Class/Job Class	DOLLARS	FTE	DOLLARS	FTE	DOLLARS	FTE	DOLLARS	FTE	DOLLARS
							0		
							0	0.0	
Total PS	0	0.0	0	0.0	0	0.0	0	0.0	0
							0		
Total EE	0		0		0		0		0
Program Distributions					500,000		500,000		
Total PSD	0		0		500,000		500,000		0
Transfers									
Total TRF	0		0		0		0		0
Grand Total	0	0.0	0	0.0	500,000	0.0	500,000	0.0	0

**NEW DECISION ITEM**

RANK: \_\_\_\_\_ OF \_\_\_\_\_

Department - Office of Administration	Budget Unit	31316
Division - Assigned Programs		
DI Name - CTF Authority Increase Cost-to-Continue DI#1300006	HB Section	5.160

**6. PERFORMANCE MEASURES (If new decision item has an associated core, separately identify projected performance with & without additional funding.)**

**6a. Provide an activity measure(s) for the program.**

**FY2020 Individuals Served through CTF  
Prevention Funds**

Adults Served	8,411
Children Served	10,333
Professionals Trained	250

**6c. Provide a measure(s) of the program's impact.**

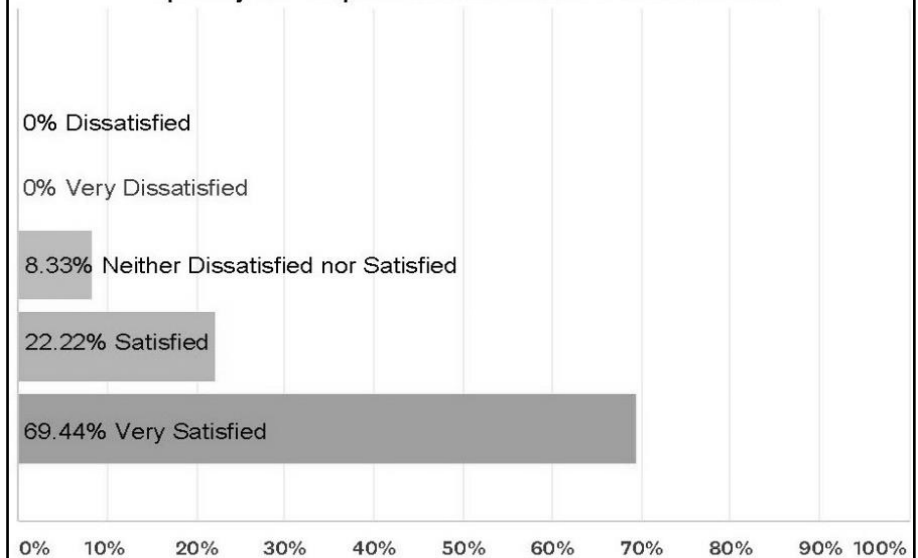
**Missouri Department of Social Services  
Children involved in Child Abuse and Neglect Reports**

	Reported Children	Substantiated
<b>FY 2010</b>	83,503	6,055
<b>FY 2011</b>	90,709	6,092
<b>FY 2012</b>	92,593	6,322
<b>FY 2013</b>	91,812	6,066
<b>FY 2014</b>	102,100	6,439
<b>FY 2015</b>	100,625	6,244
<b>FY 2016</b>	106,067	6,302
<b>FY 2017</b>	98,270	5,141
<b>FY 2018</b>	106,090	5,633
<b>FY 2019</b>	89,738	5,225

*\*DSS 2019 Missouri Child Abuse and Neglect Annual report*

**6b. Provide a measure(s) of the program's quality.**

Thinking about your experience in communicating with CTF grant program staff, please rate your satisfaction with the quality or helpfulness of those interactions.



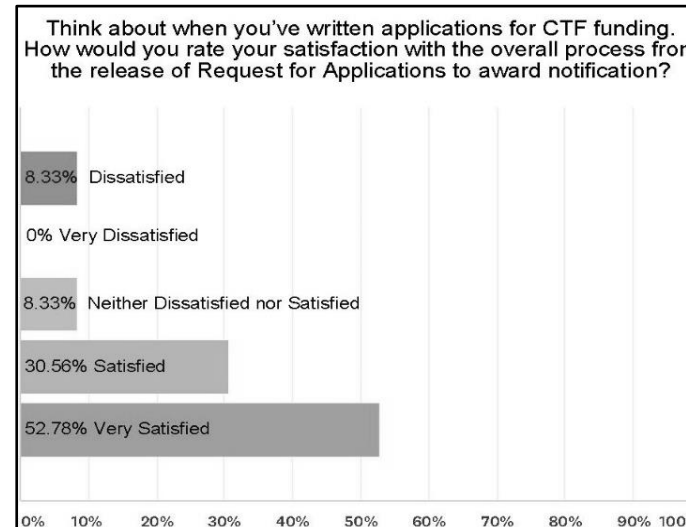
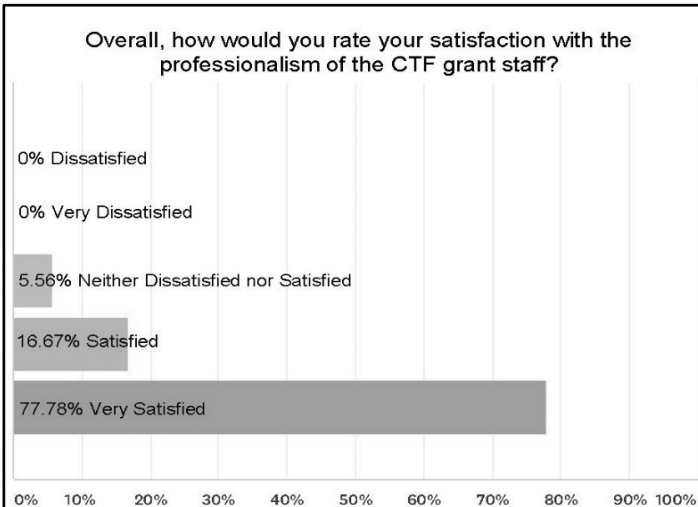
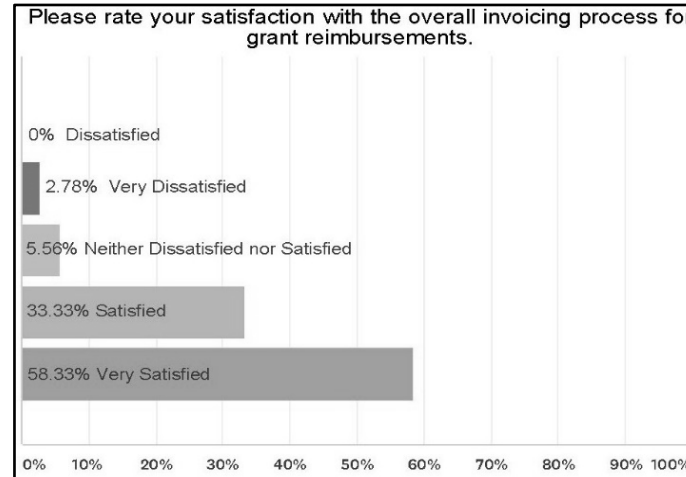
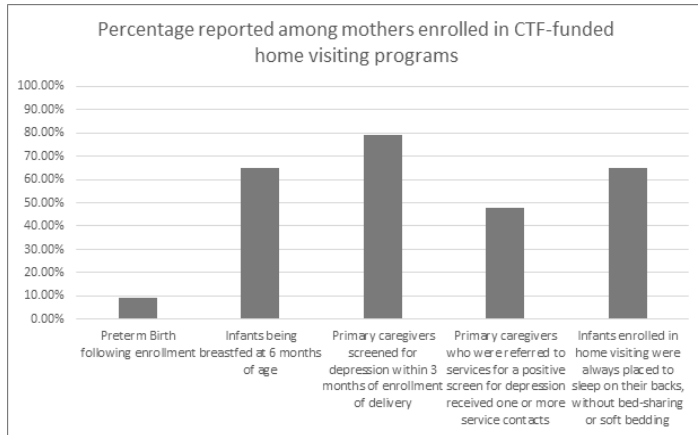
**NEW DECISION ITEM**

RANK: \_\_\_\_\_ OF \_\_\_\_\_

**Department - Office of Administration**  
**Division - Assigned Programs**  
**DI Name - CTF Authority Increase Cost-to-Continue DI#1300006**

**Budget Unit** 31316  
**HB Section** 5.160

**6d. Provide a measure(s) of the program's efficiency.**





NEW DECISION ITEM

RANK: \_\_\_\_\_ OF \_\_\_\_\_

Department - Office of Administration	Budget Unit	31316
Division - Assigned Programs		
DI Name - CTF Authority Increase Cost-to-Continue DI#1300006	HB Section	5.160

**7. STRATEGIES TO ACHIEVE THE PERFORMANCE MEASUREMENT TARGETS:**

CTF contracts with the Department of Health and Senior Services to collect data on our home visiting grantees. The performance measures are in line with home visiting performance targets used nationwide and have been determined to be key indicators for promoting children's health and safety. CTF uses the data to determine which grantees need additional assistance in reaching their performance targets. CTF believes in closely monitoring grantee performance and that contractors perform better when they clearly know what is expected and that we are paying close attention to outcomes. We also believe in supporting grantees in improving performance and will often contract with subject matter experts to provide technical assistance.

# DECISION ITEM DETAIL

Budget Unit	FY 2020	FY 2020	FY 2021	FY 2021	FY 2022	FY 2022	FY 2022	FY 2022
Decision Item	ACTUAL	ACTUAL	BUDGET	BUDGET	DEPT REQ	DEPT REQ	GOV REC	GOV REC
Budget Object Class	DOLLAR	FTE	DOLLAR	FTE	DOLLAR	FTE	DOLLAR	FTE
<b>CTF-PROGRAM</b>								
<b>CTF Authority Increase CTC - 1300006</b>								
PROGRAM DISTRIBUTIONS	0	0.00	0	0.00	500,000	0.00	500,000	0.00
<b>TOTAL - PD</b>	<b>0</b>	<b>0.00</b>	<b>0</b>	<b>0.00</b>	<b>500,000</b>	<b>0.00</b>	<b>500,000</b>	<b>0.00</b>
<b>GRAND TOTAL</b>	<b>\$0</b>	<b>0.00</b>	<b>\$0</b>	<b>0.00</b>	<b>\$500,000</b>	<b>0.00</b>	<b>\$500,000</b>	<b>0.00</b>
<b>GENERAL REVENUE</b>								
	<b>\$0</b>	<b>0.00</b>	<b>\$0</b>	<b>0.00</b>	<b>\$0</b>	<b>0.00</b>	<b>\$0</b>	<b>0.00</b>
<b>FEDERAL FUNDS</b>								
	<b>\$0</b>	<b>0.00</b>	<b>\$0</b>	<b>0.00</b>	<b>\$0</b>	<b>0.00</b>	<b>\$0</b>	<b>0.00</b>
<b>OTHER FUNDS</b>								
	<b>\$0</b>	<b>0.00</b>	<b>\$0</b>	<b>0.00</b>	<b>\$500,000</b>	<b>0.00</b>	<b>\$500,000</b>	<b>0.00</b>



## CORE DECISION ITEM

<b>Department</b> Office of Administration	<b>Budget Unit</b> 31430
<b>Division</b> Assigned Programs	
<b>Core</b> Governor's Council on Disability	<b>HB Section</b> 5.165

**1. CORE FINANCIAL SUMMARY**

FY 2022 Budget Request					FY 2022 Governor's Recommendation				
	GR	Federal	Other	Total		GR	Federal	Other	Total
PS	187,247	0	0	187,247	PS	187,247	0	0	187,247
EE	24,968	0	0	24,968	EE	24,968	0	0	24,968
PSD	0	0	0	0	PSD	0	0	0	0
TRF	0	0	0	0	TRF	0	0	0	0
<b>Total</b>	<b>212,215</b>	<b>0</b>	<b>0</b>	<b>212,215</b>	<b>Total</b>	<b>212,215</b>	<b>0</b>	<b>0</b>	<b>212,215</b>

FTE	4.00	0.00	0.00	4.00	FTE	4.00	0.00	0.00	4.00
-----	------	------	------	------	-----	------	------	------	------

<table border="1" style="width: 100%; border-collapse: collapse;"> <tr> <td style="width: 15%;"><b>Est. Fringe</b></td> <td style="width: 20%; text-align: right;">118,208</td> <td style="width: 10%; text-align: right;">0</td> <td style="width: 10%; text-align: right;">0</td> <td style="width: 10%; text-align: right;">118,208</td> </tr> </table> <p><i>Note: Fringes budgeted in House Bill 5 except for certain fringes budgeted directly to MoDOT, Highway Patrol, and Conservation.</i></p>	<b>Est. Fringe</b>	118,208	0	0	118,208	<table border="1" style="width: 100%; border-collapse: collapse;"> <tr> <td style="width: 15%;"><b>Est. Fringe</b></td> <td style="width: 20%; text-align: right;">118,208</td> <td style="width: 10%; text-align: right;">0</td> <td style="width: 10%; text-align: right;">0</td> <td style="width: 10%; text-align: right;">118,208</td> </tr> </table> <p><i>Note: Fringes budgeted in House Bill 5 except for certain fringes budgeted directly to MoDOT, Highway Patrol, and Conservation.</i></p>	<b>Est. Fringe</b>	118,208	0	0	118,208
<b>Est. Fringe</b>	118,208	0	0	118,208							
<b>Est. Fringe</b>	118,208	0	0	118,208							

Other Funds:

Other Funds:

**2. CORE DESCRIPTION**

The Governor's Council on Disability (GCD) provides leadership, education, and assistance to persons with disabilities, state government and businesses through:

1. Technical Assistance and Information/Referral
2. Presentations and education on the Americans with Disabilities Act, disability rights, employment, disability etiquette, service animals, and advocacy
3. Providing recommendations to state and local government, businesses and individuals on policies and practices which promote inclusion in employment and community life for persons with disabilities
4. Advising employers on hiring and employment practices of persons with disabilities
5. Providing an annual Missouri Youth Leadership Forum for high school students ages 16-21 with disabilities and ongoing leadership training for program alumni
6. Educating consumers on the legislative process and publishing the disability-related Legislative Update during the Missouri legislative session
7. Recognizing best practices in Missouri of Inclusion and Youth Leadership through annual awards programs
8. Raising awareness about the importance of employment of people with disabilities through annual Disability Employment Awareness Month poster contest

**3. PROGRAM LISTING (list programs included in this core funding)**

GCD: technical assistance and information/referral; presentations and education on disability related topics, service animals, and the Americans with Disabilities Act; provide recommendations to state and local government, organizations and businesses on policies to promote inclusion; advise employers on hiring and employment of individuals with disabilities; educate individuals on the legislative process and on progress of proposed legislation affecting individuals with disabilities during the legislative session; host annual Missouri Youth Leadership Forum, Regional Leadership Forums, and continuing leadership activities for graduates of the program; recognize best practices in the areas of Inclusion and Youth Leadership, raise awareness about inclusion of citizens with disabilities, provide newsletter on disability-related information.

# **CORE DECISION ITEM**

<b>Department</b>	<b>Office of Administration</b>	<b>Budget Unit</b>	<b>31430</b>
<b>Division</b>	<b>Assigned Programs</b>		
<b>Core</b>	<b>Governor's Council on Disability</b>	<b>HB Section</b>	<b>5.165</b>

## **4. FINANCIAL HISTORY**

	<b>FY 2018 Actual</b>	<b>FY 2019 Actual</b>	<b>FY 2020 Actual</b>	<b>FY 2021 Current Yr.</b>
Appropriation (All Funds)	198,611	200,011	209,138	212,215
Less Reverted (All Funds)	(5,959)	(6,001)	(6,275)	(6,272)
Less Restricted (All Funds)*	0	0	0	(3,132)
Budget Authority (All Funds)	192,652	194,010	202,863	202,811
Actual Expenditures (All Funds)	175,227	186,862	189,550	N/A
Unexpended (All Funds)	17,425	7,148	13,313	N/A
Unexpended, by Fund:				
General Revenue	17,425	7,148	13,313	N/A
Federal	0	0	0	N/A
Other	0	0	0	N/A

**(1)                      (2)                      (3)**

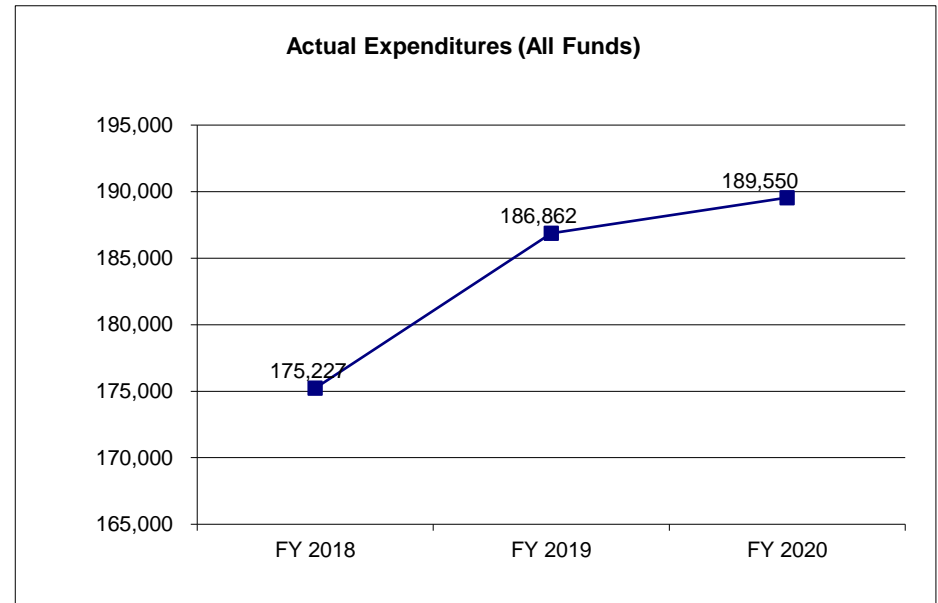
\*Current Year restricted amount is as of \_8/19/2020\_\_\_\_\_.

Reverted includes the statutory three percent reserve amount (when applicable).

Restricted includes any Governor's expenditure restrictions which remained at the end of the fiscal year (when applicable).

### **NOTES:**

- (1) Unexpended GR funds in FY18 are due to vacancies in executive director position from 1/15/18 to 4/1/18, disability program specialist position from 5/15/18 to 6/30/18, and Executive I position from 4/1/18 to 6/30/18
- (2) Unexpended GR funds in FY19 are due to vacancy in AOSA position from 7/1/18-7/31/18 and disability program specialist position from 5/15/18 to 6/30/18
- (3) Unexpended GR funds in FY20 are due to cancellations of programs, outreach activities, and events due to COVID pandemic



**CORE RECONCILIATION DETAIL**

**STATE  
GOV COUNCIL ON DISABILITY**

**5. CORE RECONCILIATION DETAIL**

	<b>Budget Class</b>	<b>FTE</b>	<b>GR</b>	<b>Federal</b>	<b>Other</b>	<b>Total</b>	<b>Explanation</b>
<b>TAFP AFTER VETOES</b>							
	PS	4.00	187,247	0	0	187,247	
	EE	0.00	24,968	0	0	24,968	
	<b>Total</b>	<b>4.00</b>	<b>212,215</b>	<b>0</b>	<b>0</b>	<b>212,215</b>	
<b>DEPARTMENT CORE REQUEST</b>							
	PS	4.00	187,247	0	0	187,247	
	EE	0.00	24,968	0	0	24,968	
	<b>Total</b>	<b>4.00</b>	<b>212,215</b>	<b>0</b>	<b>0</b>	<b>212,215</b>	
<b>GOVERNOR'S RECOMMENDED CORE</b>							
	PS	4.00	187,247	0	0	187,247	
	EE	0.00	24,968	0	0	24,968	
	<b>Total</b>	<b>4.00</b>	<b>212,215</b>	<b>0</b>	<b>0</b>	<b>212,215</b>	

## DECISION ITEM SUMMARY

Budget Unit									
Decision Item	FY 2020	FY 2020	FY 2021	FY 2021	FY 2022	FY 2022	FY 2022	FY 2022	
Budget Object Summary	ACTUAL	ACTUAL	BUDGET	BUDGET	DEPT REQ	DEPT REQ	GOV REC	GOV REC	
Fund	DOLLAR	FTE	DOLLAR	FTE	DOLLAR	FTE	DOLLAR	FTE	
<b>GOV COUNCIL ON DISABILITY</b>									
<b>CORE</b>									
PERSONAL SERVICES									
GENERAL REVENUE	174,331	3.91	187,247	4.00	187,247	4.00	187,247	4.00	
TOTAL - PS	174,331	3.91	187,247	4.00	187,247	4.00	187,247	4.00	
EXPENSE & EQUIPMENT									
GENERAL REVENUE	15,219	0.00	24,968	0.00	24,968	0.00	24,968	0.00	
TOTAL - EE	15,219	0.00	24,968	0.00	24,968	0.00	24,968	0.00	
<b>TOTAL</b>	<b>189,550</b>	<b>3.91</b>	<b>212,215</b>	<b>4.00</b>	<b>212,215</b>	<b>4.00</b>	<b>212,215</b>	<b>4.00</b>	
<b>Pay Plan - 0000012</b>									
PERSONAL SERVICES									
GENERAL REVENUE	0	0.00	0	0.00	0	0.00	1,872	0.00	
TOTAL - PS	0	0.00	0	0.00	0	0.00	1,872	0.00	
<b>TOTAL</b>	<b>0</b>	<b>0.00</b>	<b>0</b>	<b>0.00</b>	<b>0</b>	<b>0.00</b>	<b>1,872</b>	<b>0.00</b>	
<b>GRAND TOTAL</b>	<b>\$189,550</b>	<b>3.91</b>	<b>\$212,215</b>	<b>4.00</b>	<b>\$212,215</b>	<b>4.00</b>	<b>\$214,087</b>	<b>4.00</b>	

1/22/21 9:37

im\_disummary

## FLEXIBILITY REQUEST FORM

<b>BUDGET UNIT NUMBER:</b> 31430 <b>BUDGET UNIT NAME:</b> Governor's Council on Disability <b>HOUSE BILL SECTION:</b> 5.165	<b>DEPARTMENT:</b> Office of Administration <b>DIVISION:</b> Assigned Programs
<b>1. Provide the amount by fund of personal service flexibility and the amount by fund of expense and equipment flexibility you are requesting in dollar and percentage terms and explain why the flexibility is needed. If flexibility is being requested among divisions, provide the amount by fund of flexibility you are requesting in dollar and percentage terms and explain why the flexibility is needed.</b>	
<b>DEPARTMENT REQUEST</b>	
The Governor's Council on Disability requests 10% flexibility between Personal Services and Expense & Equipment funds. The flexibility will allow the Governor's Council on Disability to manage the limited appropriations effectively and efficiently.	
<b>2. Estimate how much flexibility will be used for the budget year. How much flexibility was used in the Prior Year Budget and the Current Year Budget? Please specify the amount.</b>	
<b>PRIOR YEAR ACTUAL AMOUNT OF FLEXIBILITY USED</b>	<b>CURRENT YEAR ESTIMATED AMOUNT OF FLEXIBILITY THAT WILL BE USED</b>
N/A	unknown
<b>3. Please explain how flexibility was used in the prior and/or current years.</b>	
<b>PRIOR YEAR EXPLAIN ACTUAL USE</b>	<b>CURRENT YEAR EXPLAIN PLANNED USE</b>
N/A	Flexibility would be used to effectively and efficiently manage limited resources needed for PS or EE expenditures.



# DECISION ITEM DETAIL

Budget Unit	FY 2020	FY 2020	FY 2021	FY 2021	FY 2022	FY 2022	FY 2022	FY 2022
Decision Item	ACTUAL	ACTUAL	BUDGET	BUDGET	DEPT REQ	DEPT REQ	GOV REC	GOV REC
Budget Object Class	DOLLAR	FTE	DOLLAR	FTE	DOLLAR	FTE	DOLLAR	FTE
<b>GOV COUNCIL ON DISABILITY</b>								
<b>CORE</b>								
ADMIN OFFICE SUPPORT ASSISTANT	30,852	0.91	35,525	1.00	0	0.00	0	0.00
DISABILITY PROGRAM SPEC	84,920	2.00	89,838	2.00	0	0.00	0	0.00
PRINCIPAL ASST BOARD/COMMISSON	58,559	1.00	61,884	1.00	61,884	1.00	61,884	1.00
LEAD ADMIN SUPPORT ASSISTANT	0	0.00	0	0.00	35,525	1.00	35,525	1.00
SENIOR PROGRAM SPECIALIST	0	0.00	0	0.00	89,838	2.00	89,838	2.00
<b>TOTAL - PS</b>	<b>174,331</b>	<b>3.91</b>	<b>187,247</b>	<b>4.00</b>	<b>187,247</b>	<b>4.00</b>	<b>187,247</b>	<b>4.00</b>
TRAVEL, IN-STATE	3,694	0.00	3,760	0.00	3,760	0.00	3,760	0.00
TRAVEL, OUT-OF-STATE	815	0.00	1,297	0.00	1,297	0.00	1,297	0.00
SUPPLIES	3,371	0.00	3,500	0.00	3,500	0.00	3,500	0.00
PROFESSIONAL DEVELOPMENT	1,771	0.00	4,219	0.00	4,219	0.00	4,219	0.00
COMMUNICATION SERV & SUPP	1,839	0.00	2,804	0.00	2,804	0.00	2,804	0.00
PROFESSIONAL SERVICES	780	0.00	3,368	0.00	3,368	0.00	3,368	0.00
M&R SERVICES	384	0.00	61	0.00	61	0.00	61	0.00
OFFICE EQUIPMENT	1,630	0.00	1,500	0.00	1,500	0.00	1,500	0.00
OTHER EQUIPMENT	11	0.00	100	0.00	100	0.00	100	0.00
BUILDING LEASE PAYMENTS	0	0.00	800	0.00	800	0.00	800	0.00
MISCELLANEOUS EXPENSES	924	0.00	3,559	0.00	3,559	0.00	3,559	0.00
<b>TOTAL - EE</b>	<b>15,219</b>	<b>0.00</b>	<b>24,968</b>	<b>0.00</b>	<b>24,968</b>	<b>0.00</b>	<b>24,968</b>	<b>0.00</b>
<b>GRAND TOTAL</b>	<b>\$189,550</b>	<b>3.91</b>	<b>\$212,215</b>	<b>4.00</b>	<b>\$212,215</b>	<b>4.00</b>	<b>\$212,215</b>	<b>4.00</b>
<b>GENERAL REVENUE</b>	<b>\$189,550</b>	<b>3.91</b>	<b>\$212,215</b>	<b>4.00</b>	<b>\$212,215</b>	<b>4.00</b>	<b>\$212,215</b>	<b>4.00</b>
<b>FEDERAL FUNDS</b>	<b>\$0</b>	<b>0.00</b>	<b>\$0</b>	<b>0.00</b>	<b>\$0</b>	<b>0.00</b>	<b>\$0</b>	<b>0.00</b>
<b>OTHER FUNDS</b>	<b>\$0</b>	<b>0.00</b>	<b>\$0</b>	<b>0.00</b>	<b>\$0</b>	<b>0.00</b>	<b>\$0</b>	<b>0.00</b>

## PROGRAM DESCRIPTION

**Department** Office of Administration

**HB Section(s):** 5.165

**Program Name** Governor's Council on Disability

**Program is found in the following core budget(s):** Governor's Council on Disability

### 1a. What strategic priority does this program address?

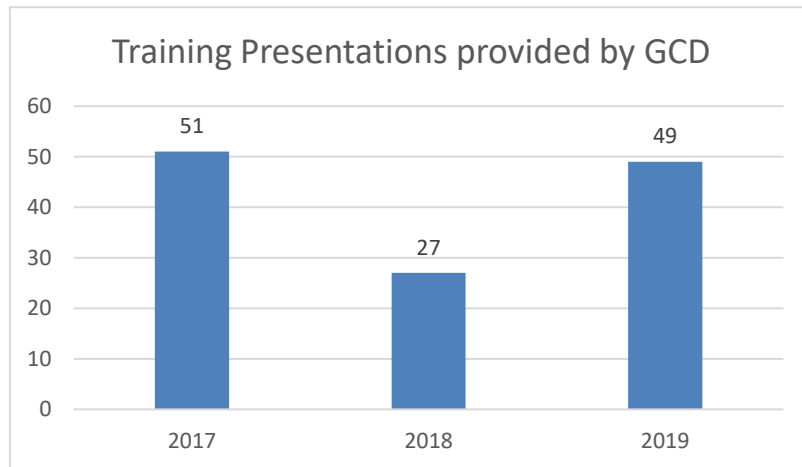
Promoting community living and inclusion

### 1b. What does this program do?

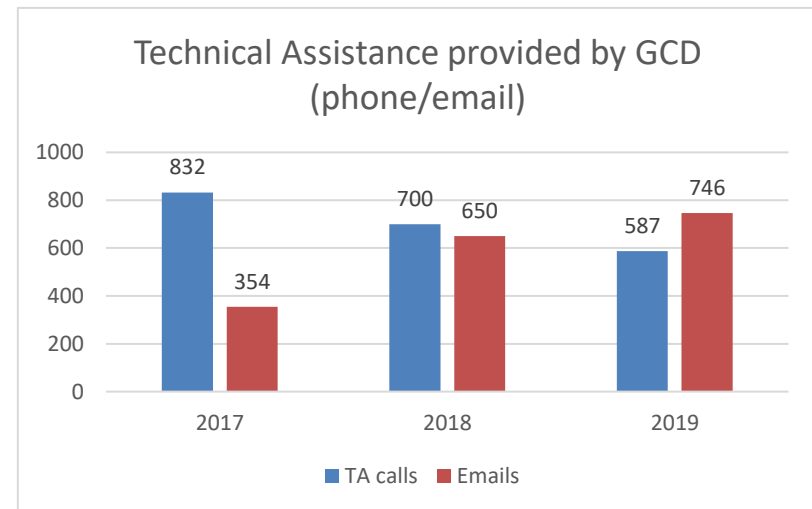
The Governor's Council on Disability (GCD) provides leadership, education and training to individuals with disabilities, state government, and other entities through: technical assistance, information and referrals; presentations and education; staff participation in various work groups and committees; providing recommendations to state/local government and public entities on policies/practices which promote employment and inclusion in community life; major programs include: Youth Leadership Forum, Legislative Education Project, and Annual Awards for Inclusion and Youth Leadership.

### 2a. Provide an activity measure(s) for the program.

Disability related educational training presentations provided.



Individuals assisted through technical assistance calls/emails about disability related topics.



### 2b. Provide a measure(s) of the program's quality.

Positive feedback/evaluations received on training presentations and online educational videos.

Positive program evaluations for Missouri Youth Leadership Forum, Legislative Education Project, and other GCD programs.

The Governor's Council on Disability strives for 100% positive feedback on all program activities. All feedback for improvement is considered and evaluated to enhance the agency's program delivery.

## PROGRAM DESCRIPTION

**Department** Office of Administration

**HB Section(s):** 5.165

**Program Name** Governor's Council on Disability

**Program is found in the following core budget(s):** Governor's Council on Disability

### 2c. Provide a measure(s) of the program's impact.

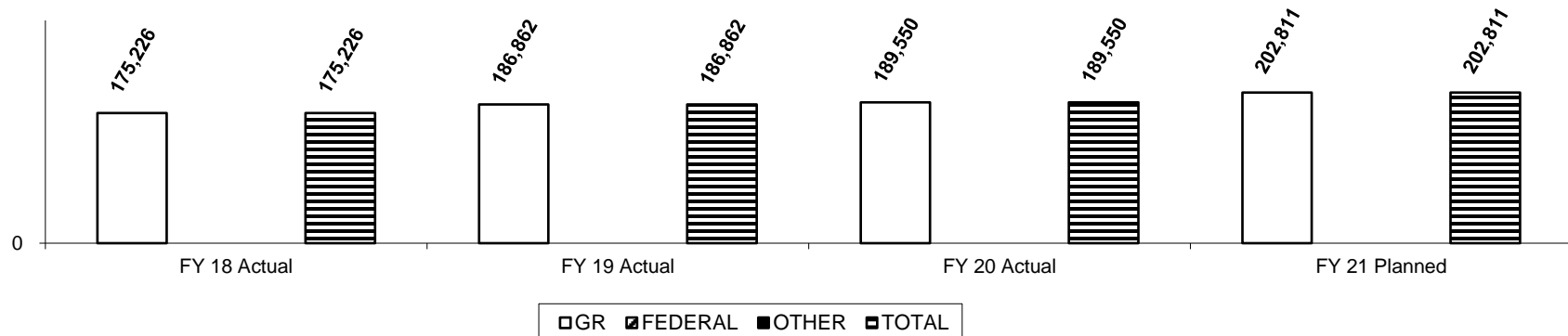
Individuals with disabilities, organizations, government agencies and the public receive information and guidance about disability-related issues and how to access disability services and benefits. Increased compliance with Americans with Disabilities Act (ADA) regulations and requirements. (Technical Assistance)  
 Increased disability awareness, accessibility for and inclusion of individuals with disabilities. (Educational Training Presentations, Awards Programs, Poster Contest)  
 Increased knowledge about legislative process in Missouri and legislation affecting people with disabilities. (Legislative Programs)  
 As a result of the Missouri Youth Leadership Forum for transition aged youth, many program alumni choose to pursue higher education or competitive employment after high school graduation and become contributing members of their communities.

### 2d. Provide a measure(s) of the program's efficiency.

All phone call and emails requesting technical assistance/information regarding disability-related topics and questions are answered within 1-2 business days.  
 GCD staff has been able to accommodate all of the requests for training presentations within the desired timeframes.

### 3. Provide actual expenditures for the prior three fiscal years and planned expenditures for the current fiscal year. (Note: Amounts do not include fringe benefit costs.)

**Program Expenditure History**



**PROGRAM DESCRIPTION**

**Department** Office of Administration

**HB Section(s):** 5.165

**Program Name** Governor's Council on Disability

**Program is found in the following core budget(s):** Governor's Council on Disability

**4. What are the sources of the "Other " funds?**

N/A

**5. What is the authorization for this program, i.e., federal or state statute, etc.? (Include the federal program number, if applicable.)**

Sections 37.735 - 37.745 RSMo

**6. Are there federal matching requirements? If yes, please explain.**

No

**7. Is this a federally mandated program? If yes, please explain.**

In 1947, President Truman issued an Executive Order establishing the President's Committee on the Employment of the Handicapped, and in 1949, Missouri established its Governor's Committee, which became a state agency in 1977. In 1994, the agency was renamed to Governor's Council on Disability and the statute was updated and mission broadened to disabilities in all facets of life.



### CORE DECISION ITEM

Department	Office of Administration	Budget Unit	31616
Division	Assigned Programs		
Core	Missouri Public Entity Risk Management Fund (MOPERM)	HB Section	5.170

#### 1. CORE FINANCIAL SUMMARY

FY 2022 Budget Request					FY 2022 Governor's Recommendation				
	GR	Federal	Other	Total		GR	Federal	Other	Total
PS	0	0	720,044	720,044	PS	0	0	720,044	720,044
EE	0	0	47,500	47,500	EE	0	0	47,500	47,500
PSD	0	0	0	0	PSD	0	0	0	0
TRF	0	0	0	0	TRF	0	0	0	0
<b>Total</b>	<b>0</b>	<b>0</b>	<b>767,544</b>	<b>767,544</b>	<b>Total</b>	<b>0</b>	<b>0</b>	<b>767,544</b>	<b>767,544</b>
FTE	0.00	0.00	14.00	14.00	FTE	0.00	0.00	14.00	14.00
<b>Est. Fringe</b>	<b>0</b>	<b>0</b>	<b>435,151</b>	<b>435,151</b>	<b>Est. Fringe</b>	<b>0</b>	<b>0</b>	<b>435,151</b>	<b>435,151</b>
<i>Note: Fringes budgeted in House Bill 5 except for certain fringes budgeted directly to MoDOT, Highway Patrol, and Conservation.</i>					<i>Note: Fringes budgeted in House Bill 5 except for certain fringes budgeted directly to MoDOT, Highway Patrol, and Conservation.</i>				

Other Funds: Office of Administration Revolving Administrative Trust I

Other Funds:

#### 2. CORE DESCRIPTION

This is the core appropriation to pay for staff and related expenses of the Missouri Public Entity Risk Management Fund (MOPERM) as required by Section 537.705.4, RSMo. All expenditures made from the OA Revolving Administrative Trust Fund expended pursuant to this appropriation are reimbursed by MOPERM from funds generated through MOPERM member contributions.

#### 3. PROGRAM LISTING (list programs included in this core funding)

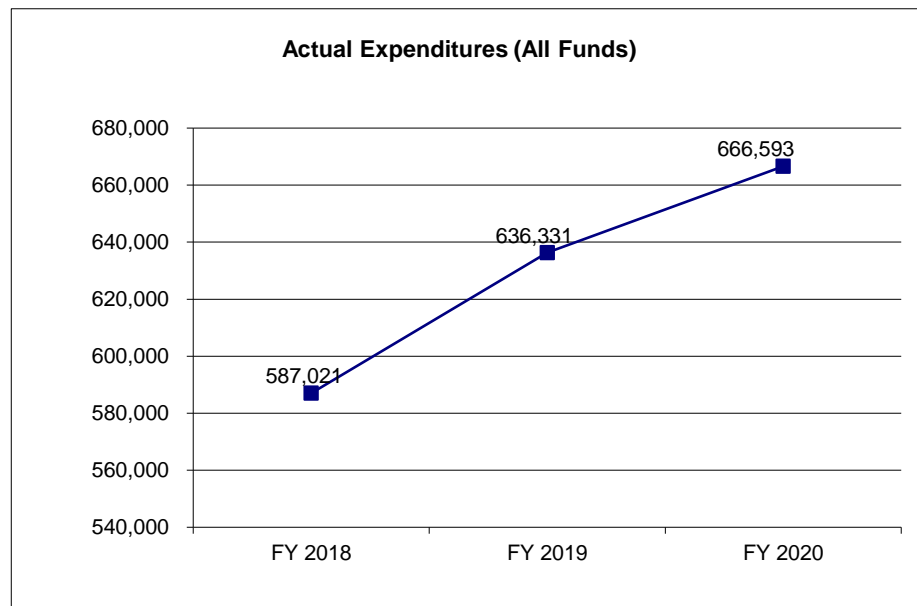
Missouri Public Entity Risk Management (MOPERM)

# **CORE DECISION ITEM**

<b>Department</b>	<b>Office of Administration</b>	<b>Budget Unit</b>	<b>31616</b>
<b>Division</b>	<b>Assigned Programs</b>		
<b>Core</b>	<b>Missouri Public Entity Risk Management Fund (MOPERM)</b>	<b>HB Section</b>	<b>5.170</b>

## **4. FINANCIAL HISTORY**

	<b>FY 2018 Actual</b>	<b>FY 2019 Actual</b>	<b>FY 2020 Actual</b>	<b>FY 2021 Current Yr.</b>
Appropriation (All Funds)	730,980	735,977	754,259	767,544
Less Reverted (All Funds)	0	0	0	0
Less Restricted (All Funds)*	0	0	0	0
Budget Authority (All Funds)	730,980	735,977	754,259	767,544
Actual Expenditures (All Funds)	587,021	636,331	666,593	N/A
Unexpended (All Funds)	143,959	99,646	87,666	N/A
Unexpended, by Fund:				
General Revenue	0	0	0	N/A
Federal	0	0	0	N/A
Other	143,959	99,646	87,666	N/A



\*Current Year restricted amount is as of 0.

Reverted includes the statutory three percent reserve amount (when applicable).

Restricted includes any Governor's expenditure restrictions which remained at the end of the fiscal year (when applicable).

## **NOTES:**

**CORE RECONCILIATION DETAIL**

STATE  
MO PUBLIC ENTITY RISK MGMT PG

**5. CORE RECONCILIATION DETAIL**

	Budget Class	FTE	GR	Federal	Other	Total	Explanation
<b>TAFP AFTER VETOES</b>							
	PS	14.00	0	0	720,044	720,044	
	EE	0.00	0	0	47,500	47,500	
	<b>Total</b>	<b>14.00</b>	<b>0</b>	<b>0</b>	<b>767,544</b>	<b>767,544</b>	
<b>DEPARTMENT CORE REQUEST</b>							
	PS	14.00	0	0	720,044	720,044	
	EE	0.00	0	0	47,500	47,500	
	<b>Total</b>	<b>14.00</b>	<b>0</b>	<b>0</b>	<b>767,544</b>	<b>767,544</b>	
<b>GOVERNOR'S RECOMMENDED CORE</b>							
	PS	14.00	0	0	720,044	720,044	
	EE	0.00	0	0	47,500	47,500	
	<b>Total</b>	<b>14.00</b>	<b>0</b>	<b>0</b>	<b>767,544</b>	<b>767,544</b>	



## DECISION ITEM SUMMARY

Budget Unit								
Decision Item	FY 2020	FY 2020	FY 2021	FY 2021	FY 2022	FY 2022	FY 2022	FY 2022
Budget Object Summary	ACTUAL	ACTUAL	BUDGET	BUDGET	DEPT REQ	DEPT REQ	GOV REC	GOV REC
Fund	DOLLAR	FTE	DOLLAR	FTE	DOLLAR	FTE	DOLLAR	FTE
<b>MO PUBLIC ENTITY RISK MGMT PG</b>								
<b>CORE</b>								
PERSONAL SERVICES								
OA REVOLVING ADMINISTRATIVE TR	666,593	12.50	720,044	14.00	720,044	14.00	720,044	14.00
TOTAL - PS	666,593	12.50	720,044	14.00	720,044	14.00	720,044	14.00
EXPENSE & EQUIPMENT								
OA REVOLVING ADMINISTRATIVE TR	0	0.00	47,500	0.00	47,500	0.00	47,500	0.00
TOTAL - EE	0	0.00	47,500	0.00	47,500	0.00	47,500	0.00
<b>TOTAL</b>	<b>666,593</b>	<b>12.50</b>	<b>767,544</b>	<b>14.00</b>	<b>767,544</b>	<b>14.00</b>	<b>767,544</b>	<b>14.00</b>
<b>Pay Plan - 0000012</b>								
PERSONAL SERVICES								
OA REVOLVING ADMINISTRATIVE TR	0	0.00	0	0.00	0	0.00	7,200	0.00
TOTAL - PS	0	0.00	0	0.00	0	0.00	7,200	0.00
<b>TOTAL</b>	<b>0</b>	<b>0.00</b>	<b>0</b>	<b>0.00</b>	<b>0</b>	<b>0.00</b>	<b>7,200</b>	<b>0.00</b>
<b>GRAND TOTAL</b>	<b>\$666,593</b>	<b>12.50</b>	<b>\$767,544</b>	<b>14.00</b>	<b>\$767,544</b>	<b>14.00</b>	<b>\$774,744</b>	<b>14.00</b>

1/22/21 9:37

im\_disummary

# DECISION ITEM DETAIL

Budget Unit	FY 2020	FY 2020	FY 2021	FY 2021	FY 2022	FY 2022	FY 2022	FY 2022
Decision Item	ACTUAL	ACTUAL	BUDGET	BUDGET	DEPT REQ	DEPT REQ	GOV REC	GOV REC
Budget Object Class	DOLLAR	FTE	DOLLAR	FTE	DOLLAR	FTE	DOLLAR	FTE
<b>MO PUBLIC ENTITY RISK MGMT PG</b>								
<b>CORE</b>								
INFORMATION TECHNOLOGIST III	43,050	1.00	47,384	1.00	0	0.00	0	0.00
ACCOUNTING GENERALIST I	41,028	1.00	43,305	1.00	0	0.00	0	0.00
RISK MANAGEMENT TECH II	32,168	1.00	32,208	1.00	0	0.00	0	0.00
RISK MANAGEMENT SPEC I	219,562	4.89	213,525	6.00	0	0.00	0	0.00
FISCAL & ADMINISTRATIVE MGR B1	71,267	1.00	74,391	1.00	0	0.00	0	0.00
OFFICE OF ADMINISTRATION MGR 1	168,277	2.61	216,394	3.00	0	0.00	0	0.00
PRINCIPAL ASST BOARD/COMMISSON	91,241	1.00	92,837	1.00	92,837	1.00	92,837	1.00
SENIOR RISK/CLAIMS TECHNICIAN	0	0.00	0	0.00	32,208	1.00	32,208	1.00
SENIOR RISK/CLAIMS SPECIALIST	0	0.00	0	0.00	213,525	6.00	213,525	6.00
RISK/CLAIMS SPEC SUPERVISOR	0	0.00	0	0.00	216,394	3.00	216,394	3.00
SENIOR ACCOUNTS ASSISTANT	0	0.00	0	0.00	43,305	1.00	43,305	1.00
SENIOR ACCOUNTANT	0	0.00	0	0.00	74,391	1.00	74,391	1.00
ASSOC APPLICATIONS DEVELOPER	0	0.00	0	0.00	47,384	1.00	47,384	1.00
<b>TOTAL - PS</b>	<b>666,593</b>	<b>12.50</b>	<b>720,044</b>	<b>14.00</b>	<b>720,044</b>	<b>14.00</b>	<b>720,044</b>	<b>14.00</b>
SUPPLIES	0	0.00	25,000	0.00	25,000	0.00	25,000	0.00
PROFESSIONAL DEVELOPMENT	0	0.00	3,000	0.00	3,000	0.00	3,000	0.00
COMMUNICATION SERV & SUPP	0	0.00	12,000	0.00	12,000	0.00	12,000	0.00
PROFESSIONAL SERVICES	0	0.00	7,500	0.00	7,500	0.00	7,500	0.00
<b>TOTAL - EE</b>	<b>0</b>	<b>0.00</b>	<b>47,500</b>	<b>0.00</b>	<b>47,500</b>	<b>0.00</b>	<b>47,500</b>	<b>0.00</b>
<b>GRAND TOTAL</b>	<b>\$666,593</b>	<b>12.50</b>	<b>\$767,544</b>	<b>14.00</b>	<b>\$767,544</b>	<b>14.00</b>	<b>\$767,544</b>	<b>14.00</b>
<b>GENERAL REVENUE</b>	<b>\$0</b>	<b>0.00</b>	<b>\$0</b>	<b>0.00</b>	<b>\$0</b>	<b>0.00</b>	<b>\$0</b>	<b>0.00</b>
<b>FEDERAL FUNDS</b>	<b>\$0</b>	<b>0.00</b>	<b>\$0</b>	<b>0.00</b>	<b>\$0</b>	<b>0.00</b>	<b>\$0</b>	<b>0.00</b>
<b>OTHER FUNDS</b>	<b>\$666,593</b>	<b>12.50</b>	<b>\$767,544</b>	<b>14.00</b>	<b>\$767,544</b>	<b>14.00</b>	<b>\$767,544</b>	<b>14.00</b>

PROGRAM DESCRIPTION	
<b>Department</b> <u>Office of Administration</u>	<b>HB Section(s):</b> <u>5.170</u>
<b>Program Name</b> <u>Missouri Public Entity Risk Management Fund (MOPERM)</u>	
<b>Program is found in the following core budget(s):</b>	
<p><b>1a. What strategic priority does this program address?</b></p> <p>MOPERM ensures access to liability and property coverage for political subdivisions and public entities.</p> <p><b>1b. What does this program do?</b></p> <p>MOPERM underwrites liability and property risk, bills participating public entities for coverage, and pays claims accruing from and against public entities participating in MOPERM.</p> <p><b>2a. Provide an activity measure(s) for the program.</b></p> <p>MOPERM provides coverage for 985 (currently) counties, cities, school districts, and other local government entities. MOPERM received 1,323 claims during calendar year 2019, and adjusted and closed 1,198 of those claims.</p> <p><b>2b. Provide a measure(s) of the program's quality.</b></p> <p>MOPERM members stay with MOPERM year after year, at a rate that exceeds 99%. Of the public entities requesting quotes for coverage from MOPERM, over 50% accept that quote and coverage from MOPERM.</p> <p><b>2c. Provide a measure(s) of the program's impact.</b></p> <p>MOPERM provides coverage for 52 Missouri counties, 265 Missouri municipalities, and 668 other Missouri public entities.</p> <p><b>2d. Provide a measure(s) of the program's efficiency.</b></p> <p>MOPERM's ratio of expenses to claims payments made is nearly 10% less than that for typical commercial insurers.</p>	

## PROGRAM DESCRIPTION

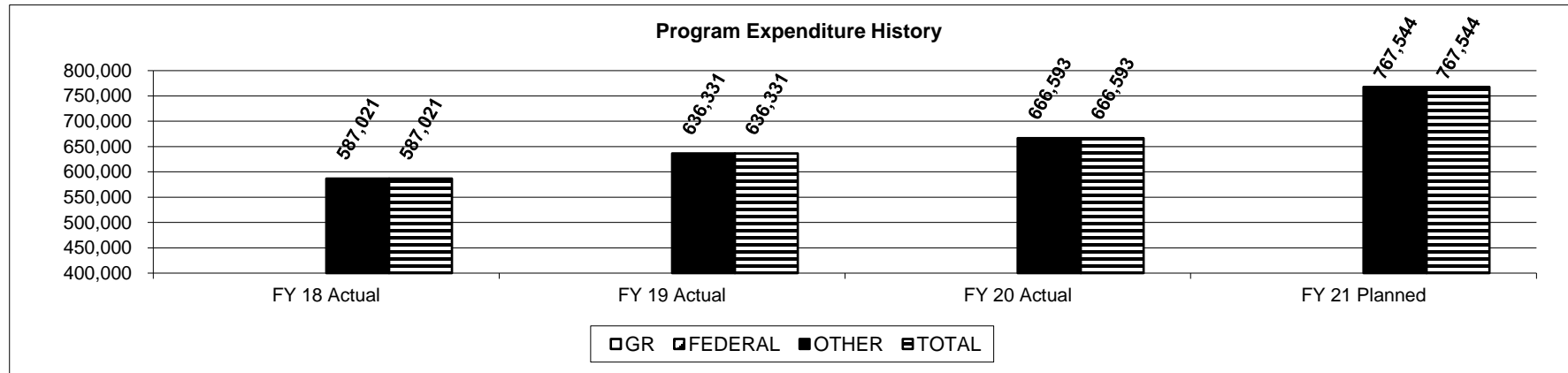
Department Office of Administration

HB Section(s): 5.170

Program Name Missouri Public Entity Risk Management Fund (MOPERM)

Program is found in the following core budget(s):

3. Provide actual expenditures for the prior three fiscal years and planned expenditures for the current fiscal year. (Note: Amounts do not include fringe benefit costs.)



### 4. What are the sources of the “Other” funds?

The majority of MOPERM's operating funds are derived from payments from MOPERM's participating public entities. MOPERM's employees are provided by the Office of Administration, and MOPERM reimburses the State for all payroll and benefit costs, pursuant to Section 537.705, RSMo.

### 5. What is the authorization for this program, i.e., federal or state statute, etc.? (Include the federal program number, if applicable.)

Sections 537.700-537.756, RSMo

### 6. Are there federal matching requirements? If yes, please explain.

No

### 7. Is this a federally mandated program? If yes, please explain.

No



## CORE DECISION ITEM

<b>Department</b>	<b>Office of Administration</b>	<b>Budget Unit</b>	<b>31828C</b>
<b>Division</b>	<b>Assigned Programs</b>		
<b>Core</b>	<b>Missouri Ethics Commission</b>	<b>HB Section</b>	<b>5.175</b>

### 1. CORE FINANCIAL SUMMARY

	FY 2022 Budget Request			
	GR	Federal	Other	Total
<b>PS</b>	1,264,120	0	0	1,264,120
<b>EE</b>	295,300	0	0	295,300
<b>PSD</b>	0	0	0	0
<b>TRF</b>	0	0	0	0
<b>Total</b>	<b>1,559,420</b>	<b>0</b>	<b>0</b>	<b>1,559,420</b>
<b>FTE</b>	<b>24.00</b>	<b>0.00</b>	<b>0.00</b>	<b>24.00</b>

<b>Est. Fringe</b>	755,829	0	0	755,829
--------------------	---------	---	---	---------

*Note: Fringes budgeted in House Bill 5 except for certain fringes budgeted directly to MoDOT, Highway Patrol, and Conservation.*

Other Funds:

	FY 2022 Governor's Recommendation			
	GR	Federal	Other	Total
<b>PS</b>	1,264,120	0	0	1,264,120
<b>EE</b>	295,300	0	0	295,300
<b>PSD</b>	0	0	0	0
<b>TRF</b>	0	0	0	0
<b>Total</b>	<b>1,559,420</b>	<b>0</b>	<b>0</b>	<b>1,559,420</b>
<b>FTE</b>	<b>24.00</b>	<b>0.00</b>	<b>0.00</b>	<b>24.00</b>

<b>Est. Fringe</b>	755,829	0	0	755,829
--------------------	---------	---	---	---------

*Note: Fringes budgeted in House Bill 5 except for certain fringes budgeted directly to MoDOT, Highway Patrol, and Conservation.*

Other Funds:

### 2. CORE DESCRIPTION

The core request provides resources necessary for the Missouri Ethics Commission and staff to meet the duties and responsibilities described in Chapters 105 and 130, RSMo and Mo. Constitution Article VIII, Section 23. These duties and responsibilities include, but are not limited to, the administration of the following:

- training and filer assistance for campaign finance, personal financial disclosure, and lobbyist reports
- repository and publication of campaign finance, personal financial disclosure, and lobbyist reports
- campaign finance disclosure report review and audit
- lobbyist registration
- lobbyist report review and audit
- personal financial disclosure statement
- opinion writing in response to formal requests
- investigation of conflict of interest allegations
- audit and investigation of complaints
- investigation of alleged code of conduct violations

The authority to investigate complaints is specifically provided in Chapter 105, RSMo. Further details concerning the duties and responsibilities of the Ethics Commission can be found in Sections 105.955.14 through 105.955.18, RSMo. As specified in Section 105.955.1, RSMo, the Commission is assigned to the Office of Administration for budgeting purposes only. The primary goal of the Commission is to promote voluntary compliance with, and when necessary, impartial enforcement of, the statutes over which the Commission has jurisdiction. In general, this includes ensuring that all reports and statements are filed in a timely manner, are complete and accurate, and that information not otherwise protected by law is available to the public.

### CORE DECISION ITEM

<b>Department</b>	<b>Office of Administration</b>	<b>Budget Unit</b>	<b>31828C</b>
<b>Division</b>	<b>Assigned Programs</b>		
<b>Core</b>	<b>Missouri Ethics Commission</b>	<b>HB Section</b>	<b>5.175</b>

#### 3. PROGRAM LISTING (list programs included in this core funding)

Campaign Finance  
Lobbyist  
Personal Financial Disclosure  
Compliance

#### 4. FINANCIAL HISTORY

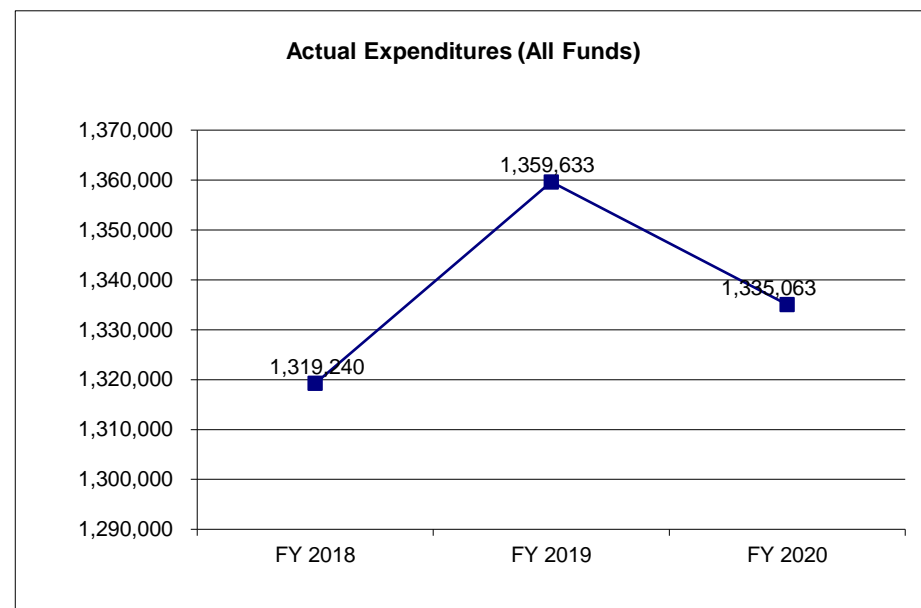
	<b>FY 2018 Actual</b>	<b>FY 2019 Actual</b>	<b>FY 2020 Actual</b>	<b>FY 2021 Current Yr.</b>
Appropriation (All Funds)	1,517,332	1,513,218	1,540,545	1,559,420
Less Reverted (All Funds)	0	0	0	0
Less Restricted (All Funds)*	0	0		(35,943)
Budget Authority (All Funds)	1,517,332	1,513,218	1,540,545	1,523,477
Actual Expenditures (All Funds)	1,319,240	1,359,633	1,335,063	N/A
Unexpended (All Funds)	198,092	153,585	205,482	N/A
Unexpended, by Fund:				
General Revenue	198,092	153,585	205,482	N/A
Federal	0	0	0	N/A
Other	0	0	0	N/A

\*Current Year restricted amount is as of \_9/1/2020\_\_\_\_\_.

Reverted includes the statutory three percent reserve amount (when applicable).

Restricted includes any Governor's expenditure restrictions which remained at the end of the fiscal year (when applicable).

#### NOTES:



**CORE RECONCILIATION DETAIL**

STATE  
MO ETHICS COM - OPER

**5. CORE RECONCILIATION DETAIL**

	<b>Budget Class</b>	<b>FTE</b>	<b>GR</b>	<b>Federal</b>	<b>Other</b>	<b>Total</b>	<b>Explanation</b>
<b>TAFP AFTER VETOES</b>							
	PS	24.00	1,264,120	0	0	1,264,120	
	EE	0.00	294,900	0	0	294,900	
	PD	0.00	400	0	0	400	
	<b>Total</b>	<b>24.00</b>	<b>1,559,420</b>	<b>0</b>	<b>0</b>	<b>1,559,420</b>	
<b>DEPARTMENT CORE REQUEST</b>							
	PS	24.00	1,264,120	0	0	1,264,120	
	EE	0.00	294,900	0	0	294,900	
	PD	0.00	400	0	0	400	
	<b>Total</b>	<b>24.00</b>	<b>1,559,420</b>	<b>0</b>	<b>0</b>	<b>1,559,420</b>	
<b>GOVERNOR'S RECOMMENDED CORE</b>							
	PS	24.00	1,264,120	0	0	1,264,120	
	EE	0.00	294,900	0	0	294,900	
	PD	0.00	400	0	0	400	
	<b>Total</b>	<b>24.00</b>	<b>1,559,420</b>	<b>0</b>	<b>0</b>	<b>1,559,420</b>	



## DECISION ITEM SUMMARY

Budget Unit								
Decision Item	FY 2020	FY 2020	FY 2021	FY 2021	FY 2022	FY 2022	FY 2022	FY 2022
Budget Object Summary	ACTUAL	ACTUAL	BUDGET	BUDGET	DEPT REQ	DEPT REQ	GOV REC	GOV REC
Fund	DOLLAR	FTE	DOLLAR	FTE	DOLLAR	FTE	DOLLAR	FTE
<b>MO ETHICS COM - OPER</b>								
<b>CORE</b>								
PERSONAL SERVICES								
GENERAL REVENUE	1,092,300	21.78	1,264,120	24.00	1,264,120	24.00	1,264,120	24.00
TOTAL - PS	1,092,300	21.78	1,264,120	24.00	1,264,120	24.00	1,264,120	24.00
EXPENSE & EQUIPMENT								
GENERAL REVENUE	242,742	0.00	294,900	0.00	294,900	0.00	294,900	0.00
TOTAL - EE	242,742	0.00	294,900	0.00	294,900	0.00	294,900	0.00
PROGRAM-SPECIFIC								
GENERAL REVENUE	21	0.00	400	0.00	400	0.00	400	0.00
TOTAL - PD	21	0.00	400	0.00	400	0.00	400	0.00
<b>TOTAL</b>	<b>1,335,063</b>	<b>21.78</b>	<b>1,559,420</b>	<b>24.00</b>	<b>1,559,420</b>	<b>24.00</b>	<b>1,559,420</b>	<b>24.00</b>
<b>Pay Plan - 0000012</b>								
PERSONAL SERVICES								
GENERAL REVENUE	0	0.00	0	0.00	0	0.00	12,643	0.00
TOTAL - PS	0	0.00	0	0.00	0	0.00	12,643	0.00
<b>TOTAL</b>	<b>0</b>	<b>0.00</b>	<b>0</b>	<b>0.00</b>	<b>0</b>	<b>0.00</b>	<b>12,643</b>	<b>0.00</b>
<b>GRAND TOTAL</b>	<b>\$1,335,063</b>	<b>21.78</b>	<b>\$1,559,420</b>	<b>24.00</b>	<b>\$1,559,420</b>	<b>24.00</b>	<b>\$1,572,063</b>	<b>24.00</b>

1/22/21 9:37

im\_disummary

## FLEXIBILITY REQUEST FORM

<b>BUDGET UNIT NUMBER:</b> <b>BUDGET UNIT NAME:</b> Missouri Ethics Commission <b>HOUSE BILL SECTION:</b> 5.175	<b>DEPARTMENT:</b> Office of Administration <b>DIVISION:</b> Assigned Programs
<b>1. Provide the amount by fund of personal service flexibility and the amount by fund of expense and equipment flexibility you are requesting in dollar and percentage terms and explain why the flexibility is needed. If flexibility is being requested among divisions, provide the amount by fund of flexibility you are requesting in dollar and percentage terms and explain why the flexibility is needed.</b>	
<b>DEPARTMENT REQUEST</b>	
The Missouri Ethics Commission requests 5% flexibility between PS and E&E, the same amount included in the FY 2021 budget. Flexibility allows the Ethics Commission to effectively manage resources, and ensure the normal course of business during any unforeseen circumstances.	
<b>2. Estimate how much flexibility will be used for the budget year. How much flexibility was used in the Prior Year Budget and the Current Year Budget? Please specify the amount.</b>	
<b>PRIOR YEAR ACTUAL AMOUNT OF FLEXIBILITY USED</b>	<b>CURRENT YEAR ESTIMATED AMOUNT OF FLEXIBILITY THAT WILL BE USED</b>
\$0	Unknown
<b>BUDGET REQUEST ESTIMATED AMOUNT OF FLEXIBILITY THAT WILL BE USED</b>	
Unknown	
<b>3. Please explain how flexibility was used in the prior and/or current years.</b>	
<b>PRIOR YEAR EXPLAIN ACTUAL USE</b>	<b>CURRENT YEAR EXPLAIN PLANNED USE</b>
N/A	Flexibility between PS and E&E will only be used if unforeseen expenditures are required to maintain the normal course of business.

# DECISION ITEM DETAIL

Budget Unit	FY 2020	FY 2020	FY 2021	FY 2021	FY 2022	FY 2022	FY 2022	FY 2022
Decision Item	ACTUAL	ACTUAL	BUDGET	BUDGET	DEPT REQ	DEPT REQ	GOV REC	GOV REC
Budget Object Class	DOLLAR	FTE	DOLLAR	FTE	DOLLAR	FTE	DOLLAR	FTE
<b>MO ETHICS COM - OPER</b>								
<b>CORE</b>								
GENERAL COUNSEL	79,638	1.00	80,914	1.00	80,914	1.00	80,914	1.00
STAFF ATTORNEY	62,042	1.00	64,754	1.00	64,754	1.00	64,754	1.00
ASSISTANT DIRECTOR	79,638	1.00	80,914	1.00	80,914	1.00	80,914	1.00
REPORTING SPECIALIST	197,842	6.04	215,686	6.00	215,686	6.00	215,686	6.00
EXECUTIVE DIRECTOR	95,028	1.00	96,553	1.00	96,553	1.00	96,553	1.00
SUPPORT ASSISTANT	26,159	1.00	26,578	1.00	26,578	1.00	26,578	1.00
ADMINISTRATIVE ASSISTANT	33,854	1.00	34,397	1.00	34,397	1.00	34,397	1.00
DIRECTOR OF BUSINESS SERVICES	74,364	1.00	75,557	1.00	75,557	1.00	75,557	1.00
SENIOR FIELD INVESTIGATOR	93,308	2.00	189,194	4.00	189,194	4.00	189,194	4.00
INVESTIGATOR III	64,069	1.00	66,906	1.00	66,906	1.00	66,906	1.00
BUSINESS ANALYST II	14,628	0.39	0	0.00	0	0.00	0	0.00
SPECIAL INVESTIGATOR	0	0.00	5,627	0.00	5,627	0.00	5,627	0.00
DIRECTOR OF INFORMATION TECH	74,364	1.00	75,557	1.00	75,557	1.00	75,557	1.00
COMPUTER INFO TECHNOLOGIST II	44,599	1.00	0	0.00	0	0.00	0	0.00
COMPUTER INFO TECHNOLOGIST III	77,730	1.75	140,400	3.00	140,400	3.00	140,400	3.00
PARALEGAL	37,509	1.00	39,477	1.00	39,477	1.00	39,477	1.00
COMPUTER INFO TECHNOLOGIST IV	27,419	0.55	50,295	1.00	50,295	1.00	50,295	1.00
COMMISSION MEMBERS	10,109	0.05	21,311	0.00	21,311	0.00	21,311	0.00
<b>TOTAL - PS</b>	<b>1,092,300</b>	<b>21.78</b>	<b>1,264,120</b>	<b>24.00</b>	<b>1,264,120</b>	<b>24.00</b>	<b>1,264,120</b>	<b>24.00</b>
TRAVEL, IN-STATE	4,795	0.00	9,233	0.00	9,233	0.00	9,233	0.00
TRAVEL, OUT-OF-STATE	7,684	0.00	9,233	0.00	9,233	0.00	9,233	0.00
SUPPLIES	53,002	0.00	70,400	0.00	70,400	0.00	70,400	0.00
PROFESSIONAL DEVELOPMENT	7,609	0.00	16,200	0.00	16,200	0.00	16,200	0.00
COMMUNICATION SERV & SUPP	17,143	0.00	29,194	0.00	29,194	0.00	29,194	0.00
PROFESSIONAL SERVICES	37,228	0.00	54,900	0.00	54,900	0.00	54,900	0.00
M&R SERVICES	32,344	0.00	52,740	0.00	52,740	0.00	52,740	0.00
COMPUTER EQUIPMENT	54,860	0.00	35,500	0.00	35,500	0.00	35,500	0.00
OFFICE EQUIPMENT	965	0.00	10,800	0.00	10,800	0.00	10,800	0.00
BUILDING LEASE PAYMENTS	26,452	0.00	5,700	0.00	5,700	0.00	5,700	0.00
MISCELLANEOUS EXPENSES	660	0.00	1,000	0.00	1,000	0.00	1,000	0.00
<b>TOTAL - EE</b>	<b>242,742</b>	<b>0.00</b>	<b>294,900</b>	<b>0.00</b>	<b>294,900</b>	<b>0.00</b>	<b>294,900</b>	<b>0.00</b>

# DECISION ITEM DETAIL

Budget Unit	FY 2020	FY 2020	FY 2021	FY 2021	FY 2022	FY 2022	FY 2022	FY 2022
Decision Item	ACTUAL	ACTUAL	BUDGET	BUDGET	DEPT REQ	DEPT REQ	GOV REC	GOV REC
Budget Object Class	DOLLAR	FTE	DOLLAR	FTE	DOLLAR	FTE	DOLLAR	FTE
<hr/>								
MO ETHICS COM - OPER								
CORE								
REFUNDS	21	0.00	400	0.00	400	0.00	400	0.00
TOTAL - PD	21	0.00	400	0.00	400	0.00	400	0.00
<hr/>								
GRAND TOTAL	\$1,335,063	21.78	\$1,559,420	24.00	\$1,559,420	24.00	\$1,559,420	24.00
<hr/>								
GENERAL REVENUE	\$1,335,063	21.78	\$1,559,420	24.00	\$1,559,420	24.00	\$1,559,420	24.00
FEDERAL FUNDS	\$0	0.00	\$0	0.00	\$0	0.00	\$0	0.00
OTHER FUNDS	\$0	0.00	\$0	0.00	\$0	0.00	\$0	0.00

<b>PROGRAM DESCRIPTION</b>	
<b>Department:</b> Office of Administration	<b>HB Section(s):</b> 5.175
<b>Program Name:</b> Administrative Program	
<b>Program is found in the following core budget(s):</b> Missouri Ethics Commission	
<p><b>1a. What strategic priority does this program address?</b></p> <p>Leads and supports Commission services</p> <p><b>1b. What does this program do?</b></p> <ul style="list-style-type: none"> <li>• Sets and directs Commission goals</li> <li>• Assists and directs customers to the appropriate resource for guidance</li> <li>• Ensure compliance of Sunshine Law requests for information</li> <li>• Coordinate Commission meetings and hearings</li> <li>• Provides information technology support</li> <li>• Provides resources for state employee benefits, payroll and human resource issues and questions</li> <li>• Furnishes supplies and equipment to support Commission's work</li> </ul> <p><b>2a. Provide an activity measure(s) for the program.</b></p> <p>The program serves the 24 staff members, 6 Commissioners, and members of the public.</p> <p><b>2b. Provide a measure(s) of the program's quality.</b></p> <p>A survey was placed on our website in August 2020 requesting individuals to provide feedback for services provided by the Missouri Ethics Commission. During the month of August, the survey was completed by 425 individuals who may interact with our agency via the website, telephone, e-mail, newsletter, etc. to receive assistance. Of the 425 responses, 368 individuals (87%) are somewhat to strongly satisfied with the assistance, services and tools provided by our agency.</p> <p><b>2c. Provide a measure(s) of the program's impact.</b></p> <p>The Commission makes transparency and public information a priority in our operations. The Commission's website provides detailed financial information about campaign expenditures and contributions and includes many publications, brochures, and web tutorials explaining Missouri's ethics laws, requirements and regulations.</p> <p><b>2d. Provide a measure(s) of the program's efficiency.</b></p> <p>The program measures efficiency in the turn-around time for requests of information and computer downtime. A request for copies of public documents is usually filled the same day. The electronic filing systems are available 99% of the time for submission of required reports, viewing reports, and printing of submitted reports.</p>	

## PROGRAM DESCRIPTION

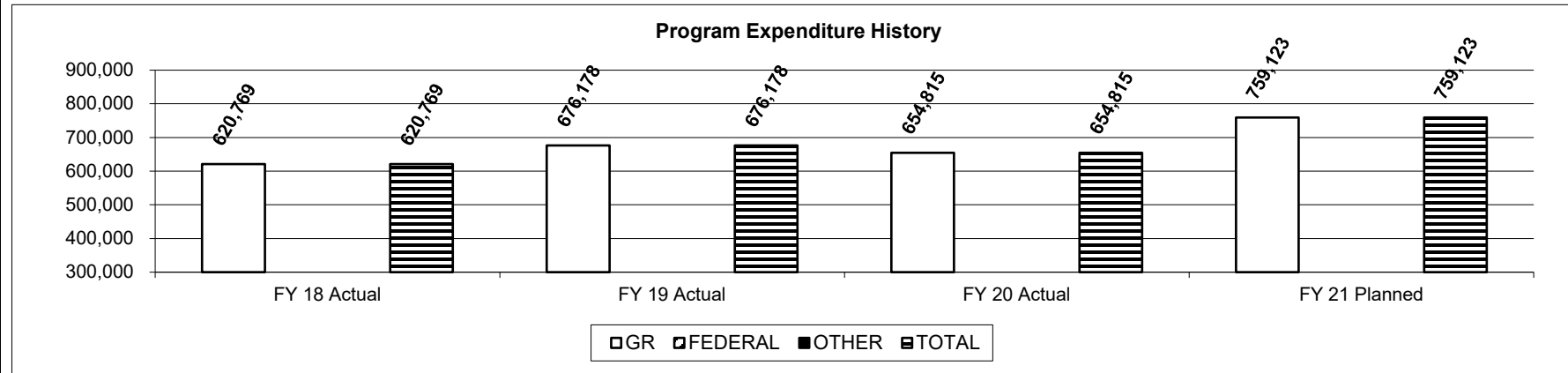
Department: Office of Administration

HB Section(s): 5.175

Program Name: Administrative Program

Program is found in the following core budget(s): Missouri Ethics Commission

3. Provide actual expenditures for the prior three fiscal years and planned expenditures for the current fiscal year. (Note: Amounts do not include fringe benefit costs.)



4. What are the sources of the "Other" funds?

The Missouri Ethics Commission does not receive "other" funds.

5. What is the authorization for this program, i.e., federal or state statute, etc.? (Include the federal program number, if applicable.)

Chapter 105 RSMo

6. Are there federal matching requirements? If yes, please explain.

No

7. Is this a federally mandated program? If yes, please explain.

No

**PROGRAM DESCRIPTION****Department: Office of Administration****HB Section(s): 5.175****Program Name: Compliance****Program is found in the following core budget(s): Missouri Ethics Commission****1a. What strategic priority does this program address?**

Investigate and enforce ethics laws

**1b. What does this program do?**

- Receive and investigate citizen complaints relating to campaign finance, personal financial disclosure, lobbyist filings and conflict of interest
- Conduct audits of reports filed with the Commission
- Present Investigation and Audit reports for Commission review
- Upon Commission referral take appropriate legal action to enforce the violations of law
- Provide legal guidance to the Commission for the issuance of opinions
- Provide representation in late filing fee and enforcement appeals before the Administrative Hearing Commission

**2a. Provide an activity measure(s) for the program.**

	FY 2018 Actual	FY 2019 Actual	FY 2020 Projected	FY 2020 Actual	FY 2021 Projected	FY 2022 Projected	FY 2023 Projected
Complaints filed with our office	273	155	211	130	199	210	188
Opinion Requests	11	10	9	6	9	9	12
Late Fee Appeals	18	21	22	17	22	22	18

**2b. Provide a measure(s) of the program's quality.**

A survey was placed on our website in August 2020 requesting individuals to provide feedback for services provided by the Missouri Ethics Commission. During the month of August, the survey was completed by 425 individuals who may interact with our agency via the website, telephone, e-mail, newsletter, etc. to receive assistance. Of the 425 responses, 368 individuals (87%) are somewhat to strongly satisfied with the assistance, services and tools provided by our agency.

**2c. Provide a measure(s) of the program's impact.**

The Commission issued final actions in FY 2018 which concluded in a Consent Order. Of the 25 final actions 100% of the Respondents did not have a new complaint before the Commission within 2 years.

**2d. Provide a measure(s) of the program's efficiency.**

In FY 2020, the Commission issued 50 final actions including the requirement to pay a fee within a 45 to 60-day timeframe and 48 paid the fee within the required timeframe.

## PROGRAM DESCRIPTION

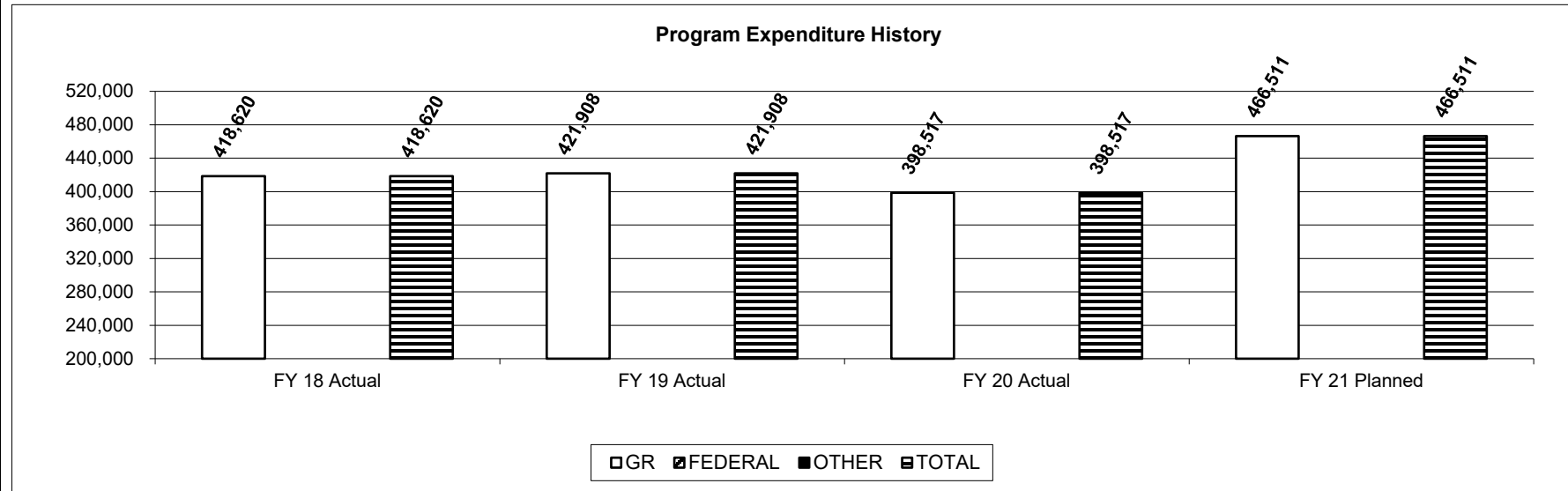
Department: Office of Administration

HB Section(s): 5.175

Program Name: Compliance

Program is found in the following core budget(s): Missouri Ethics Commission

3. Provide actual expenditures for the prior three fiscal years and planned expenditures for the current fiscal year. (Note: Amounts do not include fringe benefit costs.)



4. What are the sources of the "Other" funds?

The Missouri Ethics Commission does not receive "other" funds.

5. What is the authorization for this program, i.e., federal or state statute, etc.? (Include the federal program number, if applicable.)

Chapter 105 RSMo

6. Are there federal matching requirements? If yes, please explain.

No

7. Is this a federally mandated program? If yes, please explain.

No



**PROGRAM DESCRIPTION**

**Department:** Office of Administration

**HB Section(s):** 5.175

**Program Name:** Lobbyist Program

**Program is found in the following core budget(s):** Missouri Ethics Commission

**1a. What strategic priority does this program address?**

Ensure lobbyists timely register and report expenditures

**1b. What does this program do?**

- Assist lobbyists in understanding and complying with lobbyist laws
- Assist lobbyists with initial registration and yearly renewal
- Provide guidance to both lobbyists and public officials on the lobbyist reporting requirements
- Advise lobbyists of monthly reporting deadlines and monitor the timeliness of submission
- Communicate to each public official any expenditure made on their behalf by a lobbyist

**2a. Provide an activity measure(s) for the program.**

	FY 2018 Actual	FY 2019 Actual	FY 2020 Projected	FY 2020 Actual	FY 2021 Projected	FY 2022 Projected	FY 2023 Projected
Lobbyists Registered with our office	1,196	1,124	1,153	1,187	1,180	1,173	1,128

**2b. Provide a measure(s) of the program's quality.**

In August, 2020 a survey was e-mailed requesting individuals to provide feedback in services provided by the Missouri Ethics Commission. The survey was completed by 156 individuals who utilize our lobbyist filing system. Of the 156 responses, 138 individuals (89%) agreed or strongly agreed Missouri Ethics Commission staff is knowledgeable, professional and courteous. Nine hundred and fifty-six individuals (90%) are somewhat satisfied, satisfied or strongly satisfied with the timely service they receive and are comfortable contacting our staff knowing we are here to assist them.

## PROGRAM DESCRIPTION

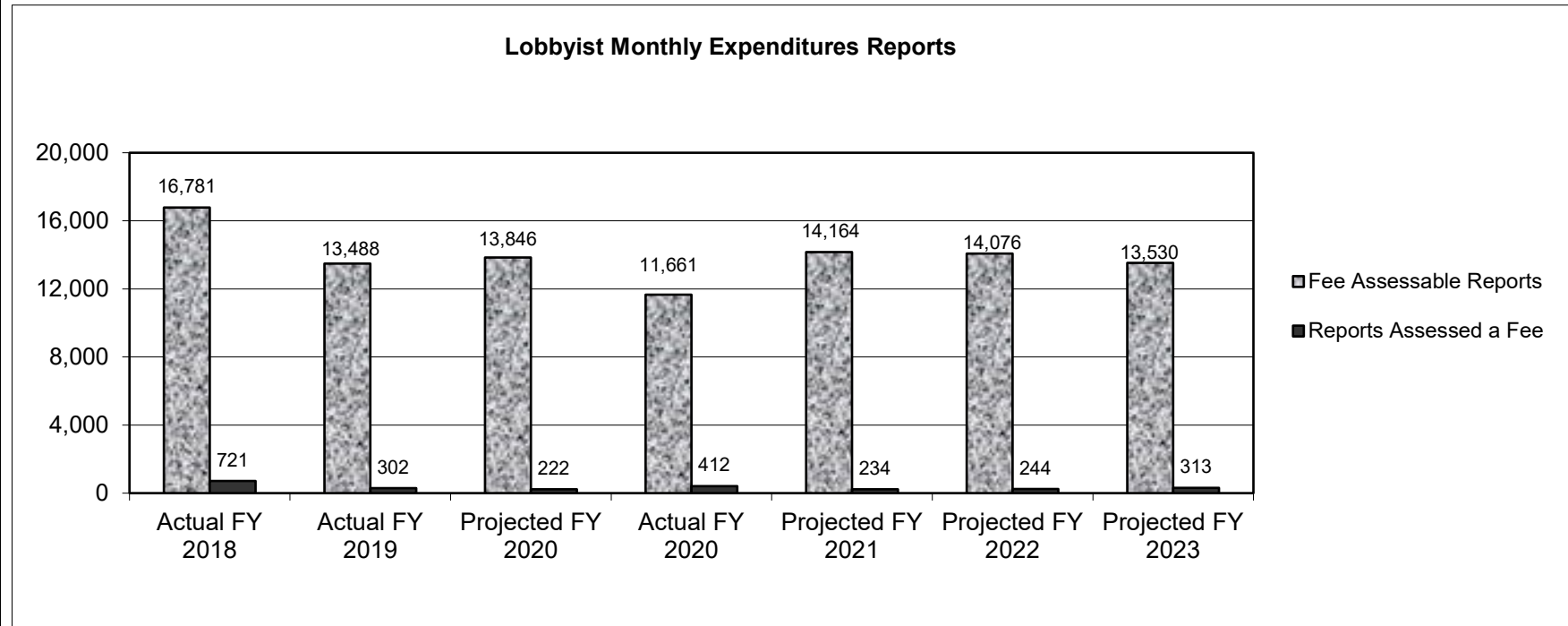
Department: Office of Administration

HB Section(s): 5.175

Program Name: Lobbyist Program

Program is found in the following core budget(s): Missouri Ethics Commission

2c. Provide a measure(s) of the program's impact.



2d. Provide a measure(s) of the program's efficiency.

Lobbyists annually renew registration with the Commission. The renewal period begins December 1st with a deadline of January 5th. In 2019, 1,095 lobbyists were required to either renew their registration or terminate their registration. 40% complied by December 15<sup>th</sup> and 54% by December 31st.

## PROGRAM DESCRIPTION

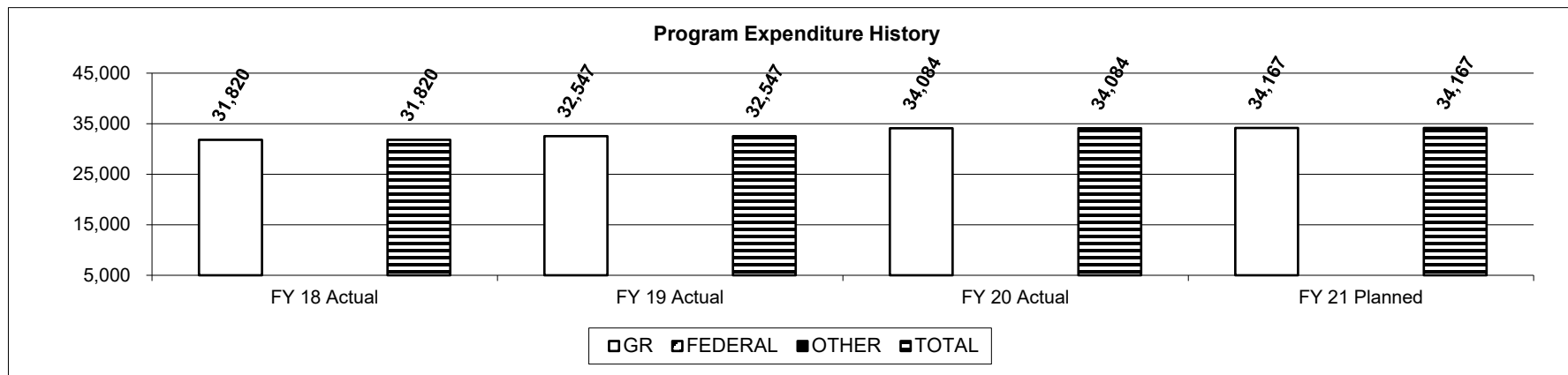
Department: Office of Administration

HB Section(s): 5.175

Program Name: Lobbyist Program

Program is found in the following core budget(s): Missouri Ethics Commission

3. Provide actual expenditures for the prior three fiscal years and planned expenditures for the current fiscal year. (Note: Amounts do not include fringe benefit costs.)



4. What are the sources of the "Other" funds?

The Missouri Ethics Commission does not receive "other" funds.

5. What is the authorization for this program, i.e., federal or state statute, etc.? (Include the federal program number, if applicable.)

Chapter 105 RSMo

6. Are there federal matching requirements? If yes, please explain.

No

7. Is this a federally mandated program? If yes, please explain.

No

**PROGRAM DESCRIPTION****Department: Office of Administration****HB Section(s): 5.175****Program Name: Personal Financial Disclosure Program****Program is found in the following core budget(s): Missouri Ethics Commission****1a. What strategic priority does this program address?**

Ensure accurate and timely personal financial disclosures.

**1b. What does this program do?**

- Assist public officials, candidates and employees of political subdivisions in understanding and complying with personal financial disclosure law
- Coordinate with political subdivisions to ensure they provide an accurate list of required filers to Commission
- Advise filers of reporting deadlines and monitor the timeliness of submission
- Proactive outreach to annual filers and candidate filers who are subject to potential removal from the ballot if filing late

**2a. Provide an activity measure(s) for the program.**

	FY 2018 Actual	FY 2019 Actual	FY 2020 Projected	FY 2020 Actual	FY 2021 Projected	FY 2022 Projected	FY 2023 Projected
Individuals filing Personal Financial Disclosures	12,078	11,473	11,285	12,198	11,449	11,564	11,385
Political Subdivisions contacted for budget information	4,278	4,256	4,256	4,322	4,319	4,332	4,448

**2b. Provide a measure(s) of the program's quality.**

In August, 2020 a survey was e-mailed requesting individuals to provide feedback for services provided by the Missouri Ethics Commission. The survey was completed by 718 individuals who utilize our personal financial disclosure filing system. Of the 718 responses, 565 individuals (80%) agreed or strongly agreed Missouri Ethics Commission staff is knowledgeable, professional and courteous. 596 individuals (83%) are somewhat satisfied, satisfied, or strongly satisfied with the timely service they receive and are comfortable contacting our staff knowing we are here to assist them.

## PROGRAM DESCRIPTION

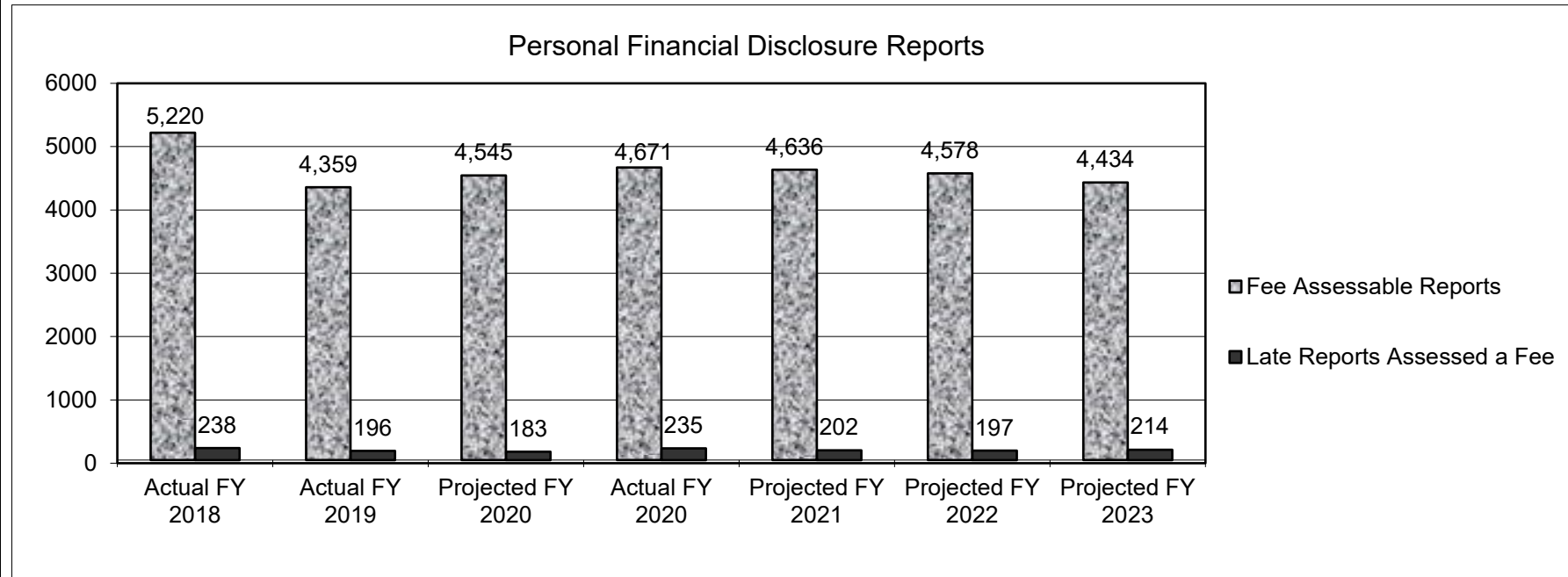
**Department:** Office of Administration

**HB Section(s):** 5.175

**Program Name:** Personal Financial Disclosure Program

**Program is found in the following core budget(s):** Missouri Ethics Commission

**2c. Provide a measure(s) of the program's impact.**



**2d. Provide a measure(s) of the program's efficiency.**

The personal financial disclosure electronic filing system allows filers to easily copy data from the last filed disclosure report to their current working disclosure report. After copying the data, the filers can easily make the necessary changes, deletions and additions to their active working disclosure. 78% of the personal financial disclosure reports filed utilized our voluntary electronic filing system. 71% of the political subdivisions completed their annual operating budget designation and 96% completed the required filer list utilizing our voluntary electronic filing system.

## PROGRAM DESCRIPTION

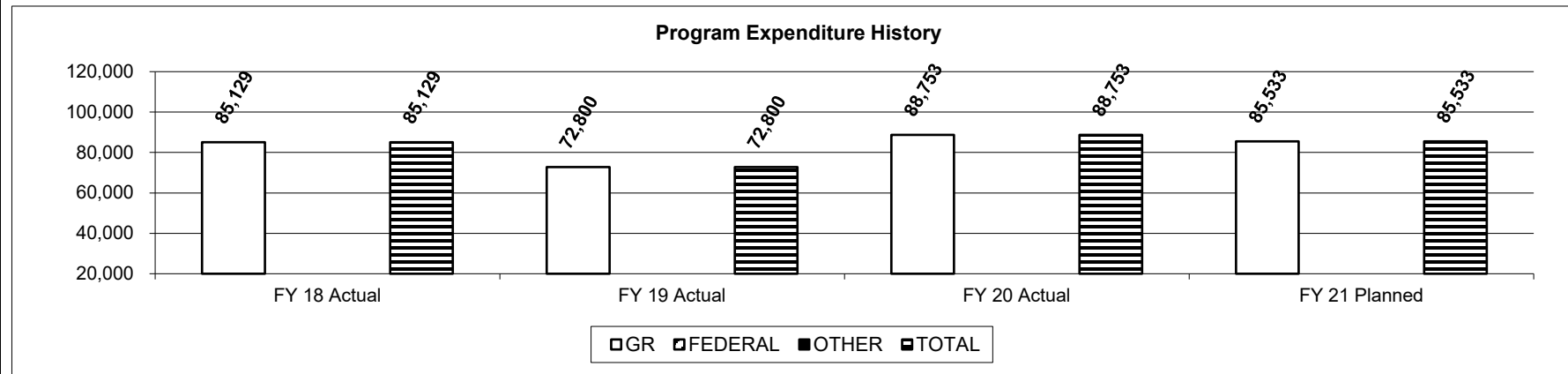
Department: Office of Administration

HB Section(s): 5.175

Program Name: Personal Financial Disclosure Program

Program is found in the following core budget(s): Missouri Ethics Commission

3. Provide actual expenditures for the prior three fiscal years and planned expenditures for the current fiscal year. (Note: Amounts do not include fringe benefit costs.)



4. What are the sources of the “Other” funds?

The Missouri Ethics Commission does not receive "other" funds.

5. What is the authorization for this program, i.e., federal or state statute, etc.? (Include the federal program number, if applicable.)

Chapter 105 RSMo

6. Are there federal matching requirements? If yes, please explain.

No

7. Is this a federally mandated program? If yes, please explain.

No

## PROGRAM DESCRIPTION

**Department:** Office of Administration

**HB Section(s):** 5.175

**Program Name:** Campaign Finance Program

**Program is found in the following core budget(s):** Missouri Ethics Commission

### 1a. What strategic priority does this program address?

Ensure accurate and timely campaign finance reports

### 1b. What does this program do?

- Assist filers in understanding and complying with campaign finance laws
- Advise filers of reporting deadlines and monitor the timeliness of submission
- Conduct proactive training to educate filers on the laws and requirements
- Conduct report reviews for accuracy to ensure compliance with campaign finance laws
- Follow-up with committees as necessary if reports contain errors or lack certain details
- 

### 2a. Provide an activity measure(s) for the program.

	FY 2018 Actual	FY 2019 Actual	FY 2020 Projected	FY 2020 Actual	FY 2021 Projected	FY 2022 Projected	FY 2023 Projected
Candidate Committees filing with our office	1,940	2,069	2,304	1883	1503	1528	1742
Continuing Committees (PACs) filing with our office	853	1,010	1,500	1063	1100	833	922
Political Party Committees filing with our office	221	224	225	226	222	224	227

### 2b. Provide a measure(s) of the program's quality.

In August, 2020, a survey was e-mailed requesting individuals to provide feedback for services provided by the Missouri Ethics Commission. The survey was completed by 574 individuals who utilize our campaign finance filing system. Of the 574 responses, 492 individuals (87%) strongly agreed or agreed Missouri Ethics Commission staff is knowledgeable, professional and courteous. 509 individuals (89%) are satisfied or strongly satisfied with the timely service they receive and are comfortable contacting our staff knowing we are here to assist them.

## PROGRAM DESCRIPTION

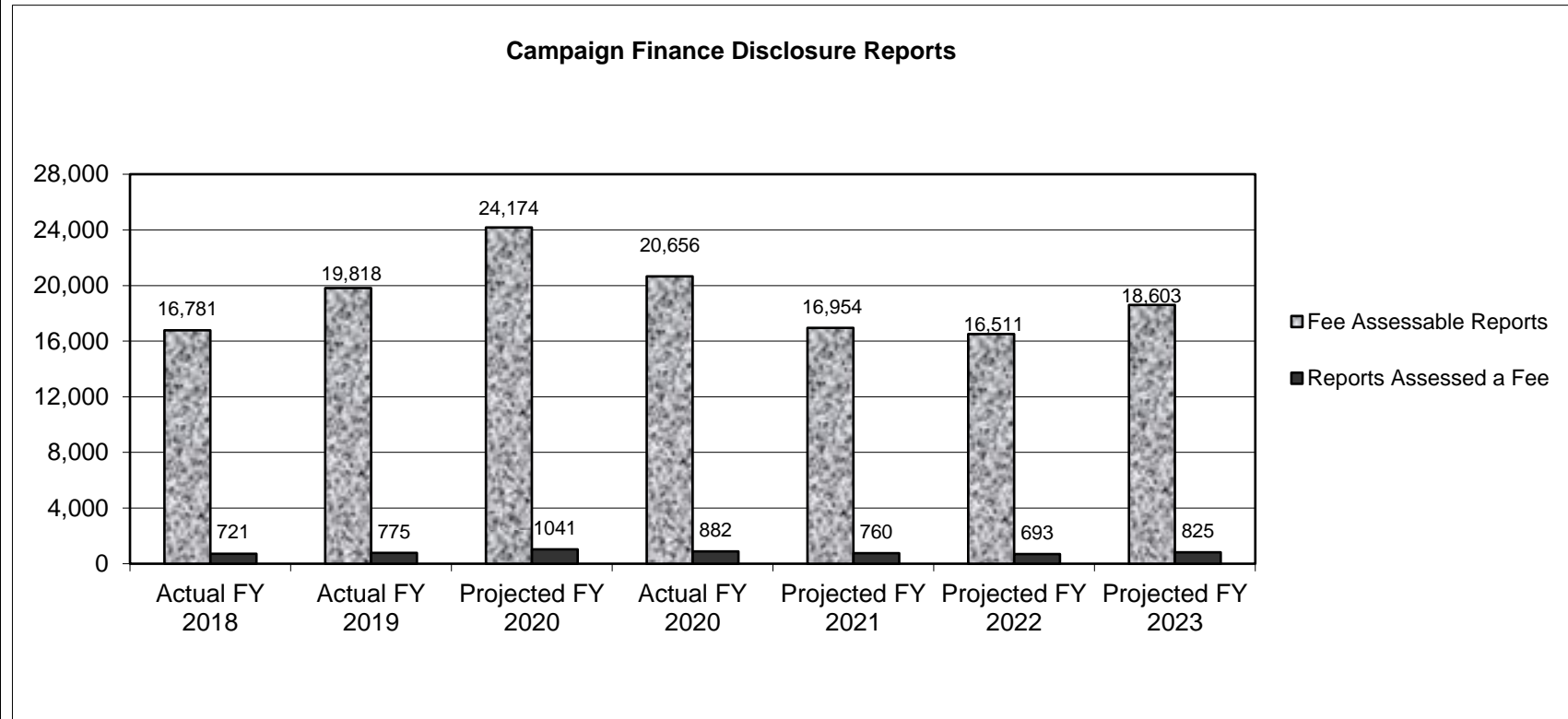
Department: Office of Administration

HB Section(s):5.175

Program Name: Campaign Finance Program

Program is found in the following core budget(s): Missouri Ethics Commission

2c. Provide a measure(s) of the program's impact.



2d. Provide a measure(s) of the program's efficiency.

The Commission received 7,603 full disclosure reports in FY 2020. After conducting reviews of the full disclosure reports, 410 reports required staff to seek additional information from the committees or provide additional guidance to the committees. 89% of the reviews were closed within 45 days of initiation, indicating that the committee promptly responded and addressed any issues.



## PROGRAM DESCRIPTION

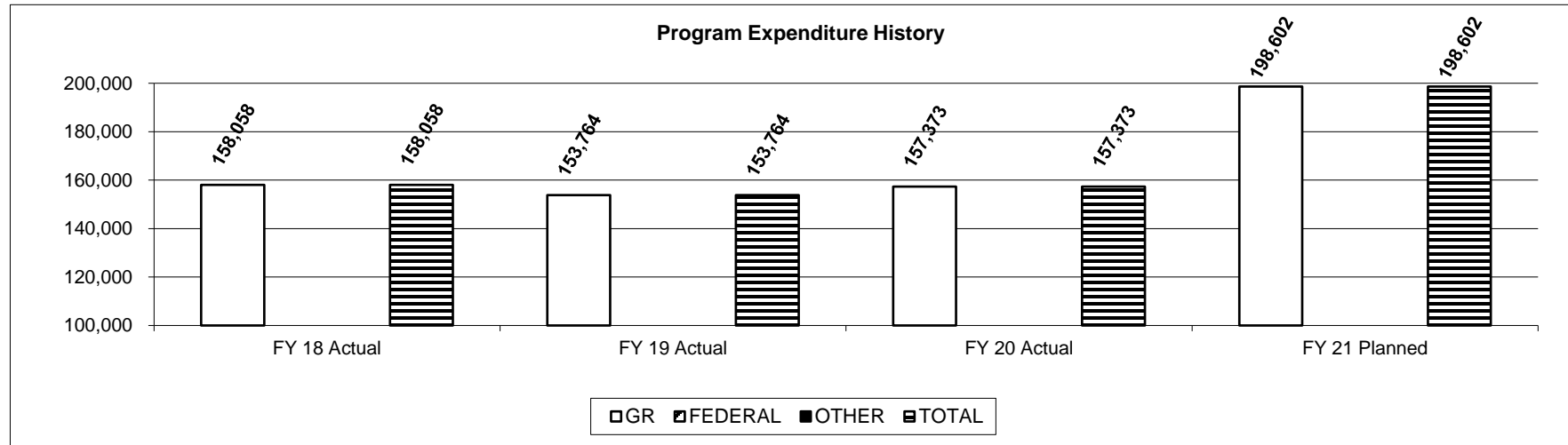
**Department:** Office of Administration

**HB Section(s):** 5.175

**Program Name:** Campaign Finance Program

**Program is found in the following core budget(s):** Missouri Ethics Commission

**3. Provide actual expenditures for the prior three fiscal years and planned expenditures for the current fiscal year. (Note: Amounts do not include fringe benefit costs.)**



**4. What are the sources of the “Other” funds?**

The Missouri Ethics Commission does not receive "other" funds.

**5. What is the authorization for this program, i.e., federal or state statute, etc.? (Include the federal program number, if applicable.)**

Chapter 130 RSMo

**6. Are there federal matching requirements? If yes, please explain.**

No

**7. Is this a federally mandated program? If yes, please explain.**

No



### CORE DECISION ITEM

<b>Department</b>	<b>Office of Administration</b>	<b>Budget Unit</b>	<b>31026</b>
<b>Division</b>	<b>Debt and Related Obligations</b>		
<b>Core</b>	<b>Board of Public Buildings - Debt Service</b>	<b>HB Section</b>	<b>5.180</b>

#### 1. CORE FINANCIAL SUMMARY

FY 2022 Budget Request					FY 2022 Governor's Recommendation						
	GR	Federal	Other	Total	E		GR	Federal	Other	Total	E
PS	0	0	0	0		PS	0	0	0	0	
EE	0	0	0	0		EE	0	0	0	0	
PSD	60,287,732	0	12,626,632	72,914,364		PSD	60,287,732	0	12,626,632	72,914,364	
TRF	0	0	0	0		TRF	0	0	0	0	
Total	60,287,732	0	12,626,632	72,914,364		Total	60,287,732	0	12,626,632	72,914,364	
FTE	0.00	0.00	0.00	0.00		FTE	0.00	0.00	0.00	0.00	
Est. Fringe	0	0	0	0		Est. Fringe	0	0	0	0	
Note: Fringes budgeted in House Bill 5 except for certain fringes budgeted directly to MoDOT, Highway Patrol, and Conservation.						Note: Fringes budgeted in House Bill 5 except for certain fringes budgeted directly to MoDOT, Highway Patrol, and Conservation.					

Other Funds: Facilities Maintenance Reserve Fund (0124)

Other Funds:

#### 2. CORE DESCRIPTION

This core request is for payment of principal and interest on outstanding Board of Public Buildings Special Obligation Bonds Series A 2015, B 2015, A 2016, A 2017, A 2018, and the Series A 2011, A 2012, A 2013, A 2014, A 2015, and A 2020 Refundings. The Board is authorized to issue \$1.545 billion in revenue bonds in accordance with Sections 8.420 and 8.665, RSMo. The amount of authorization not issued is \$352,085,000. There are ten (10) of Board of Public Buildings bonds outstanding as of 7/1/20 in the amount of \$617,725,000. Debt service amounts for these bonds vary from year to year due to different maturity dates and interest rates of the bonds.

#### 3. PROGRAM LISTING (list programs included in this core funding)

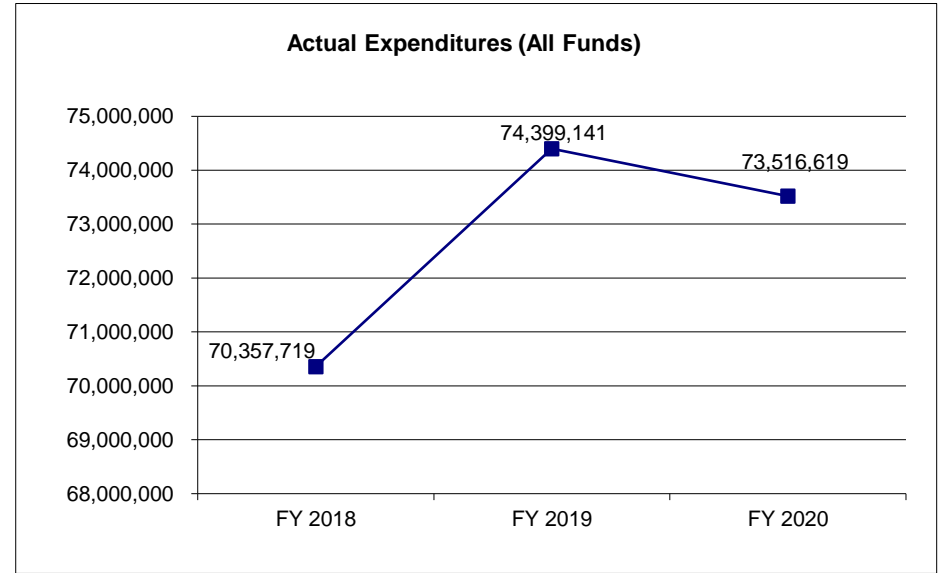
Debt Management

# CORE DECISION ITEM

Department	Office of Administration	Budget Unit	31026
Division	Debt and Related Obligations		
Core	Board of Public Buildings - Debt Service	HB Section	5.180

## 4. FINANCIAL HISTORY

	FY 2018 Actual	FY 2019 Actual	FY 2020 Actual	FY 2021 Current Yr.
Appropriation (All Funds)	78,642,351	76,967,081	74,239,533	74,146,533
Less Reverted (All Funds)	0	0	0	N/A
Less Restricted (All Funds)*	0	0	0	N/A
Budget Authority (All Funds)	78,642,351	76,967,081	74,239,533	N/A
Actual Expenditures (All Funds)	70,357,719	74,399,141	73,516,619	N/A
Unexpended (All Funds)	8,284,632	2,567,940	722,914	N/A
Unexpended, by Fund:				
General Revenue	1,349,802	9,153	722,914	N/A
Federal	0	0	0	N/A
Other	6,934,830	2,558,787	0	N/A
	(1)			



Reverted includes the statutory three-percent reserve amount (when applicable).

Restricted includes any Governor's Expenditure Restrictions which remained at the end of the fiscal year (when applicable).

### NOTES:

(1) Large lapse is because not all authorized bonds were issued.

## CORE RECONCILIATION DETAIL

STATE  
BPB DEBT SERVICE

### 5. CORE RECONCILIATION DETAIL

				Budget Class	FTE	GR	Federal	Other	Total	Explanation
<b>TAFP AFTER VETOES</b>				PD	0.00	61,519,901	0	12,626,632	74,146,533	
<b>Total</b>					<b>0.00</b>	<b>61,519,901</b>	<b>0</b>	<b>12,626,632</b>	<b>74,146,533</b>	
<b>DEPARTMENT CORE ADJUSTMENTS</b>										
Core Reduction	971	8002	PD		0.00	(1,232,169)	0	0	(1,232,169)	Debt service reduction; debt service amounts for these bonds vary from year to year due to different bond maturity dates and interest rates.
<b>NET DEPARTMENT CHANGES</b>					<b>0.00</b>	<b>(1,232,169)</b>	<b>0</b>	<b>0</b>	<b>(1,232,169)</b>	
<b>DEPARTMENT CORE REQUEST</b>				PD	0.00	60,287,732	0	12,626,632	72,914,364	
<b>Total</b>					<b>0.00</b>	<b>60,287,732</b>	<b>0</b>	<b>12,626,632</b>	<b>72,914,364</b>	
<b>GOVERNOR'S RECOMMENDED CORE</b>				PD	0.00	60,287,732	0	12,626,632	72,914,364	
<b>Total</b>					<b>0.00</b>	<b>60,287,732</b>	<b>0</b>	<b>12,626,632</b>	<b>72,914,364</b>	

## DECISION ITEM SUMMARY

Budget Unit								
Decision Item	FY 2020	FY 2020	FY 2021	FY 2021	FY 2022	FY 2022	FY 2022	FY 2022
Budget Object Summary	ACTUAL	ACTUAL	BUDGET	BUDGET	DEPT REQ	DEPT REQ	GOV REC	GOV REC
Fund	DOLLAR	FTE	DOLLAR	FTE	DOLLAR	FTE	DOLLAR	FTE
<b>BPB DEBT SERVICE</b>								
<b>CORE</b>								
PROGRAM-SPECIFIC								
GENERAL REVENUE	60,894,787	0.00	61,519,901	0.00	60,287,732	0.00	60,287,732	0.00
FACILITIES MAINTENANCE RESERVE	12,621,831	0.00	12,626,632	0.00	12,626,632	0.00	12,626,632	0.00
TOTAL - PD	73,516,618	0.00	74,146,533	0.00	72,914,364	0.00	72,914,364	0.00
<b>TOTAL</b>	<b>73,516,618</b>	<b>0.00</b>	<b>74,146,533</b>	<b>0.00</b>	<b>72,914,364</b>	<b>0.00</b>	<b>72,914,364</b>	<b>0.00</b>
<b>BPB Debt Service Increase - 1300008</b>								
PROGRAM-SPECIFIC								
FACILITIES MAINTENANCE RESERVE	0	0.00	0	0.00	450	0.00	450	0.00
TOTAL - PD	0	0.00	0	0.00	450	0.00	450	0.00
<b>TOTAL</b>	<b>0</b>	<b>0.00</b>	<b>0</b>	<b>0.00</b>	<b>450</b>	<b>0.00</b>	<b>450</b>	<b>0.00</b>
<b>GRAND TOTAL</b>	<b>\$73,516,618</b>	<b>0.00</b>	<b>\$74,146,533</b>	<b>0.00</b>	<b>\$72,914,814</b>	<b>0.00</b>	<b>\$72,914,814</b>	<b>0.00</b>

1/22/21 9:37

im\_disummary

# DECISION ITEM DETAIL

Budget Unit	FY 2020	FY 2020	FY 2021	FY 2021	FY 2022	FY 2022	FY 2022	FY 2022
Decision Item	ACTUAL	ACTUAL	BUDGET	BUDGET	DEPT REQ	DEPT REQ	GOV REC	GOV REC
Budget Object Class	DOLLAR	FTE	DOLLAR	FTE	DOLLAR	FTE	DOLLAR	FTE
<b>BPB DEBT SERVICE</b>								
<b>CORE</b>								
DEBT SERVICE	73,516,618	0.00	74,146,533	0.00	72,914,364	0.00	72,914,364	0.00
TOTAL - PD	73,516,618	0.00	74,146,533	0.00	72,914,364	0.00	72,914,364	0.00
GRAND TOTAL	\$73,516,618	0.00	\$74,146,533	0.00	\$72,914,364	0.00	\$72,914,364	0.00
GENERAL REVENUE	\$60,894,787	0.00	\$61,519,901	0.00	\$60,287,732	0.00	\$60,287,732	0.00
FEDERAL FUNDS	\$0	0.00	\$0	0.00	\$0	0.00	\$0	0.00
OTHER FUNDS	\$12,621,831	0.00	\$12,626,632	0.00	\$12,626,632	0.00	\$12,626,632	0.00





## NEW DECISION ITEM

RANK: \_\_\_\_\_ OF \_\_\_\_\_

Department Office of Administration	Budget Unit	31026
Division Debt and Related Obligations		
Core - BPB Debt Service Increase	HB Section	5.180
DI#1300008		

## 1. AMOUNT OF REQUEST

	FY 2022 Budget Request				
	GR	Federal	Other	Total	E
PS	0	0	0	0	
EE	0	0	0	0	
PSD	0	0	450	450	
TRF	0	0	0	0	
Total	0	0	450	450	
FTE	0.00	0.00	0.00	0.00	

Est. Fringe	0	0	0	0
-------------	---	---	---	---

Note: Fringes budgeted in House Bill 5 except for certain fringes budgeted directly to MoDOT, Highway Patrol, and Conservation.

Other Funds: Facilities Maintenance Reserve fund (0124)

	FY 2022 Governor's Recommendation				
	GR	Federal	Other	Total	E
PS	0	0	0	0	
EE	0	0	0	0	
PSD	0	0	450	450	
TRF	0	0	0	0	
Total	0	0	450	450	
FTE	0.00	0.00	0.00	0.00	

Est. Fringe	0	0	0	0
-------------	---	---	---	---

Note: Fringes budgeted in House Bill 5 except for certain fringes budgeted directly to MoDOT, Highway Patrol, and Conservation.

Other Funds:

## 2. THIS REQUEST CAN BE CATEGORIZED AS:

<input type="checkbox"/> New Legislation	<input type="checkbox"/> New Program	<input type="checkbox"/> Fund Switch
<input type="checkbox"/> Federal Mandate	<input type="checkbox"/> Program Expansion	<input checked="" type="checkbox"/> Cost to Continue
<input type="checkbox"/> GR Pick-Up	<input type="checkbox"/> Space Request	<input type="checkbox"/> Equipment Replacement
<input type="checkbox"/> Pay Plan	<input type="checkbox"/> Other: _____	

## 3. WHY IS THIS FUNDING NEEDED? PROVIDE AN EXPLANATION FOR ITEMS CHECKED IN #2. INCLUDE THE FEDERAL OR STATE STATUTORY OR CONSTITUTIONAL AUTHORIZATION FOR THIS PROGRAM.

This core request is for the payment of principal and interest on outstanding Board of Public Buildings project bonds. This decision item of \$450 represents the increase needed to continue to make the required debt service payments.

**NEW DECISION ITEM**

**RANK:** \_\_\_\_\_ **OF** \_\_\_\_\_

<b>Department Office of Administration</b>			<b>Budget Unit</b>	<u>31026</u>
<b>Division</b>	<b>Debt and Related Obligations</b>			
<b>Core -</b>	<b>BPB Debt Service Increase</b>	<b>DI#1300008</b>	<b>HB Section</b>	<u>5.180</u>

**4. DESCRIBE THE DETAILED ASSUMPTIONS USED TO DERIVE THE SPECIFIC REQUESTED AMOUNT. (How did you determine that the requested number of FTE were appropriate? From what source or standard did you derive the requested levels of funding? Were alternatives such as outsourcing or automation considered? If based on new legislation, does request tie to TAFP fiscal note? If not, explain why. Detail which portions of the request are one-times and how those amounts were calculated.)**

Debt service amounts for these bonds vary from year to year due to different maturity dates and interest rates on the bonds. The amount required for FY 22 is greater than the FY 21 core as follows:

	Principal Outstanding <u>07/01/2020</u>	<u>Fund</u>	FY 21 <u>Core</u>	FY 22 <u>Request</u>	<u>Difference</u>
BPB	\$617,725,000	0124	\$12,626,632	\$12,627,082	\$450

**5. BREAK DOWN THE REQUEST BY BUDGET OBJECT CLASS, JOB CLASS, AND FUND SOURCE. IDENTIFY ONE-TIME COSTS.**

<b>Budget Object Class/Job Class</b>	<b>Dept Req GR DOLLARS</b>	<b>Dept Req GR FTE</b>	<b>Dept Req FED DOLLARS</b>	<b>Dept Req FED FTE</b>	<b>Dept Req OTHER DOLLARS</b>	<b>Dept Req OTHER FTE</b>	<b>Dept Req TOTAL DOLLARS</b>	<b>Dept Req TOTAL FTE</b>	<b>Dept Req One-Time DOLLARS</b>	<b>E</b>
<b>Total PS</b>	<u>0</u>	<u>0.0</u>	<u>0</u>	<u>0.0</u>	<u>0</u>	<u>0.0</u>	<u>0</u>	<u>0.0</u>	<u>0</u>	
<b>Total EE</b>	<u>0</u>		<u>0</u>		<u>0</u>		<u>0</u>		<u>0</u>	
Debt Service	<u>0</u>				<u>450</u>		<u>450</u>			
<b>Total PSD</b>	<u>0</u>		<u>0</u>		<u>450</u>		<u>450</u>		<u>0</u>	
Transfers										
<b>Total TRF</b>	<u>0</u>		<u>0</u>		<u>0</u>		<u>0</u>		<u>0</u>	
<b>Grand Total</b>	<u>0</u>	<u>0.0</u>	<u>0</u>	<u>0.0</u>	<u>450</u>	<u>0.0</u>	<u>450</u>	<u>0.0</u>	<u>0</u>	

**NEW DECISION ITEM**

RANK: \_\_\_\_\_ OF \_\_\_\_\_

Department Office of Administration			Budget Unit		31026					
Division	Debt and Related Obligations									
Core -	BPB Debt Service Increase	DI#1300008	HB Section		5.180					
Budget Object Class/Job Class	Gov Rec GR DOLLARS	Gov Rec GR FTE	Gov Rec FED DOLLARS	Gov Rec FED FTE	Gov Rec OTHER DOLLARS	Gov Rec OTHER FTE	Gov Rec TOTAL DOLLARS	Gov Rec TOTAL FTE	Gov Rec One-Time DOLLARS	E
Total PS	0	0.0	0	0.0	0	0.0	0	0.0	0	
							0			
							0			
							0			
							0			
Total EE	0		0		0		0		0	
Debt Service	0				450		450			
Total PSD	0		0		450		450		0	
Transfers										
Total TRF	0		0		0		0		0	
Grand Total	0	0.0	0	0.0	450	0.0	450	0.0	0	

**NEW DECISION ITEM**

RANK: \_\_\_\_\_ OF \_\_\_\_\_

Department Office of Administration			Budget Unit	31026
Division	Debt and Related Obligations			
Core -	BPB Debt Service Increase	DI#1300008	HB Section	5.180

**6. PERFORMANCE MEASURES (If new decision item has an associated core, separately identify projected performance with & without additional funding.)**

**6a. Provide an activity measure(s) for the program.**

18/18 payments in compliance with debt service requirements.

**6b. Provide a measure(s) of the program's quality.**

18/18 Debt Service payments made on due date.

**6c. Provide a measure(s) of the program's impact.**

9/9 paying agents received timely payment. Unknown number of bond holders received timely payment.

**6d. Provide a measure(s) of the program's efficiency.**

0 complaints received by paying agents or bondholders.

**7. STRATEGIES TO ACHIEVE THE PERFORMANCE MEASUREMENT TARGETS:**

The debt service payment will be made to the paying agent on the due date in accordance with bond resolutions .

# DECISION ITEM DETAIL

Budget Unit	FY 2020	FY 2020	FY 2021	FY 2021	FY 2022	FY 2022	FY 2022	FY 2022
Decision Item	ACTUAL	ACTUAL	BUDGET	BUDGET	DEPT REQ	DEPT REQ	GOV REC	GOV REC
Budget Object Class	DOLLAR	FTE	DOLLAR	FTE	DOLLAR	FTE	DOLLAR	FTE
<b>BPB DEBT SERVICE</b>								
<b>BPB Debt Service Increase - 1300008</b>								
DEBT SERVICE	0	0.00	0	0.00	450	0.00	450	0.00
TOTAL - PD	0	0.00	0	0.00	450	0.00	450	0.00
<b>GRAND TOTAL</b>	<b>\$0</b>	<b>0.00</b>	<b>\$0</b>	<b>0.00</b>	<b>\$450</b>	<b>0.00</b>	<b>\$450</b>	<b>0.00</b>
GENERAL REVENUE	\$0	0.00	\$0	0.00	\$0	0.00	\$0	0.00
FEDERAL FUNDS	\$0	0.00	\$0	0.00	\$0	0.00	\$0	0.00
OTHER FUNDS	\$0	0.00	\$0	0.00	\$450	0.00	\$450	0.00



## CORE DECISION ITEM

<b>Department</b>	<b>Office of Administration</b>	<b>Budget Unit</b>	<b>31031C</b>
<b>Division</b>	<b>Debt and Related Obligations</b>		
<b>Core</b>	<b>Annual Fees, Arbitrage Rebate, Refunding, and Related Expenses</b>	<b>HB Section</b>	<b>5.185</b>

### 1. CORE FINANCIAL SUMMARY

FY 2022 Budget Request					FY 2022 Governor's Recommendation						
	GR	Federal	Other	Total	E		GR	Federal	Other	Total	E
PS	0	0	0	0		PS	0	0	0	0	
EE	10,422	0	0	10,422		EE	10,422	0	0	10,422	
PSD	20,232	0	0	20,232		PSD	20,232	0	0	20,232	
TRF	0	0	0	0		TRF	0	0	0	0	
Total	30,654	0	0	30,654		Total	30,654	0	0	30,654	
FTE	0.00	0.00	0.00	0.00		FTE	0.00	0.00	0.00	0.00	
Est. Fringe	0	0	0	0		Est. Fringe	0	0	0	0	
Note: Fringes budgeted in House Bill 5 except for certain fringes budgeted directly to MoDOT, Highway Patrol, and Conservation.						Note: Fringes budgeted in House Bill 5 except for certain fringes budgeted directly to MoDOT, Highway Patrol, and Conservation.					

Other Funds:

Other Funds:

### 2. CORE DESCRIPTION

This core request is to pay annual paying agent and escrow agent fees, arbitrage rebate, refunding cost, defeasance and other cost associated with House Bill 5 debt. House Bill 5 debt includes: Board of Public Buildings special obligation bonds, Missouri Health and Educational Facilities Authority (MOHEFA) University of Missouri Columbia arena bonds, and State related bonds of the Missouri Development Finance Board.

### 3. PROGRAM LISTING (list programs included in this core funding)

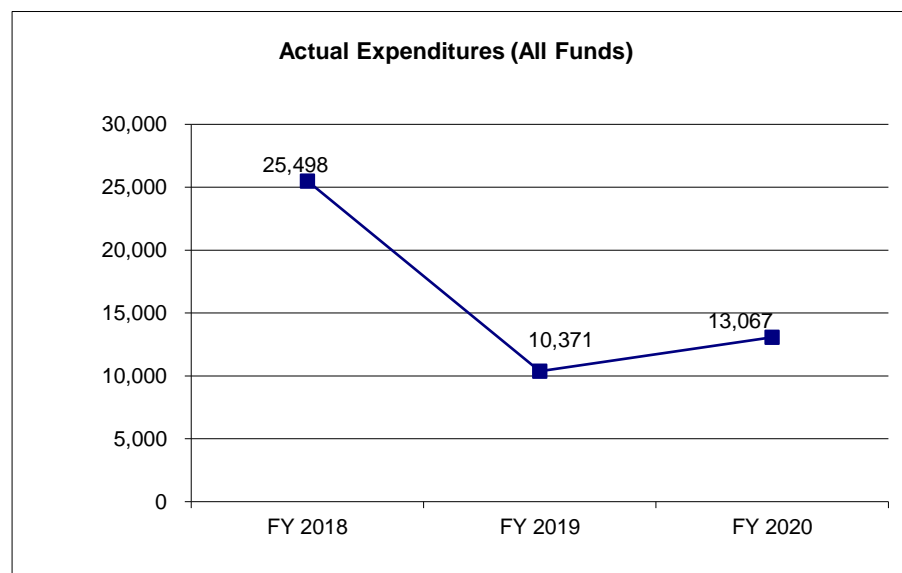
Debt Management

# **CORE DECISION ITEM**

<b>Department</b>	<b>Office of Administration</b>	<b>Budget Unit</b>	<b>31031C</b>
<b>Division</b>	<b>Debt and Related Obligations</b>		
<b>Core</b>	<b>Annual Fees, Arbitrage Rebate, Refunding, and Related Expenses</b>	<b>HB Section</b>	<b>5.185</b>

## **4. FINANCIAL HISTORY**

	<b>FY 2018 Actual</b>	<b>FY 2019 Actual</b>	<b>FY 2020 Actual</b>	<b>FY 2021 Current Yr.</b>
Appropriation (All Funds)	30,654	30,654	30,654	30,654
Less Reverted (All Funds)	0	0	0	N/A
Less Restricted (All Funds)*	0	0	0	N/A
Budget Authority (All Funds)	30,654	30,654	30,654	N/A
Actual Expenditures (All Funds)	25,498	10,371	13,067	N/A
Unexpended (All Funds)	5,156	20,283	17,587	N/A
Unexpended, by Fund:				
General Revenue	5,156	20,283	17,587	N/A
Federal	0	0	0	N/A
Other	0	0	0	N/A



Reverted includes the statutory three-percent reserve amount (when applicable).

Restricted includes any Governor's Expenditure Restrictions which remained at the end of the fiscal year (when applicable).

## **NOTES:**



**CORE RECONCILIATION DETAIL**

**STATE**  
**ARBITRAGE/REFUNDING/FEES-HB5**

**5. CORE RECONCILIATION DETAIL**

	<b>Budget Class</b>	<b>FTE</b>	<b>GR</b>	<b>Federal</b>	<b>Other</b>	<b>Total</b>	<b>Explanation</b>
<b>TAFP AFTER VETOES</b>							
	EE	0.00	10,422	0	0	10,422	
	PD	0.00	20,232	0	0	20,232	
	<b>Total</b>	<b>0.00</b>	<b>30,654</b>	<b>0</b>	<b>0</b>	<b>30,654</b>	
<b>DEPARTMENT CORE REQUEST</b>							
	EE	0.00	10,422	0	0	10,422	
	PD	0.00	20,232	0	0	20,232	
	<b>Total</b>	<b>0.00</b>	<b>30,654</b>	<b>0</b>	<b>0</b>	<b>30,654</b>	
<b>GOVERNOR'S RECOMMENDED CORE</b>							
	EE	0.00	10,422	0	0	10,422	
	PD	0.00	20,232	0	0	20,232	
	<b>Total</b>	<b>0.00</b>	<b>30,654</b>	<b>0</b>	<b>0</b>	<b>30,654</b>	

## DECISION ITEM SUMMARY

Budget Unit								
Decision Item	FY 2020	FY 2020	FY 2021	FY 2021	FY 2022	FY 2022	FY 2022	FY 2022
Budget Object Summary	ACTUAL	ACTUAL	BUDGET	BUDGET	DEPT REQ	DEPT REQ	GOV REC	GOV REC
Fund	DOLLAR	FTE	DOLLAR	FTE	DOLLAR	FTE	DOLLAR	FTE
<b>ARBITRAGE/REFUNDING/FEES-HB5</b>								
<b>CORE</b>								
EXPENSE & EQUIPMENT								
GENERAL REVENUE	4,375	0.00	10,422	0.00	10,422	0.00	10,422	0.00
TOTAL - EE	4,375	0.00	10,422	0.00	10,422	0.00	10,422	0.00
PROGRAM-SPECIFIC								
GENERAL REVENUE	8,692	0.00	20,232	0.00	20,232	0.00	20,232	0.00
TOTAL - PD	8,692	0.00	20,232	0.00	20,232	0.00	20,232	0.00
<b>TOTAL</b>	<b>13,067</b>	<b>0.00</b>	<b>30,654</b>	<b>0.00</b>	<b>30,654</b>	<b>0.00</b>	<b>30,654</b>	<b>0.00</b>
<b>GRAND TOTAL</b>	<b>\$13,067</b>	<b>0.00</b>	<b>\$30,654</b>	<b>0.00</b>	<b>\$30,654</b>	<b>0.00</b>	<b>\$30,654</b>	<b>0.00</b>

1/22/21 9:37

im\_disummary

# DECISION ITEM DETAIL

Budget Unit	FY 2020	FY 2020	FY 2021	FY 2021	FY 2022	FY 2022	FY 2022	FY 2022
Decision Item	ACTUAL	ACTUAL	BUDGET	BUDGET	DEPT REQ	DEPT REQ	GOV REC	GOV REC
Budget Object Class	DOLLAR	FTE	DOLLAR	FTE	DOLLAR	FTE	DOLLAR	FTE
<b>ARBITRAGE/REFUNDING/FEES-HB5</b>								
<b>CORE</b>								
PROFESSIONAL SERVICES	4,375	0.00	10,422	0.00	10,422	0.00	10,422	0.00
<b>TOTAL - EE</b>	<b>4,375</b>	<b>0.00</b>	<b>10,422</b>	<b>0.00</b>	<b>10,422</b>	<b>0.00</b>	<b>10,422</b>	<b>0.00</b>
DEBT SERVICE	8,692	0.00	20,232	0.00	20,232	0.00	20,232	0.00
<b>TOTAL - PD</b>	<b>8,692</b>	<b>0.00</b>	<b>20,232</b>	<b>0.00</b>	<b>20,232</b>	<b>0.00</b>	<b>20,232</b>	<b>0.00</b>
<b>GRAND TOTAL</b>	<b>\$13,067</b>	<b>0.00</b>	<b>\$30,654</b>	<b>0.00</b>	<b>\$30,654</b>	<b>0.00</b>	<b>\$30,654</b>	<b>0.00</b>
<b>GENERAL REVENUE</b>	<b>\$13,067</b>	<b>0.00</b>	<b>\$30,654</b>	<b>0.00</b>	<b>\$30,654</b>	<b>0.00</b>	<b>\$30,654</b>	<b>0.00</b>
<b>FEDERAL FUNDS</b>	<b>\$0</b>	<b>0.00</b>	<b>\$0</b>	<b>0.00</b>	<b>\$0</b>	<b>0.00</b>	<b>\$0</b>	<b>0.00</b>
<b>OTHER FUNDS</b>	<b>\$0</b>	<b>0.00</b>	<b>\$0</b>	<b>0.00</b>	<b>\$0</b>	<b>0.00</b>	<b>\$0</b>	<b>0.00</b>



# CORE DECISION ITEM

<b>Department</b>	<b>Office of Administration</b>	<b>Budget Unit</b>	<b>31033</b>
<b>Division</b>	<b>Debt and Related Obligations</b>		
<b>Core -</b>	<b>Lease Purchase Debt Payments</b>	<b>HB Section</b>	<b>5.190</b>

## 1. CORE FINANCIAL SUMMARY

FY 2022 Budget Request					FY 2022 Governor's Recommendation						
	GR	Federal	Other	Total	E		GR	Federal	Other	Total	E
PS	0	0	0	0		PS	0	0	0	0	
EE	0	0	0	0		EE	0	0	0	0	
PSD	0	0	2,413,007	2,413,007		PSD	0	0	2,413,007	2,413,007	
TRF	0	0	0	0		TRF	0	0	0	0	
Total	0	0	2,413,007	2,413,007		Total	0	0	2,413,007	2,413,007	
FTE	0.00	0.00	0.00	0.00		FTE	0.00	0.00	0.00	0.00	
Est. Fringe	0	0	0	0		Est. Fringe	0	0	0	0	
Note: Fringes budgeted in House Bill 5 except for certain fringes budgeted directly to MoDOT, Highway Patrol, and Conservation.						Note: Fringes budgeted in House Bill 5 except for certain fringes budgeted directly to MoDOT, Highway Patrol, and Conservation.					

Other Funds: State Facility Maintenance and Operation Fund (0501)

Other Funds:

## 2. CORE DESCRIPTION

This core request is also for the payment of annual debt service expenses related to the Leasehold Revenue Bonds Series 2005 and Series 2006. These bonds were issued through the Missouri Development Finance Board for the purchase of two buildings in St. Louis, one building in Florissant, and one building in Jennings. A portion of these leases were refunded in May 2013. Debt service amounts for these lease/purchase agreements vary from year to year. The principal amount of outstanding Series A 2013 Refunding and Series B 2013 Refunding bonds as of 7/1/20 is \$22,505,000 and will mature on 10/1/2030.

This request reflects a core decrease of \$800.

## 3. PROGRAM LISTING (list programs included in this core funding)

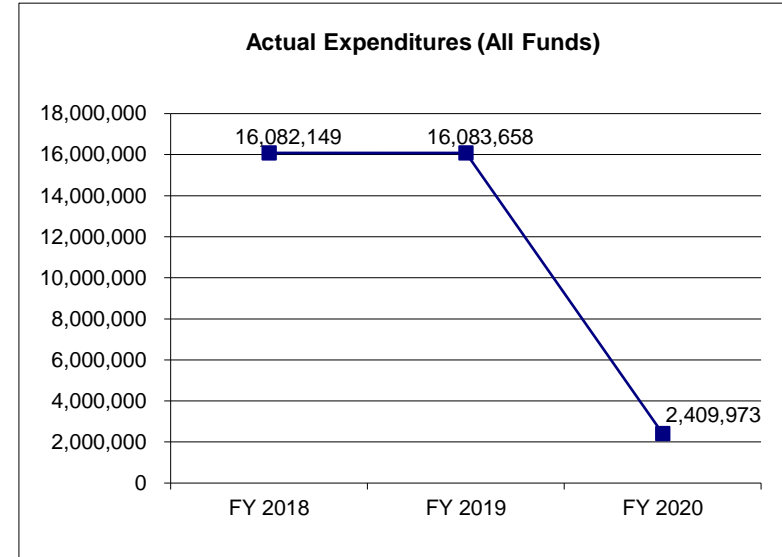
Debt Management

### CORE DECISION ITEM

<b>Department</b>	<b>Office of Administration</b>	<b>Budget Unit</b>	<b>31033</b>
<b>Division</b>	<b>Debt and Related Obligations</b>		
<b>Core -</b>	<b>Lease Purchase Debt Payments</b>	<b>HB Section</b>	<b>5.190</b>

#### 4. FINANCIAL HISTORY

	<b>FY 2018 Actual</b>	<b>FY 2019 Actual</b>	<b>FY 2020 Actual</b>	<b>FY 2021 Current Yr.</b>
Appropriation (All Funds)	16,082,539	16,085,911	2,411,807	2,413,807
Less Reverted (All Funds)	0	0	0	N/A
Less Restricted (All Funds)*	0	0	0	N/A
Budget Authority (All Funds)	16,082,539	16,085,911	2,411,807	N/A
Actual Expenditures (All Funds)	16,082,149	16,083,658	2,409,973	N/A
Unexpended (All Funds)	390	2,253	1,834	N/A
Unexpended, by Fund:				
General Revenue	1	1,050	0	N/A
Federal	0	0	0	N/A
Other	389	1,203	1,834	N/A



Reverted includes the statutory three-percent reserve amount (when applicable).

Restricted includes any Governor's Expenditure Restrictions which remained at the end of the fiscal year (when applicable).

#### NOTES:

**CORE RECONCILIATION DETAIL**

**STATE**  
**L/P DEBT PAYMENTS**

**5. CORE RECONCILIATION DETAIL**

				<b>Budget Class</b>	<b>FTE</b>	<b>GR</b>	<b>Federal</b>	<b>Other</b>	<b>Total</b>	<b>Explanation</b>
<b>TAFP AFTER VETOES</b>				PD	0.00	0	0	2,413,807	2,413,807	
<b>Total</b>					<b>0.00</b>	<b>0</b>	<b>0</b>	<b>2,413,807</b>	<b>2,413,807</b>	
<b>DEPARTMENT CORE ADJUSTMENTS</b>										
Core Reduction	972	6753	PD		0.00	0	0	(800)	(800)	Lease/Purchase debt payment reduction; debt service amounts for these lease/purchase agreements vary from year to year.
<b>NET DEPARTMENT CHANGES</b>					<b>0.00</b>	<b>0</b>	<b>0</b>	<b>(800)</b>	<b>(800)</b>	
<b>DEPARTMENT CORE REQUEST</b>										
				PD	0.00	0	0	2,413,007	2,413,007	
<b>Total</b>					<b>0.00</b>	<b>0</b>	<b>0</b>	<b>2,413,007</b>	<b>2,413,007</b>	
<b>GOVERNOR'S RECOMMENDED CORE</b>										
				PD	0.00	0	0	2,413,007	2,413,007	
<b>Total</b>					<b>0.00</b>	<b>0</b>	<b>0</b>	<b>2,413,007</b>	<b>2,413,007</b>	

## DECISION ITEM SUMMARY

Budget Unit									
Decision Item	FY 2020	FY 2020	FY 2021	FY 2021	FY 2022	FY 2022	FY 2022	FY 2022	FY 2022
Budget Object Summary	ACTUAL	ACTUAL	BUDGET	BUDGET	DEPT REQ	DEPT REQ	GOV REC	GOV REC	GOV REC
Fund	DOLLAR	FTE	DOLLAR	FTE	DOLLAR	FTE	DOLLAR	FTE	FTE
<b>L/P DEBT PAYMENTS</b>									
<b>CORE</b>									
PROGRAM-SPECIFIC									
STATE FACILITY MAINT & OPERAT	2,409,973	0.00	2,413,807	0.00	2,413,007	0.00	2,413,007	0.00	0.00
TOTAL - PD	2,409,973	0.00	2,413,807	0.00	2,413,007	0.00	2,413,007	0.00	0.00
<b>TOTAL</b>	<b>2,409,973</b>	<b>0.00</b>	<b>2,413,807</b>	<b>0.00</b>	<b>2,413,007</b>	<b>0.00</b>	<b>2,413,007</b>	<b>0.00</b>	<b>0.00</b>
<b>GRAND TOTAL</b>	<b>\$2,409,973</b>	<b>0.00</b>	<b>\$2,413,807</b>	<b>0.00</b>	<b>\$2,413,007</b>	<b>0.00</b>	<b>\$2,413,007</b>	<b>0.00</b>	<b>0.00</b>

1/22/21 9:37

im\_disummary



# DECISION ITEM DETAIL

Budget Unit	FY 2020	FY 2020	FY 2021	FY 2021	FY 2022	FY 2022	FY 2022	FY 2022
Decision Item	ACTUAL	ACTUAL	BUDGET	BUDGET	DEPT REQ	DEPT REQ	GOV REC	GOV REC
Budget Object Class	DOLLAR	FTE	DOLLAR	FTE	DOLLAR	FTE	DOLLAR	FTE
<b>L/P DEBT PAYMENTS</b>								
<b>CORE</b>								
DEBT SERVICE	2,409,973	0.00	2,413,807	0.00	2,413,007	0.00	2,413,007	0.00
TOTAL - PD	2,409,973	0.00	2,413,807	0.00	2,413,007	0.00	2,413,007	0.00
GRAND TOTAL	\$2,409,973	0.00	\$2,413,807	0.00	\$2,413,007	0.00	\$2,413,007	0.00
GENERAL REVENUE	\$0	0.00	\$0	0.00	\$0	0.00	\$0	0.00
FEDERAL FUNDS	\$0	0.00	\$0	0.00	\$0	0.00	\$0	0.00
OTHER FUNDS	\$2,409,973	0.00	\$2,413,807	0.00	\$2,413,007	0.00	\$2,413,007	0.00



### CORE DECISION ITEM

<b>Department</b>	<b>Office of Administration</b>	<b>Budget Unit</b>	<b>32350</b>
<b>Division</b>	<b>Debt and Related Obligations</b>		
<b>Core -</b>	<b>MOHEFA MU Columbia Arena Project Debt Service</b>	<b>HB Section</b>	<b>5.195</b>

#### 1. CORE FINANCIAL SUMMARY

FY 2022 Budget Request					FY 2022 Governor's Recommendation						
	GR	Federal	Other	Total	E		GR	Federal	Other	Total	E
PS	0	0	0	0		PS	0	0	0	0	
EE	0	0	0	0		EE	0	0	0	0	
PSD	2,521,750	0	0	2,521,750		PSD	2,521,750	0	0	2,521,750	
TRF	0	0	0	0		TRF	0	0	0	0	
Total	2,521,750	0	0	2,521,750		Total	2,521,750	0	0	2,521,750	
FTE	0.00	0.00	0.00	0.00		FTE	0.00	0.00	0.00	0.00	
Est. Fringe	0	0	0	0		Est. Fringe	0	0	0	0	
Note: Fringes budgeted in House Bill 5 except for certain fringes budgeted directly to MoDOT, Highway Patrol, and Conservation.						Note: Fringes budgeted in House Bill 5 except for certain fringes budgeted directly to MoDOT, Highway Patrol, and Conservation.					

Other Funds:

Other Funds:

#### 2. CORE DESCRIPTION

This core request is for the payment of principal and interest on outstanding Missouri Health and Educational Facilities Authority (MOHEFA) University of Missouri-Columbia arena project bonds. The State has entered into a financing agreement to pay the annual debt service on these bonds. The principal amount of bonds outstanding as of 7/1/20 is \$4,805,000.

The bonds will mature on 10/1/2021.

#### 3. PROGRAM LISTING (list programs included in this core funding)

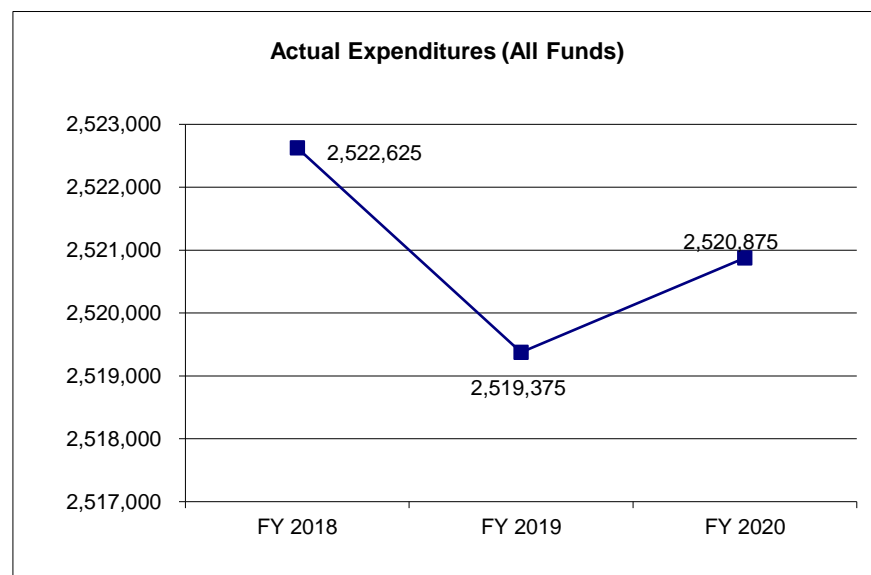
Debt Management

# **CORE DECISION ITEM**

<b>Department</b>	<b>Office of Administration</b>	<b>Budget Unit</b>	<b>32350</b>
<b>Division</b>	<b>Debt and Related Obligations</b>		
<b>Core -</b>	<b>MOHEFA MU Columbia Arena Project Debt Service</b>	<b>HB Section</b>	<b>5.195</b>

## **4. FINANCIAL HISTORY**

	<b>FY 2018 Actual</b>	<b>FY 2019 Actual</b>	<b>FY 2020 Actual</b>	<b>FY 2021 Current Yr.</b>
Appropriation (All Funds)	2,522,625	2,519,375	2,520,875	2,521,750
Less Reverted (All Funds)	0	0	0	N/A
Less Restricted (All Funds)*	0	0	0	N/A
Budget Authority (All Funds)	2,522,625	2,519,375	2,520,875	N/A
Actual Expenditures (All Funds)	2,522,625	2,519,375	2,520,875	N/A
Unexpended (All Funds)	0	0	0	N/A
Unexpended, by Fund:				
General Revenue	0	0	0	N/A
Federal	0	0	0	N/A
Other	0	0	0	N/A



Reverted includes the statutory three-percent reserve amount (when applicable).

Restricted includes any Governor's Expenditure Restrictions which remained at the end of the fiscal year (when applicable).

## **NOTES:**

---

**CORE RECONCILIATION DETAIL**

---

STATE  
MU BASKETBALL ARENA

---

**5. CORE RECONCILIATION DETAIL**

---

	Budget Class	FTE	GR	Federal	Other	Total	Explanation
<hr/>							
TAFP AFTER VETOES	PD	0.00	2,521,750	0	0	2,521,750	
	<b>Total</b>	<b>0.00</b>	<b>2,521,750</b>	<b>0</b>	<b>0</b>	<b>2,521,750</b>	
<hr/>							
DEPARTMENT CORE REQUEST	PD	0.00	2,521,750	0	0	2,521,750	
	<b>Total</b>	<b>0.00</b>	<b>2,521,750</b>	<b>0</b>	<b>0</b>	<b>2,521,750</b>	
<hr/>							
GOVERNOR'S RECOMMENDED CORE	PD	0.00	2,521,750	0	0	2,521,750	
	<b>Total</b>	<b>0.00</b>	<b>2,521,750</b>	<b>0</b>	<b>0</b>	<b>2,521,750</b>	
<hr/>							

## DECISION ITEM SUMMARY

Budget Unit								
Decision Item	FY 2020	FY 2020	FY 2021	FY 2021	FY 2022	FY 2022	FY 2022	FY 2022
Budget Object Summary	ACTUAL	ACTUAL	BUDGET	BUDGET	DEPT REQ	DEPT REQ	GOV REC	GOV REC
Fund	DOLLAR	FTE	DOLLAR	FTE	DOLLAR	FTE	DOLLAR	FTE
<b>MU BASKETBALL ARENA</b>								
<b>CORE</b>								
PROGRAM-SPECIFIC								
GENERAL REVENUE	2,520,875	0.00	2,521,750	0.00	2,521,750	0.00	2,521,750	0.00
TOTAL - PD	2,520,875	0.00	2,521,750	0.00	2,521,750	0.00	2,521,750	0.00
<b>TOTAL</b>	<b>2,520,875</b>	<b>0.00</b>	<b>2,521,750</b>	<b>0.00</b>	<b>2,521,750</b>	<b>0.00</b>	<b>2,521,750</b>	<b>0.00</b>
<b>MOHEFA MU Arena Debt Service - 1300009</b>								
PROGRAM-SPECIFIC								
GENERAL REVENUE	0	0.00	0	0.00	4,875	0.00	4,875	0.00
TOTAL - PD	0	0.00	0	0.00	4,875	0.00	4,875	0.00
<b>TOTAL</b>	<b>0</b>	<b>0.00</b>	<b>0</b>	<b>0.00</b>	<b>4,875</b>	<b>0.00</b>	<b>4,875</b>	<b>0.00</b>
<b>GRAND TOTAL</b>	<b>\$2,520,875</b>	<b>0.00</b>	<b>\$2,521,750</b>	<b>0.00</b>	<b>\$2,526,625</b>	<b>0.00</b>	<b>\$2,526,625</b>	<b>0.00</b>

1/22/21 9:37

im\_disummary

# DECISION ITEM DETAIL

Budget Unit	FY 2020	FY 2020	FY 2021	FY 2021	FY 2022	FY 2022	FY 2022	FY 2022
Decision Item	ACTUAL	ACTUAL	BUDGET	BUDGET	DEPT REQ	DEPT REQ	GOV REC	GOV REC
Budget Object Class	DOLLAR	FTE	DOLLAR	FTE	DOLLAR	FTE	DOLLAR	FTE
<b>MU BASKETBALL ARENA</b>								
<b>CORE</b>								
DEBT SERVICE	2,520,875	0.00	2,521,750	0.00	2,521,750	0.00	2,521,750	0.00
TOTAL - PD	2,520,875	0.00	2,521,750	0.00	2,521,750	0.00	2,521,750	0.00
GRAND TOTAL	\$2,520,875	0.00	\$2,521,750	0.00	\$2,521,750	0.00	\$2,521,750	0.00
GENERAL REVENUE	\$2,520,875	0.00	\$2,521,750	0.00	\$2,521,750	0.00	\$2,521,750	0.00
FEDERAL FUNDS	\$0	0.00	\$0	0.00	\$0	0.00	\$0	0.00
OTHER FUNDS	\$0	0.00	\$0	0.00	\$0	0.00	\$0	0.00





**NEW DECISION ITEM**  
**RANK:** \_\_\_\_\_ **OF** \_\_\_\_\_

<b>Department</b>	<b>Office of Administration</b>	<b>Budget Unit</b>	<u>32350</u>
<b>Division</b>	<b>Debt and Related Obligations</b>		
<b>Core -</b>	<b>MOHEFA MU Columbia Arena Project Debt Service</b>	<b>HB Section</b>	<u>5.195</u>

**1. AMOUNT OF REQUEST**

FY 2022 Budget Request					FY 2022 Governor's Recommendation						
	GR	Federal	Other	Total	E		GR	Federal	Other	Total	E
PS	0	0	0	0		PS	0	0	0	0	
EE	0	0	0	0		EE	0	0	0	0	
PSD	4,875	0	0	4,875		PSD	4,875	0	0	4,875	
TRF	0	0	0	0		TRF	0	0	0	0	
Total	4,875	0	0	4,875		Total	4,875	0	0	4,875	
FTE	0.00	0.00	0.00	0.00		FTE	0.00	0.00	0.00	0.00	

<b>Est. Fringe</b>	<u>0</u>	<u>0</u>	<u>0</u>	<u>0</u>
<i>Note: Fringes budgeted in House Bill 5 except for certain fringes budgeted directly to MoDOT, Highway Patrol, and Conservation.</i>				

Other Funds:

<b>Est. Fringe</b>	<u>0</u>	<u>0</u>	<u>0</u>	<u>0</u>
<i>Note: Fringes budgeted in House Bill 5 except for certain fringes budgeted directly to MoDOT, Highway Patrol, and Conservation.</i>				

Other Funds:

**2. THIS REQUEST CAN BE CATEGORIZED AS:**

<input type="checkbox"/> New Legislation	<input type="checkbox"/> New Program	<input type="checkbox"/> Fund Switch
<input type="checkbox"/> Federal Mandate	<input type="checkbox"/> Program Expansion	<input type="checkbox"/> Cost to Continue
<input type="checkbox"/> GR Pick-Up	<input type="checkbox"/> Space Request	<input type="checkbox"/> Equipment Replacement
<input type="checkbox"/> Pay Plan	<input checked="" type="checkbox"/> Other: <u>Debt Service Payment</u>	

**3. WHY IS THIS FUNDING NEEDED? PROVIDE AN EXPLANATION FOR ITEMS CHECKED IN #2. INCLUDE THE FEDERAL OR STATE STATUTORY OR CONSTITUTIONAL AUTHORIZATION FOR THIS PROGRAM.**

This core request is for the payment of principal and interest on outstanding Missouri Health and Educational Facilities Authority (MOHEFA) University of Missouri-Columbia arena project bonds. This new decision item of \$4,875 represents the increase needed to continue to make the required debt service payments.

NEW DECISION ITEM  
RANK: \_\_\_\_\_ OF \_\_\_\_\_

Department	Office of Administration	Budget Unit	32350
Division	Debt and Related Obligations		
Core -	MOHEFA MU Columbia Arena Project Debt Service	HB Section	5.195

**4. DESCRIBE THE DETAILED ASSUMPTIONS USED TO DERIVE THE SPECIFIC REQUESTED AMOUNT. (How did you determine that the requested number of FTE were appropriate? From what source or standard did you derive the requested levels of funding? Were alternatives such as outsourcing or automation considered? If based on new legislation, does request tie to TAFP fiscal note? If not, explain why. Detail which portions of the request are one-times and how those amounts were calculated.)**

Debt service amounts for these bonds vary from year to year due to different maturity dates and interest rates on the bonds. The amount required for FY 22 is greater than the FY 21 core as follows:

Description	Principal Outstanding	Fund	FY 21 Core	FY 22 Request	Difference
	07/01/2020				
MOHEFA	\$4,805,000	0101	\$2,521,750	\$2,526,625	\$4,875

<sup>(1)</sup> Net required increases.

**5. BREAK DOWN THE REQUEST BY BUDGET OBJECT CLASS, JOB CLASS, AND FUND SOURCE. IDENTIFY ONE-TIME COSTS.**

Budget Object Class/Job Class	Dept Req GR DOLLARS	Dept Req GR FTE	Dept Req FED DOLLARS	Dept Req FED FTE	Dept Req OTHER DOLLARS	Dept Req OTHER FTE	Dept Req TOTAL DOLLARS	Dept Req TOTAL FTE	Dept Req One-Time DOLLARS	E
Total PS	0	0.0	0	0.0	0	0.0	0	0.0	0	
Total EE	0		0		0		0		0	
Debt Service	4,875						4,875			
Total PSD	4,875		0		0		4,875		0	
Transfers										
Total TRF	0		0		0		0		0	
Grand Total	4,875	0.0	0	0.0	0	0.0	4,875	0.0	0	

NEW DECISION ITEM  
RANK: \_\_\_\_\_ OF \_\_\_\_\_

Department	Office of Administration			Budget Unit	32350					
Division	Debt and Related Obligations									
Core -	MOHEFA MU Columbia Arena Project Debt Service			HB Section	5.195					
Budget Object Class/Job Class	Gov Rec GR DOLLARS	Gov Rec GR FTE	Gov Rec FED DOLLARS	Gov Rec FED FTE	Gov Rec OTHER DOLLARS	Gov Rec OTHER FTE	Gov Rec TOTAL DOLLARS	Gov Rec TOTAL FTE	Gov Rec One-Time DOLLARS	E
								0.0		
Total PS	0	0.0	0	0.0	0	0.0	0	0.0	0	
Total EE	0		0		0		0		0	
Debt Service	4,875						4,875			
Total PSD	4,875		0		0		4,875		0	
Transfers										
Total TRF	0		0		0		0		0	
Grand Total	4,875	0.0	0	0.0	0	0.0	4,875	0.0	0	

**NEW DECISION ITEM**  
**RANK:** \_\_\_\_\_ **OF** \_\_\_\_\_

<b>Department</b>	<b>Office of Administration</b>	<b>Budget Unit</b>	<b>32350</b>
<b>Division</b>	<b>Debt and Related Obligations</b>		
<b>Core -</b>	<b>MOHEFA MU Columbia Arena Project Debt Service</b>	<b>HB Section</b>	<b>5.195</b>

**6. PERFORMANCE MEASURES (If new decision item has an associated core, separately identify projected performance with & without additional funding.)**

**6a. Provide an activity measure(s) for the program.**

2/2 payments in compliance with debt service requirements.

**6b. Provide a measure(s) of the program's quality.**

2/2 Debt Service payments made on due date.

**6c. Provide a measure(s) of the program's impact.**

1/1 paying agents received timely payment. Unknown number of bond holders received timely payment.

**6d. Provide a measure(s) of the program's efficiency.**

0 complaints received by paying agents or bondholders.

**7. STRATEGIES TO ACHIEVE THE PERFORMANCE MEASUREMENT TARGETS:**

The debt service payment will be made to the paying agent on the due date in accordance with bond resolutions .

# DECISION ITEM DETAIL

Budget Unit	FY 2020	FY 2020	FY 2021	FY 2021	FY 2022	FY 2022	FY 2022	FY 2022
Decision Item	ACTUAL	ACTUAL	BUDGET	BUDGET	DEPT REQ	DEPT REQ	GOV REC	GOV REC
Budget Object Class	DOLLAR	FTE	DOLLAR	FTE	DOLLAR	FTE	DOLLAR	FTE
<b>MU BASKETBALL ARENA</b>								
<b>MOHEFA MU Arena Debt Service - 1300009</b>								
DEBT SERVICE	0	0.00	0	0.00	4,875	0.00	4,875	0.00
<b>TOTAL - PD</b>	<b>0</b>	<b>0.00</b>	<b>0</b>	<b>0.00</b>	<b>4,875</b>	<b>0.00</b>	<b>4,875</b>	<b>0.00</b>
<b>GRAND TOTAL</b>	<b>\$0</b>	<b>0.00</b>	<b>\$0</b>	<b>0.00</b>	<b>\$4,875</b>	<b>0.00</b>	<b>\$4,875</b>	<b>0.00</b>
GENERAL REVENUE	\$0	0.00	\$0	0.00	\$4,875	0.00	\$4,875	0.00
FEDERAL FUNDS	\$0	0.00	\$0	0.00	\$0	0.00	\$0	0.00
OTHER FUNDS	\$0	0.00	\$0	0.00	\$0	0.00	\$0	0.00



### CORE DECISION ITEM

Department	Office of Administration	Budget Unit	32360
Division	Debt and Related Obligations		
Core -	MDFB - Historical Society Project	HB Section	5.200

#### 1. CORE FINANCIAL SUMMARY

FY 2022 Budget Request					FY 2022 Governor's Recommendation						
	GR	Federal	Other	Total	E		GR	Federal	Other	Total	E
PS	0	0	0	0		PS	0	0	0	0	
EE	0	0	0	0		EE	0	0	0	0	
PSD	2,311,094	0	0	2,311,094		PSD	2,311,094	0	0	2,311,094	
TRF	0	0	0	0		TRF	0	0	0	0	
Total	2,311,094	0	0	2,311,094		Total	2,311,094	0	0	2,311,094	
FTE	0.00	0.00	0.00	0.00		FTE	0.00	0.00	0.00	0.00	
Est. Fringe	0	0	0	0		Est. Fringe	0	0	0	0	
Note: Fringes budgeted in House Bill 5 except for certain fringes budgeted directly to MoDOT, Highway Patrol, and Conservation.						Note: Fringes budgeted in House Bill 5 except for certain fringes budgeted directly to MoDOT, Highway Patrol, and Conservation.					

Other Funds:

Other Funds:

#### 2. CORE DESCRIPTION

This core request is for the payment of principal and interest on outstanding Missouri Development Finance Board - Historical Society project bonds. The State has entered into a financing agreement to pay the annual debt service on these bonds. The principal amount of bonds outstanding as of 7/1/20 is \$28,765,000.

The bonds will mature on 10/1/2035.

This request represents a core reduction of \$7,375.

#### 3. PROGRAM LISTING (list programs included in this core funding)

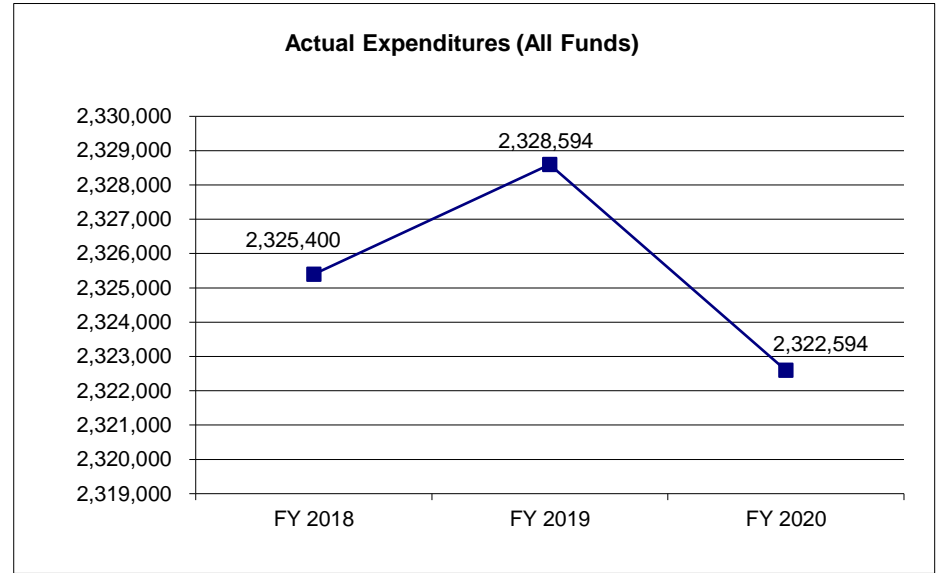
Debt Management

# **CORE DECISION ITEM**

<b>Department</b>	<b>Office of Administration</b>	<b>Budget Unit</b>	<b>32360</b>
<b>Division</b>	<b>Debt and Related Obligations</b>		
<b>Core -</b>	<b>MDFB - Historical Society Project</b>	<b>HB Section</b>	<b>5.200</b>

## **4. FINANCIAL HISTORY**

	<b>FY 2018 Actual</b>	<b>FY 2019 Actual</b>	<b>FY 2020 Actual</b>	<b>FY 2021 Current Yr.</b>
Appropriation (All Funds)	2,333,344	2,328,594	2,322,594	2,318,469
Less Reverted (All Funds)	0	0	0	N/A
Less Restricted (All Funds)*	0	0	0	N/A
Budget Authority (All Funds)	2,333,344	2,328,594	2,322,594	N/A
Actual Expenditures (All Funds)	2,325,400	2,328,594	2,322,594	N/A
Unexpended (All Funds)	7,944	0	0	N/A
Unexpended, by Fund:				
General Revenue	7,944	0	0	N/A
Federal	0	0	0	N/A
Other	0	0	0	N/A



Reverted includes the statutory three-percent reserve amount (when applicable).

Restricted includes any Governor's Expenditure Restrictions which remained at the end of the fiscal year (when applicable).

## **NOTES:**



**CORE RECONCILIATION DETAIL**

**STATE**  
**HIST SCTY BLDG DEBT SERVICE**

**5. CORE RECONCILIATION DETAIL**

				<b>Budget Class</b>	<b>FTE</b>	<b>GR</b>	<b>Federal</b>	<b>Other</b>	<b>Total</b>	<b>Explanation</b>
<b>TAFP AFTER VETOES</b>										
				PD	0.00	2,318,469	0	0	2,318,469	
				<b>Total</b>	<b>0.00</b>	<b>2,318,469</b>	<b>0</b>	<b>0</b>	<b>2,318,469</b>	
<b>DEPARTMENT CORE ADJUSTMENTS</b>										
Core Reduction	976	1249	PD	0.00	(7,375)	0	0	0	(7,375)	Histroical Society project bond debt service payment reduction.
<b>NET DEPARTMENT CHANGES</b>					<b>0.00</b>	<b>(7,375)</b>	<b>0</b>	<b>0</b>	<b>(7,375)</b>	
<b>DEPARTMENT CORE REQUEST</b>										
				PD	0.00	2,311,094	0	0	2,311,094	
				<b>Total</b>	<b>0.00</b>	<b>2,311,094</b>	<b>0</b>	<b>0</b>	<b>2,311,094</b>	
<b>GOVERNOR'S RECOMMENDED CORE</b>										
				PD	0.00	2,311,094	0	0	2,311,094	
				<b>Total</b>	<b>0.00</b>	<b>2,311,094</b>	<b>0</b>	<b>0</b>	<b>2,311,094</b>	

## DECISION ITEM SUMMARY

Budget Unit									
Decision Item	FY 2020	FY 2020	FY 2021	FY 2021	FY 2022	FY 2022	FY 2022	FY 2022	FY 2022
Budget Object Summary	ACTUAL	ACTUAL	BUDGET	BUDGET	DEPT REQ	DEPT REQ	GOV REC	GOV REC	GOV REC
Fund	DOLLAR	FTE	DOLLAR	FTE	DOLLAR	FTE	DOLLAR	FTE	FTE
<b>HIST SCTY BLDG DEBT SERVICE</b>									
<b>CORE</b>									
PROGRAM-SPECIFIC									
GENERAL REVENUE	2,322,594	0.00	2,318,469	0.00	2,311,094	0.00	2,311,094	0.00	0.00
TOTAL - PD	2,322,594	0.00	2,318,469	0.00	2,311,094	0.00	2,311,094	0.00	0.00
<b>TOTAL</b>	<b>2,322,594</b>	<b>0.00</b>	<b>2,318,469</b>	<b>0.00</b>	<b>2,311,094</b>	<b>0.00</b>	<b>2,311,094</b>	<b>0.00</b>	<b>0.00</b>
<b>GRAND TOTAL</b>	<b>\$2,322,594</b>	<b>0.00</b>	<b>\$2,318,469</b>	<b>0.00</b>	<b>\$2,311,094</b>	<b>0.00</b>	<b>\$2,311,094</b>	<b>0.00</b>	<b>0.00</b>

1/22/21 9:37

im\_disummary

# DECISION ITEM DETAIL

Budget Unit	FY 2020	FY 2020	FY 2021	FY 2021	FY 2022	FY 2022	FY 2022	FY 2022
Decision Item	ACTUAL	ACTUAL	BUDGET	BUDGET	DEPT REQ	DEPT REQ	GOV REC	GOV REC
Budget Object Class	DOLLAR	FTE	DOLLAR	FTE	DOLLAR	FTE	DOLLAR	FTE
<b>HIST SCTY BLDG DEBT SERVICE</b>								
<b>CORE</b>								
DEBT SERVICE	2,322,594	0.00	2,318,469	0.00	2,311,094	0.00	2,311,094	0.00
TOTAL - PD	2,322,594	0.00	2,318,469	0.00	2,311,094	0.00	2,311,094	0.00
GRAND TOTAL	\$2,322,594	0.00	\$2,318,469	0.00	\$2,311,094	0.00	\$2,311,094	0.00
GENERAL REVENUE	\$2,322,594	0.00	\$2,318,469	0.00	\$2,311,094	0.00	\$2,311,094	0.00
FEDERAL FUNDS	\$0	0.00	\$0	0.00	\$0	0.00	\$0	0.00
OTHER FUNDS	\$0	0.00	\$0	0.00	\$0	0.00	\$0	0.00



### CORE DECISION ITEM

<b>Department</b>	<b>Office of Administration</b>	<b>Budget Unit</b>	<b>32348</b>
<b>Division</b>	<b>Debt and Related Obligations</b>		
<b>Core</b>	<b>Fulton State Hospital Bond Fund Transfer</b>	<b>HB Section</b>	<b>5.205</b>

#### 1. CORE FINANCIAL SUMMARY

FY 2022 Budget Request					FY 2022 Governor's Recommendation						
	GR	Federal	Other	Total	E		GR	Federal	Other	Total	E
PS	0	0	0	0		PS	0	0	0	0	
EE	0	0	0	0		EE	0	0	0	0	
PSD	0	0	0	0		PSD	0	0	0	0	
TRF	12,335,263	0	0	12,335,263		TRF	12,335,263	0	0	12,335,263	
Total	12,335,263	0	0	12,335,263		Total	12,335,263	0	0	12,335,263	
FTE	0.00	0.00	0.00	0.00		FTE	0.00	0.00	0.00	0.00	
Est. Fringe	0	0	0	0		Est. Fringe	0	0	0	0	
Note: Fringes budgeted in House Bill 5 except for certain fringes budgeted directly to MoDOT, Highway Patrol, and Conservation.						Note: Fringes budgeted in House Bill 5 except for certain fringes budgeted directly to MoDOT, Highway Patrol, and Conservation.					

Other Funds:

Other Funds:

#### 2. CORE DESCRIPTION

The State has entered into a financing agreement to pay the annual debt service on Missouri Development Finance Board - Fulton State Hospital project bonds Series A 2014 and Series A 2016. This core request provides for the transfer from general revenue to the Fulton State Hospital bonds debt service fund. Funds are transferred into the debt service fund one year in advance of the required debt service payment date. The principal amount of bonds outstanding at of 7/1/20 is \$170,060,000.

This request represents a core reduction of \$3,000.

#### 3. PROGRAM LISTING (list programs included in this core funding)

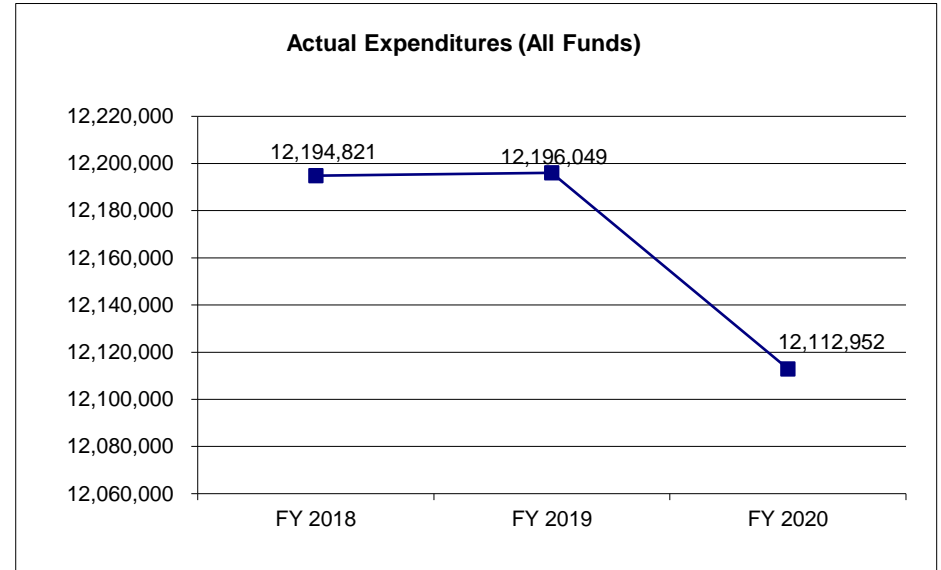
Debt Management

**CORE DECISION ITEM**

<b>Department</b>	<b>Office of Administration</b>	<b>Budget Unit</b>	<b>32348</b>
<b>Division</b>	<b>Debt and Related Obligations</b>		
<b>Core</b>	<b>Fulton State Hospital Bond Fund Transfer</b>	<b>HB Section</b>	<b>5.205</b>

**4. FINANCIAL HISTORY**

	<b>FY 2018 Actual</b>	<b>FY 2019 Actual</b>	<b>FY 2020 Actual</b>	<b>FY 2021 Current Yr.</b>
Appropriation (All Funds)	12,349,819	12,346,138	12,341,638	12,338,263
Less Reverted (All Funds)	0	0	0	N/A
Less Restricted (All Funds)*	0	0	0	N/A
Budget Authority (All Funds)	12,349,819	12,346,138	12,341,638	N/A
Actual Expenditures (All Funds)	12,194,821	12,196,049	12,112,952	N/A
Unexpended (All Funds)	154,998	150,089	228,686	N/A
Unexpended, by Fund:				
General Revenue	154,998	150,089	228,686	N/A
Federal	0	0	0	N/A
Other	0	0	0	N/A



Reverted includes the statutory three-percent reserve amount (when applicable).

Restricted includes any Governor's Expenditure Restrictions which remained at the end of the fiscal year (when applicable).

**NOTES:**

## CORE RECONCILIATION DETAIL

STATE  
FULTON STATE HOSP BOND TRANSFR

### 5. CORE RECONCILIATION DETAIL

				Budget Class	FTE	GR	Federal	Other	Total	Explanation
<b>TAFP AFTER VETOES</b>										
				TRF	0.00	12,338,263	0	0	12,338,263	
				<b>Total</b>	<b>0.00</b>	<b>12,338,263</b>	<b>0</b>	<b>0</b>	<b>12,338,263</b>	
<b>DEPARTMENT CORE ADJUSTMENTS</b>										
Core Reduction	973	T932	TRF		0.00	(3,000)	0	0	(3,000)	Core reduction in the debt service transfer. Funds are transferred into the debt service fund one year in advance of the required debt service payment date.
<b>NET DEPARTMENT CHANGES</b>					<b>0.00</b>	<b>(3,000)</b>	<b>0</b>	<b>0</b>	<b>(3,000)</b>	
<b>DEPARTMENT CORE REQUEST</b>										
				TRF	0.00	12,335,263	0	0	12,335,263	
				<b>Total</b>	<b>0.00</b>	<b>12,335,263</b>	<b>0</b>	<b>0</b>	<b>12,335,263</b>	
<b>GOVERNOR'S RECOMMENDED CORE</b>										
				TRF	0.00	12,335,263	0	0	12,335,263	
				<b>Total</b>	<b>0.00</b>	<b>12,335,263</b>	<b>0</b>	<b>0</b>	<b>12,335,263</b>	

## DECISION ITEM SUMMARY

Budget Unit								
Decision Item	FY 2020	FY 2020	FY 2021	FY 2021	FY 2022	FY 2022	FY 2022	FY 2022
Budget Object Summary	ACTUAL	ACTUAL	BUDGET	BUDGET	DEPT REQ	DEPT REQ	GOV REC	GOV REC
Fund	DOLLAR	FTE	DOLLAR	FTE	DOLLAR	FTE	DOLLAR	FTE
<b>FULTON STATE HOSP BOND TRANSFR</b>								
<b>CORE</b>								
FUND TRANSFERS								
GENERAL REVENUE	12,112,951	0.00	12,338,263	0.00	12,335,263	0.00	12,335,263	0.00
TOTAL - TRF	12,112,951	0.00	12,338,263	0.00	12,335,263	0.00	12,335,263	0.00
<b>TOTAL</b>	<b>12,112,951</b>	<b>0.00</b>	<b>12,338,263</b>	<b>0.00</b>	<b>12,335,263</b>	<b>0.00</b>	<b>12,335,263</b>	<b>0.00</b>
<b>GRAND TOTAL</b>	<b>\$12,112,951</b>	<b>0.00</b>	<b>\$12,338,263</b>	<b>0.00</b>	<b>\$12,335,263</b>	<b>0.00</b>	<b>\$12,335,263</b>	<b>0.00</b>

1/22/21 9:37

im\_disummary



# DECISION ITEM DETAIL

Budget Unit	FY 2020	FY 2020	FY 2021	FY 2021	FY 2022	FY 2022	FY 2022	FY 2022
Decision Item	ACTUAL	ACTUAL	BUDGET	BUDGET	DEPT REQ	DEPT REQ	GOV REC	GOV REC
Budget Object Class	DOLLAR	FTE	DOLLAR	FTE	DOLLAR	FTE	DOLLAR	FTE
<b>FULTON STATE HOSP BOND TRANSFR</b>								
<b>CORE</b>								
TRANSFERS OUT	12,112,951	0.00	12,338,263	0.00	12,335,263	0.00	12,335,263	0.00
<b>TOTAL - TRF</b>	<b>12,112,951</b>	<b>0.00</b>	<b>12,338,263</b>	<b>0.00</b>	<b>12,335,263</b>	<b>0.00</b>	<b>12,335,263</b>	<b>0.00</b>
<b>GRAND TOTAL</b>	<b>\$12,112,951</b>	<b>0.00</b>	<b>\$12,338,263</b>	<b>0.00</b>	<b>\$12,335,263</b>	<b>0.00</b>	<b>\$12,335,263</b>	<b>0.00</b>
<b>GENERAL REVENUE</b>	<b>\$12,112,951</b>	<b>0.00</b>	<b>\$12,338,263</b>	<b>0.00</b>	<b>\$12,335,263</b>	<b>0.00</b>	<b>\$12,335,263</b>	<b>0.00</b>
<b>FEDERAL FUNDS</b>	<b>\$0</b>	<b>0.00</b>	<b>\$0</b>	<b>0.00</b>	<b>\$0</b>	<b>0.00</b>	<b>\$0</b>	<b>0.00</b>
<b>OTHER FUNDS</b>	<b>\$0</b>	<b>0.00</b>	<b>\$0</b>	<b>0.00</b>	<b>\$0</b>	<b>0.00</b>	<b>\$0</b>	<b>0.00</b>



### CORE DECISION ITEM

<b>Department</b>	<b>Office of Administration</b>	<b>Budget Unit</b>	<b>32349</b>
<b>Division</b>	<b>Debt and Related Obligations</b>		
<b>Core</b>	<b>Fulton State Hospital Bond Fund Payment</b>	<b>HB Section</b>	<b>5.210</b>

#### 1. CORE FINANCIAL SUMMARY

FY 2022 Budget Request					FY 2022 Governor's Recommendation						
	GR	Federal	Other	Total	E		GR	Federal	Other	Total	E
PS	0	0	0	0		PS	0	0	0	0	
EE	0	0	0	0		EE	0	0	0	0	
PSD	0	0	12,338,263	12,338,263		PSD	0	0	12,338,263	12,338,263	
TRF	0	0	0	0		TRF	0	0	0	0	
Total	0	0	12,338,263	12,338,263		Total	0	0	12,338,263	12,338,263	
FTE	0.00	0.00	0.00	0.00		FTE	0.00	0.00	0.00	0.00	
Est. Fringe	0	0	0	0		Est. Fringe	0	0	0	0	
Note: Fringes budgeted in House Bill 5 except for certain fringes budgeted directly to MoDOT, Highway Patrol, and Conservation.						Note: Fringes budgeted in House Bill 5 except for certain fringes budgeted directly to MoDOT, Highway Patrol, and Conservation.					

Other Funds: Fulton State Hospital Bond & Interest Fund (0396)

Other Funds:

#### 2. CORE DESCRIPTION

This request is for the payment of principal and interest on the outstanding Missouri Development Finance Board Fulton State Hospital Project Bonds Series A 2014 and Series A 2016. The State has entered into a financing agreement to pay the annual debt service on these bonds. The principal amount of bonds outstanding as of 7/1/20 is \$170,060,000.

The bonds will mature on 10/1/39.

This request represents a core reduction of \$3,375.

#### 3. PROGRAM LISTING (list programs included in this core funding)

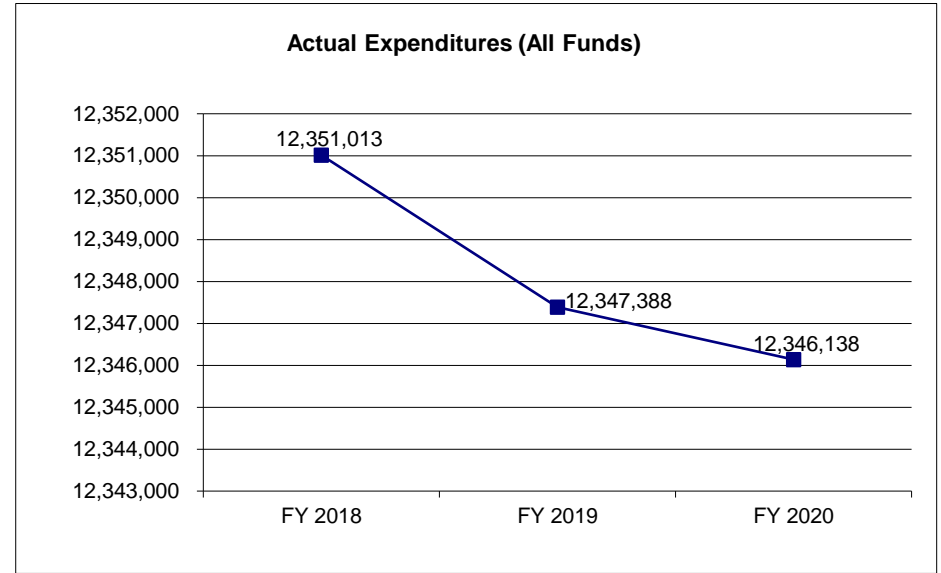
Debt Management

**CORE DECISION ITEM**

<b>Department</b>	<b>Office of Administration</b>	<b>Budget Unit</b>	<b>32349</b>
<b>Division</b>	<b>Debt and Related Obligations</b>		
<b>Core</b>	<b>Fulton State Hospital Bond Fund Payment</b>	<b>HB Section</b>	<b>5.210</b>

**4. FINANCIAL HISTORY**

	<b>FY 2018 Actual</b>	<b>FY 2019 Actual</b>	<b>FY 2020 Actual</b>	<b>FY 2021 Current Yr.</b>
Appropriation (All Funds)	12,944,819	12,347,388	12,346,138	12,341,638
Less Reverted (All Funds)	0	0	0	N/A
Less Restricted (All Funds)*	0	0	0	N/A
Budget Authority (All Funds)	12,944,819	12,347,388	12,346,138	N/A
Actual Expenditures (All Funds)	12,351,013	12,347,388	12,346,138	N/A
Unexpended (All Funds)	593,806	0	0	N/A
Unexpended, by Fund:				
General Revenue	0	0	0	N/A
Federal	0	0	0	N/A
Other	593,806	0	0	N/A



Reverted includes the statutory three-percent reserve amount (when applicable).

Restricted includes any Governor's Expenditure Restrictions which remained at the end of the fiscal year (when applicable).

**NOTES:**

**CORE RECONCILIATION DETAIL**

**STATE**  
**FULTON STATE HOSPITAL BONDING**

**5. CORE RECONCILIATION DETAIL**

				<b>Budget Class</b>	<b>FTE</b>	<b>GR</b>	<b>Federal</b>	<b>Other</b>	<b>Total</b>	<b>Explanation</b>
<b>TAFP AFTER VETOES</b>										
				PD	0.00	0	0	12,341,638	12,341,638	
				<b>Total</b>	<b>0.00</b>	<b>0</b>	<b>0</b>	<b>12,341,638</b>	<b>12,341,638</b>	
<b>DEPARTMENT CORE ADJUSTMENTS</b>										
Core Reduction	974	8921		PD	0.00	0	0	(3,375)	(3,375)	FSH bond fund payment core reduction.
<b>NET DEPARTMENT CHANGES</b>					<b>0.00</b>	<b>0</b>	<b>0</b>	<b>(3,375)</b>	<b>(3,375)</b>	
<b>DEPARTMENT CORE REQUEST</b>										
				PD	0.00	0	0	12,338,263	12,338,263	
				<b>Total</b>	<b>0.00</b>	<b>0</b>	<b>0</b>	<b>12,338,263</b>	<b>12,338,263</b>	
<b>GOVERNOR'S RECOMMENDED CORE</b>										
				PD	0.00	0	0	12,338,263	12,338,263	
				<b>Total</b>	<b>0.00</b>	<b>0</b>	<b>0</b>	<b>12,338,263</b>	<b>12,338,263</b>	

## DECISION ITEM SUMMARY

Budget Unit								
Decision Item	FY 2020	FY 2020	FY 2021	FY 2021	FY 2022	FY 2022	FY 2022	FY 2022
Budget Object Summary	ACTUAL	ACTUAL	BUDGET	BUDGET	DEPT REQ	DEPT REQ	GOV REC	GOV REC
Fund	DOLLAR	FTE	DOLLAR	FTE	DOLLAR	FTE	DOLLAR	FTE
<b>FULTON STATE HOSPITAL BONDING</b>								
<b>CORE</b>								
PROGRAM-SPECIFIC								
FUL ST HSP BD & INT	12,346,138	0.00	12,341,638	0.00	12,338,263	0.00	12,338,263	0.00
TOTAL - PD	12,346,138	0.00	12,341,638	0.00	12,338,263	0.00	12,338,263	0.00
<b>TOTAL</b>	<b>12,346,138</b>	<b>0.00</b>	<b>12,341,638</b>	<b>0.00</b>	<b>12,338,263</b>	<b>0.00</b>	<b>12,338,263</b>	<b>0.00</b>
<b>GRAND TOTAL</b>	<b>\$12,346,138</b>	<b>0.00</b>	<b>\$12,341,638</b>	<b>0.00</b>	<b>\$12,338,263</b>	<b>0.00</b>	<b>\$12,338,263</b>	<b>0.00</b>

1/22/21 9:37

im\_disummary

# DECISION ITEM DETAIL

Budget Unit	FY 2020	FY 2020	FY 2021	FY 2021	FY 2022	FY 2022	FY 2022	FY 2022
Decision Item	ACTUAL	ACTUAL	BUDGET	BUDGET	DEPT REQ	DEPT REQ	GOV REC	GOV REC
Budget Object Class	DOLLAR	FTE	DOLLAR	FTE	DOLLAR	FTE	DOLLAR	FTE
<b>FULTON STATE HOSPITAL BONDING</b>								
<b>CORE</b>								
DEBT SERVICE	12,346,138	0.00	12,341,638	0.00	12,338,263	0.00	12,338,263	0.00
TOTAL - PD	12,346,138	0.00	12,341,638	0.00	12,338,263	0.00	12,338,263	0.00
GRAND TOTAL	\$12,346,138	0.00	\$12,341,638	0.00	\$12,338,263	0.00	\$12,338,263	0.00
GENERAL REVENUE	\$0	0.00	\$0	0.00	\$0	0.00	\$0	0.00
FEDERAL FUNDS	\$0	0.00	\$0	0.00	\$0	0.00	\$0	0.00
OTHER FUNDS	\$12,346,138	0.00	\$12,341,638	0.00	\$12,338,263	0.00	\$12,338,263	0.00





### CORE DECISION ITEM

<b>Department</b>	<b>Office of Administration</b>	<b>Budget Unit</b>	<b>32352</b>
<b>Division</b>	<b>Debt and Related Obligations</b>		
<b>Core -</b>	<b>FMDC ESCO Debt Service</b>	<b>HB Section</b>	<b>5.215</b>

#### 1. CORE FINANCIAL SUMMARY

FY 2022 Budget Request					FY 2022 Governor's Recommendation						
	GR	Federal	Other	Total	E		GR	Federal	Other	Total	E
PS	0	0	0	0		PS	0	0	0	0	
EE	0	0	0	0		EE	0	0	0	0	
PSD	0	0	2,493,303	2,493,303		PSD	0	0	2,493,303	2,493,303	
TRF	0	0	0	0		TRF	0	0	0	0	
Total	0	0	2,493,303	2,493,303		Total	0	0	2,493,303	2,493,303	
FTE	0.00	0.00	0.00	0.00		FTE	0.00	0.00	0.00	0.00	
Est. Fringe	0	0	0	0		Est. Fringe	0	0	0	0	
Note: Fringes budgeted in House Bill 5 except for certain fringes budgeted directly to MoDOT, Highway Patrol, and Conservation.						Note: Fringes budgeted in House Bill 5 except for certain fringes budgeted directly to MoDOT, Highway Patrol, and Conservation.					

Other Funds: Facilities Maintenance Reserve Fund (0124)

Other Funds:

#### 2. CORE DESCRIPTION

This core request is for payment of principal and interest on the outstanding master lease guaranteed energy savings. FMDC has utilized authority in 8.235.4, RSMo to finance projects to produce energy savings, reduce consumption, reduce pollution, and increase productivity at facilities around the State. Projects were originally financed for 15 years at interest rates between 2.20% and 4.03%. All outstanding loans have been refinanced to rates between 2.20% and 2.30%. The principal amount of contracts outstanding as of 7/1/20 is \$6,424,630. The last payment will be made in fiscal year 2024.

This request reflects a core reduction of \$820,837.

#### 3. PROGRAM LISTING (list programs included in this core funding)

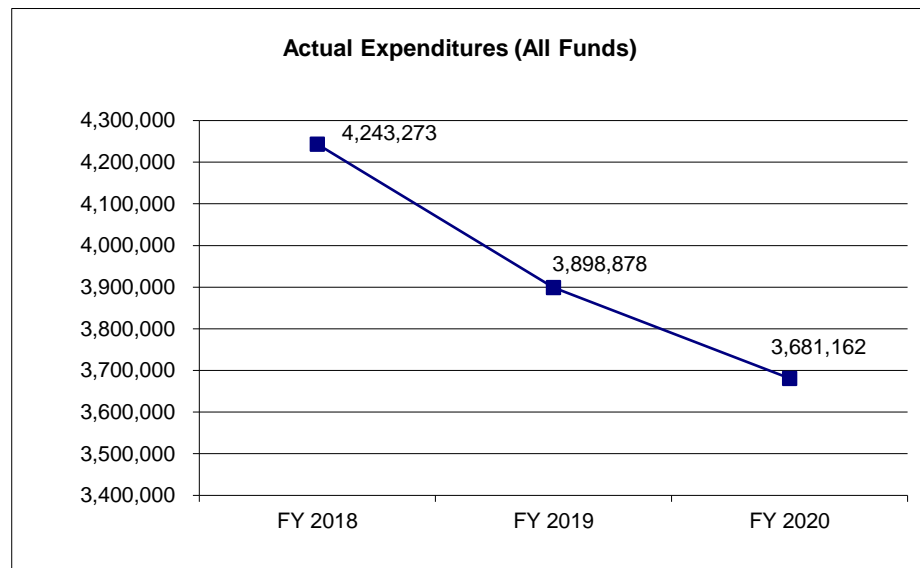
Debt Management

# **CORE DECISION ITEM**

<b>Department</b>	<b>Office of Administration</b>	<b>Budget Unit</b>	<b>32352</b>
<b>Division</b>	<b>Debt and Related Obligations</b>		
<b>Core -</b>	<b>FMDC ESCO Debt Service</b>	<b>HB Section</b>	<b>5.215</b>

## **4. FINANCIAL HISTORY**

	<b>FY 2018 Actual</b>	<b>FY 2019 Actual</b>	<b>FY 2020 Actual</b>	<b>FY 2021 Current Yr.</b>
Appropriation (All Funds)	4,671,029	4,243,273	3,898,878	3,314,140
Less Reverted (All Funds)	0	0	0	N/A
Less Restricted (All Funds)*	0	0	0	N/A
Budget Authority (All Funds)	4,671,029	4,243,273	3,898,878	N/A
Actual Expenditures (All Funds)	4,243,273	3,898,878	3,681,162	N/A
Unexpended (All Funds)	427,756	344,395	217,716	N/A
Unexpended, by Fund:				
General Revenue	0	0	0	N/A
Federal	0	0	0	N/A
Other	427,756	344,395	217,716	N/A



Reverted includes the statutory three-percent reserve amount (when applicable).

Restricted includes any Governor's Expenditure Restrictions which remained at the end of the fiscal year (when applicable).

## **NOTES:**

## CORE RECONCILIATION DETAIL

STATE  
ENERGY CONSERVATION

### 5. CORE RECONCILIATION DETAIL

		Budget Class	FTE	GR	Federal	Other	Total	Explanation
<b>TAFP AFTER VETOES</b>								
		PD	0.00	0	0	3,314,140	3,314,140	
		<b>Total</b>	<b>0.00</b>	<b>0</b>	<b>0</b>	<b>3,314,140</b>	<b>3,314,140</b>	
<b>DEPARTMENT CORE ADJUSTMENTS</b>								
Core Reduction	975 4468	PD	0.00	0	0	(820,837)	(820,837)	Core reduction due to interest rate reductions achieved by refinancing outstanding loans.
<b>NET DEPARTMENT CHANGES</b>			<b>0.00</b>	<b>0</b>	<b>0</b>	<b>(820,837)</b>	<b>(820,837)</b>	
<b>DEPARTMENT CORE REQUEST</b>								
		PD	0.00	0	0	2,493,303	2,493,303	
		<b>Total</b>	<b>0.00</b>	<b>0</b>	<b>0</b>	<b>2,493,303</b>	<b>2,493,303</b>	
<b>GOVERNOR'S RECOMMENDED CORE</b>								
		PD	0.00	0	0	2,493,303	2,493,303	
		<b>Total</b>	<b>0.00</b>	<b>0</b>	<b>0</b>	<b>2,493,303</b>	<b>2,493,303</b>	

## DECISION ITEM SUMMARY

Budget Unit									
Decision Item	FY 2020	FY 2020	FY 2021	FY 2021	FY 2022	FY 2022	FY 2022	FY 2022	FY 2022
Budget Object Summary	ACTUAL	ACTUAL	BUDGET	BUDGET	DEPT REQ	DEPT REQ	GOV REC	GOV REC	GOV REC
Fund	DOLLAR	FTE	DOLLAR	FTE	DOLLAR	FTE	DOLLAR	FTE	FTE
<b>ENERGY CONSERVATION</b>									
<b>CORE</b>									
PROGRAM-SPECIFIC									
FACILITIES MAINTENANCE RESERVE	3,681,161	0.00	3,314,140	0.00	2,493,303	0.00	2,493,303	0.00	0.00
TOTAL - PD	3,681,161	0.00	3,314,140	0.00	2,493,303	0.00	2,493,303	0.00	0.00
<b>TOTAL</b>	<b>3,681,161</b>	<b>0.00</b>	<b>3,314,140</b>	<b>0.00</b>	<b>2,493,303</b>	<b>0.00</b>	<b>2,493,303</b>	<b>0.00</b>	<b>0.00</b>
<b>GRAND TOTAL</b>	<b>\$3,681,161</b>	<b>0.00</b>	<b>\$3,314,140</b>	<b>0.00</b>	<b>\$2,493,303</b>	<b>0.00</b>	<b>\$2,493,303</b>	<b>0.00</b>	<b>0.00</b>

1/22/21 9:37

im\_disummary

# DECISION ITEM DETAIL

Budget Unit	FY 2020	FY 2020	FY 2021	FY 2021	FY 2022	FY 2022	FY 2022	FY 2022
Decision Item	ACTUAL	ACTUAL	BUDGET	BUDGET	DEPT REQ	DEPT REQ	GOV REC	GOV REC
Budget Object Class	DOLLAR	FTE	DOLLAR	FTE	DOLLAR	FTE	DOLLAR	FTE
<b>ENERGY CONSERVATION</b>								
<b>CORE</b>								
DEBT SERVICE	3,681,161	0.00	3,314,140	0.00	2,493,303	0.00	2,493,303	0.00
TOTAL - PD	3,681,161	0.00	3,314,140	0.00	2,493,303	0.00	2,493,303	0.00
GRAND TOTAL	\$3,681,161	0.00	\$3,314,140	0.00	\$2,493,303	0.00	\$2,493,303	0.00
GENERAL REVENUE	\$0	0.00	\$0	0.00	\$0	0.00	\$0	0.00
FEDERAL FUNDS	\$0	0.00	\$0	0.00	\$0	0.00	\$0	0.00
OTHER FUNDS	\$3,681,161	0.00	\$3,314,140	0.00	\$2,493,303	0.00	\$2,493,303	0.00



# CORE DECISION ITEM

<b>Department</b>	<b>Office of Administration</b>	<b>Budget Unit</b>	<u>32353</u>
<b>Division</b>	<b>Debt and Related Obligations</b>		
<b>Core</b>	<b>Debt Management</b>	<b>HB Section</b>	<u>5.220</u>

## 1. CORE FINANCIAL SUMMARY

FY 2022 Budget Request					FY 2022 Governor's Recommendation						
	GR	Federal	Other	Total	E		GR	Federal	Other	Total	E
PS	0	0	0	0		PS	0	0	0	0	
EE	83,300	0	0	83,300		EE	83,300	0	0	83,300	
PSD	0	0	0	0		PSD	0	0	0	0	
TRF	0	0	0	0		TRF	0	0	0	0	
Total	83,300	0	0	83,300		Total	83,300	0	0	83,300	
FTE	0.00	0.00	0.00	0.00		FTE	0.00	0.00	0.00	0.00	
Est. Fringe	0	0	0	0		Est. Fringe	0	0	0	0	
Note: Fringes budgeted in House Bill 5 except for certain fringes budgeted directly to MoDOT, Highway Patrol, and Conservation.						Note: Fringes budgeted in House Bill 5 except for certain fringes budgeted directly to MoDOT, Highway Patrol, and Conservation.					

Other Funds:

Other Funds:

## 2. CORE DESCRIPTION

This core request is to retain the services of a financial advisor and bond counsel to assist the State with managing its \$913.4 million of outstanding debt administered by the Office of Administration. The Financial advisor and bond counsel, with knowledge of the bond market, are responsible for monitoring the market with respect to the State's outstanding debt. They are responsible for making recommendations to State staff on any debt savings opportunities available to the State. They also keep the State apprised on any new financing mechanisms and strategies that would reduce the State's borrowing costs.

Series	Principal	Principal	Principal
	Amount	Amount	Outstanding
	Issued	Repaid/Refunded	July 1, 2020
General Obligation Bonds	\$1,953,394,240	\$1,908,864,240	\$44,530,000
Revenue Bonds	\$2,217,960,000	\$1,600,235,000	\$617,725,000
Other Debt	\$407,918,282	\$156,768,652	\$251,149,630
<b>Totals Including Refunding Issues</b>	<b>\$4,579,272,522</b>	<b>\$3,665,867,892</b>	<b>\$913,404,630</b>

### CORE DECISION ITEM

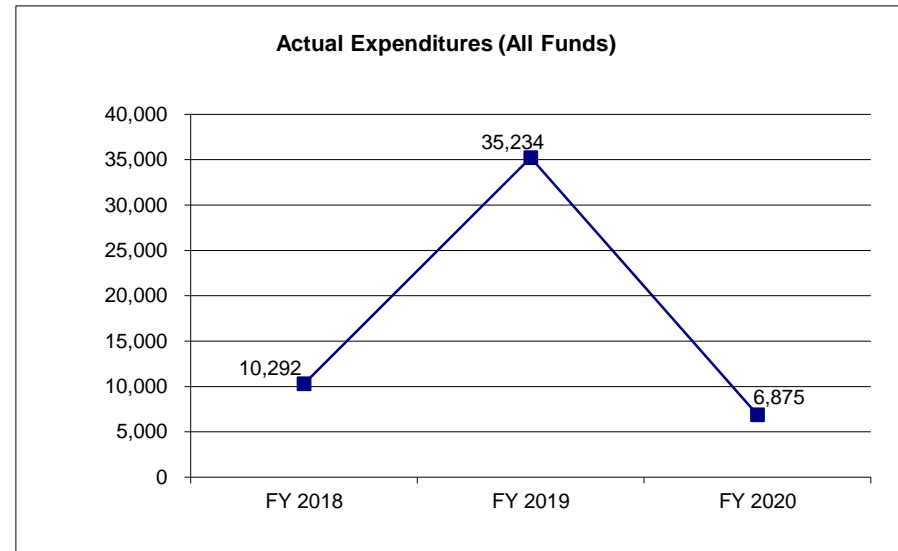
<b>Department</b>	<b>Office of Administration</b>	<b>Budget Unit</b>	<u>32353</u>
<b>Division</b>	<b>Debt and Related Obligations</b>		
<b>Core</b>	<b>Debt Management</b>	<b>HB Section</b>	<u>5.220</u>

#### 3. PROGRAM LISTING (list programs included in this core funding)

Debt Management

#### 4. FINANCIAL HISTORY

	<b>FY 2018 Actual</b>	<b>FY 2019 Actual</b>	<b>FY 2020 Actual</b>	<b>FY 2021 Current Yr.</b>
Appropriation (All Funds)	83,300	83,300	83,300	83,300
Less Reverted (All Funds)	(2,499)	(2,499)	(2,499)	N/A
Less Restricted (All Funds)*	0	0	0	N/A
Budget Authority (All Funds)	80,801	80,801	80,801	N/A
Actual Expenditures (All Funds)	10,292	35,234	6,875	N/A
Unexpended (All Funds)	70,509	45,567	73,926	N/A
Unexpended, by Fund:				
General Revenue	70,509	45,567	73,926	N/A
Federal	0	0	0	N/A
Other	0	0	0	N/A



Reverted includes the statutory three-percent reserve amount (when applicable).

Restricted includes any Governor's Expenditure Restrictions which remained at the end of the fiscal year (when applicable).

#### NOTES:



**CORE RECONCILIATION DETAIL**

**STATE  
DEBT MANAGEMENT**

**5. CORE RECONCILIATION DETAIL**

	<b>Budget Class</b>	<b>FTE</b>	<b>GR</b>	<b>Federal</b>	<b>Other</b>	<b>Total</b>	<b>Explanation</b>
<b>TAFP AFTER VETOES</b>	EE	0.00	83,300	0	0	83,300	
	<b>Total</b>	<b>0.00</b>	<b>83,300</b>	<b>0</b>	<b>0</b>	<b>83,300</b>	
<b>DEPARTMENT CORE REQUEST</b>	EE	0.00	83,300	0	0	83,300	
	<b>Total</b>	<b>0.00</b>	<b>83,300</b>	<b>0</b>	<b>0</b>	<b>83,300</b>	
<b>GOVERNOR'S RECOMMENDED CORE</b>	EE	0.00	83,300	0	0	83,300	
	<b>Total</b>	<b>0.00</b>	<b>83,300</b>	<b>0</b>	<b>0</b>	<b>83,300</b>	

## DECISION ITEM SUMMARY

Budget Unit									
Decision Item	FY 2020	FY 2020	FY 2021	FY 2021	FY 2022	FY 2022	FY 2022	FY 2022	FY 2022
Budget Object Summary	ACTUAL	ACTUAL	BUDGET	BUDGET	DEPT REQ	DEPT REQ	GOV REC	GOV REC	GOV REC
Fund	DOLLAR	FTE	DOLLAR	FTE	DOLLAR	FTE	DOLLAR	FTE	FTE
<b>DEBT MANAGEMENT</b>									
<b>CORE</b>									
EXPENSE & EQUIPMENT									
GENERAL REVENUE	6,875	0.00	83,300	0.00	83,300	0.00	83,300	0.00	0.00
TOTAL - EE	6,875	0.00	83,300	0.00	83,300	0.00	83,300	0.00	0.00
<b>TOTAL</b>	<b>6,875</b>	<b>0.00</b>	<b>83,300</b>	<b>0.00</b>	<b>83,300</b>	<b>0.00</b>	<b>83,300</b>	<b>0.00</b>	<b>0.00</b>
<b>GRAND TOTAL</b>	<b>\$6,875</b>	<b>0.00</b>	<b>\$83,300</b>	<b>0.00</b>	<b>\$83,300</b>	<b>0.00</b>	<b>\$83,300</b>	<b>0.00</b>	<b>0.00</b>

1/22/21 9:37

im\_disummary

# DECISION ITEM DETAIL

Budget Unit	FY 2020	FY 2020	FY 2021	FY 2021	FY 2022	FY 2022	FY 2022	FY 2022
Decision Item	ACTUAL	ACTUAL	BUDGET	BUDGET	DEPT REQ	DEPT REQ	GOV REC	GOV REC
Budget Object Class	DOLLAR	FTE	DOLLAR	FTE	DOLLAR	FTE	DOLLAR	FTE
<b>DEBT MANAGEMENT</b>								
<b>CORE</b>								
PROFESSIONAL SERVICES	6,875	0.00	83,300	0.00	83,300	0.00	83,300	0.00
<b>TOTAL - EE</b>	<b>6,875</b>	<b>0.00</b>	<b>83,300</b>	<b>0.00</b>	<b>83,300</b>	<b>0.00</b>	<b>83,300</b>	<b>0.00</b>
<b>GRAND TOTAL</b>	<b>\$6,875</b>	<b>0.00</b>	<b>\$83,300</b>	<b>0.00</b>	<b>\$83,300</b>	<b>0.00</b>	<b>\$83,300</b>	<b>0.00</b>
GENERAL REVENUE	\$6,875	0.00	\$83,300	0.00	\$83,300	0.00	\$83,300	0.00
FEDERAL FUNDS	\$0	0.00	\$0	0.00	\$0	0.00	\$0	0.00
OTHER FUNDS	\$0	0.00	\$0	0.00	\$0	0.00	\$0	0.00



### CORE DECISION ITEM

Department	Office of Administration	Budget Unit	32363
Division	Debt and Related Obligations		
Core	Convention/Sports-Bartle Hall	HB Section	5.225

#### 1. CORE FINANCIAL SUMMARY

FY 2022 Budget Request					FY 2022 Governor's Recommendation						
	GR	Federal	Other	Total	E		GR	Federal	Other	Total	E
PS	0	0	0	0		PS	0	0	0	0	
EE	0	0	0	0		EE	0	0	0	0	
PSD	2,000,000	0	0	2,000,000		PSD	2,000,000	0	0	2,000,000	
TRF	0	0	0	0		TRF	0	0	0	0	
Total	2,000,000	0	0	2,000,000		Total	2,000,000	0	0	2,000,000	
FTE	0.00	0.00	0.00	0.00		FTE	0.00	0.00	0.00	0.00	
Est. Fringe	0	0	0	0		Est. Fringe	0	0	0	0	
Note: Fringes budgeted in House Bill 5 except for certain fringes budgeted directly to MoDOT, Highway Patrol, and Conservation.						Note: Fringes budgeted in House Bill 5 except for certain fringes budgeted directly to MoDOT, Highway Patrol, and Conservation.					

Other Funds:

Other Funds:

#### 2. CORE DESCRIPTION

This core request is to provide funding for the State's contribution to the Bartle Hall Convention Center in Kansas City. Sections 67.638 - 67.645, RSMo allow certain cities and counties to create a "Convention and Sports Complex Fund" for the purpose of developing, maintaining or operating within its jurisdiction, sports, convention, exhibition, or trade facilities. The state may then contribute annually to each fund. The state began contributing to the fund in Fiscal Year 1991.

#### 3. PROGRAM LISTING (list programs included in this core funding)

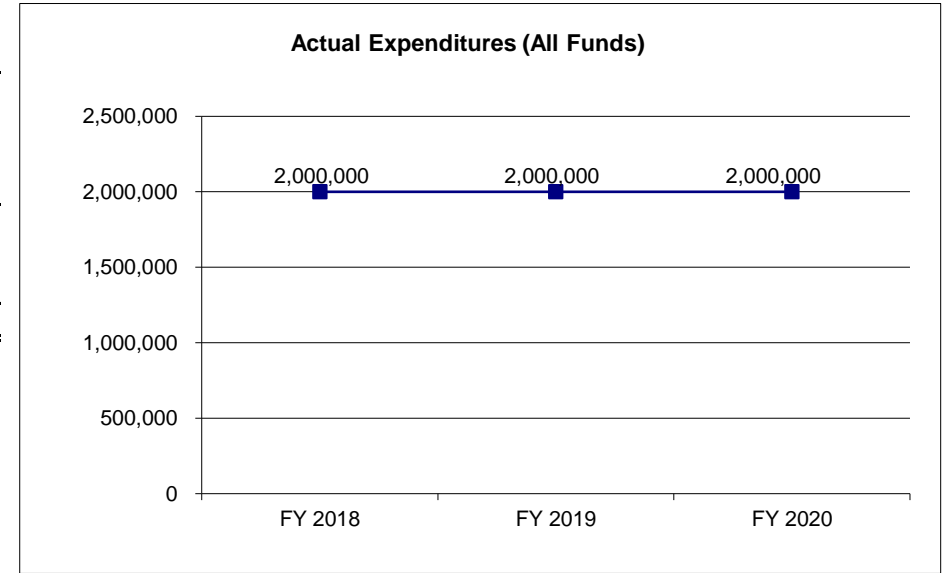
Debt Management

**CORE DECISION ITEM**

<b>Department</b>	<b>Office of Administration</b>	<b>Budget Unit</b>	<b>32363</b>
<b>Division</b>	<b>Debt and Related Obligations</b>		
<b>Core</b>	<b>Convention/Sports-Bartle Hall</b>	<b>HB Section</b>	<b>5.225</b>

**4. FINANCIAL HISTORY**

	<b>FY 2018 Actual</b>	<b>FY 2019 Actual</b>	<b>FY 2020 Actual</b>	<b>FY 2021 Current Yr.</b>
Appropriation (All Funds)	2,000,000	2,000,000	2,000,000	2,000,000
Less Reverted (All Funds)	0	0	0	N/A
Less Restricted (All Funds)*	0	0	0	N/A
Budget Authority (All Funds)	2,000,000	2,000,000	2,000,000	N/A
Actual Expenditures (All Funds)	2,000,000	2,000,000	2,000,000	N/A
Unexpended (All Funds)	0	0	0	N/A
Unexpended, by Fund:				
General Revenue	0	0	0	N/A
Federal	0	0	0	N/A
Other	0	0	0	N/A



Reverted includes the statutory three-percent reserve amount (when applicable).

Restricted includes any Governor's Expenditure Restrictions which remained at the end of the fiscal year (when applicable).

**NOTES:**

---

**CORE RECONCILIATION DETAIL**

---

STATE  
CONVENTION/SPORTS-BARTLE HALL

---

**5. CORE RECONCILIATION DETAIL**

---

	Budget Class	FTE	GR	Federal	Other	Total	Explanation
<hr/>							
TAFP AFTER VETOES	PD	0.00	2,000,000	0	0	2,000,000	
	<b>Total</b>	<b>0.00</b>	<b>2,000,000</b>	<b>0</b>	<b>0</b>	<b>2,000,000</b>	
<hr/>							
DEPARTMENT CORE REQUEST	PD	0.00	2,000,000	0	0	2,000,000	
	<b>Total</b>	<b>0.00</b>	<b>2,000,000</b>	<b>0</b>	<b>0</b>	<b>2,000,000</b>	
<hr/>							
GOVERNOR'S RECOMMENDED CORE	PD	0.00	2,000,000	0	0	2,000,000	
	<b>Total</b>	<b>0.00</b>	<b>2,000,000</b>	<b>0</b>	<b>0</b>	<b>2,000,000</b>	
<hr/>							

## DECISION ITEM SUMMARY

Budget Unit									
Decision Item	FY 2020	FY 2020	FY 2021	FY 2021	FY 2022	FY 2022	FY 2022	FY 2022	FY 2022
Budget Object Summary	ACTUAL	ACTUAL	BUDGET	BUDGET	DEPT REQ	DEPT REQ	GOV REC	GOV REC	GOV REC
Fund	DOLLAR	FTE	DOLLAR	FTE	DOLLAR	FTE	DOLLAR	FTE	FTE
<b>CONVENTION/SPORTS-BARTLE HALL</b>									
<b>CORE</b>									
PROGRAM-SPECIFIC									
GENERAL REVENUE	2,000,000	0.00	2,000,000	0.00	2,000,000	0.00	2,000,000	0.00	0.00
TOTAL - PD	2,000,000	0.00	2,000,000	0.00	2,000,000	0.00	2,000,000	0.00	0.00
<b>TOTAL</b>	<b>2,000,000</b>	<b>0.00</b>	<b>2,000,000</b>	<b>0.00</b>	<b>2,000,000</b>	<b>0.00</b>	<b>2,000,000</b>	<b>0.00</b>	<b>0.00</b>
<b>GRAND TOTAL</b>	<b>\$2,000,000</b>	<b>0.00</b>	<b>\$2,000,000</b>	<b>0.00</b>	<b>\$2,000,000</b>	<b>0.00</b>	<b>\$2,000,000</b>	<b>0.00</b>	<b>0.00</b>

1/22/21 9:37

im\_disummary



# DECISION ITEM DETAIL

Budget Unit	FY 2020	FY 2020	FY 2021	FY 2021	FY 2022	FY 2022	FY 2022	FY 2022
Decision Item	ACTUAL	ACTUAL	BUDGET	BUDGET	DEPT REQ	DEPT REQ	GOV REC	GOV REC
Budget Object Class	DOLLAR	FTE	DOLLAR	FTE	DOLLAR	FTE	DOLLAR	FTE
<b>CONVENTION/SPORTS-BARTLE HALL</b>								
<b>CORE</b>								
PROGRAM DISTRIBUTIONS	2,000,000	0.00	2,000,000	0.00	2,000,000	0.00	2,000,000	0.00
<b>TOTAL - PD</b>	<b>2,000,000</b>	<b>0.00</b>	<b>2,000,000</b>	<b>0.00</b>	<b>2,000,000</b>	<b>0.00</b>	<b>2,000,000</b>	<b>0.00</b>
<b>GRAND TOTAL</b>	<b>\$2,000,000</b>	<b>0.00</b>	<b>\$2,000,000</b>	<b>0.00</b>	<b>\$2,000,000</b>	<b>0.00</b>	<b>\$2,000,000</b>	<b>0.00</b>
GENERAL REVENUE	\$2,000,000	0.00	\$2,000,000	0.00	\$2,000,000	0.00	\$2,000,000	0.00
FEDERAL FUNDS	\$0	0.00	\$0	0.00	\$0	0.00	\$0	0.00
OTHER FUNDS	\$0	0.00	\$0	0.00	\$0	0.00	\$0	0.00



### CORE DECISION ITEM

Department	Office of Administration	Budget Unit	32364
Division	Debt and Related Obligations		
Core	Convention/Sports-Jackson County	HB Section	5.230

#### 1. CORE FINANCIAL SUMMARY

FY 2022 Budget Request					FY 2022 Governor's Recommendation						
	GR	Federal	Other	Total	E		GR	Federal	Other	Total	E
PS	0	0	0	0		PS	0	0	0	0	
EE	0	0	0	0		EE	0	0	0	0	
PSD	3,000,000	0	0	3,000,000		PSD	3,000,000	0	0	3,000,000	
TRF	0	0	0	0		TRF	0	0	0	0	
Total	3,000,000	0	0	3,000,000		Total	3,000,000	0	0	3,000,000	
FTE	0.00	0.00	0.00	0.00		FTE	0.00	0.00	0.00	0.00	
Est. Fringe	0	0	0	0		Est. Fringe	0	0	0	0	
Note: Fringes budgeted in House Bill 5 except for certain fringes budgeted directly to MoDOT, Highway Patrol, and Conservation.						Note: Fringes budgeted in House Bill 5 except for certain fringes budgeted directly to MoDOT, Highway Patrol, and Conservation.					

Other Funds:

Other Funds:

#### 2. CORE DESCRIPTION

This core request is to provide funding for the State's contribution to the Jackson County (Kauffman/Arrowhead) Sports Stadium Complex. Sections 67.638 - 67.645, RSMo allow certain cities and counties to create a "Convention and Sports Complex Fund" for the purpose of developing, maintaining or operating within its jurisdiction, sports, convention, exhibition, or trade facilities. The state may then contribute annually to each fund. The state began contributing to the fund in Fiscal Year 1991.

#### 3. PROGRAM LISTING (list programs included in this core funding)

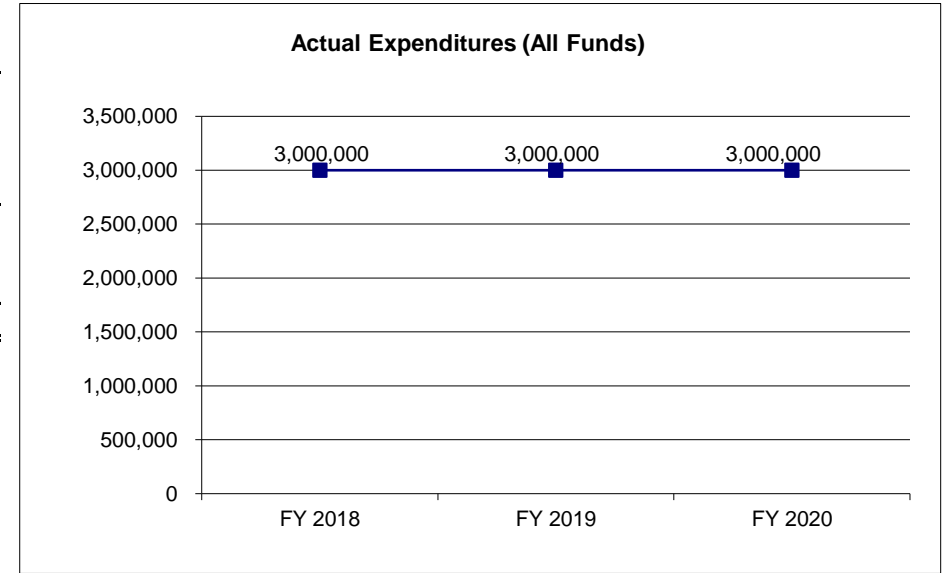
Debt Management

**CORE DECISION ITEM**

<b>Department</b>	<b>Office of Administration</b>	<b>Budget Unit</b>	<b>32364</b>
<b>Division</b>	<b>Debt and Related Obligations</b>		
<b>Core</b>	<b>Convention/Sports-Jackson County</b>	<b>HB Section</b>	<b>5.230</b>

**4. FINANCIAL HISTORY**

	<b>FY 2018 Actual</b>	<b>FY 2019 Actual</b>	<b>FY 2020 Actual</b>	<b>FY 2021 Current Yr.</b>
Appropriation (All Funds)	3,000,000	3,000,000	3,000,000	3,000,000
Less Reverted (All Funds)	0	0	0	N/A
Less Restricted (All Funds)*	0	0	0	N/A
Budget Authority (All Funds)	3,000,000	3,000,000	3,000,000	N/A
Actual Expenditures (All Funds)	3,000,000	3,000,000	3,000,000	N/A
Unexpended (All Funds)	0	0	0	N/A
Unexpended, by Fund:				
General Revenue	0	0	0	N/A
Federal	0	0	0	N/A
Other	0	0	0	N/A



Reverted includes the statutory three-percent reserve amount (when applicable).

Restricted includes any Governor's Expenditure Restrictions which remained at the end of the fiscal year (when applicable).

**NOTES:**

---

**CORE RECONCILIATION DETAIL**

---

STATE  
CONVENTION/SPORTS-JACKSON CO

---

**5. CORE RECONCILIATION DETAIL**

---

	Budget Class	FTE	GR	Federal	Other	Total	Explanation
<hr/>							
TAFP AFTER VETOES	PD	0.00	3,000,000	0	0	3,000,000	
	<b>Total</b>	<b>0.00</b>	<b>3,000,000</b>	<b>0</b>	<b>0</b>	<b>3,000,000</b>	
<hr/>							
DEPARTMENT CORE REQUEST	PD	0.00	3,000,000	0	0	3,000,000	
	<b>Total</b>	<b>0.00</b>	<b>3,000,000</b>	<b>0</b>	<b>0</b>	<b>3,000,000</b>	
<hr/>							
GOVERNOR'S RECOMMENDED CORE	PD	0.00	3,000,000	0	0	3,000,000	
	<b>Total</b>	<b>0.00</b>	<b>3,000,000</b>	<b>0</b>	<b>0</b>	<b>3,000,000</b>	
<hr/>							

## DECISION ITEM SUMMARY

Budget Unit									
Decision Item	FY 2020	FY 2020	FY 2021	FY 2021	FY 2022	FY 2022	FY 2022	FY 2022	FY 2022
Budget Object Summary	ACTUAL	ACTUAL	BUDGET	BUDGET	DEPT REQ	DEPT REQ	GOV REC	GOV REC	GOV REC
Fund	DOLLAR	FTE	DOLLAR	FTE	DOLLAR	FTE	DOLLAR	FTE	FTE
<b>CONVENTION/SPORTS-JACKSON CO</b>									
<b>CORE</b>									
PROGRAM-SPECIFIC									
GENERAL REVENUE	3,000,000	0.00	3,000,000	0.00	3,000,000	0.00	3,000,000	0.00	0.00
TOTAL - PD	3,000,000	0.00	3,000,000	0.00	3,000,000	0.00	3,000,000	0.00	0.00
<b>TOTAL</b>	<b>3,000,000</b>	<b>0.00</b>	<b>3,000,000</b>	<b>0.00</b>	<b>3,000,000</b>	<b>0.00</b>	<b>3,000,000</b>	<b>0.00</b>	<b>0.00</b>
<b>GRAND TOTAL</b>	<b>\$3,000,000</b>	<b>0.00</b>	<b>\$3,000,000</b>	<b>0.00</b>	<b>\$3,000,000</b>	<b>0.00</b>	<b>\$3,000,000</b>	<b>0.00</b>	<b>0.00</b>

1/22/21 9:37

im\_disummary

# DECISION ITEM DETAIL

Budget Unit	FY 2020	FY 2020	FY 2021	FY 2021	FY 2022	FY 2022	FY 2022	FY 2022
Decision Item	ACTUAL	ACTUAL	BUDGET	BUDGET	DEPT REQ	DEPT REQ	GOV REC	GOV REC
Budget Object Class	DOLLAR	FTE	DOLLAR	FTE	DOLLAR	FTE	DOLLAR	FTE
<b>CONVENTION/SPORTS-JACKSON CO</b>								
<b>CORE</b>								
PROGRAM DISTRIBUTIONS	3,000,000	0.00	3,000,000	0.00	3,000,000	0.00	3,000,000	0.00
TOTAL - PD	3,000,000	0.00	3,000,000	0.00	3,000,000	0.00	3,000,000	0.00
GRAND TOTAL	\$3,000,000	0.00	\$3,000,000	0.00	\$3,000,000	0.00	\$3,000,000	0.00
GENERAL REVENUE	\$3,000,000	0.00	\$3,000,000	0.00	\$3,000,000	0.00	\$3,000,000	0.00
FEDERAL FUNDS	\$0	0.00	\$0	0.00	\$0	0.00	\$0	0.00
OTHER FUNDS	\$0	0.00	\$0	0.00	\$0	0.00	\$0	0.00





### CORE DECISION ITEM

<b>Department</b>	<b>Office of Administration</b>	<b>Budget Unit</b>	<b>32365</b>
<b>Division</b>	<b>Debt and Related Obligations</b>		
<b>Core</b>	<b>Convention/Sports-Edward Jones Dome</b>	<b>HB Section</b>	<b>5.235</b>

#### 1. CORE FINANCIAL SUMMARY

FY 2022 Budget Request					FY 2022 Governor's Recommendation						
	GR	Federal	Other	Total	E		GR	Federal	Other	Total	E
PS	0	0	0	0		PS	0	0	0	0	
EE	0	0	0	0		EE	0	0	0	0	
PSD	7,000,000	0	0	7,000,000		PSD	7,000,000	0	0	7,000,000	
TRF	0	0	0	0		TRF	0	0	0	0	
Total	7,000,000	0	0	7,000,000		Total	7,000,000	0	0	7,000,000	
FTE	0.00	0.00	0.00	0.00		FTE	0.00	0.00	0.00	0.00	
Est. Fringe	0	0	0	0		Est. Fringe	0	0	0	0	
Note: Fringes budgeted in House Bill 5 except for certain fringes budgeted directly to MoDOT, Highway Patrol, and Conservation.						Note: Fringes budgeted in House Bill 5 except for certain fringes budgeted directly to MoDOT, Highway Patrol, and Conservation.					

Other Funds:

Other Funds:

#### 2. CORE DESCRIPTION

This core request is to fund the State's sponsor payment to the Edward Jones Dome in St. Louis. Sections 67.650 - 67.658, RSMo allow for the establishment of a "Regional Convention and Sports Complex Authority." Pursuant to the issuance of the Convention and Sports Facility Project Bonds Series A 1991, the State of Missouri, as sponsor, is required to contribute \$5,000,000 to the Regional Convention and Sports Complex Authority for this last year of debt service and an additional \$2,000,000 for preservation payments. Debt service payments began in Fiscal Year 1992 and will conclude this year - Fiscal Year 2022, while preservation payments will conclude in 2024.

The amount of outstanding State sponsored Convention and Sports Facility Project Bonds as of 7/1/20 is \$18,590,000.

#### 3. PROGRAM LISTING (list programs included in this core funding)

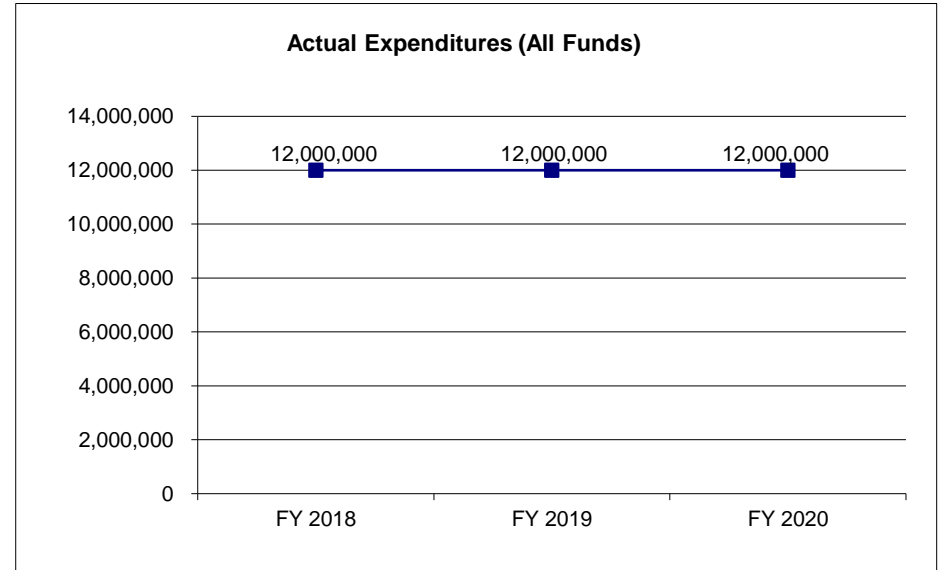
Debt Management

**CORE DECISION ITEM**

<b>Department</b>	<b>Office of Administration</b>	<b>Budget Unit</b>	<b>32365</b>
<b>Division</b>	<b>Debt and Related Obligations</b>		
<b>Core</b>	<b>Convention/Sports-Edward Jones Dome</b>	<b>HB Section</b>	<b>5.235</b>

**4. FINANCIAL HISTORY**

	<b>FY 2018 Actual</b>	<b>FY 2019 Actual</b>	<b>FY 2020 Actual</b>	<b>FY 2021 Current Yr.</b>
Appropriation (All Funds)	12,000,000	12,000,000	12,000,000	12,000,000
Less Reverted (All Funds)	0	0	0	N/A
Less Restricted (All Funds)*	0	0	0	N/A
Budget Authority (All Funds)	12,000,000	12,000,000	12,000,000	N/A
Actual Expenditures (All Funds)	12,000,000	12,000,000	12,000,000	N/A
Unexpended (All Funds)	0	0	0	N/A
Unexpended, by Fund:				
General Revenue	0	0	0	N/A
Federal	0	0	0	N/A
Other	0	0	0	N/A



Reverted includes the statutory three-percent reserve amount (when applicable).

Restricted includes any Governor's Expenditure Restrictions which remained at the end of the fiscal year (when applicable).

**NOTES:**

**CORE RECONCILIATION DETAIL**

STATE  
CONVENTION/SPORTS-EDWARD JONES

**5. CORE RECONCILIATION DETAIL**

				Budget Class	FTE	GR	Federal	Other	Total	Explanation
<b>TAFP AFTER VETOES</b>				PD	0.00	12,000,000	0	0	12,000,000	
<b>Total</b>					<b>0.00</b>	<b>12,000,000</b>	<b>0</b>	<b>0</b>	<b>12,000,000</b>	
<b>DEPARTMENT CORE ADJUSTMENTS</b>										
Core Reduction	977	9353	PD		0.00	(5,000,000)	0	0	(5,000,000)	Pursuant to the issuance of Convention & Sports Facility Project Bonds, Missouri is required to contribute \$5,000,000 for this last year of debt service. Debt service payments will conclude in FY22.
<b>NET DEPARTMENT CHANGES</b>					<b>0.00</b>	<b>(5,000,000)</b>	<b>0</b>	<b>0</b>	<b>(5,000,000)</b>	
<b>DEPARTMENT CORE REQUEST</b>										
			PD		0.00	7,000,000	0	0	7,000,000	
<b>Total</b>					<b>0.00</b>	<b>7,000,000</b>	<b>0</b>	<b>0</b>	<b>7,000,000</b>	
<b>GOVERNOR'S RECOMMENDED CORE</b>										
			PD		0.00	7,000,000	0	0	7,000,000	
<b>Total</b>					<b>0.00</b>	<b>7,000,000</b>	<b>0</b>	<b>0</b>	<b>7,000,000</b>	

## DECISION ITEM SUMMARY

Budget Unit								
Decision Item	FY 2020	FY 2020	FY 2021	FY 2021	FY 2022	FY 2022	FY 2022	FY 2022
Budget Object Summary	ACTUAL	ACTUAL	BUDGET	BUDGET	DEPT REQ	DEPT REQ	GOV REC	GOV REC
Fund	DOLLAR	FTE	DOLLAR	FTE	DOLLAR	FTE	DOLLAR	FTE
<b>CONVENTION/SPORTS-EDWARD JONES</b>								
<b>CORE</b>								
PROGRAM-SPECIFIC								
GENERAL REVENUE	12,000,000	0.00	12,000,000	0.00	7,000,000	0.00	7,000,000	0.00
TOTAL - PD	12,000,000	0.00	12,000,000	0.00	7,000,000	0.00	7,000,000	0.00
<b>TOTAL</b>	<b>12,000,000</b>	<b>0.00</b>	<b>12,000,000</b>	<b>0.00</b>	<b>7,000,000</b>	<b>0.00</b>	<b>7,000,000</b>	<b>0.00</b>
<b>GRAND TOTAL</b>	<b>\$12,000,000</b>	<b>0.00</b>	<b>\$12,000,000</b>	<b>0.00</b>	<b>\$7,000,000</b>	<b>0.00</b>	<b>\$7,000,000</b>	<b>0.00</b>

1/22/21 9:37

im\_disummary

# DECISION ITEM DETAIL

Budget Unit	FY 2020	FY 2020	FY 2021	FY 2021	FY 2022	FY 2022	FY 2022	FY 2022
Decision Item	ACTUAL	ACTUAL	BUDGET	BUDGET	DEPT REQ	DEPT REQ	GOV REC	GOV REC
Budget Object Class	DOLLAR	FTE	DOLLAR	FTE	DOLLAR	FTE	DOLLAR	FTE
<b>CONVENTION/SPORTS-EDWARD JONES</b>								
<b>CORE</b>								
PROGRAM DISTRIBUTIONS	2,000,000	0.00	2,000,000	0.00	2,000,000	0.00	2,000,000	0.00
DEBT SERVICE	10,000,000	0.00	10,000,000	0.00	5,000,000	0.00	5,000,000	0.00
<b>TOTAL - PD</b>	<b>12,000,000</b>	<b>0.00</b>	<b>12,000,000</b>	<b>0.00</b>	<b>7,000,000</b>	<b>0.00</b>	<b>7,000,000</b>	<b>0.00</b>
<b>GRAND TOTAL</b>	<b>\$12,000,000</b>	<b>0.00</b>	<b>\$12,000,000</b>	<b>0.00</b>	<b>\$7,000,000</b>	<b>0.00</b>	<b>\$7,000,000</b>	<b>0.00</b>
<b>GENERAL REVENUE</b>	<b>\$12,000,000</b>	<b>0.00</b>	<b>\$12,000,000</b>	<b>0.00</b>	<b>\$7,000,000</b>	<b>0.00</b>	<b>\$7,000,000</b>	<b>0.00</b>
<b>FEDERAL FUNDS</b>	<b>\$0</b>	<b>0.00</b>	<b>\$0</b>	<b>0.00</b>	<b>\$0</b>	<b>0.00</b>	<b>\$0</b>	<b>0.00</b>
<b>OTHER FUNDS</b>	<b>\$0</b>	<b>0.00</b>	<b>\$0</b>	<b>0.00</b>	<b>\$0</b>	<b>0.00</b>	<b>\$0</b>	<b>0.00</b>



### CORE DECISION ITEM

Department	Office of Administration	Budget Unit	32360
Division	Debt and Related Obligations		
Core -	MDFB - Historical Society Proceeds	HB Section	5.235

#### 1. CORE FINANCIAL SUMMARY

FY 2022 Budget Request					FY 2022 Governor's Recommendation						
	GR	Federal	Other	Total	E		GR	Federal	Other	Total	E
PS	0	0	0	0		PS	0	0	0	0	
EE	0	0	0	0		EE	0	0	0	0	
PSD	0	0	0	0		PSD	0	0	0	0	
TRF	0	0	0	0		TRF	0	0	0	0	
Total	0	0	0	0		Total	0	0	0	0	
FTE	0.00	0.00	0.00	0.00		FTE	0.00	0.00	0.00	0.00	
Est. Fringe	0	0	0	0		Est. Fringe	0	0	0	0	
Note: Fringes budgeted in House Bill 5 except for certain fringes budgeted directly to MoDOT, Highway Patrol, and Conservation.						Note: Fringes budgeted in House Bill 5 except for certain fringes budgeted directly to MoDOT, Highway Patrol, and Conservation.					

Other Funds: MDFB Bond Proceeds Fund (0390)

Other Funds:

#### 2. CORE DESCRIPTION

For payment or prepayment of debt service for outstanding bonds issued by the Missouri Development Finance Board pursuant to a finance agreement between the Missouri Development Finance Board and the Office of Administration to fund construction of the State Historical Society building and museum.

This was one-time funding.

#### 3. PROGRAM LISTING (list programs included in this core funding)

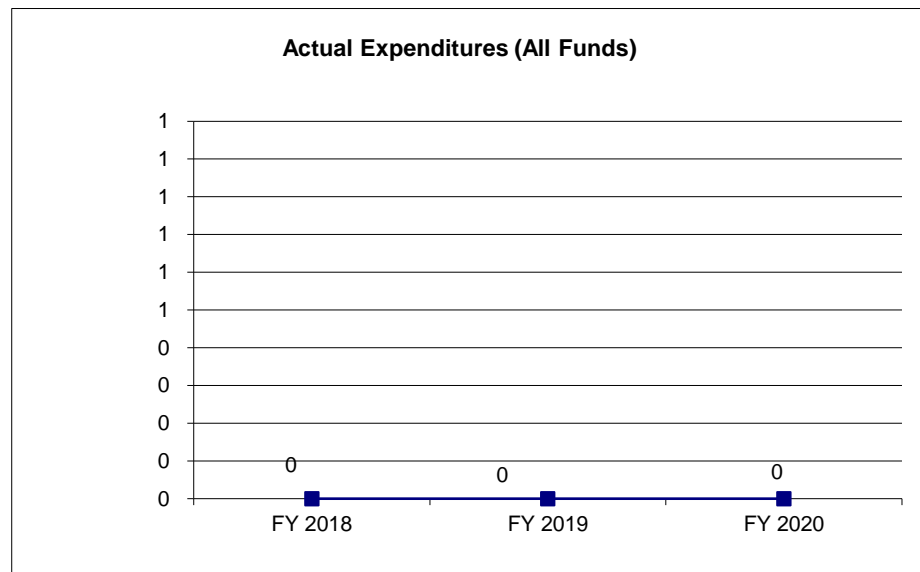
Debt Management

# **CORE DECISION ITEM**

<b>Department</b>	<b>Office of Administration</b>	<b>Budget Unit</b>	<b>32360</b>
<b>Division</b>	<b>Debt and Related Obligations</b>		
<b>Core -</b>	<b>MDFB - Historical Society Proceeds</b>	<b>HB Section</b>	<b>5.235</b>

## **4. FINANCIAL HISTORY**

	<b>FY 2018 Actual</b>	<b>FY 2019 Actual</b>	<b>FY 2020 Actual</b>	<b>FY 2021 Current Yr.</b>
Appropriation (All Funds)	0	0	0	1,500,000
Less Reverted (All Funds)	0	0	0	N/A
Less Restricted (All Funds)*	0	0	0	N/A
Budget Authority (All Funds)	0	0	0	N/A
Actual Expenditures (All Funds)	0	0	0	N/A
Unexpended (All Funds)	0	0	0	N/A
Unexpended, by Fund:				
General Revenue	0	0	0	N/A
Federal	0	0	0	N/A
Other	0	0	0	N/A



Reverted includes the statutory three-percent reserve amount (when applicable).

Restricted includes any Governor's Expenditure Restrictions which remained at the end of the fiscal year (when applicable).

## **NOTES:**



**CORE RECONCILIATION DETAIL**

**STATE  
HISTORICAL SOCIETY BUILDING**

**5. CORE RECONCILIATION DETAIL**

				<b>Budget Class</b>	<b>FTE</b>	<b>GR</b>	<b>Federal</b>	<b>Other</b>	<b>Total</b>	<b>Explanation</b>
<b>TAFP AFTER VETOES</b>				PD	0.00	0	0	1,500,000	1,500,000	
				<b>Total</b>	<b>0.00</b>	<b>0</b>	<b>0</b>	<b>1,500,000</b>	<b>1,500,000</b>	
<b>DEPARTMENT CORE ADJUSTMENTS</b>										
1x Expenditures	313	6412	PD		0.00	0	0	(1,500,000)	(1,500,000)	Core Reduction of 1X authority added in FY21 for a Historical Society Building Payment.
<b>NET DEPARTMENT CHANGES</b>					<b>0.00</b>	<b>0</b>	<b>0</b>	<b>(1,500,000)</b>	<b>(1,500,000)</b>	
<b>DEPARTMENT CORE REQUEST</b>				PD	0.00	0	0	0	0	
				<b>Total</b>	<b>0.00</b>	<b>0</b>	<b>0</b>	<b>0</b>	<b>0</b>	
<b>GOVERNOR'S RECOMMENDED CORE</b>				PD	0.00	0	0	0	0	
				<b>Total</b>	<b>0.00</b>	<b>0</b>	<b>0</b>	<b>0</b>	<b>0</b>	

## DECISION ITEM SUMMARY

Budget Unit									
Decision Item	FY 2020	FY 2020	FY 2021	FY 2021	FY 2022	FY 2022	FY 2022	FY 2022	FY 2022
Budget Object Summary	ACTUAL	ACTUAL	BUDGET	BUDGET	DEPT REQ	DEPT REQ	GOV REC	GOV REC	GOV REC
Fund	DOLLAR	FTE	DOLLAR	FTE	DOLLAR	FTE	DOLLAR	FTE	FTE
<b>HISTORICAL SOCIETY BUILDING</b>									
<b>CORE</b>									
PROGRAM-SPECIFIC									
MDFB BOND PROCEEDS FUND	0	0.00	1,500,000	0.00	0	0.00	0	0.00	0.00
TOTAL - PD	0	0.00	1,500,000	0.00	0	0.00	0	0.00	0.00
<b>TOTAL</b>	<b>0</b>	<b>0.00</b>	<b>1,500,000</b>	<b>0.00</b>	<b>0</b>	<b>0.00</b>	<b>0</b>	<b>0.00</b>	<b>0.00</b>
<b>GRAND TOTAL</b>	<b>\$0</b>	<b>0.00</b>	<b>\$1,500,000</b>	<b>0.00</b>	<b>\$0</b>	<b>0.00</b>	<b>\$0</b>	<b>0.00</b>	<b>0.00</b>

1/22/21 9:37

im\_disummary

# DECISION ITEM DETAIL

Budget Unit	FY 2020	FY 2020	FY 2021	FY 2021	FY 2022	FY 2022	FY 2022	FY 2022
Decision Item	ACTUAL	ACTUAL	BUDGET	BUDGET	DEPT REQ	DEPT REQ	GOV REC	GOV REC
Budget Object Class	DOLLAR	FTE	DOLLAR	FTE	DOLLAR	FTE	DOLLAR	FTE
<b>HISTORICAL SOCIETY BUILDING</b>								
<b>CORE</b>								
DEBT SERVICE	0	0.00	1,500,000	0.00	0	0.00	0	0.00
TOTAL - PD	0	0.00	1,500,000	0.00	0	0.00	0	0.00
<b>GRAND TOTAL</b>	<b>\$0</b>	<b>0.00</b>	<b>\$1,500,000</b>	<b>0.00</b>	<b>\$0</b>	<b>0.00</b>	<b>\$0</b>	<b>0.00</b>
GENERAL REVENUE	\$0	0.00	\$0	0.00	\$0	0.00		0.00
FEDERAL FUNDS	\$0	0.00	\$0	0.00	\$0	0.00		0.00
OTHER FUNDS	\$0	0.00	\$1,500,000	0.00	\$0	0.00		0.00



## CORE DECISION ITEM

Department	Office of Administration	Budget Unit	31026
Division	Debt and Related Obligations		
Core	Board of Public Buildings-Proceeds Funds	HB Section	5.235

### 1. CORE FINANCIAL SUMMARY

FY 2022 Budget Request					FY 2022 Governor's Recommendation						
	GR	Federal	Other	Total	E		GR	Federal	Other	Total	E
PS	0	0	0	0		PS	0	0	0	0	
EE	0	0	0	0		EE	0	0	0	0	
PSD	0	0	0	0		PSD	0	0	0	0	
TRF	0	0	0	0		TRF	0	0	0	0	
Total	0	0	0	0		Total	0	0	0	0	
FTE	0.00	0.00	0.00	0.00		FTE	0.00	0.00	0.00	0.00	
Est. Fringe	0	0	0	0		Est. Fringe	0	0	0	0	
Note: Fringes budgeted in House Bill 5 except for certain fringes budgeted directly to MoDOT, Highway Patrol, and Conservation.						Note: Fringes budgeted in House Bill 5 except for certain fringes budgeted directly to MoDOT, Highway Patrol, and Conservation.					

Other Funds: Board of Public Building Proceeds Fund (0366)

Other Funds:

### 2. CORE DESCRIPTION

For payment or prepayment of debt service for outstanding bonds issued by the Board of Public Buildings to fund repair and renovation of buildings used by state colleges and universities.

This was one-time funding.

### 3. PROGRAM LISTING (list programs included in this core funding)

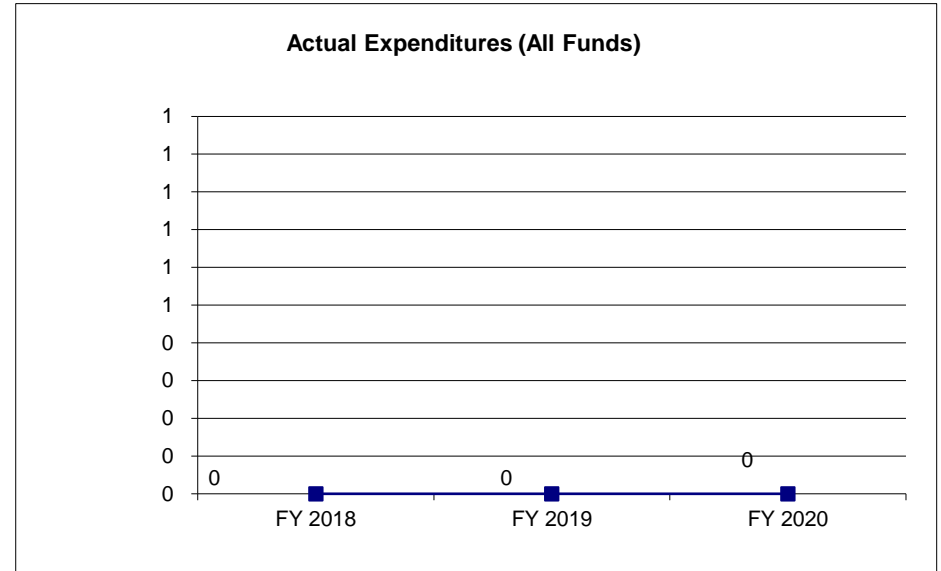
Debt Management

# CORE DECISION ITEM

Department	Office of Administration	Budget Unit	31026
Division	Debt and Related Obligations		
Core	Board of Public Buildings-Proceeds Funds	HB Section	5.235

## 4. FINANCIAL HISTORY

	FY 2018 Actual	FY 2019 Actual	FY 2020 Actual	FY 2021 Current Yr.
Appropriation (All Funds)	0	0	0	400,000
Less Reverted (All Funds)	0	0	0	N/A
Less Restricted (All Funds)*	0	0	0	N/A
Budget Authority (All Funds)	0	0	0	N/A
Actual Expenditures (All Funds)	0	0	0	N/A
Unexpended (All Funds)	0	0	0	N/A
Unexpended, by Fund:				
General Revenue	0	0	0	N/A
Federal	0	0	0	N/A
Other	0	0	0	N/A



Reverted includes the statutory three-percent reserve amount (when applicable).

Restricted includes any Governor's Expenditure Restrictions which remained at the end of the fiscal year (when applicable).

### NOTES:

**CORE RECONCILIATION DETAIL**

**STATE**  
**COLLEGE & UNIV REPAIR & RENOV**

**5. CORE RECONCILIATION DETAIL**

				<b>Budget Class</b>	<b>FTE</b>	<b>GR</b>	<b>Federal</b>	<b>Other</b>	<b>Total</b>	<b>Explanation</b>
<b>TAFP AFTER VETOES</b>				PD	0.00	0	0	400,000	400,000	
<b>Total</b>					<b>0.00</b>	<b>0</b>	<b>0</b>	<b>400,000</b>	<b>400,000</b>	
<b>DEPARTMENT CORE ADJUSTMENTS</b>										
1x Expenditures	366	6413	PD		0.00	0	0	(400,000)	(400,000)	Reduction of College & University M&R 1X debt service authority added in FY21 NDI 1300036.
<b>NET DEPARTMENT CHANGES</b>					<b>0.00</b>	<b>0</b>	<b>0</b>	<b>(400,000)</b>	<b>(400,000)</b>	
<b>DEPARTMENT CORE REQUEST</b>										
				PD	0.00	0	0	0	0	
<b>Total</b>					<b>0.00</b>	<b>0</b>	<b>0</b>	<b>0</b>	<b>0</b>	
<b>GOVERNOR'S RECOMMENDED CORE</b>										
				PD	0.00	0	0	0	0	
<b>Total</b>					<b>0.00</b>	<b>0</b>	<b>0</b>	<b>0</b>	<b>0</b>	

## DECISION ITEM SUMMARY

Budget Unit									
Decision Item	FY 2020	FY 2020	FY 2021	FY 2021	FY 2022	FY 2022	FY 2022	FY 2022	FY 2022
Budget Object Summary	ACTUAL	ACTUAL	BUDGET	BUDGET	DEPT REQ	DEPT REQ	GOV REC	GOV REC	GOV REC
Fund	DOLLAR	FTE	DOLLAR	FTE	DOLLAR	FTE	DOLLAR	FTE	FTE
<b>COLLEGE &amp; UNIV REPAIR &amp; RENOV</b>									
<b>CORE</b>									
PROGRAM-SPECIFIC									
BPB A 2017 - EDUCATION	0	0.00	400,000	0.00	0	0.00	0	0.00	0.00
TOTAL - PD	0	0.00	400,000	0.00	0	0.00	0	0.00	0.00
<b>TOTAL</b>	<b>0</b>	<b>0.00</b>	<b>400,000</b>	<b>0.00</b>	<b>0</b>	<b>0.00</b>	<b>0</b>	<b>0.00</b>	<b>0.00</b>
<b>GRAND TOTAL</b>	<b>\$0</b>	<b>0.00</b>	<b>\$400,000</b>	<b>0.00</b>	<b>\$0</b>	<b>0.00</b>	<b>\$0</b>	<b>0.00</b>	<b>0.00</b>

1/22/21 9:37

im\_disummary



# DECISION ITEM DETAIL

Budget Unit	FY 2020	FY 2020	FY 2021	FY 2021	FY 2022	FY 2022	FY 2022	FY 2022
Decision Item	ACTUAL	ACTUAL	BUDGET	BUDGET	DEPT REQ	DEPT REQ	GOV REC	GOV REC
Budget Object Class	DOLLAR	FTE	DOLLAR	FTE	DOLLAR	FTE	DOLLAR	FTE
<b>COLLEGE &amp; UNIV REPAIR &amp; RENOV</b>								
<b>CORE</b>								
DEBT SERVICE	0	0.00	400,000	0.00	0	0.00	0	0.00
TOTAL - PD	0	0.00	400,000	0.00	0	0.00	0	0.00
<b>GRAND TOTAL</b>	<b>\$0</b>	<b>0.00</b>	<b>\$400,000</b>	<b>0.00</b>	<b>\$0</b>	<b>0.00</b>	<b>\$0</b>	<b>0.00</b>
GENERAL REVENUE	\$0	0.00	\$0	0.00	\$0	0.00		0.00
FEDERAL FUNDS	\$0	0.00	\$0	0.00	\$0	0.00		0.00
OTHER FUNDS	\$0	0.00	\$400,000	0.00	\$0	0.00		0.00



## CORE DECISION ITEM

Department	Office of Administration	Budget Unit	31026
Division	Debt and Related Obligations		
Core	Board of Public Buildings-Debt	HB Section	5.235

### 1. CORE FINANCIAL SUMMARY

FY 2022 Budget Request					FY 2022 Governor's Recommendation						
	GR	Federal	Other	Total	E		GR	Federal	Other	Total	E
PS	0	0	0	0		PS	0	0	0	0	
EE	0	0	0	0		EE	0	0	0	0	
PSD	0	0	0	0		PSD	0	0	0	0	
TRF	0	0	0	0		TRF	0	0	0	0	
Total	0	0	0	0		Total	0	0	0	0	
FTE	0.00	0.00	0.00	0.00		FTE	0.00	0.00	0.00	0.00	
Est. Fringe	0	0	0	0		Est. Fringe	0	0	0	0	
Note: Fringes budgeted in House Bill 5 except for certain fringes budgeted directly to MoDOT, Highway Patrol, and Conservation.						Note: Fringes budgeted in House Bill 5 except for certain fringes budgeted directly to MoDOT, Highway Patrol, and Conservation.					

Other Funds: Missouri Veterans' Home Fund (0460)

Other Funds:

### 2. CORE DESCRIPTION

For payment of debt service for outstanding bonds issued by the Board of Public Buildings to fund repair and renovation of buildings used by the Missouri Veterans Commission.

This was one-time funding.

### 3. PROGRAM LISTING (list programs included in this core funding)

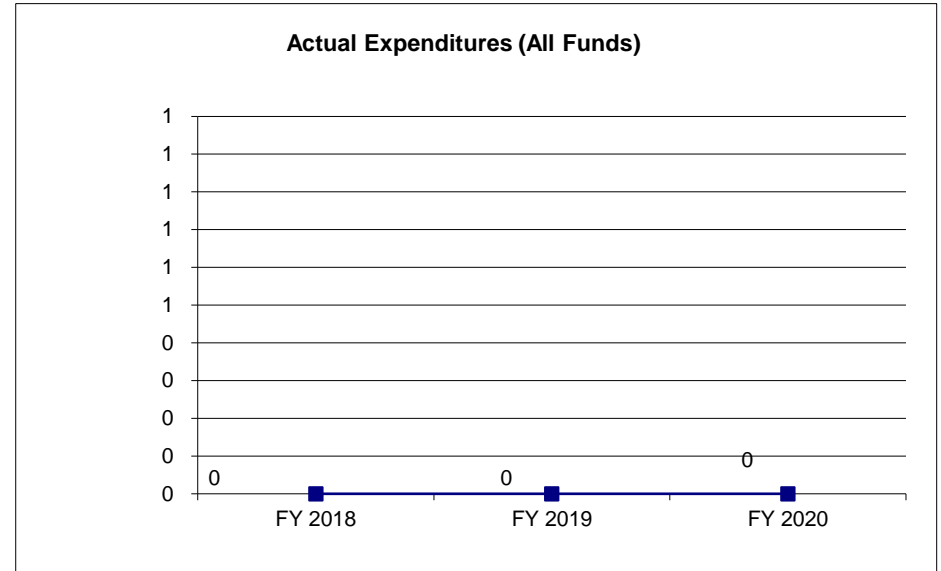
Debt Management

# **CORE DECISION ITEM**

<b>Department</b>	<b>Office of Administration</b>	<b>Budget Unit</b>	<b>31026</b>
<b>Division</b>	<b>Debt and Related Obligations</b>		
<b>Core</b>	<b>Board of Public Buildings-Debt</b>	<b>HB Section</b>	<b>5.235</b>

## **4. FINANCIAL HISTORY**

	<b>FY 2018 Actual</b>	<b>FY 2019 Actual</b>	<b>FY 2020 Actual</b>	<b>FY 2021 Current Yr.</b>
Appropriation (All Funds)	0	0	0	6,000,000
Less Reverted (All Funds)	0	0	0	N/A
Less Restricted (All Funds)*	0	0	0	N/A
Budget Authority (All Funds)	0	0	0	N/A
Actual Expenditures (All Funds)	0	0	0	N/A
Unexpended (All Funds)	0	0	0	N/A
Unexpended, by Fund:				
General Revenue	0	0	0	N/A
Federal	0	0	0	N/A
Other	0	0	0	N/A



Reverted includes the statutory three-percent reserve amount (when applicable).

Restricted includes any Governor's Expenditure Restrictions which remained at the end of the fiscal year (when applicable).

## **NOTES:**

## CORE RECONCILIATION DETAIL

STATE  
MVC BUILDINGS DEBT SERVICE

### 5. CORE RECONCILIATION DETAIL

				Budget Class	FTE	GR	Federal	Other	Total	Explanation
<b>TAFP AFTER VETOES</b>										
				PD	0.00	0	0	6,000,000	6,000,000	
				<b>Total</b>	<b>0.00</b>	<b>0</b>	<b>0</b>	<b>6,000,000</b>	<b>6,000,000</b>	
<b>DEPARTMENT CORE ADJUSTMENTS</b>										
1x Expenditures	368	6414		PD	0.00	0	0	(6,000,000)	(6,000,000)	Reduction of Veterans Facilities Improvements debt service 1X authority added in FY21 NDI 1300037.
<b>NET DEPARTMENT CHANGES</b>					<b>0.00</b>	<b>0</b>	<b>0</b>	<b>(6,000,000)</b>	<b>(6,000,000)</b>	
<b>DEPARTMENT CORE REQUEST</b>										
				PD	0.00	0	0	0	0	
				<b>Total</b>	<b>0.00</b>	<b>0</b>	<b>0</b>	<b>0</b>	<b>0</b>	
<b>GOVERNOR'S RECOMMENDED CORE</b>										
				PD	0.00	0	0	0	0	
				<b>Total</b>	<b>0.00</b>	<b>0</b>	<b>0</b>	<b>0</b>	<b>0</b>	

## DECISION ITEM SUMMARY

Budget Unit									
Decision Item	FY 2020	FY 2020	FY 2021	FY 2021	FY 2022	FY 2022	FY 2022	FY 2022	FY 2022
Budget Object Summary	ACTUAL	ACTUAL	BUDGET	BUDGET	DEPT REQ	DEPT REQ	GOV REC	GOV REC	GOV REC
Fund	DOLLAR	FTE	DOLLAR	FTE	DOLLAR	FTE	DOLLAR	FTE	FTE
<b>MVC BUILDINGS DEBT SERVICE</b>									
<b>CORE</b>									
PROGRAM-SPECIFIC									
MO VETERANS HOMES	0	0.00	6,000,000	0.00	0	0.00	0	0.00	0.00
TOTAL - PD	0	0.00	6,000,000	0.00	0	0.00	0	0.00	0.00
<b>TOTAL</b>	<b>0</b>	<b>0.00</b>	<b>6,000,000</b>	<b>0.00</b>	<b>0</b>	<b>0.00</b>	<b>0</b>	<b>0.00</b>	<b>0.00</b>
<b>GRAND TOTAL</b>	<b>\$0</b>	<b>0.00</b>	<b>\$6,000,000</b>	<b>0.00</b>	<b>\$0</b>	<b>0.00</b>	<b>\$0</b>	<b>0.00</b>	<b>0.00</b>

1/22/21 9:37

im\_disummary

# DECISION ITEM DETAIL

Budget Unit	FY 2020	FY 2020	FY 2021	FY 2021	FY 2022	FY 2022	FY 2022	FY 2022
Decision Item	ACTUAL	ACTUAL	BUDGET	BUDGET	DEPT REQ	DEPT REQ	GOV REC	GOV REC
Budget Object Class	DOLLAR	FTE	DOLLAR	FTE	DOLLAR	FTE	DOLLAR	FTE
<b>MVC BUILDINGS DEBT SERVICE</b>								
<b>CORE</b>								
DEBT SERVICE	0	0.00	6,000,000	0.00	0	0.00	0	0.00
TOTAL - PD	0	0.00	6,000,000	0.00	0	0.00	0	0.00
<b>GRAND TOTAL</b>	<b>\$0</b>	<b>0.00</b>	<b>\$6,000,000</b>	<b>0.00</b>	<b>\$0</b>	<b>0.00</b>	<b>\$0</b>	<b>0.00</b>
GENERAL REVENUE	\$0	0.00	\$0	0.00	\$0	0.00		0.00
FEDERAL FUNDS	\$0	0.00	\$0	0.00	\$0	0.00		0.00
OTHER FUNDS	\$0	0.00	\$6,000,000	0.00	\$0	0.00		0.00





**NEW DECISION ITEM**

RANK: \_\_\_\_\_ OF \_\_\_\_\_

<b>Department Office of Administration</b>	<b>Budget Unit</b> <u>32381C</u>
<b>Division</b> <u>Debt and Related Obligations</u>	
<b>Core -</b> <u>DNR State Parks Bond Debt Service</u> <b>DI#1300029</b>	<b>HB Section</b> <u>5.240</u>

**1. AMOUNT OF REQUEST**

FY 2022 Budget Request				
	GR	Federal	Other	Total
PS	0	0	0	0
EE	0	0	0	0
PSD	0	0	0	0
TRF	0	0	0	0
Total	0	0	0	0
FTE	0.00	0.00	0.00	0.00
Est. Fringe	0	0	0	0
Note: Fringes budgeted in House Bill 5 except for certain fringes budgeted directly to MoDOT, Highway Patrol, and Conservation.				

FY 2022 Governor's Recommendation				
	GR	Federal	Other	Total
PS	0	0	0	0
EE	0	0	0	0
PSD	0	0	4,046,665	4,046,665
TRF	0	0	0	0
Total	0	0	4,046,665	4,046,665
FTE	0.00	0.00	0.00	0.00
Est. Fringe	0	0	0	0
Note: Fringes budgeted in House Bill 5 except for certain fringes budgeted directly to MoDOT, Highway Patrol, and Conservation.				

Other Funds:

Other Funds: State Parks Earnings Fund (0415)

**2. THIS REQUEST CAN BE CATEGORIZED AS:**

<input type="checkbox"/> New Legislation	<input checked="" type="checkbox"/> New Program	<input type="checkbox"/> Fund Switch
<input type="checkbox"/> Federal Mandate	<input type="checkbox"/> Program Expansion	<input type="checkbox"/> Cost to Continue
<input type="checkbox"/> GR Pick-Up	<input type="checkbox"/> Space Request	<input type="checkbox"/> Equipment Replacement
<input type="checkbox"/> Pay Plan	<input type="checkbox"/> Other: _____	

**3. WHY IS THIS FUNDING NEEDED? PROVIDE AN EXPLANATION FOR ITEMS CHECKED IN #2. INCLUDE THE FEDERAL OR STATE STATUTORY OR CONSTITUTIONAL AUTHORIZATION FOR THIS PROGRAM.**

This request is for the authority to pay debt service on bonds issued for campground and cabin construction projects at numerous Missouri State Parks. The debt service will be paid from the State Parks Earnings Fund, and will come from additional revenue that is generated by the construction projects.

**NEW DECISION ITEM**

RANK: \_\_\_\_\_ OF \_\_\_\_\_

Department Office of Administration			Budget Unit	32381C
Division Debt and Related Obligations				
Core -	DNR State Parks Bond Debt Service	DI#1300029	HB Section	5.240

**4. DESCRIBE THE DETAILED ASSUMPTIONS USED TO DERIVE THE SPECIFIC REQUESTED AMOUNT. (How did you determine that the requested number of FTE were appropriate? From what source or standard did you derive the requested levels of funding? Were alternatives such as outsourcing or automation considered? If based on new legislation, does request tie to TAFP fiscal note? If not, explain why. Detail which portions of the request are one-times and how those amounts were calculated.)**

The bonds issued will be for a variety of construction projects at numerous Missouri state parks. This request is the current estimate of the annual debt service payment.

**5. BREAK DOWN THE REQUEST BY BUDGET OBJECT CLASS, JOB CLASS, AND FUND SOURCE. IDENTIFY ONE-TIME COSTS.**

Budget Object Class/Job Class	Dept Req GR DOLLARS	Dept Req GR FTE	Dept Req FED DOLLARS	Dept Req FED FTE	Dept Req OTHER DOLLARS	Dept Req OTHER FTE	Dept Req TOTAL DOLLARS	Dept Req TOTAL FTE	Dept Req One-Time DOLLARS	E
Total PS	0	0.0	0	0.0	0	0.0	0	0.0	0	
Total EE	0		0		0		0		0	
Debt Service	0				0		0			
Total PSD	0		0		0		0		0	
Transfers										
Total TRF	0		0		0		0		0	
Grand Total	0	0.0	0	0.0	0	0.0	0	0.0	0	

**RANK:** \_\_\_\_\_ **OF** \_\_\_\_\_

761

**NEW DECISION ITEM**

RANK: \_\_\_\_\_ OF \_\_\_\_\_

Department Office of Administration <hr/> Division    Debt and Related Obligations <hr/> Core -       DNR State Parks Bond Debt Service    DI#1300029 <hr/>	Budget Unit    32381C <hr/> HB Section       5.240 <hr/>
--	--

**6. PERFORMANCE MEASURES (If new decision item has an associated core, separately identify projected performance with & without additional funding.)**

6a.      Provide an activity measure(s) for the program.

6b.      Provide a measure(s) of the program's quality.

6c.      Provide a measure(s) of the program's impact.

6d.      Provide a measure(s) of the program's efficiency.

**7. STRATEGIES TO ACHIEVE THE PERFORMANCE MEASUREMENT TARGETS:**

## DECISION ITEM SUMMARY

Budget Unit									
Decision Item	FY 2020	FY 2020	FY 2021	FY 2021	FY 2022	FY 2022	FY 2022	FY 2022	FY 2022
Budget Object Summary	ACTUAL	ACTUAL	BUDGET	BUDGET	DEPT REQ	DEPT REQ	GOV REC	GOV REC	GOV REC
Fund	DOLLAR	FTE	DOLLAR	FTE	DOLLAR	FTE	DOLLAR	FTE	FTE
<b>ST PARKS BOND DEBT SERVICE</b>									
<b>DNR State Parks Debt Svc - 1300029</b>									
PROGRAM-SPECIFIC									
STATE PARKS EARNINGS	0	0.00	0	0.00	0	0.00	4,046,665	0.00	0.00
TOTAL - PD	0	0.00	0	0.00	0	0.00	4,046,665	0.00	0.00
<b>TOTAL</b>	<b>0</b>	<b>0.00</b>	<b>0</b>	<b>0.00</b>	<b>0</b>	<b>0.00</b>	<b>4,046,665</b>	<b>0.00</b>	<b>0.00</b>
<b>GRAND TOTAL</b>	<b>\$0</b>	<b>0.00</b>	<b>\$0</b>	<b>0.00</b>	<b>\$0</b>	<b>0.00</b>	<b>\$4,046,665</b>	<b>0.00</b>	<b>0.00</b>

1/22/21 9:37

im\_disummary

# DECISION ITEM DETAIL

Budget Unit	FY 2020	FY 2020	FY 2021	FY 2021	FY 2022	FY 2022	FY 2022	FY 2022
Decision Item	ACTUAL	ACTUAL	BUDGET	BUDGET	DEPT REQ	DEPT REQ	GOV REC	GOV REC
Budget Object Class	DOLLAR	FTE	DOLLAR	FTE	DOLLAR	FTE	DOLLAR	FTE
<b>ST PARKS BOND DEBT SERVICE</b>								
<b>DNR State Parks Debt Srv - 1300029</b>								
DEBT SERVICE	0	0.00	0	0.00	0	0.00	4,046,665	0.00
TOTAL - PD	0	0.00	0	0.00	0	0.00	4,046,665	0.00
<b>GRAND TOTAL</b>	<b>\$0</b>	<b>0.00</b>	<b>\$0</b>	<b>0.00</b>	<b>\$0</b>	<b>0.00</b>	<b>\$4,046,665</b>	<b>0.00</b>
GENERAL REVENUE	\$0	0.00	\$0	0.00	\$0	0.00	\$0	0.00
FEDERAL FUNDS	\$0	0.00	\$0	0.00	\$0	0.00	\$0	0.00
OTHER FUNDS	\$0	0.00	\$0	0.00	\$0	0.00	\$4,046,665	0.00

**PROGRAM DESCRIPTION**

<b>Department</b>	<b>Office of Administration</b>	<b>HB Section(s):</b>
<b>Program Name</b>	<b>Debt Management</b>	
<b>Program is found in the following core budget(s):</b>		

	BPB Debt Service	HB 5 Debt Annual Fees	L/P Debt Payments	MOHEFA MU Arena	MDFB - Historical Society	Fulton State Hospital Debt Service	ESCO Debt	Debt Mgmt	Jackson County	Bartle Hall Conv Center	Edward Jones Dome	TOTAL
GR	60,287,732	30,654	0	2,521,750	2,311,094	12,335,263	0	83,300	3,000,000	2,000,000	7,000,000	89,569,793
FEDERAL	0	0	0	0	0	0	0	0	0	0	0	0
OTHER	12,626,632	0	2,413,007	0	0	12,338,263	2,493,303	0	0	0	0	29,871,205
TOTAL	72,914,364	30,654	2,413,007	2,521,750	2,311,094	24,673,526	2,493,303	83,300	3,000,000	2,000,000	7,000,000	119,440,998

**1a. What strategic priority does this program address?**

Effectively manage outstanding debt by making payments timely and identifying financing opportunities to save the state money.

**1b. What does this program do?**

This program provides for payment of various fees associated with outstanding state debt, such as paying agent and escrow agent fees, arbitrage rebates, refunding and defeasance costs. It also provides for lead and supporting roles in most state debt financings, the three bond rating agencies. Debt oversight includes special obligation bonds, lease/purchase debt, convention center and dome financings, and certain projects associated with the Missouri Health and Educational Facilities Authority (MOHEFA) and Missouri Development Finance Board (MDFB). The following explains the various debt being managed:

**Special Obligation Bonds:** The Board of Public Buildings is authorized to issue \$1.545 billion in special obligation revenue bonds in accordance with Sections 8.420 and 8.665, RSMo. The amount of authorization outstanding and not issued as of 7/1/20 is \$352,085,000. There are ten (10) series of Board of Public Buildings bonds outstanding as of 7/1/20 in the amount of \$617,725,000. To date, the final series of bonds will mature on 10/1/39.

**MOHEFA:** The Missouri Health and Educational Authority issued \$35,000,000 of bonds for the University of Missouri-Columbia arena project. The State has entered into a financing agreement to pay the annual debt service on these bonds. In November 2011, the MOHEFA issued refunding bonds to refund the Educational Facilities Revenue Bonds series 2001. The principal amount of bonds outstanding as of 7/1/20 is \$4,805,000. The bonds will mature on 10/1/21.

**Missouri Development Finance Board:** In FY 06, the Board issued \$28,995,000 of Missouri Development Finance Board Leasehold Revenue Bonds Series 2005 dated November 1, 2005. These bonds were issued to finance the purchase of one building in Florissant, one building in St. Louis, and one building in Jennings. Missouri Development Finance Board issued \$9,865,000 of Leasehold Revenue Bonds Series 2006 dated May 1, 2006. These bonds were issued to finance the purchase of one building in St. Louis. The State has entered into a lease with the Board. Payments under the lease agreement have been structured in amounts sufficient to pay principal and interest on the bonds. In June 2013, the state issued Refunding Leasehold Revenue Bonds Series A 2013 and Series B 2013 to refund a portion of the outstanding Series 2005 and 2006 Bonds. The principal amount of bonds outstanding as of 7/1/20 is \$22,505,000.

**PROGRAM DESCRIPTION**

**Department**                      **Office of Administration**

**HB Section(s):** \_\_\_\_\_

**Program Name**                      **Debt Management**

**Program is found in the following core budget(s):**

**Missouri Development Finance Board:** The Board issued \$189,885,000 of Missouri Development Finance Board State of Missouri Annual Appropriation Bond Series 2014 and Series 2016 to finance the Fulton State Hospital project. The bonds are special, limited obligations of the Board and do not constitute a pledge of the full faith and credit of the State. The State has entered into a financing agreements with the Board. Payments under the financing agreement have been structured in amounts sufficient to pay principal and interest on the bonds, and are subject to annual appropriation by the State legislature. The principal amount of the Fulton bonds outstanding as of 07/01/20 is \$170,060,000.

**Missouri Development Finance Board:** The Board issued \$33,800,000 of Missouri Development Finance Board State of Missouri Annual Appropriations Bond Series A 2016 to finance the State Historical Society project. The bonds are special, limited obligations of the Board and do not constitute a pledge of the full faith and credit of the State. The State has entered into a financing agreement with the Board and payments under this agreement have been structured in amounts sufficient to pay principal and interest on the bonds, and are subject to annual appropriation by the State legislature. The principal amount of the Historical Society bonds outstanding as of 07/01/20 is \$28,765,000.

**ESCO Debt:** FMDC has utilized authority in Section 8.235.4, RSMo to finance projects to produce energy savings, reduce consumption, reduce pollution, and increase productivity at facilities around the State. Projects have been financed for 15 years at interest rates between 2.20% and 4.03%. In 2011, the outstanding leases were refinanced to reduce the interest rate to 2.3%. The principal amount of contracts outstanding as of 7/1/20 is \$6,424,630.

**Convention Center and Sports Complex:** In accordance with RSMo, Section 67.638-67.645, certain cities and counties are allowed to create a "Convention and Sports Complex Fund" for the purpose of developing, maintaining or operating sports, convention, exhibition, or trade facilities. The State may then contribute annually to each fund. The State has agreed to and is currently contributing to the Bartle Hall Convention Center and the Jackson County Sports Complex in Kansas City.

Section 67.650-67.658, RSMo allows for the establishment of the Regional Convention and Sports Complex Authority. The Authority issued Series A 1991 (State sponsored) Bonds in 1991. The proceeds were used in addition to proceeds from St. Louis City and St. Louis County sponsored bonds, to build the Edward Jones Dome in St. Louis. In 1993, the Authority refunded the callable portions of the Series A 1991 Bonds by issuing Series A 1993 Refunding Bonds. In 2003, the Authority refunded the outstanding bonds with Series A 2003 Refunding Bonds. On August 20, 2013, the Authority issued \$65,195,000 of Convention and Sports Facility Project Refunding Bonds Series A 2013 for the purpose of refunding Convention and Sports Facility Project Refunding Bonds Series A 2003. The State contributes \$10 million annually to the Authority to be used for debt service payments on the bonds. The State is also required to contribute \$2 million annually for maintenance of the facility. Final debt service payment to the Authority will be made on August 1, 2021. The final contribution for maintenance will be made on August 1, 2023. The amount of bonds outstanding as of 7/1/20 is \$18,590,000.

The personal service and expense and equipment costs associated with this program, are not included in the costs presented in this form. Those costs are included in the Accounting Operations within the Division of Accounting. It is not cost beneficial to track the costs by program because of the overlap of job duties. The cost listed in this form are for the direct payment for debt and fees associated with that debt.



PROGRAM DESCRIPTION				
Department	Office of Administration			HB Section(s): _____
Program Name	Debt Management			
Program is found in the following core budget(s):				
SUMMARY OF OUTSTANDING GENERAL OBLIGATION BONDS				
Bond	Final Maturity <u>Fiscal Year</u>	Principal Amount <u>Issued</u>	Principal Amount <u>Repaid</u>	Principal Outstanding <u>July 1, 2020</u>
<b>Board of Public Buildings Bonds</b>				
Series A 2015 Lafferre Hall Project	2040	36,805,000	4,605,000	32,200,000
Series B 2015 State Facilities, Capitol, and Higher Education Projects	2030	60,000,000	17,950,000	42,050,000
Series A 2016 State Facilities, Capitol, and Higher Education Projects	2036	100,000,000	24,195,000	75,805,000
Series A 2017 Higher Education Projects	2032	77,165,000	12,765,000	64,400,000
Series A 2018 State Facilities and Capitol Projects	2038	47,740,000	5,005,000	42,735,000
Series A 2011 Refunding	2029	143,020,000	56,210,000	25,080,000
Series A 2012 Refunding	2029	278,835,000	92,985,000	185,850,000
Series A 2013 Refunding	2029	29,370,000	9,735,000	19,635,000
Series A 2014 Refunding	2031	88,680,000	17,880,000	70,800,000
Series A 2015 Refunding	2025	20,250,000	0	20,250,000
Series A 2020 Refunding	2026	<u>38,920,000</u>	<u>0</u>	<u>38,920,000</u>
<b>Board of Public Buildings Total*</b> * Outstanding Issues Only		920,785,000	241,330,000	617,725,000
<b>Missouri Health and Educational Facilities Authority:</b>				
Series 2011 - Refunding	2022	20,125,000	15,320,000	4,805,000

PROGRAM DESCRIPTION				
<b>Department</b>	<b>Office of Administration</b>			<b>HB Section(s):</b> _____
<b>Program Name</b>	<b>Debt Management</b>			
<b>Program is found in the following core budget(s):</b>				
Bond	Final Maturity <u>Fiscal Year</u>	Principal Amount <u>Issued</u>	Principal Amount <u>Repaid</u>	Principal Outstanding <u>July 1, 2020</u>
<b>MDFB - State Historical Society:</b>				
Series A 2016	2036	33,800,000	5,035,000	28,765,000
<b>MDFB - Fulton Hospital:</b>				
Series 2014	2040	92,660,000	12,220,000	80,440,000
Series 2016	2040	97,225,000	7,605,000	89,620,000
<b>Guaranteed Energy Savings Contracts:</b>				
Leases	2024	69,643,282	63,400,652	6,242,630
<b>Regional Convention and Sports Complex Authority:</b>				
Series A 2013 - Refunding	2022	65,195,000	37,970,000	27,225,000
<p><b>2a. Provide an activity measure(s) for the program.</b></p> <p style="margin-left: 40px;">New bonds Issued during FY20: 0    Total Principal Amount of Bonds Paid During FY20: \$69,825,000.</p> <p><b>2b. Provide a measure(s) of the program's quality.</b></p> <p style="margin-left: 40px;">Number debt payments made timely: 30/30</p> <p><b>2c. Provide a measure(s) of the program's impact.</b></p> <p style="margin-left: 40px;">Due to the AA+ rating, Missouri is able to purchase debt a lower rate, saving taxpayer money.</p> <p><b>2d. Provide a measure(s) of the program's efficiency.</b></p> <p style="margin-left: 40px;">Staff spent approximately 40 hours annually on bond oversight.</p>				

## PROGRAM DESCRIPTION

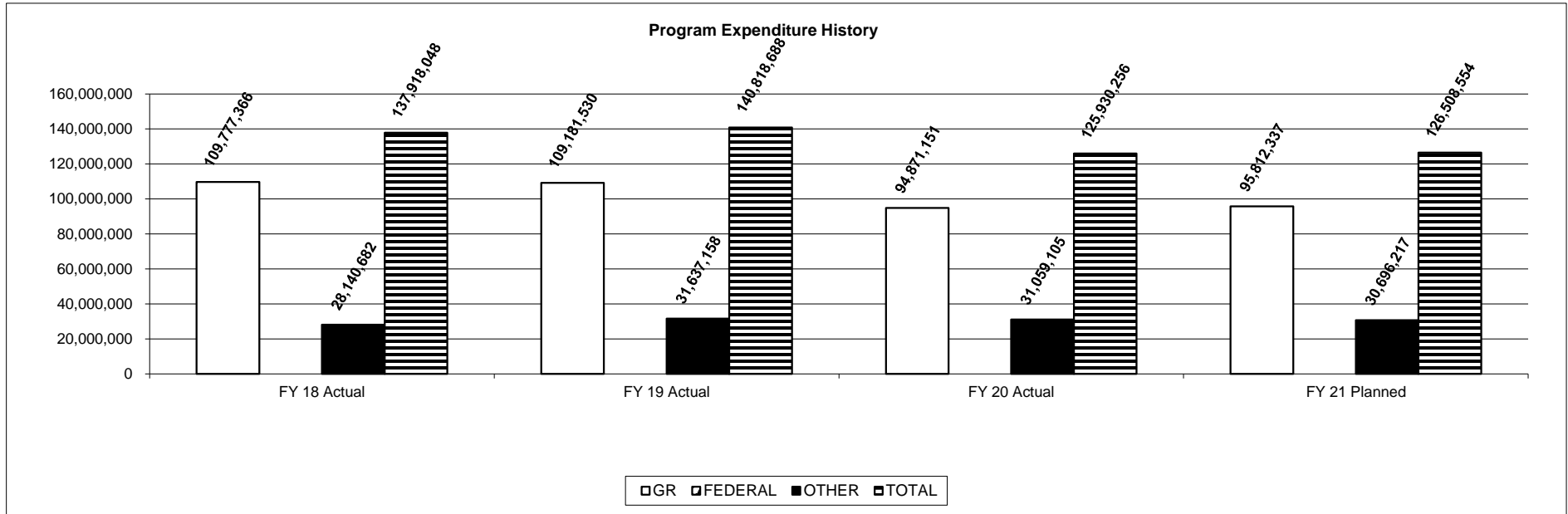
Department Office of Administration

HB Section(s): \_\_\_\_\_

Program Name Debt Management

Program is found in the following core budget(s): \_\_\_\_\_

3. Provide actual expenditures for the prior three fiscal years and planned expenditures for the current fiscal year. (Note: Amounts do not include fringe benefit costs.)



4. What are the sources of the "Other " funds?

Facilities Maintenance Reserve Fund (0124)

Missouri Veterans' Homes Fund (0460)

Fulton State Hospital Bond and Interest Series A 2014 (0396)

State Facility Maintenance and Operation Fund (0501)

5. What is the authorization for this program, i.e., federal or state statute, etc.? (Include the federal program number, if applicable.)

Chapter 8, RSMo; Sections 67.638-67.645; 67.650-67.658; 178.892-178.896, and 288.128, 288.310, and 288.330, RSMo

6. Are there federal matching requirements? If yes, please explain.

No

7. Is this a federally mandated program? If yes, please explain.

No



**CORE DECISION ITEM**

<b>Department</b>	<b>Office of Administration</b>	<b>Budget Unit</b>	<b>32356</b>
<b>Division</b>	<b>Administrative Disbursements</b>		
<b>Core -</b>	<b>CMIA and Other Federal Payments</b>	<b>HB Section</b>	<b>5.245</b>

**1. CORE FINANCIAL SUMMARY**

FY 2022 Budget Request					FY 2022 Governor's Recommendation				
	GR	Federal	Other	Total		GR	Federal	Other	Total
PS	0	0	0	0	PS	0	0	0	0
EE	900,000	20,000	20,000	940,000	EE	900,000	20,000	20,000	940,000
PSD	0	0	0	0	PSD	0	0	0	0
TRF	0	0	0	0	TRF	0	0	0	0
<b>Total</b>	<b>900,000</b>	<b>20,000</b>	<b>20,000</b>	<b>940,000</b>	<b>Total</b>	<b>900,000</b>	<b>20,000</b>	<b>20,000</b>	<b>940,000</b>
<b>FTE</b>	<b>0.00</b>	<b>0.00</b>	<b>0.00</b>	<b>0.00</b>	<b>FTE</b>	<b>0.00</b>	<b>0.00</b>	<b>0.00</b>	<b>0.00</b>
<b>Est. Fringe</b>	<b>0</b>	<b>0</b>	<b>0</b>	<b>0</b>	<b>Est. Fringe</b>	<b>0</b>	<b>0</b>	<b>0</b>	<b>0</b>
<i>Note: Fringes budgeted in House Bill 5 except for certain fringes budgeted directly to MoDOT, Highway Patrol, and Conservation.</i>					<i>Note: Fringes budgeted in House Bill 5 except for certain fringes budgeted directly to MoDOT, Highway Patrol, and Conservation.</i>				

Other Funds: various

Other Funds:

**2. CORE DESCRIPTION**

This core request is for payments that may become due to the Federal Government for items such as interest, refunds, and penalties. The most common use of the appropriation is for interest paid annually to the Federal Government pursuant to the Cash Management Improvement Act (CMIA) agreement. The CMIA agreement is signed annually to allow the State to receive federal funds. The agreement requires the State to repay interest that accrues between the time federal funds are deposited in the State Treasury and the time those funds are paid to the recipients of federally funded programs.

Federal Fiscal Year	State Pymt Fiscal Year	Threshold	Interest Rate	# of Programs	# of Agencies	Payment
2019	2020	60,000,000	2.32%	17	7	\$ 875,252
2018	2019	60,000,000	1.45%	17	7	\$ 481,955
2017	2018	60,000,000	.57%	17	6	\$ 216,773

**CORE DECISION ITEM**

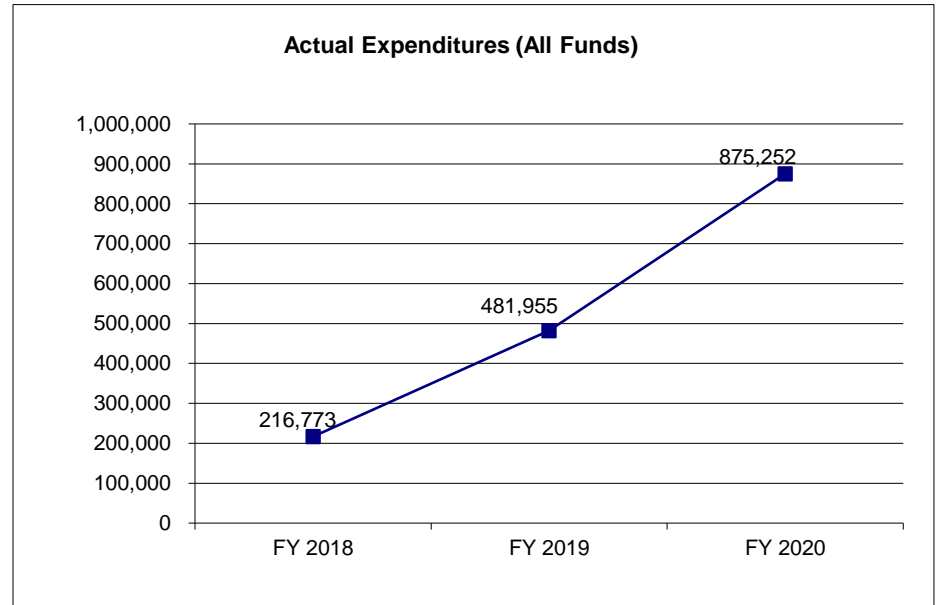
<b>Department</b>	<b>Office of Administration</b>	<b>Budget Unit</b>	<b>32356</b>
<b>Division</b>	<b>Administrative Disbursements</b>		
<b>Core -</b>	<b>CMIA and Other Federal Payments</b>	<b>HB Section</b>	<b>5.245</b>

**3. PROGRAM LISTING (list programs included in this core funding)**

CMIA and Other Federal Payments

**4. FINANCIAL HISTORY**

	<b>FY 2018 Actual</b>	<b>FY 2019 Actual</b>	<b>FY 2020 Actual</b>	<b>FY 2021 Current Yr.</b>
Appropriation (All Funds)	340,000	540,000	925,775	940,000
Less Reverted (All Funds)	0	0	0	N/A
Less Restricted (All Funds)*	0	0	0	N/A
Budget Authority (All Funds)	340,000	540,000	925,775	940,000
Actual Expenditures (All Funds)	216,773	481,955	875,252	N/A
Unexpended (All Funds)	123,227	58,045	50,523	N/A
Unexpended, by Fund:				
General Revenue	83,227	18,045	10,523	N/A
Federal	20,000	20,000	20,000	N/A
Other	20,000	20,000	20,000	N/A



Reverted includes the statutory three-percent reserve amount (when applicable).

Restricted includes any Governor's Expenditure Restrictions which remained at the end of the fiscal year (when applicable).

**NOTES:**

---

**CORE RECONCILIATION DETAIL**

---

STATE  
CMIA-FEDERAL PAYMENTS

---

**5. CORE RECONCILIATION DETAIL**

---

	Budget Class	FTE	GR	Federal	Other	Total	Explanation
<hr/>							
TAFP AFTER VETOES	EE	0.00	900,000	20,000	20,000	940,000	
	<b>Total</b>	<b>0.00</b>	<b>900,000</b>	<b>20,000</b>	<b>20,000</b>	<b>940,000</b>	
<hr/>							
DEPARTMENT CORE REQUEST	EE	0.00	900,000	20,000	20,000	940,000	
	<b>Total</b>	<b>0.00</b>	<b>900,000</b>	<b>20,000</b>	<b>20,000</b>	<b>940,000</b>	
<hr/>							
GOVERNOR'S RECOMMENDED CORE	EE	0.00	900,000	20,000	20,000	940,000	
	<b>Total</b>	<b>0.00</b>	<b>900,000</b>	<b>20,000</b>	<b>20,000</b>	<b>940,000</b>	
<hr/>							

## DECISION ITEM SUMMARY

Budget Unit								
Decision Item	FY 2020	FY 2020	FY 2021	FY 2021	FY 2022	FY 2022	FY 2022	FY 2022
Budget Object Summary	ACTUAL	ACTUAL	BUDGET	BUDGET	DEPT REQ	DEPT REQ	GOV REC	GOV REC
Fund	DOLLAR	FTE	DOLLAR	FTE	DOLLAR	FTE	DOLLAR	FTE
<b>CMIA-FEDERAL PAYMENTS</b>								
<b>CORE</b>								
EXPENSE & EQUIPMENT								
GENERAL REVENUE	875,252	0.00	900,000	0.00	900,000	0.00	900,000	0.00
OA-FEDERAL AND OTHER	0	0.00	20,000	0.00	20,000	0.00	20,000	0.00
FEDERAL SURPLUS PROPERTY	0	0.00	20,000	0.00	20,000	0.00	20,000	0.00
TOTAL - EE	875,252	0.00	940,000	0.00	940,000	0.00	940,000	0.00
<b>TOTAL</b>	<b>875,252</b>	<b>0.00</b>	<b>940,000</b>	<b>0.00</b>	<b>940,000</b>	<b>0.00</b>	<b>940,000</b>	<b>0.00</b>
<b>GRAND TOTAL</b>	<b>\$875,252</b>	<b>0.00</b>	<b>\$940,000</b>	<b>0.00</b>	<b>\$940,000</b>	<b>0.00</b>	<b>\$940,000</b>	<b>0.00</b>

1/22/21 9:37

im\_disummary



# DECISION ITEM DETAIL

Budget Unit	FY 2020	FY 2020	FY 2021	FY 2021	FY 2022	FY 2022	FY 2022	FY 2022
Decision Item	ACTUAL	ACTUAL	BUDGET	BUDGET	DEPT REQ	DEPT REQ	GOV REC	GOV REC
Budget Object Class	DOLLAR	FTE	DOLLAR	FTE	DOLLAR	FTE	DOLLAR	FTE
<b>CMIA-FEDERAL PAYMENTS</b>								
<b>CORE</b>								
MISCELLANEOUS EXPENSES	875,252	0.00	940,000	0.00	940,000	0.00	940,000	0.00
<b>TOTAL - EE</b>	<b>875,252</b>	<b>0.00</b>	<b>940,000</b>	<b>0.00</b>	<b>940,000</b>	<b>0.00</b>	<b>940,000</b>	<b>0.00</b>
<b>GRAND TOTAL</b>	<b>\$875,252</b>	<b>0.00</b>	<b>\$940,000</b>	<b>0.00</b>	<b>\$940,000</b>	<b>0.00</b>	<b>\$940,000</b>	<b>0.00</b>
<b>GENERAL REVENUE</b>	<b>\$875,252</b>	<b>0.00</b>	<b>\$900,000</b>	<b>0.00</b>	<b>\$900,000</b>	<b>0.00</b>	<b>\$900,000</b>	<b>0.00</b>
<b>FEDERAL FUNDS</b>	<b>\$0</b>	<b>0.00</b>	<b>\$20,000</b>	<b>0.00</b>	<b>\$20,000</b>	<b>0.00</b>	<b>\$20,000</b>	<b>0.00</b>
<b>OTHER FUNDS</b>	<b>\$0</b>	<b>0.00</b>	<b>\$20,000</b>	<b>0.00</b>	<b>\$20,000</b>	<b>0.00</b>	<b>\$20,000</b>	<b>0.00</b>

<b>PROGRAM DESCRIPTION</b>	
<b>Department</b> Office of Administration	<b>HB Section(s):</b> 5.245
<b>Program Name</b> CMIA and Other Federal Payments	
<b>Program is found in the following core budget(s)</b> CMIA and Other Federal Payments	
<p><b>1a. What strategic priority does this program address?</b></p> <p>Reimburse federal grant monies and penalties.</p> <p><b>1b. What does this program do?</b></p> <p>This program provides for payments to the federal government for items such as interest, refunds, and penalties. The Federal Cash Management Improvement Act of 1990 and 1992 requires that the State track the draw down of federal funds for programs that exceed the threshold, as calculated using program expenditures. Interest is calculated using the daily equivalent of the annualized 13-week average treasury bill rate (0.05% in FY15, 0.02% in FY 16, 0.19% in FY17, 0.57% in FY18, 1.45% in FY19, and 2.32% in FY20). Interest calculated on program disbursements from July 2019 through June 2020 is due in March of 2021.</p> <p>The State also prepares a Statewide Cost Allocation Plan in accordance with Title 2 of the Code of Federal Regulations Part 200. This plan is used to allocate central service costs to various federal programs. The federal Department of Health and Human Services reviews the plan for adherence to the Circular. Reimbursement to the federal government may be required for any disallowed cost. In FY 06, \$950,000 was reimbursed to the federal government. This represented their share of money that was swept from the OA Revolving Trust fund to the general revenue fund in FY 05.</p> <p>This program also covers any IRS penalties that have been assessed.</p> <p><b>2a. Provide an activity measure(s) for the program.</b></p> <p>Compliance with the Cash Management Improvement Act of 1990 and 1992, Title 2 of the Code of Federal Regulations Part 200 and IRS Tax Code.</p> <p><b>2b. Provide a measure(s) of the program's quality.</b></p> <p>Agreement was negotiated with the federal government by June 30 deadline.</p> <p><b>2c. Provide a measure(s) of the program's impact.</b></p> <p>The CMIA program is required to obtain federal funding for State priorities.</p> <p><b>2d. Provide a measure(s) of the program's efficiency.</b></p> <p>Payment to the federal government was paid by March 31.</p>	

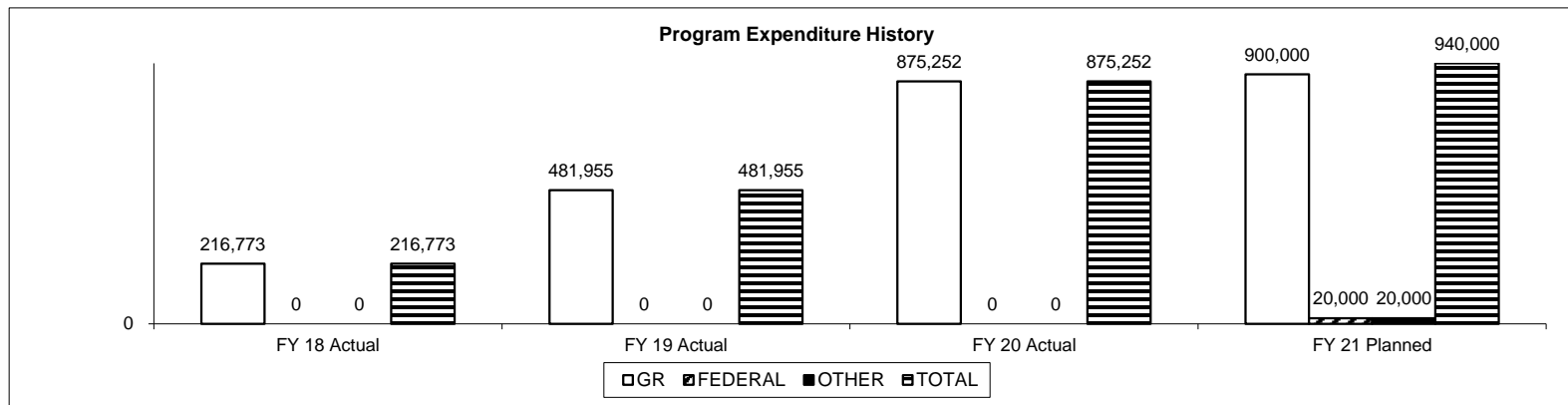
### PROGRAM DESCRIPTION

**Department** Office of Administration **HB Section(s):** 5.245

**Program Name** CMIA and Other Federal Payments

**Program is found in the following core budget(s)** CMIA and Other Federal Payments

**3. Provide actual expenditures for the prior three fiscal years and planned expenditures for the current fiscal year. (Note: Amounts do not include fringe benefit costs.)**



**4. What are the sources of the "Other " funds?**

Fund 0135 - Office of Administration - Federal and Other  
Fund 0407 - Federal Surplus Property Fund

**5. What is the authorization for this program, i.e., federal or state statute, etc.? (Include the federal program number, if applicable)**

Cash Management Improvement Act; Title 2 of the Code of Federal Regulations Part 200, IRS Tax Code

**6. Are there federal matching requirements? If yes, please explain.**

No

**7. Is this a federally mandated program? If yes, please explain.**

Yes. (see 1b. above).



## CORE DECISION ITEM

<b>Department:</b> Office of Administration	<b>Budget Unit</b> 32540C
<b>Division:</b> Program Distributions	
<b>Core:</b> CARES Unspent Funds	<b>HB Section</b> 5.246

### 1. CORE FINANCIAL SUMMARY

	FY 2022 Budget Request			
	GR	Federal	Other	Total
PS	0	0	0	0
EE	0	0	0	0
PSD	0	0	0	0
TRF	0	0	0	0
<b>Total</b>	<b>0</b>	<b>0</b>	<b>0</b>	<b>0</b>
<b>FTE</b>	<b>0.00</b>	<b>0.00</b>	<b>0.00</b>	<b>0.00</b>

<b>Est. Fringe</b>	0	0	0	0
--------------------	---	---	---	---

Note: Fringes budgeted in House Bill 5 except for certain fringes budgeted directly to MoDOT, Highway Patrol, and Conservation.

Other Funds:

	FY 2022 Governor's Recommendation			
	GR	Federal	Other	Total
PS	0	0	0	0
EE	0	0	0	0
PSD	0	0	0	0
TRF	0	0	0	0
<b>Total</b>	<b>0</b>	<b>0</b>	<b>0</b>	<b>0</b>
<b>FTE</b>	<b>0.00</b>	<b>0.00</b>	<b>0.00</b>	<b>0.00</b>

<b>Est. Fringe</b>	0	0	0	0
--------------------	---	---	---	---

Note: Fringes budgeted in House Bill 5 except for certain fringes budgeted directly to MoDOT, Highway Patrol, and Conservation.

Other Funds:

### 2. CORE DESCRIPTION

In March 2020, the federal government passed the Coronavirus Aid, Relief, and Economic Security (CARES) Act in response to the COVID-19 pandemic. The program is intended to keep american workers paid and employed, provide americans access to healthcare and provide health care system enhancements and economic stabilization.

This was added as one-time funding in FY21.

### 3. PROGRAM LISTING (list programs included in this core funding)

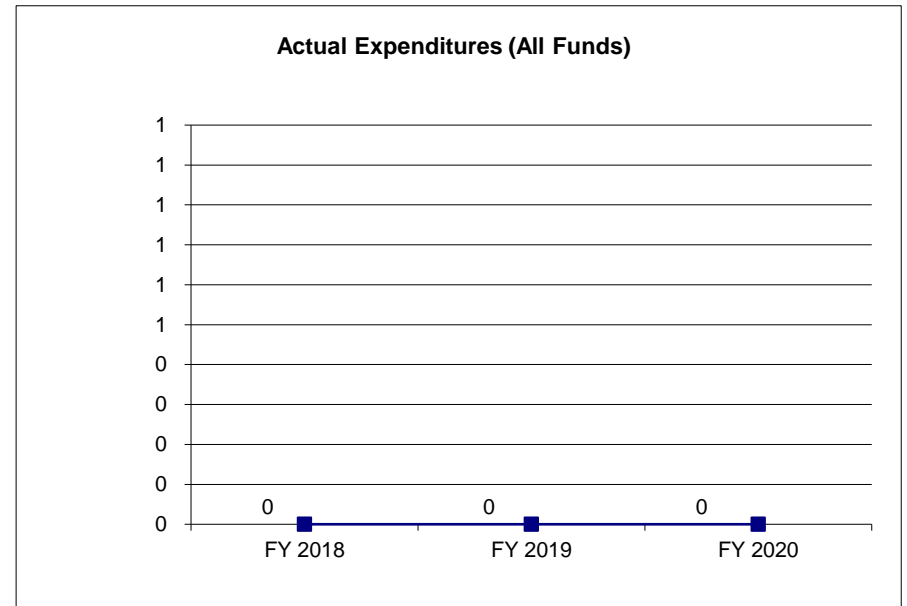
N/A

# **CORE DECISION ITEM**

<b>Department: Office of Administration</b>	<b>Budget Unit</b> 32540C
<b>Division: Program Distributions</b>	
<b>Core: CARES Unspent Funds</b>	<b>HB Section</b> 5.246

## **4. FINANCIAL HISTORY**

	<b>FY 2018 Actual</b>	<b>FY 2019 Actual</b>	<b>FY 2020 Actual</b>	<b>FY 2021 Current Yr.</b>
Appropriation (All Funds)	0	0	0	750,000,000
Less Reverted (All Funds)	0	0	0	0
Less Restricted (All Funds)*	0	0	0	0
Budget Authority (All Funds)	0	0	0	750,000,000
Actual Expenditures (All Funds)	0	0	0	N/A
Unexpended (All Funds)	0	0	0	N/A
Unexpended, by Fund:				
General Revenue	0	0	0	N/A
Federal	0	0	0	N/A
Other	0	0	0	N/A



\*Current Year restricted amount is as of \_\_\_\_\_.

Reverted includes the statutory three percent reserve amount (when applicable).

Restricted includes any Governor's expenditure restrictions which remained at the end of the fiscal year (when applicable).

## **NOTES:**

**CORE RECONCILIATION DETAIL**

**STATE**  
**CARES UNSPENT FUNDS TRANSFER**

**5. CORE RECONCILIATION DETAIL**

		Budget Class	FTE	GR	Federal	Other	Total	Explanation
<b>TAFP AFTER VETOES</b>								
	PD		0.00	0	750,000,000	0	750,000,000	
	<b>Total</b>		<b>0.00</b>	<b>0</b>	<b>750,000,000</b>	<b>0</b>	<b>750,000,000</b>	
<b>DEPARTMENT CORE ADJUSTMENTS</b>								
1x Expenditures	1380 7019	PD	0.00	0	(750,000,000)	0	(750,000,000)	One-time core reduction.
<b>NET DEPARTMENT CHANGES</b>			<b>0.00</b>	<b>0</b>	<b>(750,000,000)</b>	<b>0</b>	<b>(750,000,000)</b>	
<b>DEPARTMENT CORE REQUEST</b>								
	PD		0.00	0	0	0	0	
	TRF		0.00	0	0	0	0	
	<b>Total</b>		<b>0.00</b>	<b>0</b>	<b>0</b>	<b>0</b>	<b>0</b>	
<b>GOVERNOR'S RECOMMENDED CORE</b>								
	PD		0.00	0	0	0	0	
	TRF		0.00	0	0	0	0	
	<b>Total</b>		<b>0.00</b>	<b>0</b>	<b>0</b>	<b>0</b>	<b>0</b>	

## DECISION ITEM SUMMARY

Budget Unit									
Decision Item	FY 2020	FY 2020	FY 2021	FY 2021	FY 2022	FY 2022	FY 2022	FY 2022	
Budget Object Summary	ACTUAL	ACTUAL	BUDGET	BUDGET	DEPT REQ	DEPT REQ	GOV REC	GOV REC	
Fund	DOLLAR	FTE	DOLLAR	FTE	DOLLAR	FTE	DOLLAR	FTE	
<b>CARES UNSPENT FUNDS TRANSFER</b>									
<b>CORE</b>									
PROGRAM-SPECIFIC									
DESE FEDERAL STIMULUS	0	0.00	1	0.00	0	0.00	0	0.00	
DESE FEDERAL EMERGENCY RELIEF	0	0.00	1	0.00	0	0.00	0	0.00	
DHEWD FEDERAL STIMULUS	0	0.00	1	0.00	0	0.00	0	0.00	
DHEWD FEDERAL EMERGENCY RELIEF	0	0.00	1	0.00	0	0.00	0	0.00	
MODOT FEDERAL STIMULUS	0	0.00	1	0.00	0	0.00	0	0.00	
OA FEDERAL STIMULUS	0	0.00	1	0.00	0	0.00	0	0.00	
DPS FEDERAL STIMULUS	0	0.00	1	0.00	0	0.00	0	0.00	
SEMA FEDERAL STIMULUS	0	0.00	749,999,982	0.00	0	0.00	0	0.00	
DOC FEDERAL STIMULUS	0	0.00	1	0.00	0	0.00	0	0.00	
DMH FEDERAL STIMULUS	0	0.00	1	0.00	0	0.00	0	0.00	
DHSS FEDERAL STIMULUS	0	0.00	1	0.00	0	0.00	0	0.00	
DSS FEDERAL STIMULUS	0	0.00	1	0.00	0	0.00	0	0.00	
DED FEDERAL STIMULUS	0	0.00	1	0.00	0	0.00	0	0.00	
DNR FEDERAL STIMULUS	0	0.00	1	0.00	0	0.00	0	0.00	
LGO FEDERAL STIMULUS	0	0.00	1	0.00	0	0.00	0	0.00	
DOLIR FEDERAL STIMULUS	0	0.00	1	0.00	0	0.00	0	0.00	
DOR FEDERAL STIMULUS	0	0.00	1	0.00	0	0.00	0	0.00	
SOS FEDERAL STIMULUS	0	0.00	1	0.00	0	0.00	0	0.00	
MDA FEDERAL STIMULUS	0	0.00	1	0.00	0	0.00	0	0.00	
TOTAL - PD	0	0.00	750,000,000	0.00	0	0.00	0	0.00	
<b>TOTAL</b>	<b>0</b>	<b>0.00</b>	<b>750,000,000</b>	<b>0.00</b>	<b>0</b>	<b>0.00</b>	<b>0</b>	<b>0.00</b>	
<b>GRAND TOTAL</b>	<b>\$0</b>	<b>0.00</b>	<b>\$750,000,000</b>	<b>0.00</b>	<b>\$0</b>	<b>0.00</b>	<b>\$0</b>	<b>0.00</b>	

1/22/21 9:37

im\_disummary



# DECISION ITEM DETAIL

Budget Unit	FY 2020	FY 2020	FY 2021	FY 2021	FY 2022	FY 2022	FY 2022	FY 2022
Decision Item	ACTUAL	ACTUAL	BUDGET	BUDGET	DEPT REQ	DEPT REQ	GOV REC	GOV REC
Budget Object Class	DOLLAR	FTE	DOLLAR	FTE	DOLLAR	FTE	DOLLAR	FTE
<b>CARES UNSPENT FUNDS TRANSFER</b>								
<b>CORE</b>								
PROGRAM DISTRIBUTIONS	0	0.00	750,000,000	0.00	0	0.00	0	0.00
TOTAL - PD	0	0.00	750,000,000	0.00	0	0.00	0	0.00
<b>GRAND TOTAL</b>	<b>\$0</b>	<b>0.00</b>	<b>\$750,000,000</b>	<b>0.00</b>	<b>\$0</b>	<b>0.00</b>	<b>\$0</b>	<b>0.00</b>
GENERAL REVENUE	\$0	0.00	\$0	0.00	\$0	0.00		0.00
FEDERAL FUNDS	\$0	0.00	\$750,000,000	0.00	\$0	0.00		0.00
OTHER FUNDS	\$0	0.00	\$0	0.00	\$0	0.00		0.00



## CORE DECISION ITEM

<b>Department</b>	<b>Office of Administration</b>	<b>Budget Unit</b>	<b>32500</b>
<b>Division</b>	<b>Administrative Disbursements</b>		
<b>Core -</b>	<b>GR Cash Flow Loans Transfers</b>	<b>HB Section</b>	<b>5.250</b>

### 1. CORE FINANCIAL SUMMARY

FY 2022 Budget Request					FY 2022 Governor's Recommendation						
	GR	Federal	Other	Total	E		GR	Federal	Other	Total	E
PS	0	0	0	0		PS	0	0	0	0	
EE	0	0	0	0		EE	0	0	0	0	
PSD	0	0	0	0		PSD	0	0	0	0	
TRF	0	0	650,000,000	650,000,000		TRF	0	0	650,000,000	650,000,000	
Total	0	0	650,000,000	650,000,000		Total	0	0	650,000,000	650,000,000	
FTE	0.00	0.00	0.00	0.00		FTE	0.00	0.00	0.00	0.00	
Est. Fringe	0	0	0	0		Est. Fringe	0	0	0	0	
Note: Fringes budgeted in House Bill 5 except for certain fringes budgeted directly to MoDOT, Highway Patrol, and Conservation.						Note: Fringes budgeted in House Bill 5 except for certain fringes budgeted directly to MoDOT, Highway Patrol, and Conservation.					

Other Funds: Budget Reserve Fund (0100) and various other funds.

Other Funds:

### 2. CORE DESCRIPTION

This request provides the mechanism to transfer funds from the Budget Reserve Fund into general revenue or any other state fund for short-term loans pursuant to Section 27(a), Article IV, Constitution of Missouri. This appropriation also allows for transfers from various other funds into general revenue or any other state funds for short-term loans.

Transfers from the Budget Reserve Fund are deemed "cash operating transfers." An amount equal to the cash operating transfer received by such fund, together with the interest that would have been earned on such amount, must be transferred back to the Budget Reserve Fund or other fund prior to May 16th of the fiscal year in which the transfer was made. No cash operating transfers out of the Budget Reserve Fund may be made after May 15th of any fiscal year.

Transfers from other state funds into general revenue or other state fund shall only be transferred from May 15th to June 30th in any fiscal year, and an amount equal to the cash operating transfer received by such fund, together with the interest that would have been earned on such amount, must be transferred back to the

### 3. PROGRAM LISTING (list programs included in this core funding)

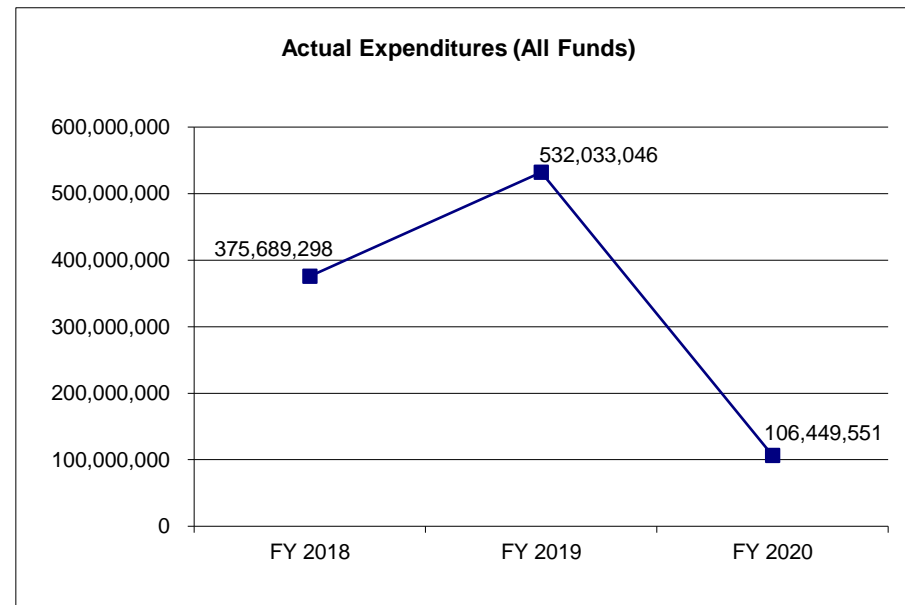
N/A

# **CORE DECISION ITEM**

<b>Department</b>	<b>Office of Administration</b>	<b>Budget Unit</b>	<b>32500</b>
<b>Division</b>	<b>Administrative Disbursements</b>		
<b>Core -</b>	<b>GR Cash Flow Loans Transfers</b>	<b>HB Section</b>	<b>5.250</b>

## **4. FINANCIAL HISTORY**

	<b>FY 2018 Actual</b>	<b>FY 2019 Actual</b>	<b>FY 2020 Actual</b>	<b>FY 2021 Current Yr.</b>
Appropriation (All Funds)	575,000,000	650,000,000	650,000,000	650,000,000
Less Reverted (All Funds)	0	0	0	N/A
Less Restricted (All Funds)*	0	0	0	N/A
Budget Authority (All Funds)	575,000,000	650,000,000	650,000,000	N/A
Actual Expenditures (All Funds)	375,689,298	532,033,046	106,449,551	N/A
Unexpended (All Funds)	199,310,702	117,966,954	543,550,449	N/A
Unexpended, by Fund:				
General Revenue	0	0	0	N/A
Federal	0	0	0	N/A
Other	199,310,702	117,966,954	543,550,449	N/A



Reverted includes the statutory three-percent reserve amount (when applicable).

Restricted includes any Governor's Expenditure Restrictions which remained at the end of the fiscal year (when applicable).

## **NOTES:**

**CORE RECONCILIATION DETAIL**

**STATE  
CASH FLOW LOANS**

**5. CORE RECONCILIATION DETAIL**

	<b>Budget Class</b>	<b>FTE</b>	<b>GR</b>	<b>Federal</b>	<b>Other</b>	<b>Total</b>	<b>Explanation</b>
<b>TAFP AFTER VETOES</b>							
	TRF	0.00	0	0	650,000,000	650,000,000	
	<b>Total</b>	<b>0.00</b>	<b>0</b>	<b>0</b>	<b>650,000,000</b>	<b>650,000,000</b>	
<b>DEPARTMENT CORE REQUEST</b>							
	TRF	0.00	0	0	650,000,000	650,000,000	
	<b>Total</b>	<b>0.00</b>	<b>0</b>	<b>0</b>	<b>650,000,000</b>	<b>650,000,000</b>	
<b>GOVERNOR'S RECOMMENDED CORE</b>							
	TRF	0.00	0	0	650,000,000	650,000,000	
	<b>Total</b>	<b>0.00</b>	<b>0</b>	<b>0</b>	<b>650,000,000</b>	<b>650,000,000</b>	

## DECISION ITEM SUMMARY

Budget Unit									
Decision Item	FY 2020	FY 2020	FY 2021	FY 2021	FY 2022	FY 2022	FY 2022	FY 2022	FY 2022
Budget Object Summary	ACTUAL	ACTUAL	BUDGET	BUDGET	DEPT REQ	DEPT REQ	GOV REC	GOV REC	GOV REC
Fund	DOLLAR	FTE	DOLLAR	FTE	DOLLAR	FTE	DOLLAR	FTE	FTE
<b>CASH FLOW LOANS</b>									
<b>CORE</b>									
FUND TRANSFERS									
BUDGET RESERVE	106,449,551	0.00	650,000,000	0.00	650,000,000	0.00	650,000,000	0.00	0.00
TOTAL - TRF	106,449,551	0.00	650,000,000	0.00	650,000,000	0.00	650,000,000	0.00	0.00
<b>TOTAL</b>	<b>106,449,551</b>	<b>0.00</b>	<b>650,000,000</b>	<b>0.00</b>	<b>650,000,000</b>	<b>0.00</b>	<b>650,000,000</b>	<b>0.00</b>	<b>0.00</b>
<b>GRAND TOTAL</b>	<b>\$106,449,551</b>	<b>0.00</b>	<b>\$650,000,000</b>	<b>0.00</b>	<b>\$650,000,000</b>	<b>0.00</b>	<b>\$650,000,000</b>	<b>0.00</b>	<b>0.00</b>

1/22/21 9:37

im\_disummary

# DECISION ITEM DETAIL

Budget Unit	FY 2020	FY 2020	FY 2021	FY 2021	FY 2022	FY 2022	FY 2022	FY 2022
Decision Item	ACTUAL	ACTUAL	BUDGET	BUDGET	DEPT REQ	DEPT REQ	GOV REC	GOV REC
Budget Object Class	DOLLAR	FTE	DOLLAR	FTE	DOLLAR	FTE	DOLLAR	FTE
<b>CASH FLOW LOANS</b>								
<b>CORE</b>								
TRANSFERS OUT	106,449,551	0.00	650,000,000	0.00	650,000,000	0.00	650,000,000	0.00
TOTAL - TRF	106,449,551	0.00	650,000,000	0.00	650,000,000	0.00	650,000,000	0.00
GRAND TOTAL	\$106,449,551	0.00	\$650,000,000	0.00	\$650,000,000	0.00	\$650,000,000	0.00
GENERAL REVENUE	\$0	0.00	\$0	0.00	\$0	0.00	\$0	0.00
FEDERAL FUNDS	\$0	0.00	\$0	0.00	\$0	0.00	\$0	0.00
OTHER FUNDS	\$106,449,551	0.00	\$650,000,000	0.00	\$650,000,000	0.00	\$650,000,000	0.00





## CORE DECISION ITEM

<b>Department</b>	<b>Office of Administration</b>	<b>Budget Unit</b>	<b>32505</b>
<b>Division</b>	<b>Administrative Disbursements</b>		
<b>Core -</b>	<b>Payback Cash Flow Loans</b>	<b>HB Section</b>	<b>5.255</b>

### 1. CORE FINANCIAL SUMMARY

FY 2022 Budget Request					FY 2022 Governor's Recommendation						
	GR	Federal	Other	Total	E		GR	Federal	Other	Total	E
PS	0	0	0	0		PS	0	0	0	0	
EE	0	0	0	0		EE	0	0	0	0	
PSD	0	0	0	0		PSD	0	0	0	0	
TRF	550,000,000	0	100,000,000	650,000,000		TRF	550,000,000	0	100,000,000	650,000,000	
Total	550,000,000	0	100,000,000	650,000,000		Total	550,000,000	0	100,000,000	650,000,000	
FTE	0.00	0.00	0.00	0.00		FTE	0.00	0.00	0.00	0.00	
Est. Fringe	0	0	0	0		Est. Fringe	0	0	0	0	
Note: Fringes budgeted in House Bill 5 except for certain fringes budgeted directly to MoDOT, Highway Patrol, and Conservation.						Note: Fringes budgeted in House Bill 5 except for certain fringes budgeted directly to MoDOT, Highway Patrol, and Conservation.					

Other Funds: Various

Other Funds:

### 2. CORE DESCRIPTION

This request provides the mechanism to transfer funds from general revenue and other funds into the Budget Reserve Fund pursuant to Section 27(a), Article IV, Constitution of Missouri, to pay back cash operating transfers made from the Budget Reserve Fund. This appropriation also allows for transfers from general revenue or any other state funds to various other funds to pay back cash operating transfers made from other state funds.

Transfers from the Budget Reserve Fund are deemed "cash operating transfers." An amount equal to the cash operating transfer received by such fund, together with the interest that would have been earned on such amount, must be transferred back to the Budget Reserve Fund or other fund prior to May 16th of the fiscal year in which the transfer was made. No cash operating transfers out of the Budget Reserve Fund may be made after May 15th of any fiscal year.

Transfers from other state funds into general revenue or other state fund shall only be transferred from May 15th to June 30th in any fiscal year, and an amount equal to the cash operating transfer received by such fund, together with the interest that would have been earned on such amount, must be transferred back to the other fund prior to June 30th of the fiscal year in which the transfer was made.

### 3. PROGRAM LISTING (list programs included in this core funding)

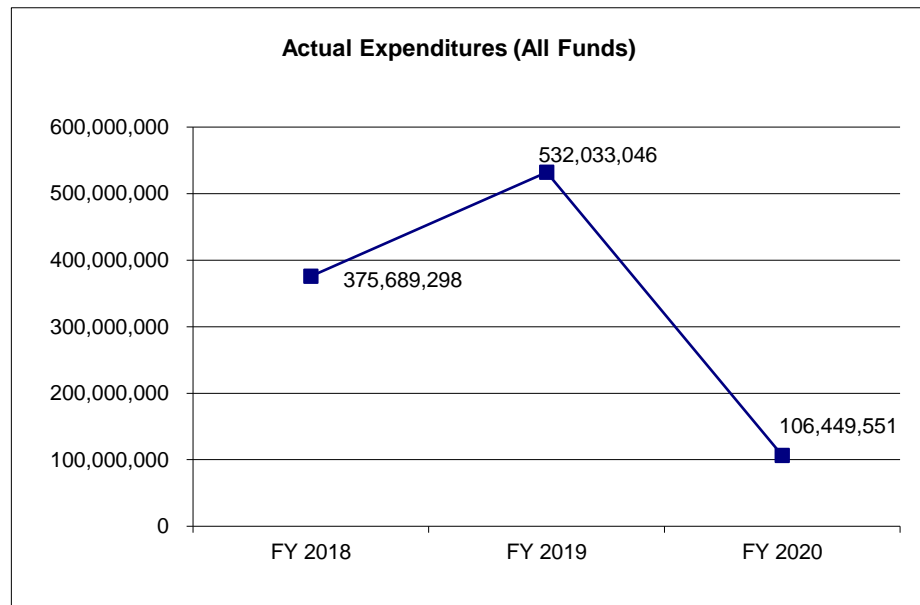
N/A

# **CORE DECISION ITEM**

<b>Department</b>	<b>Office of Administration</b>	<b>Budget Unit</b>	<b>32505</b>
<b>Division</b>	<b>Administrative Disbursements</b>		
<b>Core -</b>	<b>Payback Cash Flow Loans</b>	<b>HB Section</b>	<b>5.255</b>

## **4. FINANCIAL HISTORY**

	<b>FY 2018 Actual</b>	<b>FY 2019 Actual</b>	<b>FY 2020 Actual</b>	<b>FY 2021 Current Yr.</b>
Appropriation (All Funds)	575,000,000	650,000,000	650,000,000	650,000,000
Less Reverted (All Funds)	0	0	0	N/A
Less Restricted (All Funds)*	0	0	0	N/A
Budget Authority (All Funds)	575,000,000	650,000,000	650,000,000	N/A
Actual Expenditures (All Funds)	375,689,298	532,033,046	106,449,551	N/A
Unexpended (All Funds)	199,310,702	117,966,954	543,550,449	N/A
Unexpended, by Fund:				
General Revenue	150,000,000	50,000,000	450,000,000	N/A
Federal	0	0	0	N/A
Other	49,310,702	67,966,954	93,550,449	N/A



Reverted includes the statutory three-percent reserve amount (when applicable).

Restricted includes any Governor's Expenditure Restrictions which remained at the end of the fiscal year (when applicable).

## **NOTES:**

## CORE RECONCILIATION DETAIL

STATE  
PAYBACK CASH FLOW LOANS

### 5. CORE RECONCILIATION DETAIL

	Budget Class	FTE	GR	Federal	Other	Total	Explanation
<b>TAFP AFTER VETOES</b>							
	TRF	0.00	550,000,000	0	100,000,000	650,000,000	
	<b>Total</b>	<b>0.00</b>	<b>550,000,000</b>	<b>0</b>	<b>100,000,000</b>	<b>650,000,000</b>	
<b>DEPARTMENT CORE REQUEST</b>							
	TRF	0.00	550,000,000	0	100,000,000	650,000,000	
	<b>Total</b>	<b>0.00</b>	<b>550,000,000</b>	<b>0</b>	<b>100,000,000</b>	<b>650,000,000</b>	
<b>GOVERNOR'S RECOMMENDED CORE</b>							
	TRF	0.00	550,000,000	0	100,000,000	650,000,000	
	<b>Total</b>	<b>0.00</b>	<b>550,000,000</b>	<b>0</b>	<b>100,000,000</b>	<b>650,000,000</b>	

## DECISION ITEM SUMMARY

Budget Unit								
Decision Item	FY 2020	FY 2020	FY 2021	FY 2021	FY 2022	FY 2022	FY 2022	FY 2022
Budget Object Summary	ACTUAL	ACTUAL	BUDGET	BUDGET	DEPT REQ	DEPT REQ	GOV REC	GOV REC
Fund	DOLLAR	FTE	DOLLAR	FTE	DOLLAR	FTE	DOLLAR	FTE
<b>PAYBACK CASH FLOW LOANS</b>								
<b>CORE</b>								
FUND TRANSFERS								
GENERAL REVENUE	100,000,000	0.00	550,000,000	0.00	550,000,000	0.00	550,000,000	0.00
MENTAL HLTH INTERGOVER TRANSFR	4,376,870	0.00	0	0.00	0	0.00	0	0.00
BLIND PENSION	1,132,681	0.00	100,000,000	0.00	100,000,000	0.00	100,000,000	0.00
EARLY CHILDHOOD DEV EDU/CARE	940,000	0.00	0	0.00	0	0.00	0	0.00
TOTAL - TRF	106,449,551	0.00	650,000,000	0.00	650,000,000	0.00	650,000,000	0.00
<b>TOTAL</b>	<b>106,449,551</b>	<b>0.00</b>	<b>650,000,000</b>	<b>0.00</b>	<b>650,000,000</b>	<b>0.00</b>	<b>650,000,000</b>	<b>0.00</b>
<b>GRAND TOTAL</b>	<b>\$106,449,551</b>	<b>0.00</b>	<b>\$650,000,000</b>	<b>0.00</b>	<b>\$650,000,000</b>	<b>0.00</b>	<b>\$650,000,000</b>	<b>0.00</b>

1/22/21 9:37

im\_disummary

# DECISION ITEM DETAIL

Budget Unit	FY 2020	FY 2020	FY 2021	FY 2021	FY 2022	FY 2022	FY 2022	FY 2022
Decision Item	ACTUAL	ACTUAL	BUDGET	BUDGET	DEPT REQ	DEPT REQ	GOV REC	GOV REC
Budget Object Class	DOLLAR	FTE	DOLLAR	FTE	DOLLAR	FTE	DOLLAR	FTE
<b>PAYBACK CASH FLOW LOANS</b>								
<b>CORE</b>								
TRANSFERS OUT	106,449,551	0.00	650,000,000	0.00	650,000,000	0.00	650,000,000	0.00
TOTAL - TRF	106,449,551	0.00	650,000,000	0.00	650,000,000	0.00	650,000,000	0.00
GRAND TOTAL	\$106,449,551	0.00	\$650,000,000	0.00	\$650,000,000	0.00	\$650,000,000	0.00
GENERAL REVENUE	\$100,000,000	0.00	\$550,000,000	0.00	\$550,000,000	0.00	\$550,000,000	0.00
FEDERAL FUNDS	\$0	0.00	\$0	0.00	\$0	0.00	\$0	0.00
OTHER FUNDS	\$6,449,551	0.00	\$100,000,000	0.00	\$100,000,000	0.00	\$100,000,000	0.00



# **CORE DECISION ITEM**

<b>Department</b>	<b>Office of Administration</b>	<b>Budget Unit</b>	<b>32507</b>
<b>Division</b>	<b>Administrative Disbursements</b>		
<b>Core -</b>	<b>Cash Flow Loan Interest Payment</b>	<b>HB Section</b>	<b>5.260</b>

## **1. CORE FINANCIAL SUMMARY**

FY 2022 Budget Request					FY 2022 Governor's Recommendation						
	GR	Federal	Other	Total	E		GR	Federal	Other	Total	E
PS	0	0	0	0		PS	0	0	0	0	
EE	0	0	0	0		EE	0	0	0	0	
PSD	0	0	0	0		PSD	0	0	0	0	
TRF	5,500,000	0	500,000	6,000,000		TRF	5,500,000	0	500,000	6,000,000	
Total	5,500,000	0	500,000	6,000,000		Total	5,500,000	0	500,000	6,000,000	
FTE	0.00	0.00	0.00	0.00		FTE	0.00	0.00	0.00	0.00	
Est. Fringe	0	0	0	0		Est. Fringe	0	0	0	0	
Note: Fringes budgeted in House Bill 5 except for certain fringes budgeted directly to MoDOT, Highway Patrol, and Conservation.						Note: Fringes budgeted in House Bill 5 except for certain fringes budgeted directly to MoDOT, Highway Patrol, and Conservation.					

Other Funds: Various

Other Funds:

## **2. CORE DESCRIPTION**

This request provides the mechanism to transfer funds from general revenue and other funds into the Budget Reserve Fund pursuant to Section 27(a), Article IV, Constitution of Missouri, to pay back any interest on cash operating transfers made from the Budget Reserve Fund. This appropriation also allows for transfers from general revenue or any other state funds to various other funds to pay back any interest on cash operating transfers made from other state funds.

Transfers from the Budget Reserve Fund are deemed "cash operating transfers." An amount equal to the cash operating transfer received by such fund, together with the interest that would have been earned on such amount, must be transferred back to the Budget Reserve Fund or other fund prior to May 16th of the fiscal year in which the transfer was made. No cash operating transfers out of the Budget Reserve Fund may be made after May 15th of any fiscal year.

Transfers from other state funds into general revenue or other state fund shall only be transferred from May 15th to June 30th in any fiscal year, and an amount equal to the cash operating transfer received by such fund, together with the interest that would have been earned on such amount, must be transferred back to the other fund prior to June 30th of the fiscal year in which the transfer was made.

## **3. PROGRAM LISTING (list programs included in this core funding)**

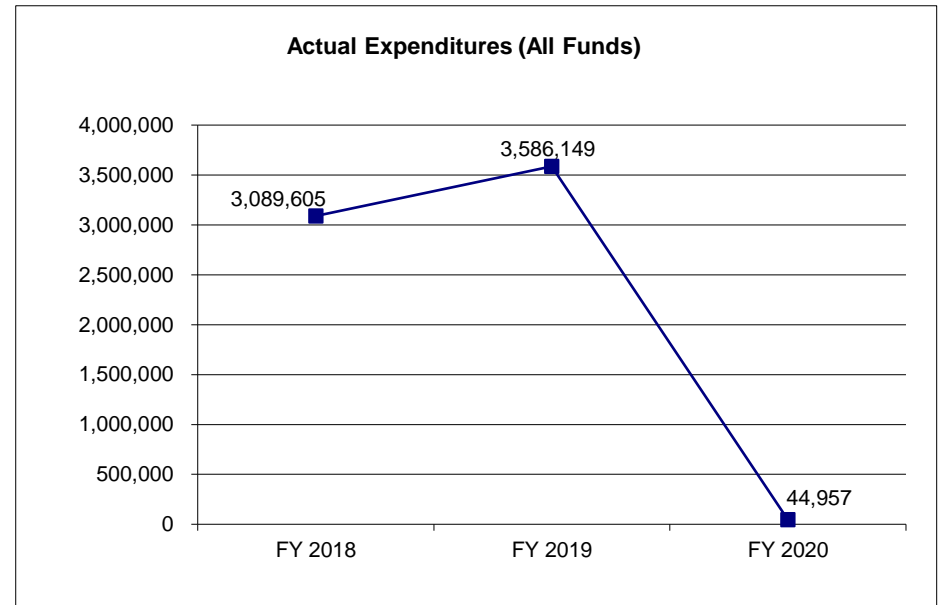
N/A

# **CORE DECISION ITEM**

<b>Department</b>	<b>Office of Administration</b>	<b>Budget Unit</b>	<b>32507</b>
<b>Division</b>	<b>Administrative Disbursements</b>		
<b>Core -</b>	<b>Cash Flow Loan Interest Payment</b>	<b>HB Section</b>	<b>5.260</b>

## **4. FINANCIAL HISTORY**

	<b>FY 2018 Actual</b>	<b>FY 2019 Actual</b>	<b>FY 2020 Actual</b>	<b>FY 2021 Current Yr.</b>
Appropriation (All Funds)	3,500,000	4,450,000	6,000,000	6,000,000
Less Reverted (All Funds)	0	0	0	N/A
Less Restricted (All Funds)*	0	0	0	N/A
Budget Authority (All Funds)	3,500,000	4,450,000	6,000,000	N/A
Actual Expenditures (All Funds)	3,089,605	3,586,149	44,957	N/A
Unexpended (All Funds)	410,395	863,851	5,955,043	N/A
Unexpended, by Fund:				
General Revenue	1	432,993	5,460,000	N/A
Federal	0	3	0	N/A
Other	410,394	430,855	495,043	N/A



Reverted includes the statutory three-percent reserve amount (when applicable).

Restricted includes any Governor's Expenditure Restrictions which remained at the end of the fiscal year (when applicable).

## **NOTES:**



**CORE RECONCILIATION DETAIL**

**STATE  
CASH FLOW LOAN INTEREST PYMT**

**5. CORE RECONCILIATION DETAIL**

	<b>Budget Class</b>	<b>FTE</b>	<b>GR</b>	<b>Federal</b>	<b>Other</b>	<b>Total</b>	<b>Explanation</b>
<b>TAFP AFTER VETOES</b>							
	TRF	0.00	5,500,000	0	500,000	6,000,000	
	<b>Total</b>	<b>0.00</b>	<b>5,500,000</b>	<b>0</b>	<b>500,000</b>	<b>6,000,000</b>	
<b>DEPARTMENT CORE REQUEST</b>							
	TRF	0.00	5,500,000	0	500,000	6,000,000	
	<b>Total</b>	<b>0.00</b>	<b>5,500,000</b>	<b>0</b>	<b>500,000</b>	<b>6,000,000</b>	
<b>GOVERNOR'S RECOMMENDED CORE</b>							
	TRF	0.00	5,500,000	0	500,000	6,000,000	
	<b>Total</b>	<b>0.00</b>	<b>5,500,000</b>	<b>0</b>	<b>500,000</b>	<b>6,000,000</b>	

## DECISION ITEM SUMMARY

Budget Unit								
Decision Item	FY 2020	FY 2020	FY 2021	FY 2021	FY 2022	FY 2022	FY 2022	FY 2022
Budget Object Summary	ACTUAL	ACTUAL	BUDGET	BUDGET	DEPT REQ	DEPT REQ	GOV REC	GOV REC
Fund	DOLLAR	FTE	DOLLAR	FTE	DOLLAR	FTE	DOLLAR	FTE
<b>CASH FLOW LOAN INTEREST PYMT</b>								
<b>CORE</b>								
FUND TRANSFERS								
GENERAL REVENUE	40,000	0.00	5,500,000	0.00	5,500,000	0.00	5,500,000	0.00
MENTAL HLTH INTERGOVER TRANSFR	433	0.00	0	0.00	0	0.00	0	0.00
BLIND PENSION	1,907	0.00	500,000	0.00	500,000	0.00	500,000	0.00
EARLY CHILDHOOD DEV EDU/CARE	2,616	0.00	0	0.00	0	0.00	0	0.00
TOTAL - TRF	44,956	0.00	6,000,000	0.00	6,000,000	0.00	6,000,000	0.00
<b>TOTAL</b>	<b>44,956</b>	<b>0.00</b>	<b>6,000,000</b>	<b>0.00</b>	<b>6,000,000</b>	<b>0.00</b>	<b>6,000,000</b>	<b>0.00</b>
<b>GRAND TOTAL</b>	<b>\$44,956</b>	<b>0.00</b>	<b>\$6,000,000</b>	<b>0.00</b>	<b>\$6,000,000</b>	<b>0.00</b>	<b>\$6,000,000</b>	<b>0.00</b>

1/22/21 9:37

im\_disummary

# DECISION ITEM DETAIL

Budget Unit	FY 2020	FY 2020	FY 2021	FY 2021	FY 2022	FY 2022	FY 2022	FY 2022
Decision Item	ACTUAL	ACTUAL	BUDGET	BUDGET	DEPT REQ	DEPT REQ	GOV REC	GOV REC
Budget Object Class	DOLLAR	FTE	DOLLAR	FTE	DOLLAR	FTE	DOLLAR	FTE
<b>CASH FLOW LOAN INTEREST PYMT</b>								
<b>CORE</b>								
TRANSFERS OUT	44,956	0.00	6,000,000	0.00	6,000,000	0.00	6,000,000	0.00
TOTAL - TRF	44,956	0.00	6,000,000	0.00	6,000,000	0.00	6,000,000	0.00
<b>GRAND TOTAL</b>	<b>\$44,956</b>	<b>0.00</b>	<b>\$6,000,000</b>	<b>0.00</b>	<b>\$6,000,000</b>	<b>0.00</b>	<b>\$6,000,000</b>	<b>0.00</b>
GENERAL REVENUE	\$40,000	0.00	\$5,500,000	0.00	\$5,500,000	0.00	\$5,500,000	0.00
FEDERAL FUNDS	\$0	0.00	\$0	0.00	\$0	0.00	\$0	0.00
OTHER FUNDS	\$4,956	0.00	\$500,000	0.00	\$500,000	0.00	\$500,000	0.00



# CORE DECISION ITEM

Department	Office of Administration	Budget Unit	32550
Division	Administrative Disbursements		
Core -	Budget Reserve Required Transfer	HB Section	5.265

## 1. CORE FINANCIAL SUMMARY

FY 2022 Budget Request					FY 2022 Governor's Recommendation				
	GR	Federal	Other	Total		GR	Federal	Other	Total
PS	0	0	0	0	PS	0	0	0	0
EE	0	0	0	0	EE	0	0	0	0
PSD	0	0	0	0	PSD	0	0	0	0
TRF	7,480,142	0	15,000,000	22,480,142	TRF	7,480,142	0	15,000,000	22,480,142
<b>Total</b>	<b>7,480,142</b>	<b>0</b>	<b>15,000,000</b>	<b>22,480,142</b>	<b>Total</b>	<b>7,480,142</b>	<b>0</b>	<b>15,000,000</b>	<b>22,480,142</b>
FTE	0.00	0.00	0.00	0.00	FTE	0.00	0.00	0.00	0.00
<b>Est. Fringe</b>	<b>0</b>	<b>0</b>	<b>0</b>	<b>0</b>	<b>Est. Fringe</b>	<b>0</b>	<b>0</b>	<b>0</b>	<b>0</b>
Note: Fringes budgeted in House Bill 5 except for certain fringes budgeted directly to MoDOT, Highway Patrol, and Conservation.					Note: Fringes budgeted in House Bill 5 except for certain fringes budgeted directly to MoDOT, Highway Patrol, and Conservation.				

Other Funds: Various  
Notes:

Other Funds:  
Notes:

## 2. CORE DESCRIPTION

Transfer authority is required to transfer monies from general revenue or the Budget Reserve Fund to meet the provisions of Article IV, Section 27(a), Constitution of Missouri.

If the sum of the ending balance of the budget reserve fund in any fiscal year, and any amounts owed to the fund, is less than seven and one-half percent of the net general revenue collections for the same year, the difference shall stand appropriated and shall be transferred from the general revenue fund to the budget reserve fund by the fifteenth day of the succeeding fiscal year. Likewise, if the balance in the budget reserve fund at the close of any fiscal year exceeds seven and one-half percent of the net general revenue collections for the previous fiscal year, that excess amount shall be transferred to the general revenue fund unless such excess balance is as a result of direct appropriations made by the general assembly for the purpose of increasing the balance of the fund; provided, however, that if the balance in the fund at the close of any fiscal year exceeds ten percent of the net general revenue collections for the previous fiscal year, the commissioner of administration shall transfer the excess amount to the general revenue fund notwithstanding any specific appropriations made to the fund.

### CORE DECISION ITEM

<b>Department</b>	<b>Office of Administration</b>	<b>Budget Unit</b>	<b>32550</b>
<b>Division</b>	<b>Administrative Disbursements</b>		
<b>Core -</b>	<b>Budget Reserve Required Transfer</b>	<b>HB Section</b>	<b>5.265</b>

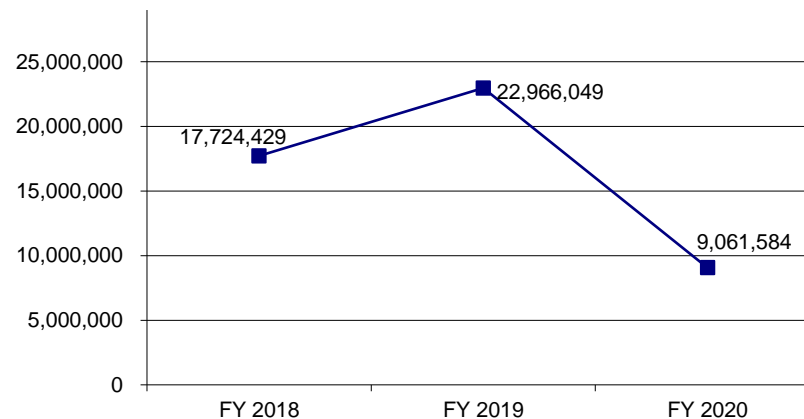
### 3. PROGRAM LISTING (list programs included in this core funding)

N/A

### 4. FINANCIAL HISTORY

	<b>FY 2018 Actual</b>	<b>FY 2019 Actual</b>	<b>FY 2020 Actual</b>	<b>FY 2021 Current Yr.</b>
Appropriation (All Funds)	26,000,001	22,966,050	16,541,726	97,480,142
Less Reverted (All Funds)	0	0	0	N/A
Less Restricted (All Funds)*	0	0	0	N/A
Budget Authority (All Funds)	26,000,001	22,966,050	16,541,726	N/A
Actual Expenditures (All Funds)	17,724,429	22,966,049	9,061,584	N/A
Unexpended (All Funds)	8,275,572	1	7,480,142	N/A
Unexpended, by Fund:				
General Revenue	8,275,571	0	7,480,142	N/A
Federal	0	0	0	N/A
Other	1	1	0	N/A

**Actual Expenditures (All Funds)**



Reverted includes the statutory three-percent reserve amount (when applicable).

Restricted includes any Governor's Expenditure Restrictions which remained at the end of the fiscal year (when applicable).

### NOTES:

## CORE RECONCILIATION DETAIL

STATE

BDGT RESERVE REQUIRED TRANSFER

### 5. CORE RECONCILIATION DETAIL

				Budget Class	FTE	GR	Federal	Other	Total	Explanation
<b>TAFP AFTER VETOES</b>										
				TRF	0.00	7,480,142	0	90,000,000	97,480,142	
				<b>Total</b>	<b>0.00</b>	<b>7,480,142</b>	<b>0</b>	<b>90,000,000</b>	<b>97,480,142</b>	
<b>DEPARTMENT CORE ADJUSTMENTS</b>										
1x Expenditures	296	T572	TRF		0.00	0	0	(75,000,000)	(75,000,000)	Reduction of 1X funding included in the FY21 Budget Reserve Required Transfer NDI.
<b>NET DEPARTMENT CHANGES</b>					<b>0.00</b>	<b>0</b>	<b>0</b>	<b>(75,000,000)</b>	<b>(75,000,000)</b>	
<b>DEPARTMENT CORE REQUEST</b>										
				TRF	0.00	7,480,142	0	15,000,000	22,480,142	
				<b>Total</b>	<b>0.00</b>	<b>7,480,142</b>	<b>0</b>	<b>15,000,000</b>	<b>22,480,142</b>	
<b>GOVERNOR'S RECOMMENDED CORE</b>										
				TRF	0.00	7,480,142	0	15,000,000	22,480,142	
				<b>Total</b>	<b>0.00</b>	<b>7,480,142</b>	<b>0</b>	<b>15,000,000</b>	<b>22,480,142</b>	

## DECISION ITEM SUMMARY

Budget Unit								
Decision Item	FY 2020	FY 2020	FY 2021	FY 2021	FY 2022	FY 2022	FY 2022	FY 2022
Budget Object Summary	ACTUAL	ACTUAL	BUDGET	BUDGET	DEPT REQ	DEPT REQ	GOV REC	GOV REC
Fund	DOLLAR	FTE	DOLLAR	FTE	DOLLAR	FTE	DOLLAR	FTE
<b>BDGT RESERVE REQUIRED TRANSFER</b>								
<b>CORE</b>								
FUND TRANSFERS								
GENERAL REVENUE	0	0.00	7,480,142	0.00	7,480,142	0.00	7,480,142	0.00
BUDGET RESERVE	9,061,584	0.00	90,000,000	0.00	15,000,000	0.00	15,000,000	0.00
TOTAL - TRF	9,061,584	0.00	97,480,142	0.00	22,480,142	0.00	22,480,142	0.00
<b>TOTAL</b>	<b>9,061,584</b>	<b>0.00</b>	<b>97,480,142</b>	<b>0.00</b>	<b>22,480,142</b>	<b>0.00</b>	<b>22,480,142</b>	<b>0.00</b>
<b>Budget Reserve Req Trf - 1300026</b>								
FUND TRANSFERS								
GENERAL REVENUE	0	0.00	0	0.00	0	0.00	95,545,250	0.00
TOTAL - TRF	0	0.00	0	0.00	0	0.00	95,545,250	0.00
<b>TOTAL</b>	<b>0</b>	<b>0.00</b>	<b>0</b>	<b>0.00</b>	<b>0</b>	<b>0.00</b>	<b>95,545,250</b>	<b>0.00</b>
<b>GRAND TOTAL</b>	<b>\$9,061,584</b>	<b>0.00</b>	<b>\$97,480,142</b>	<b>0.00</b>	<b>\$22,480,142</b>	<b>0.00</b>	<b>\$118,025,392</b>	<b>0.00</b>

1/22/21 9:37

im\_disummary



# DECISION ITEM DETAIL

Budget Unit	FY 2020	FY 2020	FY 2021	FY 2021	FY 2022	FY 2022	FY 2022	FY 2022
Decision Item	ACTUAL	ACTUAL	BUDGET	BUDGET	DEPT REQ	DEPT REQ	GOV REC	GOV REC
Budget Object Class	DOLLAR	FTE	DOLLAR	FTE	DOLLAR	FTE	DOLLAR	FTE
<b>BDGT RESERVE REQUIRED TRANSFER</b>								
<b>CORE</b>								
TRANSFERS OUT	9,061,584	0.00	97,480,142	0.00	22,480,142	0.00	22,480,142	0.00
<b>TOTAL - TRF</b>	<b>9,061,584</b>	<b>0.00</b>	<b>97,480,142</b>	<b>0.00</b>	<b>22,480,142</b>	<b>0.00</b>	<b>22,480,142</b>	<b>0.00</b>
<b>GRAND TOTAL</b>	<b>\$9,061,584</b>	<b>0.00</b>	<b>\$97,480,142</b>	<b>0.00</b>	<b>\$22,480,142</b>	<b>0.00</b>	<b>\$22,480,142</b>	<b>0.00</b>
GENERAL REVENUE	\$0	0.00	\$7,480,142	0.00	\$7,480,142	0.00	\$7,480,142	0.00
FEDERAL FUNDS	\$0	0.00	\$0	0.00	\$0	0.00	\$0	0.00
OTHER FUNDS	\$9,061,584	0.00	\$90,000,000	0.00	\$15,000,000	0.00	\$15,000,000	0.00



**NEW DECISION ITEM**

RANK: \_\_\_\_\_ OF \_\_\_\_\_

Department	Office of Administration	Budget Unit	32550
Division	Administrative Disbursements		
DI Name	Budget Reserve Required Transfer	DI# 1300026	HB Section 5.265

**1. AMOUNT OF REQUEST**

FY 2022 Budget Request					FY 2022 Governor's Recommendation				
	GR	Federal	Other	Total		GR	Federal	Other	Total
PS	0	0	0	0	PS	0	0	0	0
EE	0	0	0	0	EE	0	0	0	0
PSD	0	0	0	0	PSD	0	0	0	0
TRF	0	0	0	0	TRF	95,545,250	0	0	95,545,250
Total	0	0	0	0	Total	95,545,250	0	0	95,545,250
FTE	0.00	0.00	0.00	0.00	FTE	0.00	0.00	0.00	0.00
Est. Fringe	0	0	0	0	Est. Fringe	0	0	0	0
Note: Fringes budgeted in House Bill 5 except for certain fringes budgeted directly to MoDOT, Highway Patrol, and Conservation.					Note: Fringes budgeted in House Bill 5 except for certain fringes budgeted directly to MoDOT, Highway Patrol, and Conservation.				
Other Funds: Budget Reserve Fund (0100)					Other Funds: Budget Reserve Fund (0100)				

**2. THIS REQUEST CAN BE CATEGORIZED AS:**

<input type="checkbox"/> New Legislation	<input type="checkbox"/> New Program	<input type="checkbox"/> Fund Switch
<input type="checkbox"/> Federal Mandate	<input type="checkbox"/> Program Expansion	<input checked="" type="checkbox"/> Cost to Continue
<input type="checkbox"/> GR Pick-Up	<input type="checkbox"/> Space Request	<input type="checkbox"/> Equipment Replacement
<input type="checkbox"/> Pay Plan	<input type="checkbox"/> Other: _____	

**3. WHY IS THIS FUNDING NEEDED? PROVIDE AN EXPLANATION FOR ITEMS CHECKED IN #2. INCLUDE THE FEDERAL OR STATE STATUTORY OR CONSTITUTIONAL AUTHORIZATION FOR THIS PROGRAM.**

Transfer authority is required to transfer monies from general revenue or the Budget Reserve Fund to meet the provisions of Article IV, Section 27(a), Constitution of Missouri.

**NEW DECISION ITEM**

RANK: \_\_\_\_\_ OF \_\_\_\_\_

Department	Office of Administration	Budget Unit	32550
Division	Administrative Disbursements		
DI Name	Budget Reserve Required Transfer	DI# 1300026	HB Section 5.265

**4. DESCRIBE THE DETAILED ASSUMPTIONS USED TO DERIVE THE SPECIFIC REQUESTED AMOUNT. (How did you determine that the requested number of FTE were appropriate? From what source or standard did you derive the requested levels of funding? Were alternatives such as outsourcing or automation considered? If based on new legislation, does request tie to TAFP fiscal note? If not, explain why. Detail which portions of the request are one-times and how those amounts were calculated.)**

Additional authority is needed from the General Revenue Fund to maintain the Constitutionally required 7.5% cash balance of prior year net general revenue.

**5. BREAK DOWN THE REQUEST BY BUDGET OBJECT CLASS, JOB CLASS, AND FUND SOURCE. IDENTIFY ONE-TIME COSTS.**

Budget Object Class/Job Class	Dept Req GR DOLLARS	Dept Req GR FTE	Dept Req FED DOLLAR S	Dept Req FED FTE	Dept Req OTHER DOLLARS	Dept Req OTHER FTE	Dept Req TOTAL DOLLARS	Dept Req TOTAL FTE	Dept Req One- Time DOLLAR S
							0		
							0	0.0	
<b>Total PS</b>	0	0.0	0	0.0	0	0.0	0	0.0	0
<b>Total EE</b>	0		0		0		0		0
Program Distributions							0		
<b>Total PSD</b>	0		0		0		0		0
820 Transfer Out					0		0		
<b>Total TRF</b>	0		0		0		0		0
<b>Grand Total</b>	0	0.0	0	0.0	0	0.0	0	0.0	0

**NEW DECISION ITEM**

RANK: \_\_\_\_\_ OF \_\_\_\_\_

Department	Office of Administration			Budget Unit	32550				
Division	Administrative Disbursements								
DI Name	Budget Reserve Required Transfer	DI# 1300026		HB Section	5.265				

**NEW DECISION ITEM**

RANK: \_\_\_\_\_ OF \_\_\_\_\_

Department	Office of Administration	Budget Unit	32550
Division	Administrative Disbursements		
DI Name	Budget Reserve Required Transfer	DI# 1300026	HB Section 5.265

**6. PERFORMANCE MEASURES (If new decision item has an associated core, separately identify projected performance with & without additional funding.)**

**6a. Provide an activity measure(s) for the program.**

Transfers made in compliance with State law requirements.

**6b. Provide a measure(s) of the program's quality.**

Transfers made on the due date.

**6c. Provide a measure(s) of the program's impact.**

Transfers made timely.

**6d. Provide a measure(s) of the program's efficiency.**

0 complaints received.

**7. STRATEGIES TO ACHIEVE THE PERFORMANCE MEASUREMENT TARGETS:**

Transfers will be made on the due date.

# DECISION ITEM DETAIL

Budget Unit	FY 2020	FY 2020	FY 2021	FY 2021	FY 2022	FY 2022	FY 2022	FY 2022
Decision Item	ACTUAL	ACTUAL	BUDGET	BUDGET	DEPT REQ	DEPT REQ	GOV REC	GOV REC
Budget Object Class	DOLLAR	FTE	DOLLAR	FTE	DOLLAR	FTE	DOLLAR	FTE
<b>BDGT RESERVE REQUIRED TRANSFER</b>								
<b>Budget Reserve Req Trf - 1300026</b>								
TRANSFERS OUT	0	0.00	0	0.00	0	0.00	95,545,250	0.00
<b>TOTAL - TRF</b>	<b>0</b>	<b>0.00</b>	<b>0</b>	<b>0.00</b>	<b>0</b>	<b>0.00</b>	<b>95,545,250</b>	<b>0.00</b>
<b>GRAND TOTAL</b>	<b>\$0</b>	<b>0.00</b>	<b>\$0</b>	<b>0.00</b>	<b>\$0</b>	<b>0.00</b>	<b>\$95,545,250</b>	<b>0.00</b>
<b>GENERAL REVENUE</b>								
	<b>\$0</b>	<b>0.00</b>	<b>\$0</b>	<b>0.00</b>	<b>\$0</b>	<b>0.00</b>	<b>\$95,545,250</b>	<b>0.00</b>
<b>FEDERAL FUNDS</b>								
	<b>\$0</b>	<b>0.00</b>	<b>\$0</b>	<b>0.00</b>	<b>\$0</b>	<b>0.00</b>	<b>\$0</b>	<b>0.00</b>
<b>OTHER FUNDS</b>								
	<b>\$0</b>	<b>0.00</b>	<b>\$0</b>	<b>0.00</b>	<b>\$0</b>	<b>0.00</b>	<b>\$0</b>	<b>0.00</b>





**NEW DECISION ITEM**

RANK: \_\_\_\_\_ OF \_\_\_\_\_

Department	Office of Administration	Budget Unit	32555C
Division	Administrative Disbursements		
DI Name	Cash Operating Expense Fund	DI# 1300001 & 1300002	HB Section 5.270 & 5.275

**1. AMOUNT OF REQUEST**

	FY 2022 Budget Request			
	GR	Federal	Other	Total
PS	0	0	0	0
EE	0	0	0	0
PSD	0	0	0	0
TRF	0	0	0	0
<b>Total</b>	<b>0</b>	<b>0</b>	<b>0</b>	<b>0</b>

FTE                      0.00                      0.00                      0.00                      0.00

<b>Est. Fringe</b>	0	0	0	0
--------------------	---	---	---	---

*Note: Fringes budgeted in House Bill 5 except for certain fringes budgeted directly to MoDOT, Highway Patrol, and Conservation.*

Other Funds: Budget Reserve Fund (0100)

	FY 2022 Governor's Recommendation			
	GR	Federal	Other	Total
PS	0	0	0	0
EE	0	0	0	0
PSD	0	0	0	0
TRF	100,000,000	0		100,000,000
<b>Total</b>	<b>100,000,000</b>	<b>0</b>	<b>0</b>	<b>100,000,000</b>

FTE                      0.00                      0.00                      0.00                      0.00

<b>Est. Fringe</b>	0	0	0	0
--------------------	---	---	---	---

*Note: Fringes budgeted in House Bill 5 except for certain fringes budgeted directly to MoDOT, Highway Patrol, and Conservation.*

Other Funds: Budget Reserve Fund (0100)

**2. THIS REQUEST CAN BE CATEGORIZED AS:**

<input type="checkbox"/> New Legislation	<input type="checkbox"/> New Program	<input type="checkbox"/> Fund Switch
<input type="checkbox"/> Federal Mandate	<input type="checkbox"/> Program Expansion	<input type="checkbox"/> Cost to Continue
<input type="checkbox"/> GR Pick-Up	<input type="checkbox"/> Space Request	<input type="checkbox"/> Equipment Replacement
<input type="checkbox"/> Pay Plan	<input checked="" type="checkbox"/> Other: Transfer authority to the Cash Operating Expense Fund (COEF)	

**3. WHY IS THIS FUNDING NEEDED? PROVIDE AN EXPLANATION FOR ITEMS CHECKED IN #2. INCLUDE THE FEDERAL OR STATE STATUTORY OR CONSTITUTIONAL AUTHORIZATION FOR THIS PROGRAM.**

This item requests transfer authority to transfer monies from General Revenue to the Cash Operating Expense Fund (COEF). The COEF shall consist of moneys appropriated by the General Assembly as well as any funds appropriated to the Office of the Governor for expenses incident to emergency duties performed by the National Guard, matching funds for federal grants and emergency assistance, and expenses of any state agency responding during a declared emergency that are unexpended at the end of a fiscal year.

The Governor may transfer moneys from the COEF into General Revenue in any fiscal year in which actual revenues are less than the revenue estimates upon which appropriations were based or in which there is a budget need due to a natural disaster, as proclaimed by the Governor to be an emergency. If the balance in the fund at the close of any fiscal year exceeds 2.5% of net General Revenue collections for the previous year, such excess shall be divided evenly between the State Road Fund and debt retirement related to bonds issued by or on behalf of the state.

**NEW DECISION ITEM**

RANK: \_\_\_\_\_ OF \_\_\_\_\_

Department	Office of Administration	Budget Unit	32555C
Division	Administrative Disbursements		
DI Name	Cash Operating Expense Fund	DI# 1300001 & 1300002	HB Section 5.270 & 5.275

**4. DESCRIBE THE DETAILED ASSUMPTIONS USED TO DERIVE THE SPECIFIC REQUESTED AMOUNT. (How did you determine that the requested number of FTE were appropriate? From what source or standard did you derive the requested levels of funding? Were alternatives such as outsourcing or automation considered? If based on new legislation, does request tie to TAFP fiscal note? If not, explain why. Detail which portions of the request are one-times and how those amounts were calculated.)**

This item transfers General Revenue into the newly-created Cash Operating Expense Fund (COEF) and allows for funds to be transferred back to General Revenue as needed.

**5. BREAK DOWN THE REQUEST BY BUDGET OBJECT CLASS, JOB CLASS, AND FUND SOURCE. IDENTIFY ONE-TIME COSTS.**

Budget Object Class/Job Class	Dept Req GR DOLLARS	Dept Req GR FTE	Dept Req FED DOLLAR S	Dept Req FED FTE	Dept Req OTHER DOLLARS	Dept Req OTHER FTE	Dept Req TOTAL DOLLARS	Dept Req TOTAL FTE	Dept Req One- Time DOLLA RS
Total PS	0	0.0	0	0.0	0	0.0	0	0.0	0
Total EE	0		0		0		0		0
Total PSD	0		0		0		0		0
Total TRF	0		0		0		0		0
<b>Grand Total</b>	<b>0</b>	<b>0.0</b>	<b>0</b>	<b>0.0</b>	<b>0</b>	<b>0.0</b>	<b>0</b>	<b>0.0</b>	<b>0</b>

**NEW DECISION ITEM**

RANK: \_\_\_\_\_ OF \_\_\_\_\_

Department	Office of Administration			Budget Unit	32555C				
Division	Administrative Disbursements								
DI Name	Cash Operating Expense Fund	DI# 1300001 & 1300002		HB Section	5.270 & 5.275				
	Gov Rec	Gov Rec	Gov Rec	Gov Rec	Gov Rec	Gov Rec	Gov Rec	Gov Rec	Gov Rec One-Time
			FED						
Budget Object Class/Job Class	GR DOLLARS	GR FTE	DOLLARS	FED FTE	OTHER DOLLARS	OTHER FTE	TOTAL DOLLARS	TOTAL FTE	DOLLARS
Total PS	0	0.0	0	0.0	0	0.0	0	0.0	0
Total EE	0		0		0		0		0
Total PSD	0		0		0		0		0
Total TRF	100,000,000		0		0		100,000,000		0
Grand Total	100,000,000	0.0	0	0.0	0	0.0	100,000,000	0.0	0

## DECISION ITEM SUMMARY

Budget Unit								
Decision Item	FY 2020	FY 2020	FY 2021	FY 2021	FY 2022	FY 2022	FY 2022	FY 2022
Budget Object Summary	ACTUAL	ACTUAL	BUDGET	BUDGET	DEPT REQ	DEPT REQ	GOV REC	GOV REC
Fund	DOLLAR	FTE	DOLLAR	FTE	DOLLAR	FTE	DOLLAR	FTE
<b>CASH OPERATING EXP TRANSFER</b>								
Cash Operating Exp Fund Trf - 1300001								
FUND TRANSFERS								
GENERAL REVENUE	0	0.00	0	0.00	0	0.00	100,000,000	0.00
TOTAL - TRF	0	0.00	0	0.00	0	0.00	100,000,000	0.00
<b>TOTAL</b>	<b>0</b>	<b>0.00</b>	<b>0</b>	<b>0.00</b>	<b>0</b>	<b>0.00</b>	<b>100,000,000</b>	<b>0.00</b>
<b>GRAND TOTAL</b>	<b>\$0</b>	<b>0.00</b>	<b>\$0</b>	<b>0.00</b>	<b>\$0</b>	<b>0.00</b>	<b>\$100,000,000</b>	<b>0.00</b>

1/22/21 9:37

im\_disummary

## DECISION ITEM SUMMARY

Budget Unit								
Decision Item	FY 2020	FY 2020	FY 2021	FY 2021	FY 2022	FY 2022	FY 2022	FY 2022
Budget Object Summary	ACTUAL	ACTUAL	BUDGET	BUDGET	DEPT REQ	DEPT REQ	GOV REC	GOV REC
Fund	DOLLAR	FTE	DOLLAR	FTE	DOLLAR	FTE	DOLLAR	FTE
<b>CASH OPERATING TO GR TRANSFER</b>								
<b>COEF to GR Trf - 1300002</b>								
FUND TRANSFERS								
CASH OPERATING EXPENSE	0	0.00	0	0.00	0	0.00	100,000,000	0.00
TOTAL - TRF	0	0.00	0	0.00	0	0.00	100,000,000	0.00
<b>TOTAL</b>	<b>0</b>	<b>0.00</b>	<b>0</b>	<b>0.00</b>	<b>0</b>	<b>0.00</b>	<b>100,000,000</b>	<b>0.00</b>
<b>GRAND TOTAL</b>	<b>\$0</b>	<b>0.00</b>	<b>\$0</b>	<b>0.00</b>	<b>\$0</b>	<b>0.00</b>	<b>\$100,000,000</b>	<b>0.00</b>

1/22/21 9:37

im\_disummary

# DECISION ITEM DETAIL

Budget Unit	FY 2020	FY 2020	FY 2021	FY 2021	FY 2022	FY 2022	FY 2022	FY 2022
Decision Item	ACTUAL	ACTUAL	BUDGET	BUDGET	DEPT REQ	DEPT REQ	GOV REC	GOV REC
Budget Object Class	DOLLAR	FTE	DOLLAR	FTE	DOLLAR	FTE	DOLLAR	FTE
<b>CASH OPERATING EXP TRANSFER</b>								
<b>Cash Operating Exp Fund Trf - 1300001</b>								
TRANSFERS OUT	0	0.00	0	0.00	0	0.00	100,000,000	0.00
<b>TOTAL - TRF</b>	<b>0</b>	<b>0.00</b>	<b>0</b>	<b>0.00</b>	<b>0</b>	<b>0.00</b>	<b>100,000,000</b>	<b>0.00</b>
<b>GRAND TOTAL</b>	<b>\$0</b>	<b>0.00</b>	<b>\$0</b>	<b>0.00</b>	<b>\$0</b>	<b>0.00</b>	<b>\$100,000,000</b>	<b>0.00</b>
GENERAL REVENUE	\$0	0.00	\$0	0.00	\$0	0.00	\$100,000,000	0.00
FEDERAL FUNDS	\$0	0.00	\$0	0.00	\$0	0.00	\$0	0.00
OTHER FUNDS	\$0	0.00	\$0	0.00	\$0	0.00	\$0	0.00

# DECISION ITEM DETAIL

Budget Unit	FY 2020	FY 2020	FY 2021	FY 2021	FY 2022	FY 2022	FY 2022	FY 2022
Decision Item	ACTUAL	ACTUAL	BUDGET	BUDGET	DEPT REQ	DEPT REQ	GOV REC	GOV REC
Budget Object Class	DOLLAR	FTE	DOLLAR	FTE	DOLLAR	FTE	DOLLAR	FTE
<b>CASH OPERATING TO GR TRANSFER</b>								
<b>COEF to GR Trf - 1300002</b>								
TRANSFERS OUT	0	0.00	0	0.00	0	0.00	100,000,000	0.00
<b>TOTAL - TRF</b>	<b>0</b>	<b>0.00</b>	<b>0</b>	<b>0.00</b>	<b>0</b>	<b>0.00</b>	<b>100,000,000</b>	<b>0.00</b>
<b>GRAND TOTAL</b>	<b>\$0</b>	<b>0.00</b>	<b>\$0</b>	<b>0.00</b>	<b>\$0</b>	<b>0.00</b>	<b>\$100,000,000</b>	<b>0.00</b>
<b>GENERAL REVENUE</b>								
	<b>\$0</b>	<b>0.00</b>	<b>\$0</b>	<b>0.00</b>	<b>\$0</b>	<b>0.00</b>	<b>\$0</b>	<b>0.00</b>
<b>FEDERAL FUNDS</b>								
	<b>\$0</b>	<b>0.00</b>	<b>\$0</b>	<b>0.00</b>	<b>\$0</b>	<b>0.00</b>	<b>\$0</b>	<b>0.00</b>
<b>OTHER FUNDS</b>								
	<b>\$0</b>	<b>0.00</b>	<b>\$0</b>	<b>0.00</b>	<b>\$0</b>	<b>0.00</b>	<b>\$100,000,000</b>	<b>0.00</b>





## CORE DECISION ITEM

<b>Department:</b> Office of Administration	<b>Budget Unit</b> 32541C
<b>Division:</b> Program Distributions	
<b>Core:</b> Transfers from CRF to GR	<b>HB Section</b> 5.276

### 1. CORE FINANCIAL SUMMARY

FY 2022 Budget Request					FY 2022 Governor's Recommendation				
	GR	Federal	Other	Total		GR	Federal	Other	Total
PS	0	0	0	0	PS	0	0	0	0
EE	0	0	0	0	EE	0	0	0	0
PSD	0	0	0	0	PSD	0	0	0	0
TRF	0	0	0	0	TRF	0	0	0	0
<b>Total</b>	<b>0</b>	<b>0</b>	<b>0</b>	<b>0</b>	<b>Total</b>	<b>0</b>	<b>0</b>	<b>0</b>	<b>0</b>
<b>FTE</b>	<b>0.00</b>	<b>0.00</b>	<b>0.00</b>	<b>0.00</b>	<b>FTE</b>	<b>0.00</b>	<b>0.00</b>	<b>0.00</b>	<b>0.00</b>
<b>Est. Fringe</b>	<b>0</b>	<b>0</b>	<b>0</b>	<b>0</b>	<b>Est. Fringe</b>	<b>0</b>	<b>0</b>	<b>0</b>	<b>0</b>
<i>Note: Fringes budgeted in House Bill 5 except for certain fringes budgeted directly to MoDOT, Highway Patrol, and Conservation.</i>					<i>Note: Fringes budgeted in House Bill 5 except for certain fringes budgeted directly to MoDOT, Highway Patrol, and Conservation.</i>				

Other Funds:

Other Funds:

### 2. CORE DESCRIPTION

In March 2020, the federal government passed the Coronavirus Aid, Relief, and Economic Security (CARES) Act in response to the COVID-19 pandemic. The program is intended to keep american workers paid and employed, provide americans access to healthcare and provide health care system enhancements and economic stabilization.

This was added as one-time funding in FY21.

### 3. PROGRAM LISTING (list programs included in this core funding)

N/A

### CORE DECISION ITEM

<b>Department:</b> Office of Administration	<b>Budget Unit</b> 32540C
<b>Division:</b> Program Distributions	
<b>Core:</b> Transfers from CRF to GR	<b>HB Section</b> 5.276

#### 4. FINANCIAL HISTORY

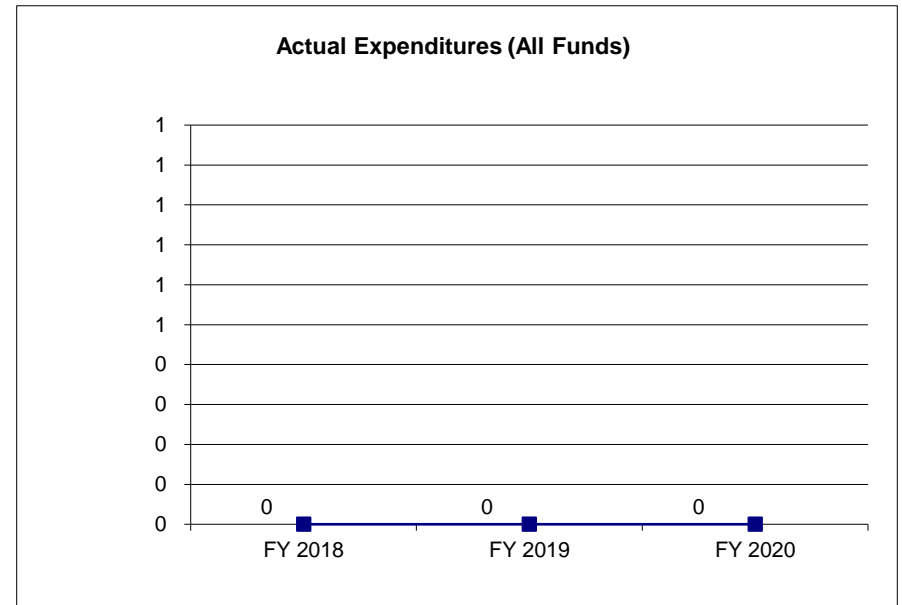
	<b>FY 2018 Actual</b>	<b>FY 2019 Actual</b>	<b>FY 2020 Actual</b>	<b>FY 2021 Current Yr.</b>
Appropriation (All Funds)	0	0	0	750,000,000
Less Reverted (All Funds)	0	0	0	0
Less Restricted (All Funds)*	0	0	0	0
Budget Authority (All Funds)	0	0	0	750,000,000
Actual Expenditures (All Funds)	0	0	0	N/A
Unexpended (All Funds)	0	0	0	N/A
Unexpended, by Fund:				
General Revenue	0	0	0	N/A
Federal	0	0	0	N/A
Other	0	0	0	N/A

\*Current Year restricted amount is as of \_\_\_\_\_.

Reverted includes the statutory three percent reserve amount (when applicable).

Restricted includes any Governor's expenditure restrictions which remained at the end of the fiscal year (when applicable).

#### NOTES:



**CORE RECONCILIATION DETAIL**

**STATE**  
**CASH FLOW ASST GR TRANSFER**

**5. CORE RECONCILIATION DETAIL**

				<b>Budget Class</b>	<b>FTE</b>	<b>GR</b>	<b>Federal</b>	<b>Other</b>	<b>Total</b>	<b>Explanation</b>
<b>TAFP AFTER VETOES</b>										
				TRF	0.00	0	750,000,000	0	750,000,000	
				<b>Total</b>	<b>0.00</b>	<b>0</b>	<b>750,000,000</b>	<b>0</b>	<b>750,000,000</b>	
<b>DEPARTMENT CORE ADJUSTMENTS</b>										
1x Expenditures	362	T508	TRF		0.00	0	(750,000,000)	0	(750,000,000)	Reduction of stimulus to GR for cash flow added in FY21 NDI 1300049.
<b>NET DEPARTMENT CHANGES</b>					<b>0.00</b>	<b>0</b>	<b>(750,000,000)</b>	<b>0</b>	<b>(750,000,000)</b>	
<b>DEPARTMENT CORE REQUEST</b>										
				TRF	0.00	0	0	0	0	
				<b>Total</b>	<b>0.00</b>	<b>0</b>	<b>0</b>	<b>0</b>	<b>0</b>	
<b>GOVERNOR'S RECOMMENDED CORE</b>										
				TRF	0.00	0	0	0	0	
				<b>Total</b>	<b>0.00</b>	<b>0</b>	<b>0</b>	<b>0</b>	<b>0</b>	

## DECISION ITEM SUMMARY

Budget Unit								
Decision Item	FY 2020	FY 2020	FY 2021	FY 2021	FY 2022	FY 2022	FY 2022	FY 2022
Budget Object Summary	ACTUAL	ACTUAL	BUDGET	BUDGET	DEPT REQ	DEPT REQ	GOV REC	GOV REC
Fund	DOLLAR	FTE	DOLLAR	FTE	DOLLAR	FTE	DOLLAR	FTE
<b>CASH FLOW ASST GR TRANSFER</b>								
<b>CORE</b>								
FUND TRANSFERS								
SEMA FEDERAL STIMULUS	0	0.00	750,000,000	0.00	0	0.00	0	0.00
TOTAL - TRF	0	0.00	750,000,000	0.00	0	0.00	0	0.00
<b>TOTAL</b>	<b>0</b>	<b>0.00</b>	<b>750,000,000</b>	<b>0.00</b>	<b>0</b>	<b>0.00</b>	<b>0</b>	<b>0.00</b>
<b>GRAND TOTAL</b>	<b>\$0</b>	<b>0.00</b>	<b>\$750,000,000</b>	<b>0.00</b>	<b>\$0</b>	<b>0.00</b>	<b>\$0</b>	<b>0.00</b>

1/22/21 9:37

im\_disummary

# DECISION ITEM DETAIL

Budget Unit	FY 2020	FY 2020	FY 2021	FY 2021	FY 2022	FY 2022	FY 2022	FY 2022
Decision Item	ACTUAL	ACTUAL	BUDGET	BUDGET	DEPT REQ	DEPT REQ	GOV REC	GOV REC
Budget Object Class	DOLLAR	FTE	DOLLAR	FTE	DOLLAR	FTE	DOLLAR	FTE
<b>CASH FLOW ASST GR TRANSFER</b>								
<b>CORE</b>								
TRANSFERS OUT	0	0.00	750,000,000	0.00	0	0.00	0	0.00
TOTAL - TRF	0	0.00	750,000,000	0.00	0	0.00	0	0.00
<b>GRAND TOTAL</b>	<b>\$0</b>	<b>0.00</b>	<b>\$750,000,000</b>	<b>0.00</b>	<b>\$0</b>	<b>0.00</b>	<b>\$0</b>	<b>0.00</b>
GENERAL REVENUE	\$0	0.00	\$0	0.00	\$0	0.00		0.00
FEDERAL FUNDS	\$0	0.00	\$750,000,000	0.00	\$0	0.00		0.00
OTHER FUNDS	\$0	0.00	\$0	0.00	\$0	0.00		0.00



## CORE DECISION ITEM

<b>Department: Office of Administration</b>	<b>Budget Unit</b> 32542C
<b>Division: Program Distributions</b>	
<b>Core: Transfers from GR to CRF</b>	<b>HB Section</b> 5.277

### 1. CORE FINANCIAL SUMMARY

	FY 2022 Budget Request			
	GR	Federal	Other	Total
PS	0	0	0	0
EE	0	0	0	0
PSD	0	0	0	0
TRF	0	0	0	0
<b>Total</b>	<b>0</b>	<b>0</b>	<b>0</b>	<b>0</b>
<b>FTE</b>	<b>0.00</b>	<b>0.00</b>	<b>0.00</b>	<b>0.00</b>

<b>Est. Fringe</b>	0	0	0	0
<i>Note: Fringes budgeted in House Bill 5 except for certain fringes budgeted directly to MoDOT, Highway Patrol, and Conservation.</i>				

Other Funds:

	FY 2022 Governor's Recommendation			
	GR	Federal	Other	Total
PS	0	0	0	0
EE	0	0	0	0
PSD	0	0	0	0
TRF	0	0	0	0
<b>Total</b>	<b>0</b>	<b>0</b>	<b>0</b>	<b>0</b>
<b>FTE</b>	<b>0.00</b>	<b>0.00</b>	<b>0.00</b>	<b>0.00</b>

<b>Est. Fringe</b>	0	0	0	0
<i>Note: Fringes budgeted in House Bill 5 except for certain fringes budgeted directly to MoDOT, Highway Patrol, and Conservation.</i>				

Other Funds:

### 2. CORE DESCRIPTION

In March 2020, the federal government passed the Coronavirus Aid, Relief, and Economic Security (CARES) Act in response to the COVID-19 pandemic. The program is intended to keep american workers paid and employed, provide americans access to healthcare and provide health care system enhancements and economic stabilization.

This was added in FY21 as one-time funding.

### 3. PROGRAM LISTING (list programs included in this core funding)

N/A

# **CORE DECISION ITEM**

**Department:** Office of Administration  
**Division:** Program Distributions  
**Core:** Transfers from GR to CRF

**Budget Unit** 32542C

**HB Section** 5.277

## **4. FINANCIAL HISTORY**

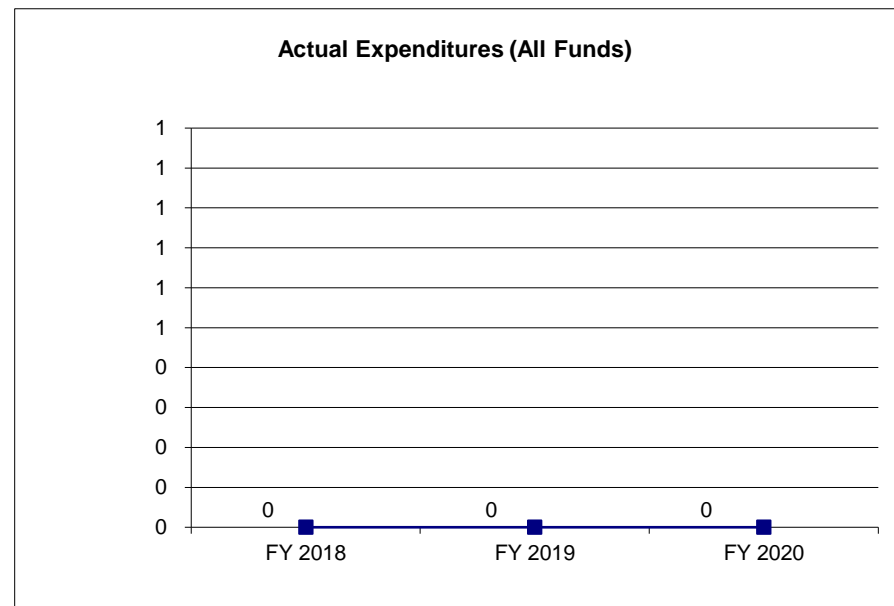
	<b>FY 2018 Actual</b>	<b>FY 2019 Actual</b>	<b>FY 2020 Actual</b>	<b>FY 2021 Current Yr.</b>
Appropriation (All Funds)	0	0	0	750,000,000
Less Reverted (All Funds)	0	0	0	0
Less Restricted (All Funds)*	0	0	0	0
Budget Authority (All Funds)	0	0	0	750,000,000
Actual Expenditures (All Funds)	0	0	0	N/A
Unexpended (All Funds)	0	0	0	N/A
Unexpended, by Fund:				
General Revenue	0	0	0	N/A
Federal	0	0	0	N/A
Other	0	0	0	N/A

\*Current Year restricted amount is as of \_\_\_\_\_.

Reverted includes the statutory three percent reserve amount (when applicable).

Restricted includes any Governor's expenditure restrictions which remained at the end of the fiscal year (when applicable).

## **NOTES:**





**CORE RECONCILIATION DETAIL**

STATE

CASH FLOW ASST SEMA TRF-0101

**5. CORE RECONCILIATION DETAIL**

				Budget Class	FTE	GR	Federal	Other	Total	Explanation
<b>TAFP AFTER VETOES</b>										
				TRF	0.00	750,000,000	0	0	750,000,000	
				<b>Total</b>	<b>0.00</b>	<b>750,000,000</b>	<b>0</b>	<b>0</b>	<b>750,000,000</b>	
<b>DEPARTMENT CORE ADJUSTMENTS</b>										
1x Expenditures	360	T512	TRF		0.00	(750,000,000)	0	0	(750,000,000)	Reduction of GR payback of Fed Stimulus added in FY21 NDI 1300050.
<b>NET DEPARTMENT CHANGES</b>					<b>0.00</b>	<b>(750,000,000)</b>	<b>0</b>	<b>0</b>	<b>(750,000,000)</b>	
<b>DEPARTMENT CORE REQUEST</b>										
				TRF	0.00	0	0	0	0	
				<b>Total</b>	<b>0.00</b>	<b>0</b>	<b>0</b>	<b>0</b>	<b>0</b>	
<b>GOVERNOR'S RECOMMENDED CORE</b>										
				TRF	0.00	0	0	0	0	
				<b>Total</b>	<b>0.00</b>	<b>0</b>	<b>0</b>	<b>0</b>	<b>0</b>	

## DECISION ITEM SUMMARY

Budget Unit								
Decision Item	FY 2020	FY 2020	FY 2021	FY 2021	FY 2022	FY 2022	FY 2022	FY 2022
Budget Object Summary	ACTUAL	ACTUAL	BUDGET	BUDGET	DEPT REQ	DEPT REQ	GOV REC	GOV REC
Fund	DOLLAR	FTE	DOLLAR	FTE	DOLLAR	FTE	DOLLAR	FTE
<b>CASH FLOW ASST SEMA TRF-0101</b>								
<b>CORE</b>								
FUND TRANSFERS								
GENERAL REVENUE	0	0.00	750,000,000	0.00	0	0.00	0	0.00
TOTAL - TRF	0	0.00	750,000,000	0.00	0	0.00	0	0.00
<b>TOTAL</b>	<b>0</b>	<b>0.00</b>	<b>750,000,000</b>	<b>0.00</b>	<b>0</b>	<b>0.00</b>	<b>0</b>	<b>0.00</b>
<b>GRAND TOTAL</b>	<b>\$0</b>	<b>0.00</b>	<b>\$750,000,000</b>	<b>0.00</b>	<b>\$0</b>	<b>0.00</b>	<b>\$0</b>	<b>0.00</b>

1/22/21 9:37

im\_disummary

# DECISION ITEM DETAIL

Budget Unit	FY 2020	FY 2020	FY 2021	FY 2021	FY 2022	FY 2022	FY 2022	FY 2022
Decision Item	ACTUAL	ACTUAL	BUDGET	BUDGET	DEPT REQ	DEPT REQ	GOV REC	GOV REC
Budget Object Class	DOLLAR	FTE	DOLLAR	FTE	DOLLAR	FTE	DOLLAR	FTE
<b>CASH FLOW ASST SEMA TRF-0101</b>								
<b>CORE</b>								
TRANSFERS OUT	0	0.00	750,000,000	0.00	0	0.00	0	0.00
TOTAL - TRF	0	0.00	750,000,000	0.00	0	0.00	0	0.00
<b>GRAND TOTAL</b>	<b>\$0</b>	<b>0.00</b>	<b>\$750,000,000</b>	<b>0.00</b>	<b>\$0</b>	<b>0.00</b>	<b>\$0</b>	<b>0.00</b>
GENERAL REVENUE	\$0	0.00	\$750,000,000	0.00	\$0	0.00		0.00
FEDERAL FUNDS	\$0	0.00	\$0	0.00	\$0	0.00		0.00
OTHER FUNDS	\$0	0.00	\$0	0.00	\$0	0.00		0.00



# CORE DECISION ITEM

<b>Department</b>	<b>Office of Administration</b>	<b>Budget Unit</b>	<u>32510</u>
<b>Division</b>	<b>Administrative Disbursements</b>		
<b>Core -</b>	<b>Fund Corrections</b>	<b>HB Section</b>	<u>5.280</u>

## 1. CORE FINANCIAL SUMMARY

FY 2022 Budget Request					FY 2022 Governor's Recommendation						
	GR	Federal	Other	Total	E		GR	Federal	Other	Total	E
PS	0	0	0	0		PS	0	0	0	0	
EE	0	0	0	0		EE	0	0	0	0	
PSD	0	0	0	0		PSD	0	0	0	0	
TRF	50,000	0	750,000	800,000		TRF	50,000	0	750,000	800,000	
Total	50,000	0	750,000	800,000		Total	50,000	0	750,000	800,000	
FTE	0.00	0.00	0.00	0.00		FTE	0.00	0.00	0.00	0.00	
Est. Fringe	0	0	0	0		Est. Fringe	0	0	0	0	
Note: Fringes budgeted in House Bill 5 except for certain fringes budgeted directly to MoDOT, Highway Patrol, and Conservation.						Note: Fringes budgeted in House Bill 5 except for certain fringes budgeted directly to MoDOT, Highway Patrol, and Conservation.					

Other Funds: Dependent on funds with incorrect deposit.

Other Funds:

## 2. CORE DESCRIPTION

This appropriated transfer mechanism allows the Division of Accounting to correct prior fiscal year revenue transactions that were erroneously deposited into the incorrect fund. After a fiscal year has ended, revenue "correction" documents cannot be processed.

This appropriated transfer is requested specifically to allow the transfer from the fund that erroneously received the deposit in a prior fiscal year to the correct fund in the current fiscal year.

## 3. PROGRAM LISTING (list programs included in this core funding)

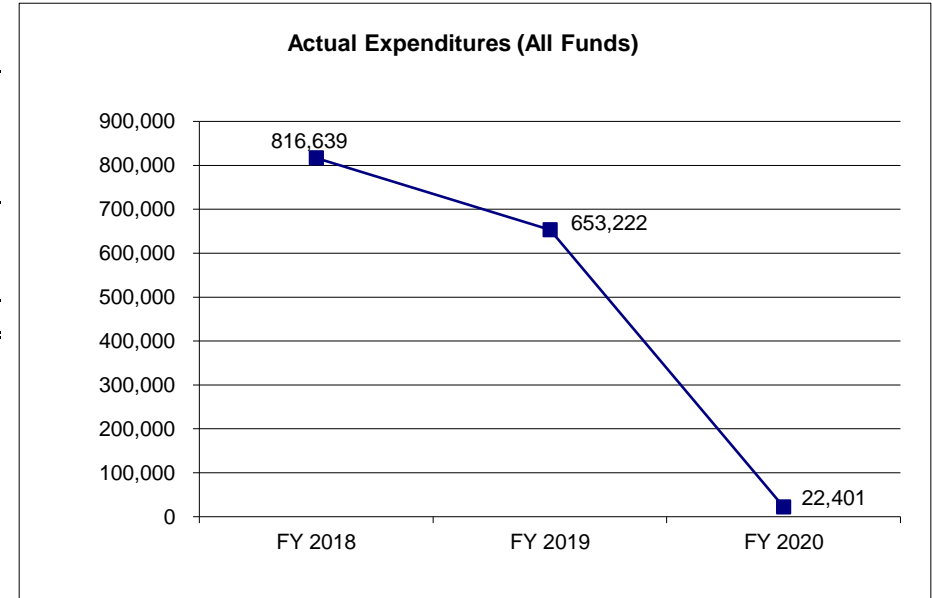
N/A

**CORE DECISION ITEM**

<b>Department</b>	<b>Office of Administration</b>	<b>Budget Unit</b>	<u>32510</u>
<b>Division</b>	<b>Administrative Disbursements</b>		
<b>Core -</b>	<b>Fund Corrections</b>	<b>HB Section</b>	<u>5.280</u>

**4. FINANCIAL HISTORY**

	<b>FY 2018 Actual</b>	<b>FY 2019 Actual</b>	<b>FY 2020 Actual</b>	<b>FY 2021 Current Yr.</b>
Appropriation (All Funds)	846,105	800,000	800,000	800,000
Less Reverted (All Funds)	0	0	0	N/A
Less Restricted (All Funds)*	0	0	0	N/A
Budget Authority (All Funds)	846,105	800,000	800,000	N/A
Actual Expenditures (All Funds)	816,639	653,222	22,401	N/A
Unexpended (All Funds)	29,466	146,778	777,599	N/A
Unexpended, by Fund:				
General Revenue	29,462	35,906	35,906	N/A
Federal	0	0	0	N/A
Other	4	110,872	741,693	N/A



Reverted includes the statutory three-percent reserve amount (when applicable).

Restricted includes any Governor's Expenditure Restrictions which remained at the end of the fiscal year (when applicable).

**NOTES:**

---

**CORE RECONCILIATION DETAIL**

---

**STATE  
FUND CORRECTIONS**

---

**5. CORE RECONCILIATION DETAIL**

---

	<b>Budget Class</b>	<b>FTE</b>	<b>GR</b>	<b>Federal</b>	<b>Other</b>	<b>Total</b>	<b>Explanation</b>
<b>TAFP AFTER VETOES</b>							
	TRF	0.00	50,000	0	750,000	800,000	
	<b>Total</b>	<b>0.00</b>	<b>50,000</b>	<b>0</b>	<b>750,000</b>	<b>800,000</b>	
<b>DEPARTMENT CORE REQUEST</b>							
	TRF	0.00	50,000	0	750,000	800,000	
	<b>Total</b>	<b>0.00</b>	<b>50,000</b>	<b>0</b>	<b>750,000</b>	<b>800,000</b>	
<b>GOVERNOR'S RECOMMENDED CORE</b>							
	TRF	0.00	50,000	0	750,000	800,000	
	<b>Total</b>	<b>0.00</b>	<b>50,000</b>	<b>0</b>	<b>750,000</b>	<b>800,000</b>	

## DECISION ITEM SUMMARY

Budget Unit								
Decision Item	FY 2020	FY 2020	FY 2021	FY 2021	FY 2022	FY 2022	FY 2022	FY 2022
Budget Object Summary	ACTUAL	ACTUAL	BUDGET	BUDGET	DEPT REQ	DEPT REQ	GOV REC	GOV REC
Fund	DOLLAR	FTE	DOLLAR	FTE	DOLLAR	FTE	DOLLAR	FTE
<b>FUND CORRECTIONS</b>								
<b>CORE</b>								
FUND TRANSFERS								
GENERAL REVENUE	16,426	0.00	50,000	0.00	50,000	0.00	50,000	0.00
DEPT MENTAL HEALTH	1,296	0.00	0	0.00	0	0.00	0	0.00
MENTAL HEALTH EARNINGS FUND	2,197	0.00	0	0.00	0	0.00	0	0.00
FEDERAL SURPLUS PROPERTY	0	0.00	750,000	0.00	750,000	0.00	750,000	0.00
HABILITATION CENTER ROOM & BRD	2,472	0.00	0	0.00	0	0.00	0	0.00
DEVELOP DISABILITIES WAIT LIST	10	0.00	0	0.00	0	0.00	0	0.00
TOTAL - TRF	22,401	0.00	800,000	0.00	800,000	0.00	800,000	0.00
<b>TOTAL</b>	<b>22,401</b>	<b>0.00</b>	<b>800,000</b>	<b>0.00</b>	<b>800,000</b>	<b>0.00</b>	<b>800,000</b>	<b>0.00</b>
<b>GRAND TOTAL</b>	<b>\$22,401</b>	<b>0.00</b>	<b>\$800,000</b>	<b>0.00</b>	<b>\$800,000</b>	<b>0.00</b>	<b>\$800,000</b>	<b>0.00</b>

1/22/21 9:37

im\_disummary



# DECISION ITEM DETAIL

Budget Unit	FY 2020	FY 2020	FY 2021	FY 2021	FY 2022	FY 2022	FY 2022	FY 2022
Decision Item	ACTUAL	ACTUAL	BUDGET	BUDGET	DEPT REQ	DEPT REQ	GOV REC	GOV REC
Budget Object Class	DOLLAR	FTE	DOLLAR	FTE	DOLLAR	FTE	DOLLAR	FTE
<b>FUND CORRECTIONS</b>								
<b>CORE</b>								
TRANSFERS OUT	22,401	0.00	800,000	0.00	800,000	0.00	800,000	0.00
TOTAL - TRF	22,401	0.00	800,000	0.00	800,000	0.00	800,000	0.00
GRAND TOTAL	\$22,401	0.00	\$800,000	0.00	\$800,000	0.00	\$800,000	0.00
GENERAL REVENUE	\$16,426	0.00	\$50,000	0.00	\$50,000	0.00	\$50,000	0.00
FEDERAL FUNDS	\$1,296	0.00	\$0	0.00	\$0	0.00	\$0	0.00
OTHER FUNDS	\$4,679	0.00	\$750,000	0.00	\$750,000	0.00	\$750,000	0.00



## CORE DECISION ITEM

<b>Department:</b> Office of Administration	<b>Budget Unit</b> 32543C
<b>Division:</b> Program Distributions	
<b>Core:</b> CARES Move Cash Between Funds	<b>HB Section</b> 5.281

### 1. CORE FINANCIAL SUMMARY

	FY 2022 Budget Request			
	GR	Federal	Other	Total
PS	0	0	0	0
EE	0	0	0	0
PSD	0	0	0	0
TRF	0	0	0	0
<b>Total</b>	<b>0</b>	<b>0</b>	<b>0</b>	<b>0</b>
<b>FTE</b>	<b>0.00</b>	<b>0.00</b>	<b>0.00</b>	<b>0.00</b>

<b>Est. Fringe</b>	0	0	0	0
<i>Note: Fringes budgeted in House Bill 5 except for certain fringes budgeted directly to MoDOT, Highway Patrol, and Conservation.</i>				

Other Funds:

	FY 2022 Governor's Recommendation			
	GR	Federal	Other	Total
PS	0	0	0	0
EE	0	0	0	0
PSD	0	0	0	0
TRF	0	0	0	0
<b>Total</b>	<b>0</b>	<b>0</b>	<b>0</b>	<b>0</b>
<b>FTE</b>	<b>0.00</b>	<b>0.00</b>	<b>0.00</b>	<b>0.00</b>

<b>Est. Fringe</b>	0	0	0	0
<i>Note: Fringes budgeted in House Bill 5 except for certain fringes budgeted directly to MoDOT, Highway Patrol, and Conservation.</i>				

Other Funds:

### 2. CORE DESCRIPTION

In March 2020, the federal government passed the Coronavirus Aid, Relief, and Economic Security (CARES) Act in response to the COVID-19 pandemic. The program is intended to keep american workers paid and employed, provide americans access to healthcare and provide health care system enhancements and economic stabilization.

This was one-time funding.

### 3. PROGRAM LISTING (list programs included in this core funding)

N/A

# **CORE DECISION ITEM**

**Department:** Office of Administration  
**Division:** Program Distributions  
**Core:** CARES Move Cash Between Funds

**Budget Unit** 32543C

**HB Section** 5.281

## **4. FINANCIAL HISTORY**

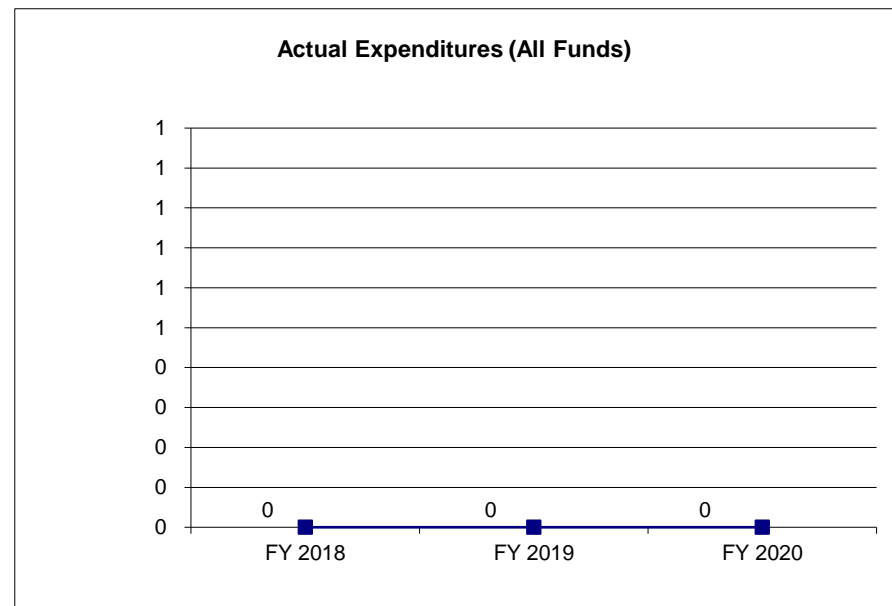
	<b>FY 2018 Actual</b>	<b>FY 2019 Actual</b>	<b>FY 2020 Actual</b>	<b>FY 2021 Current Yr.</b>
Appropriation (All Funds)	0	0	0	500,000,000
Less Reverted (All Funds)	0	0	0	0
Less Restricted (All Funds)*	0	0	0	0
Budget Authority (All Funds)	0	0	0	500,000,000
Actual Expenditures (All Funds)	0	0	0	N/A
Unexpended (All Funds)	0	0	0	N/A
Unexpended, by Fund:				
General Revenue	0	0	0	N/A
Federal	0	0	0	N/A
Other	0	0	0	N/A

\*Current Year restricted amount is as of \_\_\_\_\_.

Reverted includes the statutory three percent reserve amount (when applicable).

Restricted includes any Governor's expenditure restrictions which remained at the end of the fiscal year (when applicable).

## **NOTES:**



**CORE RECONCILIATION DETAIL**

**STATE  
FED STIMULUS FUND TRF-VAR**

**5. CORE RECONCILIATION DETAIL**

				<b>Budget Class</b>	<b>FTE</b>	<b>GR</b>	<b>Federal</b>	<b>Other</b>	<b>Total</b>	<b>Explanation</b>
<b>TAFP AFTER VETOES</b>										
				TRF	0.00	0	500,000,000	0	500,000,000	
				<b>Total</b>	<b>0.00</b>	<b>0</b>	<b>500,000,000</b>	<b>0</b>	<b>500,000,000</b>	
<b>DEPARTMENT CORE ADJUSTMENTS</b>										
1x Expenditures	357	T513	TRF		0.00	0	(500,000,000)	0	(500,000,000)	Reduction of Federal stimulus TRF authority added in FY21 NDI 1300051.
<b>NET DEPARTMENT CHANGES</b>					<b>0.00</b>	<b>0</b>	<b>(500,000,000)</b>	<b>0</b>	<b>(500,000,000)</b>	
<b>DEPARTMENT CORE REQUEST</b>										
				TRF	0.00	0	0	0	0	
				<b>Total</b>	<b>0.00</b>	<b>0</b>	<b>0</b>	<b>0</b>	<b>0</b>	
<b>GOVERNOR'S RECOMMENDED CORE</b>										
				TRF	0.00	0	0	0	0	
				<b>Total</b>	<b>0.00</b>	<b>0</b>	<b>0</b>	<b>0</b>	<b>0</b>	

## DECISION ITEM SUMMARY

Budget Unit									
Decision Item	FY 2020	FY 2020	FY 2021	FY 2021	FY 2022	FY 2022	FY 2022	FY 2022	
Budget Object Summary	ACTUAL	ACTUAL	BUDGET	BUDGET	DEPT REQ	DEPT REQ	GOV REC	GOV REC	
Fund	DOLLAR	FTE	DOLLAR	FTE	DOLLAR	FTE	DOLLAR	FTE	
<b>FED STIMULUS FUND TRF-VAR</b>									
<b>CORE</b>									
FUND TRANSFERS									
DESE FEDERAL STIMULUS	0	0.00	1	0.00	0	0.00	0	0.00	
DESE FEDERAL EMERGENCY RELIEF	0	0.00	1	0.00	0	0.00	0	0.00	
DHEWD FEDERAL STIMULUS	0	0.00	1	0.00	0	0.00	0	0.00	
DHEWD FEDERAL EMERGENCY RELIEF	0	0.00	1	0.00	0	0.00	0	0.00	
MODOT FEDERAL STIMULUS	0	0.00	1	0.00	0	0.00	0	0.00	
OA FEDERAL STIMULUS	0	0.00	1	0.00	0	0.00	0	0.00	
DPS FEDERAL STIMULUS	0	0.00	1	0.00	0	0.00	0	0.00	
SEMA FEDERAL STIMULUS	0	0.00	499,999,982	0.00	0	0.00	0	0.00	
DOC FEDERAL STIMULUS	0	0.00	1	0.00	0	0.00	0	0.00	
DMH FEDERAL STIMULUS	0	0.00	1	0.00	0	0.00	0	0.00	
DHSS FEDERAL STIMULUS	0	0.00	1	0.00	0	0.00	0	0.00	
DSS FEDERAL STIMULUS	0	0.00	1	0.00	0	0.00	0	0.00	
DED FEDERAL STIMULUS	0	0.00	1	0.00	0	0.00	0	0.00	
DNR FEDERAL STIMULUS	0	0.00	1	0.00	0	0.00	0	0.00	
LGO FEDERAL STIMULUS	0	0.00	1	0.00	0	0.00	0	0.00	
DOLIR FEDERAL STIMULUS	0	0.00	1	0.00	0	0.00	0	0.00	
DOR FEDERAL STIMULUS	0	0.00	1	0.00	0	0.00	0	0.00	
SOS FEDERAL STIMULUS	0	0.00	1	0.00	0	0.00	0	0.00	
MDA FEDERAL STIMULUS	0	0.00	1	0.00	0	0.00	0	0.00	
TOTAL - TRF	0	0.00	500,000,000	0.00	0	0.00	0	0.00	
<b>TOTAL</b>	<b>0</b>	<b>0.00</b>	<b>500,000,000</b>	<b>0.00</b>	<b>0</b>	<b>0.00</b>	<b>0</b>	<b>0.00</b>	
<b>GRAND TOTAL</b>	<b>\$0</b>	<b>0.00</b>	<b>\$500,000,000</b>	<b>0.00</b>	<b>\$0</b>	<b>0.00</b>	<b>\$0</b>	<b>0.00</b>	

1/22/21 9:37

im\_disummary

# DECISION ITEM DETAIL

Budget Unit	FY 2020	FY 2020	FY 2021	FY 2021	FY 2022	FY 2022	FY 2022	FY 2022
Decision Item	ACTUAL	ACTUAL	BUDGET	BUDGET	DEPT REQ	DEPT REQ	GOV REC	GOV REC
Budget Object Class	DOLLAR	FTE	DOLLAR	FTE	DOLLAR	FTE	DOLLAR	FTE
<b>FED STIMULUS FUND TRF-VAR</b>								
<b>CORE</b>								
TRANSFERS OUT	0	0.00	500,000,000	0.00	0	0.00	0	0.00
<b>TOTAL - TRF</b>	<b>0</b>	<b>0.00</b>	<b>500,000,000</b>	<b>0.00</b>	<b>0</b>	<b>0.00</b>	<b>0</b>	<b>0.00</b>
<b>GRAND TOTAL</b>	<b>\$0</b>	<b>0.00</b>	<b>\$500,000,000</b>	<b>0.00</b>	<b>\$0</b>	<b>0.00</b>	<b>\$0</b>	<b>0.00</b>
<b>GENERAL REVENUE</b>	<b>\$0</b>	<b>0.00</b>	<b>\$0</b>	<b>0.00</b>	<b>\$0</b>	<b>0.00</b>		<b>0.00</b>
<b>FEDERAL FUNDS</b>	<b>\$0</b>	<b>0.00</b>	<b>\$500,000,000</b>	<b>0.00</b>	<b>\$0</b>	<b>0.00</b>		<b>0.00</b>
<b>OTHER FUNDS</b>	<b>\$0</b>	<b>0.00</b>	<b>\$0</b>	<b>0.00</b>	<b>\$0</b>	<b>0.00</b>		<b>0.00</b>





## CORE DECISION ITEM

<b>Department: Office of Administration</b>	<b>Budget Unit</b> <u>32605C</u>
<b>Division: Administrative Disbursements</b>	
<b>Core: Central Services Cost Allocation Plan</b>	<b>HB Section</b> <u>5.285</u>

### 1. CORE FINANCIAL SUMMARY

FY 2022 Budget Request					FY 2022 Governor's Recommendation				
	GR	Federal	Other	Total		GR	Federal	Other	Total
PS	0	0	0	0	PS	0	0	0	0
EE	0	0	0	0	EE	0	0	0	0
PSD	0	0	0	0	PSD	0	0	0	0
TRF	0	0	9,894,605	9,894,605	TRF	0	0	9,894,605	9,894,605
<b>Total</b>	<b>0</b>	<b>0</b>	<b>9,894,605</b>	<b>9,894,605</b>	<b>Total</b>	<b>0</b>	<b>0</b>	<b>9,894,605</b>	<b>9,894,605</b>
<b>FTE</b>					<b>FTE</b>				
<b>0.00</b>					<b>0.00</b>				
<b>Est. Fringe</b>	<b>0</b>	<b>0</b>	<b>0</b>	<b>0</b>	<b>Est. Fringe</b>	<b>0</b>	<b>0</b>	<b>0</b>	<b>0</b>
<i>Note: Fringes budgeted in House Bill 5 except for certain fringes budgeted directly to MoDOT, Highway Patrol, and Conservation.</i>					<i>Note: Fringes budgeted in House Bill 5 except for certain fringes budgeted directly to MoDOT, Highway Patrol, and Conservation.</i>				

Other Funds: Various state funds excluding federal and constitutional funds

Other Funds: Various state funds excluding federal and constitutional funds

### 2. CORE DESCRIPTION

An accepted accounting practice, allocations recover costs for services provided to other entities. For instance, the federal government allows the State of Missouri to recover overhead costs for federal programs through a Statewide Cost Allocation Plan (SWCAP).

Using standard accepted accounting methods, the Central Services Cost Allocation Plan (CSCAP) recovers the costs of providing services to various state funds including those provided by the Office of Administration, the Department of Revenue, the Governor's Office, the Lieutenant Governor's Office, the Secretary of State's Office, the State Auditor's Office, the Attorney General's Office, the General Assembly, and the Capitol Police. To determine a fund's participation eligibility, the Office of Administration systematically analyzes relevant constitutional provisions, statutory language, fund revenue sources, and other appropriate considerations.

### 3. PROGRAM LISTING (list programs included in this core funding)

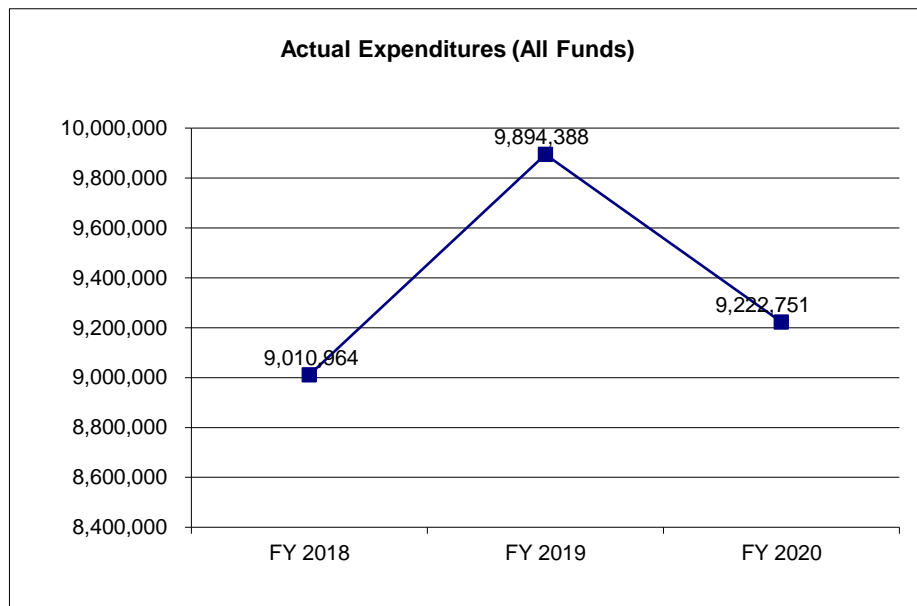
N/A

## CORE DECISION ITEM

<b>Department:</b> Office of Administration	<b>Budget Unit</b> 32605C
<b>Division:</b> Administrative Disbursements	
<b>Core:</b> Central Services Cost Allocation Plan	<b>HB Section</b> 5.285

### 4. FINANCIAL HISTORY

	<b>FY 2018 Actual</b>	<b>FY 2019 Actual</b>	<b>FY 2020 Actual</b>	<b>FY 2021 Current Yr.</b>
Appropriation (All Funds)	9,011,170	9,894,605	9,894,605	9,894,605
Less Reverted (All Funds)	0	0	0	N/A
Less Restricted (All Funds)*	0	0	0	0
Budget Authority (All Funds)	9,011,170	9,894,605	9,894,605	9,894,605
Actual Expenditures (All Funds)	9,010,964	9,894,388	9,222,751	N/A
Unexpended (All Funds)	206	217	671,854	N/A
Unexpended, by Fund:				
General Revenue	0	0	0	N/A
Federal	0	0	0	N/A
Other	206	217	671,854	N/A



\*Current Year restricted amount is as of 9-1-19.

Reverted includes the statutory three percent reserve amount (when applicable).

Restricted includes any Governor's expenditure restrictions which remained at the end of the fiscal year (when applicable).

### NOTES:

**CORE RECONCILIATION DETAIL**

**STATE**  
**CENTRAL SVS ALLOCATION TRNSFER**

**5. CORE RECONCILIATION DETAIL**

				<b>Budget Class</b>	<b>FTE</b>	<b>GR</b>	<b>Federal</b>	<b>Other</b>	<b>Total</b>	<b>Explanation</b>
<b>TAFP AFTER VETOES</b>				TRF	0.00	0	0	9,894,605	9,894,605	
				<b>Total</b>	<b>0.00</b>	<b>0</b>	<b>0</b>	<b>9,894,605</b>	<b>9,894,605</b>	
<b>DEPARTMENT CORE REQUEST</b>				TRF	0.00	0	0	9,894,605	9,894,605	
				<b>Total</b>	<b>0.00</b>	<b>0</b>	<b>0</b>	<b>9,894,605</b>	<b>9,894,605</b>	
<b>GOVERNOR'S ADDITIONAL CORE ADJUSTMENTS</b>										
Core Reallocation	1655	T011	TRF		0.00	0	0	148	148	
Core Reallocation	1655	T032	TRF		0.00	0	0	(43)	(43)	
Core Reallocation	1655	T035	TRF		0.00	0	0	11,831	11,831	
Core Reallocation	1655	T039	TRF		0.00	0	0	(6,307)	(6,307)	
Core Reallocation	1655	T043	TRF		0.00	0	0	5,965	5,965	
Core Reallocation	1655	T044	TRF		0.00	0	0	929	929	
Core Reallocation	1655	T049	TRF		0.00	0	0	57	57	
Core Reallocation	1655	T074	TRF		0.00	0	0	1,155	1,155	
Core Reallocation	1655	T079	TRF		0.00	0	0	355	355	
Core Reallocation	1655	T135	TRF		0.00	0	0	243	243	
Core Reallocation	1655	T136	TRF		0.00	0	0	187	187	
Core Reallocation	1655	T241	TRF		0.00	0	0	(255)	(255)	
Core Reallocation	1655	T277	TRF		0.00	0	0	3,088	3,088	
Core Reallocation	1655	T281	TRF		0.00	0	0	(3,831)	(3,831)	

**CORE RECONCILIATION DETAIL**

**STATE**  
**CENTRAL SVS ALLOCATION TRNSFER**

**5. CORE RECONCILIATION DETAIL**

		Budget Class	FTE	GR	Federal	Other	Total	Explanation
<b>GOVERNOR'S ADDITIONAL CORE ADJUSTMENTS</b>								
Core Reallocation	1655 T282	TRF	0.00	0	0	(9,951)	(9,951)	
Core Reallocation	1655 T309	TRF	0.00	0	0	(4,551)	(4,551)	
Core Reallocation	1655 T345	TRF	0.00	0	0	(580)	(580)	
Core Reallocation	1655 T350	TRF	0.00	0	0	(9)	(9)	
Core Reallocation	1655 T372	TRF	0.00	0	0	1,021	1,021	
Core Reallocation	1655 T375	TRF	0.00	0	0	(109)	(109)	
Core Reallocation	1655 T402	TRF	0.00	0	0	211	211	
Core Reallocation	1655 T425	TRF	0.00	0	0	(207)	(207)	
Core Reallocation	1655 T433	TRF	0.00	0	0	3,964	3,964	
Core Reallocation	1655 T435	TRF	0.00	0	0	(709)	(709)	
Core Reallocation	1655 T437	TRF	0.00	0	0	118	118	
Core Reallocation	1655 T493	TRF	0.00	0	0	(340)	(340)	
Core Reallocation	1655 T495	TRF	0.00	0	0	(376)	(376)	
Core Reallocation	1655 T496	TRF	0.00	0	0	(111)	(111)	
Core Reallocation	1655 T497	TRF	0.00	0	0	46	46	
Core Reallocation	1655 T498	TRF	0.00	0	0	1,201	1,201	
Core Reallocation	1655 T501	TRF	0.00	0	0	(889)	(889)	
Core Reallocation	1655 T551	TRF	0.00	0	0	895	895	
Core Reallocation	1655 T611	TRF	0.00	0	0	2,329	2,329	
Core Reallocation	1655 T620	TRF	0.00	0	0	117	117	

**CORE RECONCILIATION DETAIL**

**STATE**  
**CENTRAL SVS ALLOCATION TRNSFER**

**5. CORE RECONCILIATION DETAIL**

		Budget Class	FTE	GR	Federal	Other	Total	Explanation
<b>GOVERNOR'S ADDITIONAL CORE ADJUSTMENTS</b>								
Core Reallocation	1655 T621	TRF	0.00	0	0	31	31	
Core Reallocation	1655 T625	TRF	0.00	0	0	626	626	
Core Reallocation	1655 T627	TRF	0.00	0	0	24,440	24,440	
Core Reallocation	1655 T629	TRF	0.00	0	0	(5,667)	(5,667)	
Core Reallocation	1655 T630	TRF	0.00	0	0	925	925	
Core Reallocation	1655 T643	TRF	0.00	0	0	132	132	
Core Reallocation	1655 T644	TRF	0.00	0	0	(494)	(494)	
Core Reallocation	1655 T646	TRF	0.00	0	0	(125)	(125)	
Core Reallocation	1655 T652	TRF	0.00	0	0	(62,877)	(62,877)	
Core Reallocation	1655 T653	TRF	0.00	0	0	6,977	6,977	
Core Reallocation	1655 T658	TRF	0.00	0	0	45,242	45,242	
Core Reallocation	1655 T664	TRF	0.00	0	0	(321)	(321)	
Core Reallocation	1655 T665	TRF	0.00	0	0	746	746	
Core Reallocation	1655 T669	TRF	0.00	0	0	5,775	5,775	
Core Reallocation	1655 T672	TRF	0.00	0	0	255	255	
Core Reallocation	1655 T673	TRF	0.00	0	0	865	865	
Core Reallocation	1655 T674	TRF	0.00	0	0	(24)	(24)	
Core Reallocation	1655 T675	TRF	0.00	0	0	(686)	(686)	
Core Reallocation	1655 T676	TRF	0.00	0	0	(19)	(19)	
Core Reallocation	1655 T678	TRF	0.00	0	0	2,865	2,865	

**CORE RECONCILIATION DETAIL**

**STATE**  
**CENTRAL SVS ALLOCATION TRNSFER**

**5. CORE RECONCILIATION DETAIL**

		Budget Class	FTE	GR	Federal	Other	Total	Explanation
<b>GOVERNOR'S ADDITIONAL CORE ADJUSTMENTS</b>								
Core Reallocation	1655 T679	TRF	0.00	0	0	(10,489)	(10,489)	
Core Reallocation	1655 T680	TRF	0.00	0	0	(104)	(104)	
Core Reallocation	1655 T681	TRF	0.00	0	0	391	391	
Core Reallocation	1655 T682	TRF	0.00	0	0	9,794	9,794	
Core Reallocation	1655 T685	TRF	0.00	0	0	58,533	58,533	
Core Reallocation	1655 T690	TRF	0.00	0	0	(584)	(584)	
Core Reallocation	1655 T691	TRF	0.00	0	0	(316)	(316)	
Core Reallocation	1655 T692	TRF	0.00	0	0	(121,791)	(121,791)	
Core Reallocation	1655 T693	TRF	0.00	0	0	(11,327)	(11,327)	
Core Reallocation	1655 T694	TRF	0.00	0	0	2,435	2,435	
Core Reallocation	1655 T695	TRF	0.00	0	0	(569)	(569)	
Core Reallocation	1655 T696	TRF	0.00	0	0	49	49	
Core Reallocation	1655 T697	TRF	0.00	0	0	527	527	
Core Reallocation	1655 T699	TRF	0.00	0	0	(1,442)	(1,442)	
Core Reallocation	1655 T700	TRF	0.00	0	0	6,793	6,793	
Core Reallocation	1655 T701	TRF	0.00	0	0	(1)	(1)	
Core Reallocation	1655 T702	TRF	0.00	0	0	(2,499)	(2,499)	
Core Reallocation	1655 T703	TRF	0.00	0	0	(83)	(83)	
Core Reallocation	1655 T704	TRF	0.00	0	0	106	106	
Core Reallocation	1655 T705	TRF	0.00	0	0	(6,017)	(6,017)	

## CORE RECONCILIATION DETAIL

### STATE CENTRAL SVS ALLOCATION TRNSFER

#### 5. CORE RECONCILIATION DETAIL

		Budget Class	FTE	GR	Federal	Other	Total	Explanation
<b>GOVERNOR'S ADDITIONAL CORE ADJUSTMENTS</b>								
Core Reallocation	1655 T707	TRF	0.00	0	0	1,603	1,603	
Core Reallocation	1655 T708	TRF	0.00	0	0	(131)	(131)	
Core Reallocation	1655 T709	TRF	0.00	0	0	(299)	(299)	
Core Reallocation	1655 T710	TRF	0.00	0	0	(275)	(275)	
Core Reallocation	1655 T711	TRF	0.00	0	0	5,250	5,250	
Core Reallocation	1655 T723	TRF	0.00	0	0	144	144	
Core Reallocation	1655 T725	TRF	0.00	0	0	2,897	2,897	
Core Reallocation	1655 T726	TRF	0.00	0	0	187	187	
Core Reallocation	1655 T727	TRF	0.00	0	0	6,199	6,199	
Core Reallocation	1655 T728	TRF	0.00	0	0	(1,342)	(1,342)	
Core Reallocation	1655 T729	TRF	0.00	0	0	16,744	16,744	
Core Reallocation	1655 T730	TRF	0.00	0	0	102	102	
Core Reallocation	1655 T731	TRF	0.00	0	0	1,081	1,081	
Core Reallocation	1655 T732	TRF	0.00	0	0	67	67	
Core Reallocation	1655 T733	TRF	0.00	0	0	(10,678)	(10,678)	
Core Reallocation	1655 T734	TRF	0.00	0	0	36,073	36,073	
Core Reallocation	1655 T735	TRF	0.00	0	0	(320)	(320)	
Core Reallocation	1655 T736	TRF	0.00	0	0	2,702	2,702	
Core Reallocation	1655 T737	TRF	0.00	0	0	13,068	13,068	
Core Reallocation	1655 T740	TRF	0.00	0	0	300	300	

**CORE RECONCILIATION DETAIL**

**STATE**  
**CENTRAL SVS ALLOCATION TRNSFER**

**5. CORE RECONCILIATION DETAIL**

		Budget Class	FTE	GR	Federal	Other	Total	Explanation
<b>GOVERNOR'S ADDITIONAL CORE ADJUSTMENTS</b>								
Core Reallocation	1655 T741	TRF	0.00	0	0	74	74	
Core Reallocation	1655 T743	TRF	0.00	0	0	719	719	
Core Reallocation	1655 T745	TRF	0.00	0	0	6,652	6,652	
Core Reallocation	1655 T747	TRF	0.00	0	0	1,372	1,372	
Core Reallocation	1655 T748	TRF	0.00	0	0	657	657	
Core Reallocation	1655 T749	TRF	0.00	0	0	29,342	29,342	
Core Reallocation	1655 T750	TRF	0.00	0	0	249	249	
Core Reallocation	1655 T751	TRF	0.00	0	0	(360)	(360)	
Core Reallocation	1655 T752	TRF	0.00	0	0	(1,336)	(1,336)	
Core Reallocation	1655 T753	TRF	0.00	0	0	(13)	(13)	
Core Reallocation	1655 T754	TRF	0.00	0	0	(10)	(10)	
Core Reallocation	1655 T755	TRF	0.00	0	0	(3,127)	(3,127)	
Core Reallocation	1655 T756	TRF	0.00	0	0	(2,591)	(2,591)	
Core Reallocation	1655 T759	TRF	0.00	0	0	678	678	
Core Reallocation	1655 T763	TRF	0.00	0	0	1,113	1,113	
Core Reallocation	1655 T765	TRF	0.00	0	0	175	175	
Core Reallocation	1655 T766	TRF	0.00	0	0	2,261	2,261	
Core Reallocation	1655 T767	TRF	0.00	0	0	45,963	45,963	
Core Reallocation	1655 T769	TRF	0.00	0	0	(27,424)	(27,424)	
Core Reallocation	1655 T770	TRF	0.00	0	0	(139)	(139)	



**CORE RECONCILIATION DETAIL**

**STATE**  
**CENTRAL SVS ALLOCATION TRNSFER**

**5. CORE RECONCILIATION DETAIL**

		Budget Class	FTE	GR	Federal	Other	Total	Explanation
<b>GOVERNOR'S ADDITIONAL CORE ADJUSTMENTS</b>								
Core Reallocation	1655 T772	TRF	0.00	0	0	671	671	
Core Reallocation	1655 T773	TRF	0.00	0	0	(2,554)	(2,554)	
Core Reallocation	1655 T774	TRF	0.00	0	0	(115,293)	(115,293)	
Core Reallocation	1655 T776	TRF	0.00	0	0	5,684	5,684	
Core Reallocation	1655 T777	TRF	0.00	0	0	5,483	5,483	
Core Reallocation	1655 T778	TRF	0.00	0	0	(37,224)	(37,224)	
Core Reallocation	1655 T779	TRF	0.00	0	0	(1,529)	(1,529)	
Core Reallocation	1655 T780	TRF	0.00	0	0	2,905	2,905	
Core Reallocation	1655 T781	TRF	0.00	0	0	(10,865)	(10,865)	
Core Reallocation	1655 T782	TRF	0.00	0	0	265	265	
Core Reallocation	1655 T783	TRF	0.00	0	0	2,398	2,398	
Core Reallocation	1655 T784	TRF	0.00	0	0	212	212	
Core Reallocation	1655 T785	TRF	0.00	0	0	(2,139)	(2,139)	
Core Reallocation	1655 T786	TRF	0.00	0	0	(1,351)	(1,351)	
Core Reallocation	1655 T788	TRF	0.00	0	0	16,614	16,614	
Core Reallocation	1655 T789	TRF	0.00	0	0	5,146	5,146	
Core Reallocation	1655 T791	TRF	0.00	0	0	(1,749)	(1,749)	
Core Reallocation	1655 T792	TRF	0.00	0	0	576	576	
Core Reallocation	1655 T793	TRF	0.00	0	0	2,990	2,990	
Core Reallocation	1655 T795	TRF	0.00	0	0	1,846	1,846	

**CORE RECONCILIATION DETAIL**

**STATE**  
**CENTRAL SVS ALLOCATION TRNSFER**

**5. CORE RECONCILIATION DETAIL**

		Budget Class	FTE	GR	Federal	Other	Total	Explanation
<b>GOVERNOR'S ADDITIONAL CORE ADJUSTMENTS</b>								
Core Reallocation	1655 T796	TRF	0.00	0	0	57	57	
Core Reallocation	1655 T797	TRF	0.00	0	0	746	746	
Core Reallocation	1655 T799	TRF	0.00	0	0	797	797	
Core Reallocation	1655 T801	TRF	0.00	0	0	(667)	(667)	
Core Reallocation	1655 T802	TRF	0.00	0	0	(367)	(367)	
Core Reallocation	1655 T803	TRF	0.00	0	0	3,422	3,422	
Core Reallocation	1655 T804	TRF	0.00	0	0	(5,970)	(5,970)	
Core Reallocation	1655 T805	TRF	0.00	0	0	355	355	
Core Reallocation	1655 T806	TRF	0.00	0	0	5,148	5,148	
Core Reallocation	1655 T807	TRF	0.00	0	0	2,216	2,216	
Core Reallocation	1655 T808	TRF	0.00	0	0	(2,676)	(2,676)	
Core Reallocation	1655 T809	TRF	0.00	0	0	(162)	(162)	
Core Reallocation	1655 T813	TRF	0.00	0	0	227	227	
Core Reallocation	1655 T816	TRF	0.00	0	0	(301)	(301)	
Core Reallocation	1655 T817	TRF	0.00	0	0	320	320	
Core Reallocation	1655 T818	TRF	0.00	0	0	540	540	
Core Reallocation	1655 T819	TRF	0.00	0	0	(18)	(18)	
Core Reallocation	1655 T820	TRF	0.00	0	0	206	206	
Core Reallocation	1655 T823	TRF	0.00	0	0	577	577	
Core Reallocation	1655 T826	TRF	0.00	0	0	168	168	

**CORE RECONCILIATION DETAIL**

**STATE**  
**CENTRAL SVS ALLOCATION TRNSFER**

**5. CORE RECONCILIATION DETAIL**

		Budget Class	FTE	GR	Federal	Other	Total	Explanation
<b>GOVERNOR'S ADDITIONAL CORE ADJUSTMENTS</b>								
Core Reallocation	1655 T827	TRF	0.00	0	0	(512)	(512)	
Core Reallocation	1655 T828	TRF	0.00	0	0	(5,004)	(5,004)	
Core Reallocation	1655 T831	TRF	0.00	0	0	205	205	
Core Reallocation	1655 T832	TRF	0.00	0	0	(100)	(100)	
Core Reallocation	1655 T837	TRF	0.00	0	0	38	38	
Core Reallocation	1655 T839	TRF	0.00	0	0	595	595	
Core Reallocation	1655 T840	TRF	0.00	0	0	(824)	(824)	
Core Reallocation	1655 T844	TRF	0.00	0	0	208	208	
Core Reallocation	1655 T845	TRF	0.00	0	0	(128)	(128)	
Core Reallocation	1655 T846	TRF	0.00	0	0	(16)	(16)	
Core Reallocation	1655 T848	TRF	0.00	0	0	390	390	
Core Reallocation	1655 T850	TRF	0.00	0	0	33,060	33,060	
Core Reallocation	1655 T855	TRF	0.00	0	0	(3)	(3)	
Core Reallocation	1655 T856	TRF	0.00	0	0	(4,571)	(4,571)	
Core Reallocation	1655 T857	TRF	0.00	0	0	29,301	29,301	
Core Reallocation	1655 T865	TRF	0.00	0	0	13	13	
Core Reallocation	1655 T866	TRF	0.00	0	0	567	567	
Core Reallocation	1655 T868	TRF	0.00	0	0	759	759	
Core Reallocation	1655 T871	TRF	0.00	0	0	2,295	2,295	
Core Reallocation	1655 T872	TRF	0.00	0	0	(137)	(137)	

**CORE RECONCILIATION DETAIL**

**STATE**  
**CENTRAL SVS ALLOCATION TRNSFER**

**5. CORE RECONCILIATION DETAIL**

			Budget Class	FTE	GR	Federal	Other	Total	Explanation
<b>GOVERNOR'S ADDITIONAL CORE ADJUSTMENTS</b>									
Core Reallocation	1655	T873	TRF	0.00	0	0	(11)	(11)	
Core Reallocation	1655	T875	TRF	0.00	0	0	18,737	18,737	
Core Reallocation	1655	T876	TRF	0.00	0	0	296	296	
Core Reallocation	1655	T878	TRF	0.00	0	0	(23,567)	(23,567)	
Core Reallocation	1655	T913	TRF	0.00	0	0	(636)	(636)	
Core Reallocation	1655	T914	TRF	0.00	0	0	42	42	
Core Reallocation	1655	T920	TRF	0.00	0	0	(1,375)	(1,375)	
Core Reallocation	1655	T926	TRF	0.00	0	0	(108)	(108)	
Core Reallocation	1655	T930	TRF	0.00	0	0	(637)	(637)	
Core Reallocation	1655	T965	TRF	0.00	0	0	(637)	(637)	
Core Reallocation	1655	T966	TRF	0.00	0	0	277	277	
Core Reallocation	1655	T969	TRF	0.00	0	0	(389)	(389)	
Core Reallocation	1655	T006	TRF	0.00	0	0	(123)	(123)	
<b>NET GOVERNOR CHANGES</b>				<b>0.00</b>	<b>0</b>	<b>0</b>	<b>0</b>	<b>0</b>	
<b>GOVERNOR'S RECOMMENDED CORE</b>									
			TRF	0.00	0	0	9,894,605	9,894,605	
<b>Total</b>				<b>0.00</b>	<b>0</b>	<b>0</b>	<b>9,894,605</b>	<b>9,894,605</b>	

## DECISION ITEM SUMMARY

Budget Unit								
Decision Item	FY 2020	FY 2020	FY 2021	FY 2021	FY 2022	FY 2022	FY 2022	FY 2022
Budget Object Summary	ACTUAL	ACTUAL	BUDGET	BUDGET	DEPT REQ	DEPT REQ	GOV REC	GOV REC
Fund	DOLLAR	FTE	DOLLAR	FTE	DOLLAR	FTE	DOLLAR	FTE
<b>CENTRAL SVS ALLOCATION TRANSFER</b>								
<b>CORE</b>								
FUND TRANSFERS								
PHARMACY REBATES	2,466,030	0.00	2,763,630	0.00	2,763,630	0.00	2,700,753	0.00
THIRD PARTY LIABILITY COLLECT	186,640	0.00	163,632	0.00	163,632	0.00	170,609	0.00
STATE TREASURER'S GEN OPERATIO	26,634	0.00	36,238	0.00	36,238	0.00	31,687	0.00
CHILD SUPPORT ENFORCEMENT FUND	66,336	0.00	85,015	0.00	85,015	0.00	130,257	0.00
MOTORCYCLE SAFETY TRUST	2,842	0.00	2,584	0.00	2,584	0.00	2,263	0.00
HEARING INSTRUMENT SPECIALIST	1,040	0.00	172	0.00	172	0.00	918	0.00
MO HEALTHNET FRAUD PROSECUTION	0	0.00	340	0.00	340	0.00	0	0.00
MO HOUSING TRUST	32,716	0.00	31,181	0.00	31,181	0.00	36,956	0.00
STATE COMMITTEE OF INTERPRETER	611	0.00	323	0.00	323	0.00	323	0.00
ELEVATOR SAFETY	7,046	0.00	6,981	0.00	6,981	0.00	7,236	0.00
RESIDENTIAL MORTGAGE LICENSING	15,562	0.00	14,935	0.00	14,935	0.00	15,800	0.00
MO ARTS COUNCIL TRUST	231	0.00	276	0.00	276	0.00	252	0.00
BRD OF GEOLOGIST REGISTRATION	165	0.00	840	0.00	840	0.00	154	0.00
COMM FOR DEAF-CERT OF INTERPRE	660	0.00	869	0.00	869	0.00	850	0.00
SEC OF ST TECHNOLOGY TRUST	26,092	0.00	26,811	0.00	26,811	0.00	29,676	0.00
MO AIR EMISSION REDUCTION	22,478	0.00	23,516	0.00	23,516	0.00	13,027	0.00
MO NAT'L GUARD TRAINING SITE	1,734	0.00	1,626	0.00	1,626	0.00	1,522	0.00
STATEWIDE COURT AUTOMATION	45,327	0.00	44,205	0.00	44,205	0.00	44,596	0.00
NURSING FAC QUALITY OF CARE	26,402	0.00	27,874	0.00	27,874	0.00	37,668	0.00
HEALTH INITIATIVES	406,595	0.00	411,181	0.00	411,181	0.00	469,714	0.00
PEACE OFFICER STAN & TRAIN COM	8,128	0.00	8,031	0.00	8,031	0.00	7,447	0.00
INDEPENDENT LIVING CENTER	2,837	0.00	2,578	0.00	2,578	0.00	2,262	0.00
GAMING COMMISSION FUND	527,666	0.00	559,119	0.00	559,119	0.00	437,328	0.00
MENTAL HEALTH EARNINGS FUND	74,842	0.00	72,042	0.00	72,042	0.00	60,715	0.00
BINGO PROCEEDS FOR EDUCATION	15,028	0.00	16,242	0.00	16,242	0.00	16,035	0.00
GRADE CROSSING SAFETY ACCOUNT	14,049	0.00	14,591	0.00	14,591	0.00	17,026	0.00
ANIMAL HEALTH LABORATORY FEES	9,257	0.00	7,785	0.00	7,785	0.00	7,216	0.00
MAMMOGRAPHY	926	0.00	952	0.00	952	0.00	1,001	0.00
ANIMAL CARE RESERVE	5,688	0.00	6,022	0.00	6,022	0.00	6,549	0.00
HIGHWAY PATROL INSPECTION	13,053	0.00	13,136	0.00	13,136	0.00	11,694	0.00
MO PUBLIC HEALTH SERVICES	67,707	0.00	68,189	0.00	68,189	0.00	74,982	0.00
LIVESTOCK BRANDS	329	0.00	246	0.00	246	0.00	245	0.00
VETERANS' COMMISSION CI TRUST	6,393	0.00	8,705	0.00	8,705	0.00	6,206	0.00

1/22/21 9:37

im\_disummary

## DECISION ITEM SUMMARY

Budget Unit								
Decision Item	FY 2020	FY 2020	FY 2021	FY 2021	FY 2022	FY 2022	FY 2022	FY 2022
Budget Object Summary	ACTUAL	ACTUAL	BUDGET	BUDGET	DEPT REQ	DEPT REQ	GOV REC	GOV REC
Fund	DOLLAR	FTE	DOLLAR	FTE	DOLLAR	FTE	DOLLAR	FTE
<b>CENTRAL SVS ALLOCATION TRANSFER</b>								
<b>CORE</b>								
FUND TRANSFERS								
MISSOURI STATE WATER PATROL	26,733	0.00	27,999	0.00	27,999	0.00	39,830	0.00
COMMODITY COUNCIL MERCHANISING	964	0.00	975	0.00	975	0.00	892	0.00
FEDERAL SURPLUS PROPERTY	4,726	0.00	1,428	0.00	1,428	0.00	1,052	0.00
SP ANIMAL FAC LOAN PROGRAM	1,059	0.00	1,642	0.00	1,642	0.00	1,748	0.00
STATE FAIR FEE	50,173	0.00	53,782	0.00	53,782	0.00	47,765	0.00
STATE PARKS EARNINGS	119,448	0.00	121,156	0.00	121,156	0.00	122,759	0.00
DHEWD OUT-OF-STATE PROGRM FUND	279	0.00	131	0.00	131	0.00	0	0.00
NATURAL RESOURCES REVOLVING SE	774	0.00	841	0.00	841	0.00	542	0.00
AGRI LAND SURVEY REVOLVING SER	1,236	0.00	1,329	0.00	1,329	0.00	1,556	0.00
HISTORIC PRESERVATION REVOLV	186	0.00	548	0.00	548	0.00	273	0.00
HABILITATION CENTER ROOM & BRD	29,019	0.00	27,416	0.00	27,416	0.00	30,504	0.00
MO VETERANS HOMES	258,325	0.00	261,414	0.00	261,414	0.00	266,664	0.00
BLUE BOOK PRINTING	0	0.00	110	0.00	110	0.00	101	0.00
INDUSTRIAL HEMP FUND	0	0.00	0	0.00	0	0.00	2,329	0.00
FASTTRACK WORKFORCE INCENTIVE	0	0.00	0	0.00	0	0.00	626	0.00
QUALITY IMPROVEMENT REVOLVING	216	0.00	111	0.00	111	0.00	0	0.00
OIL AND GAS RESOURCES FUND	784	0.00	783	0.00	783	0.00	660	0.00
DIV ALCOHOL & TOBACCO CTRL	39,587	0.00	41,319	0.00	41,319	0.00	37,488	0.00
STATUTORY REVISION	976	0.00	760	0.00	760	0.00	904	0.00
DIVISION OF CREDIT UNIONS	16,211	0.00	18,180	0.00	18,180	0.00	21,077	0.00
DIV SAVINGS & LOAN SUPERVISION	340	0.00	309	0.00	309	0.00	496	0.00
DIVISION OF FINANCE	112,620	0.00	118,720	0.00	118,720	0.00	124,919	0.00
INSURANCE EXAMINERS FUND	53,152	0.00	52,279	0.00	52,279	0.00	50,937	0.00
NATURAL RESOURCES PROTECTION	6,856	0.00	9,784	0.00	9,784	0.00	26,528	0.00
DEAF RELAY SER & EQ DIST PRGM	8,758	0.00	8,196	0.00	8,196	0.00	8,298	0.00
MO RE APPRS AND APPRMGMT COMPS	5,321	0.00	1,404	0.00	1,404	0.00	2,485	0.00
ENDOWED CARE CEMETERY AUDIT	877	0.00	858	0.00	858	0.00	925	0.00
PROF & PRACT NURSING LOANS	1,003	0.00	11,447	0.00	11,447	0.00	769	0.00
INSURANCE DEDICATED FUND	148,183	0.00	173,554	0.00	173,554	0.00	209,627	0.00
INTERNATIONAL PROMOTIONS REVOL	0	0.00	320	0.00	320	0.00	0	0.00
NRP-WATER POLLUTION PERMIT FEE	49,943	0.00	49,931	0.00	49,931	0.00	53,895	0.00
SOLID WASTE MGMT-SCRAP TIRE	22,144	0.00	25,782	0.00	25,782	0.00	28,484	0.00
SOLID WASTE MANAGEMENT	114,987	0.00	117,688	0.00	117,688	0.00	130,756	0.00

1/22/21 9:37

im\_disummary

## DECISION ITEM SUMMARY

Budget Unit								
Decision Item	FY 2020	FY 2020	FY 2021	FY 2021	FY 2022	FY 2022	FY 2022	FY 2022
Budget Object Summary	ACTUAL	ACTUAL	BUDGET	BUDGET	DEPT REQ	DEPT REQ	GOV REC	GOV REC
Fund	DOLLAR	FTE	DOLLAR	FTE	DOLLAR	FTE	DOLLAR	FTE
<b>CENTRAL SVS ALLOCATION TRANSFER</b>								
<b>CORE</b>								
FUND TRANSFERS								
LICENSED SOCIAL WORKERS	2,274	0.00	2,323	0.00	2,323	0.00	2,623	0.00
METALLIC MINERALS WASTE MGMT	797	0.00	829	0.00	829	0.00	903	0.00
LOCAL RECORDS PRESERVATION	10,102	0.00	10,508	0.00	10,508	0.00	11,227	0.00
SPINAL CORD INJURY	5,690	0.00	5,177	0.00	5,177	0.00	4,541	0.00
STATE COMMITTEE OF PSYCHOLOGST	1,683	0.00	424	0.00	424	0.00	7,076	0.00
MANUFACTURED HOUSING FUND	4,802	0.00	4,605	0.00	4,605	0.00	5,977	0.00
NRP-AIR POLLUTION ASBESTOS FEE	6,661	0.00	6,326	0.00	6,326	0.00	6,983	0.00
PETROLEUM STORAGE TANK INS	84,261	0.00	96,426	0.00	96,426	0.00	125,768	0.00
UNDERGROUND STOR TANK REG PROG	598	0.00	1,913	0.00	1,913	0.00	2,162	0.00
CHEMICAL EMERGENCY PREPAREDNES	8,677	0.00	9,554	0.00	9,554	0.00	9,194	0.00
MOTOR VEHICLE COMMISSION	10,718	0.00	17,402	0.00	17,402	0.00	16,066	0.00
HEALTH SPA REGULATORY FUND	154	0.00	127	0.00	127	0.00	114	0.00
MISSOURI CASA	755	0.00	729	0.00	729	0.00	771	0.00
STATE FORENSIC LABORATORY	6,136	0.00	5,825	0.00	5,825	0.00	5,815	0.00
SERVICES TO VICTIMS	21,444	0.00	20,571	0.00	20,571	0.00	17,444	0.00
NRP-AIR POLLUTION PERMIT FEE	66,289	0.00	65,715	0.00	65,715	0.00	63,124	0.00
MO ONE START JOB DEVELOPMENT	387	0.00	0	0.00	0	0.00	678	0.00
PUBLIC SERVICE COMMISSION	199,755	0.00	197,628	0.00	197,628	0.00	198,741	0.00
DEPT OF REVENUE INFORMATION	7,934	0.00	7,364	0.00	7,364	0.00	7,539	0.00
DOSS EDUCATIONAL IMPROVEMENT	33,653	0.00	28,908	0.00	28,908	0.00	31,169	0.00
TORT VICTIMS' COMPENSATION	6,501	0.00	54,993	0.00	54,993	0.00	100,956	0.00
HEALTHY FAMILIES TRUST	710,444	0.00	740,627	0.00	740,627	0.00	713,203	0.00
BOARD OF ACCOUNTANCY	7,260	0.00	4,785	0.00	4,785	0.00	4,646	0.00
BOARD OF PODIATRIC MEDICINE	0	0.00	0	0.00	0	0.00	671	0.00
BOARD OF CHIROPRACTIC EXAMINER	357	0.00	2,906	0.00	2,906	0.00	352	0.00
MERCHANDISE PRACTICES	9,642	0.00	117,551	0.00	117,551	0.00	2,258	0.00
BOARD OF EMBALM & FUN DIR	4,381	0.00	4,750	0.00	4,750	0.00	10,434	0.00
BOARD OF REG FOR HEALING ARTS	29,348	0.00	28,325	0.00	28,325	0.00	33,808	0.00
BOARD OF NURSING	15,824	0.00	52,402	0.00	52,402	0.00	15,178	0.00
OPTOMETRY FUND	130	0.00	1,675	0.00	1,675	0.00	146	0.00
BOARD OF PHARMACY	12,830	0.00	20,280	0.00	20,280	0.00	23,185	0.00
MO REAL ESTATE COMMISSION	13,984	0.00	21,014	0.00	21,014	0.00	10,149	0.00
VETERINARY MEDICAL BOARD	874	0.00	2,291	0.00	2,291	0.00	2,556	0.00

1/22/21 9:37

im\_disummary

## DECISION ITEM SUMMARY

Budget Unit								
Decision Item	FY 2020	FY 2020	FY 2021	FY 2021	FY 2022	FY 2022	FY 2022	FY 2022
Budget Object Summary	ACTUAL	ACTUAL	BUDGET	BUDGET	DEPT REQ	DEPT REQ	GOV REC	GOV REC
Fund	DOLLAR	FTE	DOLLAR	FTE	DOLLAR	FTE	DOLLAR	FTE
<b>CENTRAL SVS ALLOCATION TRANSFER</b>								
<b>CORE</b>								
FUND TRANSFERS								
MILK INSPECTION FEES	11,392	0.00	11,328	0.00	11,328	0.00	13,726	0.00
DEPT HEALTH & SR SV DOCUMENT	443	0.00	317	0.00	317	0.00	529	0.00
GRAIN INSPECTION FEES	42,125	0.00	34,338	0.00	34,338	0.00	32,199	0.00
PETITION AUDIT REVOLVING TRUST	1,844	0.00	7,160	0.00	7,160	0.00	5,809	0.00
EXCELLENCE IN EDUCATION	25,071	0.00	24,908	0.00	24,908	0.00	24,199	0.00
WORKERS COMPENSATION	164,089	0.00	162,235	0.00	162,235	0.00	178,849	0.00
WORKERS COMP-SECOND INJURY	918,167	0.00	954,549	0.00	954,549	0.00	959,695	0.00
ENVIRONMENTAL RADIATION MONITR	1,467	0.00	1,527	0.00	1,527	0.00	1,573	0.00
RAILROAD EXPENSE	10,008	0.00	12,780	0.00	12,780	0.00	11,031	0.00
GROUNDWATER PROTECTION	8,098	0.00	8,169	0.00	8,169	0.00	8,745	0.00
PETROLEUM INSPECTION FUND	35,179	0.00	36,530	0.00	36,530	0.00	39,520	0.00
ANTITRUST REVOLVING	7,079	0.00	0	0.00	0	0.00	1,846	0.00
ENERGY SET-ASIDE PROGRAM	7,790	0.00	9,199	0.00	9,199	0.00	9,256	0.00
MISSOURI LAND SURVEY FUND	11,435	0.00	11,807	0.00	11,807	0.00	12,553	0.00
LEGAL DEFENSE AND DEFENDER	5,299	0.00	2,844	0.00	2,844	0.00	3,641	0.00
COMMITTEE OF PROF COUNSELORS	1,199	0.00	1,890	0.00	1,890	0.00	1,223	0.00
HIGHWAY PATROL ACADEMY	2,315	0.00	2,366	0.00	2,366	0.00	1,999	0.00
HAZARDOUS WASTE FUND	44,649	0.00	56,689	0.00	56,689	0.00	60,111	0.00
DENTAL BOARD FUND	1,395	0.00	6,919	0.00	6,919	0.00	949	0.00
BRD OF ARCH,ENG,LND SUR,LND AR	7,004	0.00	7,163	0.00	7,163	0.00	7,518	0.00
SAFE DRINKING WATER FUND	47,944	0.00	48,011	0.00	48,011	0.00	53,159	0.00
MO OFFICE OF PROSECUTION SERV	6,871	0.00	9,857	0.00	9,857	0.00	12,073	0.00
CRIME VICTIMS COMP FUND	49,456	0.00	50,489	0.00	50,489	0.00	47,813	0.00
AGRICULTURE BUSINESS DEVELOPMT	354	0.00	483	0.00	483	0.00	321	0.00
ATHLETIC FUND	1,773	0.00	1,902	0.00	1,902	0.00	1,601	0.00
CHILDREN'S TRUST	1,588	0.00	1,674	0.00	1,674	0.00	1,994	0.00
HP MTR VEHICLE/AIRCRAFT/WTRCRFT	4,958	0.00	3,354	0.00	3,354	0.00	3,894	0.00
MERAMEC-ONONDAGA STATE PARKS	136	0.00	205	0.00	205	0.00	187	0.00
PROCEEDS OF SURPLUS PROPERTY	0	0.00	0	0.00	0	0.00	206	0.00
MO ELECTRICAL INDUSTRY LIC	0	0.00	0	0.00	0	0.00	925	0.00
PROP SCHOOL CERT FUND	1,731	0.00	3,973	0.00	3,973	0.00	3,336	0.00
JUVENILE JUSTICE FUND	0	0.00	10,361	0.00	10,361	0.00	10,361	0.00
BRAIN INJURY FUND	5,684	0.00	5,158	0.00	5,158	0.00	4,521	0.00

1/22/21 9:37

im\_disummary



## DECISION ITEM SUMMARY

Budget Unit								
Decision Item	FY 2020	FY 2020	FY 2021	FY 2021	FY 2022	FY 2022	FY 2022	FY 2022
Budget Object Summary	ACTUAL	ACTUAL	BUDGET	BUDGET	DEPT REQ	DEPT REQ	GOV REC	GOV REC
Fund	DOLLAR	FTE	DOLLAR	FTE	DOLLAR	FTE	DOLLAR	FTE
<b>CENTRAL SVS ALLOCATION TRANSFER</b>								
<b>CORE</b>								
FUND TRANSFERS								
BOILER & PRESSURE VESSELS SAFE	7,823	0.00	7,550	0.00	7,550	0.00	7,827	0.00
BASIC CIVIL LEGAL SERVICES	38,701	0.00	39,793	0.00	39,793	0.00	40,948	0.00
HIGHWAY PATROL TRAFFIC RECORDS	1,348	0.00	1,518	0.00	1,518	0.00	1,873	0.00
LIFE SCIENCES RESEARCH TRUST	357,403	0.00	377,904	0.00	377,904	0.00	371,597	0.00
DNA PROFILING ANALYSIS	12,103	0.00	11,331	0.00	11,331	0.00	10,751	0.00
DEP OF REVENUE SPECIALTY PLATE	103	0.00	0	0.00	0	0.00	118	0.00
MISSOURI RX PLAN FUND	58,815	0.00	20,591	0.00	20,591	0.00	14,924	0.00
PUTATIVE FATHER REGISTRY	1,543	0.00	1,568	0.00	1,568	0.00	1,700	0.00
ASSISTIVE TECHNOLOGY TRUST	594	0.00	648	0.00	648	0.00	154	0.00
ECON DEVELOP ADVANCEMENT FUND	35,471	0.00	58,455	0.00	58,455	0.00	64,420	0.00
BRD OF COSMETOLOGY & BARBER EX	15,946	0.00	3,824	0.00	3,824	0.00	28,264	0.00
MISSOURI WINE AND GRAPE FUND	19,212	0.00	19,290	0.00	19,290	0.00	20,219	0.00
PART C EARLY INTERVENTION FUND	571	0.00	1,057	0.00	1,057	0.00	932	0.00
ACCESS MO FINANCIAL ASSISTANCE	892	0.00	1,034	0.00	1,034	0.00	1,091	0.00
GEOLOGIC RESOURCES FUND	2,014	0.00	2,058	0.00	2,058	0.00	2,301	0.00
BOARD OF PI&PI FIRE EXAMINERS	1,576	0.00	330	0.00	330	0.00	1,531	0.00
MO EXPLOSIVES SAFETY ACT ADMIN	1,245	0.00	1,123	0.00	1,123	0.00	1,310	0.00
MP WRP RENEWABLE WATER PROGRAM	0	0.00	177	0.00	177	0.00	1,198	0.00
MARITAL & FAMILY THERAPISTS	590	0.00	0	0.00	0	0.00	577	0.00
FIRE EDUCATION FUND	1,675	0.00	1,681	0.00	1,681	0.00	1,892	0.00
CHILD LABOR ENFORCEMENT	0	0.00	0	0.00	0	0.00	168	0.00
INMATE INCAR REIMB ACT REVOLV	2,872	0.00	3,465	0.00	3,465	0.00	2,953	0.00
INVESTOR EDUC & PROTECTION	1,563	0.00	6,130	0.00	6,130	0.00	1,126	0.00
RESPIRATORY CARE PRACTITIONERS	696	0.00	763	0.00	763	0.00	968	0.00
CONCENT ANIMAL FEEDING	0	0.00	100	0.00	100	0.00	0	0.00
STATE TRANSPORT ASSIST REVOLV	645	0.00	936	0.00	936	0.00	974	0.00
CRIM JUSTICE NETWORK/TECH REVO	10,103	0.00	9,369	0.00	9,369	0.00	9,369	0.00
MO OFFICE-PROSECUTION SERVICES	398	0.00	223	0.00	223	0.00	818	0.00
MO BRD OCCUPATIONAL THERAPY	213	0.00	1,166	0.00	1,166	0.00	342	0.00
DOM RELATIONS RESOLUTION-JUD	2,196	0.00	2,164	0.00	2,164	0.00	2,372	0.00
CORR SUBSTANCE ABUSE EARNINGS	1,309	0.00	458	0.00	458	0.00	330	0.00
MO WINE MARKETING/RESEARCH DEV	443	0.00	294	0.00	294	0.00	278	0.00
DIETITIAN	441	0.00	123	0.00	123	0.00	513	0.00

1/22/21 9:37

im\_disummary

## DECISION ITEM SUMMARY

Budget Unit								
Decision Item	FY 2020	FY 2020	FY 2021	FY 2021	FY 2022	FY 2022	FY 2022	FY 2022
Budget Object Summary	ACTUAL	ACTUAL	BUDGET	BUDGET	DEPT REQ	DEPT REQ	GOV REC	GOV REC
Fund	DOLLAR	FTE	DOLLAR	FTE	DOLLAR	FTE	DOLLAR	FTE
<b>CENTRAL SVS ALLOCATION TRANSFER</b>								
<b>CORE</b>								
FUND TRANSFERS								
EARLY CHILDHOOD DEV EDU/CARE	362,533	0.00	369,059	0.00	369,059	0.00	402,119	0.00
MODEX	6,633	0.00	5,939	0.00	5,939	0.00	4,564	0.00
KIDS' CHANCE SCHOLARSHIP	114	0.00	192	0.00	192	0.00	189	0.00
ACUPUNCTURIST	0	0.00	108	0.00	108	0.00	0	0.00
TATTOO	907	0.00	1,404	0.00	1,404	0.00	1,015	0.00
MASSAGE THERAPY	913	0.00	5,532	0.00	5,532	0.00	961	0.00
PREMIUM	146,518	0.00	131,829	0.00	131,829	0.00	161,130	0.00
AGRIMISSOURI	759	0.00	545	0.00	545	0.00	693	0.00
CHILDHOOD LEAD TESTING	285	0.00	223	0.00	223	0.00	180	0.00
NATIONAL GUARD TRUST	325	0.00	580	0.00	580	0.00	593	0.00
AGRICULTURE DEVELOPMENT	1,039	0.00	1,165	0.00	1,165	0.00	1,732	0.00
MINED LAND RECLAMATION	6,197	0.00	6,491	0.00	6,491	0.00	7,250	0.00
INSTITUTION GIFT TRUST	0	0.00	0	0.00	0	0.00	2,295	0.00
MENTAL HEALTH TRUST	979	0.00	1,440	0.00	1,440	0.00	1,303	0.00
SEC OF ST-WOLFNER LIBRARY	0	0.00	127	0.00	127	0.00	116	0.00
ENERGY FUTURES FUND	3,418	0.00	4,281	0.00	4,281	0.00	3,392	0.00
CIG FIRE SAFE & FIREFIGHTER PR	146	0.00	175	0.00	175	0.00	1,070	0.00
SPECIAL EMPLOYMENT SECURITY	75,220	0.00	27,398	0.00	27,398	0.00	46,135	0.00
CHILD SPECIAL HLTH CARE NEEDS	0	0.00	0	0.00	0	0.00	296	0.00
AVIATION TRUST FUND	71,157	0.00	76,192	0.00	76,192	0.00	52,625	0.00
UNEMPLOYMENT AUTOMATION	777	0.00	255	0.00	255	0.00	0	0.00
AGRICULTURE PROTECTION	96,930	0.00	100,213	0.00	100,213	0.00	100,213	0.00
MINE INSPECTION	646	0.00	625	0.00	625	0.00	656	0.00
TOBACCO CONTROL SPECIAL	0	0.00	0	0.00	0	0.00	117	0.00
LARGE CARNIVORE	0	0.00	109	0.00	109	0.00	0	0.00
MEDICAID PROVIDER ENROLLMENT	1,939	0.00	13,399	0.00	13,399	0.00	3,448	0.00
TOTAL - TRF	9,222,751	0.00	9,894,605	0.00	9,894,605	0.00	9,894,605	0.00
<b>TOTAL</b>	<b>9,222,751</b>	<b>0.00</b>	<b>9,894,605</b>	<b>0.00</b>	<b>9,894,605</b>	<b>0.00</b>	<b>9,894,605</b>	<b>0.00</b>
<b>FY22 CSCAP NDI - 1300030</b>								
FUND TRANSFERS								
STATE COMMITTEE OF INTERPRETER	0	0.00	0	0.00	0	0.00	192	0.00

1/22/21 9:37

im\_disummary

## DECISION ITEM SUMMARY

Budget Unit								
Decision Item	FY 2020	FY 2020	FY 2021	FY 2021	FY 2022	FY 2022	FY 2022	FY 2022
Budget Object Summary	ACTUAL	ACTUAL	BUDGET	BUDGET	DEPT REQ	DEPT REQ	GOV REC	GOV REC
Fund	DOLLAR	FTE	DOLLAR	FTE	DOLLAR	FTE	DOLLAR	FTE
<b>CENTRAL SVS ALLOCATION TRNSFER</b>								
<b>FY22 CSCAP NDI - 1300030</b>								
FUND TRANSFERS								
JUVENILE JUSTICE FUND	0	0.00	0	0.00	0	0.00	3,425	0.00
CRIM JUSTICE NETWORK/TECH REVO	0	0.00	0	0.00	0	0.00	401	0.00
AGRICULTURE PROTECTION	0	0.00	0	0.00	0	0.00	25,194	0.00
TOTAL - TRF	0	0.00	0	0.00	0	0.00	29,212	0.00
<b>TOTAL</b>	<b>0</b>	<b>0.00</b>	<b>0</b>	<b>0.00</b>	<b>0</b>	<b>0.00</b>	<b>29,212</b>	<b>0.00</b>
<b>GRAND TOTAL</b>	<b>\$9,222,751</b>	<b>0.00</b>	<b>\$9,894,605</b>	<b>0.00</b>	<b>\$9,894,605</b>	<b>0.00</b>	<b>\$9,923,817</b>	<b>0.00</b>

1/22/21 9:37

im\_disummary

# DECISION ITEM DETAIL

Budget Unit	FY 2020	FY 2020	FY 2021	FY 2021	FY 2022	FY 2022	FY 2022	FY 2022
Decision Item	ACTUAL	ACTUAL	BUDGET	BUDGET	DEPT REQ	DEPT REQ	GOV REC	GOV REC
Budget Object Class	DOLLAR	FTE	DOLLAR	FTE	DOLLAR	FTE	DOLLAR	FTE
<b>CENTRAL SVS ALLOCATION TRANSFER</b>								
<b>CORE</b>								
TRANSFERS OUT	9,222,751	0.00	9,894,605	0.00	9,894,605	0.00	9,894,605	0.00
TOTAL - TRF	9,222,751	0.00	9,894,605	0.00	9,894,605	0.00	9,894,605	0.00
<b>GRAND TOTAL</b>	<b>\$9,222,751</b>	<b>0.00</b>	<b>\$9,894,605</b>	<b>0.00</b>	<b>\$9,894,605</b>	<b>0.00</b>	<b>\$9,894,605</b>	<b>0.00</b>
GENERAL REVENUE	\$0	0.00	\$0	0.00	\$0	0.00	\$0	0.00
FEDERAL FUNDS	\$0	0.00	\$0	0.00	\$0	0.00	\$0	0.00
OTHER FUNDS	\$9,222,751	0.00	\$9,894,605	0.00	\$9,894,605	0.00	\$9,894,605	0.00



## NEW DECISION ITEM

RANK: \_\_\_\_\_ OF \_\_\_\_\_

Department	Office of Administration	Budget Unit	32605C
Division	Administrative Disbursements		
DI Name	Central Services Cost Allocation Transfer NDI	DI# 1300030	HB Section 5.285

## 1. AMOUNT OF REQUEST

FY 2022 Budget Request				
	GR	Federal	Other	Total
PS	0	0	0	0
EE	0	0	0	0
PSD	0	0	0	0
TRF	0	0	0	0
Total	0	0	0	0
FTE	0.00	0.00	0.00	0.00

Est. Fringe	0	0	0	0
-------------	---	---	---	---

Note: Fringes budgeted in House Bill 5 except for certain fringes budgeted directly to MoDOT, Highway Patrol, and Conservation.

Other Funds:

FY 2022 Governor's Recommendation				
	GR	Federal	Other	Total
PS	0	0	0	0
EE	0	0	0	0
PSD	0	0	0	0
TRF	0	0	29,212	29,212
Total	0	0	29,212	29,212
FTE	0.00	0.00	0.00	0.00

Est. Fringe	0	0	0	0
-------------	---	---	---	---

Note: Fringes budgeted in House Bill 5 except for certain fringes budgeted directly to MoDOT, Highway Patrol, and Conservation.

Other Funds: Various

## 2. THIS REQUEST CAN BE CATEGORIZED AS:

<input type="checkbox"/> New Legislation	<input type="checkbox"/> New Program	<input type="checkbox"/> Fund Switch
<input type="checkbox"/> Federal Mandate	<input type="checkbox"/> Program Expansion	<input type="checkbox"/> Cost to Continue
<input type="checkbox"/> GR Pick-Up	<input type="checkbox"/> Space Request	<input type="checkbox"/> Equipment Replacement
<input type="checkbox"/> Pay Plan	<input checked="" type="checkbox"/> Other: Additional transfer authority	

## 3. WHY IS THIS FUNDING NEEDED? PROVIDE AN EXPLANATION FOR ITEMS CHECKED IN #2. INCLUDE THE FEDERAL OR STATE STATUTORY OR CONSTITUTIONAL AUTHORIZATION FOR THIS PROGRAM.

Based on actual activity in FY20, additional non-count authority is needed in order to allocate costs in FY22.

**NEW DECISION ITEM**

RANK: \_\_\_\_\_ OF \_\_\_\_\_

Department	Office of Administration	Budget Unit	32605C
Division	Administrative Disbursements		
DI Name	Central Services Cost Allocation Transfer NDI	DI# 1300030	HB Section 5.285

**4. DESCRIBE THE DETAILED ASSUMPTIONS USED TO DERIVE THE SPECIFIC REQUESTED AMOUNT. (How did you determine that the requested number of FTE were appropriate? From what source or standard did you derive the requested levels of funding? Were alternatives such as outsourcing or automation considered? If based on new legislation, does request tie to TAFP fiscal note? If not, explain why. Detail which portions of the request are one-times and how those amounts were calculated.)**

Additional non-count transfer authority needed in excess of available Central Services Cost Allocation Pool (CSCAP) core funding.

**5. BREAK DOWN THE REQUEST BY BUDGET OBJECT CLASS, JOB CLASS, AND FUND SOURCE. IDENTIFY ONE-TIME COSTS.**

Budget Object Class/Job Class	Dept Req GR DOLLARS	Dept Req GR FTE	Dept Req FED DOLLAR S	Dept Req FED FTE	Dept Req OTHER DOLLARS	Dept Req OTHER FTE	Dept Req TOTAL DOLLARS	Dept Req TOTAL FTE	Dept Req One- Time DOLLAR S
							0		
							0	0.0	
<b>Total PS</b>	0	0.0	0	0.0	0	0.0	0	0.0	0
<b>Total EE</b>	0		0		0		0		0
Program Distributions							0		
<b>Total PSD</b>	0		0		0		0		0
820 Transfer Out					0		0		
<b>Total TRF</b>	0		0		0		0		0
<b>Grand Total</b>	0	0.0	0	0.0	0	0.0	0	0.0	0

**NEW DECISION ITEM**

RANK: \_\_\_\_\_ OF \_\_\_\_\_

Department	Office of Administration			Budget Unit		32605C			
Division	Administrative Disbursements								
DI Name	Central Services Cost Allocation Transfer NDI			DI# 1300030	HB Section		5.285		
	Gov Rec	Gov Rec	Gov Rec	Gov Rec	Gov Rec	Gov Rec	Gov Rec	Gov Rec	Gov Rec
			FED						One-
	GR	GR	DOLLAR	FED	OTHER	OTHER	TOTAL	TOTAL	Time
Budget Object Class/Job Class	DOLLARS	FTE	S	FTE	DOLLARS	FTE	DOLLARS	FTE	DOLLAR
									S
Total PS	0	0.0	0	0.0	0	0.0	0	0.0	0
Total EE	0		0		0		0		0
Program Distributions							0		
Total PSD	0		0		0		0		0
820 Transfers Out	0				29,212		29,212		
Total TRF	0		0		29,212		29,212		0
Grand Total	0	0.0	0	0.0	29,212	0.0	29,212	0.0	0



# DECISION ITEM DETAIL

Budget Unit	FY 2020	FY 2020	FY 2021	FY 2021	FY 2022	FY 2022	FY 2022	FY 2022
Decision Item	ACTUAL	ACTUAL	BUDGET	BUDGET	DEPT REQ	DEPT REQ	GOV REC	GOV REC
Budget Object Class	DOLLAR	FTE	DOLLAR	FTE	DOLLAR	FTE	DOLLAR	FTE
<b>CENTRAL SVS ALLOCATION TRNSFER</b>								
<b>FY22 CSCAP NDI - 1300030</b>								
TRANSFERS OUT	0	0.00	0	0.00	0	0.00	29,212	0.00
<b>TOTAL - TRF</b>	<b>0</b>	<b>0.00</b>	<b>0</b>	<b>0.00</b>	<b>0</b>	<b>0.00</b>	<b>29,212</b>	<b>0.00</b>
<b>GRAND TOTAL</b>	<b>\$0</b>	<b>0.00</b>	<b>\$0</b>	<b>0.00</b>	<b>\$0</b>	<b>0.00</b>	<b>\$29,212</b>	<b>0.00</b>
<b>GENERAL REVENUE</b>								
	<b>\$0</b>	<b>0.00</b>	<b>\$0</b>	<b>0.00</b>	<b>\$0</b>	<b>0.00</b>	<b>\$0</b>	<b>0.00</b>
<b>FEDERAL FUNDS</b>								
	<b>\$0</b>	<b>0.00</b>	<b>\$0</b>	<b>0.00</b>	<b>\$0</b>	<b>0.00</b>	<b>\$0</b>	<b>0.00</b>
<b>OTHER FUNDS</b>								
	<b>\$0</b>	<b>0.00</b>	<b>\$0</b>	<b>0.00</b>	<b>\$0</b>	<b>0.00</b>	<b>\$29,212</b>	<b>0.00</b>



### CORE DECISION ITEM

Department Office of Administration	Budget Unit 32606C
Division Administrative Disbursements	
Core Statewide Dues Allocation	HB Section 5.290

#### 1. CORE FINANCIAL SUMMARY

FY 2022 Budget Request					FY 2022 Governor's Recommendation						
	GR	Federal	Other	Total	E		GR	Federal	Other	Total	E
PS	0	0	0	0		PS	0	0	0	0	
EE	222,000	0	0	222,000		EE	222,000	0	0	222,000	
PSD	0	0	0	0		PSD	0	0	0	0	
TRF	0	0	0	0		TRF	0	0	0	0	
Total	222,000	0	0	222,000		Total	222,000	0	0	222,000	
FTE	0.00	0.00	0.00	0.00		FTE	0.00	0.00	0.00	0.00	
Est. Fringe	0	0	0	0		Est. Fringe	0	0	0	0	
Note: Fringes budgeted in House Bill 5 except for certain fringes budgeted directly to MoDOT, Highway Patrol, and Conservation.						Note: Fringes budgeted in House Bill 5 except for certain fringes budgeted directly to MoDOT, Highway Patrol, and Conservation.					

Other Funds:

Other Funds:

#### 2. CORE DESCRIPTION

To fund association dues for the Council of State Governments.

#### 3. PROGRAM LISTING (list programs included in this core funding)

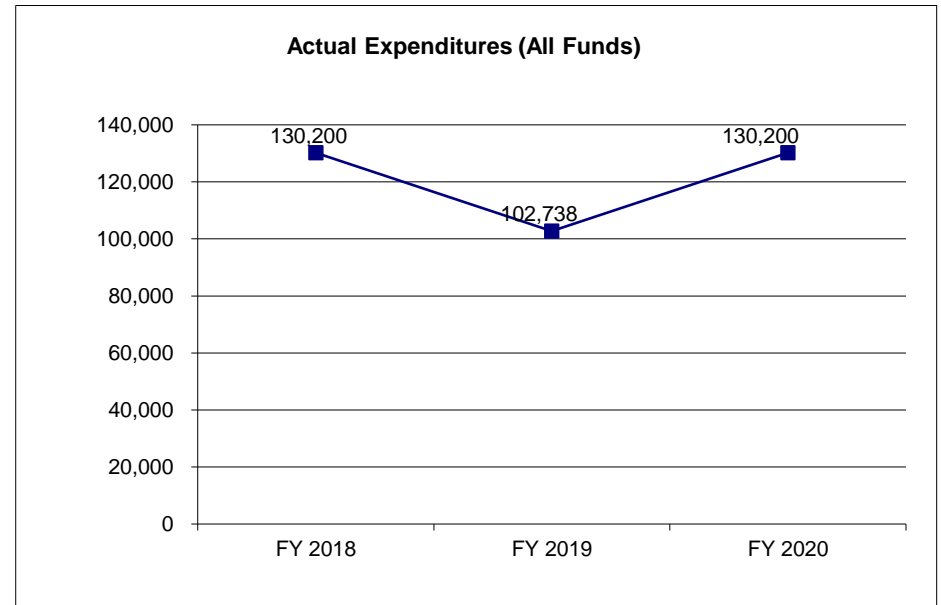
N/A

# CORE DECISION ITEM

Department Office of Administration	Budget Unit 32606C
Division Administrative Disbursements	
Core Statewide Dues Allocation	HB Section 5.290

## 4. FINANCIAL HISTORY

	FY 2018 Actual	FY 2019 Actual	FY 2020 Actual	FY 2021 Current Yr.
Appropriation (All Funds)	231,000	130,200	130,200	222,000
Less Reverted (All Funds)	0	0	0	0
Less Restricted (All Funds)*	0			0
Budget Authority (All Funds)	231,000	130,200	130,200	222,000
Actual Expenditures (All Funds)	130,200	102,738	130,200	N/A
Unexpended (All Funds)	100,800	27,462	0	N/A
Unexpended, by Fund:				
General Revenue	100,800	27,462	0	N/A
Federal	0	0	0	N/A
Other	0	0	0	N/A



\*Restricted amount is as of \_\_\_\_

Reverted includes the statutory three-percent reserve amount (when applicable).

Restricted includes any Governor's Expenditure Restrictions which remained at the end of the fiscal year (when applicable).

### NOTES:

**CORE RECONCILIATION DETAIL**

**STATE  
STATEWIDE DUES**

**5. CORE RECONCILIATION DETAIL**

	<b>Budget Class</b>	<b>FTE</b>	<b>GR</b>	<b>Federal</b>	<b>Other</b>	<b>Total</b>	<b>Explanation</b>
<b>TAFP AFTER VETOES</b>							
	EE	0.00	222,000	0	0	222,000	
	<b>Total</b>	<b>0.00</b>	<b>222,000</b>	<b>0</b>	<b>0</b>	<b>222,000</b>	
<b>DEPARTMENT CORE REQUEST</b>							
	EE	0.00	222,000	0	0	222,000	
	<b>Total</b>	<b>0.00</b>	<b>222,000</b>	<b>0</b>	<b>0</b>	<b>222,000</b>	
<b>GOVERNOR'S RECOMMENDED CORE</b>							
	EE	0.00	222,000	0	0	222,000	
	<b>Total</b>	<b>0.00</b>	<b>222,000</b>	<b>0</b>	<b>0</b>	<b>222,000</b>	

## DECISION ITEM SUMMARY

Budget Unit									
Decision Item	FY 2020	FY 2020	FY 2021	FY 2021	FY 2022	FY 2022	FY 2022	FY 2022	FY 2022
Budget Object Summary	ACTUAL	ACTUAL	BUDGET	BUDGET	DEPT REQ	DEPT REQ	GOV REC	GOV REC	GOV REC
Fund	DOLLAR	FTE	DOLLAR	FTE	DOLLAR	FTE	DOLLAR	FTE	FTE
<b>STATEWIDE DUES</b>									
<b>CORE</b>									
EXPENSE & EQUIPMENT									
GENERAL REVENUE	130,200	0.00	222,000	0.00	222,000	0.00	222,000	0.00	0.00
TOTAL - EE	130,200	0.00	222,000	0.00	222,000	0.00	222,000	0.00	0.00
<b>TOTAL</b>	<b>130,200</b>	<b>0.00</b>	<b>222,000</b>	<b>0.00</b>	<b>222,000</b>	<b>0.00</b>	<b>222,000</b>	<b>0.00</b>	<b>0.00</b>
<b>GRAND TOTAL</b>	<b>\$130,200</b>	<b>0.00</b>	<b>\$222,000</b>	<b>0.00</b>	<b>\$222,000</b>	<b>0.00</b>	<b>\$222,000</b>	<b>0.00</b>	<b>0.00</b>

1/22/21 9:37

im\_disummary

# DECISION ITEM DETAIL

Budget Unit	FY 2020	FY 2020	FY 2021	FY 2021	FY 2022	FY 2022	FY 2022	FY 2022
Decision Item	ACTUAL	ACTUAL	BUDGET	BUDGET	DEPT REQ	DEPT REQ	GOV REC	GOV REC
Budget Object Class	DOLLAR	FTE	DOLLAR	FTE	DOLLAR	FTE	DOLLAR	FTE
<b>STATEWIDE DUES</b>								
<b>CORE</b>								
PROFESSIONAL DEVELOPMENT	130,200	0.00	222,000	0.00	222,000	0.00	222,000	0.00
<b>TOTAL - EE</b>	<b>130,200</b>	<b>0.00</b>	<b>222,000</b>	<b>0.00</b>	<b>222,000</b>	<b>0.00</b>	<b>222,000</b>	<b>0.00</b>
<b>GRAND TOTAL</b>	<b>\$130,200</b>	<b>0.00</b>	<b>\$222,000</b>	<b>0.00</b>	<b>\$222,000</b>	<b>0.00</b>	<b>\$222,000</b>	<b>0.00</b>
GENERAL REVENUE	\$130,200	0.00	\$222,000	0.00	\$222,000	0.00	\$222,000	0.00
FEDERAL FUNDS	\$0	0.00	\$0	0.00	\$0	0.00	\$0	0.00
OTHER FUNDS	\$0	0.00	\$0	0.00	\$0	0.00	\$0	0.00





## CORE DECISION ITEM

Department	Office of Administration	Budget Unit	32319
Division	Administrative Disbursements		
Core -	Flood Control Leases	HB Section	5.295

### 1. CORE FINANCIAL SUMMARY

FY 2022 Budget Request					FY 2022 Governor's Recommendation						
	GR	Federal	Other	Total	E		GR	Federal	Other	Total	E
PS	0	0	0	0		PS	0	0	0	0	
EE	0	0	0	0		EE	0	0	0	0	
PSD	0	1,800,000	0	1,800,000		PSD	0	1,800,000	0	1,800,000	
TRF	0	0	0	0		TRF	0	0	0	0	
Total	0	1,800,000	0	1,800,000		Total	0	1,800,000	0	1,800,000	
FTE	0.00	0.00	0.00	0.00		FTE	0.00	0.00	0.00	0.00	
Est. Fringe	0	0	0	0		Est. Fringe	0	0	0	0	
Note: Fringes budgeted in House Bill 5 except for certain fringes budgeted directly to MoDOT, Highway Patrol, and Conservation.						Note: Fringes budgeted in House Bill 5 except for certain fringes budgeted directly to MoDOT, Highway Patrol, and Conservation.					

Other Funds: Office of Administration - Federal and Other - (0135)

Other Funds:

### 2. CORE DESCRIPTION

Flood Control Program: The Department of Defense/US Army Corps of Engineers disburses 75% of funds received from lands acquired for Flood Control, Navigation, and Allied Purposes to compensate local taxing units for the loss of taxes from federally acquired lands. Counties receiving the funds expend the money for the benefit of public schools and public roads in the county.

### 3. PROGRAM LISTING (list programs included in this core funding)

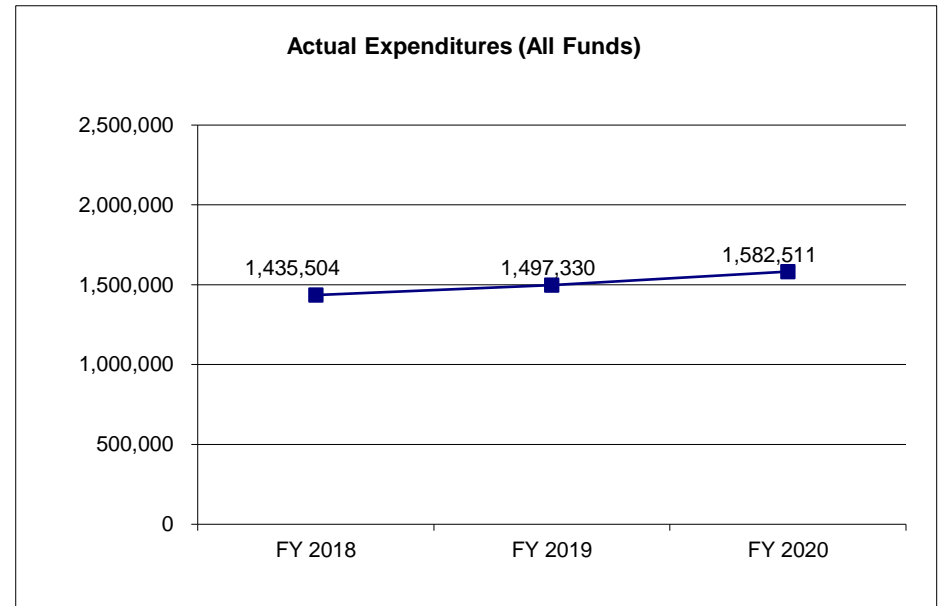
Distribution of Federal Payments to Counties

# **CORE DECISION ITEM**

<b>Department</b>	<b>Office of Administration</b>	<b>Budget Unit</b>	<b>32319</b>
<b>Division</b>	<b>Administrative Disbursements</b>		
<b>Core -</b>	<b>Flood Control Leases</b>	<b>HB Section</b>	<b>5.295</b>

## **4. FINANCIAL HISTORY**

	<b>FY 2018 Actual</b>	<b>FY 2019 Actual</b>	<b>FY 2020 Actual</b>	<b>FY 2021 Current Yr.</b>
Appropriation (All Funds)	1,800,000	1,800,000	1,800,000	1,800,000
Less Reverted (All Funds)	0	0	0	N/A
Less Restricted (All Funds)*	0	0	0	N/A
Budget Authority (All Funds)	1,800,000	1,800,000	1,800,000	N/A
Actual Expenditures (All Funds)	1,435,504	1,497,330	1,582,511	N/A
Unexpended (All Funds)	364,496	302,670	217,489	N/A
Unexpended, by Fund:				
General Revenue	0	0	0	N/A
Federal	364,496	302,670	217,489	N/A
Other	0	0	0	N/A



Reverted includes the statutory three-percent reserve amount (when applicable).

Restricted includes any Governor's Expenditure Restrictions which remained at the end of the fiscal year (when applicable).

## **NOTES:**

**CORE RECONCILIATION DETAIL**

**STATE  
FLOOD CONTROL**

**5. CORE RECONCILIATION DETAIL**

	<b>Budget Class</b>	<b>FTE</b>	<b>GR</b>	<b>Federal</b>	<b>Other</b>	<b>Total</b>	<b>Explanation</b>
<b>TAFP AFTER VETOES</b>							
	PD	0.00	0	1,800,000	0	1,800,000	
	<b>Total</b>	<b>0.00</b>	<b>0</b>	<b>1,800,000</b>	<b>0</b>	<b>1,800,000</b>	
<b>DEPARTMENT CORE REQUEST</b>							
	PD	0.00	0	1,800,000	0	1,800,000	
	<b>Total</b>	<b>0.00</b>	<b>0</b>	<b>1,800,000</b>	<b>0</b>	<b>1,800,000</b>	
<b>GOVERNOR'S RECOMMENDED CORE</b>							
	PD	0.00	0	1,800,000	0	1,800,000	
	<b>Total</b>	<b>0.00</b>	<b>0</b>	<b>1,800,000</b>	<b>0</b>	<b>1,800,000</b>	

## DECISION ITEM SUMMARY

Budget Unit									
Decision Item	FY 2020	FY 2020	FY 2021	FY 2021	FY 2022	FY 2022	FY 2022	FY 2022	FY 2022
Budget Object Summary	ACTUAL	ACTUAL	BUDGET	BUDGET	DEPT REQ	DEPT REQ	GOV REC	GOV REC	GOV REC
Fund	DOLLAR	FTE	DOLLAR	FTE	DOLLAR	FTE	DOLLAR	FTE	FTE
<b>FLOOD CONTROL</b>									
<b>CORE</b>									
PROGRAM-SPECIFIC									
OA-FEDERAL AND OTHER	1,582,511	0.00	1,800,000	0.00	1,800,000	0.00	1,800,000	0.00	0.00
TOTAL - PD	1,582,511	0.00	1,800,000	0.00	1,800,000	0.00	1,800,000	0.00	0.00
<b>TOTAL</b>	<b>1,582,511</b>	<b>0.00</b>	<b>1,800,000</b>	<b>0.00</b>	<b>1,800,000</b>	<b>0.00</b>	<b>1,800,000</b>	<b>0.00</b>	<b>0.00</b>
<b>GRAND TOTAL</b>	<b>\$1,582,511</b>	<b>0.00</b>	<b>\$1,800,000</b>	<b>0.00</b>	<b>\$1,800,000</b>	<b>0.00</b>	<b>\$1,800,000</b>	<b>0.00</b>	<b>0.00</b>

1/22/21 9:37

im\_disummary

# DECISION ITEM DETAIL

Budget Unit	FY 2020	FY 2020	FY 2021	FY 2021	FY 2022	FY 2022	FY 2022	FY 2022
Decision Item	ACTUAL	ACTUAL	BUDGET	BUDGET	DEPT REQ	DEPT REQ	GOV REC	GOV REC
Budget Object Class	DOLLAR	FTE	DOLLAR	FTE	DOLLAR	FTE	DOLLAR	FTE
<b>FLOOD CONTROL</b>								
<b>CORE</b>								
PROGRAM DISTRIBUTIONS	1,582,511	0.00	1,800,000	0.00	1,800,000	0.00	1,800,000	0.00
<b>TOTAL - PD</b>	<b>1,582,511</b>	<b>0.00</b>	<b>1,800,000</b>	<b>0.00</b>	<b>1,800,000</b>	<b>0.00</b>	<b>1,800,000</b>	<b>0.00</b>
<b>GRAND TOTAL</b>	<b>\$1,582,511</b>	<b>0.00</b>	<b>\$1,800,000</b>	<b>0.00</b>	<b>\$1,800,000</b>	<b>0.00</b>	<b>\$1,800,000</b>	<b>0.00</b>
GENERAL REVENUE	\$0	0.00	\$0	0.00	\$0	0.00	\$0	0.00
FEDERAL FUNDS	\$1,582,511	0.00	\$1,800,000	0.00	\$1,800,000	0.00	\$1,800,000	0.00
OTHER FUNDS	\$0	0.00	\$0	0.00	\$0	0.00	\$0	0.00



## CORE DECISION ITEM

<b>Department</b>	<b>Office of Administration</b>	<b>Budget Unit</b>	<b>32319</b>
<b>Division</b>	<b>Administrative Disbursements</b>		
<b>Core -</b>	<b>National Forest Reserves</b>	<b>HB Section</b>	<b>5.300</b>

### 1. CORE FINANCIAL SUMMARY

FY 2022 Budget Request					FY 2022 Governor's Recommendation						
	GR	Federal	Other	Total	E		GR	Federal	Other	Total	E
PS	0	0	0	0		PS	0	0	0	0	
EE	0	0	0	0		EE	0	0	0	0	
PSD	0	6,500,000	0	6,500,000		PSD	0	6,500,000	0	6,500,000	
TRF	0	0	0	0		TRF	0	0	0	0	
Total	0	6,500,000	0	6,500,000		Total	0	6,500,000	0	6,500,000	
FTE	0.00	0.00	0.00	0.00		FTE	0.00	0.00	0.00	0.00	
Est. Fringe	0	0	0	0		Est. Fringe	0	0	0	0	
Note: Fringes budgeted in House Bill 5 except for certain fringes budgeted directly to MoDOT, Highway Patrol, and Conservation.						Note: Fringes budgeted in House Bill 5 except for certain fringes budgeted directly to MoDOT, Highway Patrol, and Conservation.					

Other Funds: Fund 0135 - Office of Administration - Federal and Othe

Other Funds:

### 2. CORE DESCRIPTION

National Forest Reserve Program: This program distributes funding to counties in which National Forests are located. Revenue is received by the federal government for mineral leases, rentals, concessions, and timber from National Forest lands. A quarter of the revenue is returned to the states. The Office of Administration acts as a 'pass-through' agent, distributing the revenue to the counties according to a schedule provided by the U.S. Departments of Agriculture and Interior. Counties receiving the funds expend the money for the benefit of public schools and public roads in the county.

### 3. PROGRAM LISTING (list programs included in this core funding)

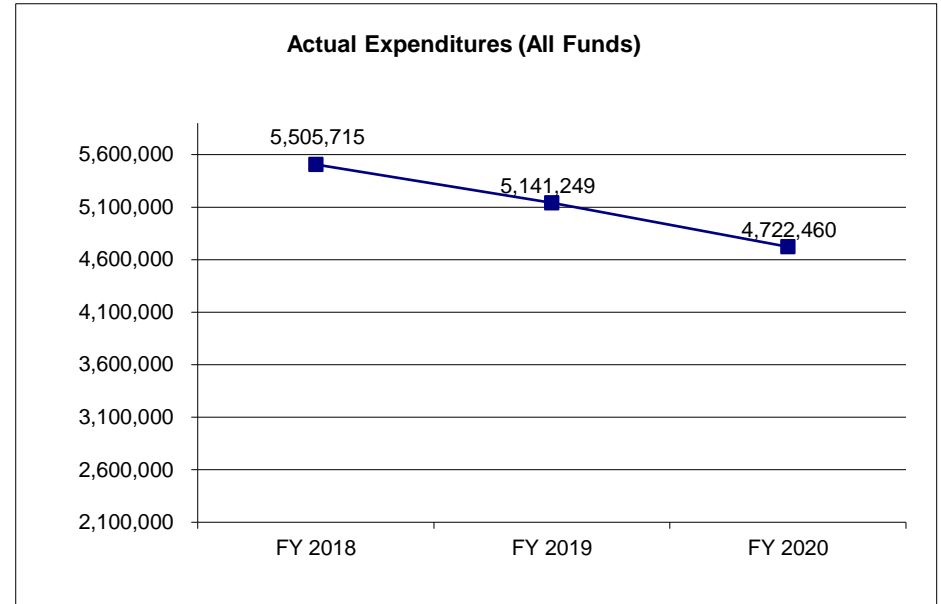
Distribution of Federal Payments to Counties

# CORE DECISION ITEM

Department	Office of Administration	Budget Unit	32319
Division	Administrative Disbursements		
Core -	National Forest Reserves	HB Section	5.300

## 4. FINANCIAL HISTORY

	FY 2018 Actual	FY 2019 Actual	FY 2020 Actual	FY 2021 Current Yr.
Appropriation (All Funds)	8,000,000	8,000,000	8,000,000	6,500,000
Less Reverted (All Funds)	0	0	0	N/A
Less Restricted (All Funds)*	0	0	0	N/A
Budget Authority (All Funds)	8,000,000	8,000,000	8,000,000	N/A
Actual Expenditures (All Funds)	5,505,715	5,141,249	4,722,460	N/A
Unexpended (All Funds)	2,494,285	2,858,751	3,277,540	N/A
Unexpended, by Fund:				
General Revenue	0	0	0	N/A
Federal	2,494,285	2,858,751	3,277,540	N/A
Other	0	0	0	N/A



Reverted includes the statutory three-percent reserve amount (when applicable).

Restricted includes any Governor's Expenditure Restrictions which remained at the end of the fiscal year (when applicable).

## NOTES:



CORE RECONCILIATION DETAIL

STATE  
NATIONAL FOREST RESERV

5. CORE RECONCILIATION DETAIL

	Budget Class	FTE	GR	Federal	Other	Total	Explanation
TAFP AFTER VETOES							
	PD	0.00	0	6,500,000	0	6,500,000	
	<b>Total</b>	<b>0.00</b>	<b>0</b>	<b>6,500,000</b>	<b>0</b>	<b>6,500,000</b>	
DEPARTMENT CORE REQUEST							
	PD	0.00	0	6,500,000	0	6,500,000	
	<b>Total</b>	<b>0.00</b>	<b>0</b>	<b>6,500,000</b>	<b>0</b>	<b>6,500,000</b>	
GOVERNOR'S RECOMMENDED CORE							
	PD	0.00	0	6,500,000	0	6,500,000	
	<b>Total</b>	<b>0.00</b>	<b>0</b>	<b>6,500,000</b>	<b>0</b>	<b>6,500,000</b>	

## DECISION ITEM SUMMARY

Budget Unit									
Decision Item	FY 2020	FY 2020	FY 2021	FY 2021	FY 2022	FY 2022	FY 2022	FY 2022	FY 2022
Budget Object Summary	ACTUAL	ACTUAL	BUDGET	BUDGET	DEPT REQ	DEPT REQ	GOV REC	GOV REC	GOV REC
Fund	DOLLAR	FTE	DOLLAR	FTE	DOLLAR	FTE	DOLLAR	FTE	FTE
<b>NATIONAL FOREST RESERV</b>									
<b>CORE</b>									
PROGRAM-SPECIFIC									
OA-FEDERAL AND OTHER	4,722,459	0.00	6,500,000	0.00	6,500,000	0.00	6,500,000	0.00	0.00
TOTAL - PD	4,722,459	0.00	6,500,000	0.00	6,500,000	0.00	6,500,000	0.00	0.00
<b>TOTAL</b>	<b>4,722,459</b>	<b>0.00</b>	<b>6,500,000</b>	<b>0.00</b>	<b>6,500,000</b>	<b>0.00</b>	<b>6,500,000</b>	<b>0.00</b>	<b>0.00</b>
<b>GRAND TOTAL</b>	<b>\$4,722,459</b>	<b>0.00</b>	<b>\$6,500,000</b>	<b>0.00</b>	<b>\$6,500,000</b>	<b>0.00</b>	<b>\$6,500,000</b>	<b>0.00</b>	<b>0.00</b>

1/22/21 9:37

im\_disummary

# DECISION ITEM DETAIL

Budget Unit	FY 2020	FY 2020	FY 2021	FY 2021	FY 2022	FY 2022	FY 2022	FY 2022
Decision Item	ACTUAL	ACTUAL	BUDGET	BUDGET	DEPT REQ	DEPT REQ	GOV REC	GOV REC
Budget Object Class	DOLLAR	FTE	DOLLAR	FTE	DOLLAR	FTE	DOLLAR	FTE
<b>NATIONAL FOREST RESERV</b>								
<b>CORE</b>								
PROGRAM DISTRIBUTIONS	4,722,459	0.00	6,500,000	0.00	6,500,000	0.00	6,500,000	0.00
TOTAL - PD	4,722,459	0.00	6,500,000	0.00	6,500,000	0.00	6,500,000	0.00
GRAND TOTAL	\$4,722,459	0.00	\$6,500,000	0.00	\$6,500,000	0.00	\$6,500,000	0.00
GENERAL REVENUE	\$0	0.00	\$0	0.00	\$0	0.00	\$0	0.00
FEDERAL FUNDS	\$4,722,459	0.00	\$6,500,000	0.00	\$6,500,000	0.00	\$6,500,000	0.00
OTHER FUNDS	\$0	0.00	\$0	0.00	\$0	0.00	\$0	0.00

**PROGRAM DESCRIPTION**

**Department** Office of Administration

**HB Section(s):** 5.295 and 5.300

**Program Name** Distribution of Federal Payments to Counties

**Program is found in the following core budget(s):** Flood Control Leases and National Forest Reserves

	National Forest	Flood Control	TOTAL
FEDERAL	6,500,000	1,800,000	8,300,000

**1a. What strategic priority does this program address?**

Timely distribution of federal money received.

**1b. What does this program do?**

For Flood Control Leases, the Army Corps of Engineers distributes 75% of receipts from lands acquired for flood control purposes. For National Forest Acquired Lands and Schools and Roads - Grants to States, the U.S. Departments of Agriculture and Interior/Bureau of Land Management distribute a portion of the National Forest Acquired Lands receipts they receive from the Mark Twain National Forest lands.

The Department of the Interior, Office of Natural Resource Revenue, distributes money for subsurface revenues on a monthly basis. Schools and Roads - Grants to States and Flood Control Lease monies are received annually. The Office of Administration monitors receipts, maintains payment schedules, communicates with counties, and sends payments as specified. Funds are to be used for the benefit of public schools and roads in the county in which the government land is located.

**2a. Provide an activity measure(s) for the program.**

Compliance with federal and state laws

**2b. Provide a measure(s) of the program's quality.**

0 complaints received.

**2c. Provide a measure(s) of the program's impact.**

Thirty counties served for Schools and Roads - Grants to States and National Forest Acquired Lands. Thirty-three counties served for Flood Control Leases.

## PROGRAM DESCRIPTION

**Department** Office of Administration

**HB Section(s):** 5.295 and 5.300

**Program Name** Distribution of Federal Payments to Counties

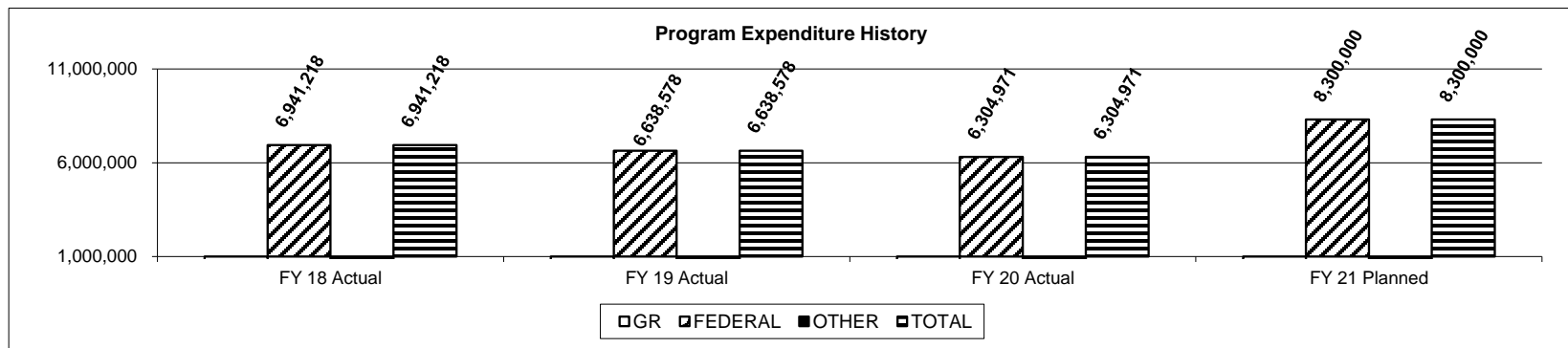
**Program is found in the following core budget(s):** Flood Control Leases and National Forest Reserves

**2d. Provide a measure(s) of the program's efficiency.**

Funding is distributed to counties within one week of receipt of annual federal receipts for Schools and Roads - Grants to States and Flood Control Leases. In FY20, there were payments made to 33 counties.

Funding is received monthly for National Forest Acquired Lands and distributed to counties annually. In FY20, there were payments made to 30 counties.

**3. Provide actual expenditures for the prior three fiscal years and planned expenditures for the current fiscal year. (Note: Amounts do not include fringe benefit costs.)**



**4. What are the sources of the "Other " funds?**

N/A

**5. What is the authorization for this program, i.e., federal or state statute, etc.? (Include the federal program number, if applicable.)**

Flood Control Leases: 33 USC 701c3; State: Section 12.080, 12.090, and 12.100, RSMo; CFDA #12.112

Schools and Roads - Grants to States: Secure Rural Schools and Community Self Determination Act of 2000, Division C, Section 601(a), 16. U.S.C. 7101-7153; 16 U.S.C. 500.; CFDA #10.665

National Forest Acquired Lands: Minerals, Lands and Mining, 30 U.S.C 191(a), 355(b); Conservation, 16 U.S.C 499-500.; CFDA #15.438

**6. Are there federal matching requirements? If yes, please explain.**

No

**7. Is this a federally mandated program? If yes, please explain.**

It is part of federal law.

## FLEXIBILITY REQUEST FORM

<b>BUDGET UNIT NUMBER:</b> 32319 & 32325 <b>BUDGET UNIT NAME:</b> Flood Control & National Forest <b>HOUSE BILL SECTION:</b> 5.295 & 5.300	<b>DEPARTMENT:</b> Office of Administration  <b>DIVISION:</b> Administrative Disbursements
<b>1. Provide the amount by fund of personal service flexibility and the amount by fund of expense and equipment flexibility you are requesting in dollar and percentage terms and explain why the flexibility is needed. If flexibility is being requested among divisions, provide the amount by fund of flexibility you are requesting in dollar and percentage terms and explain why the flexibility is needed.</b>	
<b>DEPARTMENT REQUEST</b>	
This request is for 25% flex between flood control and national forest appropriations due to the variability of federal appropriations and the impacts of sequestration. (Same as FY21 TAFP).	
<b>2. Estimate how much flexibility will be used for the budget year. How much flexibility was used in the Prior Year Budget and the Current Year Budget? Please specify the amount.</b>	
<b>PRIOR YEAR ACTUAL AMOUNT OF FLEXIBILITY USED</b>	<b>CURRENT YEAR ESTIMATED AMOUNT OF FLEXIBILITY THAT WILL BE USED</b>
N/A	1,500,000
<b>BUDGET REQUEST ESTIMATED AMOUNT OF FLEXIBILITY THAT WILL BE USED</b>	
N/A	
<b>3. Please explain how flexibility was used in the prior and/or current years.</b>	
<b>PRIOR YEAR EXPLAIN ACTUAL USE</b>	<b>CURRENT YEAR EXPLAIN PLANNED USE</b>
N/A	The Federal Government is arguably paying in arrears after not distributing flood money in FY17. If the federal payments become current again, flex will be needed to distribute the funds.



### CORE DECISION ITEM

<b>Department</b>	<b>Office of Administration</b>	<b>Budget Unit</b>	<b>32384</b>
<b>Division</b>	<b>Administrative Disbursements</b>		
<b>Core -</b>	<b>Prosecutions-Crimes in Correctional Institutions/Capital Cases</b>	<b>HB Section</b>	<b>5.305</b>

#### 1. CORE FINANCIAL SUMMARY

FY 2022 Budget Request					FY 2022 Governor's Recommendation						
	GR	Federal	Other	Total	E		GR	Federal	Other	Total	E
PS	0	0	0	0		PS	0	0	0	0	
EE	0	0	0	0		EE	0	0	0	0	
PSD	30,000	0	0	30,000		PSD	30,000	0	0	30,000	
TRF	0	0	0	0		TRF	0	0	0	0	
Total	30,000	0	0	30,000		Total	30,000	0	0	30,000	
FTE	0.00	0.00	0.00	0.00		FTE	0.00	0.00	0.00	0.00	
Est. Fringe	0	0	0	0		Est. Fringe	0	0	0	0	
Note: Fringes budgeted in House Bill 5 except for certain fringes budgeted directly to MoDOT, Highway Patrol, and Conservation.						Note: Fringes budgeted in House Bill 5 except for certain fringes budgeted directly to MoDOT, Highway Patrol, and Conservation.					

Other Funds:

Other Funds:

#### 2. CORE DESCRIPTION

Pursuant to Section 50.850, RSMo, the Office of Administration may reimburse counties, out of funds appropriated by the general assembly, for expenses related to the prosecution of crimes occurring within institutions under the supervision and management of the Department of Corrections. Reimbursements are not to exceed 50% of expenses, and the amount of reimbursement may be based on the number of cases referred, filed, or tried.

Pursuant to Section 50.853, RSMo, the Office of Administration may reimburse counties of the third and fourth class, out of funds appropriated by the general assembly, for expenses related to the trial of capital cases. The reimbursements are not to exceed 50% of actual expenses, and are "limited to counties which were, at the time of the trial, in a negative financial situation."

#### 3. PROGRAM LISTING (list programs included in this core funding)

Prosecutions - Crimes in Correctional Institutions/Capital Cases

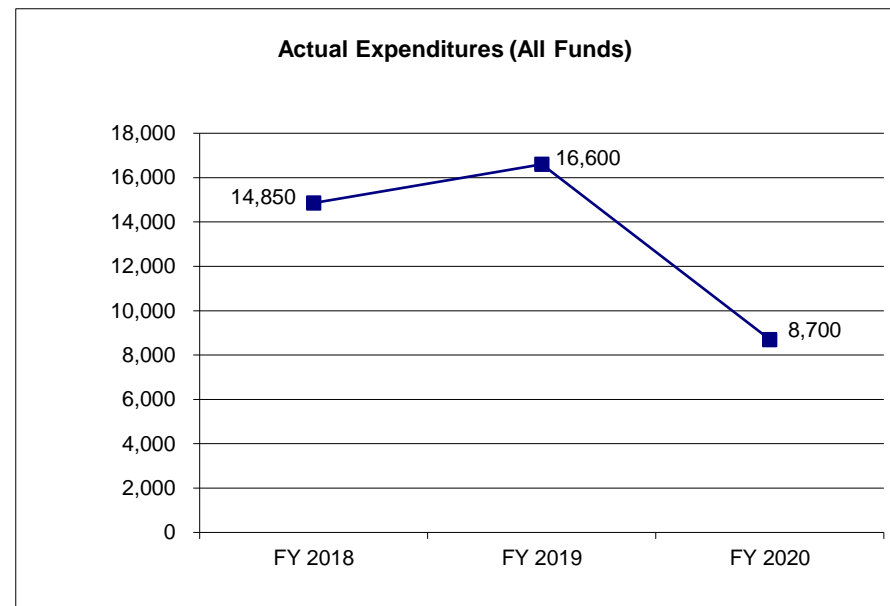


# **CORE DECISION ITEM**

<b>Department</b>	<b>Office of Administration</b>	<b>Budget Unit</b>	<b>32384</b>
<b>Division</b>	<b>Administrative Disbursements</b>		
<b>Core -</b>	<b>Prosecutions-Crimes in Correctional Institutions/Capital Cases</b>	<b>HB Section</b>	<b>5.305</b>

## **4. FINANCIAL HISTORY**

	<b>FY 2018 Actual</b>	<b>FY 2019 Actual</b>	<b>FY 2020 Actual</b>	<b>FY 2021 Current Yr.</b>
Appropriation (All Funds)	30,000	30,000	30,000	30,000
Less Reverted (All Funds)	0	0	0	N/A
Less Restricted (All Funds)*	0	0	0	N/A
Budget Authority (All Funds)	30,000	30,000	30,000	N/A
Actual Expenditures (All Funds)	14,850	16,600	8,700	N/A
Unexpended (All Funds)	15,150	13,400	21,300	N/A
Unexpended, by Fund:				
General Revenue	15,150	13,400	21,300	N/A
Federal	0	0	0	N/A
Other	0	0	0	N/A



Reverted includes the statutory three-percent reserve amount (when applicable).

Restricted includes any Governor's Expenditure Restrictions which remained at the end of the fiscal year (when applicable).

## **NOTES:**

**CORE RECONCILIATION DETAIL**

**STATE**  
**HB 1340 PROSECUTIONS/CAP CASE**

**5. CORE RECONCILIATION DETAIL**

	<b>Budget Class</b>	<b>FTE</b>	<b>GR</b>	<b>Federal</b>	<b>Other</b>	<b>Total</b>	<b>Explanation</b>
<b>TAFP AFTER VETOES</b>							
	PD	0.00	30,000	0	0	30,000	
	<b>Total</b>	<b>0.00</b>	<b>30,000</b>	<b>0</b>	<b>0</b>	<b>30,000</b>	
<b>DEPARTMENT CORE REQUEST</b>							
	PD	0.00	30,000	0	0	30,000	
	<b>Total</b>	<b>0.00</b>	<b>30,000</b>	<b>0</b>	<b>0</b>	<b>30,000</b>	
<b>GOVERNOR'S RECOMMENDED CORE</b>							
	PD	0.00	30,000	0	0	30,000	
	<b>Total</b>	<b>0.00</b>	<b>30,000</b>	<b>0</b>	<b>0</b>	<b>30,000</b>	

## DECISION ITEM SUMMARY

Budget Unit									
Decision Item	FY 2020	FY 2020	FY 2021	FY 2021	FY 2022	FY 2022	FY 2022	FY 2022	FY 2022
Budget Object Summary	ACTUAL	ACTUAL	BUDGET	BUDGET	DEPT REQ	DEPT REQ	GOV REC	GOV REC	GOV REC
Fund	DOLLAR	FTE	DOLLAR	FTE	DOLLAR	FTE	DOLLAR	FTE	FTE
<b>HB 1340 PROSECUTIONS/CAP CASE</b>									
<b>CORE</b>									
PROGRAM-SPECIFIC									
GENERAL REVENUE	8,700	0.00	30,000	0.00	30,000	0.00	30,000	0.00	0.00
TOTAL - PD	8,700	0.00	30,000	0.00	30,000	0.00	30,000	0.00	0.00
<b>TOTAL</b>	<b>8,700</b>	<b>0.00</b>	<b>30,000</b>	<b>0.00</b>	<b>30,000</b>	<b>0.00</b>	<b>30,000</b>	<b>0.00</b>	<b>0.00</b>
<b>GRAND TOTAL</b>	<b>\$8,700</b>	<b>0.00</b>	<b>\$30,000</b>	<b>0.00</b>	<b>\$30,000</b>	<b>0.00</b>	<b>\$30,000</b>	<b>0.00</b>	<b>0.00</b>

1/22/21 9:37

im\_disummary

# DECISION ITEM DETAIL

Budget Unit	FY 2020	FY 2020	FY 2021	FY 2021	FY 2022	FY 2022	FY 2022	FY 2022
Decision Item	ACTUAL	ACTUAL	BUDGET	BUDGET	DEPT REQ	DEPT REQ	GOV REC	GOV REC
Budget Object Class	DOLLAR	FTE	DOLLAR	FTE	DOLLAR	FTE	DOLLAR	FTE
<b>HB 1340 PROSECUTIONS/CAP CASE</b>								
<b>CORE</b>								
PROGRAM DISTRIBUTIONS	8,700	0.00	30,000	0.00	30,000	0.00	30,000	0.00
<b>TOTAL - PD</b>	<b>8,700</b>	<b>0.00</b>	<b>30,000</b>	<b>0.00</b>	<b>30,000</b>	<b>0.00</b>	<b>30,000</b>	<b>0.00</b>
<b>GRAND TOTAL</b>	<b>\$8,700</b>	<b>0.00</b>	<b>\$30,000</b>	<b>0.00</b>	<b>\$30,000</b>	<b>0.00</b>	<b>\$30,000</b>	<b>0.00</b>
<b>GENERAL REVENUE</b>	<b>\$8,700</b>	<b>0.00</b>	<b>\$30,000</b>	<b>0.00</b>	<b>\$30,000</b>	<b>0.00</b>	<b>\$30,000</b>	<b>0.00</b>
<b>FEDERAL FUNDS</b>	<b>\$0</b>	<b>0.00</b>	<b>\$0</b>	<b>0.00</b>	<b>\$0</b>	<b>0.00</b>	<b>\$0</b>	<b>0.00</b>
<b>OTHER FUNDS</b>	<b>\$0</b>	<b>0.00</b>	<b>\$0</b>	<b>0.00</b>	<b>\$0</b>	<b>0.00</b>	<b>\$0</b>	<b>0.00</b>

## PROGRAM DESCRIPTION

**Department** Office of Administration

**HB Section(s):** 5.305

**Program Name** Prosecutions-Crimes in Correctional Institutions/Capital Cases

**Program is found in the following core budget(s):** Prosecutions-Crimes in Correctional Institutions/Capital Cases

**1a. What strategic priority does this program address?**

Reimbursement of prosecution costs.

**1b. What does this program do?**

The prosecution by counties of crimes occurring within institutions under the supervision and management of the Department of Corrections may be reimbursed by the Office of Administration (OA). Counties with state correctional institutions are: Audrain (Vandalia), Callaway (Fulton), Cole (Jefferson City), Cooper (Boonville), DeKalb (Cameron), Livingston (Chillicothe), Nodaway (Maryville), Moniteau (Tipton), Pike (Bowling Green), Randolph (Moberly), St. Francois (Farmington), St. Louis (Pacific), Texas (Licking), Washington (Potosi), and Webster (Ozark). Reimbursements are not to exceed 50% of expenses, and the amount of reimbursement may be based on the number of cases referred, filed, or tried. Also, OA may reimburse counties of the 3rd and 4th class for expenses related to trial of capital cases, if the counties, at the time of trial, are in a negative financial situation. Reimbursements may not

**2a. Provide an activity measure(s) for the program.**

Compliance with statutes.

**2b. Provide a measure(s) of the program's quality.**

0 complaints received.

**2c. Provide a measure(s) of the program's impact.**

Number served:

0 - 15 Counties for Crimes in Correctional Institutions

0 - 91 3rd and 4th Class Counties

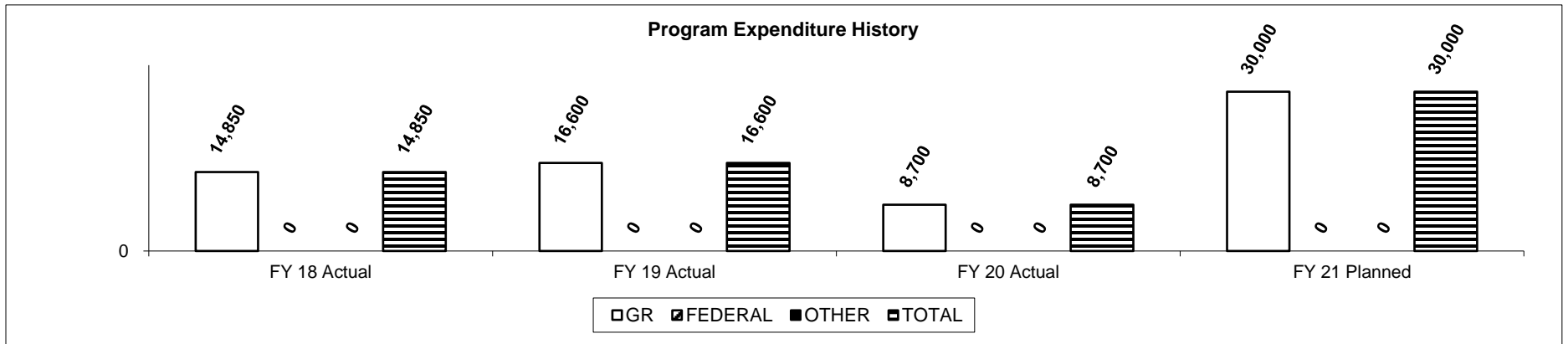
**2d. Provide a measure(s) of the program's efficiency.**

Payments made as requested by counties.

### PROGRAM DESCRIPTION

<b>Department</b>	Office of Administration	<b>HB Section(s):</b> 5.305
<b>Program Name</b>	Prosecutions-Crimes in Correctional Institutions/Capital Cases	
<b>Program is found in the following core budget(s):</b>	Prosecutions-Crimes in Correctional Institutions/Capital Cases	

3. Provide actual expenditures for the prior three fiscal years and planned expenditures for the current fiscal year. (Note: Amounts do not include fringe benefit costs.)



4. What are the sources of the "Other " funds?

N/A

5. What is the authorization for this program, i.e., federal or state statute, etc.? (Include the federal program number, if applicable.)

Section 50.850 and 50.853, RSMo

6. Are there federal matching requirements? If yes, please explain.

No

7. Is this a federally mandated program? If yes, please explain.

No



### CORE DECISION ITEM

<b>Department</b> Regional Planning Commission	<b>Budget Unit</b> 32393C
<b>Division</b> Administrative Disbursements	
<b>Core</b> Regional Planning Commission	<b>HB Section</b> 5.310

#### 1. CORE FINANCIAL SUMMARY

FY 2022 Budget Request					FY 2022 Governor's Recommendation						
	GR	Federal	Other	Total	E		GR	Federal	Other	Total	E
PS	0	0	0	0		PS	0	0	0	0	
EE	0	0	0	0		EE	0	0	0	0	
PSD	300,000	0	0	300,000		PSD	300,000	0	0	300,000	
TRF	0	0	0	0		TRF	0	0	0	0	
Total	300,000	0	0	300,000		Total	300,000	0	0	300,000	
FTE	0.00	0.00	0.00	0.00		FTE	0.00	0.00	0.00	0.00	
Est. Fringe	0	0	0	0		Est. Fringe	0	0	0	0	
Note: Fringes budgeted in House Bill 5 except for certain fringes budgeted directly to MoDOT, Highway Patrol, and Conservation.						Note: Fringes budgeted in House Bill 5 except for certain fringes budgeted directly to MoDOT, Highway Patrol, and Conservation.					

Other Funds:

Other Funds:

#### 2. CORE DESCRIPTION

Funds appropriated for grants to qualified Regional Planning Commissions are distributed in accordance with statutes. Section 251.034, RSMo states that "Payments made under Sections 251.032 to 251.038 to the various regional planning commissions shall be distributed on a matching basis of one-half state funds for one-half local funds. No local unit shall receive any payment without providing the matching funds required. The state funds so allocated shall not exceed the sum of sixty-five thousand dollars each for the East-West Gateway Coordinating Council and the Mid-America Regional Council. The remaining allocated state funds shall not exceed the sum of twenty-five thousand dollars for each of the following regional planning commissions:..." (South Central Ozark, Ozark Foothills, Green Hills, Pioneer Trails, Bootheel, Harry S Truman, Mark Twain, Mo-Kan, Southeast Missouri, Boonslick, Northwest Missouri, Mid-Missouri, Kaysinger Basin, Lake of the Ozarks, Meramec, Northeast Missouri, and Southwest Missouri).

#### 3. PROGRAM LISTING (list programs included in this core funding)

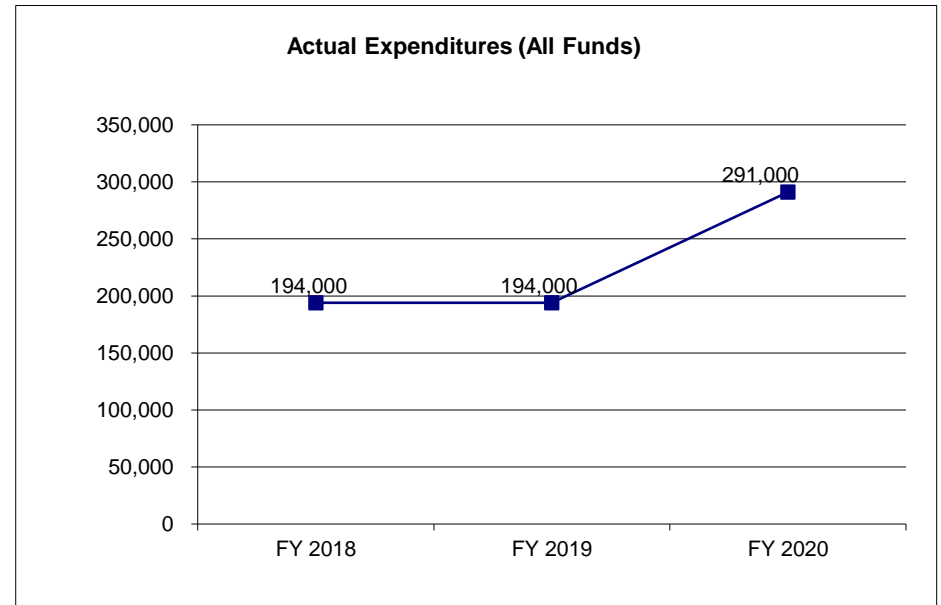


# **CORE DECISION ITEM**

<b>Department</b> Regional Planning Commission	<b>Budget Unit</b> 32393C
<b>Division</b> Administrative Disbursements	
<b>Core</b> Regional Planning Commission	<b>HB Section</b> 5.310

## **4. FINANCIAL HISTORY**

	<b>FY 2018 Actual</b>	<b>FY 2019 Actual</b>	<b>FY 2020 Actual</b>	<b>FY 2021 Current Yr.</b>
Appropriation (All Funds)	200,000	200,000	300,000	300,000
Less Reverted (All Funds)	(6,000)	(6,000)	(9,000)	(9,000)
Less Restricted (All Funds)*	0	0	0	0
Budget Authority (All Funds)	194,000	194,000	291,000	291,000
Actual Expenditures (All Funds)	194,000	194,000	291,000	N/A
Unexpended (All Funds)	0	0	0	N/A
Unexpended, by Fund:				
General Revenue	0	0	0	N/A
Federal	0	0	0	N/A
Other	0	0	0	N/A



\*Restricted amount is as of \_\_\_\_

Reverted includes the statutory three-percent reserve amount (when applicable).

Restricted includes any Governor's Expenditure Restrictions which remained at the end of the fiscal year (when applicable).

## **NOTES:**

---

**CORE RECONCILIATION DETAIL**

---

STATE  
REGIONAL PLANNING COMMISSION

---

**5. CORE RECONCILIATION DETAIL**

---

	Budget Class	FTE	GR	Federal	Other	Total	Explanation
<hr/>							
TAFP AFTER VETOES	PD	0.00	300,000	0	0	300,000	
	<b>Total</b>	<b>0.00</b>	<b>300,000</b>	<b>0</b>	<b>0</b>	<b>300,000</b>	
<hr/>							
DEPARTMENT CORE REQUEST	PD	0.00	300,000	0	0	300,000	
	<b>Total</b>	<b>0.00</b>	<b>300,000</b>	<b>0</b>	<b>0</b>	<b>300,000</b>	
<hr/>							
GOVERNOR'S RECOMMENDED CORE	PD	0.00	300,000	0	0	300,000	
	<b>Total</b>	<b>0.00</b>	<b>300,000</b>	<b>0</b>	<b>0</b>	<b>300,000</b>	
<hr/>							

## DECISION ITEM SUMMARY

Budget Unit									
Decision Item	FY 2020	FY 2020	FY 2021	FY 2021	FY 2022	FY 2022	FY 2022	FY 2022	FY 2022
Budget Object Summary	ACTUAL	ACTUAL	BUDGET	BUDGET	DEPT REQ	DEPT REQ	GOV REC	GOV REC	GOV REC
Fund	DOLLAR	FTE	DOLLAR	FTE	DOLLAR	FTE	DOLLAR	FTE	FTE
<b>REGIONAL PLANNING COMMISSION</b>									
<b>CORE</b>									
PROGRAM-SPECIFIC									
GENERAL REVENUE	291,000	0.00	300,000	0.00	300,000	0.00	300,000	0.00	0.00
TOTAL - PD	291,000	0.00	300,000	0.00	300,000	0.00	300,000	0.00	0.00
<b>TOTAL</b>	<b>291,000</b>	<b>0.00</b>	<b>300,000</b>	<b>0.00</b>	<b>300,000</b>	<b>0.00</b>	<b>300,000</b>	<b>0.00</b>	<b>0.00</b>
<b>GRAND TOTAL</b>	<b>\$291,000</b>	<b>0.00</b>	<b>\$300,000</b>	<b>0.00</b>	<b>\$300,000</b>	<b>0.00</b>	<b>\$300,000</b>	<b>0.00</b>	<b>0.00</b>

1/22/21 9:37

im\_disummary

# DECISION ITEM DETAIL

Budget Unit	FY 2020	FY 2020	FY 2021	FY 2021	FY 2022	FY 2022	FY 2022	FY 2022
Decision Item	ACTUAL	ACTUAL	BUDGET	BUDGET	DEPT REQ	DEPT REQ	GOV REC	GOV REC
Budget Object Class	DOLLAR	FTE	DOLLAR	FTE	DOLLAR	FTE	DOLLAR	FTE
REGIONAL PLANNING COMMISSION								
CORE								
PROGRAM DISTRIBUTIONS	291,000	0.00	300,000	0.00	300,000	0.00	300,000	0.00
TOTAL - PD	291,000	0.00	300,000	0.00	300,000	0.00	300,000	0.00
GRAND TOTAL	\$291,000	0.00	\$300,000	0.00	\$300,000	0.00	\$300,000	0.00
GENERAL REVENUE	\$291,000	0.00	\$300,000	0.00	\$300,000	0.00	\$300,000	0.00
FEDERAL FUNDS	\$0	0.00	\$0	0.00	\$0	0.00	\$0	0.00
OTHER FUNDS	\$0	0.00	\$0	0.00	\$0	0.00	\$0	0.00



### CORE DECISION ITEM

<b>Department</b>	<b>Office of Administration</b>	<b>Budget Unit</b>	<b>32492C</b>
<b>Division</b>	<b>Administrative Disbursements</b>		
<b>Core</b>	<b>Elected Officials Transition</b>	<b>HB Section</b>	<b>5.315</b>

#### 1. CORE FINANCIAL SUMMARY

FY 2022 Budget Request					FY 2022 Governor's Recommendation						
	GR	Federal	Other	Total	E		GR	Federal	Other	Total	E
PS	0	0	0	0		PS	0	0	0	0	
EE	0	0	0	0		EE	0	0	0	0	
PSD	0	0	0	0		PSD	0	0	0	0	
TRF	0	0	0	0		TRF	0	0	0	0	
Total	0	0	0	0		Total	0	0	0	0	
FTE	0.00	0.00	0.00	0.00		FTE	0.00	0.00	0.00	0.00	
Est. Fringe	0	0	0	0		Est. Fringe	0	0	0	0	
Note: Fringes budgeted in House Bill 5 except for certain fringes budgeted directly to MoDOT, Highway Patrol, and Conservation.						Note: Fringes budgeted in House Bill 5 except for certain fringes budgeted directly to MoDOT, Highway Patrol, and Conservation.					

Other Funds:

Other Funds:

#### 2. CORE DESCRIPTION

Sections 26.215, 28.300, 30.500, and 27.090, RSMo, provide that in each year in which a Governor, Lieutenant Governor, Secretary of State, State Treasurer, or Attorney General of this state are elected, and are not the incumbants at the time of election, funds and facilities for those officials, to be used by each of them in preparing an orderly transition of administrators, shall be provided.

The legislature shall appropriate to the commissioner of administration funds to be used only for the purpose of these transitions and to be expended during the transition period, and all funds not expended for this purpose during the transition period shall revert to general revenue.

One-time funding was added in FY21 for Elected Officials transition costs.

#### 3. PROGRAM LISTING (list programs included in this core funding)

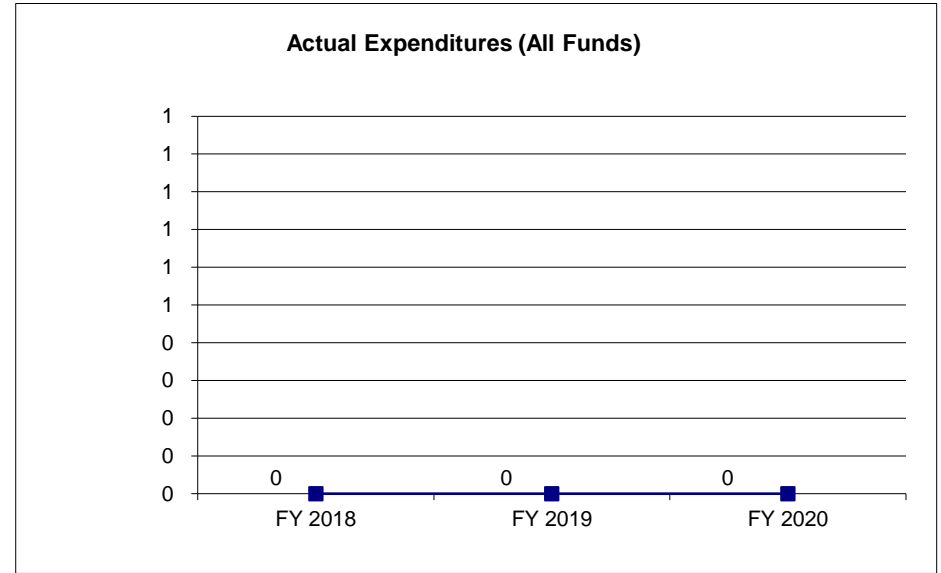
N/A

**CORE DECISION ITEM**

<b>Department</b>	<b>Office of Administration</b>	<b>Budget Unit</b>	<b>32492C</b>
<b>Division</b>	<b>Administrative Disbursements</b>		
<b>Core</b>	<b>Elected Officials Transition</b>	<b>HB Section</b>	<b>5.315</b>

**4. FINANCIAL HISTORY**

	<b>FY 2018 Actual</b>	<b>FY 2019 Actual</b>	<b>FY 2020 Actual</b>	<b>FY 2021 Current Yr.</b>
Appropriation (All Funds)	0	0	0	150,000
Less Reverted (All Funds)	0	0	0	0
Less Restricted (All Funds)*	0	0	0	N/A
Budget Authority (All Funds)	0	0	0	N/A
Actual Expenditures (All Funds)	0	0	0	N/A
Unexpended (All Funds)	0	0	0	N/A
Unexpended, by Fund:				
General Revenue	0	0	0	N/A
Federal	0	0	0	N/A
Other	0	0	0	N/A



Reverted includes the statutory three-percent reserve amount (when applicable).

Restricted includes any Governor's Expenditure Restrictions which remained at the end of the fiscal year (when applicable).

**NOTES:**

**CORE RECONCILIATION DETAIL**

**STATE  
ELECTED OFFICIALS TRANSITION COSTS**

**5. CORE RECONCILIATION DETAIL**

				<b>Budget Class</b>	<b>FTE</b>	<b>GR</b>	<b>Federal</b>	<b>Other</b>	<b>Total</b>	<b>Explanation</b>
<b>TAFP AFTER VETOES</b>										
				PS	0.00	56,000	0	0	56,000	
				EE	0.00	94,000	0	0	94,000	
				<b>Total</b>	<b>0.00</b>	<b>150,000</b>	<b>0</b>	<b>0</b>	<b>150,000</b>	
<b>DEPARTMENT CORE ADJUSTMENTS</b>										
1x Expenditures	297	1781	PS		0.00	(5,000)	0	0	(5,000)	Reduction of 1X Funding added in the FY21 NDI for Elected Officials Transition Costs.
1x Expenditures	297	1779	PS		0.00	(40,000)	0	0	(40,000)	Reduction of 1X Funding added in the FY21 NDI for Elected Officials Transition Costs.
1x Expenditures	297	1786	PS		0.00	(5,000)	0	0	(5,000)	Reduction of 1X Funding added in the FY21 NDI for Elected Officials Transition Costs.
1x Expenditures	297	1782	PS		0.00	(5,000)	0	0	(5,000)	Reduction of 1X Funding added in the FY21 NDI for Elected Officials Transition Costs.
1x Expenditures	297	1780	PS		0.00	(1,000)	0	0	(1,000)	Reduction of 1X Funding added in the FY21 NDI for Elected Officials Transition Costs.
1x Expenditures	297	2823	EE		0.00	(15,000)	0	0	(15,000)	Reduction of 1X Funding added in the FY21 NDI for Elected Officials Transition Costs.
1x Expenditures	297	1781	EE		0.00	(5,000)	0	0	(5,000)	Reduction of 1X Funding added in the FY21 NDI for Elected Officials Transition Costs.



**CORE RECONCILIATION DETAIL**

**STATE  
ELECTED OFFICIALS TRANSITION COSTS**

**5. CORE RECONCILIATION DETAIL**

			<b>Budget Class</b>	<b>FTE</b>	<b>GR</b>	<b>Federal</b>	<b>Other</b>	<b>Total</b>	<b>Explanation</b>
<b>DEPARTMENT CORE ADJUSTMENTS</b>									
1x Expenditures	297	1786	EE	0.00	(5,000)	0	0	(5,000)	Reduction of 1X Funding added in the FY21 NDI for Elected Officials Transition Costs.
1x Expenditures	297	1782	EE	0.00	(5,000)	0	0	(5,000)	Reduction of 1X Funding added in the FY21 NDI for Elected Officials Transition Costs.
1x Expenditures	297	1780	EE	0.00	(4,000)	0	0	(4,000)	Reduction of 1X Funding added in the FY21 NDI for Elected Officials Transition Costs.
1x Expenditures	297	1779	EE	0.00	(60,000)	0	0	(60,000)	Reduction of 1X Funding added in the FY21 NDI for Elected Officials Transition Costs.
<b>NET DEPARTMENT CHANGES</b>				<b>0.00</b>	<b>(150,000)</b>	<b>0</b>	<b>0</b>	<b>(150,000)</b>	
<b>DEPARTMENT CORE REQUEST</b>									
			PS	0.00	0	0	0	0	
			EE	0.00	0	0	0	0	
			<b>Total</b>	<b>0.00</b>	<b>0</b>	<b>0</b>	<b>0</b>	<b>0</b>	
<b>GOVERNOR'S RECOMMENDED CORE</b>									
			PS	0.00	0	0	0	0	
			EE	0.00	0	0	0	0	
			<b>Total</b>	<b>0.00</b>	<b>0</b>	<b>0</b>	<b>0</b>	<b>0</b>	

## DECISION ITEM SUMMARY

Budget Unit								
Decision Item	FY 2020	FY 2020	FY 2021	FY 2021	FY 2022	FY 2022	FY 2022	FY 2022
Budget Object Summary	ACTUAL	ACTUAL	BUDGET	BUDGET	DEPT REQ	DEPT REQ	GOV REC	GOV REC
Fund	DOLLAR	FTE	DOLLAR	FTE	DOLLAR	FTE	DOLLAR	FTE
<b>ELECTED OFFICIALS TRANSITION COSTS</b>								
<b>CORE</b>								
PERSONAL SERVICES								
GENERAL REVENUE	0	0.00	56,000	0.00	0	0.00	0	0.00
TOTAL - PS	0	0.00	56,000	0.00	0	0.00	0	0.00
EXPENSE & EQUIPMENT								
GENERAL REVENUE	0	0.00	94,000	0.00	0	0.00	0	0.00
TOTAL - EE	0	0.00	94,000	0.00	0	0.00	0	0.00
<b>TOTAL</b>	<b>0</b>	<b>0.00</b>	<b>150,000</b>	<b>0.00</b>	<b>0</b>	<b>0.00</b>	<b>0</b>	<b>0.00</b>
<b>GRAND TOTAL</b>	<b>\$0</b>	<b>0.00</b>	<b>\$150,000</b>	<b>0.00</b>	<b>\$0</b>	<b>0.00</b>	<b>\$0</b>	<b>0.00</b>

1/22/21 9:37

im\_disummary

# DECISION ITEM DETAIL

Budget Unit	FY 2020	FY 2020	FY 2021	FY 2021	FY 2022	FY 2022	FY 2022	FY 2022
Decision Item	ACTUAL	ACTUAL	BUDGET	BUDGET	DEPT REQ	DEPT REQ	GOV REC	GOV REC
Budget Object Class	DOLLAR	FTE	DOLLAR	FTE	DOLLAR	FTE	DOLLAR	FTE
<b>ELECTED OFFICIALS TRANSITION COSTS</b>								
<b>CORE</b>								
OTHER	0	0.00	56,000	0.00	0	0.00	0	0.00
<b>TOTAL - PS</b>	<b>0</b>	<b>0.00</b>	<b>56,000</b>	<b>0.00</b>	<b>0</b>	<b>0.00</b>	<b>0</b>	<b>0.00</b>
TRAVEL, IN-STATE	0	0.00	13,100	0.00	0	0.00	0	0.00
TRAVEL, OUT-OF-STATE	0	0.00	10,000	0.00	0	0.00	0	0.00
SUPPLIES	0	0.00	18,400	0.00	0	0.00	0	0.00
COMMUNICATION SERV & SUPP	0	0.00	17,000	0.00	0	0.00	0	0.00
PROFESSIONAL SERVICES	0	0.00	13,000	0.00	0	0.00	0	0.00
EQUIPMENT RENTALS & LEASES	0	0.00	21,500	0.00	0	0.00	0	0.00
MISCELLANEOUS EXPENSES	0	0.00	1,000	0.00	0	0.00	0	0.00
<b>TOTAL - EE</b>	<b>0</b>	<b>0.00</b>	<b>94,000</b>	<b>0.00</b>	<b>0</b>	<b>0.00</b>	<b>0</b>	<b>0.00</b>
<b>GRAND TOTAL</b>	<b>\$0</b>	<b>0.00</b>	<b>\$150,000</b>	<b>0.00</b>	<b>\$0</b>	<b>0.00</b>	<b>\$0</b>	<b>0.00</b>
<b>GENERAL REVENUE</b>	<b>\$0</b>	<b>0.00</b>	<b>\$150,000</b>	<b>0.00</b>	<b>\$0</b>	<b>0.00</b>		<b>0.00</b>
<b>FEDERAL FUNDS</b>	<b>\$0</b>	<b>0.00</b>	<b>\$0</b>	<b>0.00</b>	<b>\$0</b>	<b>0.00</b>		<b>0.00</b>
<b>OTHER FUNDS</b>	<b>\$0</b>	<b>0.00</b>	<b>\$0</b>	<b>0.00</b>	<b>\$0</b>	<b>0.00</b>		<b>0.00</b>