

State of Missouri

Statewide Real Estate Recommendation



FY 2022

**Office of Administration
Division of Facilities Management, Design and Construction
Real Estate Services Unit
Agency Recommendation**

**OFFICE OF ADMINISTRATION
 DIVISION OF FACILITIES MANAGEMENT, DESIGN AND CONSTRUCTION
 HB 13 – STATEWIDE REAL ESTATE
 FY 2022 DEPARTMENT REQUEST BUDGET**

Table of Contents

House Bill 13

Statewide Real Estate Budget Summary	1
Reconciliation Summary	3
Historical Budget Information	4
Fund Summary.....	5
Leased Facilities	11
State-Owned Facilities	25
Institutional Facilities	31
OA-Administrative Trust Fund (OA-RATF)	33

Core Forms

Department of Agriculture	35
Attorney General’s Office	40
State Auditor’s Office	44
Department of Corrections.....	48
Department of Economic Development	52
Department of Elementary & Secondary Education	56
Missouri Ethics Commission	61
Missouri Gaming Commission	64
Office of the Governor.....	68
Department of Health and Senior Services.....	71
Department of Higher Education.....	76
Missouri State Highway Patrol	80
Department of Commerce and Insurance.....	85
Judiciary	90
Department of Labor and Industrial Relations	94
Legislature.....	98
Missouri Lottery.....	102

Core Forms (continued)

Lieutenant Governor’s Office	105
Department of Mental Health	109
OA-RATF (Multi-Tenant)	114
Missouri National Guard.....	117
Department of Natural Resources.....	120
Office of Administration	126
Department of Public Safety	130
Department of Revenue	134
Secretary of State’s Office	138
Department of Social Services.....	142
State Treasurer’s Office	147
Legal Expense Transfer Fund.....	150

New Decision Items

FY 2022

HB 13 - Statewide Real Estate Budget Summary

Office of Administration

Division of Facilities Management, Design and Construction

Governor's Recommended Budget

The Division of Facilities Management, Design and Construction (FMDC) provides oversight for all leased facilities, state-owned facilities, and most institutional facilities, excluding facilities occupied by Conservation, MoDOT and Colleges and Universities. The total square footage under the oversight of FMDC exceeds 12.4M as shown below.

SQUARE FOOTAGE	
3,090,915	Leased Facilities - office, day treatment, state schools, warehouse, labs, etc.
3,754,987	State-owned Facilities - office, labs, warehouse, etc.
5,575,441	Institutional Facilities - state schools and mental health facilities
12,421,343	TOTAL SQUARE FOOTAGE (Includes OA-RATF)

The FY 2022 Department Request Budget total of nearly \$108M includes the annual rent for leased facilities and the annual cost of operations for state-owned facilities and institutional facilities. The cost per square foot for state-owned facilities and institutional facilities is based on prior year actual cost of operations. The cost per square foot for leased facilities reflects current lease rates and the prior year costs for janitorial and utilities. A summary of the FY 2022 Department Request Budget is shown below.

ANNUAL RENT	FACILITY TYPE
\$45,125,044	Leased Facilities
\$29,246,190	State-owned Facilities
\$32,365,808	Institutional Facilities
\$1,500,000	OA-RATF
\$108,237,042	TOTAL SQUARE FOOTAGE (Includes OA-RATF)

TRANSFERS IN		RECOMMENDED FUNDING		
DEPARTMENT	DESCRIPTION	GR	FEDERAL	OTHER
		\$0	\$0	\$0
		\$0	\$0	\$0
		\$0	\$0	\$0
TOTAL BY FUND		\$0	\$0	\$0
TOTAL (ALL FUNDS)		\$0		

Significant Core Actions (continued):

TRANSFERS OUT		RECOMMENDED FUNDING		
DEPARTMENT	DESCRIPTION	GR	FEDERAL	OTHER
		\$0	\$0	\$0
		\$0	\$0	\$0
		\$0	\$0	\$0
TOTAL BY FUND		\$0	\$0	\$0
TOTAL (ALL FUNDS)		\$0		

CORE REDUCTIONS		RECOMMENDED FUNDING		
DEPARTMENT	DESCRIPTION	GR	FEDERAL	OTHER
		\$0	\$0	\$0
		\$0	\$0	\$0
		\$0	\$0	\$0
TOTAL BY FUND		\$0	\$0	\$0
TOTAL (ALL FUNDS)		\$0		

NEW DECISION ITEMS		RECOMMENDED FUNDING		
DEPARTMENT	DESCRIPTION	GR	FEDERAL	OTHER
		\$0	\$0	\$0
		\$0	\$0	\$0
		\$0	\$0	\$0
		\$0	\$0	\$0
		\$0	\$0	\$0
		\$0	\$0	\$0
		\$0	\$0	\$0
		\$0	\$0	\$0
		\$0	\$0	\$0
TOTAL BY FUND		\$0	\$0	\$0
TOTAL (ALL FUNDS)		\$0		

FY 2022 HB13 RECONCILIATION SUMMARY - DEPARTMENT REQUEST

RECONCILIATION	GENERAL REVENUE	FEDERAL	OTHER	TOTAL
FY 2021 APPROPRIATION - LEASING	\$ 25,837,522	\$ 13,000,375	\$ 6,467,392	\$ 45,305,289
LEASING ONE-TIME EXPENDITURE REDUCTIONS	\$ -	\$ -	\$ -	\$ -
LEASING TRANSFERS IN	\$ -	\$ -	\$ -	\$ -
LEASING TRANSFERS OUT	\$ -	\$ -	\$ -	\$ -
LEASING CORE REALLOCATIONS	\$ -	\$ (219,135)	\$ 38,890	\$ (180,245)
LEASING CORE REDUCTIONS	\$ -	\$ -	\$ -	\$ -
FY 2022 DEPARTMENT REQUEST LEASING TOTAL	\$ 25,837,522	\$ 12,781,240	\$ 6,506,282	\$ 45,125,044
FY 2021 APPROPRIATION - STATE OWNED	\$ 19,288,125	\$ 5,813,175	\$ 3,964,645	\$ 29,065,945
STATE OWNED ONE-TIME EXPENDITURE REDUCTIONS	\$ -	\$ -	\$ -	\$ -
STATE OWNED TRANSFERS IN	\$ -	\$ -	\$ -	\$ -
STATE OWNED TRANSFERS OUT	\$ -	\$ -	\$ -	\$ -
STATE OWNED CORE REALLOCATIONS	\$ -	\$ (97,811)	\$ 278,056	\$ 180,245
STATE OWNED CORE REDUCTIONS	\$ -	\$ -	\$ -	\$ -
FY 2022 DEPARTMENT REQUEST STATE OWNED TOTAL	\$ 19,288,125	\$ 5,715,364	\$ 4,242,701	\$ 29,246,190
FY 2021 APPROPRIATION - INSTITUTIONAL	\$ 29,769,003	\$ 854,617	\$ 1,742,188	\$ 32,365,808
INSTITUTIONAL ONE-TIME EXPENDITURE REDUCTIONS	\$ -	\$ -	\$ -	\$ -
INSTITUTIONAL TRANSFERS IN	\$ -	\$ -	\$ -	\$ -
INSTITUTIONAL TRANSFERS OUT	\$ -	\$ -	\$ -	\$ -
INSTITUTIONAL CORE REALLOCATIONS	\$ -	\$ -	\$ -	\$ -
INSTITUTIONAL CORE REDUCTIONS	\$ -	\$ -	\$ -	\$ -
FY 2022 DEPARTMENT REQUEST INSTITUTIONAL TOTAL	\$ 29,769,003	\$ 854,617	\$ 1,742,188	\$ 32,365,808
FY 2021 APPROPRIATION - OA-RATF	\$ -	\$ -	\$ 1,500,000	\$ 1,500,000
FY 2022 DEPARTMENT REQUEST OA-RATF TOTAL	\$ -	\$ -	\$ 1,500,000	\$ 1,500,000
TOTAL FY 2022 HB13 DEPARTMENT REQUESTS	\$ 74,894,650	\$ 19,351,221	\$ 13,991,171	\$ 108,237,042

HB 13 HISTORICAL BUDGET INFORMATION

FY2022 Budget	Dept. Request	TAFP after Vetoes
Leasing	\$45,125,044	
State Owned	\$29,246,190	
Institutional	\$32,365,808	
OA RATF	\$1,500,000	
National Guard	\$0	
FY2022 Total	\$108,237,042	\$0

FY2017 Budget	Dept. Request	TAFP after Vetoes
Leasing	\$42,784,072	\$42,649,410
State Owned	\$26,816,538	\$26,816,538
Institutional	\$34,553,853	\$34,553,853
OA RATF	\$1,500,000	\$1,500,000
National Guard	\$1,681,676	\$1,681,676
FY2017 Total	\$107,336,139	\$107,190,385

FY2021 Budget	Dept. Request	TAFP after Vetoes
Leasing	\$46,929,745	\$45,305,289
State Owned	\$28,906,585	\$29,065,945
Institutional	\$32,360,321	\$32,365,808
OA RATF	\$1,500,000	\$1,500,000
National Guard	\$0	\$0
FY2021 Total	\$109,696,651	\$108,237,042

FY2016 Budget	Dept. Request	TAFP after Vetoes
Leasing	\$42,049,098	\$42,049,098
State Owned	\$26,108,846	\$26,108,846
Institutional	\$34,382,909	\$34,382,909
OA RATF	\$1,500,000	\$1,500,000
National Guard	\$1,656,676	\$1,656,676
FY2016 Total	\$105,697,529	\$105,697,529

FY2020 Budget	Dept. Request	TAFP after Vetoes
Leasing	\$45,897,858	\$45,163,103
State Owned	\$28,342,718	\$28,736,971
Institutional	\$30,926,522	\$31,632,454
OA RATF	\$1,500,000	\$1,500,000
National Guard	\$0	\$0
FY2020 Total	\$106,667,098	\$107,032,528

FY2015 Budget	Dept. Request	TAFP after Vetoes
Leasing	\$41,396,419	\$41,384,740
State Owned	\$26,351,709	\$32,272,234
Institutional	\$35,203,117	\$35,062,481
OA RATF	\$1,500,000	\$1,500,000
National Guard	\$1,657,596	\$1,657,112
FY2015 Total	\$106,108,841	\$111,876,567

FY2019 Budget	Dept. Request	TAFP after Vetoes
Leasing	\$45,356,747	\$45,546,518
State Owned	\$27,668,415	\$27,628,807
Institutional	\$35,248,441	\$35,170,784
OA RATF	\$1,500,000	\$1,500,000
National Guard	\$0	\$0
FY2019 Total	\$109,773,603	\$109,846,109

FY2014 Budget	Dept. Request	TAFP after Vetoes
Leasing	\$40,479,564	\$40,689,485
State Owned	\$25,644,160	\$25,843,857
Institutional	\$78,343,543	\$79,012,834
OA RATF	\$1,500,000	\$1,500,000
National Guard	\$6,632,405	\$7,782,405
FY2014 Total	\$152,599,672	\$154,828,581

FY2018 Budget	Dept. Request	TAFP after Vetoes
Leasing	\$44,901,931	\$44,901,931
State Owned	\$27,057,971	\$27,057,971
Institutional	\$34,302,805	\$34,302,805
OA RATF	\$1,500,000	\$1,500,000
National Guard	\$0	\$0
FY2018 Total	\$107,762,707	\$107,762,707

FY2013 Budget	Dept. Request	TAFP after Vetoes
Leasing	\$40,429,545	\$40,429,545
State Owned	\$26,332,946	\$26,428,196
Institutional	\$78,539,407	\$78,812,202
OA RATF	\$919,561	\$1,500,000
National Guard	\$6,632,405	\$6,632,405
FY2013 Total	\$152,853,864	\$153,802,348

**HB 13 FUND SUMMARY
FY 2022**

<i>FUND NAME</i>	<i>FUND</i>	<i>APPROPRIATION NAME</i>	<i>APPROP</i>	<i>GENERAL REVENUE</i>	<i>FEDERAL</i>	<i>OTHER</i>	<i>TOTAL</i>
GENERAL REVENUE	0101	AGRICULTURE LEASING-0101	1473	\$ 238,055			\$ 238,055
AGRICULTURE-FED/OTHER	0133	AGRICULTURE LEASING-0133	4227		\$ 4,640		\$ 4,640
GRAIN INSPECTION FEES	0647	AGRICULTURE LEASING-0647	1474			\$ 67,536	\$ 67,536
PETROLEUM INSPECTION FUND	0662	AGRICULTURE LEASING-0662	0653			\$ 7,724	\$ 7,724
AGRICULTURE PROTECTION	0970	AGRICULTURE LEASING-0970	8194			\$ 1,060	\$ 1,060
GENERAL REVENUE	0101	AGRICULTURE STATE OWNED-0101	7676	\$ 91,550			\$ 91,550
AGRICULTURE-FEDERAL AND OTHER	0133	AGRICULTURE STATE OWNED-0133	7677		\$ 25,181		\$ 25,181
ANIMAL HEALTH LABORATORY FEES	0292	AGRICULTURE STATE OWNED-0292	7808			\$ 35,297	\$ 35,297
ANIMAL CARE RESERVE	0295	AGRICULTURE STATE OWNED-0295	7678			\$ 3,188	\$ 3,188
COMMODITY COUNCIL MERCHANISING	0406	AGRICULTURE STATE OWNED-0406	7679			\$ 3,050	\$ 3,050
SP ANIMAL FAC LOAN PROGRAM	0408	AGRICULTURE STATE OWNED-0408	7680			\$ 3,543	\$ 3,543
INDUSTRIAL HEMP FUND	0476	AGRICULTURE STATE OWNED-0476	6074			\$ 3,095	\$ 3,095
MILK INSPECTION FEES	0645	AGRICULTURE STATE OWNED-0645	7681			\$ 3,905	\$ 3,905
GRAIN INSPECTION FEES	0647	AGRICULTURE STATE OWNED-0647	7682			\$ 3,401	\$ 3,401
PETROLEUM INSPECTION FUND	0662	AGRICULTURE STATE OWNED-0662	7683			\$ 104,745	\$ 104,745
MISSOURI WINE & GRAPE FUND	0787	AGRICULTURE STATE OWNED-0787	8404			\$ 9,633	\$ 9,633
AGRICULTURE DEVELOPMENT	0904	AGRICULTURE STATE OWNED-0904	7686			\$ 1,398	\$ 1,398
AGRICULTURE PROTECTION	0970	AGRICULTURE STATE OWNED-0970	8245			\$ 271,640	\$ 271,640
GENERAL REVENUE	0101	ATTORNEY GENERAL-0101	3184	\$ 448,656			\$ 448,656
ATTORNEY GENERAL	0136	ATTORNEY GENERAL-0136	3186		\$ 132,073		\$ 132,073
ATTORNEY GENERAL	0631	ATTORNEY GENERAL-0631	3187			\$ 112,473	\$ 112,473
WORKERS COMPENSATION	0652	ATTORNEY GENERAL-0652	3188			\$ 84,642	\$ 84,642
WORKERS COMP-SECOND INJURY	0653	ATTORNEY GENERAL-0653	3189			\$ 84,642	\$ 84,642
MO OFFICE OF PROSECUTION SERV	0680	ATTORNEY GENERAL-0680	2022			\$ 34,651	\$ 34,651
HAZARDOUS WASTE FUND	0676	ATTORNEY GENERAL-0676	2005			\$ 7,564	\$ 7,564
GENERAL REVENUE	0101	ATTORNEY GENERAL ST OWNED-0101	7778	\$ 505,003			\$ 505,003
ATTORNEY GENERAL	0136	ATTORNEY GENERAL ST OWNED-0136	7779		\$ 153,827		\$ 153,827
NRP-WATER POLLUTION PERMIT FEE	0568	ATTORNEY GENERAL ST OWNED-0568	7782			\$ 10,402	\$ 10,402
WORKERS COMPENSATION	0652	ATTORNEY GENERAL ST OWNED-0652	7783			\$ 32,760	\$ 32,760
WORKERS COMP-SECOND INJURY	0653	ATTORNEY GENERAL ST OWNED-0653	7784			\$ 32,760	\$ 32,760
HAZARDOUS WASTE FUND	0676	ATTORNEY GENERAL ST OWNED-0676	7786			\$ 10,402	\$ 10,402
INMATE INCAR REIMB ACT REVOLV	0828	ATTORNEY GENERAL ST OWNED-0828	7787			\$ -	\$ -
GENERAL REVENUE	0101	AUDITOR-0101	3192	\$ 12,251			\$ 12,251
GENERAL REVENUE	0101	AUDITOR STATE OWNED-0101	7777	\$ 184,592			\$ 184,592
GENERAL REVENUE	0101	CORRECTIONS LEASING-0101	1112	\$ 6,464,873			\$ 6,464,873
WORKING CAPITAL REVOLVING	0510	CORRECTIONS LEASING-0510	6073			\$ 251,022	\$ 251,022
GENERAL REVENUE	0101	CORRECTIONS STATE OWNED-0101	7748	\$ 972,866			\$ 972,866
DIVISION OF TOURISM SUPPL REV	0274	DED LEASING-0274	1982			\$ 4,689	\$ 4,689
GENERAL REVENUE	0101	DED STATE OWNED-0101	7691	\$ 220,282			\$ 220,282
DIVISION OF TOURISM SUPPL REV	0274	DED STATE OWNED-0274	7698			\$ 139,383	\$ 139,383
DED ADMINISTRATIVE	0547	DED STATE OWNED-0547	7706			\$ 27,790	\$ 27,790
GENERAL REVENUE	0101	DESE LEASING-0101	1033	\$ 455,866			\$ 455,866
VOCATIONAL REHABILITATION	0104	DESE LEASING-0104	1035		\$ 1,784,727		\$ 1,784,727
DEPT ELEM-SEC EDUCATION	0105	DESE LEASING-0105	1034		\$ 1,971		\$ 1,971

**HB 13 FUND SUMMARY
FY 2022**

<i>FUND NAME</i>	<i>FUND</i>	<i>APPROPRIATION NAME</i>	<i>APPROP</i>	<i>GENERAL REVENUE</i>	<i>FEDERAL</i>	<i>OTHER</i>	<i>TOTAL</i>
ASSISTIVE TECHNOLOGY FEDERAL	0188	DESE LEASING-0188	2486		\$ 38,571		\$ 38,571
DEAF RELAY SER & EQ DIST PRGM	0559	DESE LEASING-0559	2478			\$ 26,998	\$ 26,998
ASSISTIVE TECHNOLOGY LOAN	0889	DESE LEASING-0889	6923			\$ 11,570	\$ 11,570
GENERAL REVENUE	0101	DESE STATE OWNED-0101	7659	\$ 353,319			\$ 353,319
VOCATIONAL REHABILITATION	0104	DESE STATE OWNED-0104	7660		\$ 1,057,110		\$ 1,057,110
DEPT ELEM-SEC EDUCATION	0105	DESE STATE OWNED-0105	7661		\$ 370,849		\$ 370,849
GENERAL REVENUE	0101	DESE INSTIT-0101	7663	\$ 4,310,302			\$ 4,310,302
GENERAL REVENUE	0101	HEALTH LEASING-0101	4181	\$ 1,649,310			\$ 1,649,310
DEPARTMENT OF HEALTH	0143	HEALTH LEASING-0143	4182		\$ 1,905,998		\$ 1,905,998
GENERAL REVENUE	0101	HEALTH STATE OWNED-0101	7757	\$ 905,453			\$ 905,453
DEPARTMENT OF HEALTH	0143	HEALTH STATE OWNED-0143	7758		\$ 1,046,376		\$ 1,046,376
DEPARTMENT OF HEALTH	0101	HEALTH INSTITUTIONAL-0101	1277	\$ 9,334			\$ 9,334
DEPARTMENT OF HEALTH	0143	HEALTH INSTITUTIONAL-0143	8142		\$ 10,790		\$ 10,790
DIV JOB DEVELOPMENT & TRAINING	0155	HIGHER EDUCATION LEASING-0155	5620		\$ 1,299,799		\$ 1,299,799
SPECIAL EMPLOYMENT SECURITY	0949	HIGHER EDUCATION LEASING-0949	5621			\$ 197,720	\$ 197,720
GENERAL REVENUE	0101	HIGHER EDUCATION STATE OWNED-0101	7877	\$ 189,398			\$ 189,398
DIV JOB DEVELOPMENT & TRAINING	0155	DHE STATE OWNED-0155	5622		\$ 493,339		\$ 493,339
INSURANCE LEASING	0101	INSURANCE LEASING-0101	6059	\$ 71,706			\$ 71,706
DIVISION OF FINANCE	0550	INSURANCE LEASING-0550	3739			\$ 57,260	\$ 57,260
INSURANCE EXAMINERS FUND	0552	INSURANCE LEASING-0552	3734			\$ 6,239	\$ 6,239
DEPT OF INSURANCE DEDICATED	0566	INSURANCE LEASING-0566	6082			\$ 5,267	\$ 5,267
MANUFACTURED HOUSING FUND	0582	INSURANCE LEASING-0582	5617			\$ 21,239	\$ 21,239
PUBLIC SERVICE COMMISSION	0607	INSURANCE LEASING-0607	5616			\$ 864,784	\$ 864,784
PROFESSIONAL REGISTRATION FEES	0689	INSURANCE LEASING-0689	3736			\$ 7,412	\$ 7,412
DIVISION OF CREDIT UNIONS	0548	INSURANCE STATE OWNED-0548	7708			\$ 27,603	\$ 27,603
DIVISION OF FINANCE	0550	INSURANCE STATE OWNED-0550	7709			\$ 187,974	\$ 187,974
INSURANCE EXAMINERS FUND	0552	INSURANCE STATE OWNED-0552	7710			\$ 97,430	\$ 97,430
DEPT OF INSURANCE DEDICATED	0566	INSURANCE STATE OWNED-0566	7711			\$ 344,557	\$ 344,557
PUBLIC SERVICE COMMISSION	0607	INSURANCE STATE OWNED-0607	5625			\$ 100,158	\$ 100,158
PROFESSIONAL REGISTRATION FEES	0689	INSURANCE STATE OWNED-0689	7712			\$ 224,417	\$ 224,417
GENERAL REVENUE	0101	JUDICIARY LEASING-0101	6083	\$ 2,518,758			\$ 2,518,758
JUDICIARY - FEDERAL	0137	JUDICIARY LEASING-0137	6084		\$ 21,186		\$ 21,186
JUDICIARY EDUCATION & TRAINING	0847	JUDICIARY LEASING-0847	6085			\$ 134,243	\$ 134,243
GENERAL REVENUE	0101	JUDICIARY STATE OWNED-0101	7789	\$ 216,851			\$ 216,851
GENERAL REVENUE	0101	DOLIR LEASING-0101	3229	\$ 5,878			\$ 5,878
HUMAN RIGHTS COMMISSION - FED	0117	DOLIR LEASING-0117	2464		\$ 10,684		\$ 10,684
DEPT OF LABOR RELATIONS ADMIN	0122	DOLIR LEASING-0122	2625		\$ 2,280		\$ 2,280
WORKERS COMPENSATION	0652	DOLIR LEASING-0652	3236			\$ 364,133	\$ 364,133
UNEMPLOYMENT COMP ADMIN	0948	DOLIR LEASING-0948	3233		\$ 75,028		\$ 75,028
GENERAL REVENUE	0101	DOLIR STATE OWNED-0101	7713	\$ 60,630			\$ 60,630
HUMAN RIGHTS COMMISSION - FED	0117	DOLIR STATE OWNED-0117	7714		\$ 66,922		\$ 66,922
DEPT OF LABOR RELATIONS ADMIN	0122	DOLIR STATE OWNED-0122	7715		\$ 483,617		\$ 483,617
DIV OF LABOR STANDARDS FEDERAL	0186	DOLIR STATE OWNED-0186	7721		\$ 5,524		\$ 5,524
WORKERS COMPENSATION	0652	DOLIR STATE OWNED-0652	7722			\$ 496,113	\$ 496,113
UNEMPLOYMENT COMP ADMIN	0948	DOLIR STATE OWNED-0948	7723		\$ 579,342		\$ 579,342
SPECIAL EMPLOYMENT SECURITY	0949	DOLIR STATE OWNED-0949	7724			\$ 288,948	\$ 288,948

**HB 13 FUND SUMMARY
FY 2022**

<i>FUND NAME</i>	<i>FUND</i>	<i>APPROPRIATION NAME</i>	<i>APPROP</i>	<i>GENERAL REVENUE</i>	<i>FEDERAL</i>	<i>OTHER</i>	<i>TOTAL</i>
GENERAL REVENUE	0101	LEGISLATURE LEASING-0101	7488	\$ 7,649			\$ 7,649
GENERAL REVENUE	0101	LEGISLATURE STATE OWNED-0101	7771	\$ 1,797,903			\$ 1,797,903
GENERAL REVENUE	0101	MENTAL HEALTH LEASING-0101	0655	\$ 1,835,765			\$ 1,835,765
DEPT MENTAL HEALTH	0148	MENTAL HEALTH LEASING-0148		\$ -	\$ -		\$ -
GENERAL REVENUE	0101	MENTAL HEALTH STATE OWNED-0101	7751	\$ 899,513			\$ 899,513
DEPT MENTAL HEALTH	0148	MENTAL HEALTH STATE OWNED-0148	7752		\$ 209,502		\$ 209,502
COMPULSIVE GAMBLER	0249	MENTAL HEALTH STATE OWNED-0249	7753			\$ -	\$ -
HEALTH INITIATIVES	0275	MENTAL HEALTH STATE OWNED-0275	7754			\$ 6,495	\$ 6,495
GENERAL REVENUE	0101	MENTAL HEALTH INSTITUTIONAL-0101	7756	\$ 21,416,449			\$ 21,416,449
GENERAL REVENUE	0101	DNR LEASING-0101	4305	\$ 431,574.00			\$ 431,574.00
DEPT NATURAL RESOURCES	0140	DNR LEASING-0140	4306		\$ 336,995.00		\$ 336,995.00
DNR COST ALLOCATION	0500	DNR LEASING-0500	4307			\$ 85,978.00	\$ 85,978.00
MO AIR EMISSION REDUCTION	0267	DNR LEASING-0267	5730			\$ 21,814.00	\$ 21,814.00
STATE PARKS EARNINGS	0415	DNR LEASING-0415	2929			\$ 80,878.00	\$ 80,878.00
HISTORIC PRESERVATION REVOLV	0430	DNR LEASING-0430	6802			\$ 27,435.00	\$ 27,435.00
NATURAL RESOURCES PROTECTION	0555	DNR LEASING-0555	6803			\$ 8,468.00	\$ 8,468.00
NRP-WATER POLLUTION PERMIT FEE	0568	DNR LEASING-0568	4308			\$ 95,201.00	\$ 95,201.00
SOLID WASTE MGMT-SCRAP TIRE	0569	DNR LEASING-0569	4309			\$ 29,000.00	\$ 29,000.00
SOLID WASTE MANAGEMENT	0570	DNR LEASING-0570	4310			\$ 141,042.00	\$ 141,042.00
NRP-AIR POLLUTION ASBESTOS FEE	0584	DNR LEASING-0584	4312			\$ 18,371.00	\$ 18,371.00
PETROLEUM STORAGE TANK INS	0585	DNR LEASING-0585	4313			\$ 34,945.00	\$ 34,945.00
UNDERGROUND STOR TANK REG PROG	0586	DNR LEASING-0586	4314			\$ 11,061.00	\$ 11,061.00
NRP-AIR POLLUTION PERMIT FEE	0594	DNR LEASING-0594	4315			\$ 274,023.00	\$ 274,023.00
PARKS SALES TAX	0613	DNR LEASING-0613	4316			\$ 125,085.00	\$ 125,085.00
SOIL AND WATER SALES TAX	0614	DNR LEASING-0614	4317			\$ -	\$ -
HAZARDOUS WASTE FUND	0676	DNR LEASING-0676	4321			\$ 136,961.00	\$ 136,961.00
SAFE DRINKING WATER FUND	0679	DNR LEASING-0679	4322			\$ 103,255.00	\$ 103,255.00
GENERAL REVENUE	0101	DNR STATE OWNED-0101	7688	\$ 344,864.00			\$ 344,864.00
DEPT NATURAL RESOURCES	0140	DNR STATE OWNED-0140	7689		\$ 252,884.00		\$ 252,884.00
DNR COST ALLOCATION	0500	DNR STATE OWNED-0500	7690			\$ 75,239.00	\$ 75,239.00
MO AIR EMISSION REDUCTION	0267	DNR STATE OWNED-0267	2974			\$ 42,921.00	\$ 42,921.00
HISTORIC PRESERVATION REVOLV	0430	DNR STATE OWNED-0430	2975			\$ -	\$ -
NATURAL RESOURCES PROTECTION	0555	DNR STATE OWNED-0555	2976			\$ -	\$ -
NRP-WATER POLLUTION PERMIT FEE	0568	DNR STATE OWNED-0568	2982			\$ 123,763.00	\$ 123,763.00
SOLID WASTE MGMT-SCRAP TIRE	0569	DNR STATE OWNED-0569	2983			\$ 7,813.00	\$ 7,813.00
SOLID WASTE MANAGEMENT	0570	DNR STATE OWNED-0570	2986			\$ 18,456.00	\$ 18,456.00
METALLIC MINERALS WASTE MGMT	0575	DNR STATE OWNED-0575	2987			\$ 223.00	\$ 223.00
NRP-AIR POLLUTION ASBESTOS FEE	0584	DNR STATE OWNED-0584	2988			\$ 2,639.00	\$ 2,639.00
NRP-AIR POLLUTION PERMIT FEE	0594	DNR STATE OWNED-0594	3013			\$ 77,115.00	\$ 77,115.00
SOIL AND WATER SALES TAX	0614	DNR STATE OWNED-0614	3015			\$ 32,406.00	\$ 32,406.00
ENERGY SET ASIDE PROGRAM	0667	DNR STATE OWNED-0667	5624			\$ 29,006.00	\$ 29,006.00
HAZARDOUS WASTE FUND	0676	DNR STATE OWNED-0676	3016			\$ 29,056.00	\$ 29,056.00
SAFE DRINKING WATER FUND	0679	DNR STATE OWNED-0679	3020			\$ 119,321.00	\$ 119,321.00
MINED LAND RECLAMATION	0906	DNR STATE OWNED-0906	3024			\$ 10,458.00	\$ 10,458.00
ENERGY FUTURES FUND	0935	DNR STATE OWNED-0935	6065			\$ 706.00	\$ 706.00
GENERAL REVENUE	0101	ETHICS COMMISSION-0101	3271	\$ 110,411			\$ 110,411

**HB 13 FUND SUMMARY
FY 2022**

<i>FUND NAME</i>	<i>FUND</i>	<i>APPROPRIATION NAME</i>	<i>APPROP</i>	<i>GENERAL REVENUE</i>	<i>FEDERAL</i>	<i>OTHER</i>	<i>TOTAL</i>
OA REVOLVING ADMINISTRATIVE TR	0505	MULTI TENANT-0505	6194			\$ 170,242	\$ 170,242
OA REVOLVING ADMINISTRATIVE TR	0505	MULTI TENANT ST OWN-0505	2777			\$ 378,314	\$ 378,314
OA REVOLVING ADMINISTRATIVE TR	0505	MULTI TENANT INST-0505	3741			\$ 951,444	\$ 951,444
GENERAL REVENUE	0101	OFFICE OF ADMINISTRATION-0101	1059	\$ 526,580			\$ 526,580
STATE FACILITY MAINT & OPERAT	0501	OFFICE OF ADMINISTRATION-0501	1066			\$ 325,819	\$ 325,819
OA REVOLVING ADMINISTRATIVE TR	0505	OFFICE OF ADMINISTRATION-0505	1067			\$ 129,186	\$ 129,186
GENERAL REVENUE	0101	OA STATE OWNED-0101	7670	\$ 3,338,949			\$ 3,338,949
STATE FACILITY MAINT & OPERAT	0501	OA STATE OWNED-0501	7674			\$ 459,526	\$ 459,526
CHILDREN'S TRUST	0694	OA STATE OWNED-0694	7675			\$ 23,230	\$ 23,230
GENERAL REVENUE	0101	PUBLIC SAFETY LEASING-0101	6075	\$ 3,123			\$ 3,123
STATE EMERGENCY MANAGEMENT	0145	PUBLIC SAFETY LEASING-0145	7470		\$ 7,711		\$ 7,711
VETERANS' COMMISSION CI TRUST	0304	PUBLIC SAFETY LEASING-0304	8315			\$ 261,461	\$ 261,461
DIV OF ALCOHOL & TOBACCO CONTROL	0544	PUBLIC SAFETY LEASING-0544	1272			\$ 109,073	\$ 109,073
JUSTICE ASSISTANCE GRANT PROGR	0782	PUBLIC SAFETY LEASING-0782	4215		\$ -		\$ -
GENERAL REVENUE	0101	PUBLIC SAFETY STATE OWNED-0101	7728	\$ 263,026			\$ 263,026
STATE EMERGENCY MANAGEMENT	0145	PUBLIC SAFETY STATE OWNED-0145	7729		\$ 60,902		\$ 60,902
DIV OF ALCOHOL & TOBACCO CONTROL	0544	PUBLIC SAFETY STATE OWNED-0544	4447			\$ 119,487	\$ 119,487
SEMA-MISSOURI DISASTER	0663	PUBLIC SAFETY STATE OWNED-0663	9239		\$ -		\$ -
VETERANS' COMMISSION CI TRUST	0304	PUBLIC SAFETY STATE OWNED-0304	8316			\$ 109,286	\$ 109,286
GAMING COMMISSION FUND	0286	GAMING COMMISSION-0286	3198			\$ 420,783	\$ 420,783
GAMING COMMISSION FUND	0286	GAMING COMMISSION STATE OWNED-0286	7883			\$ 77,759	\$ 77,759
GENERAL REVENUE	0101	STATE HIGHWAY PATROL-0101	2006	\$ 187,332			\$ 187,332
DEPT OF PUBLIC SAFETY	0152	STATE HIGHWAY PATROL-0152	7879		\$ 8,233		\$ 8,233
STATE HWYS AND TRANS DEPT	0644	STATE HIGHWAY PATROL-0644	3194			\$ 1,212,285	\$ 1,212,285
STATE HWYS AND TRANS DEPT	0644	DPS HP STATE OWNED-0644	7740			\$ 170,578	\$ 170,578
GENERAL REVENUE	0101	DPS-SHP-INSTIT-0101	7741	\$ 529,320			\$ 529,320
STATE HWYS AND TRANS DEPT	0644	DPS-SHP-INSTIT-0644	7745			\$ 1,742,188	\$ 1,742,188
ADJUTANT GENERAL-GR	0101	NATIONAL GUARD-0100	1277	\$ 24,419			\$ 24,419
ADJUTANT GENERAL-FEDERAL	0190	NATIONAL GUARD-0190	3195		\$ 1,638,806		\$ 1,638,806
FEDERAL DRUG SEIZURE	0194	NATIONAL GUARD-0194	6060		\$ 26,400		\$ 26,400
GENERAL REVENUE	0101	REVENUE LEASING-0101	6090	\$ 441,891			\$ 441,891
GENERAL REVENUE	0101	REVENUE STATE OWNED-0101	7666	\$ 1,875,226			\$ 1,875,226
LOTTERY ENTERPRISE	0657	LOTTERY LEASING-0657	3307			\$ 439,799	\$ 439,799
GENERAL REVENUE	0101	SEC OF STATE LEASING-0101	6080	\$ 603,513			\$ 603,513
LOCAL RECORDS PRESERVATION	0577	SEC OF STATE LEASING-0577	6081			\$ 2,100	\$ 2,100
GENERAL REVENUE	0101	SEC OF STATE STATE OWNED-0101	7773	\$ 949,548			\$ 949,548
SEC OF ST TECHNOLOGY TRUST	0266	SEC OF STATE STATE OWNED-0266	7774			\$ 11,283	\$ 11,283
LOCAL RECORDS PRESERVATION	0577	SEC OF STATE STATE OWNED-0577	7775			\$ 5,704	\$ 5,704
INVESTOR EDUC & PROTECTION	0829	SEC OF STATE STATE OWNED-0829	7776			\$ 22,227	\$ 22,227
GENERAL REVENUE	0101	SOCIAL SERVICES LEASING-0101	1434	\$ 9,753,126			\$ 9,753,126
DEPT OF SOC SERV FEDERAL & OTH	0610	SOCIAL SERVICES LEASING-0610	1435		\$ 5,486,138		\$ 5,486,138
GENERAL REVENUE	0101	SOCIAL SRVS STATE OWNED-0101	7759	\$ 5,577,072			\$ 5,577,072
TEMP ASSIST NEEDY FAM FEDERAL	0199	SOCIAL SRVS STATE OWNED-0199	7762		\$ 122,695		\$ 122,695
HEALTH INITIATIVES	0275	SOCIAL SRVS STATE OWNED-0275	7763			\$ 14,976	\$ 14,976
DEPT OF SOC SERV FEDERAL & OTH	0610	SOCIAL SRVS STATE OWNED-0610	7764		\$ 787,294		\$ 787,294
DOSS EDUCATIONAL IMPROVEMENT	0620	SOCIAL SRVS STATE OWNED-0620	7765			\$ 5,272	\$ 5,272
GENERAL REVENUE	0101	SOCIAL SRVS INSTITUTIONAL-0101	7769	\$ 3,503,598			\$ 3,503,598

**HB 13 FUND SUMMARY
FY 2022**

<i>FUND NAME</i>	<i>FUND</i>	<i>APPROPRIATION NAME</i>	<i>APPROP</i>	<i>GENERAL REVENUE</i>	<i>FEDERAL</i>	<i>OTHER</i>	<i>TOTAL</i>
DEPT OF SOC SERV FEDERAL & OTH	0610	SOCIAL SRVS INSTITUTIONAL-0610	7770		\$ 843,827		\$ 843,827
GENERAL REVENUE	0101	GOVERNORS OFFICE ST OWNED-0101	2662	\$ 508,408			\$ 508,408
GENERAL REVENUE	0101	LT GOV OFFICE LEASING-0101	5619	\$ 46,786			\$ 46,786
MO ARTS COUNCIL TRUST	0262	LT GOV OFFICE LEASING-0262	5618			\$ 59,391	\$ 59,391
GENERAL REVENUE	0101	LT GOV OFFICE ST OWNED-0101	2664	\$ 33,672			\$ 33,672
STATE TREASURER'S GEN OPERATION	0164	TREASURER STATE OWNED-0164	7788			\$ 184,164	\$ 184,164
				\$ 74,894,650	\$ 19,351,221	\$ 13,991,171	\$ 108,237,042

LEASED FACILITIES

LEASED FACILITIES													GENERAL REVENUE	FED	OTHER	
LEASE ID	END DATE	COUNTY	CITY	ADDRESS	SPACE USE	SQ FT	CPSF	FTE	ANNUAL RENT	ANNUAL SERVICES						
AGRICULTURE																
01111549	06/30/21	BUCHANAN	ST JOSEPH	401 ILLINOIS AVE	OFFICE	2,400	\$ 9.82	0.00	\$ 25,453	\$ 5,053	\$ -	\$ -	\$ -	\$ -	\$ 30,506	
02601089	06/30/20	COLE	JEFFERSON CITY	1327 HWY 179	STORAGE	1,764	\$ 3.50	0.00	\$ 7,409	\$ -	\$ -	\$ -	\$ -	\$ -	\$ 7,409	
03900466	06/30/28	GREENE	SPRINGFIELD	701 N MILLER	LAB	11,234	\$ 13.47	9.00	\$ 151,398	\$ 76,734	\$ 228,132	\$ -	\$ -	\$ -	\$ -	
06611602	06/30/18	MILLER	IBERIA	200 FIREHOUSE LANE	STORAGE	320	\$ 9.19	0.00	\$ 3,088	\$ 1,361	\$ -	\$ -	\$ 4,449	\$ -	\$ -	
07200234	06/30/19	NEW MADRID	NEW MADRID	718 US HIGHWAY 61	LAB	2,523	\$ 9.85	13.70	\$ 26,094	\$ 8,162	\$ -	\$ -	\$ -	\$ 34,256	\$ -	
08702505	06/30/18	RALLS	PERRY	100 EAST MARTIN	OFFICE	223	\$ 4.30	0.00	\$ 960	\$ 58	\$ -	\$ -	\$ -	\$ -	\$ 1,018	
Real Estate Services Allocation																
FY22 Agriculture Lease Requirement						18,464	\$ 11.61	22.70	\$ 12,245	\$ 91,368	\$ 238,055	\$ 4,640	\$ 3,131			
ATTORNEY GENERAL																
01611630	06/30/22	CAPE GIRARDEAU	CAPE GIRARDEAU	2311 BLOOMFIELD ROAD	OFFICE	2,533	\$ 13.19	11.00	\$ 33,410	\$ 9,857	\$ -	\$ 19,037	\$ -	\$ 24,230	\$ -	
02600662	06/30/18	COLE	JEFFERSON CITY	JEFFERSON CITY - LOT 26	PARKING	-	\$ -	-	\$ 94,293	\$ 9,429	\$ 70,686	\$ 19,707	\$ -	\$ 13,329	\$ -	
02600791	06/30/30	COLE	JEFFERSON CITY	200 MADISON	OFFICE	2,518	\$ 10.30	10.00	\$ 25,945	\$ 5,367	\$ -	\$ -	\$ -	\$ 31,312	\$ -	
02601879	06/30/18	COLE	JEFFERSON CITY	211 W WALL WAY	PARKING	-	\$ -	-	\$ 5,850	\$ 585	\$ 6,435	\$ -	\$ -	\$ -	\$ -	
02602364	06/30/24	COLE	JEFFERSON CITY	4720 SCRUGGS STATION RD	STORAGE	2,812	\$ 2.53	-	\$ 7,114	\$ 1,274	\$ 8,388	\$ -	\$ -	\$ -	\$ -	
28202602	06/30/20	COLE	JEFFERSON CITY	212-222 W MCCARTY ST	PARKING	-	\$ -	-	\$ 16,920	\$ 1,692	\$ 18,612	\$ -	\$ -	\$ -	\$ -	
88602601	06/30/20	COLE	JEFFERSON CITY	216-222 REAR MCCARTY	PARKING	-	\$ -	-	\$ 2,255	\$ 226	\$ 2,481	\$ -	\$ -	\$ -	\$ -	
02600662	07/31/96	COLE	JEFFERSON CITY	CITY OF JEFFERSON LOT 26	PARKING	-	\$ -	-	\$ 1,899	\$ 190	\$ 2,089	\$ -	\$ -	\$ -	\$ -	
03900710	06/30/18	GREENE	SPRINGFIELD	305 & 405 W OLIVE	PARKING	-	\$ -	-	\$ 7,504	\$ 750	\$ 3,752	\$ 1,876	\$ 2,626	\$ -	\$ -	
04811698	06/30/20	JACKSON	KANSAS CITY	1119 CHERRY ST	PARKING	-	\$ -	-	\$ 9,903	\$ 990	\$ 10,893	\$ -	\$ -	\$ -	\$ -	
11501723	10/12/22	ST. LOUIS CITY	ST. LOUIS	OLD POST OFFICE-815 OLIVE ST	OFFICE	24,190	\$ 15.01	86.00	\$ 363,040	\$ 58,085	\$ 246,865	\$ 68,978	\$ 105,282	\$ -	\$ -	
11502732	12/31/32	ST. LOUIS CITY	ST. LOUIS	OLD POST OFFICE-815 OLIVE ST	OFFICE	4,574	\$ 20.39	-	\$ 93,242	\$ 14,672	\$ -	\$ -	\$ 107,914	\$ -	\$ -	
11501808	06/30/18	ST. LOUIS CITY	ST. LOUIS	OLD POST OFFICE-911 OLIVE ST	PARKING	-	\$ -	-	\$ 89,981	\$ 13,497	\$ 60,288	\$ 17,096	\$ 26,094	\$ -	\$ -	
Real Estate Services Allocation																
FY22 Attorney General Lease Requirement						36,627	\$ 20.51	107.00	\$ 788,087	\$ 116,614	\$ 448,656	\$ 132,073	\$ 323,972			
AUDITOR																
03900710	06/30/18	GREENE	SPRINGFIELD	305 W. OLIVE, 405 W. OLIVE	PARKING	-	\$ -	-	\$ 2,509	\$ -	\$ 2,509	\$ -	\$ -	\$ -	\$ -	
04811698	06/30/20	JACKSON	KANSAS CITY	1119 CHERRY STREET	PARKING	-	\$ -	-	\$ 4,356	\$ -	\$ 4,356	\$ -	\$ -	\$ -	\$ -	
11501821	06/30/19	ST LOUIS CITY	ST. LOUIS	604 PINE ST	PARKING	-	\$ -	-	\$ 4,884	\$ -	\$ 4,884	\$ -	\$ -	\$ -	\$ -	
Real Estate Services Allocation																
FY22 Auditor Lease Requirement						-	N/A	-	\$ 12,251	\$ -	\$ 12,251	\$ -	\$ -			
CORRECTIONS																
00101150	06/30/23	ADAIR	KIRKSVILLE	516 S MAIN ST	OFFICE	2,336	\$ 11.50	7.00	\$ 26,864	\$ 6,737	\$ 33,601	\$ -	\$ -	\$ -	\$ -	
00402220	06/30/20	AUDRAIN	MEXICO	101 N JEFFERSON	OFFICE	250	\$ 4.80	2.00	\$ 1,200	\$ 180	\$ 1,380	\$ -	\$ -	\$ -	\$ -	
00502624	06/30/21	BARRY	CASSVILLE	3200 County Farm Rd, Suite B	OFFICE	3,894	\$ 11.71	13.00	\$ 45,599	\$ 16,312	\$ 61,911	\$ -	\$ -	\$ -	\$ -	
00601104	06/30/23	BARTON	LAMAR	501 & 503 13TH STREET	OFFICE	972	\$ 10.28	2.00	\$ 9,992	\$ 3,566	\$ 13,558	\$ -	\$ -	\$ -	\$ -	
00701305	06/30/18	BATES	BUTLER	2-4 WEST OHIO STREET	OFFICE	1,307	\$ 9.94	3.00	\$ 12,992	\$ 6,151	\$ 19,143	\$ -	\$ -	\$ -	\$ -	
00811634	06/30/23	BENTON	WARSAW	1649 COMMERCIAL, UNIT #1	OFFICE	1,903	\$ 7.02	5.00	\$ 13,359	\$ 7,076	\$ 20,435	\$ -	\$ -	\$ -	\$ -	
00900384	06/30/20	BOLLINGER	MARBLE HILL	602 HIGHWAY 34 WEST	OFFICE	100	\$ 8.12	2.00	\$ 812	\$ 426	\$ 1,238	\$ -	\$ -	\$ -	\$ -	
01011536	06/30/21	BOONE	COLUMBIA	1903 NORTH PROVIDENCE ROAD	OFFICE	10,102	\$ 13.00	35.00	\$ 131,326	\$ 38,521	\$ 169,847	\$ -	\$ -	\$ -	\$ -	
01011614	06/30/25	BOONE	COLUMBIA	316 TIGER LANE	OFFICE	3,722	\$ 14.75	11.00	\$ 54,900	\$ 18,074	\$ 72,974	\$ -	\$ -	\$ -	\$ -	
01100335	06/30/18	BUCHANAN	ST JOSEPH	6TH & JULES	PARKING	-	\$ -	-	\$ 4,415	\$ -	\$ 4,415	\$ -	\$ -	\$ -	\$ -	
01101316	06/30/22	BUCHANAN	ST. JOSEPH	902 EDMONDS STREET	OFFICE	881	\$ 9.56	14.00	\$ 8,422	\$ 998	\$ 9,420	\$ -	\$ -	\$ -	\$ -	
01101316	06/30/22	BUCHANAN	ST. JOSEPH	902 EDMONDS STREET	OFFICE	11,413	\$ 9.56	-	\$ 109,108	\$ 12,931	\$ 122,039	\$ -	\$ -	\$ -	\$ -	
01500065	06/30/22	CAMDEN	CAMDENTON	409 WEST HIGHWAY 54	OFFICE	5,733	\$ 9.40	10.50	\$ 53,890	\$ 23,813	\$ 77,703	\$ -	\$ -	\$ -	\$ -	
01601005	06/30/21	CAPE GIRARDEAU	CAPE GIRARDEAU	3463 ARMSTRONG DRIVE	OFFICE	6,845	\$ 11.00	27.50	\$ 75,295	\$ 29,033	\$ 104,328	\$ -	\$ -	\$ -	\$ -	
01701301	06/30/18	CARROLL	CARROLLTON	1303 N HWY 65	OFFICE	595	\$ 9.35	2.00	\$ 5,563	\$ 3,755	\$ 9,318	\$ -	\$ -	\$ -	\$ -	
98701902	06/30/18	CASS	BELTON	836 NORTH SCOTT AVE	OFFICE	6,173	\$ 10.00	15.00	\$ 61,730	\$ 36,374	\$ 98,104	\$ -	\$ -	\$ -	\$ -	
02201599	12/31/18	CHRISTIAN	NIXA	301-3, 301-4 & 301-5 HWY CC	OFFICE	4,165	\$ 7.43	15.00	\$ 30,946	\$ 12,704	\$ 43,650	\$ -	\$ -	\$ -	\$ -	
02400134	06/30/24	CLAY	LIBERTY	910 KENT	OFFICE	8,814	\$ 12.01	34.00	\$ 105,898	\$ 35,011	\$ 140,909	\$ -	\$ -	\$ -	\$ -	
02611662	06/30/23	COLE	JEFFERSON CITY	2728 PLAZA DRIVE UPPER LEVEL	OFFICE	5,992	\$ 9.30	19.00	\$ 55,750	\$ 18,597	\$ 74,347	\$ -	\$ -	\$ -	\$ -	
02600843	06/30/23	COLE	JEFFERSON CITY	2728 PLAZA DRIVE LOWER LEVEL	OFFICE	5,195	\$ 9.01	12.00	\$ 46,807	\$ 15,971	\$ 62,778	\$ -	\$ -	\$ -	\$ -	
02601412	06/30/24	COLE	JEFFERSON CITY	2715 AND 2729 PLAZA DRIVE	OFFICE	39,549	\$ 9.85	161.00	\$ 423,175	\$ 125,418	\$ 548,593	\$ -	\$ -	\$ -	\$ -	
02611686	06/30/24	COLE	JEFFERSON CITY	2715 AND 2729 PLAZA DRIVE	WAREHOUSE	31,801	\$ 2.20	5.00	\$ 72,781	\$ 82,226	\$ 155,007	\$ -	\$ -	\$ -	\$ -	
02611686	06/30/24	COLE	JEFFERSON CITY	2716 AND 2729 PLAZA DRIVE	WAREHOUSE	3,500	\$ 2.20	-	\$ 7,700	\$ -	\$ 7,700	\$ -	\$ -	\$ -	\$ -	
02601531	06/30/21	COLE	JEFFERSON CITY	312 WILSON DRIVE	STORAGE	50,210	\$ 2.55	-	\$ 128,036	\$ 83,976	\$ -	\$ -	\$ -	\$ 212,012	\$ -	
02602229	06/30/19	COLE	JEFFERSON CITY	3400 KNIPP DR	OFFICE	17,609	\$ 9.00	60.00	\$ 158,481	\$ 66,632	\$ 225,113	\$ -	\$ -	\$ -	\$ -	
02602230	08/31/18	COLE	JEFFERSON CITY	3411-B KNIPP DR	OFFICE	7,136	\$ 8.14	35.00	\$ 58,087	\$ 25,948	\$ 84,035	\$ -	\$ -	\$ -	\$ -	
02600585	04/30/20	COLE	JEFFERSON CITY	2705 WEST MAIN	OFFICE	5,696	\$ 6.63	23.00	\$ 37,764	\$ 19,852	\$ 57,616	\$ -	\$ -	\$ -	\$ -	
02602364	06/30/24	COLE	JEFFERSON CITY	4720 SCRUGGS STATION ROAD	STORAGE	20,000	\$ 2.53	-	\$ 50,600	\$ 14,124	\$ 36,245	\$ -	\$ 28,479	\$ -	\$ -	
02711666	06/30/23	COOPER	BOONVILLE	479 COLONEL SANDERS LANE	OFFICE	1,600	\$ 10.00	4.00	\$ 16,000	\$ 8,776	\$ 24,776	\$ -	\$ -	\$ -	\$ -	
02802504	06/30/22	CRAWFORD	STEELEVILLE	101 S. 1ST STREET	OFFICE	3,883	\$ 9.01	12.00	\$ 34,986	\$ 14,337	\$ 49,323	\$ -	\$ -	\$ -	\$ -	

LEASED FACILITIES													GENERAL	FED	OTHER
LEASE ID	END DATE	COUNTY	CITY	ADDRESS	SPACE USE	SQ FT	CPSF	FTE	ANNUAL RENT	ANNUAL SERVICES	GENERAL REVENUE	FED	OTHER		
<i>CORRECTIONS - continued</i>															
02902721	06/30/18	DADE	GREENFIELD	2 NORTH MAIN STREET	OFFICE	150	\$ 4.62	1.00	\$ 693	\$ 369	\$ 1,062	-	\$ -		
03201609	06/30/20	DEKALB	CAMERON	207 E. MCELWAIN DR.	OFFICE	1,442	\$ 9.20	-	\$ 13,266	\$ 4,579	\$ 17,845	-	\$ -		
03202053	06/30/20	DEKALB	CAMERON	207 E. MCELWAIN DR.	OFFICE	2,320	\$ 9.75	10.00	\$ 22,620	\$ 7,471	\$ 30,091	-	\$ -		
03502529	06/30/23	DUNKLIN	MALDEN	1905 NORTH DOUGLAS	OFFICE	1,500	\$ 10.41	3.00	\$ 15,615	\$ 6,197	\$ 21,812	-	\$ -		
03600586	06/30/20	FRANKLIN	UNION	3 TRUMAN COURT	OFFICE	6,852	\$ 9.75	30.00	\$ 66,807	\$ 23,266	\$ 90,073	-	\$ -		
03900344	06/30/24	GREENE	SPRINGFIELD	2530 SOUTH CAMPBELL	OFFICE	14,368	\$ 13.75	53.00	\$ 197,560	\$ 51,278	\$ 248,838	-	\$ -		
03900909	06/30/20	GREENE	SPRINGFIELD	1735 W CATALPA STREET	OFFICE	11,979	\$ 8.32	42.00	\$ 99,665	\$ 45,378	\$ 145,043	-	\$ -		
03911547	06/30/28	GREENE	SPRINGFIELD	2442 N BOLIVAR	OFFICE	6,146	\$ 16.25	30.00	\$ 99,873	\$ 25,560	\$ 125,433	-	\$ -		
04000801	06/30/23	GRUNDY	TRENTON	1601 EAST 30TH STREET	OFFICE	2,862	\$ 9.98	6.00	\$ 28,563	\$ 11,346	\$ 39,909	-	\$ -		
04201729	06/30/19	HENRY	CLINTON	104 W. JEFFERSON	OFFICE	1,400	\$ 6.60	4.00	\$ 9,240	\$ 6,173	\$ 15,413	-	\$ -		
04502593	06/30/21	HOWARD	FAYETTE	600 WEST MORRISON	OFFICE	600	\$ 8.00	1.00	\$ 4,800	\$ 1,852	\$ 6,652	-	\$ -		
04600268	06/30/21	HOWELL	WEST PLAINS	1580 IMPERIAL CENTER	OFFICE	5,610	\$ 9.00	23.00	\$ 50,490	\$ 20,361	\$ 70,851	-	\$ -		
04700834	06/30/24	IRON	IRONTON	202 PARK DRIVE	OFFICE	350	\$ 7.80	2.00	\$ 2,730	\$ 1,318	\$ 4,048	-	\$ -		
04800299	06/30/20	JACKSON	KANSAS CITY	1330 BRUSH CREEK BLVD	OFFICE	9,981	\$ 11.54	39.00	\$ 115,181	\$ 59,425	\$ 174,606	-	\$ -		
04801336	06/30/19	JACKSON	KANSAS CITY	8800 BLUE RIDGE BLVD	OFFICE	10,282	\$ 10.91	34.00	\$ 112,177	\$ 20,749	\$ 132,926	-	\$ -		
04801419	06/30/22	JACKSON	INDEPENDENCE	14440 E. 42ND ST.	OFFICE	9,203	\$ 14.98	35.00	\$ 137,861	\$ 43,835	\$ 181,696	-	\$ -		
04801639	06/30/22	JACKSON	KANSAS CITY	1730 PROSPECT AVE	OFFICE	10,895	\$ 14.88	34.50	\$ 162,118	\$ 31,249	\$ 193,367	-	\$ -		
04811511	06/30/21	JACKSON	KANSAS CITY	1401 OAK ST	PARKING	-	\$ -	-	\$ 18,000	\$ -	\$ 18,000	-	\$ -		
04900530	06/30/23	JASPER	JOPLIN	1919 NORTH RANGE LINE	OFFICE	9,391	\$ 9.24	31.50	\$ 86,752	\$ 41,466	\$ 128,218	-	\$ -		
05000164	06/30/18	JEFFERSON	HILLSBORO	4621 YEAGER ROAD	OFFICE	8,566	\$ 10.23	41.00	\$ 83,519	\$ 35,144	\$ 118,663	-	\$ -		
05100004	06/30/20	JOHNSON	WARRENSBURG	505 N RIDGEVIEW	OFFICE	5,178	\$ 9.23	15.50	\$ 47,793	\$ 19,499	\$ 67,292	-	\$ -		
05301281	06/30/20	LACLEDE	LEBANON	300 S. JACKSON	OFFICE	3,021	\$ 9.99	13.50	\$ 30,180	\$ 14,375	\$ 44,555	-	\$ -		
05401782	06/30/22	LAFAYETTE	LEXINGTON	1102 MAIN ST	OFFICE	3,946	\$ 7.49	13.50	\$ 29,556	\$ 19,945	\$ 49,501	-	\$ -		
05501689	06/30/24	LAWRENCE	AURORA	25 & 27 WEST LOCUST ST	OFFICE	3,568	\$ 7.35	13.00	\$ 26,230	\$ 14,898	\$ 41,128	-	\$ -		
05700850	06/30/20	LINCOLN	TROY	311 TRAVIS BLVD	OFFICE	5,843	\$ 9.55	24.00	\$ 55,801	\$ 22,191	\$ 77,992	-	\$ -		
05801442	06/30/18	LINN	BROOKFIELD	301 BURNHAM ST	OFFICE	2,218	\$ 7.46	9.00	\$ 16,546	\$ 11,044	\$ 27,590	-	\$ -		
05900168	06/30/22	LIVINGSTON	CHILLICOTHE	98 WASHINGTON ST	OFFICE	1,691	\$ 10.00	5.00	\$ 16,910	\$ 4,513	\$ 21,423	-	\$ -		
06100821	06/30/20	MACON	MACON	1716-1718 N. PROSPECT	OFFICE	4,463	\$ 9.00	7.00	\$ 40,167	\$ 15,739	\$ 55,906	-	\$ -		
06201856	06/30/21	MADISON	FREDERICKTOWN	124 N MAIN ST	OFFICE	300	\$ 6.80	3.00	\$ 2,040	\$ 204	\$ 2,244	-	\$ -		
06011612	06/30/23	MCDONALD	PINEVILLE	5265 S BUSINESS HWY 71, STE D	OFFICE	1,375	\$ 8.95	2.00	\$ 12,306	\$ 6,074	\$ 18,380	-	\$ -		
06600815	06/30/19	MILLER	ELDON	6 SOUTH INDUSTRIAL PARK	OFFICE	1,832	\$ 9.45	4.00	\$ 17,312	\$ 7,335	\$ 24,647	-	\$ -		
06602062	06/30/20	MILLER	LAKE OZARK	101 CROSSINGS WEST DR	OFFICE	2,100	\$ 10.50	9.00	\$ 22,050	\$ 7,396	\$ 29,446	-	\$ -		
06701758	06/30/21	MISSISSIPPI	CHARLESTON	305 S. COOPER ST	OFFICE	3,250	\$ 11.00	6.00	\$ 35,750	\$ 14,254	\$ 50,004	-	\$ -		
07101874	06/30/18	MORGAN	VERSAILLES	203 SOUTH HIGHWAY 5	OFFICE	1,662	\$ 5.80	7.00	\$ 9,640	\$ 8,154	\$ 17,794	-	\$ -		
07201765	06/30/24	NEW MADRID	NEW MADRID	350 US HWY 61 S	OFFICE	2,610	\$ 7.55	6.00	\$ 19,712	\$ 8,262	\$ 27,974	-	\$ -		
07301063	06/30/24	NEWTON	NEOSHO	1845 LAQUESTA DRIVE	OFFICE	4,567	\$ 10.50	13.00	\$ 47,954	\$ 20,413	\$ 68,367	-	\$ -		
07402243	06/30/20	NODAWAY	MARYVILLE	115 E 4TH ST	OFFICE	2,180	\$ 9.30	6.00	\$ 20,274	\$ 11,391	\$ 31,665	-	\$ -		
88607802	12/31/18	PEMISCOT	CARUTHERSVILLE	911 HIGHWAY 84 WEST	OFFICE	3,735	\$ 9.37	11.00	\$ 34,997	\$ 14,002	\$ 48,999	-	\$ -		
07802625	06/30/19	PEMISCOT	HAYTI	317 E BROADWAY	OFFICE	634	\$ 7.57	-	\$ 4,800	\$ 1,793	\$ 6,593	-	\$ -		
07900549	06/30/18	PERRY	PERRYVILLE	12 EAST WICHERN RD	OFFICE	1,330	\$ 11.44	3.00	\$ 15,215	\$ 3,124	\$ 18,339	-	\$ -		
08000962	06/30/24	PETTIS	SEDALIA	205 THOMPSON ROAD	OFFICE	5,500	\$ 9.00	19.00	\$ 49,500	\$ 21,548	\$ 71,048	-	\$ -		
08100731	06/30/22	PHIELPS	ROLLA	1101-1111 KINGSHIGHWAY	OFFICE	5,120	\$ 8.04	24.00	\$ 41,165	\$ 17,828	\$ 58,993	-	\$ -		
08201307	06/30/22	PIKE	BOWLING GREEN	1610 BUSINESS 54 WEST	OFFICE	970	\$ 6.50	3.00	\$ 6,305	\$ 3,508	\$ 9,813	-	\$ -		
08302054	06/30/19	PLATTE	PLATTE CITY	1120 BRANCH ST	OFFICE	1,134	\$ 12.70	7.00	\$ 14,402	\$ 6,474	\$ 20,876	-	\$ -		
08401596	06/30/18	POLK	BOLIVAR	3369 S. SPRINGFIELD	OFFICE	970	\$ 7.36	1.00	\$ 7,139	\$ 4,101	\$ 11,240	-	\$ -		
08500385	06/30/24	PULASKI	WAYNESVILLE	712 HISTORIC 66 WEST	OFFICE	1,820	\$ 9.10	8.00	\$ 16,562	\$ 8,274	\$ 24,836	-	\$ -		
08811646	06/30/24	RANDOLPH	MOBERLY	1317 E HIGHWAY 24, SUITE B	OFFICE	3,823	\$ 8.89	12.50	\$ 33,999	\$ 17,182	\$ 51,181	-	\$ -		
08901088	06/30/21	RAY	RICHMOND	901 E LEXINGTON	OFFICE	908	\$ 9.00	2.00	\$ 8,172	\$ 3,352	\$ 11,524	-	\$ -		
09700812	06/30/22	SALINE	MARSHALL	1239 SANTE FE TRAIL	OFFICE	4,150	\$ 11.07	8.00	\$ 45,941	\$ 17,503	\$ 63,444	-	\$ -		
10001064	06/30/23	SCOTT	SIKESTON	102 ARTHUR DRIVE	OFFICE	6,461	\$ 9.98	21.00	\$ 64,481	\$ 25,414	\$ 89,895	-	\$ -		
09200463	06/30/20	ST. CHARLES	ST CHARLES	211 COMPASS POINT DRIVE	OFFICE	11,041	\$ 14.95	48.00	\$ 165,063	\$ 49,372	\$ 214,435	-	\$ -		
09401266	06/30/19	ST. FRANCOIS	FARMINGTON	901 PROGRESS DR	SCHOOL	7,417	\$ 10.25	18.00	\$ 76,024	\$ 25,250	\$ 101,274	-	\$ -		
09511601	06/30/22	ST. GENEVIEVE	ST. GENEVIEVE	295 BROOKS STREET	OFFICE	680	\$ 1.32	2.00	\$ 898	\$ 90	\$ 988	-	\$ -		
09601042	06/30/20	ST. LOUIS	ST LOUIS	9441 DIELMAN ROCK ISLAND	OFFICE	11,641	\$ 13.01	42.00	\$ 151,449	\$ 62,506	\$ 213,955	-	\$ -		
11500493	06/30/18	ST. LOUIS CITY	ST LOUIS	1430 OLIVE STREET	PARKING	-	\$ -	-	\$ 5,880	\$ -	\$ 5,880	-	\$ -		
11500532	06/30/18	ST. LOUIS CITY	ST LOUIS	1500 PINE	PARKING	-	\$ -	-	\$ 4,872	\$ -	\$ 4,872	-	\$ -		
11501528	06/30/18	ST. LOUIS CITY	ST LOUIS	421 SOUTH 11 ST	PARKING	-	\$ -	-	\$ 18,241	\$ -	\$ 18,241	-	\$ -		
11502228	06/30/18	ST. LOUIS CITY	ST LOUIS	1115 CLARK AVE	PARKING	-	\$ -	-	\$ 5,760	\$ -	\$ 5,760	-	\$ -		
11502475	06/30/22	ST. LOUIS CITY	ST LOUIS	3101 CHOTEAU AVE	PARKING	-	\$ -	-	\$ 4,200	\$ -	\$ 4,200	-	\$ -		
10301015	06/30/24	STODDARD	DEXTER	1003 WILDWOOD DRIVE	OFFICE	4,562	\$ 8.84	9.00	\$ 40,328	\$ 10,846	\$ 51,174	-	\$ -		
88610402	06/30/20	STONE	GALENA	30832 HWY 413	OFFICE	2,059	\$ 10.74	9.00	\$ 22,114	\$ 10,461	\$ 32,575	-	\$ -		

LEASED FACILITIES											GENERAL	FED	OTHER
LEASE ID	END DATE	COUNTY	CITY	ADDRESS	SPACE USE	SQ FT	CPSF	FTE	ANNUAL RENT	ANNUAL SERVICES	REVENUE		
CORRECTIONS - continued													
10701017	06/30/22	TEXAS	HOUSTON	16798 OAK HILLS DRIVE	OFFICE	1,390	\$ 8.99	2.00	\$ 12,496	\$ 5,974	\$ 18,470	\$ -	\$ -
10800456	06/30/18	VERNON	NEVADA	330 S. PREWITT	OFFICE	4,795	\$ 10.00	18.00	\$ 47,950	\$ 21,143	\$ 69,093	\$ -	\$ -
10900092	06/30/23	WARREN	WARRENTON	3409 N HWY 47	OFFICE	2,334	\$ 9.90	5.00	\$ 23,101	\$ 10,460	\$ 33,561	\$ -	\$ -
11002661	06/30/19	WASHINGTON	POTOSI	23 SOUTHTOWNE DRIVE	OFFICE	3,902	\$ 9.99	12.00	\$ 38,981	\$ 15,594	\$ 54,575	\$ -	\$ -
11201899	06/30/18	WEBSTER	MARSHFIELD	201 E. WASHINGTON	OFFICE	788	\$ 7.00	2.00	\$ 5,516	\$ 3,417	\$ 8,933	\$ -	\$ -
11411610	06/30/20	WRIGHT	HARTVILLE	124 S MAIN	OFFICE	1,500	\$ 8.00	8.00	\$ 12,000	\$ 8,508	\$ 20,508	\$ -	\$ -
Real Estate Services Allocation						-	-	-	\$ 272,078	-	\$ 261,547	\$ -	\$ 10,531
FY22 Corrections Lease Requirement						520,326	\$ 8.98	1,422.00	\$ 4,944,137	\$ 1,771,758	\$ 6,464,873	\$ -	\$ 251,022
ECONOMIC DEVELOPMENT													
02602364	06/30/24	COLE	JEFFERSON CITY	4720 SCRUGGS STATION RD	STORAGE	1,309	\$ 2.53	-	\$ 3,312	\$ 787	\$ -	\$ -	\$ 4,099
03911753	01/31/25	GREENE	SPRINGFIELD	405 NORTH JEFFERSON AVENUE	OFFICE	120	\$ 15.00	1.00	\$ 1,800	\$ 603	\$ -	\$ -	\$ 2,403
Real Estate Services Allocation						-	-	-	\$ 590	\$ -	\$ -	\$ -	\$ 590
FY22 Economic Development Lease Requirement						1,309	\$ 2.53	-	\$ 3,902	\$ 787	\$ -	\$ -	\$ 4,689
ELEMENTARY & SECONDARY EDUCATION													
00101265	06/30/24	ADAIR	KIRKSVILLE	1612 NORTH OSTEOPATHY	OFFICE	1,799	\$ 9.40	6.00	\$ 16,911	\$ 4,175	\$ -	\$ 21,086	\$ -
01011545	06/30/23	BOONE	COLUMBIA	900 W NIFONG	OFFICE	4,347	\$ 15.75	14.00	\$ 68,465	\$ 16,203	\$ -	\$ 84,668	\$ -
01100335	06/30/18	BUCHANAN	ST JOSEPH	6TH & JULES	PARKING	-	\$ -	-	\$ 4,080	\$ -	\$ -	\$ 4,080	\$ -
01200374	06/30/20	BUTLER	POPLAR BLUFF	1903 NORTHWOOD	OFFICE	1,330	\$ 10.34	2.00	\$ 13,752	\$ 4,615	\$ -	\$ 18,367	\$ -
01600735	06/30/24	CAPE GIRARDEAU	CAPE GIRARDEAU	3014 & 3102 BLATTNER RD	OFFICE	22,890	\$ 9.75	91.00	\$ 223,178	\$ 72,104	\$ -	\$ 295,282	\$ -
02402621	06/30/25	CLAY	KANSAS CITY	8030 NORTH OAK TRAFFICWAY	OFFICE	4,485	\$ 12.00	14.60	\$ 53,820	\$ 17,303	\$ -	\$ 71,123	\$ -
02600137	06/30/20	COLE	JEFFERSON CITY	3024 DUPONT CIRCLE	OFFICE	19,529	\$ 7.31	55.50	\$ 142,757	\$ 57,132	\$ -	\$ 199,889	\$ -
02600662	06/30/18	COLE	JEFFERSON CITY	CITY OF JEFFERSON LOT 26	PARKING	-	\$ -	-	\$ 475	\$ -	\$ 475	\$ -	\$ -
02600813	06/30/24	COLE	JEFFERSON CITY	1500 SOUTHRIDGE DR	OFFICE	25,627	\$ 8.95	93.00	\$ 229,362	\$ 63,235	\$ -	\$ 292,597	\$ -
02602364	06/30/24	COLE	JEFFERSON CITY	4720 SCRUGGS STATION ROAD	STORAGE	3,140	\$ 2.53	-	\$ 7,944	\$ 2,245	\$ -	\$ 10,189	\$ -
02611530	06/30/21	COLE	JEFFERSON CITY	3216 EMERALD LANE	OFFICE	3,000	\$ 9.87	8.00	\$ 29,610	\$ 10,855	\$ 40,465	\$ -	\$ -
03300270	06/30/20	DENT	SALEM	100 SOUTH WARFEL ST.	SCHOOL	4,890	\$ 9.99	4.30	\$ 48,851	\$ 21,035	\$ 69,886	\$ -	\$ -
03500106	06/30/20	DUNKLIN	CLARKTON	111 HIGHWAY 162	SCHOOL	7,266	\$ 8.46	8.66	\$ 61,470	\$ 5,532	\$ 67,002	\$ -	\$ -
03900909	06/30/20	GREENE	SPRINGFIELD	1735 W CATALPA ST	OFFICE	3,747	\$ 8.32	11.00	\$ 31,176	\$ 16,583	\$ -	\$ 47,759	\$ -
03901286	06/30/24	GREENE	SPRINGFIELD	613 E. KEARNEY	OFFICE	3,713	\$ 10.08	11.60	\$ 37,427	\$ 18,869	\$ -	\$ 56,296	\$ -
03902738	06/30/30	GREENE	SPRINGFIELD	1900 E. DIVISION ST	OFFICE	18,705	\$ 11.01	83.00	\$ 205,943	\$ 67,432	\$ -	\$ 273,375	\$ -
04600620	06/30/21	HOWELL	WEST PLAINS	3415 AND 3417 DIVISION DR.	OFFICE	1,858	\$ 9.40	6.00	\$ 17,466	\$ 6,741	\$ -	\$ 24,207	\$ -
52304604	06/30/18	HOWELL	WEST PLAINS	1715 WAYHAVEN DR	SCHOOL	4,739	\$ 10.20	8.90	\$ 48,338	\$ 25,100	\$ 73,438	\$ -	\$ -
04802081	06/30/22	JACKSON	BLUE SPRINGS	1501 NW JEFFERSON	OFFICE	4,129	\$ 14.46	9.40	\$ 59,720	\$ 14,264	\$ -	\$ 36,992	\$ 36,992
04811698	06/30/20	JACKSON	KANSAS CITY	1119 CHERRY ST	PARKING	-	\$ -	-	\$ 4,500	\$ -	\$ -	\$ 4,500	\$ -
04900570	06/30/22	JASPER	JOPLIN	801 E 15TH ST	OFFICE	2,795	\$ 9.67	7.00	\$ 27,028	\$ 13,060	\$ -	\$ 40,088	\$ -
50705902	06/30/21	LIVINGSTON	CHILLICOTHE	603 WEST MOHAWK RD	OFFICE	2,497	\$ 9.80	6.00	\$ 24,471	\$ 13,905	\$ -	\$ 38,376	\$ -
50706402	06/30/21	MARION	HANNIBAL	112 JAYCEE DR	OFFICE	2,500	\$ 9.06	4.50	\$ 22,650	\$ 11,610	\$ -	\$ 34,260	\$ -
06600232	06/30/20	MILLER	ELDON	114 N SPRUCE	SCHOOL	3,850	\$ 7.64	4.89	\$ 29,414	\$ 16,068	\$ 45,482	\$ -	\$ -
50708002	06/30/22	PETTIS	SEDALIA	2115 WEST BROADWAY	SCHOOL	4,520	\$ 9.08	15.00	\$ 41,043	\$ 11,390	\$ -	\$ 52,433	\$ -
08100731	06/30/22	PHELPS	ROLLA	1101-1111 KINGSHIGHWAY	OFFICE	3,454	\$ 8.04	8.00	\$ 27,770	\$ 9,429	\$ -	\$ 37,199	\$ -
99909201	06/30/28	ST. CHARLES	ST CHARLES	3737 TRUMAN BLVD	OFFICE	3,519	\$ 11.00	12.40	\$ 38,709	\$ 15,378	\$ -	\$ 54,087	\$ -
09401266	06/30/19	ST. FRANCOIS	FARMINGTON	901 PROGRESS DR	OFFICE	2,745	\$ 10.25	8.00	\$ 28,136	\$ 9,846	\$ -	\$ 37,982	\$ -
11511525	06/30/18	ST LOUIS CITY	ST LOUIS	4041 FOREST PARK AVE	OFFICE	600	\$ 17.28	3.00	\$ 10,368	\$ 2,540	\$ 12,908	\$ -	\$ -
10301182	06/30/21	STODDARD	DEXTER	910 NINA ST	SCHOOL	4,926	\$ 13.06	4.75	\$ 64,334	\$ 19,002	\$ 83,336	\$ -	\$ -
10801184	06/30/21	VERNON	NEVADA	621 EAST HIGHLAND	OFFICE	1,202	\$ 9.67	7.00	\$ 11,624	\$ 4,595	\$ -	\$ 16,219	\$ -
52311401	06/30/19	WRIGHT	MT GROVE	502 W 5TH ST	SCHOOL	2,500	\$ 11.33	6.18	\$ 28,325	\$ 15,674	\$ 43,999	\$ -	\$ -
Real Estate Services Allocation						-	-	-	\$ 94,666	\$ -	\$ 18,875	\$ 74,215	\$ 1,576
FY22 Elementary & Secondary Education Lease Requirement						170,302	\$ 9.74	513.68	\$ 1,753,783	\$ 565,920	\$ 455,866	\$ 1,825,269	\$ 38,568
HEALTH & SENIOR SERVICES													
00402424	06/30/22	AUDRAIN	MEXICO	4690 SOUTH CLARK ST	OFFICE	178	\$ 10.00	1.00	\$ 1,780	\$ 624	\$ 1,115	\$ 1,289	\$ -
00500450	06/30/20	BARRY	CASSVILLE	208 E 8TH ST	OFFICE	195	\$ 7.82	2.00	\$ 1,525	\$ 749	\$ 1,055	\$ 1,219	\$ -
88600802	06/30/23	BENTON	WARSAW	1661 HILLTOP DR	OFFICE	84	\$ 6.86	2.00	\$ 576	\$ 311	\$ 411	\$ 476	\$ -
00900384	06/30/20	BOLLINGER	MARBLE HILL	602 HWY 34 WEST	OFFICE	100	\$ 8.12	1.00	\$ 812	\$ 371	\$ 549	\$ 634	\$ -
01011545	06/30/23	BOONE	COLUMBIA	900 W. NIFONG	OFFICE	6,210	\$ 15.75	37.46	\$ 97,808	\$ 23,148	\$ 56,111	\$ 64,845	\$ -
01100335	06/30/18	BUCHANAN	ST JOSEPH	6TH & JULES	PARKING	-	\$ -	-	\$ 5,887	\$ -	\$ 2,731	\$ 3,156	\$ -
01200374	06/30/20	BUTLER	POPLAR BLUFF	1903 NORTHWOOD DR	OFFICE	2,056	\$ 10.34	17.49	\$ 21,259	\$ 6,922	\$ 13,073	\$ 15,108	\$ -
01200374	06/30/20	BUTLER	POPLAR BLUFF	1903 NORTHWOOD DR	OFFICE	2,057	\$ 10.64	-	\$ 21,886	\$ 6,981	\$ 13,391	\$ 15,476	\$ -
01300842	06/30/24	CALDWELL	HAMILTON	400 W BERRY	OFFICE	150	\$ 8.75	1.00	\$ 1,313	\$ 507	\$ 844	\$ 976	\$ -
88601402	06/30/22	CALLAWAY	FULTON	108 NORTH HOSPITAL DR	OFFICE	500	\$ 9.29	0.49	\$ 4,645	\$ 1,465	\$ 2,834	\$ 3,276	\$ -
01500882	06/30/20	CAMDEN	CAMDENTON	146 RODEO DR	OFFICE	753	\$ 10.78	6.00	\$ 8,119	\$ 2,676	\$ 5,008	\$ 5,787	\$ -
01602571	06/30/19	CAPE GIRARDEAU	CAPE GIRARDEAU	471 SIEMERS DR	OFFICE	7,354	\$ 9.90	42.94	\$ 72,805	\$ 39,491	\$ 52,094	\$ 60,202	\$ -

LEASED FACILITIES													GENERAL	FED	OTHER
LEASE ID	END DATE	COUNTY	CITY	ADDRESS	SPACE USE	SQ FT	CPSF	FTE	ANNUAL RENT	ANNUAL SERVICES	GENERAL REVENUE	FED	OTHER		
<i>HEALTH & SENIOR SERVICES - continued</i>															
01801075	06/30/18	CARTER	VAN BUREN	1306 BROADWAY ST	OFFICE	468	\$ 8.74	3.00	\$ 4,090	\$ 1,228	\$ 2,467	\$ 2,851	\$ -		
98701902	06/30/18	CASS	BELTON	836 NORTH SCOTT AVENUE	OFFICE	300	\$ 10.00	2.00	\$ 3,000	\$ 1,332	\$ 2,010	\$ 2,322	\$ -		
02000534	06/30/18	CEDAR	STOCKTON	112 RB RD.	OFFICE	138	\$ 9.45	1.00	\$ 1,304	\$ 629	\$ 897	\$ 1,036	\$ -		
02100132	06/30/22	CHARITON	KEYTESVILLE	121 EAST JACKSON	OFFICE	241	\$ 9.98	1.00	\$ 2,406	\$ 1,378	\$ 1,755	\$ 2,029	\$ -		
02300252	12/31/22	CLARK	KAHOKA	320 W MAIN ST.	OFFICE	180	\$ 9.75	1.00	\$ 1,755	\$ 757	\$ 1,165	\$ 1,347	\$ -		
02400884	06/30/21	CLAY	LIBERTY	7000 LIBERTY LN	OFFICE	1,697	\$ 9.20	12.00	\$ 15,612	\$ 7,891	\$ 10,903	\$ 12,600	\$ -		
02600142	06/30/22	COLE	JEFFERSON CITY	930 WILDWOOD-ADMINISTRATION	OFFICE	3,000	\$ 7.85	16.00	\$ 23,550	\$ 13,586	\$ 17,227	\$ 19,909	\$ -		
02600142	06/30/22	COLE	JEFFERSON CITY	930 WILDWOOD-COMM&PUBLIC	OFFICE	57,000	\$ 7.85	308.00	\$ 447,450	\$ 152,618	\$ 278,372	\$ 321,696	\$ -		
02600327	06/30/22	COLE	JEFFERSON CITY	920 WILDWOOD-COMM&PUBLIC	OFFICE	45,600	\$ 7.85	146.00	\$ 357,960	\$ 113,954	\$ 218,921	\$ 252,993	\$ -		
02600327	06/30/22	COLE	JEFFERSON CITY	920 WILDWOOD-ADMINISTRATION	OFFICE	14,400	\$ 7.85	46.00	\$ 113,040	\$ 35,986	\$ 69,133	\$ 79,893	\$ -		
02600482	06/30/20	COLE	JEFFERSON CITY	3418 KNIPP DR-DIV OF REGULATION	OFFICE	16,177	\$ 9.11	135.00	\$ 147,372	\$ 50,293	\$ 91,697	\$ 105,968	\$ -		
02600482	06/30/20	COLE	JEFFERSON CITY	3418 KNIPP DR-DEPT OPERATIONS	OFFICE	4,284	\$ 9.11	-	\$ 39,027	\$ 13,319	\$ 24,283	\$ 28,063	\$ -		
02602239	06/20/24	COLE	JEFFERSON CITY	4720 SCRUGGS	STORAGE	286	\$ 4.05	6.00	\$ 1,158	\$ 285	\$ 669	\$ 774	\$ -		
02602364	06/30/24	COLE	JEFFERSON CITY	4720 SCRUGGS	STORAGE	15,089	\$ 2.53	-	\$ 38,175	\$ 6,971	\$ 20,943	\$ 24,203	\$ -		
02600713	06/30/22	COLE	JEFFERSON CITY	912 WILDWOOD-DIRECTOR OFFI	OFFICE	12,705	\$ 10.00	62.00	\$ 127,050	\$ 5,870	\$ 61,662	\$ 71,258	\$ -		
02600713	06/30/22	COLE	JEFFERSON CITY	912 WILDWOOD-ADMINISTRATION	OFFICE	7,100	\$ 10.00	35.00	\$ 71,000	\$ 26,884	\$ 45,408	\$ 52,476	\$ -		
02600713	06/30/22	COLE	JEFFERSON CITY	912 WILDWOOD-COMMUNITY & PUBLIC	OFFICE	747	\$ 10.00	4.00	\$ 7,470	\$ 2,829	\$ 4,778	\$ 5,521	\$ -		
02600713	06/30/22	COLE	JEFFERSON CITY	912 WILDWOOD-DIV OF REGULA	OFFICE	5,979	\$ 10.00	29.00	\$ 59,790	\$ 22,639	\$ 38,239	\$ 44,190	\$ -		
02600713	03/30/22	COLE	JEFFERSON CITY	912 WILDWOOD-DIV OF SENIOR	OFFICE	10,837	\$ 10.00	53.00	\$ 108,370	\$ 41,034	\$ 69,309	\$ 80,095	\$ -		
88702602	06/30/18	COLE	JEFFERSON CITY	319 BROADWAY ST	PARKING	-	\$ -	-	\$ 540	\$ -	\$ 251	\$ 289	\$ -		
02800881	06/30/19	CRAWFORD	STEEVILLE	272 CUSHING ROAD	OFFICE	100	\$ 7.35	3.00	\$ 1,227	\$ 284	\$ 701	\$ 810	\$ -		
03000392	06/30/23	DALLAS	BUFFALO	719 N ASH ST.	OFFICE	272	\$ 10.10	1.49	\$ 2,748	\$ 1,708	\$ 2,067	\$ 2,389	\$ -		
03201609	06/30/20	DEKALB	CAMERON	207 E MCELWAIN DR	OFFICE	3,361	\$ 9.20	31.99	\$ 30,922	\$ 10,829	\$ 19,368	\$ 22,383	\$ -		
03301073	06/30/19	DENT	SALEM	800 W SCENIC RIVERS BLVD	OFFICE	359	\$ 9.25	2.00	\$ 3,322	\$ 1,682	\$ 2,321	\$ 2,683	\$ -		
03500618	06/30/19	DUNKLIN	KENNETT	1100 HWY 25 SOUTH BY-PASS	OFFICE	2,175	\$ 8.35	5.00	\$ 18,162	\$ 7,070	\$ 11,705	\$ 13,527	\$ -		
03600261	06/30/19	FRANKLIN	UNION	#1 LIBERTY PLAZA	OFFICE	460	\$ 7.33	4.00	\$ 3,372	\$ 1,530	\$ 2,274	\$ 2,628	\$ -		
03900710	06/30/18	GREENE	SPRINGFIELD	305 & 405 W. OLIVE	PARKING	-	\$ -	-	\$ 36,231	\$ -	\$ 16,808	\$ 19,423	\$ -		
04001169	06/30/22	GRUNDY	TRENTON	2926 OKLAHOMA	OFFICE	777	\$ 8.60	4.00	\$ 6,682	\$ 2,741	\$ 4,371	\$ 5,052	\$ -		
04100383	06/30/22	HARRISON	BETHANY	2403 VANDIVERT	OFFICE	176	\$ 9.05	1.00	\$ 1,593	\$ 702	\$ 1,065	\$ 1,230	\$ -		
04200799	06/30/20	HENRY	CLINTON	1661 N. 2ND ST.	OFFICE	1,261	\$ 9.00	4.00	\$ 11,349	\$ 4,755	\$ 7,471	\$ 8,633	\$ -		
04600620	06/30/21	HOWELL	WEST PLAINS	3415 & 3417 DIVISION DR	OFFICE	361	\$ 9.40	2.00	\$ 3,393	\$ 1,276	\$ 2,166	\$ 2,503	\$ -		
04700834	06/30/24	IRON	IRONTON	202 PARK DR	OFFICE	270	\$ 7.80	3.00	\$ 2,106	\$ 828	\$ 1,361	\$ 1,573	\$ -		
04901047	06/30/18	JASPER	JOPLIN	1110 7TH, SENIOR & DIS SVCS	OFFICE	250	\$ 10.25	9.00	\$ 2,563	\$ 953	\$ 1,631	\$ 1,885	\$ -		
04901395	06/30/18	JASPER	JOPLIN	1110 7TH, SUITE 12-COMM&PUB HLTH	OFFICE	864	\$ 10.15	4.00	\$ 8,770	\$ 3,284	\$ 5,592	\$ 6,462	\$ -		
04901395	06/30/17	JASPER	JOPLIN	1110 7TH, SUITE 12-DIV REG & LICENSUI	OFFICE	417	\$ 10.15	1.00	\$ 4,233	\$ 1,585	\$ 2,699	\$ 3,119	\$ -		
88605002	06/30/20	JEFFERSON	HILLSBORO	10325 BUSINESS 21	OFFICE	300	\$ 9.75	1.00	\$ 2,925	\$ 1,101	\$ 1,868	\$ 2,158	\$ -		
05001407	06/30/20	JEFFERSON	ARNOLD	3675 WEST OUTER ROAD	OFFICE	4,978	\$ 11.70	23.00	\$ 58,243	\$ 22,229	\$ 37,331	\$ 43,141	\$ -		
05100004	06/30/20	JOHNSON	WARRENSBURG	505 N. RIDGEVIEW	OFFICE	523	\$ 9.23	3.00	\$ 4,827	\$ 2,137	\$ 3,231	\$ 3,733	\$ -		
05300360	06/30/21	LACLEDE	LEBANON	2639 S. JEFFERSON	OFFICE	253	\$ 9.35	2.49	\$ 2,367	\$ 1,161	\$ 1,637	\$ 1,891	\$ -		
05400024	06/30/22	LAFAYETTE	LEXINGTON	736 STATE RT 13	OFFICE	588	\$ 8.60	1.00	\$ 5,057	\$ 2,555	\$ 3,531	\$ 4,081	\$ -		
05500701	06/30/19	LAWRENCE	AURORA	1419 E CHURCH ST	OFFICE	150	\$ 11.00	-	\$ 1,650	\$ 699	\$ 1,090	\$ 1,259	\$ -		
05700659	06/30/24	LINCOLN	TROY	384 N. LINCOLN DR	OFFICE	466	\$ 10.36	4.00	\$ 4,828	\$ 1,473	\$ 2,923	\$ 3,378	\$ -		
05800371	06/30/23	LINN	BROOKFIELD	103 FOREST DRIVE	OFFICE	104	\$ 8.62	-	\$ 896	\$ 329	\$ 568	\$ 657	\$ -		
05900810	06/30/20	LIVINGSTON	CHILLICOTHE	601 W. MOHAWK	OFFICE	137	\$ 8.65	2.00	\$ 1,186	\$ 482	\$ 774	\$ 894	\$ -		
06100821	06/30/20	MACON	MACON	1716 - 1718 N. PROSPECT DR	OFFICE	4,369	\$ 9.00	36.50	\$ 39,321	\$ 17,511	\$ 26,364	\$ 30,468	\$ -		
06201012	06/30/18	MADISON	FREDRICKTOWN	413 BURRIS	OFFICE	162	\$ 8.32	2.00	\$ 1,348	\$ 745	\$ 971	\$ 1,122	\$ -		
06011613	06/30/23	MCDONALD	PINEVILLE	5265 S BUSINESS HWY 71, STE C	OFFICE	200	\$ 8.20	-	\$ 1,640	\$ 735	\$ 1,102	\$ 1,273	\$ -		
06600815	06/30/24	MILLER	ELDON	6 SOUTH INDUSTRIAL PARK	OFFICE	96	\$ 9.45	1.00	\$ 907	\$ 353	\$ 585	\$ 675	\$ -		
06700060	06/30/21	MISSISSIPPI	EAST PRAIRIE	718 NORTH MARTIN	OFFICE	623	\$ 9.97	2.00	\$ 6,211	\$ 2,355	\$ 3,974	\$ 4,592	\$ -		
07101874	06/30/15	MORGAN	VERSAILLES	203 SOUTH HWY 5	OFFICE	120	\$ 5.80	5.00	\$ 696	\$ 404	\$ 510	\$ 590	\$ -		
07201765	06/30/24	NEW MADRID	NEW MADRID	350 US HWY 61 SOUTH	OFFICE	542	\$ 7.55	4.00	\$ 4,092	\$ 1,548	\$ 2,616	\$ 3,024	\$ -		
07301297	06/30/18	NEWTON	NEOSHO	201 N. WASHINGTON ST	OFFICE	290	\$ 9.24	4.00	\$ 2,680	\$ 1,498	\$ 1,938	\$ 2,240	\$ -		
07400396	06/30/21	NODAWAY	MARYVILLE	301 SUMMIT DR	OFFICE	330	\$ 8.75	2.00	\$ 2,888	\$ 1,526	\$ 2,048	\$ 2,366	\$ -		
07500836	06/30/18	OREGON	ALTON	HWY 19 S.	OFFICE	160	\$ 7.00	1.00	\$ 1,120	\$ 850	\$ 914	\$ 1,056	\$ -		
88607802	12/31/18	PEMISCOT	CARUTHERSVILLE	911 HWY 84	OFFICE	1,600	\$ 9.37	5.00	\$ 14,992	\$ 6,086	\$ 9,778	\$ 11,300	\$ -		
08000889	06/30/24	PETTIS	SEDALIA	808 WESTWOOD	OFFICE	1,486	\$ 12.00	5.00	\$ 17,832	\$ 4,743	\$ 10,473	\$ 12,102	\$ -		
08100731	06/30/22	PHELPS	ROLLA	1101-1111 KINGSHIGHWAY	OFFICE	991	\$ 8.04	7.00	\$ 7,968	\$ 3,898	\$ 5,505	\$ 6,361	\$ -		
08201307	06/30/22	PIKE	BOWLING GREEN	1610 BUSINESS 54 W	OFFICE	114	\$ 6.50	1.00	\$ 741	\$ 345	\$ 504	\$ 582	\$ -		
08300375	06/30/23	PLATTE	PLATTE CITY	233 MARSHALL RD	OFFICE	100	\$ 11.00	2.00	\$ 1,100	\$ 371	\$ 682	\$ 789	\$ -		
08500385	06/30/24	PULASKI	WAYNESVILLE	712 HISTORIC 66 WEST	OFFICE	236	\$ 9.10	1.49	\$ 2,148	\$ 984	\$ 1,453	\$ 1,679	\$ -		
08811646	06/30/24	RANDOLPH	MOBERLY	1317 E HIGHWAY 24, SUITE B	OFFICE	183	\$ 8.89	-	\$ 1,627	\$ 660	\$ 1,061	\$ 1,226	\$ -		

LEASED FACILITIES															
LEASE ID	END DATE	COUNTY	CITY	ADDRESS	SPACE USE	SQ FT	CPSF	FTE	ANNUAL RENT	ANNUAL SERVICES	GENERAL REVENUE	FED	OTHER		
HEALTH & SENIOR SERVICES - continued															
08901088	06/30/21	RAY	RICHMOND	901 E. LEXINGTON	OFFICE	92	\$ 9.00	1.00	\$ 828	\$ 407	\$ 573	\$ 662	\$ -		
09100890	06/30/23	RIPLEY	DONIPHAN	ROUTE 2 BOX 1143	OFFICE	745	\$ 8.41	4.00	\$ 6,265	\$ 2,628	\$ 4,125	\$ 4,768	\$ -		
09700812	06/30/22	SALINE	MARSHALL	1239 SANTA FE TRAIL	OFFICE	1,269	\$ 11.07	4.00	\$ 14,048	\$ 6,462	\$ 9,515	\$ 10,995	\$ -		
10001298	06/30/24	SCOTT	SIKESTON	106 ARTHUR DR	OFFICE	1,783	\$ 9.47	9.00	\$ 16,885	\$ 2,717	\$ 9,093	\$ 10,509	\$ -		
10301015	06/30/24	STODDARD	DEXTER	1003 WILDWOOD DR	OFFICE	1,119	\$ 8.84	4.49	\$ 9,892	\$ 3,012	\$ 5,986	\$ 6,918	\$ -		
99909201	06/30/19	ST. CHARLES	ST. CHARLES	3737 TRUMAN BLVD	OFFICE	1,996	\$ 8.89	15.00	\$ 17,744	\$ 8,195	\$ 12,033	\$ 13,906	\$ -		
09401014	06/30/24	ST. FRANCOIS	PARK HILLS	140 STAPLES DR	OFFICE	2,595	\$ 10.25	10.00	\$ 26,599	\$ 9,866	\$ 16,916	\$ 19,549	\$ -		
11501724	10/19/35	ST. LOUIS CITY	ST. LOUIS	OLD POST OFFICE-815 OLIVE	OFFICE	15,758	\$ 12.39	61.00	\$ 195,277	\$ 92,718	\$ 133,602	\$ 154,393	\$ -		
11501808	06/30/18	ST. LOUIS	ST. LOUIS	OLD POST OFFICE-911 OLIVE	PARKING	-	\$ -	-	\$ 46,690	\$ 7,004	\$ 24,909	\$ 28,785	\$ -		
10611625	06/30/25	TANEY	HOLLISTER	235 COON CREEK PARKWAY	WAREHOUSE	10,000	\$ 5.54	-	\$ 55,440	\$ 8,316	\$ 29,576	\$ 34,180	\$ -		
10701017	06/30/22	TEXAS	HOUSTON	16798 OAK HILLS DR	OFFICE	617	\$ 8.99	3.00	\$ 5,547	\$ 2,138	\$ 3,565	\$ 4,120	\$ -		
10801184	06/30/19	VERNON	NEVADA	621 E. HIGHLAND	OFFICE	182	\$ 9.67	4.00	\$ 1,760	\$ 765	\$ 1,171	\$ 1,354	\$ -		
10901306	06/30/23	WARREN	WARRENTON	513 W BOONESLICK	OFFICE	229	\$ 10.00	2.00	\$ 2,290	\$ 712	\$ 1,393	\$ 1,609	\$ -		
11001018	06/30/18	WASHINGTON	POTOSI	10235 W STATE HWY E	OFFICE	608	\$ 7.26	4.00	\$ 4,414	\$ 2,184	\$ 3,061	\$ 3,537	\$ -		
11101087	06/30/18	WAYNE	PIEDMONT	8930 HWY 49 NORTH	OFFICE	321	\$ 8.28	3.00	\$ 2,658	\$ 1,607	\$ 1,979	\$ 2,286	\$ -		
11401303	06/30/21	WRIGHT	MOUNTAIN GROVE	1801 N. TALCOTT	OFFICE	1,031	\$ 10.32	6.00	\$ 10,640	\$ 4,203	\$ 6,886	\$ 7,957	\$ -		
Real Estate Services Allocation															
FY22 Health & Senior Services Lease Requirement						284,634	\$ 8.97	1,293.83	\$ 2,702,759	\$ 852,549	\$ 1,649,310	\$ 1,905,998	\$ -		
HIGHER EDUCATION															
00101409	30/06/22	ADAIR	KIRKSVILLE	2105 E. NORMAL	OFFICE	4,050	\$ 7	5	\$ 29,646	\$ 17,010	\$ -	\$ 46,656	\$ -		
01011689	30/06/24	BOONE	COLUMBIA	101 PARK DEVILLE DRIVE	OFFICE	6,815	\$ 12	3	\$ 78,577	\$ 25,917	\$ -	\$ 36,135	\$ 68,359		
01111567	30/06/22	BUCHANAN	ST JOSEPH	2202 FREDERICK AVE	OFFICE	8,350	\$ 11	7	\$ 91,850	\$ 35,070	\$ -	\$ 126,920	\$ -		
01200374	30/06/20	BUTLER	POPLAR BLUFF	1903 NORTHWOOD DR	OFFICE	4,614	\$ 10	5	\$ 47,709	\$ 18,613	\$ -	\$ 66,322	\$ -		
02401629	30/06/18	CLAY	KANSAS CITY	3100 NE 83RD, SUITE 1201	OFFICE	1,426	\$ 13	5	\$ 17,825	\$ 5,752	\$ -	\$ 23,577	\$ -		
02600662	30/06/18	COLE	JEFFERSON CITY	PARKING LOTS	PARKING	0	\$ -	-	\$ 6,033	\$ -	\$ -	\$ 6,033	\$ -		
02602364	30/06/24	COLE	JEFFERSON CITY	4720 SCRUGGS STATION ROAD	STORAGE	4,008	\$ 3	-	\$ 10,140	\$ 16,834	\$ -	\$ 3,776	\$ 23,198		
02611723	07/02/20	COLE	JEFFERSON CITY	3600 COUNTRY CLUB DRIVE	OFFICE	6,200	\$ 15	7	\$ 93,000	\$ 26,040	\$ -	\$ 119,040	\$ -		
03500618	30/06/19	DUNKLIN	KENNETT	100 HIGHWAY 25 S BY-PASS	OFFICE	4,033	\$ 8	5	\$ 33,676	\$ 15,467	\$ -	\$ 49,143	\$ -		
03601418	30/06/20	FRANKLIN	WASHINGTON	1108 WASHINGTON SQUARE	OFFICE	6,800	\$ 10	5	\$ 70,720	\$ 27,778	\$ -	\$ 27,778	\$ 70,720		
04202734	30/06/24	HENRY	CLINTON	117 W FRANKLIN	OFFICE	5,092	\$ 5	3	\$ 27,000	\$ 13,367	\$ -	\$ 40,367	\$ -		
04600620	30/06/21	HOWELL	WEST PLAINS	3415 AND 3417 DIVISION DRIVE	OFFICE	3,969	\$ 9	4	\$ 37,309	\$ 16,233	\$ -	\$ 18,099	\$ 35,443		
04800269	30/06/18	JACKSON	INDEPENDENCE	15301 E 23RD ST	OFFICE	9,327	\$ 9	11	\$ 84,782	\$ 49,890	\$ -	\$ 134,672	\$ -		
04801463	30/06/18	JACKSON	KANSAS CITY	1740 PASEO	OFFICE	2,535	\$ 11	9	\$ 26,618	\$ 10,267	\$ -	\$ 36,885	\$ -		
05001407	30/06/20	JEFFERSON	ARNOLD	3675 W OUTER RD	OFFICE	7,467	\$ 12	12	\$ 87,364	\$ 40,098	\$ -	\$ 127,462	\$ -		
05300360	30/06/21	LACLEDE	LEBANON	2639 S JEFFERSON	OFFICE	4,559	\$ 9	4	\$ 42,627	\$ 23,958	\$ -	\$ 66,585	\$ -		
05900810	30/06/20	LIVINGSTON	CHILLICOTHE	601 WEST MOHAWK	OFFICE	1,779	\$ 9	5	\$ 15,389	\$ 9,011	\$ -	\$ 24,400	\$ -		
08011590	30/06/21	PETTIS	SEDALIA	515 S. KENTUCKY	OFFICE	5,140	\$ 8	6	\$ 41,377	\$ 19,558	\$ -	\$ 60,935	\$ -		
09401735	30/06/19	ST. FRANCOIS	PARK HILLS	403 PARKWAY DR	OFFICE	4,800	\$ 11	6	\$ 53,184	\$ 13,958	\$ -	\$ 67,142	\$ -		
09201637	30/06/18	ST. CHARLES	ST. PETERS	212 TURNER BLVD	OFFICE	5,000	\$ 7	10	\$ 35,500	\$ 24,550	\$ -	\$ 60,050	\$ -		
11502410	30/06/18	ST. LOUIS CITY	ST. LOUIS	1515 CLARK ST	PARKING	0	\$ -	-	\$ 13,500	\$ -	\$ -	\$ 13,500	\$ -		
10601802	30/06/18	TANEY	BRANSON	2720 SHEPHERD OF THE HILLS	OFFICE	2,236	\$ 9	6	\$ 20,169	\$ 12,735	\$ -	\$ 32,904	\$ -		
10801184	30/06/19	VERNON	NEVADA	621 E HIGHLAND	OFFICE	3,343	\$ 10	4	\$ 32,327	\$ 15,268	\$ -	\$ 47,595	\$ -		
Real Estate Services Allocation															
FY22 Higher Education Lease Requirement						101,543	\$ 10	121	\$ 1,060,145	\$ 437,374	\$ -	\$ 1,299,799	\$ 197,720		
INSURANCE, FINANCE, & PROFESSIONAL REGISTRATION															
02601279	07/31/24	COLE	JEFFERSON CITY	MADISON & CAPITAL-OPC	PARKING	-	\$ -	-	\$ 1,512	\$ -	\$ 1,512	\$ -	\$ -		
02600662	07/31/96	COLE	JEFFERSON CITY	MADISON & CAPITAL-PSC	PARKING	-	\$ -	-	\$ 5,686	\$ -	\$ -	\$ -	\$ 5,686		
04811698	00044012	JACKSON	KANSAS CITY	1119 CHERRY ST.	PARKING	-	\$ -	-	\$ 9,002	\$ -	\$ -	\$ -	\$ 9,002		
04811698	00044012	JACKSON	KANSAS CITY	1119 CHERRY ST.	PARKING	-	\$ -	-	\$ 1,802	\$ -	\$ -	\$ -	\$ 1,802		
02600791	06/30/30	COLE	JEFFERSON CITY	200 MADISON-PSC	OFFICE	64,773	\$ 10.30	178.00	\$ 667,162	\$ 144,865	\$ -	\$ -	\$ 812,027		
02600791	06/30/30	COLE	JEFFERSON CITY	200 MADISON-OPC	OFFICE	5,395	\$ 10.30	16.00	\$ 55,569	\$ 12,066	\$ 67,635	\$ -	\$ -		
02601279	07/31/24	COLE	JEFFERSON CITY	MADISON & CAPITAL-PSC	PARKING	-	\$ -	-	\$ 23,688	\$ -	\$ -	\$ -	\$ 23,688		
02602364	06/30/24	COLE	JEFFERSON CITY	4720 SCRUGGS STATION RD	STORAGE	2,376	\$ 2.53	-	\$ 6,011	\$ 1,098	\$ -	\$ -	\$ 7,109		
03900909	06/30/20	GREENE	SPRINGFIELD	1735 WEST CATALPA ST	OFFICE	2,070	\$ 8.32	10.00	\$ 17,222	\$ 8,300	\$ -	\$ -	\$ 25,522		
10001064	06/30/23	SCOTT	SIKESTON	102 ARTHUR DRIVE	OFFICE	1,550	\$ 9.98	7.00	\$ 15,469	\$ 4,638	\$ -	\$ -	\$ 20,107		
11501821	06/30/20	ST. LOUIS CITY	ST. LOUIS	604 PINE ST	PARKING	-	\$ -	-	\$ 17,139	\$ -	\$ -	\$ -	\$ 17,139		
Real Estate Services Allocation															
FY22 Insurance Lease Requirement						-	\$ 41.00	211.00	\$ 862,940	\$ 170,967	\$ 71,706	\$ -	\$ 962,201		

LEASED FACILITIES													GENERAL	FED	OTHER						
LEASE ID	END DATE	COUNTY	CITY	ADDRESS	SPACE USE	SQ FT	CPSF	FTE	ANNUAL RENT	ANNUAL SERVICES	REVENUE										
JUDICIARY																					
02600231	06/30/20	COLE	JEFFERSON CITY	2112 INDUSTRIAL	OFFICE	27,000	\$ 9.57	116.00	\$ 258,390	\$ 148,028	\$ 386,097	\$ 20,321	\$ -								
02601370	06/30/20	COLE	JEFFERSON CITY	121 ALAMEDA DR	OFFICE	9,046	\$ 9.98	19.00	\$ 90,279	\$ 38,473	\$ -	\$ -	\$ 128,752								
02601371	06/30/20	COLE	JEFFERSON CITY	3425 CONSTITUTION CT	OFc/STORAGE	30,692	\$ 9.57	122.00	\$ 293,722	\$ 109,902	\$ 403,624	\$ -	\$ -								
02602364	06/30/24	COLE	JEFFERSON CITY	4720 SCRUGGS STATION RD	STORAGE	2,395	\$ 2.53	-	\$ 6,059	\$ 1,106	\$ 7,165	\$ -	\$ -								
03901638	06/30/22	GREENE	SPRINGFIELD	300 JOHN HAMMONS PARKWAY	OFFICE	13,551	\$ 16.50	32.00	\$ 223,592	\$ 29,473	\$ 253,065	\$ -	\$ -								
11501594	06/30/22	ST. LOUIS	ST. LOUIS	OLD POST OFFICE-815 OLIVE	OFFICE	50,030	\$ 22.37	72.00	\$ 1,119,394	\$ 246,706	\$ 1,366,100	\$ -	\$ -								
Real Estate Services Allocation																					
FY22 Judiciary Lease Requirement													-	132,714	\$ 15.01	361.00	\$ 2,100,499	\$ 573,688	\$ 2,518,758	\$ 21,186	\$ 134,243
LABOR & INDUSTRIAL RELATIONS																					
01100335	06/30/18	BUCHANAN	ST JOSEPH	6TH & JULES	PARKING	-	\$ -	-	\$ 1,104	\$ -	\$ -	\$ -	\$ 1,104								
01111567	06/30/22	BUCHANAN	ST JOSEPH	2202 FREDERICK AVE	OFFICE	250	\$ 11.00	1.00	\$ 2,750	\$ 1,194	\$ -	\$ 3,944	\$ -								
01011555	06/30/19	BOONE	COLUMBIA	5900 TOWER DR	OFFICE	6,000	\$ 10.00	-	\$ 60,000	\$ 25,050	\$ -	\$ -	\$ 85,050								
01600735	06/30/24	CAPE GIRARDEAU	CAPE GIRARDEAU	3014 & 3102 BLATTNER RD	OFFICE	5,415	\$ 9.75	8.00	\$ 52,796	\$ 16,204	\$ -	\$ -	\$ 69,000								
03900949	06/30/19	GREENE	SPRINGFIELD	1736 E SUNSHINE	OFFICE	4,125	\$ 10.62	6.00	\$ 43,808	\$ 20,233	\$ -	\$ -	\$ 64,041								
04602534	06/30/19	HOWELL	MOUNTAIN VIEW	125 EAST FIRST STREET	OFFICE	450	\$ 4.00	1.00	\$ 1,800	\$ 180	\$ -	\$ 1,980	\$ -								
05900810	06/30/20	LIVINGSTON	CHILLICOTHE	601 MOHAWK	OFFICE	66	\$ 8.65	-	\$ 571	\$ 288	\$ -	\$ 859	\$ -								
04900159	06/30/21	JASPER	JOPLIN	3311 TEXAS	OFFICE	2,935	\$ 10.69	3.00	\$ 31,375	\$ 11,797	\$ -	\$ -	\$ 43,172								
10001298	06/30/24	SCOTT	SIKESTON	106 ARTHUR DR-DES CONTR FIELD	OFFICE	982	\$ 9.47	4.00	\$ 9,300	\$ 1,877	\$ 2,268	\$ 8,909	\$ -								
09201339	06/30/22	ST. CHARLES	ST. PETERS	119-123 OLYMPIC WAY	OFFICE	980	\$ 15.53	2.00	\$ 15,219	\$ 1,019	\$ -	\$ 16,238	\$ -								
99909201	06/30/19	ST. CHARLES	ST CHARLES	3737 TRUMAN BLVD	OFFICE	5,011	\$ 8.89	4.00	\$ 44,548	\$ 21,415	\$ -	\$ -	\$ 65,963								
09401735	06/30/19	ST. FRANCOIS	PARK HILLS	403 PARKWAY DR	OFFICE	72	\$ 11.08	1.00	\$ 799	\$ 158	\$ -	\$ 957	\$ -								
11501821	06/30/18	ST. LOUIS CITY	ST LOUIS	604 PINE ST	PARKING	-	\$ -	-	\$ 67,769	\$ -	\$ 3,362	\$ 44,003	\$ 20,404								
10611700	06/30/25	TANEY	BRANSON	2900 GREEN MOUNTAIN DRIVE	OFFICE	503	\$ 10.08	1.00	\$ 5,070	\$ 2,250	\$ -	\$ 7,320	\$ -								
Real Estate Services Allocation																					
FY22 Labor & Industrial Relations Lease Requirement													-	26,789	\$ 12.58	31.00	\$ 356,338	\$ 101,665	\$ 5,878	\$ 87,992	\$ 364,133
LEGISLATURE																					
02602239	06/30/24	COLE	JEFFERSON CITY	4720 SCRUGGS STATION RD	STORAGE	69	\$ 4.05	-	\$ 279	\$ 75	\$ 354	\$ -	\$ -								
02602364	06/30/24	COLE	JEFFERSON CITY	4720 SCRUGGS STATION RD	STORAGE	2,300	\$ 2.53	-	\$ 5,819	\$ 1,164	\$ 6,983	\$ -	\$ -								
Real Estate Services Allocation																					
FY22 Legislative Lease Requirement													-	2,369	\$ 2.57	-	\$ 6,410	\$ 1,239	\$ 7,649	\$ -	\$ -
LT GOVERNOR																					
11501725	00048973	ST. LOUIS CITY	ST LOUIS	OLD POST OFFICE-815 OLIVE	OFFICE	4,867	\$ 12	\$ 11	\$ 60,302	\$ 29,487	\$ 44,895	\$ -	\$ 44,894								
11501808	00043281	ST. LOUIS CITY	ST LOUIS	OLD POST OFFICE-911 OLIVE	PARKING	0	\$ -	-	\$ 10,698	\$ 1,391	\$ -	\$ -	\$ 12,089								
Real Estate Services Allocation																					
FY22 Lt. Governor Lease Requirement													4,867	\$ 15	\$ 11	\$ 75,299	\$ 30,878	\$ 46,786	\$ -	\$ 59,391	
MENTAL HEALTH																					
01011545	06/30/23	BOONE	COLUMBIA	900 W NIFONG	OFFICE	10,143	\$ 15.75	55.00	\$ 159,752	\$ 37,088	\$ 196,840	\$ -	\$ -								
01100335	06/30/18	BUCHANAN	ST JOSEPH	6TH & JULES	PARKING	-	\$ -	-	\$ 17,087	\$ -	\$ 17,087	\$ -	\$ -								
01602571	06/30/19	CAPE GIRARDEAU	CAPE GIRARDEAU	471 SIEMERS DR	OFFICE	3,465	\$ 9.90	7.00	\$ 34,304	\$ 16,636	\$ 50,940	\$ -	\$ -								
02602364	06/30/24	COLE	JEFFERSON CITY	4720 SCRUGGS STATION RD	STORAGE	1,222	\$ 2.53	-	\$ 3,092	\$ 565	\$ 3,657	\$ -	\$ -								
04811631	06/30/18	JACKSON	KANSAS CITY	8TH & CHARLOTTE	PARKING	-	\$ -	-	\$ 9,900	\$ -	\$ 9,900	\$ -	\$ -								
05011716	06/30/24	JEFFERSON	CRYSTAL CITY	2330 N TRUMAN BLVD	OFFICE	4,776	\$ 10.00	13.00	\$ 47,760	\$ 24,158	\$ 71,918	\$ -	\$ -								
09702685	06/30/31	SALINE	MARSHALL	1547 W. COMMERCE DR.	OFFICE	15,759	\$ 19.99	94.00	\$ 315,022	\$ 56,811	\$ 371,833	\$ -	\$ -								
09702687	06/30/31	SALINE	MARSHALL	ATCHISON & HWY YY	DAY TREATMENT	5,938	\$ 42.82	71.00	\$ 254,265	\$ 20,489	\$ 274,754	\$ -	\$ -								
09201339	06/30/22	ST. CHARLES	ST. PETERS	119-123 OLYMPIC WAY	OFFICE	8,463	\$ 15.53	40.00	\$ 131,430	\$ 19,165	\$ 150,595	\$ -	\$ -								
09411643	06/30/23	ST. FRANCOIS	FARMINGTON	1101 WEBER ROAD	OFFICE	2,400	\$ 10.00	9.00	\$ 24,000	\$ 11,052	\$ 35,052	\$ -	\$ -								
11501821	06/30/18	ST. LOUIS CITY	ST LOUIS	604 PINE ST	PARKING	-	\$ -	-	\$ 82,336	\$ -	\$ 82,336	\$ -	\$ -								
10800258	06/30/18	VERNON	NEVADA	2201 NORTH ELM	OFFICE	4,502	\$ 10	17	\$ 46,236	\$ 10,195	\$ 56,431	\$ -	\$ -								
10802493	06/30/29	VERNON	NEVADA	2041-A E HUNTER RD	OFFICE	9,621	\$ 15.29	47.00	\$ 147,105	\$ 31,810	\$ 178,915	\$ -	\$ -								
10802494	06/30/29	VERNON	NEVADA	2041-B E HUNTER RD	DAY TREATMENT	11,835	\$ 18.83	21.00	\$ 222,865	\$ 36,570	\$ 259,435	\$ -	\$ -								
Real Estate Services Allocation																					
FY22 Mental Health Lease Requirement													-	78,124	\$ 19.14	374.00	\$ 1,571,226	\$ 264,539	\$ 1,835,765	\$ -	\$ -
NATURAL RESOURCES																					
01201167	06/30/20	BUTLER	POPLAR BLUFF	2153 & 2155 N WESTWOOD	OFFICE	8,418	\$ 9.25	33.00	\$ 77,867	\$ 31,475	\$ 28,429	\$ 15,308	\$ 65,605								
02001681	06/30/18	CEDAR	CEDAR COUNTY	SECTION 7, TOWNSHIP 34N	LAND	-	\$ -	-	\$ 1,500	\$ 1,376	\$ -	\$ -	\$ 2,876								
02401701	06/30/18	CLAY	KANSAS CITY	KCPL NASHUA SUBSTATION	LAND	-	\$ -	-	\$ 1,000	\$ 1,166	\$ -	\$ -	\$ 2,166								
02501662	06/30/20	CLINTON	TRIMBLE	7536 SW HWY O	LAND	-	\$ -	-	\$ 600	\$ 1,066	\$ -	\$ -	\$ 1,666								
02600660	06/30/23	COLE	JEFFERSON CITY	1730-1738 E. ELM	OFFICE	44,515	\$ 9.37	138.00	\$ 417,106	\$ 102,362	\$ 114,287	\$ 160,946	\$ 244,235								
02600847	06/30/20	COLE	JEFFERSON CITY	1659 E. ELM	OFFICE	41,000	\$ 9.81	170.00	\$ 402,210	\$ 138,375	\$ 58,841	\$ 54,105	\$ 427,639								
02602364	06/30/24	COLE	JEFFERSON CITY	4720 SCRUGGS STATION	STORAGE	390	\$ 2.53	-	\$ 987	\$ 180	\$ 1,167	\$ -	\$ -								

LEASED FACILITIES													GENERAL REVENUE	FED	OTHER	
LEASE ID	END DATE	COUNTY	CITY	ADDRESS	SPACE USE	SQ FT	CPSF	FTE	ANNUAL RENT	ANNUAL SERVICES						
NATURAL RESOURCES - continued																
03900103	06/30/21	GREENE	SPRINGFIELD	2040 W. WOODLAND	OFFICE	13,904	\$ 10.98	49.00	\$ 152,666	\$ 50,889	\$	28,498	\$	50,889	\$	124,168
04800156	06/30/22	JACKSON	LEE'S SUMMIT	HWY 470 & COLBERN ROAD	OFFICE	13,350	\$ 15.21	39.00	\$ 203,054	\$ 39,249	\$	113,883	\$	-	\$	128,420
04801661	06/30/18	JACKSON	KANSAS CITY	4240 BLUERIDGE	LAND	-	\$ -	-	\$ 2,100	\$ 126	\$	-	\$	-	\$	2,226
04811587	06/30/22	JACKSON	INDEPENDENCE	4018 HARVARD LANE	LAND	-	\$ -	-	\$ 1,200	\$ 2,296	\$	-	\$	-	\$	3,496
04901679	06/30/18	JASPER	CARTHAGE	SECTION 33, TOWNSHIP 29N, RANGE 31	LAND	-	\$ -	-	\$ 1,050	\$ 1,737	\$	-	\$	-	\$	2,787
04911517	06/30/21	JASPER	ALBA	20400 MILLWOOD ROAD	LAND	-	\$ -	-	\$ 1,200	\$ 72	\$	-	\$	-	\$	1,272
05711570	06/30/22	LINCOLN	FOLEY	2100 HIGHWAY Y	LAND	64	\$ 18.75	-	\$ 1,200	\$ 1,154	\$	-	\$	-	\$	2,354
78006102	06/30/26	MACON	MACON	1709 PROSPECT DR	OFFICE	15,450	\$ 10.33	34.00	\$ 159,600	\$ 31,958	\$	68,961	\$	40,227	\$	82,370
07502684	06/30/19	OREGON	THAYER	1006 NETTLETON DRIVE	OFF/STORAGE	1,254	\$ 10.05	1.00	\$ 12,603	\$ 3,117	\$	-	\$	-	\$	15,720
07901668	06/30/19	PERRY	PERRY	17751 HIGHWAY C	LAND	-	\$ -	-	\$ 1,200	\$ 1,053	\$	-	\$	-	\$	2,253
09501643	06/30/18	ST. GENEVIEVE	BONNE TERRE	HWY D	LAND	-	\$ -	-	\$ 900	\$ 1,001	\$	-	\$	-	\$	1,901
09601129	06/30/20	ST. LOUIS	FLORISSANT	917 N. HWY 67	OFFICE	1,000	\$ 7.72	3.00	\$ 7,720	\$ 5,634	\$	-	\$	-	\$	13,354
09601665	06/30/18	ST. LOUIS	WEST ALTON	WEST ALTON PLAYGROUND	LAND	-	\$ -	-	\$ 10	\$ 804	\$	-	\$	-	\$	814
09601813	06/30/18	ST. LOUIS	FLORISSANT	450 WEST WASHINGTON	STORAGE	100	\$ 12.48	-	\$ 1,248	\$ 583	\$	-	\$	-	\$	1,831
09602473	12/31/19	ST. LOUIS	LADUE	73 HUNTER AVE	LAND	-	\$ -	-	\$ 2,135	\$ 1,792	\$	-	\$	-	\$	3,927
09602487	06/30/18	ST. LOUIS	ST LOUIS	13044 MARINE AVE	LAND	-	\$ -	-	\$ 300	\$ 773	\$	-	\$	-	\$	1,073
			STATEWIDE	AIR MONITORING	LAND	-	\$ -	-	\$ 13,348	\$ 1,335	\$	-	\$	-	\$	14,683
				Real Estate Services Allocation					\$ 79,709	\$ -	\$	17,508	\$	15,520	\$	46,681
				FY22 Natural Resources Lease Requirement		139,445	\$ 10.49	467.00	\$ 1,542,513	\$ 419,573	\$	431,574	\$	336,995	\$	1,193,517
ETHICS COMMISSION																
02601353	06/30/22	COLE	JEFFERSON CITY	3411-A KNIPP	OFFICE	7,247	\$ 8.50	24.00	\$ 61,600	\$ 44,167	\$	105,767	\$	-	\$	-
				Real Estate Services Allocation					\$ 4,644	\$ -	\$	4,644	\$	-	\$	-
				FY22 Ethics Commission Lease Requirement		7,247	\$ 8.50	24.00	\$ 66,244	\$ 44,167	\$	110,411	\$	-	\$	-
OFFICE OF ADMINISTRATION																
01100335	06/30/18	BUCHANAN	ST JOSEPH	6TH & JULES	PARKING	-	\$ -	-	\$ 1,932	\$ 193	\$	-	\$	-	\$	2,125
98701902	06/30/18	CASS	BELTON	836 NORTH SCOTT AVENUE	OFFICE	150	\$ 10.00	-	\$ 1,500	\$ 681	\$	-	\$	-	\$	2,181
02611717	06/30/24	COLE	JEFFERSON CITY	1731 ELM COURT - RESP	OFFICE	5,590	\$ 11.18	-	\$ 62,496	\$ 12,854	\$	-	\$	-	\$	75,350
02600660	06/30/23	COLE	JEFFERSON CITY	1730-1738 E. ELM	OFFICE	5,218	\$ 9.37	2.49	\$ 48,893	\$ 11,999	\$	60,892	\$	-	\$	-
02600662	06/30/18	COLE	JEFFERSON CITY	PARKING LOTS	PARKING	-	\$ -	-	\$ 4,660	\$ -	\$	840	\$	-	\$	3,820
02600791	06/30/30	COLE	JEFFERSON CITY	200 MADISON	OFFICE	11,719	\$ 10.30	-	\$ 120,706	\$ 24,979	\$	-	\$	-	\$	145,685
02602364	06/30/24	COLE	JEFFERSON CITY	4720 SCRUGGS STATION	STORAGE	39,638	\$ 2.53	-	\$ 100,284	\$ 18,313	\$	49,283	\$	-	\$	69,314
02602239	06/30/24	COLE	JEFFERSON CITY	4720 SCRUGGS STATION-GEN SERVICE	STORAGE	44,639	\$ 4.05	-	\$ 180,788	\$ 44,527	\$	101,414	\$	-	\$	123,901
02602582	06/30/33	COLE	JEFFERSON CITY	OLD JC POST OFFICE - HIGH STREET	OFFICE	8,520	\$ 6.60	10.75	\$ 56,232	\$ 26,250	\$	82,482	\$	-	\$	-
03201609	06/30/20	DEKALB	CAMERON	207 E MCELWAIN DR (ITSD)	OFFICE	532	\$ 9.20	1.00	\$ 4,895	\$ 1,824	\$	6,719	\$	-	\$	-
03500618	06/30/19	DUNKLIN	KENNETT	1100 HWY 25 BY-PASS	OFFICE	175	\$ 8.35	1.00	\$ 1,462	\$ 569	\$	2,031	\$	-	\$	-
03900710	06/30/18	GREENE	SPRINGFIELD	305 W OLIVE, 405 W OLIVE	PARKING	-	\$ -	-	\$ 4,460	\$ 446	\$	-	\$	-	\$	4,906
04100383	06/30/22	HARRISON	BETHANY	2403 VANDIVERT (ITSD)	OFFICE	151	\$ 9.05	1.00	\$ 1,367	\$ 602	\$	1,969	\$	-	\$	-
04200799	06/30/20	HENRY	CLINTON	1661 NORTH 2ND ST	OFFICE	542	\$ 9.00	-	\$ 4,878	\$ 2,169	\$	7,047	\$	-	\$	-
04600620	06/30/21	HOWELL	WEST PLAINS	3415 & 3417 DIVISION DR	OFFICE	600	\$ 9.40	-	\$ 5,640	\$ 2,177	\$	7,817	\$	-	\$	-
04811698	00044012	JACKSON	KANSAS CITY	1119 CHERRY STREET	PARKING	-	\$ -	-	\$ 5,399	\$ -	\$	5,399	\$	-	\$	-
04900530	06/30/23	JASPER	JOPLIN	1919 NORTH RANGE LINE (ITSD)	OFFICE	200	\$ 9.24	-	\$ 1,848	\$ 712	\$	2,560	\$	-	\$	-
06100821	06/30/20	MACON	MACON	1716-1718 N PROSPECT	OFFICE	175	\$ 9.00	1.00	\$ 1,575	\$ 654	\$	2,229	\$	-	\$	-
09100890	06/30/23	RIPLEY	DONIPHAN	ROUTE 2, BOX 1143	OFFICE	343	\$ 8.41	-	\$ 2,885	\$ 1,120	\$	4,005	\$	-	\$	-
09201339	06/30/22	ST. CHARLES	ST. PETERS	119-123 OLYMPIC WAY	OFFICE	300	\$ 15.53	1.00	\$ 4,659	\$ 312	\$	-	\$	-	\$	4,971
10611700	06/30/24	TANEY	BRANSON	2900 GREEN MOUNTAIN DR	OFFICE	250	\$ 11.00	1.00	\$ 2,750	\$ 822	\$	3,572	\$	-	\$	-
10800258	06/30/18	VERNON	NEVADA	2201 NORTH ELM	RESIDENTIAL	4,070	\$ 10.27	-	\$ 41,799	\$ 11,445	\$	53,244	\$	-	\$	-
10801184	06/30/21	VERNON	NEVADA	621 E HIGHLAND - VACANT	OFFICE	146	\$ 9.67	-	\$ 1,412	\$ 261	\$	-	\$	-	\$	1,673
11501821	06/30/19	ST LOUIS CITY	ST LOUIS	604 PINE ST	PARKING	-	\$ -	-	\$ 45,062	\$ -	\$	42,800	\$	-	\$	2,262
				Real Estate Services Allocation					\$ 111,094	\$ -	\$	92,277	\$	-	\$	18,817
				FY22 Office of Administration Lease Requirement		122,958	\$ 5.75	19.24	\$ 818,676	\$ 162,909	\$	526,580	\$	-	\$	455,005
PUBLIC SAFETY																
01002591	06/30/20	BOONE	COLUMBIA	601 BUS LOOP 70 WEST - VETS	OFFICE	1,095	\$ 12.93	-	\$ 14,158	\$ 2,639	\$	-	\$	-	\$	16,797
01002366	06/30/40	BOONE	ASHLAND	3600 BIGGS ROAD	OFFICE	250	\$ 9.75	1.00	\$ 2,438	\$ 685	\$	3,123	\$	-	\$	-
01100335	06/30/18	BUCHANAN	ST JOSEPH	6TH & JULES - VETS	PARKING	-	\$ -	-	\$ 1,932	\$ 193	\$	-	\$	-	\$	2,125
00000000	01/00/00	BUTLER	POPLAR BLUFF	TBD - VETS	OFFICE	636	\$ 14.00	-	\$ 11,318	\$ 3,469	\$	-	\$	-	\$	14,787
01502589	06/30/18	CAMDEN	OSAGE BEACH	1000 CITY PARKWAY - VETS	OFFICE	320	\$ 9.46	-	\$ 5,905	\$ 2,196	\$	-	\$	-	\$	8,101
01600735	06/30/19	CAPE GIRARDEAU	CAPE GIRARDEAU	3014 & 3102 BLATTNER RD - SEMA	OFFICE	250	\$ 9.75	-	\$ 2,438	\$ 1,031	\$	-	\$	3,469	\$	-
02600660	06/30/24	COLE	JEFFERSON CITY	1730-1738 E. ELM - LIQUOR CONTROL	OFFICE	8,936	\$ 9.37	-	\$ 83,730	\$ 20,548	\$	-	\$	-	\$	104,278
02600813	06/01/24	COLE	JEFFERSON CITY	1500 SOUTHBRIDGE	OFFICE	873	\$ 8.95	-	\$ 7,813	\$ 2,191	\$	-	\$	-	\$	10,004
03201609	06/30/20	DEKALB	CAMERON	207 E MCELWAIN - SEMA	OFFICE	111	\$ 9.20	-	\$ 1,021	\$ 380	\$	-	\$	1,401	\$	-
03500618	06/30/19	DUNKLIN	KENNETT	1100 HWY 25 S BY-PASS - VETS	OFFICE	255	\$ 7.95	-	\$ 2,027	\$ 843	\$	-	\$	-	\$	2,870

LEASED FACILITIES											GENERAL	FED	OTHER		
LEASE ID	END DATE	COUNTY	CITY	ADDRESS	SPACE USE	SQ FT	CPSF	FTE	ANNUAL RENT	ANNUAL SERVICES	REVENUE				
PUBLIC SAFETY - continued															
03900303	12/31/20	GREENE	SPRINGFIELD	1410 S. KANSAS EXPRESSWAY - VETS	OFFICE	1,503	\$ 11.09	4.00	\$ 16,668	\$ 5,489	\$ -	\$ -	\$ 22,157		
03911690	05/31/25	GREENE	SPRINGFIELD	1904 N LECOMPTTE ROAD - SEMA	WAREHOUSE	7,000	\$ 3.21	-	\$ 22,470	\$ 22,806	\$ -	\$ -	\$ 45,276		
04600620	06/30/21	HOWELL	WEST PLAINS	3415 & 3417 DIVISION DR - VETS	OFFICE	250	\$ 9.40	-	\$ 2,350	\$ 863	\$ -	\$ -	\$ 3,213		
04611718	06/30/20	HOWELL	WEST PLAINS	180 KENTUCKY STREET - SEMA	OFFICE	480	\$ 5.00	1.00	\$ 2,400	\$ 1,487	\$ -	\$ -	\$ 3,887		
04811565	06/30/22	JACKSON	INDEPENDENCE	3675 NOLAND RD, SUITE 306 - VETS	OFFICE	1,155	\$ 11.00	-	\$ 12,705	\$ 2,569	\$ -	\$ -	\$ 15,274		
04811519	06/30/21	JACKSON	KANSAS CITY	1601 EAST 18TH ST - VETS	OFFICE	725	\$ 19.58	-	\$ 14,196	\$ 3,800	\$ -	\$ -	\$ 17,996		
05001407	06/30/20	JEFFERSON	ARNOLD	3675 WEST OUTER RD - VETS	OFFICE	986	\$ 11.70	1.00	\$ 11,536	\$ 4,288	\$ -	\$ -	\$ 15,824		
05300360	06/30/21	LACLEDE	LEBANON	2639 S JEFFERSON - VETS	OFFICE	312	\$ 9.35	-	\$ 2,917	\$ 1,403	\$ -	\$ -	\$ 4,320		
05302634	06/30/18	LACLEDE	LEBANON	200 N ADAM - SEMA	OFFICE	150	\$ 12.00	-	\$ 1,800	\$ 726	\$ -	\$ 2,526	\$ -		
05911750	06/30/25	LIVINGSTON	CHILICOTHE	98 WASHINGTON SUITE 1	OFFICE	378	\$ 11.00	-	\$ 4,158	\$ 2,079	\$ -	\$ -	\$ 6,237		
06100821	06/30/20	MACON	MACON	1716-1718 N PROSPECT - VETS	OFFICE	337	\$ 9.00	-	\$ 3,033	\$ 1,265	\$ -	\$ -	\$ 4,298		
08000889	06/30/18	PETTIS	SEDALIA	808 WESTWOOD - VETS	OFFICE	294	\$ 12.00	-	\$ 3,528	\$ 892	\$ -	\$ -	\$ 4,420		
08502397	06/30/24	PULASKI	ST ROBERT	194 EASTLAWN AVE - VETS	OFFICE	1,188	\$ 9.00	5.00	\$ 10,692	\$ 3,822	\$ -	\$ -	\$ 14,514		
08811535	06/30/18	RANDOLPH	MOBERLY	3029 COUNTY RD 1325 - VETS	OFFICE	582	\$ 9.25	-	\$ 5,384	\$ 5,429	\$ -	\$ -	\$ 10,813		
10001298	06/30/24	SCOTT	SIKESTON	106 ARTHUR DRIVE - VETS	OFFICE	235	\$ 9.47	1.00	\$ 2,225	\$ 471	\$ -	\$ -	\$ 2,696		
09401266	06/30/19	ST. FRANCOIS	FARMINGTON	901 PROGRESS DR - VETS	OFFICE	615	\$ 10.25	1.00	\$ 6,304	\$ 2,122	\$ -	\$ -	\$ 8,426		
10602714	06/30/18	TANEY	BRANSON	3044 SHEPARD OF THE HILLS - VETS	OFFICE	900	\$ 12.00	1.00	\$ 10,800	\$ 3,906	\$ -	\$ -	\$ 14,706		
10801184	06/30/19	VERNON	NEVADA	621 E. HIGHLAND - VETS	OFFICE	267	\$ 9.67	1.00	\$ 2,583	\$ 937	\$ -	\$ -	\$ 3,520		
Real Estate Services Allocation											\$ -	\$ -	\$ 315	\$ 13,995	
FY22 Public Safety Lease Requirement											\$ -	\$ -	\$ 3,123	\$ 7,711	\$ 370,534
GAMING COMMISSION															
02401861	06/30/20	CLAY	KANSAS CITY	1321 BURLINGTON ST	OFFICE	4,556	\$ 12.60	11.00	\$ 57,406	\$ 5,741	\$ -	\$ -	\$ 63,147		
02600253	06/30/21	COLE	JEFFERSON CITY	3417 KNIPP DR	OFFICE	26,256	\$ 9.83	55.00	\$ 258,096	\$ 82,326	\$ -	\$ -	\$ 340,422		
Real Estate Services Allocation											\$ -	\$ -	\$ -	\$ 17,214	
FY22 Gaming Commission Lease Requirement											\$ -	\$ -	\$ -	\$ -	\$ 420,783
HIGHWAY PATROL															
00101265	06/30/24	ADAIR	KIRKSVILLE	1612 N. OSTEOPATHY	DE OFFICE	725	\$ 9.40	-	\$ 6,818	\$ 1,682	\$ -	\$ -	\$ 8,500		
00301824	06/30/18	ATCHISON	TARKIO	405 S 11TH ST	DE OFFICE	1,300	\$ 1.38	-	\$ 1,800	\$ 180	\$ -	\$ -	\$ 1,980		
00502569	06/30/18	BARRY	CASSVILLE	404-7 HIGHWAY 248	DE OFFICE	1,200	\$ 1.00	-	\$ 1,200	\$ 1,481	\$ -	\$ -	\$ 2,681		
00701305	06/30/18	BATES	BUTLER	2-4 WEST OHIO ST	DE OFFICE	1,783	\$ 9.94	-	\$ 17,723	\$ 8,400	\$ -	\$ -	\$ 26,123		
00701510	06/30/18	BATES	ADRIAN	-	LAND	-	\$ -	-	\$ 5,700	\$ 570	\$ -	\$ -	\$ 6,270		
00611656	06/30/21	BARTON	LAMAR	105 11TH STREET	OFFICE	1,000	\$ 2.70	-	\$ 2,700	\$ 3,987	\$ -	\$ -	\$ 6,687		
00701616	06/30/20	BATES	AARON	-	LAND	-	\$ -	-	\$ 4,200	\$ 420	\$ -	\$ -	\$ 4,620		
00701621	06/30/18	BATES	APPLETON CITY	APPLETON CITY	LAND	-	\$ -	-	\$ 4,080	\$ 408	\$ -	\$ -	\$ 4,488		
00702004	06/30/18	BATES	BUTLER	HWY 52 WEST, RR4	OFFICE	168	\$ 2.98	-	\$ 501	\$ 50	\$ -	\$ -	\$ 551		
00801869	06/30/19	BENTON	WARSAW	181 W HARRISON	DE OFFICE	540	\$ 4.03	-	\$ 2,176	\$ 218	\$ -	\$ -	\$ 2,394		
88600802	06/30/23	BENTON	WARSAW	1661 HILLTOP	ZONE OFFICE	713	\$ 7.00	-	\$ 4,991	\$ 2,920	\$ -	\$ -	\$ 7,911		
01011538	06/30/21	BOONE	COLUMBIA	403-D WANDRIVER	DE OFFICE	2,500	\$ 15.00	-	\$ 37,500	\$ 12,938	\$ -	\$ -	\$ 50,438		
01001902	06/30/21	BOONE	COLUMBIA	2201 I70 DR NW	ZONE OFC	300	\$ 1.67	-	\$ 501	\$ 365	\$ -	\$ -	\$ 866		
01100335	06/30/18	BUCHANAN	ST. JOSEPH	6TH & JULES	DE PARKING	-	\$ -	-	\$ 2,704	\$ -	\$ -	\$ -	\$ 2,704		
01300842	06/30/24	CALDWELL	HAMILTON	400 W BERRY	DE OFFICE	218	\$ 8.75	-	\$ 1,908	\$ 1,653	\$ -	\$ -	\$ 3,561		
01400870	06/30/20	CALLAWAY	JEFFERSON CITY	MEMORIAL AIRPORT	LAND	-	\$ -	-	\$ 7,556	\$ 756	\$ -	\$ -	\$ 8,312		
01500882	06/30/20	CAMDEN	CAMDEN	146 RODEO ROAD	OFFICE	721	\$ 10.78	-	\$ 7,775	\$ 2,496	\$ -	\$ -	\$ 10,271		
01502246	06/30/19	CAMDEN	OSAGE BEACH	1000 CITY PARKWAY	OFFICE	960	\$ 6.04	1.00	\$ 5,802	\$ -	\$ 5,802	\$ -	\$ -		
01502263	06/30/20	CAMDEN	OSAGE BEACH	OSAGE BEACH AREA	WP ANTENNA	-	\$ -	-	\$ 3,080	\$ 616	\$ -	\$ 3,696	\$ -		
01600735	06/30/24	CAPE GIRARDEAU	CAPE GIRARDEAU	3014 & 3102 BLATTNER RD	DE OFFICE	1,298	\$ 9.75	-	\$ 12,656	\$ 3,884	\$ -	\$ -	\$ 16,540		
01601796	06/30/22	CAPE GIRARDEAU	CAPE GIRARDEAU	122 S ELLIS	LAB	7,700	\$ 12.00	-	\$ 92,400	\$ 37,468	\$ 68,160	\$ -	\$ 61,708		
01611721	06/30/22	CAPE GIRARDEAU	CAPE GIRARDEAU	3065 WILLIAMS STREET	OFFICE	1,661	\$ 15.00	-	\$ 24,915	\$ 3,737	\$ -	\$ -	\$ 28,652		
01602044	06/30/19	CAPE GIRARDEAU	CAPE GIRARDEAU	HANGER #3, 4181 JOHN GODWIN DR	HANGAR	-	\$ -	-	\$ 6,600	\$ 660	\$ -	\$ -	\$ 7,260		
01802511	06/30/37	CARTER	VAN BUREN	MODOT - HWY 60	ZONE OFC	4,400	\$ 7.77	-	\$ 34,200	\$ 3,420	\$ -	\$ -	\$ 37,620		
01902000	06/30/18	CASS	HARRISONVILLE	MODOT-27821 S STATE ROUTE 7	ZONE OFC	180	\$ 1.67	-	\$ 301	\$ 30	\$ -	\$ -	\$ 331		
01911514	06/30/21	CASS	HARRISONVILLE	1807 E MECHANIC ST	DE OFFICE	2,472	\$ 8.00	-	\$ 19,776	\$ 11,374	\$ -	\$ -	\$ 31,150		
02001619	06/30/18	CEDAR	CEDAR SPRINGS	CEDAR SPRINGS	LAND HP TOWER	-	\$ -	-	\$ 4,200	\$ 420	\$ -	\$ -	\$ 4,620		
02200133	06/30/18	CHRISTIAN	OZARK	4715 N TOWNE CENTER	DE OFFICE	100	\$ 8.92	-	\$ 893	\$ 436	\$ -	\$ -	\$ 1,329		
02211673	06/30/23	CHRISTIAN	NIXA	715 W. MT. VERNON	OFFICE	500	\$ 2.40	-	\$ 1,200	\$ 908	\$ -	\$ -	\$ 2,108		
02202021	06/30/18	CHRISTIAN	OZARK	MODOT-1810 SELMORE BLVD	ZONE OFC	247	\$ 2.02	-	\$ 500	\$ 50	\$ -	\$ -	\$ 550		
02400884	06/30/21	CLAY	LIBERTY	7000 LIBERTY DR	DE OFFICE	282	\$ 9.20	-	\$ 2,594	\$ 1,337	\$ -	\$ -	\$ 3,931		
02401832	06/30/18	CLAY	EXCELSIOR SPRINGS	1500 ROSALEA	DE OFFICE	400	\$ 4.05	-	\$ 1,620	\$ 162	\$ -	\$ -	\$ 1,782		
02402730	06/30/21	CLAY	GLADSTONE	6012 NE ANTIOCH ROAD	OFFICE	3,199	\$ 7.92	-	\$ 25,336	\$ 18,489	\$ -	\$ -	\$ 43,825		
02600019	06/30/21	COLE	JEFFERSON CITY	1617 SOUTHRIDGE DRIVE	DE OFFICE	2,590	\$ 9.50	-	\$ 24,605	\$ 9,722	\$ -	\$ -	\$ 34,327		
02601539	06/30/22	COLE	JEFFERSON CITY	2601 EAGLE RIDGE RD	LAND	-	\$ -	-	\$ 5,544	\$ 554	\$ -	\$ -	\$ 6,098		

LEASED FACILITIES													GENERAL	FED	OTHER
LEASE ID	END DATE	COUNTY	CITY	ADDRESS	SPACE USE	SQ FT	CPSF	FTE	ANNUAL RENT	ANNUAL SERVICES	GENERAL REVENUE	FED	OTHER		
<i>HIGHWAY PATROL - continued</i>															
02602590	06/30/23	COLE	JEFFERSON CITY	2724 MERCHANTS DRIVE	D/DCC OFFICE	9,000	\$ 8.48	-	\$ 76,320	\$ 22,176	\$ 98,496	-	\$ -		
02701781	06/30/23	COOPER	BOONEVILLE	17010 HWY 87, SUITE B	ZONE OFC	540	\$ 3.89	-	\$ 2,101	\$ 210	\$ -	-	\$ 2,311		
02801912	06/30/18	CRAWFORD	CUBA	MODOT 7149 OLD ROUTE 66	ZONE OFC	168	\$ 2.98	-	\$ 501	\$ 50	\$ -	-	\$ 551		
02802478	06/30/20	CRAWFORD	LEASBURG	FLETCHER RD	WP TOWER	-	\$ -	-	\$ 2,044	\$ 409	\$ 2,453	-	\$ -		
02811556	06/30/19	CRAWFORD	STEELEVILLE	61 EAST HIGHWAY 8	DE OFFICE	400	\$ 2.25	-	\$ 900	\$ 90	\$ -	-	\$ 990		
02901618	06/30/20	DADE	NEOLA	ARCOLA	LAND HP TOWER	-	\$ -	-	\$ 3,600	\$ 360	\$ -	-	\$ 3,960		
02902721	06/30/18	DADE	GREENFIELD	2 N MAIN ST	DE OFFICE	150	\$ 4.62	-	\$ 693	\$ 69	\$ -	-	\$ 762		
03002605	06/30/38	DALLAS	BUFFALO	MODOT-1732 N AST ST	OFFICE	1,205	\$ 1.78	-	\$ 2,145	\$ 215	\$ -	-	\$ 2,360		
03002682	06/30/18	DALLAS	BUFFALO	1100 N MAPLE	DE OFFICE	560	\$ 1.61	-	\$ 902	\$ 90	\$ -	-	\$ 992		
03100552	06/30/22	DAVISS	GALLATIN	201 ASH	DE OFFICE	70	\$ 5.90	-	\$ 413	\$ 353	\$ -	-	\$ 766		
03202013	06/30/18	DEKALB	CAMERON	MODOT-1501 N HARRIS	ZONE OFC	200	\$ 2.50	-	\$ 500	\$ 50	\$ -	-	\$ 550		
03202050	06/30/18	DEKALB	MAYSVILLE	701 E MAIN	DE OFFICE	300	\$ 4.00	-	\$ 1,200	\$ 120	\$ -	-	\$ 1,320		
03301913	06/30/18	DENT	SALEM	MODOT - MO 32 & RT F	ZONE OFC	168	\$ 2.98	-	\$ 501	\$ 50	\$ -	-	\$ 551		
03402023	06/30/18	DOUGLAS	AVA	MODOT - 504 CO ROAD 506	ZONE OFC	185	\$ 2.70	-	\$ 500	\$ 50	\$ -	-	\$ 550		
03500695	06/30/19	DUNKLIN	MALDEN	ARNOLD BLVD BOX 411	CDL	366	\$ 8.20	-	\$ 3,002	\$ 300	\$ -	-	\$ 3,302		
03601919	06/30/18	FRANKLIN	ST CLAIR	MODOT - 2215 N COMMERCIAL	ZONE OFC	168	\$ 2.98	-	\$ 501	\$ 50	\$ -	-	\$ 551		
03701615	06/30/18	GASCONADE	DRAKE	2467 S HWY 19	LAND HP TOWER	-	\$ -	-	\$ 1,632	\$ 163	\$ -	-	\$ 1,795		
03900710	06/30/18	GREENE	SPRINGFIELD	305 W. OLIVE, 405 W OLIVE	DE PARKING	-	\$ -	-	\$ 2,742	\$ -	\$ -	-	\$ 2,742		
04001999	06/30/18	GRUNDY	TRENTON	MODOT - 230 E HWY 6	ZONE OFC	200	\$ 2.50	-	\$ 500	\$ 50	\$ -	-	\$ 550		
04101998	06/30/18	HARRISON	BETHANY	MODOT - 3101 MILLER	ZONE OFC	200	\$ 2.50	-	\$ 500	\$ 50	\$ -	-	\$ 550		
04202007	06/30/18	HENRY	CLINTON	MODOT - 1057 E GAINES	ZONE OFC	168	\$ 2.98	-	\$ 501	\$ 50	\$ -	-	\$ 551		
04301044	06/30/18	HICKORY	HERMITAGE	HERMITAGE COMMUNITY BLDG	DE OFFICE	400	\$ 2.60	-	\$ 1,040	\$ 104	\$ -	-	\$ 1,144		
04401996	06/30/18	HOLT	MOUND CITY	MODOT - 24876 HWY 118	ZONE OFC	200	\$ 2.50	-	\$ 500	\$ 50	\$ -	-	\$ 550		
04601917	06/30/18	HOWELL	WEST PLAINS	MODOT - 1287 COUNTY ROAD 8690	ZONE OFC	168	\$ 2.98	-	\$ 501	\$ 50	\$ -	-	\$ 551		
04801048	06/30/24	JACKSON	INDEPENDENCE	16647 EAST 23RD STREET	DE OFFICE	2,400	\$ 15.50	-	\$ 37,200	\$ 4,964	\$ -	-	\$ 42,164		
04900401	06/30/18	JASPER	JOPLIN	1110 E. 7th ST, SUITE 6	DE OFFICE	1,717	\$ 10.00	-	\$ 17,170	\$ 7,739	\$ -	-	\$ 24,909		
82104902	06/30/18	JASPER	CARTHAGE	407 S GARRISON	DE OFFICE	691	\$ 3.99	-	\$ 1,320	\$ 132	\$ -	-	\$ 1,452		
05002562	06/30/18	JEFFERSON	FESTUS	619 COLLINS	ZONE OFC	2,100	\$ 1.43	-	\$ 3,006	\$ 301	\$ -	-	\$ 3,307		
05002662	06/30/19	JEFFERSON	FESTUS	107 BORGA BLDG	DE OFFICE	1,770	\$ 11.00	-	\$ 19,473	\$ 8,824	\$ -	-	\$ 28,297		
05100004	06/30/20	JOHNSON	WARRENSBURG	505 N. RIDGEVIEW	DE OFFICE	1,163	\$ 9.23	-	\$ 10,734	\$ 4,859	\$ -	-	\$ 15,593		
05101509	06/30/18	JOHNSON	CONCORDIA	CONCORDIA	LAND	-	\$ -	-	\$ 5,060	\$ 506	\$ -	-	\$ 5,566		
05101605	06/30/18	JOHNSON	HOLDEN	HOLDEN	LAND	-	\$ -	-	\$ 4,080	\$ 408	\$ -	-	\$ 4,488		
05302027	06/30/18	LACLEDE	LEBANON	MODOT - 1120 IVY LANE	ZONE OFC	462	\$ 1.08	-	\$ 500	\$ 50	\$ -	-	\$ 550		
05311571	06/30/18	LACLEDE	LEBANON	1114 LYNN	OFFICE	1,500	\$ 6.00	-	\$ 9,000	\$ 4,019	\$ -	-	\$ 13,019		
05401029	06/30/18	LAFAYETTE	LEXINGTON	533 SOUTH 13 HIGHWAY	DE OFFICE	200	\$ 9.36	-	\$ 1,872	\$ 187	\$ -	-	\$ 2,059		
05402705	06/30/25	LAFAYETTE	ODESSA	MODOT - 7353 OUTER RD	ZONE OFC	168	\$ 2.98	-	\$ 501	\$ 50	\$ -	-	\$ 551		
05501714	06/30/18	LAWRENCE	FREISTATT	FREISTATT	LAND	-	\$ -	-	\$ 1,800	\$ 180	\$ -	-	\$ 1,980		
05502015	06/30/18	LAWRENCE	MT VERNON	MODOT - 1005 SPRING PARK BLVD	ZONE OFC	168	\$ 1.79	-	\$ 301	\$ 30	\$ -	-	\$ 331		
05611534	06/30/18	LEWIS	MONTICELLO	107 SOUTH WASHINGTON	ZONE OFC	414	\$ 5.80	-	\$ 2,401	\$ 240	\$ -	-	\$ 2,641		
05701995	06/30/18	LINCOLN	TROY	MODOT - 121 FRANCIS DR	ZONE OFC	200	\$ 2.50	-	\$ 500	\$ 50	\$ -	-	\$ 550		
05902010	06/20/23	LIVINGSTON	CHILLICOTHE	MODOT - 1305 MITCHELL RD	ZONE OFC	200	\$ 4.50	-	\$ 900	\$ 90	\$ -	-	\$ 990		
06100821	06/30/20	MACON	MACON	1716-1718 PROSPECT	DE OFFICE	920	\$ 9.00	-	\$ 8,280	\$ 3,436	\$ -	-	\$ 11,716		
06101992	06/30/18	MACON	MACON	MODOT - 26988 US HWY 63	ZONE OFC	200	\$ 2.50	-	\$ 500	\$ 50	\$ -	-	\$ 550		
06102670	06/30/39	MACON	MACON	MODOT - 26826 HWY 63	WAREHOUSE	200	\$ 2.50	-	\$ 500	\$ 50	\$ -	-	\$ 550		
06402641	06/30/39	MARION	HANNIBAL	MODOT - 1711 HWY 61S	BOAT STORAGE	-	\$ -	-	\$ 1,000	\$ 200	\$ -	\$ 1,200	\$ -		
06402671	06/30/39	MARION	HANNIBAL	MODOT - 1711 HWY 61S	WAREHOUSE	200	\$ 2.50	-	\$ 500	\$ 50	\$ -	-	\$ 550		
06801487	06/30/22	MONITEAU	HIGH POINT	HIGH POINT	LAND	-	\$ -	-	\$ 3,600	\$ 360	\$ -	-	\$ 3,960		
06902224	06/30/20	MONROE	HOLLIDAY	23240 RT A	LAND WP TOWER	-	\$ -	-	\$ 2,000	\$ 400	\$ -	\$ 2,400	\$ -		
07000553	06/30/18	MONTGOMERY	MONTGOMERY CITY	723 NORTH STURGEON	DE OFFICE	575	\$ 1.04	-	\$ 600	\$ 60	\$ -	-	\$ 660		
07001477	06/30/22	MONTGOMERY	RHINELAND	1007 HIGHWAY K	LAND	-	\$ -	-	\$ 4,260	\$ 426	\$ -	-	\$ 4,686		
07101480	06/30/22	MORGAN	MORGAN COUNTY	LAND LEASE	LAND	-	\$ -	-	\$ 3,500	\$ 350	\$ -	-	\$ 3,850		
07301623	06/30/21	NEWTON	GRAMBY	GRAMBY SITE	LAND	-	\$ -	-	\$ 4,200	\$ 420	\$ -	-	\$ 4,620		
07302063	06/30/23	NEWTON	NEOSHO	475 CHOTEAU-CROWDER COLLEGE	ZONE OFC	1,200	\$ 3.15	-	\$ 3,780	\$ 378	\$ -	-	\$ 4,158		
07401997	06/30/18	NODAWAY	MARYVILLE	MODOT - 28320 250TH ST	ZONE OFC	200	\$ 2.50	-	\$ 500	\$ 50	\$ -	-	\$ 550		
07402243	06/30/20	NODAWAY	MARYVILLE	115 E 4TH ST	DE OFFICE	125	\$ 9.30	-	\$ 1,163	\$ 694	\$ -	-	\$ 1,857		
07601479	06/30/18	OSAGE	LINN	ROUTE 1 BOX 233	LAND	-	\$ -	-	\$ 4,800	\$ 480	\$ -	-	\$ 5,280		
07702635	06/30/39	OZARK	GAINSVILLE	MODOT-ROUTE 1 BOX 1C	BOAT STORAGE	300	\$ 1.67	-	\$ 501	\$ 100	\$ -	\$ 601	\$ -		
08102629	06/30/39	PHELPS	ST JAMES	MODOT - 17855 HIGHWAY I	LAND	1,035	\$ 0.99	-	\$ 1,025	\$ 103	\$ -	-	\$ 1,128		
08300375	06/30/23	PLATTE	PLATTE CITY	233 MARSHALL RD	DE OFFICE	324	\$ 11.00	-	\$ 3,564	\$ 1,201	\$ -	-	\$ 4,765		
08302025	06/30/18	PLATTE	PLATTE CITY	MODOT - 16105 ELM GROVE RD	ZONE OFC	144	\$ 3.47	-	\$ 500	\$ 50	\$ -	-	\$ 550		
08402507	06/30/18	POLK	BOLIVAR	4460 AIRPORT DRIVE	HANGAR	-	\$ -	-	\$ 4,800	\$ 480	\$ -	-	\$ 5,280		

LEASED FACILITIES													GENERAL REVENUE	FED	OTHER		
LEASE ID	END DATE	COUNTY	CITY	ADDRESS	SPACE USE	SQ FT	CPSF	FTE	ANNUAL RENT	ANNUAL SERVICES							
HIGHWAY PATROL - continued																	
08402019	06/30/18	POLK	BOLIVAR	MODOT - 2814 W BROADWAY	ZONE OFC	320	\$ 1.56	-	\$ 500	\$ 50	\$ -	\$ -	\$ -	\$ -	\$ -	\$ -	\$ 550
08501600	06/30/18	PULASKI	ST. ROBERT	194 EASTLAWN	DE OFFICE	850	\$ 0.60	-	\$ 510	\$ 51	\$ -	\$ -	\$ -	\$ -	\$ -	\$ -	\$ 561
08501914	06/30/18	PULASKI	ST. ROBERT	375 OLD ROUTE 66	ZONE OFC	168	\$ 2.98	-	\$ 501	\$ 50	\$ -	\$ -	\$ -	\$ -	\$ -	\$ -	\$ 551
08801993	06/30/18	RANDOLPH	MOBERLY	MODOT - 1503 E HWY 24	ZONE OFC	200	\$ 2.50	-	\$ 500	\$ 50	\$ -	\$ -	\$ -	\$ -	\$ -	\$ -	\$ 550
08802242	06/30/30	RANDOLPH	RENICK	SECTION 31 TWSHP 53	HP TOWER	-	\$ -	-	\$ 7,301	\$ 730	\$ -	\$ -	\$ -	\$ -	\$ -	\$ -	\$ 8,031
09701614	06/30/18	SALINE	MARSHALL	PIPERTOWN	LAND	-	\$ -	-	\$ 5,500	\$ 550	\$ -	\$ -	\$ -	\$ -	\$ -	\$ -	\$ 6,050
09900203	06/30/23	SCOTLAND	MEMPHIS	1 CHILD SUPPORT LN-HWY 136 W	DE OFFICE	218	\$ 9.00	-	\$ 2,125	\$ 929	\$ -	\$ -	\$ -	\$ -	\$ -	\$ -	\$ 3,054
10001890	06/30/18	SCOTT	SIKESTON	159 WEST MURRAY LANE	CDL OFFICE	510	\$ 12.94	-	\$ 6,600	\$ 660	\$ -	\$ -	\$ -	\$ -	\$ -	\$ -	\$ 7,260
10102643	06/30/39	SHANNON	WINONA	MODOT - 106 INDUSTRIAL DRIVE	BOAT STORAGE	750	\$ 1.20	-	\$ 900	\$ 90	\$ -	\$ -	\$ -	\$ -	\$ -	\$ -	\$ 990
10200689	06/30/18	SHELBY	SHELBY	116 EAST WALNUT	DE OFFICE	500	\$ 1.20	-	\$ 600	\$ 60	\$ -	\$ -	\$ -	\$ -	\$ -	\$ -	\$ 660
09200296	06/30/20	ST. CHARLES	ST CHARLES	2495 RAYMOND DR	DE OFFICE	3,000	\$ 12.43	1.00	\$ 37,290	\$ 12,392	\$ -	\$ -	\$ -	\$ -	\$ -	\$ -	\$ 49,682
09202510	06/30/37	ST. CHARLES	ST PETERS	MODOT - 580 N SERVICE RD	OFFICE	4,400	\$ 7.77	-	\$ 34,200	\$ 11,411	\$ -	\$ -	\$ -	\$ -	\$ -	\$ -	\$ 45,611
09201860	06/30/28	ST. CHARLES	WELDON SPRINGS	2360 HIGHWAY D	LAND	-	\$ -	-	\$ 78,103	\$ -	\$ -	\$ -	\$ -	\$ -	\$ -	\$ -	\$ 78,103
09302513	06/30/37	ST. CLAIR	COLLINS	MODOT - 1501 S HWY 13	ZONE OFC	896	\$ 8.48	-	\$ 7,600	\$ 4,807	\$ -	\$ -	\$ -	\$ -	\$ -	\$ -	\$ 12,407
09511601	06/30/22	STE GENEVIEVE	STE GENEVIEVE	295 BROOKS STREET	DE OFFICE	320	\$ 1.32	-	\$ 422	\$ 42	\$ -	\$ -	\$ -	\$ -	\$ -	\$ -	\$ 464
09611650	06/30/22	ST. LOUIS	MAPLEWOOD	TBD	DE OFFICE	3,128	\$ 18.00	-	\$ 56,304	\$ 14,006	\$ -	\$ -	\$ -	\$ -	\$ -	\$ -	\$ 70,310
09601491	06/30/20	ST. LOUIS	HAZELWOOD	7232 N LINDBERGH	OFFICE	3,096	\$ 12.89	-	\$ 39,907	\$ 14,913	\$ -	\$ -	\$ -	\$ -	\$ -	\$ -	\$ 54,820
09601820	06/30/23	ST. LOUIS	BALLWIN	703 BIG BEND BLVD	DE OFFICE	2,820	\$ 13.85	-	\$ 39,057	\$ 13,825	\$ -	\$ -	\$ -	\$ -	\$ -	\$ -	\$ 52,882
09611722	06/30/24	ST. LOUIS	VALLEY PARK	232 VANCE ROAD	ZONE OFC	819	\$ 13.06	-	\$ 10,697	\$ 3,951	\$ -	\$ -	\$ -	\$ -	\$ -	\$ -	\$ 14,648
11501821	06/30/18	ST. LOUIS CITY	ST LOUIS	604 PINE ST, WAINWRIGHT BLDG.	PARKING	-	\$ -	-	\$ 813	\$ -	\$ -	\$ -	\$ -	\$ -	\$ -	\$ -	\$ 813
11502475	06/30/22	ST. LOUIS CITY	ST LOUIS	3101 CHOTEAU AVE	DE PARKING	-	\$ -	-	\$ 1,320	\$ -	\$ -	\$ -	\$ -	\$ -	\$ -	\$ -	\$ 1,320
10401657	06/30/18	STONE	KIMBERLING CITY	49 LAKE RD	ZONE OFC	500	\$ 8.65	-	\$ 4,325	\$ 433	\$ 4,758	\$ -	\$ -	\$ -	\$ -	\$ -	\$ -
10411696	06/30/24	STONE	KIMBERLING CITY	201 MARINA WAY	BOAT STORAGE	500	\$ 9.60	-	\$ 4,800	\$ 480	\$ -	\$ -	\$ -	\$ -	\$ -	\$ -	\$ 5,280
10511709	06/30/24	SULLIVAN	MILAN	205 N. MARKET	DE OFFICE	200	\$ 4.20	-	\$ 840	\$ -	\$ -	\$ -	\$ -	\$ -	\$ -	\$ -	\$ 840
10602012	06/30/18	TANEY	BRANSON	MODOT - 275 NW OUTER RD, #B	ZONE OFC	450	\$ 1.11	-	\$ 500	\$ 50	\$ -	\$ -	\$ -	\$ -	\$ -	\$ -	\$ 550
10602723	06/30/18	TANEY	BRANSON	3044 SHEPHERD OF THE HILLS	DE OFFICE	900	\$ 12.00	-	\$ 10,800	\$ 6,542	\$ -	\$ -	\$ -	\$ -	\$ -	\$ -	\$ 17,342
10701916	06/30/18	TEXAS	HOUSTON	MODOT - 1540 N HWY 63	ZONE OFC	168	\$ 2.98	-	\$ 501	\$ 50	\$ -	\$ -	\$ -	\$ -	\$ -	\$ -	\$ 551
10801184	06/30/19	VERNON	NEVADA	621 EAST HIGHLAND	OFFICE	1,227	\$ 9.67	-	\$ 11,865	\$ 4,304	\$ -	\$ -	\$ -	\$ -	\$ -	\$ -	\$ 16,169
10802265	06/30/18	VERNON	SHELDON	29003 S 1850 ROAD	ZONE OFC	960	\$ 5.00	-	\$ 4,800	\$ 3,222	\$ -	\$ -	\$ -	\$ -	\$ -	\$ -	\$ 8,022
10900092	06/30/23	WARREN	WARRENTON	3409 N HIGHWAY 47	CRASH OFFICE	1,000	\$ 9.90	-	\$ 9,900	\$ 4,482	\$ -	\$ -	\$ -	\$ -	\$ -	\$ -	\$ 14,382
10901481	06/30/22	WARREN	WARRENTON	29295 S. DEERFIELD	LAND	-	\$ -	-	\$ 5,355	\$ 536	\$ -	\$ -	\$ -	\$ -	\$ -	\$ -	\$ 5,891
11202020	06/30/18	WEBSTER	MARSHFIELD	MODOT - 289 PINOAK LOOP	ZONE OFC	228	\$ 2.19	-	\$ 500	\$ 50	\$ -	\$ -	\$ -	\$ -	\$ -	\$ -	\$ 550
11202460	06/30/23	WEBSTER	ROGERSVILLE	100 W CLINTON ST	CRASH OFFICE	861	\$ 6.37	-	\$ 5,908	\$ 3,887	\$ -	\$ -	\$ -	\$ -	\$ -	\$ -	\$ 9,795
11211611	06/30/22	WEBSTER	MARSHFIELD	210 W MAPLE	OFFICE	1,520	\$ 3.16	-	\$ 4,803	\$ 480	\$ -	\$ -	\$ -	\$ -	\$ -	\$ -	\$ 5,283
11402222	06/30/18	WRIGHT	MOUNTAIN GROVE	MODOT - 8675 OLD ROUTE 60	ZONE OFC	168	\$ 1.79	-	\$ 301	\$ 30	\$ -	\$ -	\$ -	\$ -	\$ -	\$ -	\$ 331
11402360	06/30/18	WRIGHT	MACOMB	SECTION 30 TWSHP NORTH	LAND	-	\$ -	-	\$ 5,520	\$ 552	\$ -	\$ -	\$ -	\$ -	\$ -	\$ -	\$ 6,072
Real Estate Services Allocation										\$ 57,236	\$ -	\$ 7,663	\$ -	\$ 336	\$ 49,237		
FY22 Highway Patrol Lease Requirement						-	101,627	\$ 10.31	2.00	\$ 1,105,268	\$ 302,582	\$ 187,332	\$ 8,233	\$ 1,212,285			
NATIONAL GUARD																	
01501691	06/30/25	CAMDEN	CAMDENTON	98 N. HWY 5	RECRUITING	1,800	\$ 8.00	0.00	\$ 14,400	\$ -	\$ -	\$ -	\$ -	\$ -	\$ -	\$ -	\$ 14,400
02202358	12/31/38	CHRISTIAN	OZARK	5499 N 17TH ST	RECRUITING	1,200	\$ 11.00	0.00	\$ 13,200	\$ -	\$ -	\$ -	\$ -	\$ -	\$ -	\$ -	\$ 13,200
02401655	06/30/25	CLAY	KANSAS CITY	7829 N. OAK TRAFFICWAY	RECRUITING	1,400	\$ 17.95	0.00	\$ 25,130	\$ -	\$ -	\$ -	\$ -	\$ -	\$ -	\$ -	\$ 25,130
02611672	07/31/19	COLE	JEFFERSON CITY	6808 LIBERTY ROAD	OFF/STORAGE	4,000	\$ 6.00	0.00	\$ 26,400	\$ -	\$ -	\$ -	\$ -	\$ -	\$ -	\$ -	\$ 26,400
03900982	09/30/22	GREENE	SPRINGFIELD	5141 W CARGO	INDUSTRIAL	14,382	\$ 11.97	0.00	\$ 189,368	\$ -	\$ -	\$ -	\$ -	\$ -	\$ -	\$ -	\$ 189,368
04802712	06/30/25	JACKSON	INDEPENDENCE	3801 S NOLAND RD	RECRUITING	1,200	\$ 22.68	0.00	\$ 29,938	\$ -	\$ -	\$ -	\$ -	\$ -	\$ -	\$ -	\$ 29,938
83704801	06/30/18	JACKSON	RAYTOWN	RR 17	LAND	-	\$ -	0.00	\$ 132	\$ -	\$ -	\$ -	\$ -	\$ -	\$ -	\$ -	\$ 132
05101692	06/30/25	JOHNSON	WARRENSBURG	708 S. MCGUIRE	RECRUITING	2,520	\$ 11.25	0.00	\$ 28,350	\$ -	\$ -	\$ -	\$ -	\$ -	\$ -	\$ -	\$ 28,350
08511632	06/30/22	PULASKI	WAYNESVILLE	320 ICHORD	RECRUITING	1,400	\$ 16.71	0.00	\$ 25,733	\$ -	\$ -	\$ -	\$ -	\$ -	\$ -	\$ -	\$ 25,733
09601674	06/30/21	ST. LOUIS	FLORISSANT	2424 N. LINDBERGH	RECRUITING	1,450	\$ 14.18	0.00	\$ 22,617	\$ -	\$ -	\$ -	\$ -	\$ -	\$ -	\$ -	\$ 22,617
09602563	10/31/30	ST. LOUIS	BRIDGETON	11955 NATURAL BRIDGE RD	RECRUITING	36,998	\$ 0.60	0.00	\$ 24,419	\$ -	\$ 24,419	\$ -	\$ -	\$ -	\$ -	\$ -	\$ -
11502716	06/30/21	ST. LOUIS CITY	ST. LOUIS	4525 S KINGHIGHWAY	RECRUITING	863	\$ 17.73	0.00	\$ 16,831	\$ -	\$ -	\$ -	\$ -	\$ -	\$ -	\$ -	\$ 16,831
09600770	06/30/18	ST. LOUIS	ST. LOUIS	5819 S LINDBERGH BLVD	RECRUITING	1,520	\$ 13.42	0.00	\$ 22,438	\$ -	\$ -	\$ -	\$ -	\$ -	\$ -	\$ -	\$ 22,438
				STATEWIDE ARMORIES	RECRUITING	-	\$ -	0.00	\$ 1,215,669	\$ -	\$ -	\$ -	\$ -	\$ -	\$ -	\$ -	\$ 1,215,669
FY22 National Guard Lease Requirement						70,733	\$ 23.89	-	1,689,625	\$ -	24,419	\$ 1,665,206	\$ -	\$ -	\$ -	\$ -	\$ -

LEASED FACILITIES													GENERAL	FED	OTHER
LEASE ID	END DATE	COUNTY	CITY	ADDRESS	SPACE USE	SQ FT	CPSF	FTE	ANNUAL RENT	ANNUAL SERVICES	REVENUE				
REVENUE															
01201167	06/30/20	BUTLER	POPLAR BLUFF	2153/2155 NORTH WESTWOOD	OFFICE	89	\$ 9.25	1.00	\$ 824	\$ 335	\$ 1,159	\$ -	\$ -	\$ -	
01600735	06/30/24	CAPE GIRARDEAU	CAPE GIRARDEAU	3014 & 3102 BLATTNER RD	OFFICE	1,919	\$ 9.75	6.00	\$ 19,189	\$ 6,045	\$ 25,234	\$ -	\$ -	\$ -	
03900710	06/30/18	GREENE	SPRINGFIELD	305 & 405 W. OLIVE	PARKING	-	\$ -	-	\$ 6,337	\$ -	\$ 6,337	\$ -	\$ -	\$ -	
04811698	06/30/20	JACKSON	KANSAS CITY	1119 CHERRY STREET	PARKING	-	\$ -	-	\$ 29,702	\$ -	\$ 29,702	\$ -	\$ -	\$ -	
04901047	06/30/18	JASPER	JOPLIN	1110 7TH ST	OFFICE	3,876	\$ 10.25	5.00	\$ 39,729	\$ 18,265	\$ 57,994	\$ -	\$ -	\$ -	
09602069	06/30/18	ST. LOUIS	CLAYTON	8000 MARYLAND AVE	PARKING	-	\$ -	-	\$ 1,102	\$ 110	\$ 1,212	\$ -	\$ -	\$ -	
09611655	06/30/24	ST. LOUIS	OVERLAND	9441 DIELMAN ROCK ISLAND IND DR	OFFICE	8,661	\$ 14.55	35.00	\$ 126,018	\$ 25,918	\$ 151,936	\$ -	\$ -	\$ -	
11501821	06/30/19	ST. LOUIS	ST. LOUIS	604 PINE ST	PARKING	-	\$ -	-	\$ 4,715	\$ 472	\$ 5,187	\$ -	\$ -	\$ -	
00000223	06/30/23	OTHER STATES	JERICHO N.Y.	366 BROADWAY, SUITE 309	OFFICE	1,895	\$ 29.00	9.00	\$ 54,955	\$ 12,490	\$ 67,445	\$ -	\$ -	\$ -	
99901530	06/30/23	OTHER STATES	CARROLLTON, TX	2765 TRINITY MILLS RD. SUITE 407	OFFICE	2,070	\$ 14.85	9.00	\$ 30,740	\$ 7,424	\$ 38,164	\$ -	\$ -	\$ -	
99902249	06/30/22	OTHER STATES	DES PLAINES, IL	2720 SOUTH RIVER RD, SUITE 254	OFFICE	2,351	\$ 15.03	9.00	\$ 35,336	\$ 2,469	\$ 37,805	\$ -	\$ -	\$ -	
Real Estate Services Allocation									\$ 19,716	\$ -	\$ 19,716	\$ -	\$ -	\$ -	
FY22 Revenue Lease Requirement						-	20,861	\$ 16.71	74.00	\$ 368,363	\$ 73,528	\$ 441,891	\$ -	\$ -	\$ -
LOTTERY COMMISSION															
03900825	06/30/19	GREENE	SPRINGFIELD	1506 EAST RAYNELL	OFFICE	6,595	\$ 9.55	11.50	\$ 62,982	\$ 25,341	\$ -	\$ -	\$ -	\$ 88,323	
86404802	06/30/20	JACKSON	INDEPENDENCE	3630 ARROWHEAD AVENUE	OFFICE	9,635	\$ 14.01	18.00	\$ 135,008	\$ 36,162	\$ -	\$ -	\$ -	\$ 171,170	
09600818	06/30/19	ST. LOUIS	ST. LOUIS	1831 CRAIG PARK COURT	OFFICE	10,085	\$ 12.50	33.00	\$ 126,063	\$ 37,915	\$ -	\$ -	\$ -	\$ 163,978	
Real Estate Services Allocation									\$ 16,328	\$ -	\$ 16,328	\$ -	\$ -	\$ -	
FY22 Lottery Commission Lease Requirement						-	26,315	\$ 12.31	62.50	\$ 340,381	\$ 99,418	\$ -	\$ -	\$ 439,799	
SECRETARY OF STATE															
02602239	06/30/24	COLE	JEFFERSON CITY	4720 SCRUGGS STATION	STORAGE	95,638	\$ 4.05	6.00	\$ 387,334	\$ 80,693	\$ 468,027	\$ -	\$ -	\$ -	
03900710	06/30/18	GREENE	SPRINGFIELD	305 W OLIVE, 405 W OLIVE	PARKING	-	\$ -	-	\$ 1,053	\$ -	\$ 1,053	\$ -	\$ -	\$ -	
03902084	06/30/18	GREENE	SPRINGFIELD	1904 N. LECOMPT	STORAGE	800	\$ 15.98	-	\$ 12,784	\$ 3,000	\$ 15,784	\$ -	\$ -	\$ -	
11501528	06/30/18	ST. LOUIS CITY	ST. LOUIS	421 SOUTH 11TH ST	PARKING	-	\$ -	-	\$ 2,015	\$ -	\$ -	\$ -	\$ -	\$ 2,015	
11501801	12/31/32	ST. LOUIS CITY	ST. LOUIS	OLD POST OFFICE - 815 OLIVE ST	OFFICE	2,969	\$ 20.39	7.00	\$ 60,523	\$ 23,990	\$ 84,513	\$ -	\$ -	\$ -	
11501808	06/30/18	ST. LOUIS CITY	ST. LOUIS	911 OLIVE STREET	PARKING	-	\$ 1.00	-	\$ 8,244	\$ 824	\$ 9,068	\$ -	\$ -	\$ -	
Real Estate Services Allocation									\$ 25,153	\$ -	\$ 25,068	\$ -	\$ -	\$ 85	
FY22 Secretary of State Lease Requirement						-	99,407	\$ 4.75	13.00	\$ 497,106	\$ 108,507	\$ 603,513	\$ -	\$ 2,100	
SOCIAL SERVICES															
00101265	06/30/24	ADAIR	KIRKSVILLE	1612 NORTH OSTEOPATHY	OFFICE	8,676	\$ 9.40	38.00	\$ 81,554	\$ 19,749	\$ 64,834	\$ 36,469	\$ -	\$ -	
00202363	06/30/18	ANDREW	SAVANNAH	106 N 5TH ST	OFFICE	1,200	\$ 8.50	1.00	\$ 10,200	\$ 3,860	\$ 8,998	\$ 5,062	\$ -	\$ -	
00300125	06/30/21	ATCHISON	ROCK PORT	101 GRANT	OFFICE	2,617	\$ 6.10	1.00	\$ 15,964	\$ 6,894	\$ 14,629	\$ 8,229	\$ -	\$ -	
00402424	06/30/22	AUDRAIN	MEXICO	4690 SOUTH CLARK ST	OFFICE	4,872	\$ 10.00	20.00	\$ 48,720	\$ 16,811	\$ 41,940	\$ 23,591	\$ -	\$ -	
00500450	06/30/20	BARRY	CASSVILLE	208 EAST 8TH STREET	OFFICE	8,239	\$ 7.82	28.00	\$ 64,429	\$ 31,172	\$ 61,185	\$ 34,416	\$ -	\$ -	
00601104	06/30/23	BARTON	LAMAR	501 & 503 13TH ST	OFFICE	4,459	\$ 10.28	12.00	\$ 45,839	\$ 14,697	\$ 38,743	\$ 21,793	\$ -	\$ -	
00701305	06/30/18	BATES	BUTLER	2-4 WEST OHIO ST	OFFICE	5,534	\$ 9.94	14.00	\$ 55,008	\$ 25,642	\$ 51,616	\$ 29,034	\$ -	\$ -	
88600802	06/30/23	BENTON	WARSAW	1661 HILLTOP DR	OFFICE	4,900	\$ 6.86	3.00	\$ 33,614	\$ 17,816	\$ 32,915	\$ 18,515	\$ -	\$ -	
00900384	06/30/20	BOLLINGER	MARBLE HILL	602 HIGHWAY 34 WEST	OFFICE	3,226	\$ 8.12	10.00	\$ 26,195	\$ 13,770	\$ 25,578	\$ 14,387	\$ -	\$ -	
01011537	06/30/13	BOONE	COLUMBIA	212 PORTLAND	OFFICE-DSS CHILDREN	15,439	\$ 14.79	38.00	\$ 228,348	\$ 56,135	\$ 182,069	\$ 102,414	\$ -	\$ -	
01011552	06/30/21	BOONE	COLUMBIA	601 BUSINESS LOOP 70 WEST	OFFICE	11,460	\$ 13.75	50.00	\$ 157,575	\$ 43,408	\$ 128,629	\$ 72,354	\$ -	\$ -	
97201003	06/30/20	BOONE	COLUMBIA	1240 & 1250 EAST BROWN SCHOOL RD	OFFICE/RESIDENTIAL	15,300	\$ 13.50	42.00	\$ 206,550	\$ 55,083	\$ 167,445	\$ 94,188	\$ -	\$ -	
01100335	06/30/18	BUCHANAN	ST. JOSEPH	6TH & JULES	PARKING	-	\$ -	-	\$ 37,236	\$ 2,234	\$ 25,261	\$ 14,209	\$ -	\$ -	
01200374	06/30/20	BUTLER	POPLAR BLUFF	1903 NORTHWOOD DR	OFFICE	17,686	\$ 10.34	88.00	\$ 182,874	\$ 49,249	\$ 148,559	\$ 83,564	\$ -	\$ -	
01300842	06/30/18	CALDWELL	HAMILTON	400 W BERRY	OFFICE	2,922	\$ 8.75	3.00	\$ 25,568	\$ 11,992	\$ 24,038	\$ 13,522	\$ -	\$ -	
01401278	06/30/23	CALLAWAY	FULTON	WILLIAM WOODS-200 W 12TH	RESIDENTIAL	4,200	\$ 10.81	12.00	\$ 45,402	\$ 2,270	\$ 30,510	\$ 17,162	\$ -	\$ -	
88601402	06/30/22	CALLAWAY	FULTON	108 NORTH HOSPITAL DRIVE	OFFICE	6,917	\$ 9.29	21.00	\$ 64,259	\$ 25,661	\$ 57,549	\$ 32,371	\$ -	\$ -	
01500882	06/30/20	CAMDEN	CAMDENTON	146 RODEO	OFFICE	7,164	\$ 10.78	36.00	\$ 77,246	\$ 22,014	\$ 63,526	\$ 35,734	\$ -	\$ -	
01600735	06/30/24	CAPE GIRARDEAU	CAPE GIRARDEAU	3014 & 3102 BLATTNER RD	OFFICE	1,028	\$ 9.75	2.00	\$ 10,023	\$ 3,177	\$ 8,448	\$ 4,752	\$ -	\$ -	
01601059	06/30/19	CAPE GIRARDEAU	CAPE GIRARDEAU	3445 ARMSTRONG DRIVE	DAY TREATMENT	8,858	\$ 14.44	13.00	\$ 127,910	\$ 40,618	\$ 107,858	\$ 60,670	\$ -	\$ -	
01602571	06/30/19	CAPE GIRARDEAU	CAPE GIRARDEAU	471 SIEMERS DR	OFFICE	23,901	\$ 9.90	142.00	\$ 236,620	\$ 114,749	\$ 224,876	\$ 126,493	\$ -	\$ -	
97201605	12/31/18	CAPE GIRARDEAU	CAPE GIRARDEAU	ONE UNIVERSITY PLAZA-609 N MIDDLE	RESIDENTIAL	18,280	\$ 11.25	29.00	\$ 205,650	\$ 71,893	\$ 177,628	\$ 99,915	\$ -	\$ -	
01701301	06/30/18	CARROLL	CARROLLTON	1303 N. HWY 65	OFFICE	3,076	\$ 9.35	4.00	\$ 28,761	\$ 19,222	\$ 30,709	\$ 17,274	\$ -	\$ -	
01801075	06/30/18	CARTER	VAN BUREN	AIRPORT RD & HWY 60 HCR 2 BOX 2270	OFFICE	3,266	\$ 8.74	6.00	\$ 28,553	\$ 8,457	\$ 23,686	\$ 13,324	\$ -	\$ -	
01900892	06/30/18	CASS	HARRISONVILLE	2500 E MECHANIC	OFFICE	9,600	\$ 10.08	25.00	\$ 96,768	\$ 31,452	\$ 82,061	\$ 46,159	\$ -	\$ -	
01902638	06/30/20	CASS	RAYMORE	223 MUNICIPAL CIRCLE	OFFICE	6,352	\$ 15.50	26.00	\$ 98,456	\$ 30,112	\$ 82,284	\$ 46,284	\$ -	\$ -	
02000534	06/30/18	CEDAR	STOCKTON	112 RB ROAD	OFFICE	4,413	\$ 9.45	10.00	\$ 41,703	\$ 19,935	\$ 39,448	\$ 22,190	\$ -	\$ -	
02100132	06/30/22	CHARITON	KEYTESVILLE	121 EAST JACKSON	OFFICE	1,999	\$ 9.98	2.00	\$ 19,950	\$ 9,451	\$ 18,817	\$ 10,584	\$ -	\$ -	
02200133	06/30/18	CHRISTIAN	OZARK	4715 N TOWNE CENTER DR	OFFICE	8,101	\$ 8.92	54.00	\$ 72,261	\$ 34,039	\$ 68,032	\$ 38,268	\$ -	\$ -	
02300252	06/30/22	CLARK	KAHOKA	320 WEST MAIN STREET	OFFICE	3,220	\$ 9.75	6.00	\$ 31,395	\$ 10,580	\$ 26,864	\$ 15,111	\$ -	\$ -	
02400698	06/30/24	CLAY	GLADSTONE	731 NE 76TH STREET	DAY TREATMENT	6,819	\$ 15.50	13.00	\$ 105,695	\$ 24,248	\$ 83,164	\$ 46,779	\$ -	\$ -	
02400884	06/30/21	CLAY	LIBERTY	7000 LIBERTY DR	OFFICE	17,840	\$ 9.20	82.00	\$ 164,145	\$ 75,093	\$ 153,112	\$ 86,126	\$ -	\$ -	

LEASED FACILITIES													GENERAL	FED	OTHER
LEASE ID	END DATE	COUNTY	CITY	ADDRESS	SPACE USE	SQ FT	CPSF	FTE	ANNUAL RENT	ANNUAL SERVICES	GENERAL REVENUE	FED	OTHER		
<i>SOCIAL SERVICES - continued</i>															
02500390	12/31/18	CLINTON	PLATTSBURG	108 BUSH	OFFICE	1,780	\$ 9.60	2.00	\$ 17,088	\$ 10,118	\$ 17,412	\$ 9,794	\$ -		
02600482	06/30/20	COLE	JEFFERSON CITY	3418 KNIPP DRIVE	OFFICE	39,539	\$ 9.11	186.00	\$ 360,201	\$ 104,347	\$ 297,311	\$ 167,237	\$ -		
02600660	08/31/18	COLE	JEFFERSON CITY	1730-1738 E. ELM	OFFICE	14,719	\$ 9.37	31.00	\$ 137,917	\$ 33,353	\$ 109,613	\$ 61,657	\$ -		
02600662	06/30/18	COLE	JEFFERSON CITY	CITY OF JEFFERSON LOT 26	PARKING	-	\$ -	-	\$ 4,141	\$ 248	\$ 2,809	\$ 1,580	\$ -		
02611723	06/30/27	COLE	JEFFERSON CITY	3600 COUNTRY CLUB DRIVE	OFFICE	7,000	\$ 15.00	27.00	\$ 105,000	\$ 25,024	\$ 83,215	\$ 46,809	\$ -		
02602582	09/30/33	COLE	JEFFERSON CITY	POST OFFICE - 131 W HIGH	OFFICE	8,656	\$ 6.60	25.00	\$ 57,130	\$ 26,216	\$ 53,341	\$ 30,005	\$ -		
02611665	06/30/20	COLE	JEFFERSON CITY	1412 CREEK TRAIL DRIVE	OFFICE/WAREHOUSE	33,500	\$ 3.95	4.00	\$ 132,325	\$ 46,414	\$ 114,393	\$ 64,346	\$ -		
02611665	06/30/20	COLE	JEFFERSON CITY	1412 CREEK TRAIL DRIVE	OFFICE/WAREHOUSE	33,500	\$ 4	4	\$ 132,325	\$ 46,414	\$ 114,393	\$ 64,346	\$ -		
31302655	06/30/21	COLE	JEFFERSON CITY	1621 E ELM STREET	OFFICE	17,964	\$ 7.95	8.00	\$ 142,814	\$ 64,343	\$ 132,580	\$ 74,577	\$ -		
88602601	06/30/20	COLE	JEFFERSON CITY	216-222 REAR MCCARTY	PARKING	-	\$ -	-	\$ 21,999	\$ 1,100	\$ 14,783	\$ 8,316	\$ -		
02602239	06/30/24	COLE	JEFFERSON CITY	4720 SCRUGGS STATION RD	STORAGE	406	\$ 4.05	-	\$ 1,644	\$ 397	\$ 1,306	\$ 735	\$ -		
02602364	06/30/24	COLE	JEFFERSON CITY	4720 SCRUGGS STATION RD	STORAGE	16,037	\$ 2.53	7.00	\$ 40,574	\$ 9,702	\$ 32,177	\$ 18,099	\$ -		
88702602	06/30/18	COLE	JEFFERSON CITY	319 BROADWAY STREET	PARKING	-	\$ -	-	\$ 9,331	\$ 746	\$ 6,449	\$ 3,628	\$ -		
02602717	06/30/20	COLE	JEFFERSON CITY	2023 ST MARY'S BLVD	OFFICE	8,284	\$ 11.50	46.00	\$ 95,266	\$ 22,567	\$ 75,413	\$ 42,420	\$ -		
02711559	06/30/23	COOPER	BOONVILLE	512 JACKSON RD	OFFICE	1,950	\$ 10.50	4.00	\$ 20,475	\$ 10,243	\$ 19,660	\$ 11,058	\$ -		
02800881	06/30/24	CRAWFORD	STEELVILLE	272 CUSHING RD	OFFICE	5,196	\$ 7.35	15.00	\$ 38,192	\$ 14,029	\$ 33,421	\$ 18,800	\$ -		
02902721	06/30/18	DADE	GREENFIELD	2 NORTH MAIN ST	OFFICE	1,000	\$ 4.62	1.00	\$ 4,620	\$ 2,414	\$ 4,502	\$ 2,532	\$ -		
03000392	06/30/23	DALLAS	BUFFALO	719 N ASH ST	OFFICE	3,469	\$ 10.10	11.00	\$ 35,037	\$ 21,367	\$ 36,099	\$ 20,305	\$ -		
03100552	06/30/22	DAVISS	GALLATIN	201 ASH ST	OFFICE	2,989	\$ 5.90	3.00	\$ 17,635	\$ 13,935	\$ 20,205	\$ 11,365	\$ -		
03201609	06/30/20	DEKALB	CAMERON	207 E MCELWAIN DR	OFFICE	5,031	\$ 9.20	18.00	\$ 46,285	\$ 13,663	\$ 38,367	\$ 21,581	\$ -		
03301073	06/30/19	DENT	SALEM	800 W SCENIC RIVERS BLVD	OFFICE	5,415	\$ 9.25	36.00	\$ 50,102	\$ 24,588	\$ 47,802	\$ 26,888	\$ -		
03400880	06/30/20	DOUGLAS	AVA	603 SPRINGFIELD ROAD	OFFICE	5,142	\$ 8.37	12.00	\$ 43,039	\$ 22,040	\$ 41,651	\$ 23,428	\$ -		
03500618	06/30/19	DUNKLIN	KENNETT	1100 HIGHWAY 25 SOUTH BY-PASS	OFFICE	17,199	\$ 8.35	52.00	\$ 143,612	\$ 55,087	\$ 127,167	\$ 71,532	\$ -		
03600261	06/30/19	FRANKLIN	UNION	#1 LIBERTY PLAZA	OFFICE	15,653	\$ 7.33	100.00	\$ 114,737	\$ 52,425	\$ 106,984	\$ 60,178	\$ -		
03601418	06/30/20	FRANKLIN	WASHINGTON	1108 WASHINGTON SQUARE	OFFICE	2,200	\$ 10.00	10.00	\$ 22,000	\$ 8,283	\$ 19,381	\$ 10,902	\$ -		
03700878	06/30/22	GASCONADE	OWENSVILLE	1008 HIGHWAY 28 WEST	OFFICE	2,769	\$ 6.00	10.00	\$ 16,614	\$ 12,435	\$ 18,591	\$ 10,458	\$ -		
03900303	12/31/20	GREENE	SPRINGFIELD	1410 S KANSAS EXPRESSWAY	OFFICE	17,288	\$ 11.09	51.00	\$ 191,724	\$ 79,864	\$ 173,816	\$ 97,772	\$ -		
03900528	06/30/20	GREENE	SPRINGFIELD	918 JEFFERSON	RESIDENTIAL	3,711	\$ 8.67	14.00	\$ 32,175	\$ 14,459	\$ 29,846	\$ 16,788	\$ -		
03900710	06/30/18	GREENE	SPRINGFIELD	305 W OLIVE, 405 W OLIVE	PARKING	-	\$ -	-	\$ 105,409	\$ 10,541	\$ 74,208	\$ 41,742	\$ -		
03900909	06/30/20	GREENE	SPRINGFIELD	1735 WEST CATALPA ST	OFFICE	6,852	\$ 8.32	28.00	\$ 57,021	\$ 27,115	\$ 53,847	\$ 30,289	\$ -		
03901058	06/30/22	GREENE	SPRINGFIELD	1631 W BENNETT	DAY TREATMENT	6,550	\$ 10.28	14.00	\$ 67,334	\$ 25,219	\$ 59,234	\$ 33,319	\$ -		
03901100	06/30/18	GREENE	SPRINGFIELD	3990 WEST SUNSHINE	RESIDENTIAL	4,794	\$ 9.88	15.00	\$ 47,365	\$ 22,313	\$ 44,594	\$ 25,084	\$ -		
03901141	06/30/20	GREENE	SPRINGFIELD	914 JEFFERSON	RESIDENTIAL	1,600	\$ 5.90	-	\$ 9,440	\$ 5,404	\$ 9,500	\$ 5,344	\$ -		
03902688	06/30/18	GREENE	SPRINGFIELD	2900 E. SUNSHINE	OFFICE	3,640	\$ 11.00	1.00	\$ 40,040	\$ 11,742	\$ 33,140	\$ 18,642	\$ -		
97203905	06/30/18	GREENE	SPRINGFIELD	3992 W. SUNSHINE	RESIDENTIAL	3,976	\$ 12.39	16.00	\$ 49,263	\$ 21,600	\$ 45,352	\$ 25,511	\$ -		
04001169	06/30/22	GRUNDY	TRENTON	2926 OKLAHOMA	OFFICE	5,829	\$ 8.60	24.00	\$ 50,129	\$ 25,186	\$ 48,202	\$ 27,113	\$ -		
04100383	06/30/22	HARRISON	BETHANY	2403 VANDIVERT	OFFICE	2,649	\$ 9.05	10.00	\$ 23,973	\$ 12,626	\$ 23,359	\$ 13,140	\$ -		
04200799	06/30/20	HENRY	CLINTON	1661 NORTH 2ND STREET	OFFICE	7,054	\$ 9.00	21.00	\$ 63,486	\$ 25,549	\$ 56,982	\$ 32,053	\$ -		
04300619	06/30/24	HICKORY	HERMITAGE	18648 OAK ST	OFFICE	3,801	\$ 9.15	12.00	\$ 34,779	\$ 14,838	\$ 31,755	\$ 17,862	\$ -		
04402492	06/30/20	HOLT	MOUND CITY	1423 STATE STREET	OFFICE	1,025	\$ 9.80	1.00	\$ 10,045	\$ 2,931	\$ 8,305	\$ 4,671	\$ -		
04501401	06/30/21	HOWARD	FAYETTE	103 FURR STREET	OFFICE	3,527	\$ 9.25	4.00	\$ 32,625	\$ 16,814	\$ 31,641	\$ 17,798	\$ -		
04600620	06/30/21	HOWELL	WEST PLAINS	3415 AND 3417 DIVISION DRIVE	OFFICE	19,210	\$ 9.40	81.00	\$ 180,574	\$ 66,905	\$ 158,387	\$ 89,092	\$ -		
04700834	06/30/24	IRON	IRONTON	202 PARK DRIVE	OFFICE	4,479	\$ 7.80	10.00	\$ 34,936	\$ 13,379	\$ 30,922	\$ 17,393	\$ -		
04802398	06/30/20	JACKSON	KANSAS CITY	4309 E 50TH TERRACE	OFFICE	23,088	\$ 10.72	99.00	\$ 247,609	\$ 132,389	\$ 243,199	\$ 136,799	\$ -		
04811584	06/30/23	JACKSON	INDEPENDENCE	3675 NOLAND RD, SUITE 110	OFFICE	2,625	\$ 12.77	6.00	\$ 33,521	\$ -	\$ 21,453	\$ 12,068	\$ -		
04811653	06/30/23	JACKSON	INDEPENDENCE	14500 E. 42ND ST	OFFICE	7,478	\$ 15.25	34.00	\$ 114,040	\$ -	\$ 72,986	\$ 41,054	\$ -		
04811684	06/30/20	JACKSON	KANSAS CITY	1030 HOLMES	PARKING	-	\$ -	-	\$ 71,753	\$ 7,175	\$ 50,514	\$ 28,414	\$ -		
04811687	06/30/20	JACKSON	KANSAS CITY	412 E 14TH STREET	PARKING	-	\$ -	-	\$ 14,040	\$ 1,404	\$ 9,884	\$ 5,560	\$ -		
04811698	06/30/20	JACKSON	KANSAS CITY	1119 CHERRY	PARKING	-	\$ -	-	\$ 4,505	\$ 451	\$ 3,172	\$ 1,784	\$ -		
04900162	06/30/18	JASPER	JOPLIN	601 COMMERCIAL	OFFICE	24,715	\$ 9.56	142.00	\$ 236,275	\$ 58,686	\$ 188,775	\$ 106,186	\$ -		
04900919	06/30/22	JASPER	JOPLIN	1823 WEST 20TH STREET	DAY TREATMENT	8,083	\$ 14.25	19.00	\$ 115,183	\$ 36,495	\$ 97,074	\$ 54,604	\$ -		
04901047	06/30/18	JASPER	JOPLIN	1110 7TH STREET	OFFICE	7,976	\$ 10.25	23.00	\$ 81,754	\$ 8,175	\$ 57,555	\$ 32,374	\$ -		
88605002	06/30/18	JEFFERSON	HILLSBORO	10325 BUSINESS 21	OFFICE	34,384	\$ 9.75	172.00	\$ 335,244	\$ 124,377	\$ 294,157	\$ 165,464	\$ -		
05100004	06/30/20	JOHNSON	WARRENSBURG	505 RIDGEVIEW DR	OFFICE	10,453	\$ 9.23	56.00	\$ 96,481	\$ 64,502	\$ 103,029	\$ 57,954	\$ -		
05202418	06/30/19	KNOX	EDINA	HWY 6 EAST	OFFICE	500	\$ 7.75	1.00	\$ 3,875	\$ 388	\$ 2,728	\$ 1,535	\$ -		
05302628	06/30/18	LACLEDE	LEBANON	141 LAWSON AVE	OFFICE	800	\$ 11.25	4.00	\$ 9,000	\$ 5,177	\$ 9,073	\$ 5,104	\$ -		
05300360	06/30/21	LACLEDE	LEBANON	2639 S JEFFERSON	OFFICE	8,340	\$ 9.35	38.00	\$ 77,979	\$ 37,685	\$ 74,025	\$ 41,639	\$ -		
05400024	06/30/22	LAFAYETTE	LEXINGTON	736 STAR ROUTE 13	OFFICE	7,272	\$ 8.60	26.00	\$ 62,552	\$ 30,497	\$ 59,551	\$ 33,498	\$ -		
05500701	06/30/19	LAWRENCE	AURORA	1419 E CHURCH ST	OFFICE	8,442	\$ 11.00	42.00	\$ 92,862	\$ 37,835	\$ 83,646	\$ 47,051	\$ -		
05600201	06/30/18	LEWIS	MONTICELLO	500 S. WASHINGTON	OFFICE	3,020	\$ 7.75	6.00	\$ 23,405	\$ 7,814	\$ 19,980	\$ 11,239	\$ -		
05700659	06/30/24	LINCOLN	TROY	384 NORTH LINCOLN DRIVE	OFFICE	7,418	\$ 10.36	38.00	\$ 76,850	\$ 21,623	\$ 63,023	\$ 35,450	\$ -		

LEASED FACILITIES													GENERAL	FED	OTHER
LEASE ID	END DATE	COUNTY	CITY	ADDRESS	SPACE USE	SQ FT	CPSF	FTE	ANNUAL RENT	ANNUAL SERVICES	REVENUE				
<i>SOCIAL SERVICES - continued</i>															
05800371	06/30/23	LINN	BROOKFIELD	103 FOREST DRIVE	OFFICE	4,185	\$ 8.62	19.00	\$ 36,075	\$ 13,923	\$ 31,999	\$ 17,999	\$ -		
05900810	06/30/20	LIVINGSTON	CHILLICOTHE	601 WEST MOHAWK	OFFICE	4,908	\$ 8.65	19.00	\$ 42,454	\$ 19,846	\$ 39,872	\$ 22,428	\$ -		
06100821	06/30/20	MACON	MACON	1716-1718 N. PROSPECT	OFFICE	4,650	\$ 9.00	14.00	\$ 41,850	\$ 15,980	\$ 37,011	\$ 20,819	\$ -		
06201012	06/30/18	MADISON	FREDRICKTOWN	413 BURRIS	OFFICE	5,297	\$ 8.32	19.00	\$ 44,071	\$ 23,553	\$ 43,279	\$ 24,345	\$ -		
88606302	06/30/18	MARIES	VIENNA	205 HWY 63 S	OFFICE	1,400	\$ 8.66	2.00	\$ 12,124	\$ 3,254	\$ 9,842	\$ 5,536	\$ -		
06400056	06/30/21	MARION	HANNIBAL	3055 HOLMAN DRIVE	OFFICE	9,050	\$ 9.25	49.00	\$ 83,713	\$ 34,194	\$ 75,460	\$ 42,447	\$ -		
06011613	06/30/23	MCDONALD	PINEVILLE	5265 S BUSINESS HWY 71, STE C	OFFICE	1,300	\$ 8.20	2.00	\$ 10,660	\$ 4,687	\$ 9,822	\$ 5,525	\$ -		
06500378	06/30/21	MERCER	PRINCETON	501 W MAIN	OFFICE	1,668	\$ 8.00	2.00	\$ 13,344	\$ 6,355	\$ 12,607	\$ 7,092	\$ -		
06600815	06/30/19	MILLER	ELDON	6 SOUTH INDUSTRIAL PARK	OFFICE	5,680	\$ 9.45	31.00	\$ 53,676	\$ 22,207	\$ 48,565	\$ 27,318	\$ -		
06700060	06/30/18	MISSISSIPPI	EAST PRAIRIE	718 NORTH MARTIN	OFFICE	8,413	\$ 9.97	1.00	\$ 83,879	\$ 25,746	\$ 70,160	\$ 39,465	\$ -		
88606802	12/31/18	MONITEAU	CALIFORNIA	104 NORTH GERHARDT	OFFICE	662	\$ 8.40	1.00	\$ 5,561	\$ 5,846	\$ 7,300	\$ 4,107	\$ -		
06900877	06/30/22	MONROE	PARIS	315 N WASHINGTON	OFFICE	3,482	\$ 8.32	6.00	\$ 28,970	\$ 12,542	\$ 26,568	\$ 14,944	\$ -		
07001473	06/30/22	MONTGOMERY	MONTGOMRY CTY	501 NIEDERGERKE	OFFICE	3,968	\$ 8.62	9.00	\$ 34,204	\$ 14,154	\$ 30,949	\$ 17,409	\$ -		
07100622	12/31/18	MORGAN	VERSAILLES	703 NORTH MONROE	OFFICE	4,224	\$ 9.25	13.00	\$ 39,072	\$ 16,134	\$ 35,332	\$ 19,874	\$ -		
07201765	06/30/24	NEW MADRID	NEW MADRID	350 US HWY 61 SOUTH	OFFICE	6,872	\$ 7.55	16.00	\$ 51,884	\$ 16,563	\$ 43,806	\$ 24,641	\$ -		
07301297	06/30/18	NEWTON	NEOSHO	201 N. WASHINGTON	OFFICE	12,905	\$ 9.24	47.00	\$ 119,242	\$ 61,109	\$ 115,425	\$ 64,926	\$ -		
07400396	06/30/21	NODAWAY	MARYVILLE	301 SUMMIT DRIVE	OFFICE	4,446	\$ 8.75	17.00	\$ 38,903	\$ 19,209	\$ 37,192	\$ 20,920	\$ -		
07500836	06/30/18	OREGON	ALTON	HIGHWAY 19 SOUTH	OFFICE	4,331	\$ 7.00	8.00	\$ 30,317	\$ 22,981	\$ 34,111	\$ 19,187	\$ -		
07602553	06/30/20	OSAGE	LINN	63 PROGRESS LANE	OFFICE	417	\$ 5.54	1.00	\$ 2,310	\$ 1,428	\$ 2,392	\$ 1,346	\$ -		
07700893	06/30/20	OZARK	GAINESVILLE	HWY 160 WEST	OFFICE	4,600	\$ 9.14	17.00	\$ 42,044	\$ 20,604	\$ 40,095	\$ 22,553	\$ -		
88607802	12/31/18	PEMISCOT	CARUTHERSVILLE	911 HWY 84	OFFICE	17,525	\$ 9.37	52.00	\$ 164,209	\$ 64,057	\$ 146,090	\$ 82,176	\$ -		
07900549	06/30/18	PERRY	PERRYVILLE	12 EAST WICHERN RD	OFFICE	1,049	\$ 11.44	1.00	\$ 12,001	\$ 2,344	\$ 9,181	\$ 5,164	\$ -		
08000889	08/31/24	PETTIS	SEDALIA	808 WESTWOOD	OFFICE	10,335	\$ 12.00	48.00	\$ 124,020	\$ 25,974	\$ 95,996	\$ 53,998	\$ -		
08100731	06/30/22	PHELPS	ROLLA	1101-1111 KINGSHIGHWAY	OFFICE	22,301	\$ 8.04	86.00	\$ 179,300	\$ 59,722	\$ 152,974	\$ 86,048	\$ -		
08201307	06/30/22	PIKE	BOWLING GREEN	1610 BUSINESS 54 WEST	OFFICE	5,604	\$ 6.50	9.00	\$ 36,426	\$ 19,902	\$ 36,050	\$ 20,278	\$ -		
08300375	06/30/23	PLATTE	PLATTE CITY	233 MARSHALL ROAD	OFFICE	7,359	\$ 11.00	19.00	\$ 80,949	\$ 26,757	\$ 68,932	\$ 38,774	\$ -		
08400827	06/30/21	POLK	BOLIVAR	2110 SPRINGFIELD AVENUE	OFFICE	6,172	\$ 6.00	49.00	\$ 37,032	\$ 24,693	\$ 39,504	\$ 22,221	\$ -		
08402521	06/30/20	POLK	BOLIVAR	2110 S SPRINGFIELD	OFFICE	1,945	\$ 6.49	-	\$ 12,623	\$ 7,527	\$ 12,896	\$ 7,254	\$ -		
08500385	06/30/24	PULASKI	WAYNESVILLE	712 HISTORIC 66 WEST	OFFICE	9,004	\$ 9.10	25.00	\$ 81,936	\$ 32,738	\$ 73,391	\$ 41,283	\$ -		
08600181	06/30/18	PUTNAM	UNIONVILLE	702 S 27TH ST	OFFICE	2,283	\$ 6.98	3.00	\$ 15,938	\$ 11,240	\$ 17,394	\$ 9,784	\$ -		
08702535	06/30/21	RALLS	MONROE CITY	1110 US HWY 24 SUITE 16	OFFICE	2,100	\$ 3.95	2.00	\$ 8,303	\$ 6,587	\$ 9,530	\$ 5,360	\$ -		
08811646	06/30/24	RANDOLPH	MOBERLY	1317 E HIGHWAY 24, SUITE B	OFFICE	7,291	\$ 8.99	32.00	\$ 65,546	\$ 26,284	\$ 58,771	\$ 33,059	\$ -		
08901088	06/30/21	RAY	RICHMOND	901 E. LEXINGTON	OFFICE	4,718	\$ 9.00	15.00	\$ 42,462	\$ 16,991	\$ 38,050	\$ 21,403	\$ -		
09000391	06/30/18	REYNOLDS	CENTERVILLE	2394 HWY 21	OFFICE	3,544	\$ 7.19	3.00	\$ 25,481	\$ 16,238	\$ 26,700	\$ 15,019	\$ -		
09100890	06/30/23	RIPLEY	DONIPHAN	ROUTE 2 BOX 1143	OFFICE	4,402	\$ 8.41	11.00	\$ 37,021	\$ 1,851	\$ 24,878	\$ 13,994	\$ -		
09700812	06/30/22	SALINE	MARSHALL	1239 SANTE FE TRAIL	OFFICE	6,716	\$ 11.07	24.00	\$ 74,346	\$ 27,582	\$ 65,234	\$ 36,694	\$ -		
09800183	06/30/22	SCHUYLER	LANCASTER	209 E WASHINGTON STREET	OFFICE	600	\$ 11.50	1.00	\$ 6,900	\$ 6,863	\$ 8,808	\$ 4,955	\$ -		
09900203	06/30/23	SCOTLAND	MEMPHIS	HIGHWAY 136 WEST	OFFICE	8,613	\$ 9.00	29.00	\$ 77,517	\$ 36,018	\$ 72,662	\$ 40,873	\$ -		
10000700	06/30/18	SCOTT	SIKESTON	601 DAVIS BLVD	DAY TREATMENT	4,383	\$ 8.55	8.00	\$ 37,475	\$ 15,869	\$ 34,140	\$ 19,204	\$ -		
10001298	06/30/24	SCOTT	SIKESTON	106 ARTHUR	OFFICE	21,215	\$ 9.47	118.00	\$ 200,906	\$ 67,084	\$ 171,514	\$ 96,476	\$ -		
10100623	06/30/21	SHANNON	EMINENCE	17392 STATE HIGHWAY 19	OFFICE	4,177	\$ 8.71	12.00	\$ 36,382	\$ 15,794	\$ 33,393	\$ 18,783	\$ -		
10200386	06/30/22	SHELBY	SHELBYVILLE	306 E MAIN ST	OFFICE	2,831	\$ 9.45	7.00	\$ 26,753	\$ 12,147	\$ 24,896	\$ 14,004	\$ -		
09200291	06/30/19	ST. CHARLES	ST CHARLES	3747 HARRY S. TRUMAN BLVD	DAY TREATMENT	4,835	\$ 8.89	6.00	\$ 42,993	\$ 23,306	\$ 42,431	\$ 23,868	\$ -		
09202585	06/30/18	ST. CHARLES	ST CHARLES	4116 MCCLAY ROAD	OFFICE	250	\$ 7.20	-	\$ 1,800	\$ 394	\$ 1,404	\$ 790	\$ -		
99909201	06/30/19	ST. CHARLES	ST CHARLES	3737 TRUMAN BLVD	OFFICE	35,176	\$ 8.89	136.00	\$ 312,715	\$ 101,448	\$ 265,064	\$ 149,099	\$ -		
09311685	06/30/24	ST. CLAIR	OSCEOLA	230 BUSINESS HIGHWAY 13 SUITE 4	OFFICE	1,166	\$ 8.91	2.00	\$ 10,389	\$ 3,171	\$ 8,678	\$ 4,882	\$ -		
09401014	06/30/24	ST. FRANCOIS	PARK HILLS	140 STAPLES DR	OFFICE	16,550	\$ 10.25	86.00	\$ 169,638	\$ 44,662	\$ 137,152	\$ 77,148	\$ -		
09602636	06/30/19	ST. LOUIS	ST. LOUIS	6347 PLYMOUTH AVE	OFFICE	360	\$ 5.52	10.00	\$ 1,987	\$ 979	\$ 1,898	\$ 1,068	\$ -		
11502679	06/30/21	ST. LOUIS CITY	ST. LOUIS	5415 PAGE BLVD	OFFICE	1,960	\$ 23.25	-	\$ 45,570	\$ 5,330	\$ 32,576	\$ 18,324	\$ -		
11501821	06/30/19	ST. LOUIS CITY	ST. LOUIS	604 PINE ST	PARKING	-	-	-	\$ 163,358	\$ 16,336	\$ 115,004	\$ 64,690	\$ -		
11502475	06/30/22	ST. LOUIS CITY	ST. LOUIS	3101 CHOTEAU AVE	PARKING	-	-	-	\$ 14,833	\$ 1,483	\$ 10,442	\$ 5,874	\$ -		
09500835	06/30/21	STE. GENEVIEVE	STE GENEVIEVE	583B STE GENEVIEVE DR	OFFICE	2,729	\$ 7.48	6.00	\$ 20,413	\$ 11,075	\$ 20,152	\$ 11,336	\$ -		
10300831	06/30/20	STODDARD	BLOOMFIELD	401 SHAWNEE STREET	OFFICE	7,703	\$ 7.98	27.00	\$ 61,470	\$ 27,986	\$ 57,252	\$ 32,204	\$ -		
88610402	06/30/20	STONE	GALENA	30832 STATE HWY 413	OFFICE	4,161	\$ 10.74	13.00	\$ 44,709	\$ 20,696	\$ 41,859	\$ 23,546	\$ -		
10500093	06/30/22	SULLIVAN	MILAN	309 EAST 3RD STREET	OFFICE	2,439	\$ 8.25	2.00	\$ 20,122	\$ 9,800	\$ 19,150	\$ 10,772	\$ -		
10611700	06/30/24	TANEY	BRANSON	2900 GREEN MOUNTAIN DRIVE	OFFICE	3,034	\$ 11.00	15.00	\$ 33,367	\$ 10,938	\$ 28,355	\$ 15,950	\$ -		
10611704	06/30/24	TANEY	BRANSON	2900 GREEN MOUNTAIN DRIVE	OFFICE	3,613	\$ 10.08	31.00	\$ 36,419	\$ 13,025	\$ 31,644	\$ 17,800	\$ -		
10701017	06/30/22	TEXAS	HOUSTON	16798 OAK HILLS DRIVE	OFFICE	11,006	\$ 8.99	52.00	\$ 98,944	\$ 46,314	\$ 92,965	\$ 52,293	\$ -		
10801184	06/30/19	VERNON	NEVADA	621 E HIGHLAND	OFFICE	7,767	\$ 9.67	26.00	\$ 75,115	\$ 26,120	\$ 64,790	\$ 36,445	\$ -		
10901306	06/30/23	WARREN	WARRENTON	513 W BOONESLICK	OFFICE	5,798	\$ 10.00	17.00	\$ 57,980	\$ 18,752	\$ 49,108	\$ 27,624	\$ -		
11001018	06/30/18	WASHINGTON	POTOSI	10235 W STATE HWY E	OFFICE	9,205	\$ 7.26	30.00	\$ 66,828	\$ 31,898	\$ 63,185	\$ 35,541	\$ -		

LEASED FACILITIES														
LEASE ID	END DATE	COUNTY	CITY	ADDRESS	SPACE USE	SQ FT	CPSF	FTE	ANNUAL RENT	ANNUAL SERVICES	GENERAL REVENUE	FED	OTHER	
<i>SOCIAL SERVICES - continued</i>														
11101087	06/30/18	WAYNE	PIEDMONT	HWY 49 ROUTE 2 BOX 26351	OFFICE	6,069	\$ 8.28	16.00	\$ 50,251	\$ 24,589	\$ 47,898	\$ 26,942	\$ -	
11200875	06/30/20	WEBSTER	MARSHFIELD	222 EAST COMMERCIAL	OFFICE	6,474	\$ 8.55	29.00	\$ 55,353	\$ 26,987	\$ 52,698	\$ 29,642	\$ -	
11301105	06/30/18	WORTH	GRANT CITY	110 E 1ST STREET	OFFICE	600	\$ 15.50	1.00	\$ 9,300	\$ 930	\$ 6,547	\$ 3,683	\$ -	
11401303	06/30/21	WRIGHT	MOUNTAIN GROVE	1801 N. TALCOTT	OFFICE	8,044	\$ 10.32	21.00	\$ 83,014	\$ 30,504	\$ 72,652	\$ 40,866	\$ -	
Real Estate Services Allocation									\$ 626,397	\$ -	\$ 400,894	\$ 225,503	\$ -	
FY22 Social Services Lease Requirement						-	1,093,605	\$ 9.83	3,820.00	\$ 11,380,339	\$ 3,858,925	\$ 9,753,126	\$ 5,486,138	\$ -
TOTAL FY22 DEPARTMENT REQUEST LEASING REQUIREMENT						3,090,915		8,900	34,889,493	10,235,551	25,837,522	12,781,240	6,506,282	
FY21 APPROPRIATION - LEASING									\$ 45,305,289		\$ 25,837,522	\$ 13,000,375	\$ 6,467,392	
One-Time Expenditure Reductions									\$ -		\$ -	\$ -	\$ -	
Transfers In									\$ -		\$ -	\$ -	\$ -	
Transfers Out									\$ -		\$ -	\$ -	\$ -	
Core Reallocations									\$ (180,245)		\$ -	\$ (219,135)	\$ 38,890	
Core Reductions									\$ -		\$ -	\$ -	\$ -	
TOTAL FY22 DEPARTMENT REQUEST LEASING REQUIREMENT									\$ 45,125,044	\$ -	\$ 25,837,522	\$ 12,781,240	\$ 6,506,282	

STATE-OWNED FACILITIES

LEASE ID	STATE FACILITY	COUNTY	CITY	DIVISION	SPACE USE	SQ FT	CPSF	FTE	ANNUAL RENT	SERVICES	REVENUE	FED	OTHER
AGRICULTURE													
02601742	HEALTH LAB	COLE	JEFFERSON CITY	ANIMAL HEALTH	LAB	5,211	\$ 11.16	8.00	\$ 58,155	\$ -	\$ 25,297	\$ -	\$ 32,858
02601743	PETRO LAB	COLE	JEFFERSON CITY	WEIGHTS AND MEASURES	LAB	5,069	\$ 14.88	8.00	\$ 75,427	\$ -	\$ -	\$ -	\$ 75,427
02601744	FEED/SEED LAB	COLE	JEFFERSON CITY	DIV OF PLANT INDUSTRIES	LAB	12,647	\$ 12.56	22.96	\$ 158,846	\$ -	\$ 1,842	\$ 7,921	\$ 149,083
02601746	G. WASH CARVER/MBSOB	COLE	JEFFERSON CITY	DIV OF GRAIN INSPEC & WHSE	OFFICE	2,297	\$ 6.14	9.00	\$ 14,104	\$ -	\$ 9,829	\$ -	\$ 4,275
02601746	G. WASH CARVER/MBSOB	COLE	JEFFERSON CITY	OFFICE OF DIRECTOR	OFFICE	7,985	\$ 6.14	25.00	\$ 49,028	\$ -	\$ -	\$ 2,633	\$ 46,395
02601746	G. WASH CARVER/MBSOB	COLE	JEFFERSON CITY	WEIGHTS AND MEASURES	OFFICE	7,247	\$ 6.14	10.00	\$ 44,497	\$ -	\$ 20,940	\$ -	\$ 23,557
02601746	G. WASH CARVER/MBSOB	COLE	JEFFERSON CITY	AG BUSINESS DEVELOPMENT	OFFICE	7,279	\$ 6.14	25.00	\$ 44,693	\$ -	\$ -	\$ -	\$ 44,693
02601746	G. WASH CARVER/MBSOB	COLE	JEFFERSON CITY	DIV OF PLANT INDUSTRIES	OFFICE	5,591	\$ 6.14	16.00	\$ 34,329	\$ -	\$ -	\$ 4,871	\$ 29,458
02601746	G. WASH CARVER/MBSOB	COLE	JEFFERSON CITY	MARKET INFORMATION & OUTREACH	OFFICE	765	\$ 6.14	-	\$ 4,697	\$ -	\$ 4,697	\$ -	\$ -
02601746	G. WASH CARVER/MBSOB	COLE	JEFFERSON CITY	STATE MILK BOARD	OFFICE	1,081	\$ 6.14	6.00	\$ 6,637	\$ -	\$ 2,892	\$ -	\$ 3,745
02601746	G. WASH CARVER/MBSOB	COLE	JEFFERSON CITY	ANIMAL HEALTH	OFFICE	5,294	\$ 6.14	16.00	\$ 32,505	\$ -	\$ 22,347	\$ 8,126	\$ 2,032
02602545	605 HOWARD ST WAREHOUSE	COLE	JEFFERSON CITY	OFFICE OF THE DIRECTOR	STORAGE	3,967	\$ 3.52	-	\$ 13,964	\$ -	\$ -	\$ 610	\$ 13,354
Real Estate Services Allocation									\$ 22,744	\$ -	\$ 3,706	\$ 1,020	\$ 18,018
FY22 Agriculture State Owned Requirement						64,433	\$ 8.33	145.96	\$ 559,626	\$ -	\$ 91,550	\$ 25,181	\$ 442,895
ATTORNEY GENERAL													
02601762	SUPREME COURT	COLE	JEFFERSON CITY	ATTORNEY GENERAL	OFFICE	15,412	\$ 4.51	28.00	\$ 69,508	\$ -	\$ 69,508	\$ -	\$ -
02601774	BROADWAY BLDG.	COLE	JEFFERSON CITY	ATTORNEY GENERAL	OFFICE	78,880	\$ 6.35	175.00	\$ 500,888	\$ -	\$ 365,647	\$ 95,169	\$ 40,072
03901768	LANDERS-149 PARK CENTRAL SQ	GREENE	SPRINGFIELD	ATTORNEY GENERAL	OFFICE	7,050	\$ 6.87	18.00	\$ 48,434	\$ -	\$ 18,889	\$ 12,109	\$ 17,436
04801763	FLETCHER DANIELS	JACKSON	KANSAS CITY	ATTORNEY GENERAL	OFFICE	13,801	\$ 7.09	43.00	\$ 97,849	\$ -	\$ 31,660	\$ 40,749	\$ 25,440
Real Estate Services Allocation									\$ 28,475	\$ -	\$ 19,299	\$ 5,800	\$ 3,376
FY22 Attorney General State Owned Requirement						115,143	\$ 6.22	264.00	\$ 745,154	\$ -	\$ 505,003	\$ 153,827	\$ 86,324
AUDITOR													
02601753	CAPITOL BLDG.	COLE	JEFFERSON CITY	STATE AUDITOR	OFFICE	1,984	\$ 6.05	5.00	\$ 12,003	\$ -	\$ 12,003	\$ -	\$ -
02601755	TRUMAN BLDG.	COLE	JEFFERSON CITY	STATE AUDITOR	OFFICE	18,995	\$ 6.49	123.00	\$ 123,278	\$ -	\$ 123,278	\$ -	\$ -
03901768	LANDERS-149 PARK CENTRAL SQ	GREENE	SPRINGFIELD	STATE AUDITOR	OFFICE	2,484	\$ 6.87	13.00	\$ 17,065	\$ -	\$ 17,065	\$ -	\$ -
11501748	WAINWRIGHT	ST LOUIS	ST. LOUIS	STATE AUDITOR	OFFICE	1,557	\$ 8.15	15.00	\$ 12,690	\$ -	\$ 12,690	\$ -	\$ -
04801763	FLETCHER DANIELS	JACKSON	KANSAS CITY	STATE AUDITOR	OFFICE	1,616	\$ 7.09	13.00	\$ 11,457	\$ -	\$ 11,457	\$ -	\$ -
Real Estate Services Allocation									\$ 8,099	\$ -	\$ 8,099	\$ -	\$ -
FY22 Auditor State Owned Requirement						26,636	\$ 6.63	169.00	\$ 184,592	\$ -	\$ 184,592	\$ -	\$ -
CORRECTIONS													
01101759	ST JOSEPH	BUCHANAN	ST JOSEPH	PROBATION & PAROLE	OFFICE	7,388	\$ 10.21	13.00	\$ 75,431	\$ -	\$ 75,431	\$ -	\$ -
04801763	FLETCHER DANIELS	JACKSON	KANSAS CITY	PROBATION & PAROLE	OFFICE	12,452	\$ 7.09	4.00	\$ 88,285	\$ -	\$ 88,285	\$ -	\$ -
09600839	NSC-4040 SEVEN HILLS	ST. LOUIS	ST. LOUIS	PROBATION & PAROLE	OFFICE	5,682	\$ 13.61	21.00	\$ 77,332	\$ -	\$ 77,332	\$ -	\$ -
09601163	SSC-7545 S LINDBERGH	ST. LOUIS	ST LOUIS	PROBATION & PAROLE	OFFICE	7,004	\$ 18.76	27.00	\$ 131,395	\$ -	\$ 131,395	\$ -	\$ -
09600991	JENNINGS-8501 LUCAS/HUNT	ST. LOUIS	ST. LOUIS	PROBATION & PAROLE	OFFICE	12,379	\$ 15.05	33.00	\$ 186,304	\$ -	\$ 186,304	\$ -	\$ -
11501747	MILL CREEK	ST. LOUIS	ST. LOUIS	PROBATION & PAROLE	OFFICE	35,827	\$ 9.32	89.00	\$ 271,496	\$ -	\$ 271,496	\$ -	\$ -
11501803	CHOTEAU	ST. LOUIS	ST. LOUIS	PROBATION & PAROLE	OFFICE	13,604	\$ 7.57	36.50	\$ 102,982	\$ -	\$ 102,982	\$ -	\$ -
Real Estate Services Allocation									\$ 39,641	\$ -	\$ 39,641	\$ -	\$ -
FY22 Corrections State Owned Requirement						94,336	\$ 9.89	223.50	\$ 972,866	\$ -	\$ 972,866	\$ -	\$ -
ECONOMIC DEVELOPMENT													
02601755	TRUMAN BLDG.	COLE	JEFFERSON CITY	ADMINISTRATIVE SERVICES	OFFICE	10,443	\$ 6.49	31.00	\$ 67,775	\$ -	\$ 41,343	\$ -	\$ 26,432
02601755	TRUMAN BLDG.	COLE	JEFFERSON CITY	BUSINESS & COMMUNITY SERVICE	OFFICE	25,953	\$ 6.49	9.00	\$ 168,435	\$ -	\$ 168,435	\$ -	\$ -
02601755	TRUMAN BLDG.	COLE	JEFFERSON CITY	TOURISM	OFFICE	8,083	\$ 6.49	20.00	\$ 52,459	\$ -	\$ -	\$ -	\$ 52,459
	INFO CENTER-KC		KANSAS CITY	TOURISM	OFFICE	2,700	\$ 23.50	2.00	\$ 63,450	\$ -	\$ -	\$ -	\$ 63,450
	INFO CENTER-HAN		HANNIBAL	TOURISM	OFFICE	1,561	\$ 11.84	2.00	\$ 18,482	\$ -	\$ -	\$ -	\$ 18,482
Real Estate Services Allocation									\$ 16,854	\$ -	\$ 10,504	\$ -	\$ 6,350
FY22 Economic Development State Owned Requirement						48,740	\$ 7.60	64.00	\$ 387,455	\$ -	\$ 220,282	\$ -	\$ 167,173
ELEMENTARY & SECONDARY EDUCATION													
01101759	ST JOSEPH	BUCHANAN	ST JOSEPH	ADULT LEARNING & REHAB-VR	OFFICE	4,863	\$ 10.21	13.00	\$ 49,651	\$ -	\$ -	\$ 49,651	\$ -
02601754	JEFFERSON BLDG.	COLE	JEFFERSON CITY	DIV FINANCE AND ADMINISTRATION	OFFICE	55,061	\$ 5.73	65.00	\$ 315,500	\$ -	\$ 242,935	\$ 72,565	\$ -
02601754	JEFFERSON BLDG.	COLE	JEFFERSON CITY	LEARNING SERVICES	OFFICE	60,908	\$ 5.73	222.66	\$ 349,003	\$ -	\$ 94,231	\$ 254,772	\$ -
02601754	JEFFERSON BLDG.	COLE	JEFFERSON CITY	COMMUNICATIONS	OFFICE	422	\$ 5.73	8.00	\$ 2,418	\$ -	\$ 2,418	\$ -	\$ -
02601754	JEFFERSON BLDG.	COLE	JEFFERSON CITY	ADULT LEARNING & REHAB-DDS	OFFICE	1,050	\$ 5.73	-	\$ 6,017	\$ -	\$ -	\$ 6,017	\$ -
04801763	FLETCHER DANIELS	JACKSON	KANSAS CITY	ADULT LEARNING & REHAB-VR	OFFICE	3,573	\$ 7.77	10.00	\$ 27,762	\$ -	\$ -	\$ 27,762	\$ -
04802702	TEASDALE-8800 E 63 ST	JACKSON	RAYTOWN	ADULT LEARNING & REHAB-DDS	OFFICE	16,919	\$ 10.36	53.00	\$ 175,281	\$ -	\$ -	\$ 175,281	\$ -
04802702	TEASDALE-8800 E 63 ST	JACKSON	RAYTOWN	ADULT LEARNING & REHAB-VR	OFFICE	6,438	\$ 10.36	21.00	\$ 66,698	\$ -	\$ -	\$ 66,698	\$ -
04802702	TEASDALE-8800 E 63 ST	JACKSON	RAYTOWN	ADULT LEARNING & REHAB-DESE	OFFICE	1,120	\$ 10.36	3.00	\$ 11,603	\$ -	\$ -	\$ 11,603	\$ -
99909602	9900 PAGE	OVERLAND	ST LOUIS	ADULT LEARNING & REHAB-VR	OFFICE	6,355	\$ 12.89	21.60	\$ 81,916	\$ -	\$ -	\$ 81,916	\$ -
09601163	SSC-7545 S LINDBERGH	ST. LOUIS	ST LOUIS	ADULT LEARNING & REHAB-DDS	OFFICE	22,347	\$ 18.76	82.00	\$ 419,230	\$ -	\$ -	\$ 419,230	\$ -
09601163	SSC-7545 S LINDBERGH	ST. LOUIS	ST LOUIS	ADULT LEARNING & REHAB-VR	OFFICE	5,350	\$ 18.76	15.00	\$ 100,366	\$ -	\$ -	\$ 100,366	\$ -
09601163	SSC-7545 S LINDBERGH	ST. LOUIS	ST LOUIS	ADULT LEARNING & REHAB-DESE	OFFICE	898	\$ 18.76	3.00	\$ 16,846	\$ -	\$ -	\$ 16,846	\$ -
09600839	NSC-4040 SEVEN HILLS	ST. LOUIS	ST LOUIS	ADULT LEARNING & REHAB-VR	OFFICE	4,190	\$ 13.61	10.00	\$ 57,026	\$ -	\$ -	\$ 57,026	\$ -
11501747	MILL CREEK	ST LOUIS CITY	ST LOUIS	ADULT LEARNING & REHAB-VR	OFFICE	3,429	\$ 9.32	10.00	\$ 31,958	\$ -	\$ -	\$ 31,958	\$ -
Real Estate Services Allocation									\$ 70,003	\$ -	\$ 13,735	\$ 56,268	\$ -
FY22 Elem. & Secondary Education State Owned Requirement						192,923	\$ 8.87	537.26	\$ 1,781,278	\$ -	\$ 353,319	\$ 1,427,959	\$ -

LEASE ID	STATE FACILITY	COUNTY	CITY	DIVISION	SPACE USE	SQ FT	CPSF	FTE	ANNUAL RENT	SERVICES	REVENUE	FED	OTHER
GOVERNOR													
02601753	CAPITOL BLDG.	COLE	JEFFERSON CITY	GOVERNOR	OFFICE	14,807	\$ 6.05	29.00	\$ 89,582	\$ -	\$ 89,582	\$ -	\$ -
02601756	GOVERNOR'S MANSION	COLE	JEFFERSON CITY	MANSION	OFFICE	17,571	\$ 18.33	-	\$ 322,076	\$ -	\$ 322,076	\$ -	\$ -
03901768	LANDERS-149 PARK CENTRAL SQ	GREENE	SPRINGFIELD	GOVERNOR	OFFICE	1,032	\$ 6.87	-	\$ 7,090	\$ -	\$ 7,090	\$ -	\$ -
04801763	FLETCHER DANIELS	JACKSON	KANSAS CITY	GOVERNOR	OFFICE	3,521	\$ 7.09	-	\$ 24,964	\$ -	\$ 24,964	\$ -	\$ -
11501748	WAINWRIGHT	ST. LOUIS	ST. LOUIS	GOVERNOR	OFFICE	5,483	\$ 8.15	-	\$ 44,686	\$ -	\$ 44,686	\$ -	\$ -
Real Estate Services Allocation									\$ 20,010	\$ -	\$ 20,010	\$ -	\$ -
FY22 Governor State Owned Requirement						42,414	\$ 11.52	29.00	\$ 508,408	\$ -	\$ 508,408	\$ -	\$ -
HEALTH & SENIOR SERVICES													
01101759	ST JOSEPH	BUCHANAN	ST. JOSEPH	ADMINISTRATION	OFFICE	3,636	\$ 10.21	10.00	\$ 37,124	\$ -	\$ 17,222	\$ 19,902	\$ -
02601742	HEALTH LAB	COLE	JEFFERSON CITY	COMMUNITY & PUBLIC HEALTH	LAB	98,622	\$ 11.16	99.00	\$ 1,100,622	\$ -	\$ 510,578	\$ 590,044	\$ -
03901768	LANDERS-149 PARK CENTRAL SQ	GREENE	SPRINGFIELD	DEPT OF HEALTH & SENIOR SVS	OFFICE	18,177	\$ 6.87	102.00	\$ 124,876	\$ -	\$ 57,930	\$ 66,946	\$ -
04801764	GATEWAY-1410 GENESEE	JACKSON	KANSAS CITY	DIRECTOR	OFFICE	17,040	\$ 11.20	71.00	\$ 190,848	\$ -	\$ 88,534	\$ 102,314	\$ -
04802702	TEASDALE-8800 E 63 ST	JACKSON	RAYTOWN	DEPT OF HEALTH & SENIOR SVS	OFFICE	11,892	\$ 10.36	-	\$ 123,201	\$ -	\$ 57,153	\$ 66,048	\$ -
09600991	JENNINGS-8501 LUCAS/HUNT	ST. LOUIS	ST. LOUIS	DEPT OF HEALTH & SENIOR SVS	OFFICE	4,462	\$ 19.05	24.00	\$ 85,001	\$ -	\$ 39,432	\$ 45,569	\$ -
11501747	MILL CREEK - 220 S JEFFERSON	ST. LOUIS	ST. LOUIS	DEPT OF HEALTH & SENIOR SVS	OFFICE	22,554	\$ 9.32	61.00	\$ 210,203	\$ -	\$ 97,513	\$ 112,690	\$ -
Real Estate Services Allocation									\$ 79,954	\$ -	\$ 37,091	\$ 42,863	\$ -
FY22 Health & Senior Services State Owned Requirement						176,383	\$ 10.61	367.00	\$ 1,951,829	\$ -	\$ 905,453	\$ 1,046,376	\$ -
HIGHER EDUCATION													
02601755	TRUMAN BLDG.	COLE	JEFFERSON CITY	WORKFORCE DEVELOP	OFFICE	21,332	\$ 6.49	-	\$ 138,445	\$ -	\$ -	\$ 138,445	\$ -
02601755	TRUMAN BLDG.	COLE	JEFFERSON CITY	DHE ADMIN	OFFICE	23,008	\$ 6.49	88.00	\$ 149,322	\$ -	\$ 149,322	\$ -	\$ -
04801764	GATEWAY-1410 GENESEE	JACKSON	KANSAS CITY	WORKFORCE DEVELOPMENT	OFFICE	173	\$ 11.20	1.00	\$ 1,938	\$ -	\$ -	\$ 1,938	\$ -
04901771	DED/JOPLIN-730 WALL	JASPER	JOPLIN	WORKFORCE DEVELOPMENT	OFFICE	22,417	\$ 7.85	42.00	\$ 175,973	\$ -	\$ 33,435	\$ 142,538	\$ -
06401752	DED/HANNIBAL	MARION	HANNIBAL	WORKFORCE DEVELOPMENT	OFFICE	7,609	\$ 8.51	14.00	\$ 64,753	\$ -	\$ -	\$ 64,753	\$ -
10001736	DED/SIKESTON	SCOTT	SIKESTON	WORKFORCE DEVELOPMENT	OFFICE	6,478	\$ 6.78	6.00	\$ 43,921	\$ -	\$ -	\$ 43,921	\$ -
09600839	NSC-4040 SEVEN HILLS	ST. LOUIS	ST LOUIS	WORKFORCE DEVELOPMENT	OFFICE	6,091	\$ 13.61	17.00	\$ 82,899	\$ -	\$ -	\$ 82,899	\$ -
Real Estate Services Allocation									\$ 657,251	\$ -	\$ 182,757	\$ 474,494	\$ -
FY22 Higher Education State Owned Requirement						87,108	\$ 7.55	168.00	\$ 682,737	\$ -	\$ 6,641	\$ 18,845	\$ -
INSURANCE, FINANCE, & PROFESSIONAL REGISTRATION													
02601745	PROFESSIONAL REG.	COLE	JEFFERSON CITY	PROFESSIONAL REGISTRATION	OFFICE	35,241	\$ 6.11	165.00	\$ 215,323	\$ -	\$ -	\$ -	\$ 215,323
02601755	TRUMAN BLDG.	COLE	JEFFERSON CITY	DEPARTMENT OF INSURANCE	OFFICE	51,464	\$ 6.49	167.00	\$ 334,001	\$ -	\$ -	\$ -	\$ 334,001
02601755	TRUMAN BLDG.	COLE	JEFFERSON CITY	CREDIT UNION	OFFICE	4,040	\$ 6.49	9.00	\$ 26,220	\$ -	\$ -	\$ -	\$ 26,220
02601755	TRUMAN BLDG.	COLE	JEFFERSON CITY	DIVISION OF FINANCE	OFFICE	14,743	\$ 6.49	41.00	\$ 95,682	\$ -	\$ -	\$ -	\$ 95,682
04801763	FLETCHER DANIELS	JACKSON	KANSAS CITY	DIVISION OF FINANCE	OFFICE	4,612	\$ 7.09	22.00	\$ 32,699	\$ -	\$ -	\$ -	\$ 32,699
04801763	FLETCHER DANIELS	JACKSON	KANSAS CITY	DEPARTMENT OF INSURANCE	OFFICE	5,766	\$ 7.09	13.00	\$ 40,881	\$ -	\$ -	\$ -	\$ 40,881
04801763	FLETCHER DANIELS	JACKSON	KANSAS CITY	PUBLIC SERVICE COMMISSION	OFFICE	7,240	\$ 7.09	8.00	\$ 51,332	\$ -	\$ -	\$ -	\$ 51,332
11501748	WAINWRIGHT	ST. LOUIS	ST. LOUIS	PUBLIC SERVICE COMMISSION	OFFICE	5,187	\$ 8.59	12.00	\$ 44,518	\$ -	\$ -	\$ -	\$ 44,518
11501748	WAINWRIGHT	ST. LOUIS	ST. LOUIS	DEPARTMENT OF INSURANCE	OFFICE	5,709	\$ 8.59	20.60	\$ 49,040	\$ -	\$ -	\$ -	\$ 49,040
99909602	9900 PAGE	ST LOUIS	OVERLAND	DIVISION OF FINANCE	OFFICE	4,035	\$ 12.89	20.00	\$ 52,011	\$ -	\$ -	\$ -	\$ 52,011
Real Estate Services Allocation									\$ 40,432	\$ -	\$ -	\$ -	\$ 40,432
FY22 Insurance State Owned Requirement						138,037	\$ 6.82	477.60	\$ 982,139	\$ -	\$ -	\$ -	\$ 982,139
JUDICIARY													
02601762	SUPREME COURT	COLE	JEFFERSON CITY	JUDICIARY	OFFICE	46,145	\$ 4.51	83.00	\$ 208,114	\$ -	\$ 208,114	\$ -	\$ -
Real Estate Services Allocation									\$ 8,737	\$ -	\$ 8,737	\$ -	\$ -
FY22 Judiciary State Owned Requirement						46,145	\$ 4.51	83.00	\$ 216,851	\$ -	\$ 216,851	\$ -	\$ -
LABOR & INDUSTRIAL RELATIONS													
01101759	ST JOSEPH	BUCHANAN	ST. JOSEPH	WORKERS COMPENSATION	OFFICE	2,784	\$ 10.21	4.00	\$ 28,425	\$ -	\$ -	\$ -	\$ 28,425
02601772	W. TRUMAN	COLE	JEFFERSON CITY	COMMISSION ON HUMAN RIGHTS	OFFICE	4,828	\$ 7.46	12.00	\$ 36,017	\$ -	\$ 12,782	\$ 23,235	\$ -
02601772	W. TRUMAN	COLE	JEFFERSON CITY	LABOR & INDUSTRIAL REL COMM	OFFICE	3,627	\$ 7.46	16.00	\$ 27,058	\$ -	\$ 270	\$ 11,205	\$ 15,583
02601772	W. TRUMAN	COLE	JEFFERSON CITY	DIV WORKER'S COMPENSATION	OFFICE	21,277	\$ 7.46	76.00	\$ 158,726	\$ -	\$ -	\$ -	\$ 158,726
02601772	W. TRUMAN	COLE	JEFFERSON CITY	BOARD OF MEDIATION	OFFICE	261	\$ 7.46	2.00	\$ 1,947	\$ -	\$ 1,947	\$ -	\$ -
02601772	W. TRUMAN	COLE	JEFFERSON CITY	DLS ON-SITE CONSULT	OFFICE	708	\$ 7.46	3.86	\$ 5,282	\$ -	\$ -	\$ 5,282	\$ -
02601772	W. TRUMAN	COLE	JEFFERSON CITY	4805 W TRUMAN GR DLS	OFFICE	2,755	\$ 7.46	8.16	\$ 20,552	\$ -	\$ 20,552	\$ -	\$ -
02601772	W. TRUMAN	COLE	JEFFERSON CITY	4805 W TRUMAN WC DLS	OFFICE	473	\$ 7.46	1.98	\$ 3,529	\$ -	\$ -	\$ -	\$ 3,529
02601773	ESB-421 E. DUNKLIN	COLE	JEFFERSON CITY	EMPLOYMENT SECURITY	OFFICE	42,368	\$ 5.74	468.00	\$ 243,192	\$ -	\$ -	\$ -	\$ 243,192
02601773	ESB-421 E. DUNKLIN	COLE	JEFFERSON CITY	DIRECTOR & STAFF	OFFICE	74,388	\$ 5.74	45.00	\$ 426,987	\$ -	\$ -	\$ 426,987	\$ -
02601805	620 ADAMS WAREHOUSE	COLE	JEFFERSON CITY	DIRECTOR & STAFF	OFFICE	6,755	\$ 5.26	-	\$ 35,531	\$ -	\$ -	\$ 35,531	\$ -
03901769	SPRINGFIELD-WALNUT ST	GREENE	SPRINGFIELD	EMPLOYMENT SECURITY	OFFICE	20,059	\$ 7.75	73.50	\$ 155,457	\$ -	\$ -	\$ 111,807	\$ 43,650
04801764	GATEWAY-1410 GENESEE	JACKSON	KANSAS CITY	EMPLOYMENT SECURITY	OFFICE	19,517	\$ 11.20	53.00	\$ 220,754	\$ -	\$ -	\$ 220,754	\$ -
04801764	GATEWAY-1410 GENESEE	JACKSON	KANSAS CITY	WORKERS COMPENSATION	OFFICE	10,793	\$ 11.20	13.00	\$ 120,882	\$ -	\$ -	\$ -	\$ 120,882
04801764	GATEWAY-1410 GENESEE	JACKSON	KANSAS CITY	HUMAN RIGHTS	OFFICE	1,525	\$ 11.20	6.00	\$ 17,080	\$ -	\$ 6,062	\$ 11,018	\$ -
04901771	DED/JOPLIN-730 WALL	JASPER	JOPLIN	EMPLOYMENT SECURITY	OFFICE	456	\$ 7.85	1.00	\$ 3,580	\$ -	\$ -	\$ 3,580	\$ -
06401752	DED/HANNIBAL	MARION	HANNIBAL	EMPLOYMENT SECURITY	OFFICE	405	\$ 6.63	2.00	\$ 2,685	\$ -	\$ -	\$ 2,685	\$ -
11501748	WAINWRIGHT	ST. LOUIS	ST. LOUIS	WORKERS COMPENSATION	OFFICE	17,041	\$ 8.73	26.00	\$ 148,768	\$ -	\$ -	\$ -	\$ 148,768
11501748	WAINWRIGHT	ST. LOUIS	ST. LOUIS	EMPLOYMENT SECURITY	OFFICE	22,391	\$ 8.73	86.00	\$ 195,473	\$ -	\$ -	\$ 195,473	\$ -
11501748	WAINWRIGHT	ST. LOUIS	ST. LOUIS	HUMAN RIGHTS	OFFICE	5,303	\$ 8.73	10.00	\$ 46,295	\$ -	\$ 16,430	\$ 29,865	\$ -
Real Estate Services Allocation									\$ 82,876	\$ -	\$ 2,587	\$ 57,983	\$ 22,306
FY22 Labor & Industrial Relations State Owned Requirement						257,714	\$ 7.37	907.50	\$ 1,981,096	\$ -	\$ 60,630	\$ 1,135,405	\$ 785,061

LEASE ID	STATE FACILITY	COUNTY	CITY	DIVISION	SPACE USE	SQ FT	CPSF	FTE	ANNUAL RENT	SERVICES	REVENUE	FED	OTHER
LEGISLATURE													
02601753	CAPITOL BLDG.	COLE	JEFFERSON CITY	LEGISLATURE	OFFICE	284,594	\$ 6.05	634.00	\$ 1,721,794	\$ -	\$ 1,721,794	\$ -	\$ -
				Real Estate Services Allocation					\$ 76,109	\$ -	\$ 76,109	\$ -	\$ -
				FY22 Legislature State Owned Requirement		284,594	\$ 6.05		\$ 1,797,903	\$ -	\$ 1,797,903	\$ -	\$ -
LT. GOVERNOR													
02601753	CAPITOL BLDG.	COLE	JEFFERSON CITY	LT. GOVERNOR	OFFICE	5,330	\$ 6.05	7.00	\$ 32,247	\$ -	\$ 32,247	\$ -	\$ -
				Real Estate Services Allocation					\$ 1,425	\$ -	\$ 1,425	\$ -	\$ -
				FY22 Lt. Governor State Owned Requirement		5,330	\$ 6.05	7.00	\$ 33,672	\$ -	\$ 33,672	\$ -	\$ -
MENTAL HEALTH													
01101759	ST JOSEPH	BUCHANAN	ST. JOSEPH	DIVISION OF MRDD	OFFICE	2,276	\$ 10.21	7.00	\$ 23,238	\$ -	\$ 13,710	\$ 9,528	\$ -
02601739	DMH-ROBERTS BLDG	COLE	JEFFERSON CITY	DIVISION OF ADA	OFFICE	12,257	\$ 5.66	48.00	\$ 69,375	\$ -	\$ 26,362	\$ 36,769	\$ 6,244
02601739	DMH-ROBERTS BLDG	COLE	JEFFERSON CITY	DIVISION OF CPS	OFFICE	8,053	\$ 5.66	35.00	\$ 45,580	\$ -	\$ 25,069	\$ 20,511	\$ -
02601739	DMH-ROBERTS BLDG	COLE	JEFFERSON CITY	ADMINISTRATION	OFFICE	19,881	\$ 5.66	55.00	\$ 112,526	\$ -	\$ 102,399	\$ 10,127	\$ -
02601739	DMH-ROBERTS BLDG	COLE	JEFFERSON CITY	DEPT OF MENTAL HEALTH	OFFICE	16,396	\$ 5.66	41.00	\$ 92,801	\$ -	\$ 77,025	\$ 15,776	\$ -
02601739	DMH-ROBERTS BLDG	COLE	JEFFERSON CITY	DIVISION OF MRDD	OFFICE	11,283	\$ 5.66	49.00	\$ 63,862	\$ -	\$ 40,872	\$ 22,990	\$ -
04802702	TEASDALE-8800 E 63 ST	JACKSON	RAYTOWN	DIVISION OF MRDD	OFFICE	1,470	\$ 10.36	7.00	\$ 15,229	\$ -	\$ 9,747	\$ 5,482	\$ -
09600839	NSC-4040 SEVEN HILLS	ST. LOUIS	ST LOUIS	ST LOUIS RC	OFFICE	21,213	\$ 15.61	117.00	\$ 331,135	\$ -	\$ 331,135	\$ -	\$ -
99909602	9900 PAGE	ST. LOUIS	OVERLAND	ST LOUIS RC	OFFICE	7,136	\$ 12.89	39.00	\$ 91,983	\$ -	\$ 91,983	\$ -	\$ -
11501748	WAINWRIGHT	ST. LOUIS	ST. LOUIS	DEPT OF MENTAL HEALTH	OFFICE	27,817	\$ 8.15	88.50	\$ 226,709	\$ -	\$ 146,571	\$ 80,138	\$ -
				Real Estate Services Allocation					\$ 43,072	\$ -	\$ 43,072	\$ -	\$ 251
				FY22 Mental Health State Owned Requirement		127,782	\$ 8.39	486.50	\$ 1,115,510	\$ -	\$ 899,513	\$ 209,502	\$ 6,495
NATURAL RESOURCES													
02601740	DEQ LAB	COLE	JEFFERSON CITY	ENVIRONMENTAL SERVICES	LAB	31,023	8.26	80.00	\$ 256,250	\$ -	\$ 69,187	\$ 87,125	\$ 99,938
02601741	LEWIS & CLARK-1101 RIVERSIDE DR	COLE	JEFFERSON CITY	DNR	OFFICE	90,357	5.89	299.00	\$ 532,203	\$ -	\$ 133,122	\$ 142,586	\$ 256,495
02601753	CAPITOL BLDG.	COLE	JEFFERSON CITY	STATE PARKS	OFFICE	943	6.05	6.00	\$ 5,705	\$ -	\$ 5,705	\$ -	\$ -
02602248	SURPLUS - RIVERSIDE	COLE	JEFFERSON CITY		OFFICE	21,669	3.33	6.00	\$ 72,158	\$ -	\$ 72,158	\$ -	\$ -
09601163	SSC-7545 S LINDBERGH	ST. LOUIS	ST. LOUIS	DIV ENVIRONMENTAL QUALITY	OFFICE	13,516	18.76	59.00	\$ 253,560	\$ -	\$ 50,712	\$ 12,678	\$ 190,170
				Real Estate Services Allocation					\$ 46,994	\$ -	\$ 13,980	\$ 10,495	\$ 22,519
				FY22 Natural Resources State Owned Requirement		157,508	\$ 7.11	450.00	\$ 1,166,870	\$ -	\$ 344,864	\$ 252,884	\$ 569,122
OFFICE OF ADMINISTRATION													
01101759	ST JOSEPH	BUCHANAN	ST. JOSEPH	FACILITIES MGMT, DESIGN & CONS	OFFICE	1,878	\$ 10.21	3.00	\$ 19,174	\$ -	\$ -	\$ -	\$ 19,174
01101759	ST JOSEPH	BUCHANAN	ST. JOSEPH	INFO TECHNOLOGY SERVICES DIV	OFFICE	347	\$ 10.21	2.00	\$ 3,543	\$ -	\$ 3,543	\$ -	\$ -
01101759	ST JOSEPH	BUCHANAN	ST. JOSEPH	VACANT	OFFICE	2,497	\$ 10.21	-	\$ 25,494	\$ -	\$ 25,494	\$ -	\$ -
02601741	LEWIS & CLARK-1101 RIVERSIDE DR	COLE	JEFFERSON CITY	INFO TECHNOLOGY SERVICES DIV	OFFICE	460	\$ 5.89	3.00	\$ 2,709	\$ -	\$ 2,709	\$ -	\$ -
02601753	CAPITOL BLDG.	COLE	JEFFERSON CITY	BUDGET AND PLANNING	OFFICE	10,578	\$ 6.05	27.00	\$ 63,997	\$ -	\$ 63,997	\$ -	\$ -
02601753	CAPITOL BLDG.	COLE	JEFFERSON CITY	OA-FMDC/COMMON	OFFICE	50,138	\$ 6.05	10.00	\$ 303,335	\$ -	\$ 303,335	\$ -	\$ -
02601753	CAPITOL BLDG.	COLE	JEFFERSON CITY	MBO PRESS	OFFICE	4,411	\$ 6.05	-	\$ 26,687	\$ -	\$ 26,687	\$ -	\$ -
02601753	CAPITOL BLDG.	COLE	JEFFERSON CITY	FACILITIES MGMT, DESIGN & CONS	OFFICE	5,015	\$ 6.05	10.00	\$ 30,341	\$ -	\$ -	\$ -	\$ 30,341
02601753	CAPITOL BLDG.	COLE	JEFFERSON CITY	OA COMMISSIONER	OFFICE	3,044	\$ 6.05	9.00	\$ 18,416	\$ -	\$ 18,416	\$ -	\$ -
02601753	CAPITOL BLDG.	COLE	JEFFERSON CITY	REAL ESTATE SERVICES	CAFETERIA	2,700	\$ 6.05	-	\$ 16,335	\$ -	\$ 16,335	\$ -	\$ -
02601754	JEFFERSON BLDG.	COLE	JEFFERSON CITY	FACILITIES MGMT, DESIGN & CONS	OFFICE	3,550	\$ 5.40	4.00	\$ 19,170	\$ -	\$ -	\$ -	\$ 19,170
02601754	JEFFERSON BLDG.	COLE	JEFFERSON CITY	DIV OF GENERAL SERVICES	OFFICE	1,971	\$ 5.40	1.00	\$ 10,643	\$ -	\$ 10,643	\$ -	\$ -
02601754	JEFFERSON BLDG.	COLE	JEFFERSON CITY	FMDC - VACANT	OFFICE	18,153	\$ 5.40	-	\$ 98,026	\$ -	\$ 98,026	\$ -	\$ -
02601755	TRUMAN BLDG.	COLE	JEFFERSON CITY	ACCOUNTING	OFFICE	19,569	\$ 6.49	49.00	\$ 127,003	\$ -	\$ 127,003	\$ -	\$ -
02601755	TRUMAN BLDG.	COLE	JEFFERSON CITY	CHILDREN'S TRUST FUND	OFFICE	3,426	\$ 6.49	4.00	\$ 22,235	\$ -	\$ -	\$ -	\$ 22,235
02601755	TRUMAN BLDG.	COLE	JEFFERSON CITY	CO/SUPPLIER & WORKFORCE DEV	OFFICE	2,014	\$ 6.49	6.48	\$ 13,071	\$ -	\$ 13,071	\$ -	\$ -
02601755	TRUMAN BLDG.	COLE	JEFFERSON CITY	FACILITIES MGMT, DESIGN & CONS	OFFICE	23,730	\$ 6.49	115.00	\$ 154,008	\$ -	\$ -	\$ -	\$ 154,008
02601755	TRUMAN BLDG.	COLE	JEFFERSON CITY	DIV OF GENERAL SERVICES	OFFICE	14,133	\$ 6.49	22.00	\$ 91,723	\$ -	\$ 91,723	\$ -	\$ -
02601755	TRUMAN BLDG.	COLE	JEFFERSON CITY	INFO TECHNOLOGY SERVICES DIV	OFFICE	129,520	\$ 6.49	275.00	\$ 840,585	\$ -	\$ 840,585	\$ -	\$ -
02601755	TRUMAN BLDG.	COLE	JEFFERSON CITY	GOVERNOR'S COUNCIL ON DISABII	OFFICE	3,184	\$ 6.49	2.00	\$ 20,664	\$ -	\$ 20,664	\$ -	\$ -
02601755	TRUMAN BLDG.	COLE	JEFFERSON CITY	COMMISSIONER'S OFFICE	OFFICE	682	\$ 6.49	1.00	\$ 4,426	\$ -	\$ 4,426	\$ -	\$ -
02601755	TRUMAN BLDG.	COLE	JEFFERSON CITY	COMMISSIONER'S OFFICE	OFFICE	2,648	\$ 6.49	5.00	\$ 17,186	\$ -	\$ 17,186	\$ -	\$ -
02601755	TRUMAN BLDG.	COLE	JEFFERSON CITY	PERSONNEL	OFFICE	27,653	\$ 6.49	75.00	\$ 179,468	\$ -	\$ 179,468	\$ -	\$ -
02601755	TRUMAN BLDG.	COLE	JEFFERSON CITY	PURCHASING	OFFICE	15,208	\$ 6.49	36.00	\$ 98,700	\$ -	\$ 98,700	\$ -	\$ -
02601775	OA GARAGE-705 MO BLVD	COLE	JEFFERSON CITY	GENERAL SERVICES	GARAGE	11,379	\$ 8.44	7.45	\$ 96,039	\$ -	\$ 96,039	\$ -	\$ -
02601776	SIMPSON-709 MO BLVD	COLE	JEFFERSON CITY	FACILITIES MGMT, DESIGN & CONS	OFFICE	11,907	\$ 8.44	14.98	\$ 100,495	\$ -	\$ -	\$ -	\$ 100,495
02601773	ESB-421 E. DUNKLIN	COLE	JEFFERSON CITY	INFO TECHNOLOGY SERVICES DIV	OFFICE	18,429	\$ 5.74	77.00	\$ 105,782	\$ -	\$ 105,782	\$ -	\$ -
02601773	ESB-421 E. DUNKLIN	COLE	JEFFERSON CITY	FMDC - VACANT	OFFICE	25,907	\$ 5.74	-	\$ 163,835	\$ -	\$ 163,835	\$ -	\$ -
02601774	BROADWAY BLDG.	COLE	JEFFERSON CITY	FACILITIES MGMT, DESIGN & CONS	OFFICE	622	\$ 5.15	4.00	\$ 3,203	\$ -	\$ -	\$ -	\$ 3,203
02601805	620 ADAMS WAREHOUSE	COLE	JEFFERSON CITY	FACILITIES MGMT, DESIGN & CONS	OFFICE	1,949	\$ 5.26	11.00	\$ 10,252	\$ -	\$ -	\$ -	\$ 10,252
02601837	2846 HIGHWAY 179	COLE	JEFFERSON CITY	DIV OF PURCH & MAT MGMT	WAREHOUSE	18,719	\$ 2.78	-	\$ 52,039	\$ -	\$ 52,039	\$ -	\$ -
02602545	605 HOWARD ST WAREHOUSE	COLE	JEFFERSON CITY	FACILITIES MGMT, DESIGN & CONS	STORAGE	1,000	\$ 3.52	-	\$ 3,520	\$ -	\$ -	\$ -	\$ 3,520
02602225	MAUS HOUSE-115 JEFFERSON	COLE	JEFFERSON CITY	REAL ESTATE SERVICES	OFFICE	843	\$ 16.29	-	\$ 13,732	\$ -	\$ 13,732	\$ -	\$ -
03901768	LANDERS-149 PARK CENTRAL SQ	GREENE	SPRINGFIELD	FACILITIES MGMT, DESIGN & CONS	OFFICE	7,040	\$ 6.87	3.00	\$ 48,365	\$ -	\$ -	\$ -	\$ 48,365
04801763	FLETCHER DANIELS	JACKSON	KANSAS CITY	FACILITIES MGMT, DESIGN & CONS	OFFICE	3,314	\$ 7.09	11.00	\$ 23,496	\$ -	\$ -	\$ -	\$ 23,496
04801763	FLETCHER DANIELS	JACKSON	KANSAS CITY	FMDC - VACANT	OFFICE	4,636	\$ 7.09	-	\$ 57,869	\$ -	\$ -	\$ -	\$ -
04802702	TEASDALE-8800 E 63 ST	JACKSON	RAYTOWN	FMDC - VACANT	OFFICE	4,483	\$ 10.36	-	\$ 71,444	\$ -	\$ 71,444	\$ -	\$ -
04801764	GATEWAY-1410 GENESEE	JACKSON	KANSAS CITY	FACILITIES MGMT, DESIGN & CONS	OFFICE	227	\$ 11.20	2.00	\$ 2,542	\$ -	\$ -	\$ -	\$ 2,542
04801764	GATEWAY-1410 GENESEE	JACKSON	KANSAS CITY	FMDC - VACANT	OFFICE	629	\$ 11.20	-	\$ 7,045	\$ -	\$ -	\$ -	\$ -
09601163	SSC-7545 S LINDBERGH	ST. LOUIS	ST. LOUIS	FACILITIES MGMT, DESIGN & CONS	OFFICE	102	\$ 18.76	1.00	\$ 1,914	\$ -	\$ -	\$ -	\$ 1,914
99909602	9900 PAGE	ST. LOUIS	OVERLAND	FACILITIES MGMT, DESIGN & CONS	OFFICE	192	\$ 12.89	1.00	\$ 2,475	\$ -	\$ -	\$ -	\$ 2,475

LEASE ID	STATE FACILITY	COUNTY	CITY	DIVISION	SPACE USE	SQ FT	CPSF	FTE	ANNUAL RENT	SERVICES	REVENUE	FED	OTHER
OFFICE OF ADMINISTRATION - continued													
11501748	WAINWRIGHT	ST. LOUIS	ST. LOUIS	DIV OF INFORMATION SERVICES	OFFICE	5,225	\$ 8.15	-	\$ 42,584	\$ -	\$ 42,584	\$ -	\$ -
11501748	WAINWRIGHT	ST. LOUIS	ST. LOUIS	FACILITIES MGMT, DESIGN & CONS	OFFICE	2,318	\$ 8.73	8.00	\$ 20,236	\$ -	\$ -	\$ -	\$ 20,236
11501748	WAINWRIGHT	ST. LOUIS	ST. LOUIS	FMDC - VACANT	OFFICE	21,805	\$ 8.15	-	\$ 177,711	\$ -	\$ 177,711	\$ -	\$ -
11501749	PRINCE HALL	ST. LOUIS	ST. LOUIS	FMDC - VACANT	OFFICE	71,652	\$ 6.16	-	\$ 441,376	\$ -	\$ 441,376	\$ -	\$ -
11501749	PRINCE HALL	ST. LOUIS	ST. LOUIS	FACILITIES MGMT, DESIGN & CONS	OFFICE	649	\$ 6.16	8.00	\$ 3,998	\$ -	\$ -	\$ -	\$ 3,998
Real Estate Services Allocation									\$ 164,814	\$ -	\$ 147,482	\$ -	\$ 17,332
FY22 Office of Administration State Owned Requirement						559,536	\$ 6.54	807.91	\$ 3,821,705	\$ -	\$ 3,338,949	\$ -	\$ 482,756
PUBLIC SAFETY													
01101759	ST JOSEPH	BUCHANAN	ST. JOSEPH	VETERANS COMMISSION	OFFICE	1,143	\$ 10.21	2.00	\$ 11,670	\$ -	\$ -	\$ -	\$ 11,670
02601741	LEWIS & CLARK-1101 RIVERSIDE DR	COLE	JEFFERSON CITY	PUBLIC SAFETY	OFFICE	2,172	\$ 5.89	-	\$ 12,793	\$ -	\$ 12,793	\$ -	\$ -
02601741	LEWIS & CLARK-1101 RIVERSIDE DR	COLE	JEFFERSON CITY	OFFICE OF THE DIRECTOR	OFFICE	19,372	\$ 5.89	64.92	\$ 114,101	\$ -	\$ 114,101	\$ -	\$ -
02601753	CAPITOL BLDG.	COLE	JEFFERSON CITY	CAPITOL POLICE	OFFICE	418	\$ 6.05	1.00	\$ 2,529	\$ -	\$ 2,529	\$ -	\$ -
02601754	JEFFERSON BLDG.	COLE	JEFFERSON CITY	FIRE SAFETY	OFFICE	16,109	\$ 5.40	66.98	\$ 86,989	\$ -	\$ 86,989	\$ -	\$ -
02601754	JEFFERSON BLDG.	COLE	JEFFERSON CITY	VETERANS COMMISSION	OFFICE	16,568	\$ 5.40	24.00	\$ 89,467	\$ -	\$ -	\$ -	\$ 89,467
02601755	TRUMAN BLDG.	COLE	JEFFERSON CITY	CAPITOL POLICE	OFFICE	1,194	\$ 6.81	31.00	\$ 8,131	\$ -	\$ 8,131	\$ -	\$ -
02602438	RICHMOND HILL	COLE	JEFFERSON CITY	CAPITOL POLICE	OFFICE	3,730	\$ 7.48	-	\$ 27,900	\$ -	\$ 27,900	\$ -	\$ -
03901769	SPRINGFIELD-WALNUT ST	GREENE	SPRINGFIELD	DIVISION OF LIQUOR CONTROL	OFFICE	4,257	\$ 8.41	20.00	\$ 35,801	\$ -	\$ -	\$ -	\$ 35,801
03901768	LANDERS-149 PARK CENTRAL SQ	GREENE	SPRINGFIELD	SEMA	OFFICE	1,918	\$ 6.87	-	\$ 13,177	\$ -	\$ -	\$ 13,177	\$ -
04802702	TEASDALE-63RD ST	JACKSON	RAYTOWN	ALCOHOL AND TOBACCO CONTRO	OFFICE	3,666	\$ 10.36	-	\$ 37,980	\$ -	\$ -	\$ -	\$ 37,980
04901771	DED/JOPLIN-730 WALL	JASPER	JOPLIN	VETERANS COMMISSION	OFFICE	316	\$ 7.85	-	\$ 2,481	\$ -	\$ -	\$ -	\$ 2,481
06401752	DED/HANNIBAL	MARION	HANNIBAL	VETERANS COMMISSION	OFFICE	206	\$ 6.63	1.00	\$ 1,366	\$ -	\$ -	\$ -	\$ 1,366
09601163	SSC-7545 S LINDBERGH	ST. LOUIS	ST. LOUIS	SEMA	OFFICE	2,544	\$ 18.76	14.00	\$ 47,725	\$ -	\$ -	\$ 47,725	\$ -
09601163	SSC-7545 S LINDBERGH	ST. LOUIS	ST. LOUIS	LIQUOR CONTROL	OFFICE	2,183	\$ 18.76	-	\$ 40,953	\$ -	\$ -	\$ -	\$ 40,953
Real Estate Services Allocation									\$ 19,638	\$ -	\$ 10,583	\$ -	\$ 9,055
FY22 Public Safety State Owned Requirement						75,796	\$ 7.03	224.90	\$ 552,701	\$ -	\$ 263,026	\$ 60,902	\$ 228,773
GAMING COMMISSION													
99909602	9900 PAGE	ST. LOUIS	OVERLAND	GAMING	OFFICE	5,786	\$ 12.89	15.00	\$ 74,582	\$ -	\$ -	\$ -	\$ 74,582
Real Estate Services Allocation									\$ 3,177	\$ -	\$ -	\$ -	\$ 3,177
FY22 Gaming Commission State Owned Requirement						5,786	\$ 12.89	15.00	\$ 77,759	\$ -	\$ -	\$ -	\$ 77,759
HIGHWAY PATROL													
01101759	ST JOSEPH	BUCHANAN	ST. JOSEPH	STATE HIGHWAY PATROL	OFFICE	1,777	\$ 8.66	3.00	\$ 15,389	\$ -	\$ -	\$ -	\$ 15,389
03901768	LANDERS-149 PARK CENTRAL SQ	GREENE	SPRINGFIELD	STATE HIGHWAY PATROL	OFFICE	2,465	\$ 6.87	-	\$ 16,935	\$ -	\$ -	\$ -	\$ 16,935
04801763	FLETCHER DANIELS	JACKSON	KANSAS CITY	STATE HIGHWAY PATROL	OFFICE	3,378	\$ 7.09	4.00	\$ 23,950	\$ -	\$ -	\$ -	\$ 23,950
04802702	TEASDALE-8800 E 63 ST	JACKSON	RAYTOWN	STATE HIGHWAY PATROL	OFFICE	2,514	\$ 10.36	-	\$ 26,045	\$ -	\$ -	\$ -	\$ 26,045
09600991	JENNINGS-8501 LUCAS/HUNT	ST. LOUIS	ST. LOUIS	STATE HIGHWAY PATROL	OFFICE	2,858	\$ 19.05	7.00	\$ 54,445	\$ -	\$ -	\$ -	\$ 54,445
11501748	WAINWRIGHT	ST. LOUIS	ST. LOUIS	STATE HIGHWAY PATROL	OFFICE	620	\$ 8.73	-	\$ 5,413	\$ -	\$ -	\$ -	\$ 5,413
11501803	CHOTEAU	ST. LOUIS	ST. LOUIS	STATE HIGHWAY PATROL	OFFICE	2,847	\$ 7.57	5.00	\$ 21,552	\$ -	\$ -	\$ -	\$ 21,552
Real Estate Services Allocation									\$ 6,849	\$ -	\$ -	\$ -	\$ 6,849
FY22 Highway Patrol State Owned Requirement						16,459	\$ 9.95	19.00	\$ 170,578	\$ -	\$ -	\$ -	\$ 170,578
REVENUE													
02601755	TRUMAN BLDG.	COLE	JEFFERSON CITY	ADMINISTRATION	OFFICE	45,311	\$ 6.49	106.00	\$ 294,068	\$ -	\$ 294,068	\$ -	\$ -
02601755	TRUMAN BLDG.	COLE	JEFFERSON CITY	MOTOR VEHICLE/DRIVER LICENSE	OFFICE	69,502	\$ 6.49	285.00	\$ 451,068	\$ -	\$ 451,068	\$ -	\$ -
02601755	TRUMAN BLDG.	COLE	JEFFERSON CITY	TAXATION	OFFICE	87,985	\$ 6.49	423.00	\$ 571,023	\$ -	\$ 571,023	\$ -	\$ -
02601755	TRUMAN BLDG.	COLE	JEFFERSON CITY	LEGAL SERVICES	OFFICE	27,200	\$ 6.49	76.00	\$ 176,528	\$ -	\$ 176,528	\$ -	\$ -
02601773	ESB-421 E DUNKLIN	COLE	JEFFERSON CITY	STATE TAX COMMISSION	OFFICE	8,000	\$ 5.74	-	\$ 45,920	\$ -	\$ 45,920	\$ -	\$ -
02602545	605 HOWARD ST WAREHOUSE	COLE	JEFFERSON CITY	ADMINISTRATION	STORAGE	19,473	\$ 3.52	2.00	\$ 68,545	\$ -	\$ 68,545	\$ -	\$ -
03901768	LANDERS-149 PARK CENTRAL SQ	GREENE	SPRINGFIELD	LEGAL SERVICES	OFFICE	1,938	\$ 6.87	6.00	\$ 13,314	\$ -	\$ 13,314	\$ -	\$ -
03901768	LANDERS-149 PARK CENTRAL SQ	GREENE	SPRINGFIELD	DIV OF TAXATION	OFFICE	5,447	\$ 6.87	21.00	\$ 37,421	\$ -	\$ 37,421	\$ -	\$ -
04801763	FLETCHER DANIELS	JACKSON	KANSAS CITY	LEGAL SERVICES	OFFICE	4,859	\$ 7.09	12.00	\$ 34,450	\$ -	\$ 34,450	\$ -	\$ -
04801763	FLETCHER DANIELS	JACKSON	KANSAS CITY	DIV OF TAXATION	OFFICE	9,910	\$ 7.09	41.00	\$ 70,262	\$ -	\$ 70,262	\$ -	\$ -
11501748	WAINWRIGHT	ST. LOUIS	ST. LOUIS	LEGAL SERVICES	OFFICE	4,470	\$ 8.15	7.00	\$ 36,431	\$ -	\$ 36,431	\$ -	\$ -
Real Estate Services Allocation									\$ 76,196	\$ -	\$ 76,196	\$ -	\$ -
FY22 Revenue State Owned Requirement						284,095	\$ 6.60	979.00	\$ 1,875,226	\$ -	\$ 1,875,226	\$ -	\$ -
SECRETARY OF STATE													
02601753	CAPITOL BLDG.	COLE	JEFFERSON CITY	SECRETARY OF STATE	OFFICE	2,617	\$ 6.05	3.00	\$ 15,833	\$ -	\$ 15,833	\$ -	\$ -
02601761	KIRKPATRICK	COLE	JEFFERSON CITY	EXECUTIVE SERVICES	OFFICE	4,959	\$ 5.45	10.00	\$ 27,027	\$ -	\$ 27,027	\$ -	\$ -
02601761	KIRKPATRICK	COLE	JEFFERSON CITY	ELECTIONS	OFFICE	2,683	\$ 5.45	11.00	\$ 14,622	\$ -	\$ 14,622	\$ -	\$ -
02601761	KIRKPATRICK	COLE	JEFFERSON CITY	SECURITIES	OFFICE	6,624	\$ 5.45	27.00	\$ 36,101	\$ -	\$ 36,101	\$ -	\$ 21,307
02601761	KIRKPATRICK	COLE	JEFFERSON CITY	BUSINESS SERVICES	OFFICE	9,614	\$ 5.45	52.00	\$ 52,396	\$ -	\$ 52,396	\$ -	\$ -
02601761	KIRKPATRICK	COLE	JEFFERSON CITY	INFORMATION TECHNOLOGY SVC	OFFICE	4,669	\$ 5.45	20.00	\$ 25,446	\$ -	\$ 14,632	\$ -	\$ 10,814
02601761	KIRKPATRICK	COLE	JEFFERSON CITY	WOLFNER LIBRARY	OFFICE	15,868	\$ 5.45	25.00	\$ 86,481	\$ -	\$ 86,481	\$ -	\$ -
02601761	KIRKPATRICK	COLE	JEFFERSON CITY	ARCHIVES	OFFICE	27,494	\$ 5.45	20.00	\$ 149,842	\$ -	\$ 149,842	\$ -	\$ -
02601761	KIRKPATRICK	COLE	JEFFERSON CITY	RECORDS MANAGEMENT	OFFICE	65,303	\$ 5.45	16.00	\$ 354,389	\$ -	\$ 354,389	\$ -	\$ -
02601761	KIRKPATRICK	COLE	JEFFERSON CITY	LOCAL RECORDS	OFFICE	946	\$ 5.79	14.00	\$ 5,477	\$ -	\$ -	\$ -	\$ 5,477
02601761	KIRKPATRICK	COLE	JEFFERSON CITY	LIBRARY ADMINISTRATION	OFFICE	369	\$ 5.45	3.00	\$ 2,011	\$ -	\$ 2,011	\$ -	\$ -
02601761	KIRKPATRICK	COLE	JEFFERSON CITY	LIBRARY DEVELOPMENT	OFFICE	4,369	\$ 5.45	5.00	\$ 23,811	\$ -	\$ 23,811	\$ -	\$ -
02601761	KIRKPATRICK	COLE	JEFFERSON CITY	LIBRARY REFERENCE	OFFICE	11,754	\$ 5.45	7.00	\$ 64,059	\$ -	\$ 64,059	\$ -	\$ -
02601761	KIRKPATRICK	COLE	JEFFERSON CITY	AD RULES	OFFICE	3,051	\$ 5.45	6.00	\$ 16,628	\$ -	\$ 16,628	\$ -	\$ -
02601761	KIRKPATRICK	COLE	JEFFERSON CITY	FISCAL/HUMAN RESOURCES	OFFICE	2,569	\$ 5.45	9.00	\$ 14,001	\$ -	\$ 14,001	\$ -	\$ -
02601761	KIRKPATRICK	COLE	JEFFERSON CITY	CENTRAL SERVICES	OFFICE	4,664	\$ 5.45	3.00	\$ 25,419	\$ -	\$ 25,419	\$ -	\$ -

LEASE ID	STATE FACILITY	COUNTY	CITY	DIVISION	SPACE USE	SQ FT	CPSF	FTE	ANNUAL RENT	SERVICES	REVENUE	FED	OTHER
SECRETARY OF STATE - continued													
02601761	KIRKPATRICK	COLE	JEFFERSON CITY	PUBLICATIONS	OFFICE	1,748	\$ 5.45	3.00	\$ 9,527	\$ -	\$ 9,527	\$ -	\$ -
03901768	LANDERS-149 PARK CENTRAL SQ	GREENE	SPRINGFIELD	SECRETARY OF STATE	OFFICE	1,992	\$ 6.87	5.00	\$ 13,685	\$ -	\$ 13,685	\$ -	\$ -
04801763	FLETCHER DANIELS	JACKSON	KANSAS CITY	BUSINESS SERVICES	OFFICE	1,477	\$ 7.09	3.00	\$ 10,472	\$ -	\$ 10,472	\$ -	\$ -
Real Estate Services Allocation									\$ 41,535	\$ -	\$ 39,919	\$ -	\$ 1,616
FY22 Secretary of State State Owned Requirement						172,770	\$ 5.48	242.00	\$ 988,762	\$ -	\$ 949,548	\$ -	\$ 39,214
SOCIAL SERVICES													
01101759	ST JOSEPH	BUCHANAN	ST. JOSEPH	FSD-CD NORTHWEST REGION	OFFICE	7,361	\$ 10.21	40.00	\$ 75,156	\$ -	\$ 64,634	\$ 10,522	\$ -
01101759	ST JOSEPH	BUCHANAN	ST. JOSEPH	FSD-IM NORTHWEST REGION	OFFICE	14,569	\$ 10.21	51.00	\$ 148,749	\$ -	\$ 127,924	\$ 20,825	\$ -
02601738	HOWERTON	COLE	JEFFERSON CITY	FAMILY SUPPORT DIVISION	OFFICE	35,350	\$ 5.45	163.00	\$ 192,658	\$ -	\$ 163,954	\$ 28,704	\$ -
02601738	HOWERTON	COLE	JEFFERSON CITY	DFAS DIV FINANCE & ADMIN	OFFICE	8,228	\$ 5.45	62.00	\$ 44,843	\$ -	\$ 38,162	\$ 6,681	\$ -
02601738	HOWERTON	COLE	JEFFERSON CITY	MO HEALTH NET DIVISION	OFFICE	44,654	\$ 5.45	185.00	\$ 243,364	\$ -	\$ 209,293	\$ 19,797	\$ 14,274
02601754	JEFFERSON BLDG.	COLE	JEFFERSON CITY	INFORMATION SERVICES	OFFICE	15,958	\$ 5.73	50.00	\$ 91,439	\$ -	\$ 78,638	\$ 12,801	\$ -
02601754	JEFFERSON BLDG.	COLE	JEFFERSON CITY	CHILDREN'S DIVISION	OFFICE	18,211	\$ 5.73	112.00	\$ 104,349	\$ -	\$ 89,740	\$ 14,609	\$ -
02601754	JEFFERSON BLDG.	COLE	JEFFERSON CITY	DYS DIVISION OF YOUTH SERVICES	OFFICE	2,131	\$ 5.73	-	\$ 12,211	\$ -	\$ 10,501	\$ 1,710	\$ -
02601754	JEFFERSON BLDG.	COLE	JEFFERSON CITY	MO MEDICAID AUDIT & COMPLIANC	OFFICE	16,339	\$ 5.73	64.00	\$ 93,622	\$ -	\$ 80,515	\$ 13,107	\$ -
02601754	JEFFERSON BLDG.	COLE	JEFFERSON CITY	FSD CS NORTHEAST REGION	OFFICE	21,899	\$ 5.73	80.00	\$ 125,481	\$ -	\$ 107,914	\$ 17,567	\$ -
02601755	TRUMAN BLDG.	COLE	JEFFERSON CITY	OFFICE OF DIRECTOR	OFFICE	5,725	\$ 6.49	14.00	\$ 37,155	\$ -	\$ 31,953	\$ 5,202	\$ -
02601774	BROADWAY BLDG.	COLE	JEFFERSON CITY	LEGAL SERVICES	OFFICE	9,048	\$ 5.15	14.00	\$ 46,597	\$ -	\$ 40,073	\$ 6,524	\$ -
02601774	BROADWAY BLDG.	COLE	JEFFERSON CITY	OFFICE OF DIRECTOR	OFFICE	11,500	\$ 5.15	23.00	\$ 59,225	\$ -	\$ 50,934	\$ 8,291	\$ -
02601774	BROADWAY BLDG.	COLE	JEFFERSON CITY	DFAS DIV FINANCE & ADMIN	OFFICE	14,115	\$ 5.15	34.00	\$ 72,692	\$ -	\$ 62,515	\$ 10,177	\$ -
03901767	PENNEYS BLDG.	GREENE	SPRINGFIELD	FSD-IM SOUTHWEST REGION	OFFICE	25,451	\$ 8.29	54.00	\$ 210,989	\$ -	\$ 181,451	\$ 29,538	\$ -
03901768	LANDERS - 149 PARK CENTRAL SQ	GREENE	SPRINGFIELD	CHILDREN'S DIVISION	OFFICE	28,008	\$ 6.87	124.00	\$ 192,415	\$ -	\$ 165,477	\$ 26,938	\$ -
03901768	LANDERS - 149 PARK CENTRAL SQ	GREENE	SPRINGFIELD	FSD REHAB SERVICES FOR BLIND	OFFICE	3,107	\$ 6.87	102.00	\$ 21,345	\$ -	\$ 18,357	\$ 2,988	\$ -
03901768	LANDERS - 149 PARK CENTRAL SQ	GREENE	SPRINGFIELD	DIVISION OF LEGAL SERVICES	OFFICE	2,823	\$ 6.87	12.00	\$ 19,394	\$ -	\$ 16,679	\$ 2,715	\$ -
04801763	FLETCHER DANIELS	JACKSON	KANSAS CITY	CHILDREN'S DIVISION	OFFICE	48,519	\$ 7.09	8.00	\$ 344,000	\$ -	\$ 291,221	\$ 52,779	\$ -
04801763	FLETCHER DANIELS	JACKSON	KANSAS CITY	FSD REHAB SERVICES FOR BLIND	OFFICE	4,932	\$ 7.09	152.00	\$ 34,968	\$ -	\$ 29,603	\$ 5,365	\$ -
04801763	FLETCHER DANIELS	JACKSON	KANSAS CITY	FSD CS KANSAS CITY REGION	OFFICE	8,898	\$ 7.09	-	\$ 63,087	\$ -	\$ 53,408	\$ 9,679	\$ -
04801763	FLETCHER DANIELS	JACKSON	KANSAS CITY	FSD IM KANSAS CITY REGION	OFFICE	53,796	\$ 7.09	105.00	\$ 381,414	\$ -	\$ 322,895	\$ 58,519	\$ -
04801764	GATEWAY-1410 GENESEE	JACKSON	KANSAS CITY	DIVISION OF YOUTH SERVICES	OFFICE	14,111	\$ 11.20	16.00	\$ 158,043	\$ -	\$ 135,917	\$ 20,099	\$ 2,027
04802702	TEASDALE-8800 E 63 ST	JACKSON	RAYTOWN	FAMILY SUPPORT DIVISION	OFFICE	2,222	\$ 10.36	-	\$ 23,020	\$ -	\$ 19,797	\$ 3,223	\$ -
04802702	TEASDALE-8800 E 63 ST	JACKSON	RAYTOWN	DIVISION OF LEGAL SERVICES	OFFICE	9,027	\$ 10.36	105.00	\$ 93,520	\$ -	\$ 80,427	\$ 13,093	\$ -
04802702	TEASDALE-8800 E 63 ST	JACKSON	RAYTOWN	CHILDREN'S DIVISION	OFFICE	11,892	\$ 10.36	23.00	\$ 123,201	\$ -	\$ 105,953	\$ 17,248	\$ -
04802702	TEASDALE-8800 E 63 ST	JACKSON	RAYTOWN	DFAS DIV FINANCE & ADMIN	OFFICE	518	\$ 10.36	2.00	\$ 5,366	\$ -	\$ 4,615	\$ 751	\$ -
99909602	9900 PAGE	ST. LOUIS	OVERLAND	DFAS DIV FINANCE & ADMIN SVC	OFFICE	3,078	\$ 12.89	22.00	\$ 39,675	\$ -	\$ 34,121	\$ 5,554	\$ -
99909602	9900 PAGE	ST. LOUIS	OVERLAND	FAMILY SUPPORT DIVISION	OFFICE	16,263	\$ 12.89	20.00	\$ 209,630	\$ -	\$ 180,282	\$ 29,348	\$ -
99909602	9900 PAGE	ST. LOUIS	OVERLAND	YOUTH SERVICES	OFFICE	3,182	\$ 12.89	4.00	\$ 41,016	\$ -	\$ 35,274	\$ 4,300	\$ 1,442
99909602	9900 PAGE	ST. LOUIS	OVERLAND	CHILDREN'S DIVISION	OFFICE	26,878	\$ 12.89	-	\$ 346,457	\$ -	\$ 297,953	\$ 48,504	\$ -
99909602	9900 PAGE	ST. LOUIS	OVERLAND	FSD REHAB SERVICES FOR BLIND	OFFICE	4,559	\$ 12.89	-	\$ 58,766	\$ -	\$ 50,539	\$ 8,227	\$ -
99909602	9900 PAGE	ST. LOUIS	OVERLAND	FSD-CS ST LOUIS REGION	OFFICE	7,710	\$ 12.89	14.00	\$ 99,382	\$ -	\$ 85,469	\$ 13,913	\$ -
99909602	9900 PAGE	ST. LOUIS	OVERLAND	FSD-IM ST LOUIS REGION	OFFICE	8,698	\$ 12.89	84.00	\$ 112,117	\$ -	\$ 96,421	\$ 15,696	\$ -
09600839	NSC-4040 SEVEN HILLS	ST. LOUIS	ST. LOUIS	FSD-CS ST LOUIS REGION	OFFICE	10,255	\$ 13.61	-	\$ 139,571	\$ -	\$ 120,031	\$ 19,540	\$ -
09600839	NSC-4040 SEVEN HILLS	ST. LOUIS	ST. LOUIS	FSD-IM ST LOUIS REGION	OFFICE	6,149	\$ 13.61	-	\$ 83,688	\$ -	\$ 71,972	\$ 11,716	\$ -
09601163	SSC-7545 S LINDBERGH	ST. LOUIS	ST. LOUIS	DIVISION OF LEGAL SERVICES	OFFICE	185	\$ 18.76	112.00	\$ 3,471	\$ -	\$ 2,985	\$ 486	\$ -
09601163	SSC-7545 S LINDBERGH	ST. LOUIS	ST. LOUIS	CHILDREN'S DIVISION	OFFICE	5,320	\$ 18.76	33.00	\$ 99,803	\$ -	\$ 85,831	\$ 13,972	\$ -
09601163	SSC-7545 S LINDBERGH	ST. LOUIS	ST. LOUIS	FSD-IM ST LOUIS REGION	OFFICE	6,248	\$ 18.76	3.00	\$ 117,212	\$ -	\$ 100,802	\$ 16,410	\$ -
09600991	JENNINGS-8501 LUCAS/HUNT	ST. LOUIS	ST. LOUIS	FSD-IM ST LOUIS REGION	OFFICE	16,607	\$ 19.05	-	\$ 316,363	\$ -	\$ 272,072	\$ 44,291	\$ -
09600991	JENNINGS-8501 LUCAS/HUNT	ST. LOUIS	ST. LOUIS	CHILDREN'S DIVISION	OFFICE	10,216	\$ 19.05	15.00	\$ 194,615	\$ -	\$ 167,369	\$ 27,246	\$ -
09600991	JENNINGS-8501 LUCAS/HUNT	ST. LOUIS	ST. LOUIS	LEGAL SERVICES	OFFICE	2,800	\$ 19.05	10.00	\$ 53,340	\$ -	\$ 45,872	\$ 7,468	\$ -
11501748	WAINWRIGHT	ST. LOUIS	ST. LOUIS	FSD CS ST LOUIS REGION	OFFICE	30,387	\$ 8.15	55.00	\$ 247,654	\$ -	\$ 210,515	\$ 37,139	\$ -
11501748	WAINWRIGHT	ST. LOUIS	ST. LOUIS	CHILDREN'S DIVISION	OFFICE	33,561	\$ 8.15	34.00	\$ 273,522	\$ -	\$ 232,504	\$ 41,018	\$ -
11501748	WAINWRIGHT	ST. LOUIS	ST. LOUIS	YOUTH SERVICES	OFFICE	4,376	\$ 8.15	9.00	\$ 35,664	\$ -	\$ 30,316	\$ 3,760	\$ 1,588
11501748	WAINWRIGHT	ST. LOUIS	ST. LOUIS	LEGAL SERVICES	OFFICE	5,874	\$ 8.15	59.00	\$ 47,873	\$ -	\$ 40,694	\$ 7,179	\$ -
11501749	PRINCE HALL	ST. LOUIS	ST. LOUIS	CHILDREN'S DIVISION	OFFICE	24,072	\$ 6.16	86.00	\$ 148,284	\$ -	\$ 127,524	\$ 20,760	\$ -
11501749	PRINCE HALL	ST. LOUIS	ST. LOUIS	FSD IM ST LOUIS REGION	OFFICE	34,473	\$ 6.16	11.00	\$ 212,354	\$ -	\$ 182,624	\$ 29,730	\$ -
11501803	CHOTEAU	ST. LOUIS	ST. LOUIS	FSD IM ST LOUIS REGION	OFFICE	48,597	\$ 7.57	14.00	\$ 367,879	\$ -	\$ 316,376	\$ 51,503	\$ -
Real Estate Services Allocation									\$ 240,670	\$ -	\$ 206,976	\$ 32,777	\$ 917
FY22 Social Services State Owned Requirement						747,880	\$ 8.38	2,330.00	\$ 6,507,309	\$ -	\$ 5,577,072	\$ 909,989	\$ 20,248
TREASURER													
02601753	CAPITOL BLDG.	COLE	JEFFERSON CITY	STATE TREASURER	OFFICE	3,203	\$ 6.05	6.00	\$ 19,378	\$ -	\$ -	\$ -	\$ 19,378
02601755	TRUMAN BLDG.	COLE	JEFFERSON CITY	STATE TREASURER	OFFICE	24,236	\$ 6.49	41.00	\$ 157,292	\$ -	\$ -	\$ -	\$ 157,292
Real Estate Services Allocation									\$ 7,494	\$ -	\$ -	\$ -	\$ 7,494
FY22 Treasurer State Owned Requirement						27,439	\$ 6.44	47.00	\$ 184,164	\$ -	\$ -	\$ -	\$ 184,164
TOTAL FY22 DEPARTMENT REQUEST STATE OWNED REQUIREMENT						3,754,987		9,044.13	\$ 29,246,190	\$ -	\$ 19,288,125	\$ 5,715,364	\$ 4,242,701
FY21 APPROPRIATION - STATE OWNED									\$ 29,065,945		\$ 19,288,125	\$ 5,813,175	\$ 3,964,645
Transfers In									\$ -		\$ -	\$ -	\$ -
Transfers Out									\$ -		\$ -	\$ -	\$ -
Core Reallocations									\$ 180,245		\$ -	\$ (97,811)	\$ 278,056
Core Reductions									\$ -		\$ -	\$ -	\$ -
TOTAL FY22 DEPARTMENT REQUEST STATE OWNED REQUIREMENT									\$ 29,246,190	\$ -	\$ 19,288,125	\$ 5,715,364	\$ 4,242,701

INSTITUTIONAL FACILITIES

INSTITUTIONAL FACILITIES												
STATE FACILITY	CITY	DIVISION	SPACE USE	SQ FT	CPSF	FTE	ANNUAL RENT	ANNUAL SERVICES	GENERAL REVENUE	FED	OTHER	
ELEMENTARY & SECONDARY EDUCATION												
DFMDC-SCHOOL FOR DEAF (FULTON)				306,431	\$ 4.40	\$	1,347,884	\$ -	\$ 1,347,884	\$ -	\$ -	
DFMDC-SCHOOL FOR BLIND (ST L)				323,225	\$ 2.67	\$	863,258	\$ -	\$ 863,258	\$ -	\$ -	
BRIARWOOD SS-HARRISONVILLE				5,292	\$ 5.94	\$	31,442	\$ -	\$ 31,442	\$ -	\$ -	
D M THOMPSON SS TRAILS WEST-KC				32,884	\$ 5.12	\$	168,508	\$ -	\$ 168,508	\$ -	\$ -	
DELMAR COBBLE SS-COLUMBIA				12,296	\$ 4.83	\$	59,353	\$ -	\$ 59,353	\$ -	\$ -	
E W THOMPSON SS-SEDALIA				15,482	\$ 6.60	\$	102,211	\$ -	\$ 102,211	\$ -	\$ -	
HELEN M DAVIS SS-ST JOE				21,432	\$ 3.84	\$	82,267	\$ -	\$ 82,267	\$ -	\$ -	
HIGGINSVILLE SS-ROLLING MEADOWS				20,253	\$ 3.36	\$	68,047	\$ -	\$ 68,047	\$ -	\$ -	
KENNETH KIRCHNER SS-JC				10,826	\$ 3.91	\$	42,361	\$ -	\$ 42,361	\$ -	\$ -	
LAKEVIEW WOODS SS-KC				30,834	\$ 4.13	\$	127,467	\$ -	\$ 127,467	\$ -	\$ -	
MAPLE VALLEY SS-KC				30,552	\$ 4.39	\$	134,042	\$ -	\$ 134,042	\$ -	\$ -	
MARSHALL SCHOOL-PRAIRIE VIEWKC				10,027	\$ 7.00	\$	70,219	\$ -	\$ 70,219	\$ -	\$ -	
VERELLE PENISTON SS-CHILLICOTHE				7,120	\$ 5.30	\$	37,728	\$ -	\$ 37,728	\$ -	\$ -	
COLLEGE VIEW SS-JOPLIN				26,422	\$ 3.77	\$	99,718	\$ -	\$ 99,718	\$ -	\$ -	
CURRENT RIVER SS-DONIPHAN				3,584	\$ 4.17	\$	14,940	\$ -	\$ 14,940	\$ -	\$ -	
GREENE VALLEY SS-SPRINGFIELD				31,915	\$ 4.00	\$	127,710	\$ -	\$ 127,710	\$ -	\$ -	
NEVADA SS CEDAR RIDGE-JOPLIN				12,146	\$ 2.32	\$	28,187	\$ -	\$ 28,187	\$ -	\$ -	
NEW DAWN SS-SIKESTON				13,844	\$ 4.60	\$	63,659	\$ -	\$ 63,659	\$ -	\$ -	
OAKVIEW SS-MONETT				10,948	\$ 3.61	\$	39,497	\$ -	\$ 39,497	\$ -	\$ -	
PARKVIEW SS-CAPE GIRARDEAU				15,860	\$ 4.51	\$	71,450	\$ -	\$ 71,450	\$ -	\$ -	
SHADY GROVE SS-POPLAR BLUFF				18,196	\$ 5.08	\$	92,397	\$ -	\$ 92,397	\$ -	\$ -	
AUTUMN HILL SS-UNION				12,300	\$ 4.00	\$	49,259	\$ -	\$ 49,259	\$ -	\$ -	
B W ROBINSON SS-ROLLA				10,495	\$ 3.84	\$	40,341	\$ -	\$ 40,341	\$ -	\$ -	
BOONSLICK SS-ST PETERS				26,530	\$ 3.84	\$	101,962	\$ -	\$ 101,962	\$ -	\$ -	
CITADEL SS-POTOSI				2,335	\$ 4.71	\$	10,997	\$ -	\$ 10,997	\$ -	\$ -	
GATEWAY SS-ST LOUIS				55,601	\$ 3.26	\$	181,349	\$ -	\$ 181,349	\$ -	\$ -	
LILLIAN SCHAPER SS-BOWLING GREEN				3,801	\$ 4.57	\$	17,384	\$ -	\$ 17,384	\$ -	\$ -	
MAPAVILLE SS-MAPAVILLE				25,452	\$ 3.59	\$	91,367	\$ -	\$ 91,367	\$ -	\$ -	
MISSISSIPPI VALLEY SS-HANNIBAL				36,080	\$ 3.22	\$	116,203	\$ -	\$ 116,203	\$ -	\$ -	
SPECIAL ACRES SS-PARK HILL				4,994	\$ 5.83	\$	29,095	\$ -	\$ 29,095	\$ -	\$ -	
FY22 Elem. & Secondary Education Institutional Requirement				1,137,157	\$ 3.79	\$	4,310,302	\$ -	\$ 4,310,302	\$ -	\$ -	
HEALTH & SENIOR SERVICES												
00102725		DMH-KIRKSVILLE REGIONAL OFFICE		3,063	\$ 5.89	\$	14,733	\$ -	\$ 6,835	\$ 7,898	\$ -	
06402420		DMH-HANNIBAL REGIONAL OFFICE		470	\$ 11.09	\$	5,391	\$ -	\$ 2,499	\$ 2,892	\$ -	
FY22 Health & Senior Services Institutional Requirement				3,533	\$ 5.70	\$	20,124	\$ -	\$ 9,334	\$ 10,790	\$ -	
MENTAL HEALTH												
FULTON STATE HOSPITAL-DBH				769,911	\$ 7.34	\$	6,056,161	\$ -	\$ 6,056,161	\$ -	\$ -	
HAWTHORN CHILDRENS PSYCH HOSP-STL-DBH				67,564	\$ 10.66	\$	808,282	\$ -	\$ 808,282	\$ -	\$ -	
METRO ST L PSYCHIATRIC CTR-DBH				159,594	\$ 7.49	\$	1,226,724	\$ -	\$ 1,226,724	\$ -	\$ -	
SEMO-SORTS - FARMINGTON-DBH				79,817	\$ 10.97	\$	875,592	\$ -	\$ 875,592	\$ -	\$ -	
NW MO PSYCHIATRIC REHAB CTR-ST JOE-DBH				151,234	\$ 7.40	\$	1,091,554	\$ -	\$ 1,091,554	\$ -	\$ -	
SEMO APS - FARMINGTON-DBH				174,826	\$ 6.06	\$	1,022,461	\$ -	\$ 1,022,461	\$ -	\$ -	
ST LOUIS PSYCHIATRIC REHAB-DBH				374,474	\$ 4.37	\$	1,597,174	\$ -	\$ 1,597,174	\$ -	\$ -	
CENTER FOR BEHAVIORAL MEDICINE-DBH				296,704	\$ 6.53	\$	1,932,334	\$ -	\$ 1,932,334	\$ -	\$ -	
BELLEFONTAINE HAB CTR-DD				415,045	\$ 4.21	\$	1,817,540	\$ -	\$ 1,817,540	\$ -	\$ -	
HIGGINSVILLE HAB CTR-DD				220,608	\$ 8.33	\$	1,788,359	\$ -	\$ 1,788,359	\$ -	\$ -	
NEVADA HAB CTR-DD				225,501	\$ 0.33	\$	73,030	\$ -	\$ 73,030	\$ -	\$ -	
ALBANY REGIONAL OFFICE-DD				13,286	\$ 6.20	\$	79,900	\$ -	\$ 79,900	\$ -	\$ -	
HANNIBAL REGIONAL OFFICE-DD				18,124	\$ 10.85	\$	147,839	\$ -	\$ 147,839	\$ -	\$ -	
JOPLIN REGIONAL OFFICE-DD				3,183	\$ 13.99	\$	238,666	\$ -	\$ 238,666	\$ -	\$ -	
KANSAS CITY REGIONAL OFFICE-DD				27,398	\$ 6.89	\$	185,187	\$ -	\$ 185,187	\$ -	\$ -	
KIRKSVILLE REGIONAL OFFICE-DD				18,666	\$ 4.77	\$	87,914	\$ -	\$ 87,914	\$ -	\$ -	
POPLAR BLUFF REGIONAL OFFICE-DD				46,302	\$ 7.23	\$	384,563	\$ -	\$ 384,563	\$ -	\$ -	
ROLLA REGIONAL OFFICE-DD				18,994	\$ 9.14	\$	167,102	\$ -	\$ 167,102	\$ -	\$ -	
SIKESTON REGIONAL OFFICE-DD				40,568	\$ 10.46	\$	412,009	\$ -	\$ 412,009	\$ -	\$ -	
SPRINGFIELD REGIONAL OFFICE-DD				21,416	\$ 8.34	\$	175,789	\$ -	\$ 175,789	\$ -	\$ -	
ST LOUIS DDTTC-DD				224,303	\$ 5.18	\$	1,248,269	\$ -	\$ 1,248,269	\$ -	\$ -	
FY22 Mental Health Institutional Requirement				3,367,518	\$ 6.36	\$	21,416,449	\$ -	\$ 21,416,449	\$ -	\$ -	

INSTITUTIONAL FACILITIES												
STATE FACILITY	CITY	DIVISION	SPACE USE	SQ FT	CPSF	FTE	ANNUAL RENT	ANNUAL SERVICES	GENERAL REVENUE	FED	OTHER	
HIGHWAY PATROL												
GENERAL HEADQUARTERS-JC				218,928	\$ 3.92	\$	859,223	\$ -	\$ 200,221	\$ -	\$ 659,002	
TROOP A HQS - LEES SUMMIT				31,834	\$ 4.29	\$	136,575	\$ -	\$ 31,826	\$ -	\$ 104,749	
TROOP B HQS - MACON				15,074	\$ 4.93	\$	74,335	\$ -	\$ 17,322	\$ -	\$ 57,013	
TROOP C HQS - WELDON SPRINGS				54,805	\$ 4.56	\$	249,994	\$ -	\$ 58,255	\$ -	\$ 191,739	
TROOP D HQS - SPRINGFIELD				27,099	\$ 3.64	\$	98,612	\$ -	\$ 22,979	\$ -	\$ 75,633	
TROOP E HQS - POPLAR BLUFF				18,237	\$ 6.27	\$	114,344	\$ -	\$ 26,645	\$ -	\$ 87,699	
TROOP F HQS - JEFFERSON CITY				68,834	\$ 2.64	\$	181,749	\$ -	\$ 42,352	\$ -	\$ 139,397	
TROOP G HQS - WILLOW SPRINGS				16,610	\$ 7.23	\$	120,013	\$ -	\$ 27,967	\$ -	\$ 92,046	
TROOP H HQS - ST JOSEPH				19,901	\$ 5.70	\$	113,478	\$ -	\$ 26,443	\$ -	\$ 87,035	
TROOP I HQS - ROLLA				21,864	\$ 2.95	\$	64,573	\$ -	\$ 15,047	\$ -	\$ 49,526	
CRIME LAB-SPRINGFIELD				30,000	\$ 7.00	\$	210,148	\$ -	\$ 48,970	\$ -	\$ 161,178	
CRIME LAB-CARTHAGE				8,000	\$ 6.06	\$	48,464	\$ -	\$ 11,293	\$ -	\$ 37,171	
				0	\$ -	\$	-	\$ -	\$ -	\$ -	\$ -	
FY22 Highway Patrol Institutional Requirement				531,186	\$ 4.28	\$	2,271,508	\$ -	\$ 529,320	\$ -	\$ 1,742,188	
SOCIAL SERVICES												
NE-CAMP AVERY PARK CAMP-TROY				23,325	\$ 9.85	\$	229,663	\$ -	\$ 185,086	\$ 44,577	\$ -	
NE-FULTON TREATMENT CTR				24,285	\$ 10.96	\$	266,129	\$ -	\$ 214,474	\$ 51,655	\$ -	
NE-MONTGOMERY CITY YOUTH CTR				32,140	\$ 6.17	\$	198,406	\$ -	\$ 159,896	\$ 38,510	\$ -	
NW-LANGSFORD HOUSE-LEES SUMMIT				4,724	\$ 4.04	\$	19,068	\$ -	\$ 15,367	\$ 3,701	\$ -	
NW-NORTHWEST REG YOUTH CTR-KC				25,873	\$ 10.03	\$	259,488	\$ -	\$ 209,122	\$ 50,366	\$ -	
NW-RIVERBEND TREATMENT CTR-ST JOSEPH				25,129	\$ 9.91	\$	249,139	\$ -	\$ 200,781	\$ 48,358	\$ -	
NW-WATKINS MILL PARK CAMP-KC				27,080	\$ 7.85	\$	212,712	\$ -	\$ 171,425	\$ 41,287	\$ -	
NW-WAVERLY REGIONAL YOUTH CTR				27,705	\$ 9.32	\$	258,323	\$ -	\$ 208,183	\$ 50,140	\$ -	
SE-NEW MADRID BEND YOUTH CTR				14,980	\$ 7.66	\$	114,773	\$ -	\$ 92,496	\$ 22,277	\$ -	
SE-SIERRA OSAGE TREAT CTR-POPLAR BLUFF				9,156	\$ 2.73	\$	25,021	\$ -	\$ 20,164	\$ 4,857	\$ -	
SE-W E SEARS YOUTH CTR-POPLAR BLUFF				65,905	\$ 6.45	\$	425,134	\$ -	\$ 342,616	\$ 82,518	\$ -	
STL-BABLER LODGE-WILDWOOD				8,893	\$ 4.84	\$	43,063	\$ -	\$ 34,704	\$ 8,359	\$ -	
STL-HILLSBORO TREATMENT CTR				20,723	\$ 10.02	\$	207,623	\$ -	\$ 167,324	\$ 40,299	\$ -	
STL-HOGAN STREET REG YOUTH CTR				31,413	\$ 7.78	\$	244,510	\$ -	\$ 197,051	\$ 47,459	\$ -	
STL-MISSOURI HILLS CAMPUS				101,633	\$ 8.95	\$	909,767	\$ -	\$ 733,183	\$ 176,584	\$ -	
SW-DELMINA WOODS-CHADWICK				14,766	\$ 3.57	\$	52,711	\$ -	\$ 42,480	\$ 10,231	\$ -	
SW-GENTRY RESID TREATMENT CTR-CABOOL				13,348	\$ 8.85	\$	118,131	\$ -	\$ 95,202	\$ 22,929	\$ -	
SW-GREEN GABLES LODGE-MACKS CREEK				13,148	\$ 4.14	\$	54,438	\$ -	\$ 43,872	\$ 10,566	\$ -	
SW-MT VERNON TREATMENT CTR				26,723	\$ 10.97	\$	293,040	\$ -	\$ 236,162	\$ 56,878	\$ -	
SW-RICH HILL YTH DEVELOPMENT CTR				16,083	\$ 10.34	\$	166,286	\$ -	\$ 134,010	\$ 32,276	\$ -	
STL-MISSOURI SCHOOL FOR THE BLIND #11502267				5,950	\$ -	\$	-	\$ -	\$ -	\$ -	\$ -	
DMH-ALBANY REGIONAL OFFICE - #03802467				372	\$ -	\$	-	\$ -	\$ -	\$ -	\$ -	
DMH-HANNIBAL REGIONAL OFFICE - #06402420				2,693	\$ -	\$	-	\$ -	\$ -	\$ -	\$ -	
FY22 Social Services Institutional Requirement				536,047	\$ 8.11	\$	4,347,425	\$ -	\$ 3,503,598	\$ 843,827	\$ -	
TOTAL FY22 DEPARTMENT REQUEST INSTITUTIONAL REQUIREMENT				5,575,441	28	0	32,365,808	0	29,769,003	854,617	1,742,188	
FY21 APPROPRIATION - INSTITUTIONAL							\$ 32,365,808	\$ -	\$ 29,769,003	\$ 854,617	\$ 1,742,188	
Core Reallocations							\$ -	\$ -	\$ -	\$ -	\$ -	
Core Reductions							\$ -	\$ -	\$ -	\$ -	\$ -	
TOTAL FY22 DEPARTMENT REQUEST INSTITUTIONAL REQUIREMENT							\$ 32,365,808	\$ -	\$ 29,769,003	\$ 854,617	\$ 1,742,188	

FY 2022 OA-RATF REQUIREMENT

LEASED FACILITIES											GENERAL REVENUE		
LEASE ID	END DATE	COUNTY	CITY	ADDRESS	SPACE USE	SQ FT	CPSF	FTE	ANNUAL RENT	ANNUAL SERVICES	FED	OTHER	
02600019	06/30/18	COLE	JEFFERSON CITY	1617 SOUTHRIDGE-LICENSE	OFFICE					\$ 1,068		\$ 1,068	
10800258	06/30/18	VERNON	NEVADA	2201 NORTH ELM	OFFICE					\$ 10,213		\$ 10,213	
				POSSIBLE FUTURE TENANT NEEDS								\$ 158,961	
				FY22 OA-RATF Lease Requirement		0				\$ 158,961	\$ 11,281	\$ 170,242	
STATE OWNED FACILITIES											GENERAL REVENUE		
LEASE ID	STATE FACILITY	COUNTY	CITY	DIVISION	SPACE USE	SQ FT	CPSF	FTE	ANNUAL RENT	ANNUAL SERVICES	FED	OTHER	
02602540	CAPITOL BLDG.	COLE	JEFFERSON CITY	CAPITOL CAFETERIA	CAFETERIA	3,041	\$ -		\$ 600			\$ 600	
03901768	LANDERS-149 PARK CENTRAL SQ	GREENE	SPRINGFIELD	FEE OFFICE-ROOM 252	OFFICE	2,000	\$ 11.78		\$ 23,560			\$ 23,560	
04811573	DED-WELCOME CTR	JACKSON	KANSAS CITY	4010 BLUE RIDGE CUTOFF-CHIEFS	PARKING	0	\$ -		\$ 4,000			\$ 4,000	
02601755-E	TRUMAN BLDG	COLE	JEFFERSON CITY	CERNER	CLINIC	2,112			\$ 13,707			\$ 13,707	
				POSSIBLE FUTURE TENANT NEEDS								\$ 336,447	
				FY22 OA-RAFT State Owned Requirement		7,153			\$ 378,314			\$ 378,314	
INSTITUTIONAL FACILITIES											GENERAL REVENUE		
LEASE ID	STATE FACILITY	COUNTY	CITY	DIVISION	SPACE USE	SQ FT	CPSF	FTE	ANNUAL RENT	ANNUAL SERVICES	FED	OTHER	
01111603	MO NATIONAL GUARD	BUCHANAN	ST JOSEPH	LAU FARM	LAND	-	\$ -		\$ 1,200			\$ 1,200	
02602484	ALGOA CORRECTIONAL CENTER	COLE	JEFFERSON CITY	DOC	LAND				\$ 27,280			\$ 27,280	
02702486	BOONVILLE CORR CTR	COOPER	BOONVILLE	BOONVILLE CORRECTIONAL CTR	LAND				\$ 1			\$ 1	
02702703	BOONVILLE CORR CTR	COOPER	BOONVILLE	DOC PASTURELAND	LAND				\$ 3,081			\$ 3,081	
03802467-A	DMH-ALBANY REGIONAL CTR	GENTRY	ALBANY	NW MO AREA AGENCY ON AGING	OFFICE				\$ 14,750			\$ 14,750	
04801780	1000 E 24TH ST.	JACKSON	KANSAS CITY	DMH / TRUMAN MEDICAL CENTER	OFFICE				\$ 1			\$ 1	
04802645	2108 E 35TH STREET	JACKSON	KANSAS CITY	RESIDENCE	RESIDENTIAL	1,200	\$ -		\$ 1			\$ 1	
04811520	2600 E 12TH STREET	JACKSON	KANSAS CITY	DMH - NEW PROSPECTS BLDG	CLINIC	13,944	\$ 1.69		\$ 23,565			\$ 23,565	
04811521	1000 E 24TH SREET	JACKSON	KANSAS CITY	DMH-CBM -- REDISCOVER	CLINIC	3,720	\$ 1.69		\$ 6,287			\$ 6,287	
04811577	2911 HOLMES	JACKSON	KANSAS CITY	DMH/TRUMAN MEDICAL CENTER	CLINIC	3,333	\$ 6.43		\$ 21,431			\$ 21,431	
04811578	2629 PEERY AVENUE	JACKSON	KANSAS CITY	DMH-PEERY APARTMENTS	GROUP HOME	17,864	\$ 1.30		\$ 23,223			\$ 23,223	
04811579	2614 BENTON BLVD.	JACKSON	KANSAS CITY	SWOPE HEALTH SERVICES	CLINIC	3,333	\$ 6.43		\$ 21,431			\$ 21,431	
04811667	2900 TRACY - KC GROUP HOME	JACKSON	KANSAS CITY	DMH/TRUMAN MEDICAL CENTER	OFFICE	3,333	\$ 6.43		\$ 21,431			\$ 21,431	
04911519	3600 E NEWMAN ROAD	JASPER	JOPLIN	DMH-JOPLIN REG CTR	OFFICE	13,481	\$ -		\$ 30,000			\$ 30,000	
05402660	HIGGINSVILLE HAB CTR	LAFAYETTE	HIGGINSVILLE	DMH/LAND LEASE	LAND	-	\$ -		\$ 201			\$ 201	
05902480	CHILLICOTHE CORRECTIONAL CTR	LIVINGSTON	CHILLICOTHE	BLUEBIRD MEDIA NETWORK	LAND				\$ 1			\$ 1	
08002491	MISSOURI STATE FAIRGROUNDS	PETTIS	SEDALIA	MISSOURI STATE FAIRGROUNDS	LAND				\$ 1			\$ 1	
10801909	901 OLIVE ST--CEDAR RIDGE STAT	VERNON	NEVADA	DESE / NEVADA R-5	OFFICE	5,890	\$ 4.83		\$ 28,449			\$ 28,449	
08802560	MOBERLY CORRECTIONAL CTR	RANDOLPH	MOBERLY	DOC/LAND LEASE	LAND				\$ 3,027			\$ 3,027	
08802561	MOBERLY CORRECTIONAL CTR	RANDOLPH	MOBERLY	DOC/LAND LEASE	LAND				\$ 410			\$ 410	
11502423	BJH HEALTHCARE -- 5351 DELMAR	ST LOUIS CITY	ST LOUIS	DMH/ST. LOUIS METRO PYSCH	CLINIC	35,423	\$ 6.88		\$ 243,711			\$ 243,711	
11502433	5300 ARSENAL, COTTAGE 3	ST LOUIS CITY	ST LOUIS	DMH/PLACES FOR PEOPLE	RESIDENTIAL	3,812	\$ 4.95		\$ 18,870			\$ 18,870	
11502522	5300 ARSENAL, COTTAGE 1	ST LOUIS CITY	ST LOUIS	DMH/PLACES FOR PEOPLE	RESIDENTIAL	3,812	\$ 4.95		\$ 18,870			\$ 18,870	
				POSSIBLE FUTURE TENANT NEEDS					\$ 444,222			\$ 444,222	
				FY22 OA-RAFT Institutional Requirement		151,065			\$ 951,444			\$ 951,444	
TOTAL FY22 DEPARTMENT REQUEST OA-RATF REQUIREMENT						158,218			\$ 1,488,719	\$ 11,281		\$ 1,500,000	
FY21 APPROPRIATION - OA-RATF									\$ 1,500,000			\$ 1,500,000	
No changes									\$ -			\$ -	
TOTAL FY22 OA-RATF REQUIREMENT									\$ 1,500,000			\$ 1,500,000	

CORE DECISION ITEM

Department: Agriculture	Budget Unit: 34053C & 34055C
Division:	
Core: HB13 Real Estate	HB Section: 13.005 & 13.010

1. CORE FINANCIAL SUMMARY

	FY 2022 Budget Request			
	GR	Federal	Other	Total
PS	0	0	0	0
EE	334,954	29,925	523,702	888,581
PSD	0	0	0	0
TRF	0	0	0	0
Total	334,954	29,925	523,702	888,581
FTE	0.00	0.00	0.00	0.00

	FY 2022 Governor's Recommendation			
	GR	Federal	Other	Total
PS	0	0	0	0
EE	0	0	0	0
PSD	0	0	0	0
TRF	0	0	0	0
Total	0	0	0	0
FTE	0.00	0.00	0.00	0.00

Est. Fringe	0	0	0	0
--------------------	---	---	---	---

Note: Fringes budgeted in House Bill 5 except for certain fringes budgeted directly to MoDOT, Highway Patrol, and Conservation.

Est. Fringe	0	0	0	0
--------------------	---	---	---	---

Note: Fringes budgeted in House Bill 5 except for certain fringes budgeted directly to MoDOT, Highway Patrol, and Conservation.

Other Funds: See Fund Summary.

Other Funds: See Fund Summary.

2. CORE DESCRIPTION

The Division of Facilities Management, Design & Construction (FMDC) is responsible for the oversight and management of six (6) lease contracts totaling over eighteen thousand (18,000) square feet of leased space and approximately sixty-four thousand (64,000) square feet of state-owned space on behalf of the Department of Agriculture.

	FY 2022 Budget Request			
	GR	Federal	Other	Total
Leasing	\$242,960	\$4,647	\$76,697	\$324,304
State-Owned	\$91,994	\$25,278	\$447,005	\$564,277
Total	\$334,954	\$29,925	\$523,702	\$888,581

	FY 2022 Governor's Recommendation			
	GR	Federal	Other	Total
Leasing				\$0
State-Owned				\$0
Total	\$0	\$0	\$0	\$0

3. PROGRAM LISTING (list programs included in this core funding)

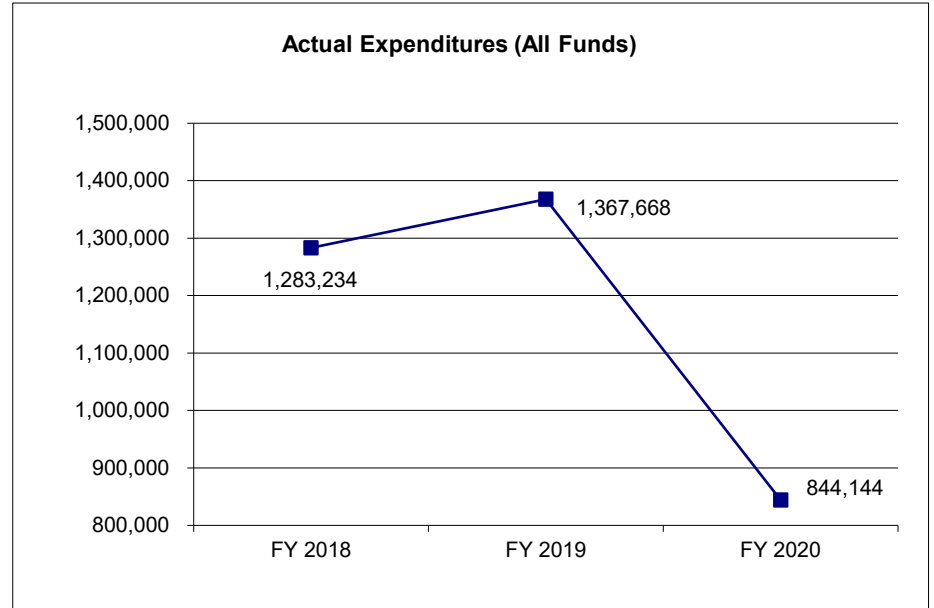
N/A

CORE DECISION ITEM

Department: Agriculture	Budget Unit: 34053C & 34055C
Division:	
Core: HB13 Real Estate	HB Section: 13.005 & 13.010

4. FINANCIAL HISTORY

	FY 2018 Actual	FY 2019 Actual	FY 2020 Actual	FY 2021 Current Yr.
Appropriation (All Funds)	1,290,076	1,400,618	879,857	888,581
Less Reverted (All Funds)	0	(9,337)	(9,967)	(10,049)
Less Restricted (All Funds)*	0	0	0	0
Budget Authority (All Funds)	1,290,076	1,391,281	869,890	878,532
Actual Expenditures (All Funds)	1,283,234	1,367,668	844,144	N/A
Unexpended (All Funds)	6,842	23,613	25,746	0
Unexpended, by Fund:				
General Revenue	4,767	3,737	18,863	N/A
Federal	1	4,332	1,353	N/A
Other	2,074	15,544	5,530	N/A
			(1)	



*Restricted amount is as of _____.

Reverted includes the statutory three-percent reserve amount (when applicable).

Restricted includes any Governor's Expenditure Restrictions which remained at the end of the fiscal year (when applicable).

NOTES: (1) Spending authority to support institutional real property is transferred to the Department of Agriculture in the FY20 Department Request budget.

Expenditures by HB Section:		FY 2018 Actual	FY 2019 Actual	FY 2020 Actual
13.005	Leasing	263,543	273,026	291,585
13.010	State-Owned	522,514	521,220	552,559
13.015	Institutional	497,177	573,422	0
	Total	1,283,234	1,367,668	844,144

CORE RECONCILIATION DETAIL

**STATE
AGRICULTURE LEASING**

5. CORE RECONCILIATION DETAIL

		Budget Class	FTE	GR	Federal	Other	Total	Explanation
TAFP AFTER VETOES								
		EE	0.00	242,960	4,647	76,697	324,304	
		Total	0.00	242,960	4,647	76,697	324,304	
DEPARTMENT CORE ADJUSTMENTS								
Core Reallocation	1173 4227	EE	0.00	0	(7)	0	(7)	Reallocation to align budget based on need.
Core Reallocation	1194 1474	EE	0.00	0	0	(363)	(363)	Reallocation to align budget based on need.
Core Reallocation	1194 8194	EE	0.00	0	0	(3)	(3)	Reallocation to align budget based on need.
Core Reallocation	1194 0653	EE	0.00	0	0	(11)	(11)	Reallocation to align budget based on need.
	NET DEPARTMENT CHANGES		0.00	0	(7)	(377)	(384)	
DEPARTMENT CORE REQUEST								
		EE	0.00	242,960	4,640	76,320	323,920	
		Total	0.00	242,960	4,640	76,320	323,920	
GOVERNOR'S RECOMMENDED CORE								
		EE	0.00	242,960	4,640	76,320	323,920	
		Total	0.00	242,960	4,640	76,320	323,920	

CORE RECONCILIATION DETAIL

**STATE
AGRICULTURE STATE OWNED**

5. CORE RECONCILIATION DETAIL

		Budget Class	FTE	GR	Federal	Other	Total	Explanation
TAFP AFTER VETOES								
		EE	0.00	91,994	25,278	447,005	564,277	
		Total	0.00	91,994	25,278	447,005	564,277	
DEPARTMENT CORE ADJUSTMENTS								
Core Reallocation	1210 7677	EE	0.00	0	(97)	0	(97)	Reallocation to align budget based on need.
Core Reallocation	1221 7676	EE	0.00	(444)	0	0	(444)	Reallocation to align budget based on need.
Core Reallocation	1244 7680	EE	0.00	0	0	(54)	(54)	Reallocation to align budget based on need.
Core Reallocation	1244 7683	EE	0.00	0	0	(15,951)	(15,951)	Reallocation to align budget based on need.
Core Reallocation	1244 7686	EE	0.00	0	0	(17)	(17)	Reallocation to align budget based on need.
Core Reallocation	1244 8245	EE	0.00	0	0	8,000	8,000	Reallocation to align budget based on need.
Core Reallocation	1244 8404	EE	0.00	0	0	(25)	(25)	Reallocation to align budget based on need.
Core Reallocation	1244 7681	EE	0.00	0	0	(48)	(48)	Reallocation to align budget based on need.
	NET DEPARTMENT CHANGES		0.00	(444)	(97)	(8,095)	(8,636)	
DEPARTMENT CORE REQUEST								
		EE	0.00	91,550	25,181	438,910	555,641	
		Total	0.00	91,550	25,181	438,910	555,641	

CORE RECONCILIATION DETAIL

**STATE
AGRICULTURE STATE OWNED**

5. CORE RECONCILIATION DETAIL

	Budget Class	FTE	GR	Federal	Other	Total	Explanation
GOVERNOR'S RECOMMENDED CORE							
	EE	0.00	91,550	25,181	438,910	555,641	
	Total	0.00	91,550	25,181	438,910	555,641	

CORE DECISION ITEM

Department: Attorney General's Office	Budget Unit: 34443C & 34444C
Division:	
Core: HB13 Real Estate	HB Section: 13.005 & 13.010

1. CORE FINANCIAL SUMMARY

	FY 2022 Budget Request			
	GR	Federal	Other	Total
PS	0	0	0	0
EE	924,376	275,704	406,771	1,606,851
PSD	0	0	0	0
TRF	0	0	0	0
Total	924,376	275,704	406,771	1,606,851
FTE	0.00	0.00	0.00	0.00

	FY 2022 Governor's Recommendation			
	GR	Federal	Other	Total
PS	0	0	0	0
EE	0	0	0	0
PSD	0	0	0	0
TRF	0	0	0	0
Total	0	0	0	0
FTE	0.00	0.00	0.00	0.00

Est. Fringe	0	0	0	0
--------------------	---	---	---	---

Note: Fringes budgeted in House Bill 5 except for certain fringes budgeted directly to MoDOT, Highway Patrol, and Conservation.

Est. Fringe	0	0	0	0
--------------------	---	---	---	---

Note: Fringes budgeted in House Bill 5 except for certain fringes budgeted directly to MoDOT, Highway Patrol, and Conservation.

Other Funds: See Fund Summary.

Other Funds: See Fund Summary.

2. CORE DESCRIPTION

The Division of Facilities Management, Design & Construction (FMDC) is responsible for the oversight and management of approximately thirteen (13) lease contracts, totaling over thirty-six thousand (36,000) sq. ft. and one hundred fifteen thousand (115,000) sq. ft. of state-owned space on behalf of the Attorney General's Office.

	FY 2022 Budget Request			
	GR	Federal	Other	Total
Leasing	\$444,801	\$131,664	\$322,877	\$899,342
State-Owned	\$479,575	\$144,040	\$83,894	\$707,509
Total	\$924,376	\$275,704	\$406,771	\$1,606,851

	FY 2022 Governor's Recommendation			
	GR	Federal	Other	Total
Leasing				\$0
State-Owned				\$0
Total	\$0	\$0	\$0	\$0

3. PROGRAM LISTING (list programs included in this core funding)

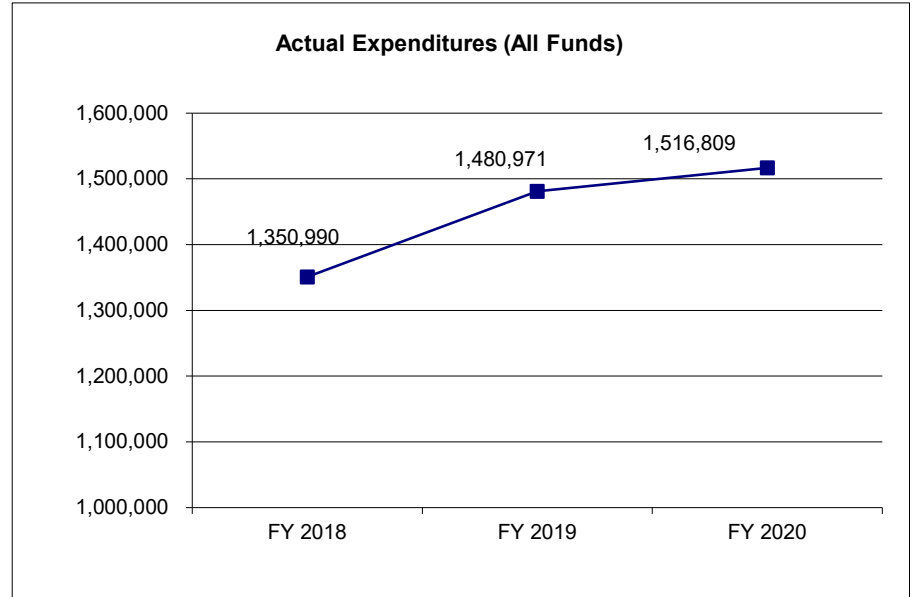
N/A.

CORE DECISION ITEM

Department: Attorney General's Office	Budget Unit: 34443C & 34444C
Division:	
Core: HB13 Real Estate	HB Section: 13.005 & 13.010

4. FINANCIAL HISTORY

	FY 2018 Actual	FY 2019 Actual	FY 2020 Actual	FY 2021 Current Yr.
Appropriation (All Funds)	1,342,276	1,564,200	1,636,736	1,606,851
Less Reverted (All Funds)	0	(26,800)	(28,734)	(27,731)
Less Restricted (All Funds)*	0	0	0	0
Budget Authority (All Funds)	1,342,276	1,537,400	1,608,002	1,579,120
Actual Expenditures (All Funds)	1,350,990	1,480,971	1,516,809	N/A
Unexpended (All Funds)	(8,714)	56,429	91,193	0
Unexpended, by Fund:				
General Revenue	(2,460)	39,531	70,219	N/A
Federal	(1,820)	5,839	3,315	N/A
Other	(4,434)	11,059	17,659	N/A



*Restricted amount is as of _____.

Reverted includes the statutory three-percent reserve amount (when applicable).

Restricted includes any Governor's Expenditure Restrictions which remained at the end of the fiscal year (when applicable).

NOTES:

Expenditures by HB Section:		FY 2018 Actual	FY 2019 Actual	FY 2020 Actual
13.005	Leasing	675,838	763,005	775,591
13.010	State-Owned	675,152	717,966	741,218
13.015	Institutional	0	0	0
	Total	1,350,990	1,480,971	1,516,809

CORE RECONCILIATION DETAIL

STATE
ATTORNEY GENERAL LEASING

5. CORE RECONCILIATION DETAIL

		Budget Class	FTE	GR	Federal	Other	Total	Explanation
TAFP AFTER VETOES								
		EE	0.00	444,801	131,664	322,877	899,342	
		Total	0.00	444,801	131,664	322,877	899,342	
DEPARTMENT CORE ADJUSTMENTS								
Core Reallocation	1174 3186	EE	0.00	0	409	0	409	Reallocation to align budget based on need.
Core Reallocation	1185 3184	EE	0.00	2,645	0	0	2,645	Reallocation to align budget based on need.
Core Reallocation	1195 2022	EE	0.00	0	0	(56)	(56)	Reallocation to align budget based on need.
NET DEPARTMENT CHANGES			0.00	2,645	409	(56)	2,998	
DEPARTMENT CORE REQUEST								
		EE	0.00	447,446	132,073	322,821	902,340	
		Total	0.00	447,446	132,073	322,821	902,340	
GOVERNOR'S RECOMMENDED CORE								
		EE	0.00	447,446	132,073	322,821	902,340	
		Total	0.00	447,446	132,073	322,821	902,340	

CORE RECONCILIATION DETAIL

STATE
ATTORNEY GENERAL STATE OWNED

5. CORE RECONCILIATION DETAIL

		Budget Class	FTE	GR	Federal	Other	Total	Explanation
TAFP AFTER VETOES								
		EE	0.00	479,575	144,040	83,894	707,509	
		Total	0.00	479,575	144,040	83,894	707,509	
DEPARTMENT CORE ADJUSTMENTS								
Core Reallocation	1211 7779	EE	0.00	0	9,787	0	9,787	Reallocation to align budget based on need.
Core Reallocation	1222 7778	EE	0.00	25,000	0	0	25,000	Reallocation to align budget based on need.
		NET DEPARTMENT CHANGES	0.00	25,000	9,787	0	34,787	
DEPARTMENT CORE REQUEST								
		EE	0.00	504,575	153,827	83,894	742,296	
		Total	0.00	504,575	153,827	83,894	742,296	
GOVERNOR'S RECOMMENDED CORE								
		EE	0.00	504,575	153,827	83,894	742,296	
		Total	0.00	504,575	153,827	83,894	742,296	

CORE DECISION ITEM

Department: State Auditor's Office	Budget Unit: 34449C & 34450C
Division:	
Core: HB13 Real Estate	HB Section: 13.005 & 13.010

1. CORE FINANCIAL SUMMARY

	FY 2022 Budget Request			
	GR	Federal	Other	Total
PS	0	0	0	0
EE	213,118	0	0	213,118
PSD	0	0	0	0
TRF	0	0	0	0
Total	213,118	0	0	213,118
FTE	0.00	0.00	0.00	0.00

	FY 2022 Governor's Recommendation			
	GR	Federal	Other	Total
PS	0	0	0	0
EE	0	0	0	0
PSD	0	0	0	0
TRF	0	0	0	0
Total	0	0	0	0
FTE	0.00	0.00	0.00	0.00

Est. Fringe	0	0	0	0
--------------------	---	---	---	---

Note: Fringes budgeted in House Bill 5 except for certain fringes budgeted directly to MoDOT, Highway Patrol, and Conservation.

Est. Fringe	0	0	0	0
--------------------	---	---	---	---

Note: Fringes budgeted in House Bill 5 except for certain fringes budgeted directly to MoDOT, Highway Patrol, and Conservation.

Other Funds: N/A

Other Funds: N/A

2. CORE DESCRIPTION

The Division of Facilities Management, Design & Construction (FMDC) is responsible for the oversight and management of three (3) parking lease contracts and approximately twenty-six thousand (26,000) sq. ft. of state-owned space on behalf of the State Auditor's Office.

	FY 2022 Budget Request			
	GR	Federal	Other	Total
Leasing	\$12,263	\$0	\$0	\$12,263
State-Owned	\$200,855	\$0	\$0	\$200,855
Total	\$213,118	\$0	\$0	\$213,118

	FY 2022 Governor's Recommendation			
	GR	Federal	Other	Total
Leasing				\$0
State-Owned				\$0
Total	\$0	\$0	\$0	\$0

3. PROGRAM LISTING (list programs included in this core funding)

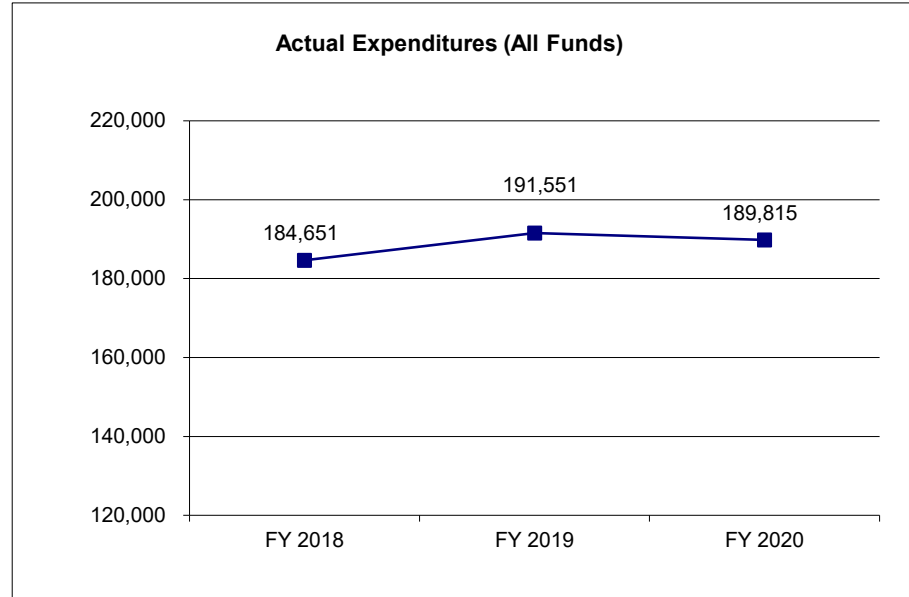
N/A.

CORE DECISION ITEM

Department: State Auditor's Office	Budget Unit: 34449C & 34450C
Division:	
Core: HB13 Real Estate	HB Section: 13.005 & 13.010

4. FINANCIAL HISTORY

	FY 2018 Actual	FY 2019 Actual	FY 2020 Actual	FY 2020 Current Yr.
Appropriation (All Funds)	188,810	194,915	192,312	213,118
Less Reverted (All Funds)	(3,368)	(5,847)	(5,770)	(6,394)
Less Restricted (All Funds)*	0	0	0	0
Budget Authority (All Funds)	185,442	189,068	186,542	206,724
Actual Expenditures (All Funds)	184,651	191,551	189,815	N/A
Unexpended (All Funds)	791	(2,483)	(3,273)	0
Unexpended, by Fund:				
General Revenue	791	(2,483)	(3,273)	N/A
Federal	0	0	N/A	N/A
Other	0	0	N/A	N/A



*Restricted amount is as of _____.

Reverted includes the statutory three-percent reserve amount (when applicable).

Restricted includes any Governor's Expenditure Restrictions which remained at the end of the fiscal year (when applicable).

NOTES:

Expenditures by HB Section:		FY 2018 Actual	FY 2019 Actual	FY 2020 Actual
13.005	Leasing	5,469	6,647	9,079
13.010	State-Owned	179,182	184,904	180,736
13.015	Institutional	0	0	0
	Total	184,651	191,551	189,815

CORE RECONCILIATION DETAIL

STATE
AUDITOR LEASING

5. CORE RECONCILIATION DETAIL

	Budget Class	FTE	GR	Federal	Other	Total	Explanation
TAFP AFTER VETOES							
	EE	0.00	12,263	0	0	12,263	
	Total	0.00	12,263	0	0	12,263	
DEPARTMENT CORE REQUEST							
	EE	0.00	12,263	0	0	12,263	
	Total	0.00	12,263	0	0	12,263	
GOVERNOR'S RECOMMENDED CORE							
	EE	0.00	12,263	0	0	12,263	
	Total	0.00	12,263	0	0	12,263	

CORE RECONCILIATION DETAIL

STATE
AUDITOR STATE OWNED

5. CORE RECONCILIATION DETAIL

	Budget Class	FTE	GR	Federal	Other	Total	Explanation
TAFP AFTER VETOES							
	EE	0.00	200,855	0	0	200,855	
	Total	0.00	200,855	0	0	200,855	
DEPARTMENT CORE ADJUSTMENTS							
Core Reallocation	1223 7777	EE	0.00	(13,090)	0	0	(13,090) Reallocation to align budget based on need.
NET DEPARTMENT CHANGES		0.00	(13,090)	0	0	(13,090)	
DEPARTMENT CORE REQUEST							
	EE	0.00	187,765	0	0	187,765	
	Total	0.00	187,765	0	0	187,765	
GOVERNOR'S RECOMMENDED CORE							
	EE	0.00	187,765	0	0	187,765	
	Total	0.00	187,765	0	0	187,765	

CORE DECISION ITEM

Department: Corrections	Budget Unit: 34267C & 34268C
Division:	
Core: HB13 Real Estate	HB Section: 13.005 & 13.010

1. CORE FINANCIAL SUMMARY

	FY 2022 Budget Request					FY 2022 Governor's Recommendation			
	GR	Federal	Other	Total		GR	Federal	Other	Total
PS	0	0	0	0	PS	0	0	0	0
EE	7,308,481	0	255,702	7,564,183	EE	0	0	0	0
PSD	0	0	0	0	PSD	0	0	0	0
TRF	0	0	0	0	TRF	0	0	0	0
Total	7,308,481	0	255,702	7,564,183	Total	0	0	0	0
FTE	0.00	0.00	0.00	0.00	FTE	0.00	0.00	0.00	0.00

Est. Fringe	0	0	0	0
--------------------	---	---	---	---

Note: Fringes budgeted in House Bill 5 except for certain fringes budgeted directly to MoDOT, Highway Patrol, and Conservation.

Est. Fringe	0	0	0	0
--------------------	---	---	---	---

Note: Fringes budgeted in House Bill 5 except for certain fringes budgeted directly to MoDOT, Highway Patrol, and Conservation.

Other Funds: See Fund Summary.

Other Funds: See Fund Summary.

2. CORE DESCRIPTION

The Division of Facilities Management, Design & Construction (FMDC) is responsible for the oversight and management of approximately ninety-eight (98) lease contracts, totaling approximately five hundred twenty thousand (520,000) sq. ft. and approximately ninety-four thousand (94,000) sq. ft. of state-owned space on behalf of the Department of Corrections.

	FY 2022 Budget Request					FY 2022 Governor's Recommendation			
	GR	Federal	Other	Total		GR	Federal	Other	Total
Leasing	\$6,324,041	\$0	\$255,702	\$6,579,743	Leasing		\$0		\$0
State-Owned	\$984,440	\$0	\$0	\$984,440	State-Owned		\$0	\$0	\$0
Total	\$7,308,481	\$0	\$255,702	\$7,564,183	Total	\$0	\$0	\$0	\$0

3. PROGRAM LISTING (list programs included in this core funding)

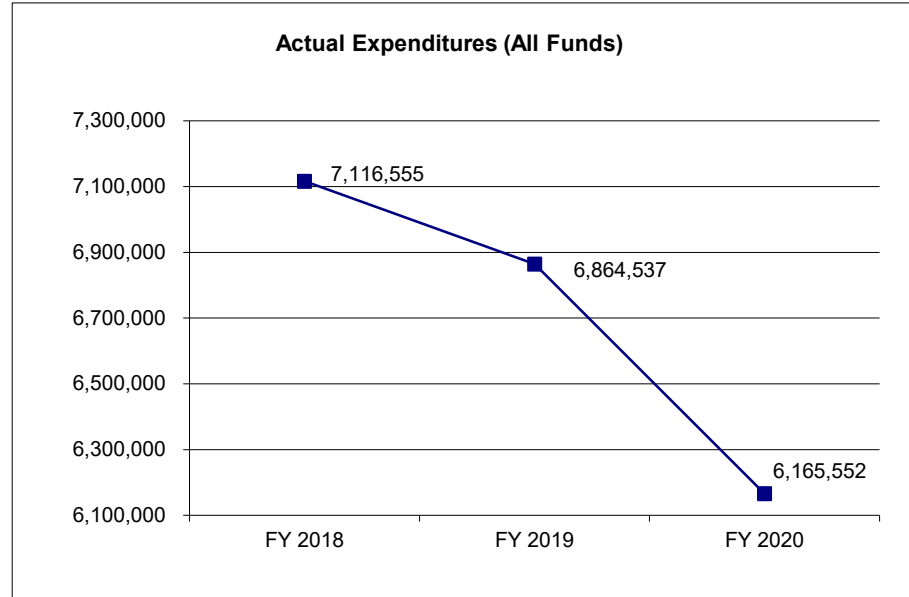
N/A

CORE DECISION ITEM

Department: Corrections	Budget Unit: 34267C & 34268C
Division:	
Core: HB13 Real Estate	HB Section: 13.005 & 13.010

4. FINANCIAL HISTORY

	FY 2018 Actual	FY 2019 Actual	FY 2020 Actual	FY 2021 Current Yr.
Appropriation (All Funds)	7,583,035	7,322,758	7,665,920	7,564,183
Less Reverted (All Funds)	0	(214,805)	(219,876)	(219,254)
Less Restricted (All Funds)*	0	0	0	(20)
Budget Authority (All Funds)	7,583,035	7,107,953	7,446,044	7,344,909
Actual Expenditures (All Funds)	7,116,555	6,864,537	6,165,552	N/A
Unexpended (All Funds)	466,480	243,416	1,280,492	0
Unexpended, by Fund:				
General Revenue	361,802	221,670	164,843	N/A
Federal	0	0	0	N/A
Other	104,678	21,746	184,036	N/A



*Restricted amount is as of 7/1/20.

Reverted includes the statutory three-percent reserve amount (when applicable).

Restricted includes any Governor's Expenditure Restrictions which remained at the end of the fiscal year (when applicable).

NOTES:

Expenditures by HB Section:		FY 2018 Actual	FY 2019 Actual	FY 2020 Actual
13.005	Leasing	6,008,701	5,902,169	6,165,552
13.010	State-Owned	1,107,854	962,368	931,588
13.015	Institutional	0	0	0
	Total	7,116,555	6,864,537	7,097,140

CORE RECONCILIATION DETAIL

**STATE
CORRECTIONS LEASING**

5. CORE RECONCILIATION DETAIL

	Budget Class	FTE	GR	Federal	Other	Total	Explanation
TAFP AFTER VETOES							
	EE	0.00	6,324,041	0	255,702	6,579,743	
	Total	0.00	6,324,041	0	255,702	6,579,743	
DEPARTMENT CORE ADJUSTMENTS							
Core Reallocation	1196 6073	EE	0.00	0	0	(1,785)	(1,785) Reallocation to align budget based on need.
NET DEPARTMENT CHANGES			0.00	0	0	(1,785)	(1,785)
DEPARTMENT CORE REQUEST							
	EE	0.00	6,324,041	0	253,917	6,577,958	
	Total	0.00	6,324,041	0	253,917	6,577,958	
GOVERNOR'S RECOMMENDED CORE							
	EE	0.00	6,324,041	0	253,917	6,577,958	
	Total	0.00	6,324,041	0	253,917	6,577,958	

CORE RECONCILIATION DETAIL

STATE
CORRECTIONS STATE OWNED

5. CORE RECONCILIATION DETAIL

	Budget Class	FTE	GR	Federal	Other	Total	Explanation	
TAFP AFTER VETOES								
	EE	0.00	984,440	0	0	984,440		
	Total	0.00	984,440	0	0	984,440		
DEPARTMENT CORE ADJUSTMENTS								
Core Reallocation	1224 7748	EE	0.00	40,000	0	0	40,000	Reallocation to align budget based on need.
NET DEPARTMENT CHANGES			0.00	40,000	0	0	40,000	
DEPARTMENT CORE REQUEST								
	EE	0.00	1,024,440	0	0	1,024,440		
	Total	0.00	1,024,440	0	0	1,024,440		
GOVERNOR'S RECOMMENDED CORE								
	EE	0.00	1,024,440	0	0	1,024,440		
	Total	0.00	1,024,440	0	0	1,024,440		

CORE DECISION ITEM

Department: Economic Development	Budget Unit: 34151C & 34153C
Division:	
Core: HB13 Real Estate	HB Section: 13.005 & 13.010

1. CORE FINANCIAL SUMMARY

	FY 2022 Budget Request			
	GR	Federal	Other	Total
PS	0	0	0	0
EE	260,026	0	171,895	431,921
PSD	0	0	0	0
TRF	0	0	0	0
Total	260,026	0	171,895	431,921
FTE	0.00	0.00	0.00	0.00

	FY 2022 Governor's Recommendation			
	GR	Federal	Other	Total
PS	0	0	0	0
EE	0	0	0	0
PSD	0	0	0	0
TRF	0	0	0	0
Total	0	0	0	0
FTE	0.00	0.00	0.00	0.00

Est. Fringe	0	0	0	0
--------------------	---	---	---	---

Note: Fringes budgeted in House Bill 5 except for certain fringes budgeted directly to MoDOT, Highway Patrol, and Conservation.

Est. Fringe	0	0	0	0
--------------------	---	---	---	---

Note: Fringes budgeted in House Bill 5 except for certain fringes budgeted directly to MoDOT, Highway Patrol, and Conservation.

Other Funds: See Fund Summary.

Other Funds: See Fund Summary.

2. CORE DESCRIPTION

The Division of Facilities Management, Design & Construction (FMDC) is responsible for the oversight and management of approximately two (2) lease contracts, totaling over thirteen hundred (1,300) sq. ft. and approximately forty-eight thousand (48,000) sq. ft. of state-owned space on behalf of the Department of Economic Development.

	FY 2022 Budget Request			
	GR	Federal	Other	Total
Leasing	\$56	\$0	\$14,437	\$14,493
State-Owned	\$259,970	\$0	\$157,458	\$417,428
Total	\$260,026	\$0	\$171,895	\$431,921

	FY 2022 Governor's Recommendation			
	GR	Federal	Other	Total
Leasing				\$0
State-Owned				\$0
Total	\$0	\$0	\$0	\$0

3. PROGRAM LISTING (list programs included in this core funding)

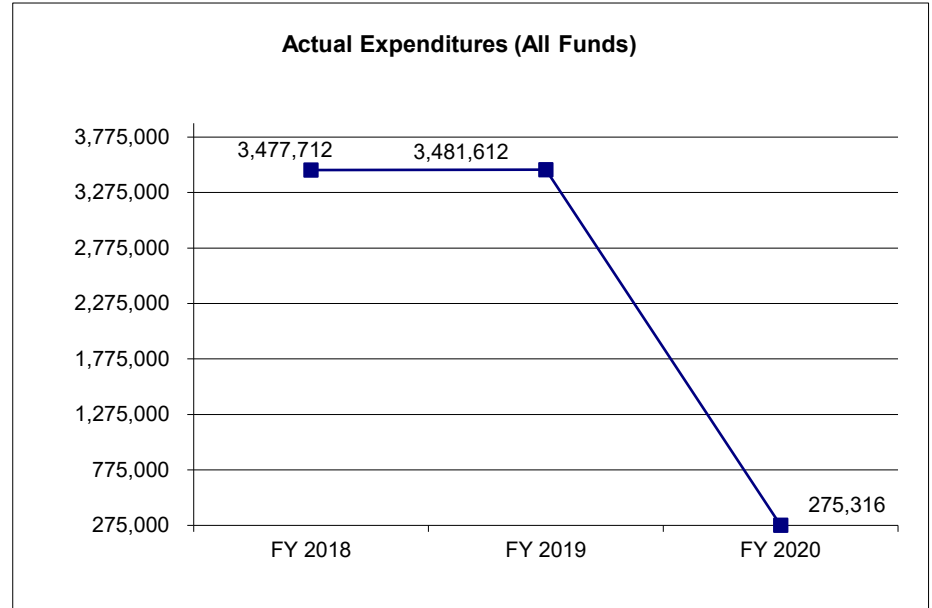
N/A

CORE DECISION ITEM

Department: Economic Development	Budget Unit: 34151C & 34153C
Division:	
Core: HB13 Real Estate	HB Section: 13.005 & 13.010

4. FINANCIAL HISTORY

	FY 2018 Actual	FY 2019 Actual	FY 2020 Actual	FY 2020 Current Yr.
Appropriation (All Funds)	3,916,081	3,835,518	348,463	432,221
Less Reverted (All Funds)	(1,152)	(7,262)	(5,951)	(7,801)
Less Restricted (All Funds)*	0	0	0	0
Budget Authority (All Funds)	3,914,929	3,828,256	342,512	424,420
Actual Expenditures (All Funds)	3,477,712	3,481,612	275,316	N/A
Unexpended (All Funds)	437,217	346,644	67,196	0
Unexpended, by Fund:				
General Revenue	(4)	243	51,148	N/A
Federal	434,787	300,671	0	N/A
Other	2,434	45,730	16,048	N/A
			(1)	



*Restricted amount is as of _____.

Reverted includes the statutory three-percent reserve amount (when applicable).

Restricted includes any Governor's Expenditure Restrictions which remained at the end of the fiscal year (when applicable).

NOTES: (1) - Reduction due to Executive Order 19-01, 19-02 and 19-03.

Expenditures by HB Section:		FY 2018 Actual	FY 2019 Actual	FY 2020 Actual
13.005	Leasing	2,195,298	2,273,309	3,969
13.010	State-Owned	1,282,414	1,208,303	271,347
13.015	Institutional	0	0	0
	Total	3,477,712	3,481,612	275,316

CORE RECONCILIATION DETAIL

STATE
DED LEASING

5. CORE RECONCILIATION DETAIL

	Budget Class	FTE	GR	Federal	Other	Total	Explanation
TAFP AFTER VETOES							
	EE	0.00	56	0	14,437	14,493	
	Total	0.00	56	0	14,437	14,493	
DEPARTMENT CORE ADJUSTMENTS							
Core Reallocation	1209 1982 EE	0.00	0	0	(9,649)	(9,649)	Reallocation to align budget based on need.
NET DEPARTMENT CHANGES		0.00	0	0	(9,649)	(9,649)	
DEPARTMENT CORE REQUEST							
	EE	0.00	56	0	4,788	4,844	
	Total	0.00	56	0	4,788	4,844	
GOVERNOR'S RECOMMENDED CORE							
	EE	0.00	56	0	4,788	4,844	
	Total	0.00	56	0	4,788	4,844	

CORE RECONCILIATION DETAIL

STATE
DED STATE OWNED

5. CORE RECONCILIATION DETAIL

		Budget Class	FTE	GR	Federal	Other	Total	Explanation
TAFP AFTER VETOES								
		EE	0.00	259,970	0	157,458	417,428	
		Total	0.00	259,970	0	157,458	417,428	
DEPARTMENT CORE ADJUSTMENTS								
Core Reallocation	1225 7691	EE	0.00	(39,688)	0	0	(39,688)	Reallocation to align budget based on need.
Core Reallocation	1245 7706	EE	0.00	0	0	(6,045)	(6,045)	Reallocation to align budget based on need.
Core Reallocation	1245 7698	EE	0.00	0	0	10,000	10,000	Reallocation to align budget based on need.
	NET DEPARTMENT CHANGES		0.00	(39,688)	0	3,955	(35,733)	
DEPARTMENT CORE REQUEST								
		EE	0.00	220,282	0	161,413	381,695	
		Total	0.00	220,282	0	161,413	381,695	
GOVERNOR'S RECOMMENDED CORE								
		EE	0.00	220,282	0	161,413	381,695	
		Total	0.00	220,282	0	161,413	381,695	

CORE DECISION ITEM

Department: Elementary and Secondary Education	Budget Unit: 33813C, 33815C, & 33816C
Division:	
Core: HB13 Real Estate	HB Section: 13.005, 13.010, & 13.015

1. CORE FINANCIAL SUMMARY

	FY 2022 Budget Request			
	GR	Federal	Other	Total
PS	0	0	0	0
EE	5,110,320	3,211,912	38,630	8,360,862
PSD	0	0	0	0
TRF	0	0	0	0
Total	5,110,320	3,211,912	38,630	8,360,862
FTE	0.00	0.00	0.00	0.00

	FY 2022 Governor's Recommendation			
	GR	Federal	Other	Total
PS	0	0	0	0
EE	0	0	0	0
PSD	0	0	0	0
TRF	0	0	0	0
Total	0	0	0	0
FTE	0.00	0.00	0.00	0.00

Est. Fringe	0	0	0	0
--------------------	---	---	---	---

Note: Fringes budgeted in House Bill 5 except for certain fringes budgeted directly to MoDOT, Highway Patrol, and Conservation.

Est. Fringe	0	0	0	0
--------------------	---	---	---	---

Note: Fringes budgeted in House Bill 5 except for certain fringes budgeted directly to MoDOT, Highway Patrol, and Conservation.

Other Funds: See Fund Summary.

Other Funds: See Fund Summary.

2. CORE DESCRIPTION

The Division of Facilities Management, Design & Construction (FMDC) is responsible for the oversight and management of approximately thirty-two (32) lease contracts, totaling over one hundred seventy thousand (170,000) sq. ft., one hundred ninety-two thousand (192,000) sq. ft. of state-owned space and an estimated one million one hundred thousand (1.1M) sq. ft. of institutional space on behalf of the Department of Elementary & Secondary Education.

	FY 2022 Budget Request			
	GR	Federal	Other	Total
Leasing	\$458,783	\$1,817,231	\$38,630	\$2,314,644
State-Owned	\$341,235	\$1,394,681	\$0	\$1,735,916
Institutional	\$4,310,302	\$0	\$0	\$4,310,302
Total	\$5,110,320	\$3,211,912	\$38,630	\$8,360,862

	FY 2022 Governor's Recommendation			
	GR	Federal	Other	Total
Leasing				\$0
State-Owned				\$0
Institutional				\$0
Total	\$0	\$0	\$0	\$0

3. PROGRAM LISTING (list programs included in this core funding)

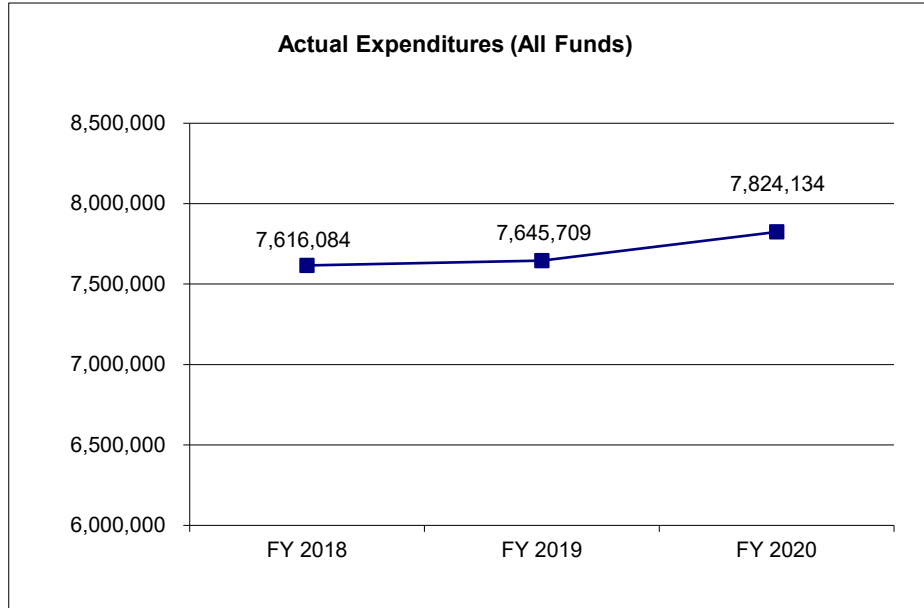
N/A

CORE DECISION ITEM

Department: Elementary and Secondary Education	Budget Unit: 33813C, 33815C, & 33816C
Division:	
Core: HB13 Real Estate	HB Section: 13.005, 13.010, & 13.015

4. FINANCIAL HISTORY

	FY 2018 Actual	FY 2019 Actual	FY 2020 Actual	FY 2021 Current Yr.
Appropriation (All Funds)	7,949,821	8,110,069	8,259,772	8,360,862
Less Reverted (All Funds)	(24,393)	(146,323)	(150,849)	(151,405)
Less Restricted (All Funds)*	0	0	0	(63,482)
Budget Authority (All Funds)	7,925,428	7,963,746	8,108,923	8,145,975
Actual Expenditures (All Funds)	7,616,084	7,645,709	7,824,134	N/A
Unexpended (All Funds)	309,344	318,037	284,789	0
Unexpended, by Fund:				
General Revenue	167,083	(36,358)	1,388	N/A
Federal	139,927	344,970	274,478	N/A
Other	2,334	9,425	8,923	N/A



*Restricted amount is as of July 1, 2020.

Reverted includes the statutory three-percent reserve amount (when applicable).

Restricted includes any Governor's Expenditure Restrictions which remained at the end of the fiscal year (when applicable).

NOTES:

Expenditures by HB Section:		FY 2018 Actual	FY 2019 Actual	FY 2020 Actual
13.005	Leasing	2,278,707	2,137,852	2,156,640
13.010	State-Owned	1,476,681	1,496,508	1,562,293
13.015	Institutional	3,860,696	4,011,349	4,105,201
	Total	7,616,084	7,645,709	7,824,134

CORE RECONCILIATION DETAIL

**STATE
DESE LEASING**

5. CORE RECONCILIATION DETAIL

			Budget Class	FTE	GR	Federal	Other	Total	Explanation
TAFP AFTER VETOES									
			EE	0.00	458,783	1,817,231	38,630	2,314,644	
			Total	0.00	458,783	1,817,231	38,630	2,314,644	
DEPARTMENT CORE ADJUSTMENTS									
Core Reallocation	1175	1034	EE	0.00	0	(3,566)	0	(3,566)	Reallocation to align budget based on need.
Core Reallocation	1175	2486	EE	0.00	0	(62)	0	(62)	Reallocation to align budget based on need.
Core Reallocation	1175	1035	EE	0.00	0	11,666	0	11,666	Reallocation to align budget based on need.
Core Reallocation	1197	6923	EE	0.00	0	0	(19)	(19)	Reallocation to align budget based on need.
Core Reallocation	1197	2478	EE	0.00	0	0	(43)	(43)	Reallocation to align budget based on need.
			NET DEPARTMENT CHANGES	0.00	0	8,038	(62)	7,976	
DEPARTMENT CORE REQUEST									
			EE	0.00	458,783	1,825,269	38,568	2,322,620	
			Total	0.00	458,783	1,825,269	38,568	2,322,620	
GOVERNOR'S RECOMMENDED CORE									
			EE	0.00	458,783	1,825,269	38,568	2,322,620	
			Total	0.00	458,783	1,825,269	38,568	2,322,620	

CORE RECONCILIATION DETAIL

STATE
DESE STATE OWNED

5. CORE RECONCILIATION DETAIL

		Budget Class	FTE	GR	Federal	Other	Total	Explanation
TAFP AFTER VETOES								
		EE	0.00	341,235	1,394,681	0	1,735,916	
		Total	0.00	341,235	1,394,681	0	1,735,916	
DEPARTMENT CORE ADJUSTMENTS								
Core Reallocation	1212 7661	EE	0.00	0	(3,216)	0	(3,216)	Reallocation to align budget based on need.
Core Reallocation	1212 7660	EE	0.00	0	36,494	0	36,494	Reallocation to align budget based on need.
Core Reallocation	1226 7659	EE	0.00	5,000	0	0	5,000	Reallocation to align budget based on need.
		NET DEPARTMENT CHANGES	0.00	5,000	33,278	0	38,278	
DEPARTMENT CORE REQUEST								
		EE	0.00	346,235	1,427,959	0	1,774,194	
		Total	0.00	346,235	1,427,959	0	1,774,194	
GOVERNOR'S RECOMMENDED CORE								
		EE	0.00	346,235	1,427,959	0	1,774,194	
		Total	0.00	346,235	1,427,959	0	1,774,194	

CORE RECONCILIATION DETAIL

STATE
DESE INSTITUTIONAL

5. CORE RECONCILIATION DETAIL

	Budget Class	FTE	GR	Federal	Other	Total	Explanation
TAFP AFTER VETOES							
	EE	0.00	4,310,302	0	0	4,310,302	
	Total	0.00	4,310,302	0	0	4,310,302	
DEPARTMENT CORE ADJUSTMENTS							
Core Reallocation	1258 7663	EE	0.00	37,602	0	0	37,602
							Reallocation to align budget based on need.
	NET DEPARTMENT CHANGES	0.00	37,602	0	0	37,602	
DEPARTMENT CORE REQUEST							
	EE	0.00	4,347,904	0	0	4,347,904	
	Total	0.00	4,347,904	0	0	4,347,904	
GOVERNOR'S RECOMMENDED CORE							
	EE	0.00	4,347,904	0	0	4,347,904	
	Total	0.00	4,347,904	0	0	4,347,904	

CORE DECISION ITEM

Department: Office of Administration	Budget Unit: 34030C
Division: Ethics Commission	
Core: HB13 Real Estate	HB Section: 13.005

1. CORE FINANCIAL SUMMARY

	FY 2022 Budget Request					FY 2022 Governor's Recommendation			
	GR	Federal	Other	Total		GR	Federal	Other	Total
PS	0	0	0	0	PS	0	0	0	0
EE	110,580	0	0	110,580	EE	0	0	0	0
PSD	0	0	0	0	PSD	0	0	0	0
TRF	0	0	0	0	TRF	0	0	0	0
Total	110,580	0	0	110,580	Total	0	0	0	0
FTE	0.00	0.00	0.00	0.00	FTE	0.00	0.00	0.00	0.00

Est. Fringe	0	0	0	0
--------------------	---	---	---	---

Note: Fringes budgeted in House Bill 5 except for certain fringes budgeted directly to MoDOT, Highway Patrol, and Conservation.

Est. Fringe	0	0	0	0
--------------------	---	---	---	---

Note: Fringes budgeted in House Bill 5 except for certain fringes budgeted directly to MoDOT, Highway Patrol, and Conservation.

Other Funds: N/A

Other Funds: N/A

2. CORE DESCRIPTION

The Division of Facilities Management, Design & Construction (FMDC) is responsible for the oversight and management of one (1) lease contract for approximately seven thousand (7,000) sq. ft. of leased space on behalf of the Ethics Commission.

	FY 2022 Budget Request					FY 2022 Governor's Recommendation			
	GR	Federal	Other	Total		GR	Federal	Other	Total
Leasing	\$110,580	\$0	\$0	\$110,580	Leasing		\$0	\$0	\$0
Total	\$110,580	\$0	\$0	\$110,580	Total	\$0	\$0	\$0	\$0

3. PROGRAM LISTING (list programs included in this core funding)

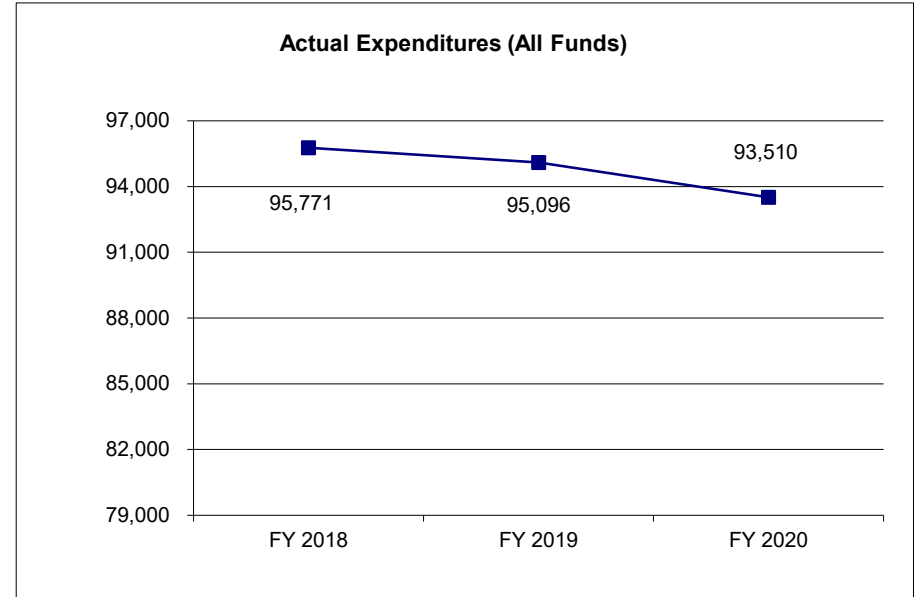
N/A

CORE DECISION ITEM

Department: Office of Administration	Budget Unit: 34030C
Division: Ethics Commission	
Core: HB13 Real Estate	HB Section: 13.005

4. FINANCIAL HISTORY

	FY 2018 Actual	FY 2019 Actual	FY 2020 Actual	FY 2021 Current Yr.
Appropriation (All Funds)	99,181	102,142	105,966	110,580
Less Reverted (All Funds)	0	(3,064)	(3,179)	(3,317)
Less Restricted (All Funds)*	0	0	0	0
Budget Authority (All Funds)	99,181	99,078	102,787	107,263
Actual Expenditures (All Funds)	95,771	95,096	93,510	N/A
Unexpended (All Funds)	3,410	3,982	9,277	0
Unexpended, by Fund:				
General Revenue	3,410	3,982	9,277	N/A
Federal	0	0	0	N/A
Other	0	0	0	N/A



*Restricted amount is as of _____.

Reverted includes the statutory three-percent reserve amount (when applicable).

Restricted includes any Governor's Expenditure Restrictions which remained at the end of the fiscal year (when applicable).

NOTES:

Expenditures by HB Section:		FY 2018 Actual	FY 2019 Actual	FY 2020 Actual
13.005	Leasing	95,771	95,096	93,510
13.010	State-Owned	0	0	0
13.015	Institutional	0	0	0
	Total	95,771	95,096	93,510

CORE RECONCILIATION DETAIL

STATE
ETHICS COMMISSION LEASING

5. CORE RECONCILIATION DETAIL

	Budget Class	FTE	GR	Federal	Other	Total	Explanation
TAFP AFTER VETOES							
	EE	0.00	110,580	0	0	110,580	
	Total	0.00	110,580	0	0	110,580	
DEPARTMENT CORE REQUEST							
	EE	0.00	110,580	0	0	110,580	
	Total	0.00	110,580	0	0	110,580	
GOVERNOR'S RECOMMENDED CORE							
	EE	0.00	110,580	0	0	110,580	
	Total	0.00	110,580	0	0	110,580	

CORE DECISION ITEM

Department: Public Safety	Budget Unit: 34240C & 34232C
Division: Gaming Commission	
Core: HB13 Real Estate	HB Section: 13.005 & 13.010

1. CORE FINANCIAL SUMMARY

	FY 2022 Budget Request			
	GR	Federal	Other	Total
PS	0	0	0	0
EE	0	0	500,263	500,263
PSD	0	0	0	0
TRF	0	0	0	0
Total	0	0	500,263	500,263
FTE	0.00	0.00	0.00	0.00

	FY 2022 Governor's Recommendation			
	GR	Federal	Other	Total
PS	0	0	0	0
EE	0	0	0	0
PSD	0	0	0	0
TRF	0	0	0	0
Total	0	0	0	0
FTE	0.00	0.00	0.00	0.00

Est. Fringe	0	0	0	0
--------------------	---	---	---	---

Note: Fringes budgeted in House Bill 5 except for certain fringes budgeted directly to MoDOT, Highway Patrol, and Conservation.

Est. Fringe	0	0	0	0
--------------------	---	---	---	---

Note: Fringes budgeted in House Bill 5 except for certain fringes budgeted directly to MoDOT, Highway Patrol, and Conservation.

Other Funds: See Fund Summary.

Other Funds: See Fund Summary.

2. CORE DESCRIPTION

The Division of Facilities Management, Design & Construction (FMDC) is responsible for the oversight and management of two (2) lease contracts, totaling approximately thirty-one thousand (31,000) sq. ft. and approximately five thousand eight hundred (5,800) sq. ft. of state-owned space on behalf of the Gaming Commission.

	FY 2022 Budget Request			
	GR	Federal	Other	Total
Leasing	\$0	\$0	\$421,426	\$421,426
State-Owned	\$0	\$0	\$78,837	\$78,837
Total	\$0	\$0	\$500,263	\$500,263

	FY 2022 Governor's Recommendation			
	GR	Federal	Other	Total
Leasing	\$0	\$0		\$0
State-Owned	\$0	\$0		\$0
Total	\$0	\$0	\$0	\$0

3. PROGRAM LISTING (list programs included in this core funding)

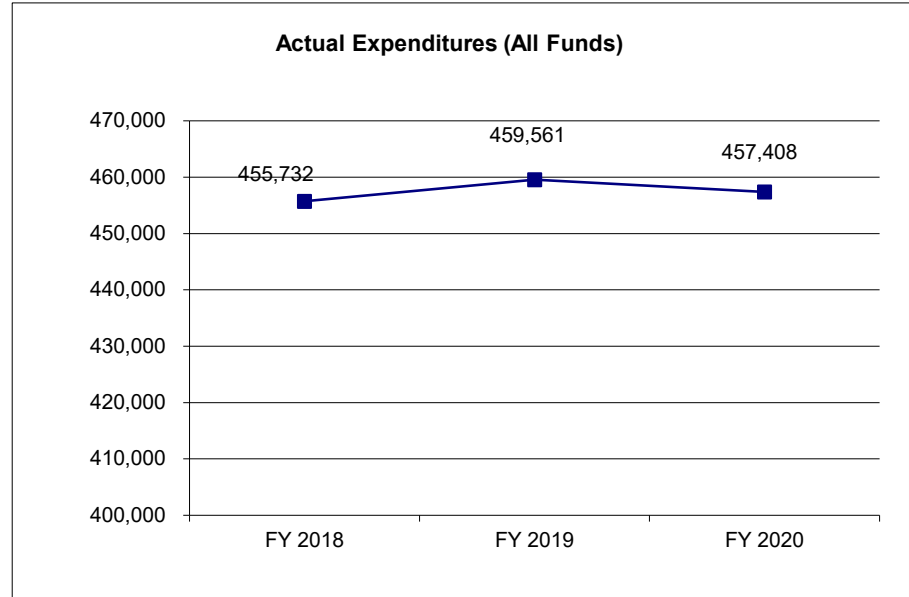
N/A

CORE DECISION ITEM

Department: Public Safety	Budget Unit: 34240C & 34232C
Division: Gaming Commission	
Core: HB13 Real Estate	HB Section: 13.005 & 13.010

4. FINANCIAL HISTORY

	FY 2018 Actual	FY 2019 Actual	FY 2020 Actual	FY 2021 Current Yr.
Appropriation (All Funds)	465,488	471,820	485,383	500,263
Less Reverted (All Funds)	0	0	0	0
Less Restricted (All Funds)*	0	0	0	0
Budget Authority (All Funds)	465,488	471,820	485,383	500,263
Actual Expenditures (All Funds)	455,732	459,561	457,408	N/A
Unexpended (All Funds)	9,756	12,259	27,975	0
Unexpended, by Fund:				
General Revenue	0	0	0	N/A
Federal	0	0	0	N/A
Other	9,756	12,259	27,975	N/A



*Restricted amount is as of _____.

Reverted includes the statutory three-percent reserve amount (when applicable).

Restricted includes any Governor's Expenditure Restrictions which remained at the end of the fiscal year (when applicable).

NOTES:

Expenditures by HB Section:		FY 2018 Actual	FY 2019 Actual	FY 2020 Actual
13.005	Leasing	379,682	381,143	388,139
13.010	State-Owned	76,050	78,418	69,269
13.015	Institutional	0	0	0
	Total	455,732	459,561	457,408

CORE RECONCILIATION DETAIL

STATE
GAMING COMMISSION LEASING

5. CORE RECONCILIATION DETAIL

	Budget Class	FTE	GR	Federal	Other	Total	Explanation
TAFP AFTER VETOES							
	EE	0.00	0	0	421,426	421,426	
	Total	0.00	0	0	421,426	421,426	
DEPARTMENT CORE ADJUSTMENTS							
Core Reallocation	1200 3198 EE	0.00	0	0	(643)	(643)	Reallocation to align budget based on need.
NET DEPARTMENT CHANGES		0.00	0	0	(643)	(643)	
DEPARTMENT CORE REQUEST							
	EE	0.00	0	0	420,783	420,783	
	Total	0.00	0	0	420,783	420,783	
GOVERNOR'S RECOMMENDED CORE							
	EE	0.00	0	0	420,783	420,783	
	Total	0.00	0	0	420,783	420,783	

CORE RECONCILIATION DETAIL

**STATE
GAMING COMMISSION STATE OWNED**

5. CORE RECONCILIATION DETAIL

	Budget Class	FTE	GR	Federal	Other	Total	Explanation
TAFP AFTER VETOES							
	EE	0.00	0	0	78,837	78,837	
	Total	0.00	0	0	78,837	78,837	
DEPARTMENT CORE ADJUSTMENTS							
Core Reallocation	1249 7883	EE	0.00	0	(1,078)	(1,078)	Reallocation to align budget based on need.
NET DEPARTMENT CHANGES			0.00	0	0	(1,078)	(1,078)
DEPARTMENT CORE REQUEST							
	EE	0.00	0	0	77,759	77,759	
	Total	0.00	0	0	77,759	77,759	
GOVERNOR'S RECOMMENDED CORE							
	EE	0.00	0	0	77,759	77,759	
	Total	0.00	0	0	77,759	77,759	

CORE DECISION ITEM

Department: Office of the Governor	Budget Unit: 34394C
Division:	
Core: HB13 Real Estate	HB Section: 13.010

1. CORE FINANCIAL SUMMARY

	FY 2022 Budget Request			
	GR	Federal	Other	Total
PS	0	0	0	0
EE	496,432	0	0	496,432
PSD	0	0	0	0
TRF	0	0	0	0
Total	496,432	0	0	496,432
FTE	0.00	0.00	0.00	0.00

	FY 2022 Governor's Recommendation			
	GR	Federal	Other	Total
PS	0	0	0	0
EE	0	0	0	0
PSD	0	0	0	0
TRF	0	0	0	0
Total	0	0	0	0
FTE	0.00	0.00	0.00	0.00

Est. Fringe	0	0	0	0
--------------------	---	---	---	---

Note: Fringes budgeted in House Bill 5 except for certain fringes budgeted directly to MoDOT, Highway Patrol, and Conservation.

Est. Fringe	0	0	0	0
--------------------	---	---	---	---

Note: Fringes budgeted in House Bill 5 except for certain fringes budgeted directly to MoDOT, Highway Patrol, and Conservation.

Other Funds: N/A

Other Funds: N/A

2. CORE DESCRIPTION

The Division of Facilities Management, Design & Construction (FMDC) is responsible for the oversight and management of approximately forty-two thousand (42,000) sq. ft. of state-owned property on behalf of the Governor's Office.

	FY 2022 Budget Request			
	GR	Federal	Other	Total
State-Owned	\$496,432	\$0	\$0	\$496,432
Total	\$496,432	\$0	\$0	\$496,432

	FY 2022 Governor's Recommendation			
	GR	Federal	Other	Total
State-Owned	\$0	\$0	\$0	\$0
Total	\$0	\$0	\$0	\$0

3. PROGRAM LISTING (list programs included in this core funding)

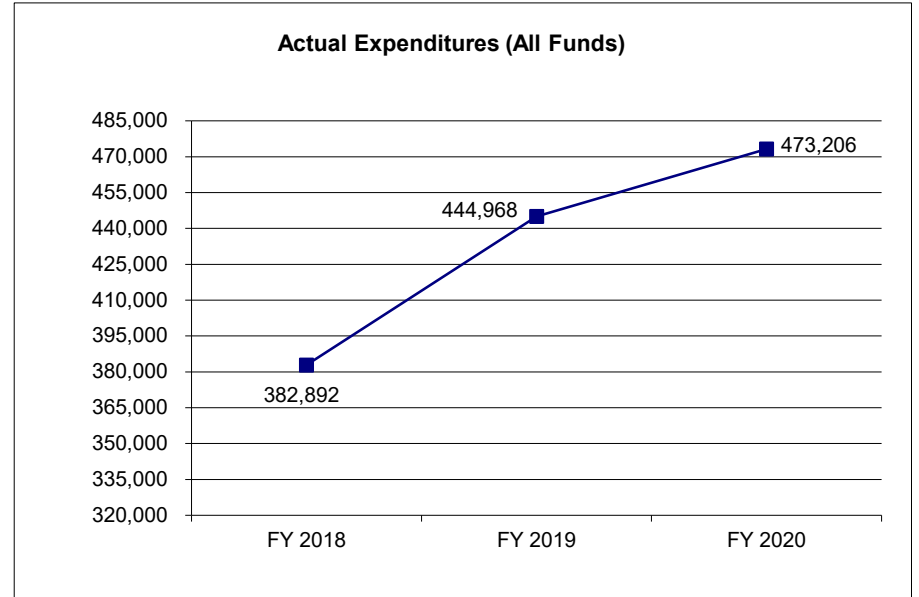
N/A

CORE DECISION ITEM

Department: Office of the Governor	Budget Unit: 34394C
Division:	
Core: HB13 Real Estate	HB Section: 13.010

4. FINANCIAL HISTORY

	FY 2018 Actual	FY 2019 Actual	FY 2020 Actual	FY 2021 Current Yr.
Appropriation (All Funds)	387,455	433,352	473,206	496,432
Less Reverted (All Funds)	0	0	0	0
Less Restricted (All Funds)*	0	0	0	0
Budget Authority (All Funds)	387,455	433,352	473,206	496,432
Actual Expenditures (All Funds)	382,892	444,968	473,206	N/A
Unexpended (All Funds)	4,563	(11,616)	0	0
Unexpended, by Fund:				
General Revenue	4,563	(11,616)	0	N/A
Federal	0	0	0	N/A
Other	0	0	0	N/A



*Restricted amount is as of _____.

Reverted includes the statutory three-percent reserve amount (when applicable).

Restricted includes any Governor's Expenditure Restrictions which remained at the end of the fiscal year (when applicable).

NOTES:

Expenditures by HB Section:		FY 2018 Actual	FY 2019 Actual	FY 2020 Actual
13.005	Leasing	0	0	0
13.010	State-Owned	382,892	444,968	473,206
13.015	Institutional	0	0	0
	Total	382,892	444,968	473,206

CORE RECONCILIATION DETAIL

STATE
GOVERNORS OFFICE ST OWNED

5. CORE RECONCILIATION DETAIL

	Budget Class	FTE	GR	Federal	Other	Total	Explanation
TAFP AFTER VETOES							
	EE	0.00	496,432	0	0	496,432	
	Total	0.00	496,432	0	0	496,432	
DEPARTMENT CORE ADJUSTMENTS							
Core Reallocation	1229 2662 EE	0.00	10,000	0	0	10,000	Reallocation to align budget based on need.
	NET DEPARTMENT CHANGES	0.00	10,000	0	0	10,000	
DEPARTMENT CORE REQUEST							
	EE	0.00	506,432	0	0	506,432	
	Total	0.00	506,432	0	0	506,432	
GOVERNOR'S RECOMMENDED CORE							
	EE	0.00	506,432	0	0	506,432	
	Total	0.00	506,432	0	0	506,432	

CORE DECISION ITEM

Department: Health and Senior Services	Budget Unit: 34363C, 34277C, & 34280C
Division:	
Core: HB13 Real Estate	HB Section: 13.005, 13.010, & 13.015

1. CORE FINANCIAL SUMMARY

	FY 2022 Budget Request			
	GR	Federal	Other	Total
PS	0	0	0	0
EE	2,618,701	3,026,274	0	5,644,975
PSD	0	0	0	0
TRF	0	0	0	0
Total	2,618,701	3,026,274	0	5,644,975
FTE	0.00	0.00	0.00	0.00

	FY 2022 Governor's Recommendation			
	GR	Federal	Other	Total
PS	0	0	0	0
EE	0	0	0	0
PSD	0	0	0	0
TRF	0	0	0	0
Total	0	0	0	0
FTE	0.00	0.00	0.00	0.00

Est. Fringe	0	0	0	0
--------------------	---	---	---	---

Note: Fringes budgeted in House Bill 5 except for certain fringes budgeted directly to MoDOT, Highway Patrol, and Conservation.

Est. Fringe	0	0	0	0
--------------------	---	---	---	---

Note: Fringes budgeted in House Bill 5 except for certain fringes budgeted directly to MoDOT, Highway Patrol, and Conservation.

Other Funds: N/A

Other Funds: N/A

2. CORE DESCRIPTION

The Division of Facilities Management, Design & Construction (FMDC) is responsible for the oversight and management of approximately ninety-three (93) lease contracts, totaling approximately two hundred eighty-four thousand (284,000) sq. ft., approximately one hundred seventy-six thousand (176,000) sq. ft. of state-owned space and approximately three thousand five hundred (3,500) sq. ft. of institutional space on behalf of the Department of Health & Senior Services.

	FY 2022 Budget Request			
	GR	Federal	Other	Total
Leasing	\$1,689,718	\$1,952,705	\$0	\$3,642,423
State-Owned	\$919,648	\$1,062,780	\$0	\$1,982,428
Institutional	\$9,335	\$10,789	\$0	\$20,124
Total	\$2,618,701	\$3,026,274	\$0	\$5,644,975

	FY 2022 Governor's Recommendation			
	GR	Federal	Other	Total
Leasing	\$0	\$0	\$0	\$0
State-Owned	\$0	\$0	\$0	\$0
Institutional	\$0	\$0	\$0	\$0
Total	\$0	\$0	\$0	\$0

3. PROGRAM LISTING (list programs included in this core funding)

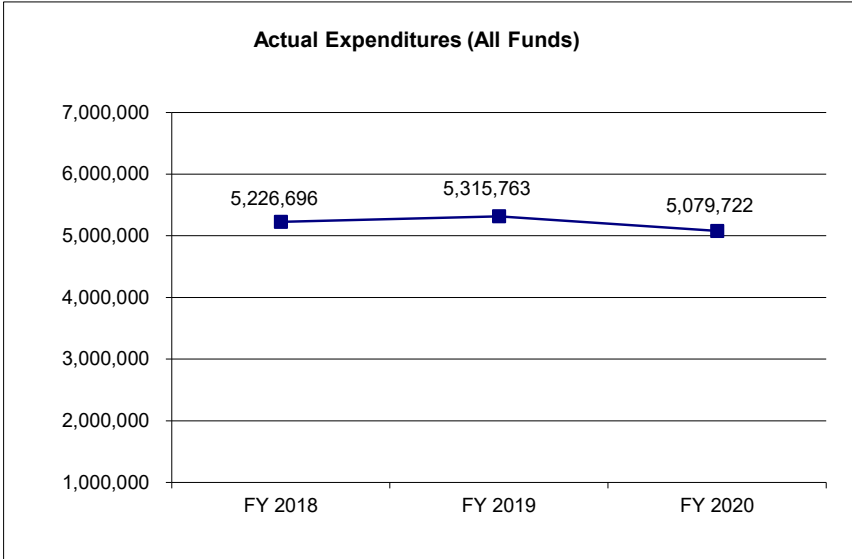
N/A

CORE DECISION ITEM

Department: Health and Senior Services	Budget Unit: 34363C, 34277C, & 34280C
Division:	
Core: HB13 Real Estate	HB Section: 13.005, 13.010, & 13.015

4. FINANCIAL HISTORY

	FY 2018 Actual	FY 2019 Actual	FY 2020 Actual	FY 2020 Current Yr.
Appropriation (All Funds)	5,283,415	5,763,937	5,467,981	5,644,975
Less Reverted (All Funds)	(304)	(80,217)	(76,098)	(78,561)
Less Restricted (All Funds)*	0	0	0	0
Budget Authority (All Funds)	5,283,111	5,683,720	5,391,883	5,566,414
Actual Expenditures (All Funds)	5,226,696	5,315,763	5,079,722	N/A
Unexpended (All Funds)	56,415	367,957	312,161	0
Unexpended, by Fund:				
General Revenue	13,045	137,643	112,580	N/A
Federal	43,370	230,314	199,581	N/A
Other	0	0	0	N/A



*Restricted amount is as of _____.

Reverted includes the statutory three-percent reserve amount (when applicable).

Restricted includes any Governor's Expenditure Restrictions which remained at the end of the fiscal year (when applicable).

NOTES:

Expenditures by HB Section:		FY 2018 Actual	FY 2019 Actual	FY 2020 Actual
13.005	Leasing	3,569,806	3,615,817	3,281,272
13.010	State-Owned	1,635,336	1,677,016	1,778,606
13.015	Institutional	21,554	22,930	19,844
	Total	5,226,696	5,315,763	5,079,722

CORE RECONCILIATION DETAIL

STATE
HEALTH LEASING

5. CORE RECONCILIATION DETAIL

	Budget Class	FTE	GR	Federal	Other	Total	Explanation
TAFP AFTER VETOES							
	EE	0.00	1,689,718	1,952,705	0	3,642,423	
	Total	0.00	1,689,718	1,952,705	0	3,642,423	
DEPARTMENT CORE ADJUSTMENTS							
Core Reallocation	1178 4182	EE	0.00	0	(46,707)	0	(46,707) Reallocation to align budget based on need.
NET DEPARTMENT CHANGES			0.00	0	(46,707)	0	(46,707)
DEPARTMENT CORE REQUEST							
	EE	0.00	1,689,718	1,905,998	0	3,595,716	
	Total	0.00	1,689,718	1,905,998	0	3,595,716	
GOVERNOR'S RECOMMENDED CORE							
	EE	0.00	1,689,718	1,905,998	0	3,595,716	
	Total	0.00	1,689,718	1,905,998	0	3,595,716	

CORE RECONCILIATION DETAIL

STATE
HEALTH STATE OWNED

5. CORE RECONCILIATION DETAIL

		Budget Class	FTE	GR	Federal	Other	Total	Explanation
TAFP AFTER VETOES								
		EE	0.00	919,648	1,062,780	0	1,982,428	
		Total	0.00	919,648	1,062,780	0	1,982,428	
DEPARTMENT CORE ADJUSTMENTS								
Core Reallocation	1215 7758	EE	0.00	0	(16,404)	0	(16,404)	Reallocation to align budget based on need.
Core Reallocation	1230 7757	EE	0.00	(14,195)	0	0	(14,195)	Reallocation to align budget based on need.
		NET DEPARTMENT CHANGES	0.00	(14,195)	(16,404)	0	(30,599)	
DEPARTMENT CORE REQUEST								
		EE	0.00	905,453	1,046,376	0	1,951,829	
		Total	0.00	905,453	1,046,376	0	1,951,829	
GOVERNOR'S RECOMMENDED CORE								
		EE	0.00	905,453	1,046,376	0	1,951,829	
		Total	0.00	905,453	1,046,376	0	1,951,829	

CORE RECONCILIATION DETAIL

STATE
DEPT OF HEALTH & SEN - INSTIT

5. CORE RECONCILIATION DETAIL

	Budget Class	FTE	GR	Federal	Other	Total	Explanation
TAFP AFTER VETOES							
	EE	0.00	9,335	10,789	0	20,124	
	Total	0.00	9,335	10,789	0	20,124	
DEPARTMENT CORE REQUEST							
	EE	0.00	9,335	10,789	0	20,124	
	Total	0.00	9,335	10,789	0	20,124	
GOVERNOR'S RECOMMENDED CORE							
	EE	0.00	9,335	10,789	0	20,124	
	Total	0.00	9,335	10,789	0	20,124	

CORE DECISION ITEM

Department: Higher Education and Workforce Development	Budget Unit: 33818C & 33825C
Division:	
Core: HB13 Real Estate	HB Section: 13.010

1. CORE FINANCIAL SUMMARY

	FY 2022 Budget Request					FY 2022 Governor's Recommendation			
	GR	Federal	Other	Total		GR	Federal	Other	Total
PS	0	0	0	0	PS	0	0	0	0
EE	164,394	1,803,163	231,266	2,198,823	EE	0	0	0	0
PSD	0	0	0	0	PSD	0	0	0	0
TRF	0	0	0	0	TRF	0	0	0	0
Total	164,394	1,803,163	231,266	2,198,823	Total	0	0	0	0
FTE	0.00	0.00	0.00	0.00	FTE	0.00	0.00	0.00	0.00

Est. Fringe	0	0	0	0
--------------------	---	---	---	---

Note: Fringes budgeted in House Bill 5 except for certain fringes budgeted directly to MoDOT, Highway Patrol, and Conservation.

Est. Fringe	0	0	0	0
--------------------	---	---	---	---

Note: Fringes budgeted in House Bill 5 except for certain fringes budgeted directly to MoDOT, Highway Patrol, and Conservation.

Other Funds: N/A

Other Funds: N/A

2. CORE DESCRIPTION

The Division of Facilities Management, Design & Construction (FMDC) is responsible for the oversight and management of approximately twenty-three (23) lease contracts, totaling approximately one hundred two thousand (102,000) sq. ft., and approximately eighty-seven thousand (87,000) sq. ft. of state-owned property on behalf of the Department of Higher Education.

	FY 2022 Budget Request					FY 2022 Governor's Recommendation			
	GR	Federal	Other	Total		GR	Federal	Other	Total
Leasing	\$0	\$1,332,706	\$231,266	\$1,563,972	Leasing	\$0	\$0	\$0	\$0
State-Owned	\$164,394	\$470,457	\$0	\$634,851	State-Owned	\$0	\$0	\$0	\$0
Total	\$164,394	\$1,803,163	\$231,266	\$2,198,823	Total	\$0	\$0	\$0	\$0

3. PROGRAM LISTING (list programs included in this core funding)

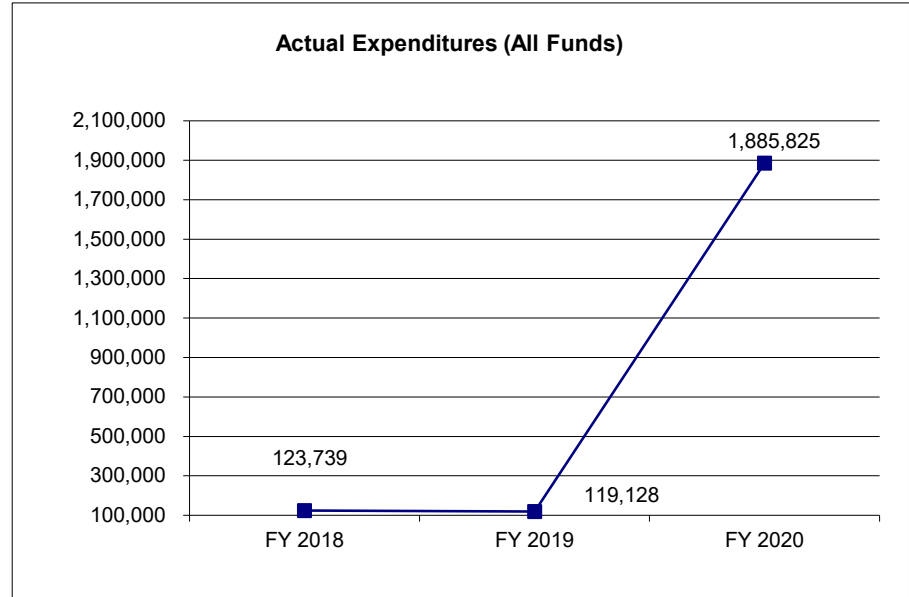
N/A

CORE DECISION ITEM

Department: Higher Education and Workforce Development	Budget Unit: 33818C & 33825C
Division:	
Core: HB13 Real Estate	HB Section: 13.010

4. FINANCIAL HISTORY

	FY 2018 Actual	FY 2019 Actual	FY 2020 Actual	FY 2021 Current Yr.
Appropriation (All Funds)	123,739	119,011	2,385,295	2,198,823
Less Reverted (All Funds)	0	(3,570)	(3,793)	(4,932)
Less Restricted (All Funds)*	0	0	0	0
Budget Authority (All Funds)	123,739	115,441	2,381,502	2,193,891
Actual Expenditures (All Funds)	123,739	119,128	1,885,825	N/A
Unexpended (All Funds)	0	(3,687)	495,677	0
Unexpended, by Fund:				
General Revenue	0	(3,687)	0	N/A
Federal	0	0	495,677	N/A
Other	0	0	0	N/A
			(1)	



*Restricted amount is as of _____.

Reverted includes the statutory three-percent reserve amount (when applicable).

Restricted includes any Governor's Expenditure Restrictions which remained at the end of the fiscal year (when applicable).

NOTES: (1) - Increase due to Executive Order 19-01, 19-02 and 19-03.

Expenditures by HB Section:		FY 2017 Actual	FY 2018 Actual	FY 2019 Actual
13.005	Leasing	0	0	0
13.010	State-Owned	110,678	123,739	119,128
13.015	Institutional	0	0	0
	Total	110,678	123,739	119,128

CORE RECONCILIATION DETAIL

STATE
HIGHER EDUCATION LEASING

5. CORE RECONCILIATION DETAIL

	Budget Class	FTE	GR	Federal	Other	Total	Explanation
TAFP AFTER VETOES							
	EE	0.00	0	1,332,706	231,266	1,563,972	
	Total	0.00	0	1,332,706	231,266	1,563,972	
DEPARTMENT CORE ADJUSTMENTS							
Core Reallocation	1179 5620	EE	0.00	0	(32,907)	0	(32,907) Reallocation to align budget based on need.
Core Reallocation	1201 5621	EE	0.00	0	0	(33,546)	(33,546) Reallocation to align budget based on need.
NET DEPARTMENT CHANGES			0.00	0	(32,907)	(33,546)	(66,453)
DEPARTMENT CORE REQUEST							
	EE	0.00	0	1,299,799	197,720	1,497,519	
	Total	0.00	0	1,299,799	197,720	1,497,519	
GOVERNOR'S RECOMMENDED CORE							
	EE	0.00	0	1,299,799	197,720	1,497,519	
	Total	0.00	0	1,299,799	197,720	1,497,519	

CORE RECONCILIATION DETAIL

STATE
DHEWD STATE OWNED

5. CORE RECONCILIATION DETAIL

		Budget Class	FTE	GR	Federal	Other	Total	Explanation
TAFP AFTER VETOES								
		EE	0.00	164,394	470,457	0	634,851	
		Total	0.00	164,394	470,457	0	634,851	
DEPARTMENT CORE ADJUSTMENTS								
Core Reallocation	1216 5622	EE	0.00	0	22,882	0	22,882	Reallocation to align budget based on need.
Core Reallocation	1231 7877	EE	0.00	15,000	0	0	15,000	Reallocation to align budget based on need.
		NET DEPARTMENT CHANGES	0.00	15,000	22,882	0	37,882	
DEPARTMENT CORE REQUEST								
		EE	0.00	179,394	493,339	0	672,733	
		Total	0.00	179,394	493,339	0	672,733	
GOVERNOR'S RECOMMENDED CORE								
		EE	0.00	179,394	493,339	0	672,733	
		Total	0.00	179,394	493,339	0	672,733	

CORE DECISION ITEM

Department: Public Safety	Budget Unit: 34223C, 34228C & 34231C
Division: Missouri State Highway Patrol	
Core: HB13 Real Estate	HB Section: 13.005, 13.010 & 13.015

1. CORE FINANCIAL SUMMARY

FY 2022 Budget Request					FY 2022 Governor's Recommendation				
	GR	Federal	Other	Total		GR	Federal	Other	Total
PS	0	0	0	0	PS	0	0	0	0
EE	716,949	8,244	3,117,501	3,842,694	EE	0	0	0	0
PSD	0	0	0	0	PSD	0	0	0	0
TRF	0	0	0	0	TRF	0	0	0	0
Total	716,949	8,244	3,117,501	3,842,694	Total	0	0	0	0
FTE	0.00	0.00	0.00	0.00	FTE	0.00	0.00	0.00	0.00
Est. Fringe	0	0	0	0	Est. Fringe	0	0	0	0
<i>Note: Fringes budgeted in House Bill 5 except for certain fringes budgeted directly to MoDOT, Highway Patrol, and Conservation.</i>					<i>Note: Fringes budgeted in House Bill 5 except for certain fringes budgeted directly to MoDOT, Highway Patrol, and Conservation.</i>				

Other Funds: See Fund Summary.

Other Funds: See Fund Summary.

2. CORE DESCRIPTION

The Division of Facilities Management, Design & Construction (FMDC) is responsible for the oversight and management of approximately one hundred thirty-two (132) lease contracts, totaling approximately one hundred two thousand (102,000) sq. ft., approximately sixteen thousand (16,000) sq. ft. of state-owned space and approximately five hundred thirty-one thousand (531,000) sq. ft. of institutional space on behalf of the Missouri Highway Patrol.

FY 2022 Budget Request					FY 2022 Governor's Recommendation				
	GR	Federal	Other	Total		GR	Federal	Other	Total
Leasing	\$187,629	\$8,244	\$1,205,398	\$1,401,271	Leasing				\$0
State-Owned	\$0	\$0	\$169,915	\$169,915	State-Owned				\$0
Institutional	\$529,320	\$0	\$1,742,188	\$2,271,508	Institutional				\$0
Total	\$716,949	\$8,244	\$3,117,501	\$3,842,694	Total	\$0	\$0	\$0	\$0

3. PROGRAM LISTING (list programs included in this core funding)

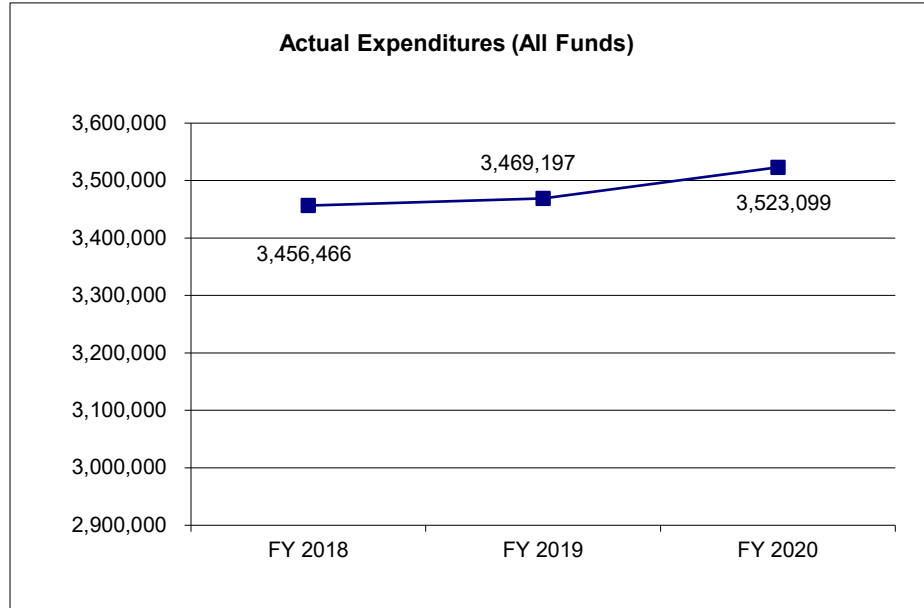
N/A

CORE DECISION ITEM

Department: Public Safety	Budget Unit: 34223C, 34228C & 34231C
Division: Missouri State Highway Patrol	
Core: HB13 Real Estate	HB Section: 13.005, 13.010 & 13.015

4. FINANCIAL HISTORY

	FY 2018 Actual	FY 2019 Actual	FY 2020 Actual	FY 2021 Current Yr.
Appropriation (All Funds)	3,607,534	3,636,164	3,643,537	3,842,694
Less Reverted (All Funds)	(81,637)	(20,423)	(20,914)	(21,509)
Less Restricted (All Funds)*	0	0	0	0
Budget Authority (All Funds)	3,525,897	3,615,741	3,622,623	3,821,185
Actual Expenditures (All Funds)	3,456,466	3,469,197	3,523,099	N/A
Unexpended (All Funds)	69,431	146,544	99,524	0
Unexpended, by Fund:				
General Revenue	16,222	7,323	10,394	N/A
Federal	1,451	(332)	(204)	N/A
Other	51,758	139,553	89,334	N/A



*Restricted amount is as of _____.

Reverted includes the statutory three-percent reserve amount (when applicable).

Restricted includes any Governor's Expenditure Restrictions which remained at the end of the fiscal year (when applicable).

NOTES:

Expenditures by HB Section:		FY 2018 Actual	FY 2019 Actual	FY 2020 Actual
13.005	Leasing	1,189,959	1,179,292	1,202,247
13.010	State-Owned	147,529	152,309	160,210
13.015	Institutional	2,118,978	2,137,596	2,160,642
	Total	3,456,466	3,469,197	3,523,099

CORE RECONCILIATION DETAIL

STATE
STATE HIGHWAY PATROL LEASING

5. CORE RECONCILIATION DETAIL

		Budget Class	FTE	GR	Federal	Other	Total	Explanation
TAFP AFTER VETOES								
		EE	0.00	187,629	8,244	1,205,398	1,401,271	
		Total	0.00	187,629	8,244	1,205,398	1,401,271	
DEPARTMENT CORE ADJUSTMENTS								
Core Reallocation	1184 7879	EE	0.00	0	(11)	0	(11)	Reallocation to align budget based on need.
Core Reallocation	1208 3194	EE	0.00	0	0	5,000	5,000	Reallocation to align budget based on need.
	NET DEPARTMENT CHANGES		0.00	0	(11)	5,000	4,989	
DEPARTMENT CORE REQUEST								
		EE	0.00	187,629	8,233	1,210,398	1,406,260	
		Total	0.00	187,629	8,233	1,210,398	1,406,260	
GOVERNOR'S RECOMMENDED CORE								
		EE	0.00	187,629	8,233	1,210,398	1,406,260	
		Total	0.00	187,629	8,233	1,210,398	1,406,260	

CORE RECONCILIATION DETAIL

STATE
DPS HP STATE OWNED

5. CORE RECONCILIATION DETAIL

	Budget Class	FTE	GR	Federal	Other	Total	Explanation
TAFP AFTER VETOES							
	EE	0.00	0	0	169,915	169,915	
	Total	0.00	0	0	169,915	169,915	
DEPARTMENT CORE ADJUSTMENTS							
Core Reallocation	1248 7740	EE	0.00	0	0	4,355	4,355 Reallocation to align budget based on need.
NET DEPARTMENT CHANGES			0.00	0	0	4,355	4,355
DEPARTMENT CORE REQUEST							
	EE	0.00	0	0	174,270	174,270	
	Total	0.00	0	0	174,270	174,270	
GOVERNOR'S RECOMMENDED CORE							
	EE	0.00	0	0	174,270	174,270	
	Total	0.00	0	0	174,270	174,270	

CORE RECONCILIATION DETAIL

STATE
DPS-SHP INSTITUTIONAL

5. CORE RECONCILIATION DETAIL

	Budget Class	FTE	GR	Federal	Other	Total	Explanation
TAFP AFTER VETOES							
	EE	0.00	529,320	0	1,742,188	2,271,508	
	Total	0.00	529,320	0	1,742,188	2,271,508	
DEPARTMENT CORE REQUEST							
	EE	0.00	529,320	0	1,742,188	2,271,508	
	Total	0.00	529,320	0	1,742,188	2,271,508	
GOVERNOR'S RECOMMENDED CORE							
	EE	0.00	529,320	0	1,742,188	2,271,508	
	Total	0.00	529,320	0	1,742,188	2,271,508	

CORE DECISION ITEM

Department: Commerce and Insurance	Budget Unit: 34171C & 34172C
Division:	
Core: HB13 Real Estate	HB Section: 13.005 & 13.010

1. CORE FINANCIAL SUMMARY

	FY 2022 Budget Request					FY 2022 Governor's Recommendation			
	GR	Federal	Other	Total		GR	Federal	Other	Total
PS	0	0	0	0	PS	0	0	0	0
EE	62,559	0	1,969,233	2,031,792	EE	0	0	0	0
PSD	0	0	0	0	PSD	0	0	0	0
TRF	0	0	0	0	TRF	0	0	0	0
Total	62,559	0	1,969,233	2,031,792	Total	0	0	0	0
FTE	0.00	0.00	0.00	0.00	FTE	0.00	0.00	0.00	0.00

Est. Fringe	0	0	0	0
--------------------	---	---	---	---

Note: Fringes budgeted in House Bill 5 except for certain fringes budgeted directly to MoDOT, Highway Patrol, and Conservation.

Est. Fringe	0	0	0	0
--------------------	---	---	---	---

Note: Fringes budgeted in House Bill 5 except for certain fringes budgeted directly to MoDOT, Highway Patrol, and Conservation.

Other Funds: See Fund Summary.

Other Funds: See Fund Summary.

2. CORE DESCRIPTION

The Division of Facilities Management, Design & Construction (FMDC) is responsible for the oversight and management of approximately eleven (11) lease contracts, totaling approximately seventy-six thousand (76,000) sq. ft. and approximately one hundred thirty-eight thousand (138,000) sq. ft. of state-owned space on behalf of the Department of Commerce and Insurance.

	FY 2022 Budget Request					FY 2022 Governor's Recommendation			
	GR	Federal	Other	Total		GR	Federal	Other	Total
Leasing	\$62,559	\$0	\$980,766	\$1,043,325	Leasing	\$0	\$0		\$0
State-Owned	\$0	\$0	\$988,467	\$988,467	State-Owned	\$0	\$0		\$0
Total	\$62,559	\$0	\$1,969,233	\$2,031,792	Total	\$0	\$0	\$0	\$0

3. PROGRAM LISTING (list programs included in this core funding)

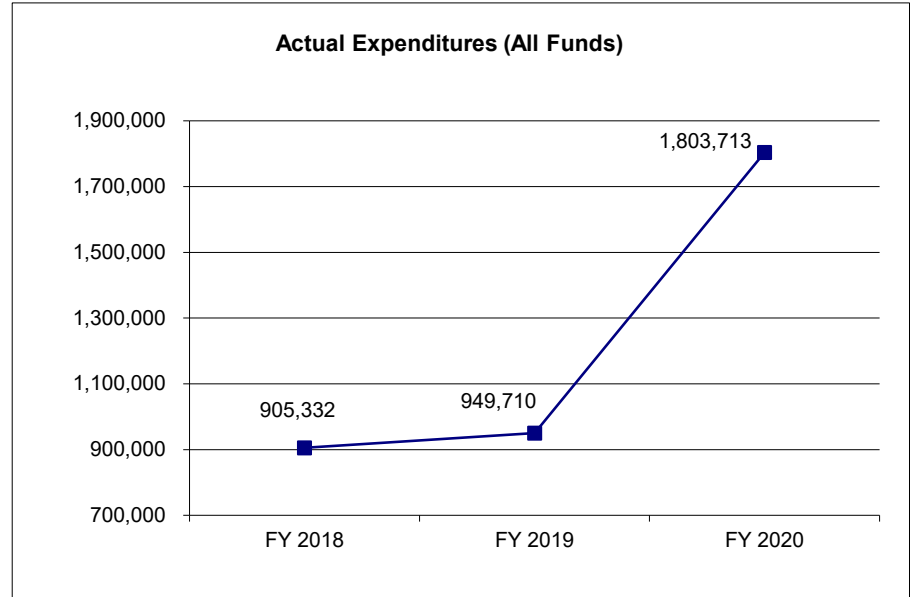
N/A

CORE DECISION ITEM

Department: Commerce and Insurance	Budget Unit: 34171C & 34172C
Division:	
Core: HB13 Real Estate	HB Section: 13.005 & 13.010

4. FINANCIAL HISTORY

	FY 2018 Actual	FY 2019 Actual	FY 2020 Actual	FY 2021 Current Yr.
Appropriation (All Funds)	917,400	954,166	2,046,943	2,048,344
Less Reverted (All Funds)	0	0	0	(1,877)
Less Restricted (All Funds)*	0	0	0	0
Budget Authority (All Funds)	917,400	954,166	2,046,943	2,046,467
Actual Expenditures (All Funds)	905,332	949,710	1,803,713	N/A
Unexpended (All Funds)	12,068	4,456	243,230	0
Unexpended, by Fund:				
General Revenue	0	0	0	N/A
Federal	0	0	0	N/A
Other	12,068	4,456	243,230	N/A
			(1)	



*Restricted amount is as of _____.

Reverted includes the statutory three-percent reserve amount (when applicable).

Restricted includes any Governor's Expenditure Restrictions which remained at the end of the fiscal year (when applicable).

NOTES: (1) - Increase due to Executive Order 19-01, 19-02 and 19-03.

Expenditures by HB Section:		FY 2017 Actual	FY 2018 Actual	FY 2019 Actual
13.005	Leasing	69,373	75,056	833,346
13.010	State-Owned	835,959	874,654	970,367
13.015	Institutional	0	0	0
	Total	905,332	949,710	1,803,713

CORE RECONCILIATION DETAIL

**STATE
INSURANCE LEASING**

5. CORE RECONCILIATION DETAIL

			Budget Class	FTE	GR	Federal	Other	Total	Explanation
TAFP AFTER VETOES									
			EE	0.00	62,577	0	982,423	1,045,000	
			Total	0.00	62,577	0	982,423	1,045,000	
DEPARTMENT CORE ADJUSTMENTS									
Core Reallocation	1187 6059		EE	0.00	9,129	0	0	9,129	Reallocation to align budget based on need.
Core Reallocation	1202 3736		EE	0.00	0	0	(12)	(12)	Reallocation to align budget based on need.
Core Reallocation	1202 3739		EE	0.00	0	0	(6,206)	(6,206)	Reallocation to align budget based on need.
Core Reallocation	1202 5616		EE	0.00	0	0	(18,612)	(18,612)	Reallocation to align budget based on need.
Core Reallocation	1202 5617		EE	0.00	0	0	(33)	(33)	Reallocation to align budget based on need.
Core Reallocation	1202 6082		EE	0.00	0	0	4,500	4,500	Reallocation to align budget based on need.
Core Reallocation	1202 3734		EE	0.00	0	0	(1,276)	(1,276)	Reallocation to align budget based on need.
			NET DEPARTMENT CHANGES	0.00	9,129	0	(21,639)	(12,510)	
DEPARTMENT CORE REQUEST									
			EE	0.00	71,706	0	960,784	1,032,490	
			Total	0.00	71,706	0	960,784	1,032,490	

CORE RECONCILIATION DETAIL

**STATE
INSURANCE LEASING**

5. CORE RECONCILIATION DETAIL

	Budget Class	FTE	GR	Federal	Other	Total	Explanation
GOVERNOR'S RECOMMENDED CORE							
	EE	0.00	71,706	0	960,784	1,032,490	
	Total	0.00	71,706	0	960,784	1,032,490	

CORE RECONCILIATION DETAIL

**STATE
INSURANCE STATE OWNED**

5. CORE RECONCILIATION DETAIL

		Budget Class	FTE	GR	Federal	Other	Total	Explanation
TAFP AFTER VETOES								
		EE	0.00	0	0	1,003,344	1,003,344	
		Total	0.00	0	0	1,003,344	1,003,344	
DEPARTMENT CORE ADJUSTMENTS								
Core Reallocation	1250 7708	EE	0.00	0	0	(6,648)	(6,648)	Reallocation to align budget based on need.
Core Reallocation	1250 7711	EE	0.00	0	0	(1,882)	(1,882)	Reallocation to align budget based on need.
Core Reallocation	1250 7712	EE	0.00	0	0	(1,175)	(1,175)	Reallocation to align budget based on need.
Core Reallocation	1250 5625	EE	0.00	0	0	(1,062)	(1,062)	Reallocation to align budget based on need.
	NET DEPARTMENT CHANGES		0.00	0	0	(10,767)	(10,767)	
DEPARTMENT CORE REQUEST								
		EE	0.00	0	0	992,577	992,577	
		Total	0.00	0	0	992,577	992,577	
GOVERNOR'S RECOMMENDED CORE								
		EE	0.00	0	0	992,577	992,577	
		Total	0.00	0	0	992,577	992,577	

CORE DECISION ITEM

Department: Judiciary	Budget Unit: 34460C & 34461C
Division: Court of Appeals and State Court Administrator	
Core: HB13 Real Estate	HB Section: 13.005 & 13.010

1. CORE FINANCIAL SUMMARY

	FY 2022 Budget Request			
	GR	Federal	Other	Total
PS	0	0	0	0
EE	2,729,168	21,219	134,453	2,884,840
PSD	0	0	0	0
TRF	0	0	0	0
Total	2,729,168	21,219	134,453	2,884,840
FTE	0.00	0.00	0.00	0.00

	FY 2022 Governor's Recommendation			
	GR	Federal	Other	Total
PS	0	0	0	0
EE	0	0	0	0
PSD	0	0	0	0
TRF	0	0	0	0
Total	0	0	0	0
FTE	0.00	0.00	0.00	0.00

Est. Fringe	0	0	0	0
--------------------	---	---	---	---

Note: Fringes budgeted in House Bill 5 except for certain fringes budgeted directly to MoDOT, Highway Patrol, and Conservation.

Est. Fringe	0	0	0	0
--------------------	---	---	---	---

Note: Fringes budgeted in House Bill 5 except for certain fringes budgeted directly to MoDOT, Highway Patrol, and Conservation.

Other Funds: See Fund Summary.

Other Funds: See Fund Summary.

2. CORE DESCRIPTION

The Division of Facilities Management, Design & Construction (FMDC) is responsible for the oversight and management of six (6) lease contracts, totaling approximately one hundred thirty-three thousand (133,000) sq. ft. and approximately forty-six thousand (46,000) sq. ft. of state-owned space on behalf of the Court of Appeals and State Court Administrator.

	FY 2022 Budget Request			
	GR	Federal	Other	Total
Leasing	\$2,511,774	\$21,219	\$134,453	\$2,667,446
State-Owned	\$217,394	\$0	\$0	\$217,394
Total	\$2,729,168	\$21,219	\$134,453	\$2,884,840

	FY 2022 Governor's Recommendation			
	GR	Federal	Other	Total
Leasing				\$0
State-Owned		\$0	\$0	\$0
Total	\$0	\$0	\$0	\$0

3. PROGRAM LISTING (list programs included in this core funding)

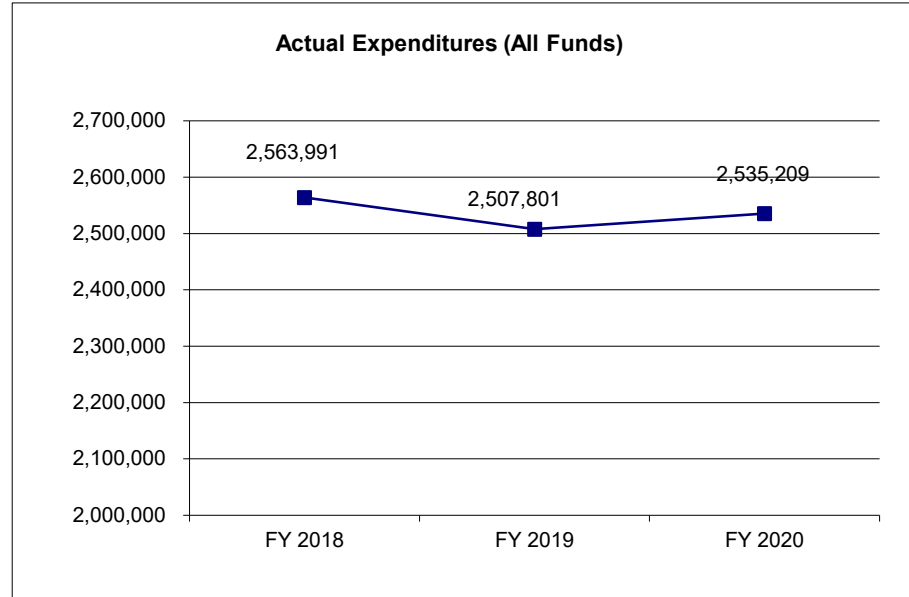
N/A

CORE DECISION ITEM

Department: Judiciary	Budget Unit: 34460C & 34461C
Division: Court of Appeals and State Court Administrator	
Core: HB13 Real Estate	HB Section: 13.005 & 13.010

4. FINANCIAL HISTORY

	FY 2018 Actual	FY 2019 Actual	FY 2020 Actual	FY 2021 Current Yr.
Appropriation (All Funds)	2,744,792	2,755,018	2,927,205	2,884,840
Less Reverted (All Funds)	0	(78,137)	(83,310)	(81,875)
Less Restricted (All Funds)*	0	0	0	0
Budget Authority (All Funds)	2,744,792	2,676,881	2,843,895	2,802,965
Actual Expenditures (All Funds)	2,563,991	2,507,801	2,535,209	N/A
Unexpended (All Funds)	180,801	169,080	308,686	0
Unexpended, by Fund:				
General Revenue	177,005	160,982	296,967	N/A
Federal	780	1,201	2,333	N/A
Other	3,016	6,897	9,386	N/A



*Restricted amount is as of _____.

Reverted includes the statutory three-percent reserve amount (when applicable).

Restricted includes any Governor's Expenditure Restrictions which remained at the end of the fiscal year (when applicable).

NOTES:

Expenditures by HB Section:		FY 2018 Actual	FY 2019 Actual	FY 2020 Actual
13.005	Leasing	2,323,472	2,272,093	2,287,822
13.010	State-Owned	240,519	235,708	247,387
13.015	Institutional	0	0	0
	Total	2,563,991	2,507,801	2,535,209

CORE RECONCILIATION DETAIL

STATE
JUDICIARY LEASING

5. CORE RECONCILIATION DETAIL

		Budget Class	FTE	GR	Federal	Other	Total	Explanation
TAFP AFTER VETOES								
		EE	0.00	2,511,774	21,219	134,453	2,667,446	
		Total	0.00	2,511,774	21,219	134,453	2,667,446	
DEPARTMENT CORE ADJUSTMENTS								
Core Reallocation	1180 6084	EE	0.00	0	(33)	0	(33)	Reallocation to align budget based on need.
Core Reallocation	1188 6083	EE	0.00	6,984	0	0	6,984	Reallocation to align budget based on need.
Core Reallocation	1203 6085	EE	0.00	0	0	(210)	(210)	Reallocation to align budget based on need.
	NET DEPARTMENT CHANGES		0.00	6,984	(33)	(210)	6,741	
DEPARTMENT CORE REQUEST								
		EE	0.00	2,518,758	21,186	134,243	2,674,187	
		Total	0.00	2,518,758	21,186	134,243	2,674,187	
GOVERNOR'S RECOMMENDED CORE								
		EE	0.00	2,518,758	21,186	134,243	2,674,187	
		Total	0.00	2,518,758	21,186	134,243	2,674,187	

CORE RECONCILIATION DETAIL

STATE
JUDICIARY STATE OWNED

5. CORE RECONCILIATION DETAIL

	Budget Class	FTE	GR	Federal	Other	Total	Explanation	
TAFP AFTER VETOES								
	EE	0.00	217,394	0	0	217,394		
	Total	0.00	217,394	0	0	217,394		
DEPARTMENT CORE ADJUSTMENTS								
Core Reallocation	1232 7789	EE	0.00	25,000	0	0	25,000	Reallocation to align budget based on need.
NET DEPARTMENT CHANGES			0.00	25,000	0	0	25,000	
DEPARTMENT CORE REQUEST								
	EE	0.00	242,394	0	0	242,394		
	Total	0.00	242,394	0	0	242,394		
GOVERNOR'S RECOMMENDED CORE								
	EE	0.00	242,394	0	0	242,394		
	Total	0.00	242,394	0	0	242,394		

CORE DECISION ITEM

Department: Labor and Industrial Relations	Budget Unit: 34191C & 34192C
Division:	
Core: HB13 Real Estate	HB Section: 13.005 & 13.010

1. CORE FINANCIAL SUMMARY

	FY 2022 Budget Request			
	GR	Federal	Other	Total
PS	0	0	0	0
EE	70,164	1,530,262	929,679	2,530,105
PSD	0	0	0	0
TRF	0	0	0	0
Total	70,164	1,530,262	929,679	2,530,105
FTE	0.00	0.00	0.00	0.00

	FY 2022 Governor's Recommendation			
	GR	Federal	Other	Total
PS	0	0	0	0
EE	0	0	0	0
PSD	0	0	0	0
TRF	0	0	0	0
Total	0	0	0	0
FTE	0.00	0.00	0.00	0.00

Est. Fringe	0	0	0	0
--------------------	---	---	---	---

Note: Fringes budgeted in House Bill 5 except for certain fringes budgeted directly to MoDOT, Highway Patrol, and Conservation.

Est. Fringe	0	0	0	0
--------------------	---	---	---	---

Note: Fringes budgeted in House Bill 5 except for certain fringes budgeted directly to MoDOT, Highway Patrol, and Conservation.

Other Funds: See Fund Summary.

Other Funds: See Fund Summary.

2. CORE DESCRIPTION

The Division of Facilities Management, Design & Construction (FMDC) is responsible for the oversight and management of approximately fourteen (14) lease contracts, totaling an estimated twenty-seven thousand (27,000) sq. ft. and approximately two hundred fifty-eight thousand (258,000) sq. ft. of state-owned space on behalf of the Department of Labor and Industrial Relations.

	FY 2022 Budget Request			
	GR	Federal	Other	Total
Leasing	\$6,086	\$92,627	\$377,035	\$475,748
State-Owned	\$64,078	\$1,437,635	\$552,644	\$2,054,357
Total	\$70,164	\$1,530,262	\$929,679	\$2,530,105

	FY 2022 Governor's Recommendation			
	GR	Federal	Other	Total
Leasing				\$0
State-Owned				\$0
Total	\$0	\$0	\$0	\$0

3. PROGRAM LISTING (list programs included in this core funding)

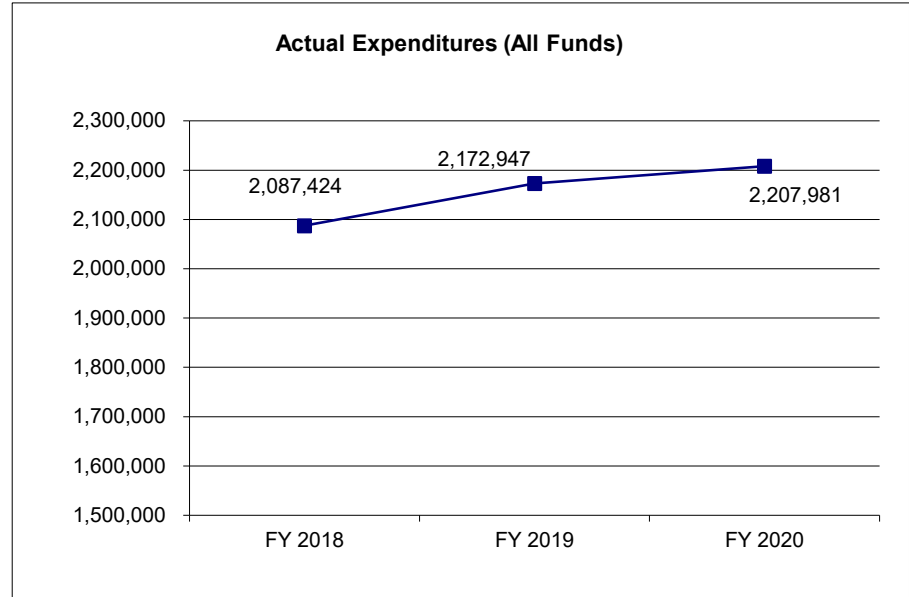
N/A

CORE DECISION ITEM

Department: Labor and Industrial Relations	Budget Unit: 34191C & 34192C
Division:	
Core: HB13 Real Estate	HB Section: 13.005 & 13.010

4. FINANCIAL HISTORY

	FY 2018 Actual	FY 2019 Actual	FY 2020 Actual	FY 2021 Current Yr.
Appropriation (All Funds)	2,126,224	2,222,953	2,296,270	2,530,105
Less Reverted (All Funds)	(174)	(1,705)	(1,872)	(2,105)
Less Restricted (All Funds)*	0	0	0	0
Budget Authority (All Funds)	2,126,050	2,221,248	2,294,398	2,528,000
Actual Expenditures (All Funds)	2,087,424	2,172,947	2,207,981	N/A
Unexpended (All Funds)	38,626	48,301	86,417	0
Unexpended, by Fund:				
General Revenue	(2,453)	165	190	N/A
Federal	32,467	13,248	40,367	N/A
Other	8,612	34,888	45,860	N/A



*Restricted amount is as of _____.

Reverted includes the statutory three-percent reserve amount (when applicable).

Restricted includes any Governor's Expenditure Restrictions which remained at the end of the fiscal year (when applicable).

NOTES:

Expenditures by HB Section:		FY 2018 Actual	FY 2019 Actual	FY 2020 Actual
13.005	Leasing	399,890	408,616	407,936
13.010	State-Owned	1,687,534	1,764,331	1,800,045
13.015	Institutional	0	0	0
	Total	2,087,424	2,172,947	2,207,981

CORE RECONCILIATION DETAIL

STATE
DOLIR LEASING

5. CORE RECONCILIATION DETAIL

		Budget Class	FTE	GR	Federal	Other	Total	Explanation
TAFP AFTER VETOES								
		EE	0.00	6,086	92,627	377,035	475,748	
		Total	0.00	6,086	92,627	377,035	475,748	
DEPARTMENT CORE ADJUSTMENTS								
Core Reallocation	1177 2464	EE	0.00	0	(377)	0	(377)	Reallocation to align budget based on need.
Core Reallocation	1177 3233	EE	0.00	0	(4,211)	0	(4,211)	Reallocation to align budget based on need.
Core Reallocation	1177 2625	EE	0.00	0	(47)	0	(47)	Reallocation to align budget based on need.
Core Reallocation	1199 3236	EE	0.00	0	0	(1,029)	(1,029)	Reallocation to align budget based on need.
	NET DEPARTMENT CHANGES		0.00	0	(4,635)	(1,029)	(5,664)	
DEPARTMENT CORE REQUEST								
		EE	0.00	6,086	87,992	376,006	470,084	
		Total	0.00	6,086	87,992	376,006	470,084	
GOVERNOR'S RECOMMENDED CORE								
		EE	0.00	6,086	87,992	376,006	470,084	
		Total	0.00	6,086	87,992	376,006	470,084	

CORE RECONCILIATION DETAIL

**STATE
DOLIR STATE OWNED**

5. CORE RECONCILIATION DETAIL

		Budget Class	FTE	GR	Federal	Other	Total	Explanation
TAFP AFTER VETOES								
		EE	0.00	64,078	1,437,635	552,644	2,054,357	
		Total	0.00	64,078	1,437,635	552,644	2,054,357	
DEPARTMENT CORE ADJUSTMENTS								
Core Reallocation	1214 7721	EE	0.00	0	(85)	0	(85)	Reallocation to align budget based on need.
Core Reallocation	1214 7714	EE	0.00	0	(835)	0	(835)	Reallocation to align budget based on need.
Core Reallocation	1214 7723	EE	0.00	0	(256,270)	0	(256,270)	Reallocation to align budget based on need.
Core Reallocation	1214 7715	EE	0.00	0	3,235	0	3,235	Reallocation to align budget based on need.
Core Reallocation	1228 7713	EE	0.00	(689)	0	0	(689)	Reallocation to align budget based on need.
Core Reallocation	1247 7724	EE	0.00	0	0	266,977	266,977	Reallocation to align budget based on need.
	NET DEPARTMENT CHANGES		0.00	(689)	(253,955)	266,977	12,333	
DEPARTMENT CORE REQUEST								
		EE	0.00	63,389	1,183,680	819,621	2,066,690	
		Total	0.00	63,389	1,183,680	819,621	2,066,690	
GOVERNOR'S RECOMMENDED CORE								
		EE	0.00	63,389	1,183,680	819,621	2,066,690	
		Total	0.00	63,389	1,183,680	819,621	2,066,690	

CORE DECISION ITEM

Department: Missouri Legislature	Budget Unit: 34440C & 34441C
Division:	
Core: HB13 Real Estate	HB Section: 13.005 & 13.010

1. CORE FINANCIAL SUMMARY

	FY 2022 Budget Request					FY 2022 Governor's Recommendation			
	GR	Federal	Other	Total		GR	Federal	Other	Total
PS	0	0	0	0	PS	0	0	0	0
EE	1,897,747	0	0	1,897,747	EE	0	0	0	0
PSD	0	0	0	0	PSD	0	0	0	0
TRF	0	0	0	0	TRF	0	0	0	0
Total	1,897,747	0	0	1,897,747	Total	0	0	0	0
FTE	0.00	0.00	0.00	0.00	FTE	0.00	0.00	0.00	0.00

Est. Fringe	0	0	0	0
--------------------	---	---	---	---

Note: Fringes budgeted in House Bill 5 except for certain fringes budgeted directly to MoDOT, Highway Patrol, and Conservation.

Est. Fringe	0	0	0	0
--------------------	---	---	---	---

Note: Fringes budgeted in House Bill 5 except for certain fringes budgeted directly to MoDOT, Highway Patrol, and Conservation.

Other Funds: N/A

Other Funds: N/A

2. CORE DESCRIPTION

The Division of Facilities Management, Design & Construction (FMDC) is responsible for the oversight and management of two (2) storage leases, totaling approximately two thousand four hundred (2,400) sq. ft. and approximately two hundred eighty-five thousand (285,000) sq. ft. of state-owned space on behalf of the Missouri Legislature.

	FY 2022 Budget Request					FY 2022 Governor's Recommendation			
	GR	Federal	Other	Total		GR	Federal	Other	Total
Leasing	\$7,662	\$0	\$0	\$7,662	Leasing		\$0	\$0	\$0
State-Owned	\$1,890,085	\$0	\$0	\$1,890,085	State-Owned		\$0	\$0	\$0
Total	\$1,897,747	\$0	\$0	\$1,897,747	Total	\$0	\$0	\$0	\$0

3. PROGRAM LISTING (list programs included in this core funding)

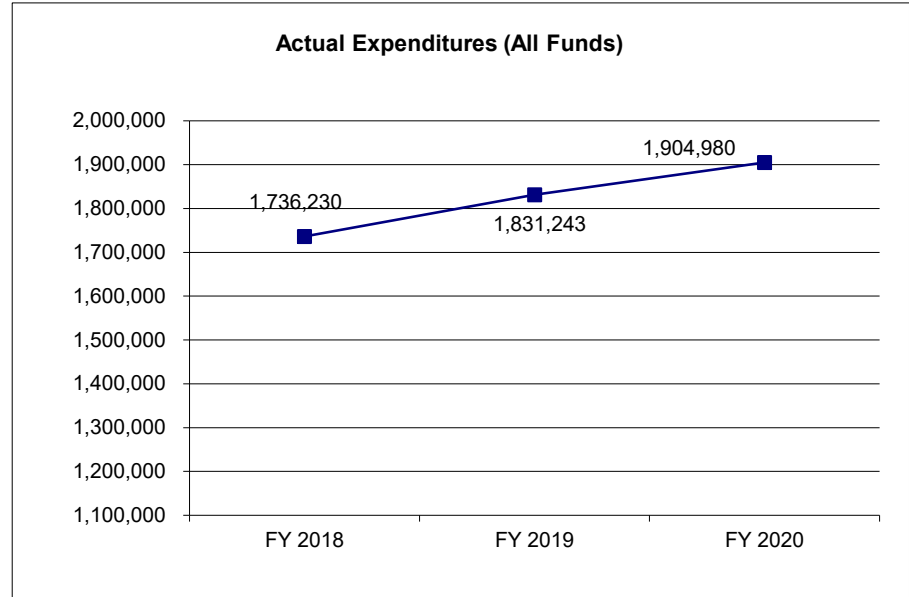
N/A

CORE DECISION ITEM

Department: Missouri Legislature	Budget Unit: 34440C & 34441C
Division:	
Core: HB13 Real Estate	HB Section: 13.005 & 13.010

4. FINANCIAL HISTORY

	FY 2018 Actual	FY 2019 Actual	FY 2020 Actual	FY 2021 Current Yr.
Appropriation (All Funds)	1,686,620	1,828,941	1,964,604	1,897,747
Less Reverted (All Funds)	(247)	(54,868)	(58,938)	(56,933)
Less Restricted (All Funds)*	0	0	0	0
Budget Authority (All Funds)	1,686,373	1,774,073	1,905,666	1,840,814
Actual Expenditures (All Funds)	1,736,230	1,831,243	1,904,980	N/A
Unexpended (All Funds)	(49,857)	(57,170)	686	0
Unexpended, by Fund:				
General Revenue	(49,857)	(57,170)	686	N/A
Federal	0	0	0	N/A
Other	0	0	0	N/A



*Restricted amount is as of _____.

Reverted includes the statutory three-percent reserve amount (when applicable).

Restricted includes any Governor's Expenditure Restrictions which remained at the end of the fiscal year (when applicable).

NOTES:

Expenditures by HB Section:		FY 2018 Actual	FY 2019 Actual	FY 2020 Actual
13.005	Leasing	7,427	7,337	7,354
13.010	State-Owned	1,728,803	1,823,906	1,897,626
13.015	Institutional	0	0	0
	Total	1,736,230	1,831,243	1,904,980

CORE RECONCILIATION DETAIL

STATE
LEGISLATURE LEASING

5. CORE RECONCILIATION DETAIL

	Budget Class	FTE	GR	Federal	Other	Total	Explanation
TAFP AFTER VETOES							
	EE	0.00	7,662	0	0	7,662	
	Total	0.00	7,662	0	0	7,662	
DEPARTMENT CORE REQUEST							
	EE	0.00	7,662	0	0	7,662	
	Total	0.00	7,662	0	0	7,662	
GOVERNOR'S RECOMMENDED CORE							
	EE	0.00	7,662	0	0	7,662	
	Total	0.00	7,662	0	0	7,662	

CORE RECONCILIATION DETAIL

STATE
LEGISLATURE STATE OWNED

5. CORE RECONCILIATION DETAIL

		Budget Class	FTE	GR	Federal	Other	Total	Explanation
TAFP AFTER VETOES								
	EE		0.00	1,890,085	0	0	1,890,085	
	Total		0.00	1,890,085	0	0	1,890,085	
DEPARTMENT CORE ADJUSTMENTS								
Core Reallocation	1233 7771	EE	0.00	(29,572)	0	0	(29,572)	Reallocation to align budget based on need.
NET DEPARTMENT CHANGES			0.00	(29,572)	0	0	(29,572)	
DEPARTMENT CORE REQUEST								
	EE		0.00	1,860,513	0	0	1,860,513	
	Total		0.00	1,860,513	0	0	1,860,513	
GOVERNOR'S RECOMMENDED CORE								
	EE		0.00	1,860,513	0	0	1,860,513	
	Total		0.00	1,860,513	0	0	1,860,513	

CORE DECISION ITEM

Department: Revenue	Budget Unit: 33902C
Division: Missouri Lottery	
Core: HB13 Real Estate	HB Section: 13.005

1. CORE FINANCIAL SUMMARY

	FY 2022 Budget Request					FY 2022 Governor's Recommendation			
	GR	Federal	Other	Total		GR	Federal	Other	Total
PS	0	0	0	0	PS	0	0	0	0
EE	0	0	399,787	399,787	EE	0	0	0	0
PSD	0	0	0	0	PSD	0	0	0	0
TRF	0	0	0	0	TRF	0	0	0	0
Total	0	0	399,787	399,787	Total	0	0	0	0
FTE	0.00	0.00	0.00	0.00	FTE	0.00	0.00	0.00	0.00

Est. Fringe	0	0	0	0
--------------------	---	---	---	---

Note: Fringes budgeted in House Bill 5 except for certain fringes budgeted directly to MoDOT, Highway Patrol, and Conservation.

Est. Fringe	0	0	0	0
--------------------	---	---	---	---

Note: Fringes budgeted in House Bill 5 except for certain fringes budgeted directly to MoDOT, Highway Patrol, and Conservation.

Other Funds: See Fund Summary.

Other Funds: See Fund Summary.

2. CORE DESCRIPTION

The Division of Facilities Management, Design & Construction (FMDC) is responsible for the oversight and management of approximately three (3) lease contracts, totaling over twenty-six thousand (26,000) sq. ft. of space on behalf of the Department of Revenue, Division of Lottery.

	FY 2022 Budget Request					FY 2022 Governor's Recommendation			
	GR	Federal	Other	Total		GR	Federal	Other	Total
Leasing	\$0	\$0	\$399,787	\$399,787	Leasing	\$0	\$0	\$0	\$0
Total	\$0	\$0	\$399,787	\$399,787	Total	\$0	\$0	\$0	\$0

3. PROGRAM LISTING (list programs included in this core funding)

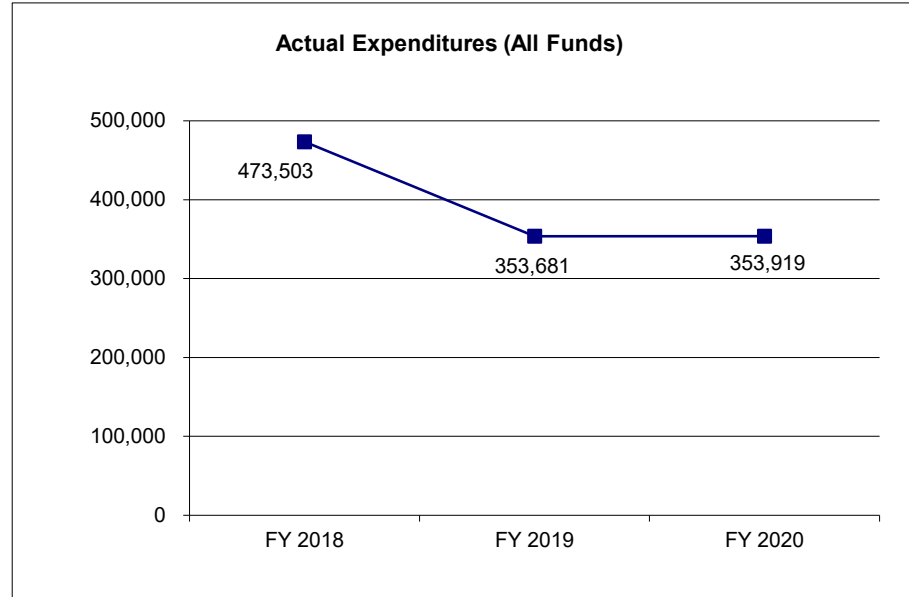
N/A

CORE DECISION ITEM

Department: Revenue	Budget Unit: 33902C
Division: Missouri Lottery	
Core: HB13 Real Estate	HB Section: 13.005

4. FINANCIAL HISTORY

	FY 2018 Actual	FY 2019 Actual	FY 2020 Actual	FY 2021 Current Yr.
Appropriation (All Funds)	472,424	358,877	390,689	399,787
Less Reverted (All Funds)	0	0	0	0
Less Restricted (All Funds)*	0	0	0	0
Budget Authority (All Funds)	472,424	358,877	390,689	399,787
Actual Expenditures (All Funds)	473,503	353,681	353,919	N/A
Unexpended (All Funds)	(1,079)	5,196	36,770	0
Unexpended, by Fund:				
General Revenue	0	0	0	N/A
Federal	0	0	0	N/A
Other	(1,079)	5,196	36,770	N/A



*Restricted amount is as of _____.

Reverted includes the statutory three-percent reserve amount (when applicable).

Restricted includes any Governor's Expenditure Restrictions which remained at the end of the fiscal year (when applicable).

NOTES:

Expenditures by HB Section:		FY 2018 Actual	FY 2019 Actual	FY 2020 Actual
13.005	Leasing	352,728	353,681	353,919
13.010	State-Owned	0	0	0
13.015	Institutional	120,775	0	0
	Total	473,503	353,681	353,919

CORE RECONCILIATION DETAIL

STATE
 LOTTERY LEASING

5. CORE RECONCILIATION DETAIL

	Budget Class	FTE	GR	Federal	Other	Total	Explanation
TAFP AFTER VETOES							
	EE	0.00	0	0	399,787	399,787	
	Total	0.00	0	0	399,787	399,787	
DEPARTMENT CORE ADJUSTMENTS							
Core Reallocation	1204 3307 EE	0.00	0	0	32,000	32,000	Reallocation to align budget based on need.
NET DEPARTMENT CHANGES		0.00	0	0	32,000	32,000	
DEPARTMENT CORE REQUEST							
	EE	0.00	0	0	431,787	431,787	
	Total	0.00	0	0	431,787	431,787	
GOVERNOR'S RECOMMENDED CORE							
	EE	0.00	0	0	431,787	431,787	
	Total	0.00	0	0	431,787	431,787	

CORE DECISION ITEM

Department: Office of the Lt. Governor	Budget Unit: 39499C & 34396C
Division:	
Core: HB13 Real Estate	HB Section: 13.005 & 13.010

1. CORE FINANCIAL SUMMARY

	FY 2022 Budget Request			
	GR	Federal	Other	Total
PS	0	0	0	0
EE	81,665	0	58,947	140,612
PSD	0	0	0	0
TRF	0	0	0	0
Total	81,665	0	58,947	140,612
FTE	0.00	0.00	0.00	0.00

	FY 2022 Governor's Recommendation			
	GR	Federal	Other	Total
PS	0	0	0	0
EE	0	0	0	0
PSD	0	0	0	0
TRF	0	0	0	0
Total	0	0	0	0
FTE	0.00	0.00	0.00	0.00

Est. Fringe	0	0	0	0
--------------------	---	---	---	---

Note: Fringes budgeted in House Bill 5 except for certain fringes budgeted directly to MoDOT, Highway Patrol, and Conservation.

Est. Fringe	0	0	0	0
--------------------	---	---	---	---

Note: Fringes budgeted in House Bill 5 except for certain fringes budgeted directly to MoDOT, Highway Patrol, and Conservation.

Other Funds: N/A

Other Funds: N/A

2. CORE DESCRIPTION

The Division of Facilities Management, Design & Construction (FMDC) is responsible for the oversight and management of approximately two (2) lease contracts, totaling an estimated four thousand nine hundred (4,900) sq. ft., and approximately five thousand three hundred (5,300) sq. ft. of state-owned space on behalf of the Lt. Governor's Office.

	FY 2022 Budget Request			
	GR	Federal	Other	Total
Leasing	\$46,267	\$0	\$58,947	\$105,214
State-Owned	\$35,398	\$0	\$0	\$35,398
Total	\$81,665	\$0	\$58,947	\$140,612

	FY 2022 Governor's Recommendation			
	GR	Federal	Other	Total
Leasing		\$0	\$0	\$0
State-Owned		\$0	\$0	\$0
Total	\$0	\$0	\$0	\$0

3. PROGRAM LISTING (list programs included in this core funding)

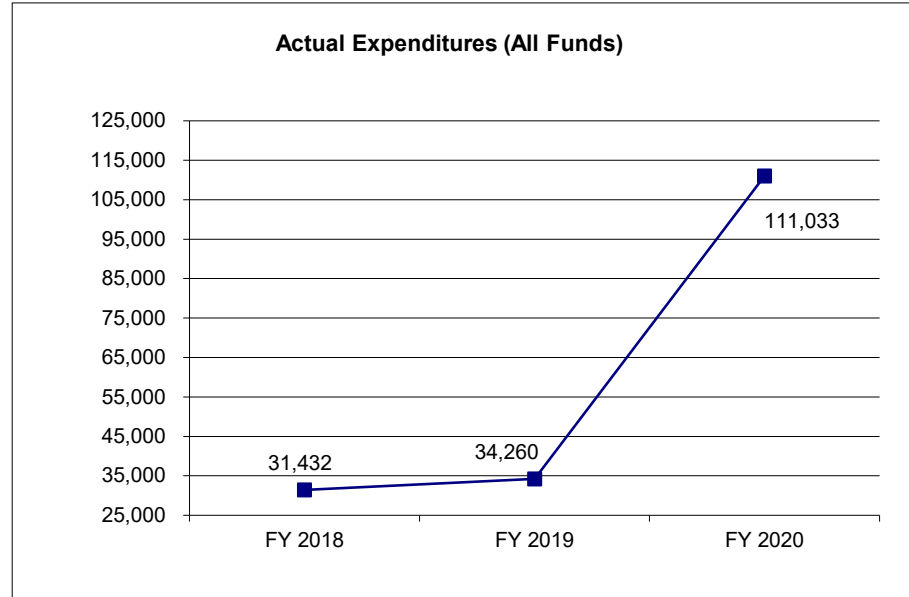
N/A

CORE DECISION ITEM

Department: Office of the Lt. Governor	Budget Unit: 39499C & 34396C
Division:	
Core: HB13 Real Estate	HB Section: 13.005 & 13.010

4. FINANCIAL HISTORY

	FY 2018 Actual	FY 2019 Actual	FY 2020 Actual	FY 2021 Current Yr.
Appropriation (All Funds)	31,432	34,108	136,436	140,612
Less Reverted (All Funds)	0	0	(1,331)	(1,388)
Less Restricted (All Funds)*	0	0	0	0
Budget Authority (All Funds)	31,432	34,108	135,105	139,224
Actual Expenditures (All Funds)	31,432	34,260	111,033	N/A
Unexpended (All Funds)	0	(152)	24,072	0
Unexpended, by Fund:				
General Revenue	0	(152)	11,272	N/A
Federal	0	0	0	N/A
Other	0	0	12,800	N/A
			(1)	



*Restricted amount is as of _____.

Reverted includes the statutory three-percent reserve amount (when applicable).

Restricted includes any Governor's Expenditure Restrictions which remained at the end of the fiscal year (when applicable).

NOTES: (1) - Increase due to Executive Order 19-01, 19-02 and 19-03.

Expenditures by HB Section:		FY 2018 Actual	FY 2019 Actual	FY 2020 Actual
13.005	Leasing	0	0	74,395
13.010	State-Owned	31,432	34,260	36,638
13.015	Institutional	0	0	0
	Total	31,432	34,260	111,033

CORE RECONCILIATION DETAIL

STATE
LT GOVERNOR LEASING

5. CORE RECONCILIATION DETAIL

	Budget Class	FTE	GR	Federal	Other	Total	Explanation
TAFP AFTER VETOES							
	EE	0.00	46,267	0	58,947	105,214	
	Total	0.00	46,267	0	58,947	105,214	
DEPARTMENT CORE ADJUSTMENTS							
Core Reallocation	1189 5619 EE	0.00	519	0	0	519	Reallocation to align budget based on need.
NET DEPARTMENT CHANGES		0.00	519	0	0	519	
DEPARTMENT CORE REQUEST							
	EE	0.00	46,786	0	58,947	105,733	
	Total	0.00	46,786	0	58,947	105,733	
GOVERNOR'S RECOMMENDED CORE							
	EE	0.00	46,786	0	58,947	105,733	
	Total	0.00	46,786	0	58,947	105,733	

CORE RECONCILIATION DETAIL

STATE
LT GOVERNORS ST OWNED

5. CORE RECONCILIATION DETAIL

	Budget Class	FTE	GR	Federal	Other	Total	Explanation
TAFP AFTER VETOES							
	EE	0.00	35,398	0	0	35,398	
	Total	0.00	35,398	0	0	35,398	
DEPARTMENT CORE ADJUSTMENTS							
Core Reallocation	1235 2664	EE	0.00	(554)	0	0	(554) Reallocation to align budget based on need.
NET DEPARTMENT CHANGES			0.00	(554)	0	0	(554)
DEPARTMENT CORE REQUEST							
	EE	0.00	34,844	0	0	34,844	
	Total	0.00	34,844	0	0	34,844	
GOVERNOR'S RECOMMENDED CORE							
	EE	0.00	34,844	0	0	34,844	
	Total	0.00	34,844	0	0	34,844	

CORE DECISION ITEM

Department: Mental Health	Budget Unit: 34273C, 34275C & 34276C
Division:	
Core: HB13 Real Estate	HB Section: 13.005, 13.010 & 13.015

1. CORE FINANCIAL SUMMARY

	FY 2022 Budget Request					FY 2022 Governor's Recommendation			
	GR	Federal	Other	Total		GR	Federal	Other	Total
PS	0	0	0	0	PS	0	0	0	0
EE	24,139,146	202,996	6,269	24,348,411	EE	0	0	0	0
PSD	0	0	0	0	PSD	0	0	0	0
TRF	0	0	0	0	TRF	0	0	0	0
Total	24,139,146	202,996	6,269	24,348,411	Total	0	0	0	0
FTE	0.00	0.00	0.00	0.00	FTE	0.00	0.00	0.00	0.00

Est. Fringe	0	0	0	0
--------------------	---	---	---	---

Note: Fringes budgeted in House Bill 5 except for certain fringes budgeted directly to MoDOT, Highway Patrol, and Conservation.

Est. Fringe	0	0	0	0
--------------------	---	---	---	---

Note: Fringes budgeted in House Bill 5 except for certain fringes budgeted directly to MoDOT, Highway Patrol, and Conservation.

Other Funds: See Fund Summary.

Other Funds: See Fund Summary.

2. CORE DESCRIPTION

The Division of Facilities Management, Design & Construction (FMDC) is responsible for the oversight and management of approximately fourteen (14) lease contracts, totaling over seventy-eight thousand (78,000) sq. ft., one hundred twenty-eight thousand (128,000) sq. ft. of state-owned space and approximately three million four hundred thousand (3.4M) sq. ft. of institutional space on behalf of the Department of Mental Health.

	FY 2022 Budget Request					FY 2022 Governor's Recommendation			
	GR	Federal	Other	Total		GR	Federal	Other	Total
Leasing	\$1,862,874	\$0	\$0	\$1,862,874	Leasing		\$0	\$0	\$0
State-Owned	\$859,824	\$202,996	\$6,269	\$1,069,089	State-Owned				\$0
Institutional	\$21,416,448	\$0	\$0	\$21,416,448	Institutional		\$0	\$0	\$0
Total	\$24,139,146	\$202,996	\$6,269	\$24,348,411	Total	\$0	\$0	\$0	\$0

3. PROGRAM LISTING (list programs included in this core funding)

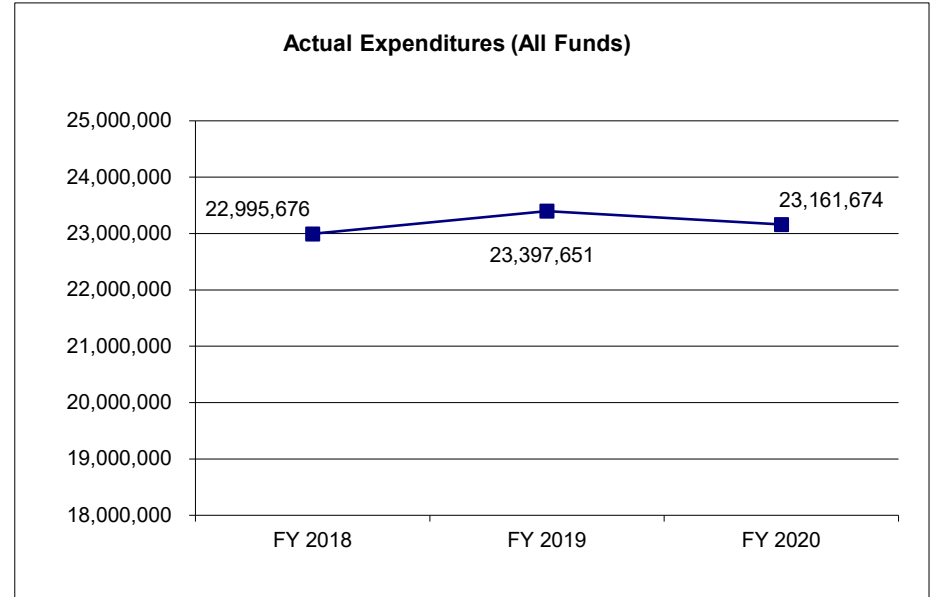
N/A

CORE DECISION ITEM

Department: Mental Health	Budget Unit: 34273C, 34275C & 34276C
Division:	
Core: HB13 Real Estate	HB Section: 13.005, 13.010 & 13.015

4. FINANCIAL HISTORY

	FY 2018 Actual	FY 2019 Actual	FY 2020 Actual	FY 2021 Current Yr.
Appropriation (All Funds)	23,718,272	24,378,845	24,287,638	24,348,411
Less Reverted (All Funds)	(204)	(725,551)	(714,898)	(722,285)
Less Restricted (All Funds)*	0	0	0	(69,261)
Budget Authority (All Funds)	23,718,068	23,653,294	23,572,740	23,556,865
Actual Expenditures (All Funds)	22,995,676	23,397,651	23,161,674	N/A
Unexpended (All Funds)	722,392	255,643	411,066	0
Unexpended, by Fund:				
General Revenue	722,597	251,233	409,688	N/A
Federal	(3,775)	4,592		N/A
Other	3,570	(182)	1,378	N/A



*Restricted amount is as of 07/01/20.

Reverted includes the statutory three-percent reserve amount (when applicable).

Restricted includes any Governor's Expenditure Restrictions which remained at the end of the fiscal year (when applicable).

NOTES:

Expenditures by HB Section:		FY 2018 Actual	FY 2019 Actual	FY 2020 Actual
13.005	Leasing	1,845,600	1,786,678	1,806,274
13.010	State-Owned	1,075,495	1,033,597	1,030,671
13.015	Institutional	20,074,581	20,577,376	20,324,729
	Total	22,995,676	23,397,651	23,161,674

CORE RECONCILIATION DETAIL

**STATE
MENTAL HEALTH LEASING**

5. CORE RECONCILIATION DETAIL

	Budget Class	FTE	GR	Federal	Other	Total	Explanation
TAFP AFTER VETOES							
	EE	0.00	1,862,874	0	0	1,862,874	
	Total	0.00	1,862,874	0	0	1,862,874	
DEPARTMENT CORE ADJUSTMENTS							
Core Reallocation	1190 0655	EE	0.00	(7,183)	0	0	(7,183) Reallocation to align budget based on need.
NET DEPARTMENT CHANGES		0.00	(7,183)	0	0	(7,183)	
DEPARTMENT CORE REQUEST							
	EE	0.00	1,855,691	0	0	1,855,691	
	Total	0.00	1,855,691	0	0	1,855,691	
GOVERNOR'S RECOMMENDED CORE							
	EE	0.00	1,855,691	0	0	1,855,691	
	Total	0.00	1,855,691	0	0	1,855,691	

CORE RECONCILIATION DETAIL

**STATE
MENTAL HEALTH STATE OWNED**

5. CORE RECONCILIATION DETAIL

		Budget Class	FTE	GR	Federal	Other	Total	Explanation
TAFP AFTER VETOES								
		EE	0.00	859,824	202,996	6,269	1,069,089	
		Total	0.00	859,824	202,996	6,269	1,069,089	
DEPARTMENT CORE ADJUSTMENTS								
Core Reallocation	1218 7752	EE	0.00	0	6,506	0	6,506	Reallocation to align budget based on need.
Core Reallocation	1237 7751	EE	0.00	8,000	0	0	8,000	Reallocation to align budget based need.
Core Reallocation	1262 7753	EE	0.00	0	0	(18)	(18)	Reallocation to align budget based on need.
	NET DEPARTMENT CHANGES		0.00	8,000	6,506	(18)	14,488	
DEPARTMENT CORE REQUEST								
		EE	0.00	867,824	209,502	6,251	1,083,577	
		Total	0.00	867,824	209,502	6,251	1,083,577	
GOVERNOR'S RECOMMENDED CORE								
		EE	0.00	867,824	209,502	6,251	1,083,577	
		Total	0.00	867,824	209,502	6,251	1,083,577	

CORE RECONCILIATION DETAIL

STATE
MENTAL HEALTH INSTITUTIONAL

5. CORE RECONCILIATION DETAIL

	Budget Class	FTE	GR	Federal	Other	Total	Explanation
TAFP AFTER VETOES							
	EE	0.00	21,416,448	0	0	21,416,448	
	Total	0.00	21,416,448	0	0	21,416,448	
DEPARTMENT CORE ADJUSTMENTS							
Core Reallocation	1259 7756 EE	0.00	(37,602)	0	0	(37,602)	Reallocation to align budget based on need.
	NET DEPARTMENT CHANGES	0.00	(37,602)	0	0	(37,602)	
DEPARTMENT CORE REQUEST							
	EE	0.00	21,378,846	0	0	21,378,846	
	Total	0.00	21,378,846	0	0	21,378,846	
GOVERNOR'S RECOMMENDED CORE							
	EE	0.00	21,378,846	0	0	21,378,846	
	Total	0.00	21,378,846	0	0	21,378,846	

CORE DECISION ITEM

Department: OA - RATF	Budget Unit: 33995C
Division:	
Core: HB13 Real Estate	HB Section: 13.020

1. CORE FINANCIAL SUMMARY

	FY 2022 Budget Request			
	GR	Federal	Other	Total
PS	0	0	0	0
EE	0	0	1,500,000	1,500,000
PSD	0	0	0	0
TRF	0	0	0	0
Total	0	0	1,500,000	1,500,000
FTE	0.00	0.00	0.00	0.00

	FY 2022 Governor's Recommendation			
	GR	Federal	Other	Total
PS	0	0	0	0
EE	0	0		0
PSD	0	0	0	0
TRF	0	0	0	0
Total	0	0	0	0
FTE	0.00	0.00	0.00	0.00

Est. Fringe	0	0	0	0
--------------------	---	---	---	---

Note: Fringes budgeted in House Bill 5 except for certain fringes budgeted directly to MoDOT, Highway Patrol, and Conservation.

Est. Fringe	0	0	0	0
--------------------	---	---	---	---

Note: Fringes budgeted in House Bill 5 except for certain fringes budgeted directly to MoDOT, Highway Patrol, and Conservation.

Other Funds: See Fund Summary.

Other Funds: See Fund Summary.

2. CORE DESCRIPTION

The Division of Facilities Management, Design & Construction (FMDC) is responsible for the payment and billings for non-state agencies leasing space within state owned and leased facilities to include utility and janitorial payments. In order to make timely payments for these services, FMDC processes payments through the OA RATF and then bills the appropriate non-state tenant agencies for their share of the costs.

3. PROGRAM LISTING (list programs included in this core funding)

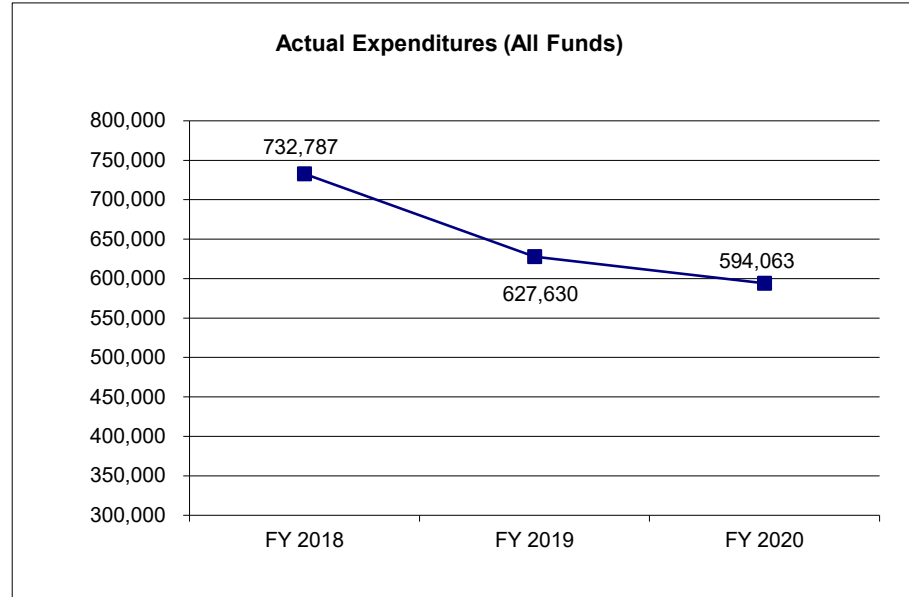
N/A

CORE DECISION ITEM

Department: OA - RATF	Budget Unit: 33995C
Division:	
Core: HB13 Real Estate	HB Section: 13.020

4. FINANCIAL HISTORY

	FY 2018 Actual	FY 2019 Actual	FY 2020 Actual	FY 2021 Current Yr.
Appropriation (All Funds)	1,500,000	1,500,000	1,500,000	1,500,000
Less Reverted (All Funds)	0	0	0	0
Less Restricted (All Funds)*	0	0	0	0
Budget Authority (All Funds)	1,500,000	1,500,000	1,500,000	1,500,000
Actual Expenditures (All Funds)	732,787	627,630	594,063	N/A
Unexpended (All Funds)	767,213	872,370	905,937	0
Unexpended, by Fund:				
General Revenue	0	0	0	N/A
Federal	0	0	0	N/A
Other	767,213	872,370	905,937	N/A



*Restricted amount is as of _____.

Reverted includes the statutory three-percent reserve amount (when applicable).

Restricted includes any Governor's Expenditure Restrictions which remained at the end of the fiscal year (when applicable).

NOTES:

None.

CORE RECONCILIATION DETAIL

**STATE
MULTI-TENANT**

5. CORE RECONCILIATION DETAIL

	Budget Class	FTE	GR	Federal	Other	Total	Explanation
TAFP AFTER VETOES							
	EE	0.00	0	0	1,500,000	1,500,000	
	Total	0.00	0	0	1,500,000	1,500,000	
DEPARTMENT CORE REQUEST							
	EE	0.00	0	0	1,500,000	1,500,000	
	Total	0.00	0	0	1,500,000	1,500,000	
GOVERNOR'S RECOMMENDED CORE							
	EE	0.00	0	0	1,500,000	1,500,000	
	Total	0.00	0	0	1,500,000	1,500,000	

CORE DECISION ITEM

Department: Public Safety	Budget Unit: 34229C
Division: Adjutant General/Missouri National Guard	
Core: HB13 Real Estate	HB Section: 13.005

1. CORE FINANCIAL SUMMARY

	FY 2022 Budget Request					FY 2022 Governor's Recommendation			
	GR	Federal	Other	Total		GR	Federal	Other	Total
PS	0	0	0	0	PS	0	0	0	0
EE	33,848	1,730,506	0	1,764,354	EE	0	0	0	0
PSD	0	0	0	0	PSD	0	0	0	0
TRF	0	0	0	0	TRF	0	0	0	0
Total	33,848	1,730,506	0	1,764,354	Total	0	0	0	0
FTE	0.00	0.00	0.00	0.00	FTE	0.00	0.00	0.00	0.00

Est. Fringe	0	0	0	0
--------------------	---	---	---	---

Note: Fringes budgeted in House Bill 5 except for certain fringes budgeted directly to MoDOT, Highway Patrol, and Conservation.

Est. Fringe	0	0	0	0
--------------------	---	---	---	---

Note: Fringes budgeted in House Bill 5 except for certain fringes budgeted directly to MoDOT, Highway Patrol, and Conservation.

Other Funds: N/A

Other Funds: N/A

2. CORE DESCRIPTION

The Division of Facilities Management, Design & Construction (FMDC) is responsible for the oversight and management of fourteen (14) lease contracts, totaling over seventy thousand (70,000) sq. ft. on behalf of the Missouri Adjutant General.

	FY 2022 Budget Request					FY 2022 Governor's Recommendation			
	GR	Federal	Other	Total		GR	Federal	Other	Total
Leasing	\$33,848	\$1,730,506	\$0	\$1,764,354	Leasing			\$0	\$0
Total	\$33,848	\$1,730,506	\$0	\$1,764,354	Total	\$0	\$0	\$0	\$0

3. PROGRAM LISTING (list programs included in this core funding)

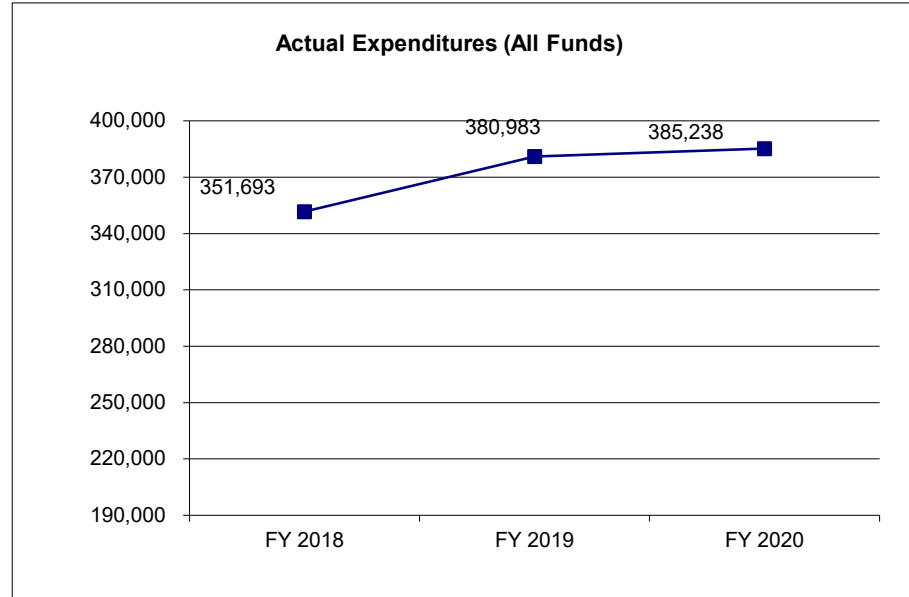
N/A

CORE DECISION ITEM

Department: Public Safety	Budget Unit: 34229C
Division: Adjutant General/Missouri National Guard	
Core: HB13 Real Estate	HB Section: 13.005

4. FINANCIAL HISTORY

	FY 2018 Actual	FY 2019 Actual	FY 2020 Actual	FY 2021 Current Yr.
Appropriation (All Funds)	1,681,676	1,690,247	1,727,997	1,764,354
Less Reverted (All Funds)	(750)	(923)	(1,030)	(1,015)
Less Restricted (All Funds)*	0	0	0	0
Budget Authority (All Funds)	1,680,926	1,689,324	1,726,967	1,763,339
Actual Expenditures (All Funds)	351,693	380,983	385,238	N/A
Unexpended (All Funds)	1,329,233	1,308,341	1,341,729	0
Unexpended, by Fund:				
General Revenue	2,932	(42)	2,695	N/A
Federal	1,326,301	1,308,383	1,339,034	N/A
Other	0	0	0	N/A



*Restricted amount is as of _____

Reverted includes the statutory three-percent reserve amount (when applicable).

Restricted includes any Governor's Expenditure Restrictions which remained at the end of the fiscal year (when applicable).

NOTES:

Expenditures by HB Section:		FY 2018 Actual	FY 2019 Actual	FY 2020 Actual
13.005	Leasing	351,693	380,983	385,238
13.010	State-Owned	0	0	0
13.015	Institutional	0	0	0
	Total	351,693	380,983	385,238

CORE RECONCILIATION DETAIL

STATE
NATIONAL GUARD LEASING

5. CORE RECONCILIATION DETAIL

		Budget Class	FTE	GR	Federal	Other	Total	Explanation
TAFP AFTER VETOES								
		EE	0.00	33,848	1,730,506	0	1,764,354	
		Total	0.00	33,848	1,730,506	0	1,764,354	
DEPARTMENT CORE ADJUSTMENTS								
Core Reallocation	1182 6060	EE	0.00	0	1,980	0	1,980	Reallocation to align budget based on need.
Core Reallocation	1182 3195	EE	0.00	0	(67,280)	0	(67,280)	Reallocation to align budget based on need.
Core Reallocation	1191 8031	EE	0.00	(5,000)	0	0	(5,000)	Reallocation to align budget based on need.
		NET DEPARTMENT CHANGES	0.00	(5,000)	(65,300)	0	(70,300)	
DEPARTMENT CORE REQUEST								
		EE	0.00	28,848	1,665,206	0	1,694,054	
		Total	0.00	28,848	1,665,206	0	1,694,054	
GOVERNOR'S RECOMMENDED CORE								
		EE	0.00	28,848	1,665,206	0	1,694,054	
		Total	0.00	28,848	1,665,206	0	1,694,054	

CORE DECISION ITEM

Department: Natural Resources	Budget Unit: 34088C & 34089C
Division:	
Core: HB13 Real Estate	HB Section: 13.005 & 13.010

1. CORE FINANCIAL SUMMARY

	FY 2022 Governor Recommends			
	GR	Federal	Other	Total
PS	0	0	0	0
EE	775,122	640,510	1,702,509	3,118,141
PSD	0	0	0	0
TRF	0	0	0	0
Total	775,122	640,510	1,702,509	3,118,141
FTE	0.00	0.00	0.00	0.00

	FY 2022 Governor's Recommendation			
	GR	Federal	Other	Total
PS	0	0	0	0
EE	0	0	0	0
PSD	0	0	0	0
TRF	0	0	0	0
Total	0	0	0	0
FTE	0.00	0.00	0.00	0.00

Est. Fringe	0	0	0	0
--------------------	---	---	---	---

Note: Fringes budgeted in House Bill 5 except for certain fringes budgeted directly to MoDOT, Highway Patrol, and Conservation.

Est. Fringe	0	0	0	0
--------------------	---	---	---	---

Note: Fringes budgeted in House Bill 5 except for certain fringes budgeted directly to MoDOT, Highway Patrol, and Conservation.

Other Funds: See Fund Summary.

Other Funds: See Fund Summary.

2. CORE DESCRIPTION

The Division of Facilities Management, Design & Construction (FMDC) is responsible for the oversight and management of approximately twenty three (23) lease contracts, totaling approximately one hundred thirty-nine thousand (139,000) sq. ft. and approximately one hundred and fifty-eight thousand (158,000) sq. ft. of state-owned space on behalf of the Department of Natural Resources.

	FY 2022 Governor Recommends			
	GR	Federal	Other	Total
Leasing	\$428,668	\$379,991	\$1,142,882	\$1,951,541
State-Owned	\$346,454	\$260,519	\$559,627	\$1,166,600
Total	\$775,122	\$640,510	\$1,702,509	\$3,118,141

	FY 2022 Governor's Recommendation			
	GR	Federal	Other	Total
Leasing				\$0
State-Owned				\$0
Total	\$0	\$0	\$0	\$0

3. PROGRAM LISTING (list programs included in this core funding)

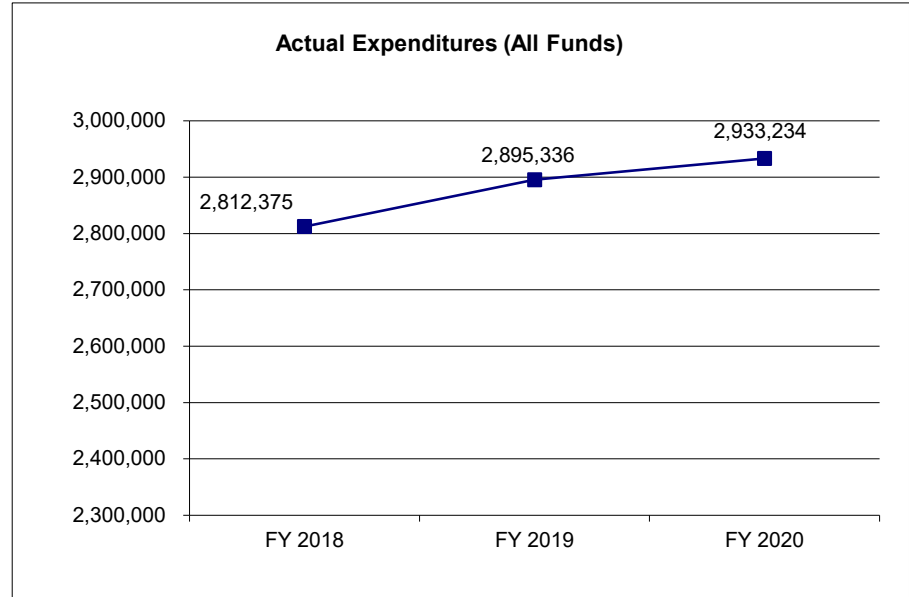
N/A

CORE DECISION ITEM

Department: Natural Resources	Budget Unit: 34088C & 34089C
Division:	
Core: HB13 Real Estate	HB Section: 13.005 & 13.010

4. FINANCIAL HISTORY

	FY 2018 Actual	FY 2019 Actual	FY 2020 Actual	FY 2021 Current Yr.
Appropriation (All Funds)	2,826,063	2,909,239	3,067,225	3,118,141
Less Reverted (All Funds)	0	(21,112)	(21,752)	(23,254)
Less Restricted (All Funds)*	0	0	0	0
Budget Authority (All Funds)	2,826,063	2,888,127	3,045,473	3,094,887
Actual Expenditures (All Funds)	2,812,375	2,895,336	2,933,234	N/A
Unexpended (All Funds)	13,688	(7,209)	112,239	0
Unexpended, by Fund:				
General Revenue	4,800	(15,035)	9,626	N/A
Federal	676	758	36,065	N/A
Other	8,212	7,068	66,548	N/A



*Restricted amount is as of _____.

Reverted includes the statutory three-percent reserve amount (when applicable).

Restricted includes any Governor's Expenditure Restrictions which remained at the end of the fiscal year (when applicable).

NOTES:

Expenditures by HB Section:		FY 2018 Actual	FY 2019 Actual	FY 2020 Actual
13.005	Leasing	1,758,323	1,826,056	1,825,980
13.010	State-Owned	1,054,052	1,069,280	1,107,254
13.015	Institutional	0	0	0
	Total	2,812,375	2,895,336	2,933,234

CORE RECONCILIATION DETAIL

**STATE
NATURAL RESOURCES LEASING**

5. CORE RECONCILIATION DETAIL

			Budget Class	FTE	GR	Federal	Other	Total	Explanation
TAFP AFTER VETOES									
			EE	0.00	428,668	379,991	1,142,882	1,951,541	
			Total	0.00	428,668	379,991	1,142,882	1,951,541	
DEPARTMENT CORE ADJUSTMENTS									
Core Reallocation	1176 4306		EE	0.00	0	(42,996)	0	(42,996)	Reallocation to align budget based on need.
Core Reallocation	1186 4305		EE	0.00	2,906	0	0	2,906	Reallocation to align budget based on need.
Core Reallocation	1198 2929		EE	0.00	0	0	(2,275)	(2,275)	Reallocation to align budget based on need.
Core Reallocation	1198 4308		EE	0.00	0	0	(5,774)	(5,774)	Reallocation to align budget based on need.
Core Reallocation	1198 4310		EE	0.00	0	0	(2,429)	(2,429)	Reallocation to align budget based on need.
Core Reallocation	1198 4313		EE	0.00	0	0	7,000	7,000	Reallocation to align budget based on need.
Core Reallocation	1198 4315		EE	0.00	0	0	7,800	7,800	Reallocation to align budget based on need.
Core Reallocation	1198 4314		EE	0.00	0	0	4,500	4,500	Reallocation to align budget based on need.
Core Reallocation	1198 4316		EE	0.00	0	0	13,000	13,000	Reallocation to align budget based on need.
Core Reallocation	1198 4321		EE	0.00	0	0	15,000	15,000	Reallocation to align budget based on need.
Core Reallocation	1198 5730		EE	0.00	0	0	3,863	3,863	Reallocation to align budget based on need.

CORE RECONCILIATION DETAIL

STATE
NATURAL RESOURCES LEASING

5. CORE RECONCILIATION DETAIL

	Budget Class	FTE	GR	Federal	Other	Total	Explanation
DEPARTMENT CORE ADJUSTMENTS							
Core Reallocation	1198 4307 EE	0.00	0	0	(1,057)	(1,057)	Reallocation to align budget based on need.
NET DEPARTMENT CHANGES		0.00	2,906	(42,996)	39,628	(462)	
DEPARTMENT CORE REQUEST							
	EE	0.00	431,574	336,995	1,182,510	1,951,079	
	Total	0.00	431,574	336,995	1,182,510	1,951,079	
GOVERNOR'S RECOMMENDED CORE							
	EE	0.00	431,574	336,995	1,182,510	1,951,079	
	Total	0.00	431,574	336,995	1,182,510	1,951,079	

CORE RECONCILIATION DETAIL

**STATE
DNR STATE OWNED**

5. CORE RECONCILIATION DETAIL

			Budget Class	FTE	GR	Federal	Other	Total	Explanation
TAFP AFTER VETOES									
			EE	0.00	346,454	260,519	559,627	1,166,600	
			Total	0.00	346,454	260,519	559,627	1,166,600	
DEPARTMENT CORE ADJUSTMENTS									
Core Reallocation	1213 7689		EE	0.00	0	(7,635)	0	(7,635)	Reallocation to align budget based on need.
Core Reallocation	1227 7688		EE	0.00	(986)	0	0	(986)	Reallocation to align budget based on need.
Core Reallocation	1246 2974		EE	0.00	0	0	(15,605)	(15,605)	Reallocation to align budget based on need.
Core Reallocation	1246 2982		EE	0.00	0	0	10,000	10,000	Reallocation to align budget based on need.
Core Reallocation	1246 2983		EE	0.00	0	0	2,734	2,734	Reallocation to align budget based on need.
Core Reallocation	1246 2986		EE	0.00	0	0	2,946	2,946	Reallocation to align budget based on need.
Core Reallocation	1246 3015		EE	0.00	0	0	(1,025)	(1,025)	Reallocation to align budget based on need.
Core Reallocation	1246 2987		EE	0.00	0	0	(224)	(224)	Reallocation to align budget based on need.
Core Reallocation	1246 5624		EE	0.00	0	0	2,774	2,774	Reallocation to align budget based on need.
Core Reallocation	1246 6065		EE	0.00	0	0	(2,329)	(2,329)	Reallocation to align budget based on need.
Core Reallocation	1246 7690		EE	0.00	0	0	(4,387)	(4,387)	Reallocation to align budget based on need.

CORE RECONCILIATION DETAIL

STATE
DNR STATE OWNED

5. CORE RECONCILIATION DETAIL

	Budget Class	FTE	GR	Federal	Other	Total	Explanation
DEPARTMENT CORE ADJUSTMENTS							
Core Reallocation	1246 2975 EE	0.00	0	0	(79)	(79)	Reallocation to align budget based on need.
NET DEPARTMENT CHANGES		0.00	(986)	(7,635)	(5,195)	(13,816)	
DEPARTMENT CORE REQUEST							
	EE	0.00	345,468	252,884	554,432	1,152,784	
	Total	0.00	345,468	252,884	554,432	1,152,784	
GOVERNOR'S RECOMMENDED CORE							
	EE	0.00	345,468	252,884	554,432	1,152,784	
	Total	0.00	345,468	252,884	554,432	1,152,784	

CORE DECISION ITEM

Department: Office of Administration	Budget Unit: 33925C & 33926C
Division:	
Core: HB13 Real Estate	HB Section: 13.005 & 13.010

1. CORE FINANCIAL SUMMARY

	FY 2022 Budget Request			
	GR	Federal	Other	Total
PS	0	0	0	0
EE	4,176,759	0	892,518	5,069,277
PSD	0	0	0	0
TRF	0	0	0	0
Total	4,176,759	0	892,518	5,069,277
FTE	0.00	0.00	0.00	0.00

	FY 2022 Governor's Recommendation			
	GR	Federal	Other	Total
PS	0	0	0	0
EE	0	0	0	0
PSD	0	0	0	0
TRF	0	0	0	0
Total	0	0	0	0
FTE	0.00	0.00	0.00	0.00

Est. Fringe	0	0	0	0
--------------------	---	---	---	---

Note: Fringes budgeted in House Bill 5 except for certain fringes budgeted directly to MoDOT, Highway Patrol, and Conservation.

Est. Fringe	0	0	0	0
--------------------	---	---	---	---

Note: Fringes budgeted in House Bill 5 except for certain fringes budgeted directly to MoDOT, Highway Patrol, and Conservation.

Other Funds: See Fund Summary.

Other Funds: See Fund Summary.

2. CORE DESCRIPTION

The Division of Facilities Management, Design & Construction (FMDC) is responsible for the oversight and management of approximately twenty-four (24) lease contracts, totaling nearly one hundred twenty-three thousand (123,000) sq. ft. and four hundred ninety-seven thousand (497,000) sq. ft. of state-owned space on behalf of the Office of Administration.

	FY 2022 Budget Request			
	GR	Federal	Other	Total
Leasing	\$528,612	\$0	\$460,607	\$989,219
State-Owned	\$3,648,147	\$0	\$431,911	\$4,080,058
Total	\$4,176,759	\$0	\$892,518	\$5,069,277

	FY 2022 Governor's Recommendation			
	GR	Federal	Other	Total
Leasing		\$0		\$0
State-Owned		\$0		\$0
Total	\$0	\$0	\$0	\$0

3. PROGRAM LISTING (list programs included in this core funding)

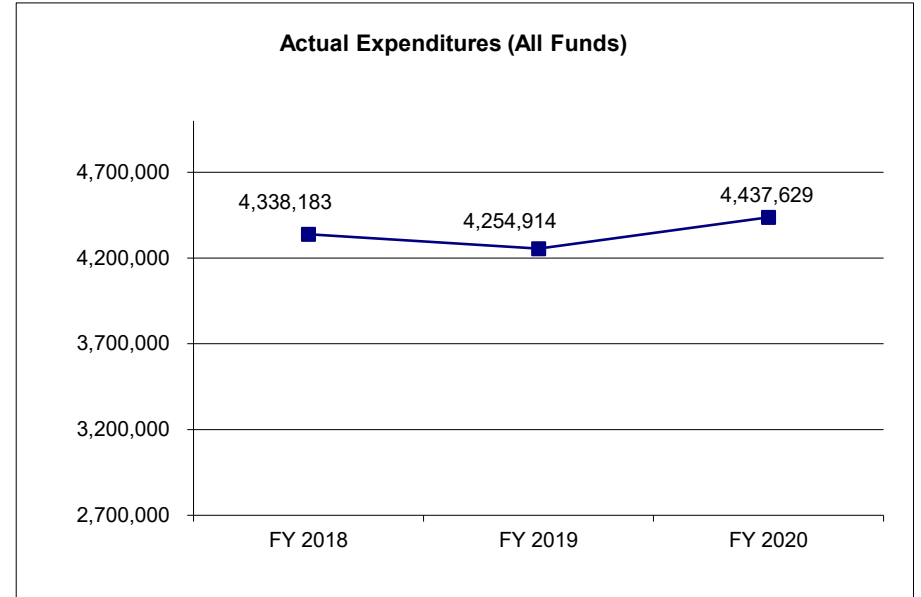
N/A

CORE DECISION ITEM

Department: Office of Administration	Budget Unit: 33925C & 33926C
Division:	
Core: HB13 Real Estate	HB Section: 13.005 & 13.010

4. FINANCIAL HISTORY

	FY 2018 Actual	FY 2019 Actual	FY 2020 Actual	FY 2020 Current Yr.
Appropriation (All Funds)	4,433,488	4,383,776	4,514,741	5,069,277
Less Reverted (All Funds)	(45,867)	(103,867)	(107,187)	(125,286)
Less Restricted (All Funds)*	0	0	0	(554)
Budget Authority (All Funds)	4,387,621	4,279,909	4,407,554	4,943,437
Actual Expenditures (All Funds)	4,338,183	4,254,914	4,437,629	N/A
Unexpended (All Funds)	49,438	24,995	(30,075)	0
Unexpended, by Fund:				
General Revenue	(82,651)	7,596	(126,857)	N/A
Federal	0	0	0	N/A
Other	132,089	17,399	96,782	N/A



*Restricted amount is as of _____.

Reverted includes the statutory three-percent reserve amount (when applicable).

Restricted includes any Governor's Expenditure Restrictions which remained at the end of the fiscal year (when applicable).

NOTES:

Expenditures by HB Section:		FY 2018 Actual	FY 2019 Actual	FY 2020 Actual
13.005	Leasing	933,304	875,811	980,442
13.010	State-Owned	3,404,879	3,379,103	3,457,187
13.015	Institutional	0	0	0
	Total	4,338,183	4,254,914	4,437,629

CORE RECONCILIATION DETAIL

STATE
OA LEASING

5. CORE RECONCILIATION DETAIL

	Budget Class	FTE	GR	Federal	Other	Total	Explanation
TAFP AFTER VETOES							
	EE	0.00	528,612	0	460,607	989,219	
	Total	0.00	528,612	0	460,607	989,219	
DEPARTMENT CORE ADJUSTMENTS							
Core Reallocation	1205 1067	EE	0.00	0	(205)	(205)	Reallocation to align budget based on need.
Core Reallocation	1205 1066	EE	0.00	0	(5,256)	(5,256)	Reallocation to align budget based on need.
	NET DEPARTMENT CHANGES	0.00	0	0	(5,461)	(5,461)	
DEPARTMENT CORE REQUEST							
	EE	0.00	528,612	0	455,146	983,758	
	Total	0.00	528,612	0	455,146	983,758	
GOVERNOR'S RECOMMENDED CORE							
	EE	0.00	528,612	0	455,146	983,758	
	Total	0.00	528,612	0	455,146	983,758	

CORE RECONCILIATION DETAIL

STATE
OA STATE OWNED

5. CORE RECONCILIATION DETAIL

		Budget Class	FTE	GR	Federal	Other	Total	Explanation
TAFP AFTER VETOES								
		EE	0.00	3,648,147	0	431,911	4,080,058	
		Total	0.00	3,648,147	0	431,911	4,080,058	
DEPARTMENT CORE ADJUSTMENTS								
Core Reallocation	1238 7670	EE	0.00	(244,193)	0	0	(244,193)	Reallocation to align budget based on need.
Core Reallocation	1253 7675	EE	0.00	0	0	(1,363)	(1,363)	Reallocation to align budget based on need.
Core Reallocation	1253 7674	EE	0.00	0	0	29,731	29,731	Reallocation to align budget based on need.
		NET DEPARTMENT CHANGES	0.00	(244,193)	0	28,368	(215,825)	
DEPARTMENT CORE REQUEST								
		EE	0.00	3,403,954	0	460,279	3,864,233	
		Total	0.00	3,403,954	0	460,279	3,864,233	
GOVERNOR'S RECOMMENDED CORE								
		EE	0.00	3,403,954	0	460,279	3,864,233	
		Total	0.00	3,403,954	0	460,279	3,864,233	

CORE DECISION ITEM

Department: Public Safety	Budget Unit: 34221C, 34222C & 34227C
Division:	
Core: HB13 Real Estate	HB Section: 13.005, 13.010 & 13.015

1. CORE FINANCIAL SUMMARY

	FY 2022 Budget Request					FY 2022 Governor's Recommendation			
	GR	Federal	Other	Total		GR	Federal	Other	Total
PS	0	0	0	0	PS	0	0	0	0
EE	262,443	7,958	567,594	837,995	EE	0	0	0	0
PSD	0	0	0	0	PSD	0	0	0	0
TRF	0	0	0	0	TRF	0	0	0	0
Total	<u>262,443</u>	<u>7,958</u>	<u>567,594</u>	<u>837,995</u>	Total	<u>0</u>	<u>0</u>	<u>0</u>	<u>0</u>
FTE	0.00	0.00	0.00	0.00	FTE	0.00	0.00	0.00	0.00
Est. Fringe	0	0	0	0	Est. Fringe	0	0	0	0
<i>Note: Fringes budgeted in House Bill 5 except for certain fringes budgeted directly to MoDOT, Highway Patrol, and Conservation.</i>					<i>Note: Fringes budgeted in House Bill 5 except for certain fringes budgeted directly to MoDOT, Highway Patrol, and Conservation.</i>				

Other Funds: See Fund Summary.

Other Funds: See Fund Summary.

2. CORE DESCRIPTION

The Division of Facilities Management, Design & Construction (FMDC) is responsible for the oversight and management of approximately twenty-eight (28) lease contracts, totaling approximately thirty thousand (30,000) sq. ft., approximately seventy-six thousand (76,000) sq. ft. of state-owned space on behalf of the Department of Public Safety's Office of the Director, Veteran's Commission, Liquor Control, Capitol Police, and Fire Marshall.

	FY 2022 Budget Request					FY 2022 Governor's Recommendation			
	GR	Federal	Other	Total		GR	Federal	Other	Total
Leasing	\$0	\$7,742	\$342,721	\$350,463	Leasing				
State-Owned	\$262,443	\$216	\$224,873	\$487,532	State-Owned				
Total	<u>\$262,443</u>	<u>\$7,958</u>	<u>\$567,594</u>	<u>\$837,995</u>	Total	<u>\$0</u>	<u>\$0</u>	<u>\$0</u>	<u>\$0</u>

3. PROGRAM LISTING (list programs included in this core funding)

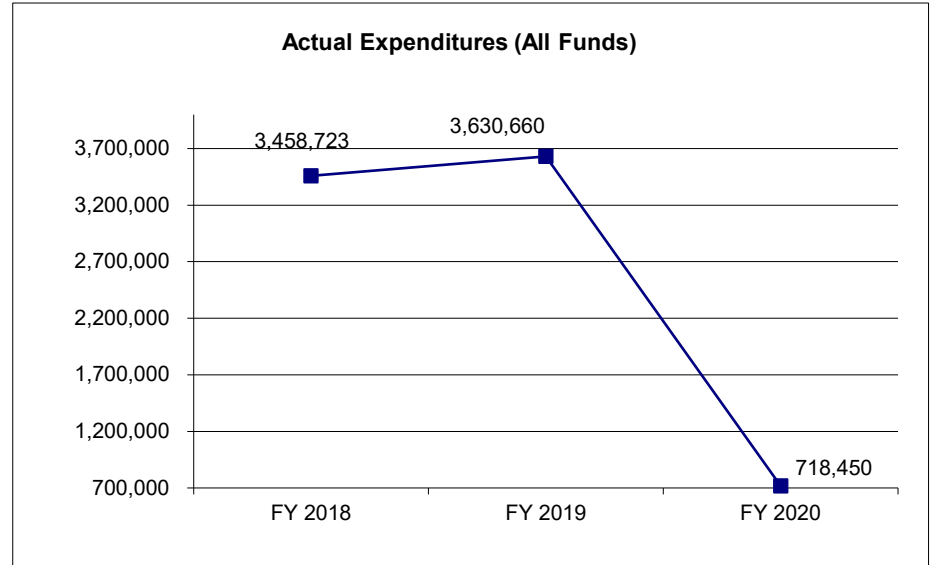
N/A

CORE DECISION ITEM

Department: Public Safety	Budget Unit: 34221C, 34222C & 34227C
Division:	
Core: HB13 Real Estate	HB Section: 13.005, 13.010 & 13.015

4. FINANCIAL HISTORY

	FY 2018 Actual	FY 2019 Actual	FY 2020 Actual	FY 2021 Current Yr.
Appropriation (All Funds)	3,580,216	3,666,471	890,853	837,995
Less Reverted (All Funds)	0	(7,178)	(7,223)	(7,873)
Less Restricted (All Funds)*	0	0	0	0
Budget Authority (All Funds)	3,580,216	3,659,293	883,630	830,122
Actual Expenditures (All Funds)	3,458,723	3,630,660	718,450	N/A
Unexpended (All Funds)	121,493	28,633	165,180	0
Unexpended, by Fund:				
General Revenue	0	(23,866)	0	N/A
Federal	8,839	19,846	32,596	N/A
Other	112,654	32,653	132,584	N/A
			(1)	



*Restricted amount is as of _____.

Reverted includes the statutory three-percent reserve amount (when applicable).

Restricted includes any Governor's Expenditure Restrictions which remained at the end of the fiscal year (when applicable).

NOTES: (1) Spending authority to support institutional real property was transferred to the Department of Public Safety in the FY20 Department Request budget.

Expenditures by HB Section:	FY 2018 Actual	FY 2019 Actual	FY 2020 Actual
13.005 Leasing	303,172	307,414	284,650
13.010 State-Owned	369,540	425,798	433,800
13.015 Institutional	2,786,011	2,897,448	0
Total	3,458,723	3,630,660	718,450

CORE RECONCILIATION DETAIL

**STATE
PUBLIC SAFETY LEASING**

5. CORE RECONCILIATION DETAIL

		Budget Class	FTE	GR	Federal	Other	Total	Explanation
TAFP AFTER VETOES								
		EE	0.00	0	7,742	342,721	350,463	
		Total	0.00	0	7,742	342,721	350,463	
DEPARTMENT CORE ADJUSTMENTS								
Core Reallocation	1181 4215	EE	0.00	0	(20)	0	(20)	Reallocation to align budget based on need.
Core Reallocation	1181 7470	EE	0.00	0	(11)	0	(11)	Reallocation to align budget based on need.
Core Reallocation	1206 1272	EE	0.00	0	0	(8,393)	(8,393)	Reallocation to align budget based on need.
Core Reallocation	1206 8315	EE	0.00	0	0	45,116	45,116	Reallocation to align budget based on need.
	NET DEPARTMENT CHANGES		0.00	0	(31)	36,723	36,692	
DEPARTMENT CORE REQUEST								
		EE	0.00	0	7,711	379,444	387,155	
		Total	0.00	0	7,711	379,444	387,155	
GOVERNOR'S RECOMMENDED CORE								
		EE	0.00	0	7,711	379,444	387,155	
		Total	0.00	0	7,711	379,444	387,155	

CORE RECONCILIATION DETAIL

**STATE
PUBLIC SAFETY STATE OWNED**

5. CORE RECONCILIATION DETAIL

		Budget Class	FTE	GR	Federal	Other	Total	Explanation
TAFP AFTER VETOES								
		EE	0.00	262,443	216	224,873	487,532	
		Total	0.00	262,443	216	224,873	487,532	
DEPARTMENT CORE ADJUSTMENTS								
Core Reallocation	1219 9239	EE	0.00	0	(216)	0	(216)	Reallocation to align budget based on need.
Core Reallocation	1239 7728	EE	0.00	2,000	0	0	2,000	Reallocation to align budget based on need.
Core Reallocation	1254 8316	EE	0.00	0	0	2,000	2,000	Reallocation to align budget based on need.
NET DEPARTMENT CHANGES			0.00	2,000	(216)	2,000	3,784	
DEPARTMENT CORE REQUEST								
		EE	0.00	264,443	0	226,873	491,316	
		Total	0.00	264,443	0	226,873	491,316	
GOVERNOR'S RECOMMENDED CORE								
		EE	0.00	264,443	0	226,873	491,316	
		Total	0.00	264,443	0	226,873	491,316	

CORE DECISION ITEM

Department: Revenue & Tax Commission	Budget Unit: 33850C & 33851C
Division:	
Core: HB13 Real Estate	HB Section: 13.005 & 13.010

1. CORE FINANCIAL SUMMARY

	FY 2022 Budget Request			
	GR	Federal	Other	Total
PS	0	0	0	0
EE	2,348,066	0	0	2,348,066
PSD	0	0	0	0
TRF	0	0	0	0
Total	2,348,066	0	0	2,348,066
FTE	0.00	0.00	0.00	0.00

	FY 2022 Governor's Recommendation			
	GR	Federal	Other	Total
PS	0	0	0	0
EE	0	0	0	0
PSD	0	0	0	0
TRF	0	0	0	0
Total	0	0	0	0
FTE	0.00	0.00	0.00	0.00

Est. Fringe	0	0	0	0
--------------------	---	---	---	---

Note: Fringes budgeted in House Bill 5 except for certain fringes budgeted directly to MoDOT, Highway Patrol, and Conservation.

Est. Fringe	0	0	0	0
--------------------	---	---	---	---

Note: Fringes budgeted in House Bill 5 except for certain fringes budgeted directly to MoDOT, Highway Patrol, and Conservation.

Other Funds: N/A

Other Funds: N/A

2. CORE DESCRIPTION

The Division of Facilities Management, Design & Construction (FMDC) is responsible for the oversight and management of approximately eleven (11) lease contracts, totaling over twenty thousand (20,000) sq. ft. and approximately two hundred eighty-four thousand (284,000) sq. ft. of state-owned space on behalf of the Department of Revenue & Tax Commission.

	FY 2022 Budget Request			
	GR	Federal	Other	Total
Leasing	\$456,418	\$0	\$0	\$456,418
State-Owned	\$1,891,648	\$0	\$0	\$1,891,648
Total	\$2,348,066	\$0	\$0	\$2,348,066

	FY 2022 Governor's Recommendation			
	GR	Federal	Other	Total
Leasing		\$0	\$0	\$0
State-Owned		\$0	\$0	\$0
Total	\$0	\$0	\$0	\$0

3. PROGRAM LISTING (list programs included in this core funding)

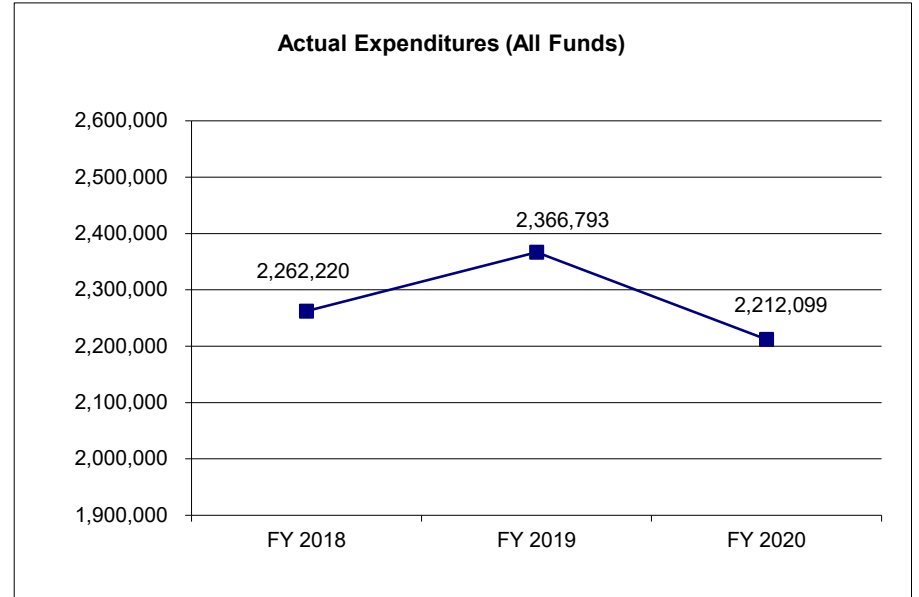
N/A

CORE DECISION ITEM

Department: Revenue & Tax Commission	Budget Unit: 33850C & 33851C
Division:	
Core: HB13 Real Estate	HB Section: 13.005 & 13.010

4. FINANCIAL HISTORY

	FY 2018 Actual	FY 2019 Actual	FY 2020 Actual	FY 2021 Current Yr.
Appropriation (All Funds)	2,442,284	2,449,064	2,339,507	2,348,066
Less Reverted (All Funds)	(88,859)	(73,472)	(70,185)	(70,442)
Less Restricted (All Funds)*	0	0	0	0
Budget Authority (All Funds)	2,353,425	2,375,592	2,269,322	2,277,624
Actual Expenditures (All Funds)	2,262,220	2,366,793	2,212,099	N/A
Unexpended (All Funds)	91,205	8,799	57,223	0
Unexpended, by Fund:				
General Revenue	91,205	8,799	57,223	N/A
Federal	0	0	0	N/A
Other	0	0	0	N/A



*Restricted amount is as of _____.

Reverted includes the statutory three-percent reserve amount (when applicable).

Restricted includes any Governor's Expenditure Restrictions which remained at the end of the fiscal year (when applicable).

NOTES:

Expenditures by HB Section:		FY 2018 Actual	FY 2019 Actual	FY 2020 Actual
13.005	Leasing	417,843	453,749	381,986
13.010	State-Owned	1,844,377	1,913,044	1,830,113
13.015	Institutional	0	0	0
	Total	2,262,220	2,366,793	2,212,099

CORE RECONCILIATION DETAIL

**STATE
REVENUE LEASING**

5. CORE RECONCILIATION DETAIL

	Budget Class	FTE	GR	Federal	Other	Total	Explanation
TAFP AFTER VETOES							
	EE	0.00	456,418	0	0	456,418	
	Total	0.00	456,418	0	0	456,418	
DEPARTMENT CORE REQUEST							
	EE	0.00	456,418	0	0	456,418	
	Total	0.00	456,418	0	0	456,418	
GOVERNOR'S RECOMMENDED CORE							
	EE	0.00	456,418	0	0	456,418	
	Total	0.00	456,418	0	0	456,418	

CORE RECONCILIATION DETAIL

STATE
REVENUE STATE OWNED

5. CORE RECONCILIATION DETAIL

	Budget Class	FTE	GR	Federal	Other	Total	Explanation
TAFP AFTER VETOES	EE	0.00	1,891,648	0	0	1,891,648	
	Total	0.00	1,891,648	0	0	1,891,648	
DEPARTMENT CORE REQUEST	EE	0.00	1,891,648	0	0	1,891,648	
	Total	0.00	1,891,648	0	0	1,891,648	
GOVERNOR'S RECOMMENDED CORE	EE	0.00	1,891,648	0	0	1,891,648	
	Total	0.00	1,891,648	0	0	1,891,648	

CORE DECISION ITEM

Department: Secretary of State's Office	Budget Unit: 34445C & 34446C
Division:	
Core: HB13 Real Estate	HB Section: 13.005 & 13.010

1. CORE FINANCIAL SUMMARY

	FY 2022 Budget Request			
	GR	Federal	Other	Total
PS	0	0	0	0
EE	1,596,989	0	42,151	1,639,140
PSD	0	0	0	0
TRF	0	0	0	0
Total	1,596,989	0	42,151	1,639,140
FTE	0.00	0.00	0.00	0.00

	FY 2022 Governor's Recommendation			
	GR	Federal	Other	Total
PS	0	0	0	0
EE	0	0	0	0
PSD	0	0	0	0
TRF	0	0	0	0
Total	0	0	0	0
FTE	0.00	0.00	0.00	0.00

Est. Fringe	0	0	0	0
--------------------	---	---	---	---

Note: Fringes budgeted in House Bill 5 except for certain fringes budgeted directly to MoDOT, Highway Patrol, and Conservation.

Est. Fringe	0	0	0	0
--------------------	---	---	---	---

Note: Fringes budgeted in House Bill 5 except for certain fringes budgeted directly to MoDOT, Highway Patrol, and Conservation.

Other Funds: See Fund Summary.

Other Funds: See Fund Summary.

2. CORE DESCRIPTION

The Division of Facilities Management, Design & Construction (FMDC) is responsible for the oversight and management of approximately six (6) parking/storage lease contracts, totaling approximately ninety-nine thousand (99,000) sq. ft. and approximately one hundred seventy-three thousand (173,000) sq. ft. of state-owned space on behalf of the Office of Secretary of State.

	FY 2022 Budget Request			
	GR	Federal	Other	Total
Leasing	\$606,632	\$0	\$2,104	\$608,736
State-Owned	\$990,357	\$0	\$40,047	\$1,030,404
Total	\$1,596,989	\$0	\$42,151	\$1,639,140

	FY 2022 Governor's Recommendation			
	GR	Federal	Other	Total
Leasing		\$0		\$0
State-Owned		\$0		\$0
Total	\$0	\$0	\$0	\$0

3. PROGRAM LISTING (list programs included in this core funding)

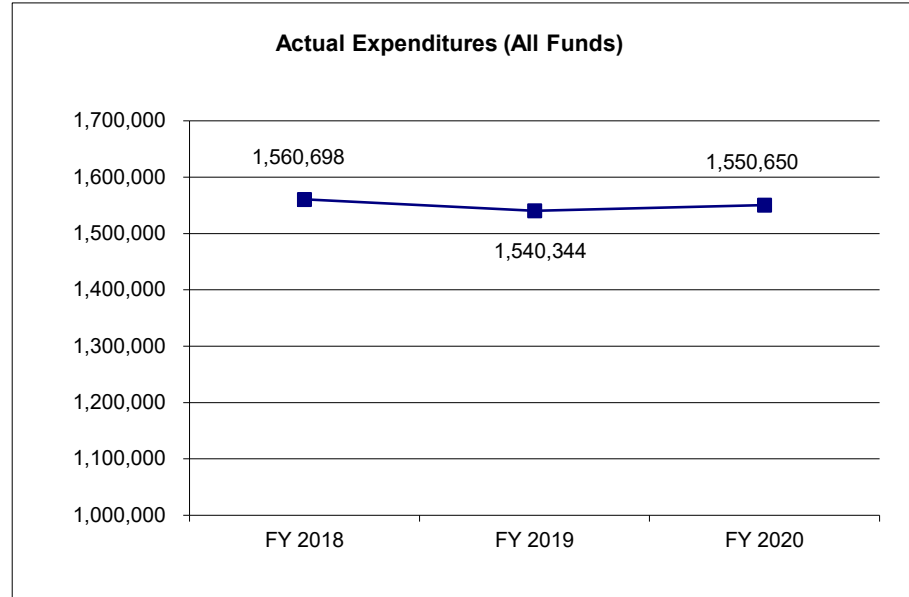
N/A

CORE DECISION ITEM

Department: Secretary of State's Office	Budget Unit: 34445C & 34446C
Division:	
Core: HB13 Real Estate	HB Section: 13.005 & 13.010

4. FINANCIAL HISTORY

	FY 2018 Actual	FY 2019 Actual	FY 2020 Actual	FY 2021 Current Yr.
Appropriation (All Funds)	1,637,368	1,734,006	1,714,572	1,639,140
Less Reverted (All Funds)	(71,622)	(50,836)	(50,227)	(47,910)
Less Restricted (All Funds)*	0	0	0	0
Budget Authority (All Funds)	1,565,746	1,683,170	1,664,345	1,591,230
Actual Expenditures (All Funds)	1,560,698	1,540,344	1,550,650	N/A
Unexpended (All Funds)	5,048	142,826	113,695	0
Unexpended, by Fund:				
General Revenue	4,952	142,462	113,600	N/A
Federal	0	0	0	N/A
Other	96	364	95	N/A



*Restricted amount is as of _____.

Reverted includes the statutory three-percent reserve amount (when applicable).

Restricted includes any Governor's Expenditure Restrictions which remained at the end of the fiscal year (when applicable).

NOTES:

Expenditures by HB Section:		FY 2018 Actual	FY 2019 Actual	FY 2020 Actual
13.005	Leasing	594,971	581,270	598,070
13.010	State-Owned	965,727	959,074	952,580
13.015	Institutional	0	0	0
	Total	1,560,698	1,540,344	1,550,650

CORE RECONCILIATION DETAIL

STATE
SECRETARY OF STATE LEASING

5. CORE RECONCILIATION DETAIL

	Budget Class	FTE	GR	Federal	Other	Total	Explanation
TAFP AFTER VETOES							
	EE	0.00	606,632	0	2,104	608,736	
	Total	0.00	606,632	0	2,104	608,736	
DEPARTMENT CORE ADJUSTMENTS							
Core Reallocation	1207 6081 EE	0.00	0	0	(4)	(4)	Reallocation to align budget based on need.
NET DEPARTMENT CHANGES		0.00	0	0	(4)	(4)	
DEPARTMENT CORE REQUEST							
	EE	0.00	606,632	0	2,100	608,732	
	Total	0.00	606,632	0	2,100	608,732	
GOVERNOR'S RECOMMENDED CORE							
	EE	0.00	606,632	0	2,100	608,732	
	Total	0.00	606,632	0	2,100	608,732	

CORE RECONCILIATION DETAIL

STATE
SEC OF STATE STATE OWNED

5. CORE RECONCILIATION DETAIL

		Budget Class	FTE	GR	Federal	Other	Total	Explanation
TAFP AFTER VETOES								
		EE	0.00	990,357	0	40,047	1,030,404	
		Total	0.00	990,357	0	40,047	1,030,404	
DEPARTMENT CORE ADJUSTMENTS								
Core Reallocation	1255 7776	EE	0.00	0	0	(565)	(565)	Reallocation to align budget based on need.
Core Reallocation	1255 7774	EE	0.00	0	0	(365)	(365)	Reallocation to align budget based on need.
	NET DEPARTMENT CHANGES		0.00	0	0	(930)	(930)	
DEPARTMENT CORE REQUEST								
		EE	0.00	990,357	0	39,117	1,029,474	
		Total	0.00	990,357	0	39,117	1,029,474	
GOVERNOR'S RECOMMENDED CORE								
		EE	0.00	990,357	0	39,117	1,029,474	
		Total	0.00	990,357	0	39,117	1,029,474	

CORE DECISION ITEM

Department: Social Services	Budget Unit: 34393C, 34397C & 34398C
Division:	
Core: HB13 Real Estate	HB Section: 13.005, 13.010 & 13.015

1. CORE FINANCIAL SUMMARY

	FY 2022 Budget Request					FY 2022 Governor's Recommendation			
	GR	Federal	Other	Total		GR	Federal	Other	Total
PS	0	0	0	0	PS	0	0	0	0
EE	18,462,625	7,179,494	22,785	25,664,904	EE	0	0	0	0
PSD	0	0	0	0	PSD	0	0	0	0
TRF	0	0	0	0	TRF	0	0	0	0
Total	18,462,625	7,179,494	22,785	25,664,904	Total	0	0	0	0
FTE	0.00	0.00	0.00	0.00	FTE	0.00	0.00	0.00	0.00

Est. Fringe	0	0	0	0
--------------------	---	---	---	---

Note: Fringes budgeted in House Bill 5 except for certain fringes budgeted directly to MoDOT, Highway Patrol, and Conservation.

Est. Fringe	0	0	0	0
--------------------	---	---	---	---

Note: Fringes budgeted in House Bill 5 except for certain fringes budgeted directly to MoDOT, Highway Patrol, and Conservation.

Other Funds: See Fund Summary.

2. CORE DESCRIPTION

The Division of Facilities Management, Design & Construction (FMDC) is responsible for the oversight and management of approximately one hundred fifty-seven (157) lease contracts, totaling approximately one million one hundred thousand (1.1M) sq. ft., approximately seven hundred forty-eight thousand (748,000) sq. ft. of state-owned space and approximately five hundred thirty-six thousand (536,000) sq. ft. of institutional space on behalf of the Department of Social Services.

	FY 2022 Budget Request					FY 2022 Governor's Recommendation			
	GR	Federal	Other	Total		GR	Federal	Other	Total
Leasing	\$9,815,273	\$5,521,093	\$0	\$15,336,366	Leasing			\$0	\$0
State-Owned	\$5,143,754	\$814,573	\$22,785	\$5,981,112	State-Owned				\$0
Institutional	\$3,503,598	\$843,828	\$0	\$4,347,426	Institutional			\$0	\$0
Total	\$18,462,625	\$7,179,494	\$22,785	\$25,664,904	Total	\$0	\$0	\$0	\$0

3. PROGRAM LISTING (list programs included in this core funding)

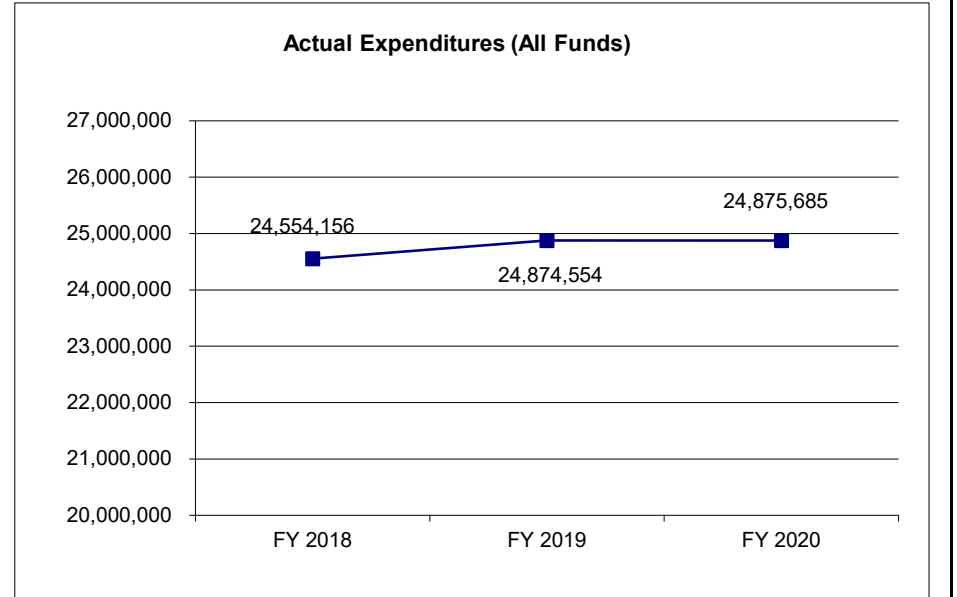
N/A

CORE DECISION ITEM

Department: Social Services	Budget Unit: 34393C, 34397C & 34398C
Division:	
Core: HB13 Real Estate	HB Section: 13.005, 13.010 & 13.015

4. FINANCIAL HISTORY

	FY 2018 Actual	FY 2019 Actual	FY 2020 Actual	FY 2021 Current Yr.
Appropriation (All Funds)	25,545,908	25,837,361	25,811,355	25,664,904
Less Reverted (All Funds)	(513)	(558,276)	(559,256)	(554,402)
Less Restricted (All Funds)*	0	0	0	0
Budget Authority (All Funds)	25,545,395	25,279,085	25,252,099	25,110,502
Actual Expenditures (All Funds)	24,554,156	24,874,554	24,875,685	N/A
Unexpended (All Funds)	991,239	404,531	376,414	0
Unexpended, by Fund:				
General Revenue	676,830	127,536	157,325	N/A
Federal	314,295	270,556	218,995	N/A
Other	114	6,439	94	N/A



*Restricted amount is as of _____.

Reverted includes the statutory three-percent reserve amount (when applicable).

Restricted includes any Governor's Expenditure Restrictions which remained at the end of the fiscal year (when applicable).

NOTES:

Expenditures by HB Section:		FY 2018 Actual	FY 2019 Actual	FY 2020 Actual
13.005	Leasing	14,417,293	14,430,891	14,393,892
13.010	State-Owned	6,168,255	6,370,235	6,333,572
13.015	Institutional	3,968,608	4,073,428	4,148,221
	Total	24,554,156	24,874,554	24,875,685

CORE RECONCILIATION DETAIL

**STATE
SOCIAL SERVICES LEASING**

5. CORE RECONCILIATION DETAIL

				Budget Class	FTE	GR	Federal	Other	Total	Explanation
TAFP AFTER VETOES										
				EE	0.00	9,815,273	5,521,093	0	15,336,366	
				Total	0.00	9,815,273	5,521,093	0	15,336,366	
DEPARTMENT CORE ADJUSTMENTS										
Core Reallocation	1183	1435	EE	0.00	0	(34,955)	0	(34,955)		Reallocation to align budget based on need.
Core Reallocation	1192	1434	EE	0.00	(10,000)	0	0	(10,000)		Reallocation to align budget based on need.
NET DEPARTMENT CHANGES					0.00	(10,000)	(34,955)	0	(44,955)	
DEPARTMENT CORE REQUEST										
				EE	0.00	9,805,273	5,486,138	0	15,291,411	
				Total	0.00	9,805,273	5,486,138	0	15,291,411	
GOVERNOR'S RECOMMENDED CORE										
				EE	0.00	9,805,273	5,486,138	0	15,291,411	
				Total	0.00	9,805,273	5,486,138	0	15,291,411	

CORE RECONCILIATION DETAIL

**STATE
SOCIAL SRVS STATE OWNED**

5. CORE RECONCILIATION DETAIL

		Budget Class	FTE	GR	Federal	Other	Total	Explanation
TAFP AFTER VETOES								
		EE	0.00	5,143,754	814,573	22,785	5,981,112	
		Total	0.00	5,143,754	814,573	22,785	5,981,112	
DEPARTMENT CORE ADJUSTMENTS								
Core Reallocation	1220 7762	EE	0.00	0	(1,975)	0	(1,975)	Reallocation to align budget based on need.
Core Reallocation	1220 7764	EE	0.00	0	110,018	0	110,018	Reallocation to align budget based on need.
Core Reallocation	1240 7759	EE	0.00	213,411	0	0	213,411	Reallocation to align budget based on need.
Core Reallocation	1256 7765	EE	0.00	0	0	(83)	(83)	Reallocation to align budget based on need.
Core Reallocation	1256 7763	EE	0.00	0	0	(266)	(266)	Reallocation to align budget based on need.
	NET DEPARTMENT CHANGES		0.00	213,411	108,043	(349)	321,105	
DEPARTMENT CORE REQUEST								
		EE	0.00	5,357,165	922,616	22,436	6,302,217	
		Total	0.00	5,357,165	922,616	22,436	6,302,217	
GOVERNOR'S RECOMMENDED CORE								
		EE	0.00	5,357,165	922,616	22,436	6,302,217	
		Total	0.00	5,357,165	922,616	22,436	6,302,217	

CORE RECONCILIATION DETAIL

STATE
SOCIAL SRVS INSTITUTIONAL

5. CORE RECONCILIATION DETAIL

	Budget Class	FTE	GR	Federal	Other	Total	Explanation
TAFP AFTER VETOES							
	EE	0.00	3,503,598	843,828	0	4,347,426	
	Total	0.00	3,503,598	843,828	0	4,347,426	
DEPARTMENT CORE REQUEST							
	EE	0.00	3,503,598	843,828	0	4,347,426	
	Total	0.00	3,503,598	843,828	0	4,347,426	
GOVERNOR'S RECOMMENDED CORE							
	EE	0.00	3,503,598	843,828	0	4,347,426	
	Total	0.00	3,503,598	843,828	0	4,347,426	

CORE DECISION ITEM

Department: Office of State Treasurer	Budget Unit: 34453C
Division:	
Core: HB13 Real Estate	HB Section: 13.010

1. CORE FINANCIAL SUMMARY

	FY 2022 Budget Request			
	GR	Federal	Other	Total
PS	0	0	0	0
EE	0	0	186,036	186,036
PSD	0	0	0	0
TRF	0	0	0	0
Total	0	0	186,036	186,036
FTE	0.00	0.00	0.00	0.00

	FY 2022 Governor's Recommendation			
	GR	Federal	Other	Total
PS	0	0	0	0
EE	0	0	0	0
PSD	0	0	0	0
TRF	0	0	0	0
Total	0	0	0	0
FTE	0.00	0.00	0.00	0.00

Est. Fringe	0	0	0	0
--------------------	---	---	---	---

Note: Fringes budgeted in House Bill 5 except for certain fringes budgeted directly to MoDOT, Highway Patrol, and Conservation.

Est. Fringe	0	0	0	0
--------------------	---	---	---	---

Note: Fringes budgeted in House Bill 5 except for certain fringes budgeted directly to MoDOT, Highway Patrol, and Conservation.

Other Funds: See Fund Summary.

Other Funds: See Fund Summary.

2. CORE DESCRIPTION

The Division of Facilities Management, Design & Construction (FMDC) is responsible for the oversight and management of approximately twenty-seven thousand (27,000) sq. ft. of state-owned office space on behalf of the Office of State Treasurer.

	FY 2022 Budget Request			
	GR	Federal	Other	Total
State-Owned	\$0	\$0	\$186,036	\$186,036
Total	\$0	\$0	\$186,036	\$186,036

	FY 2022 Governor's Recommendation			
	GR	Federal	Other	Total
State-Owned	\$0	\$0	\$0	\$0
Total	\$0	\$0	\$0	\$0

3. PROGRAM LISTING (list programs included in this core funding)

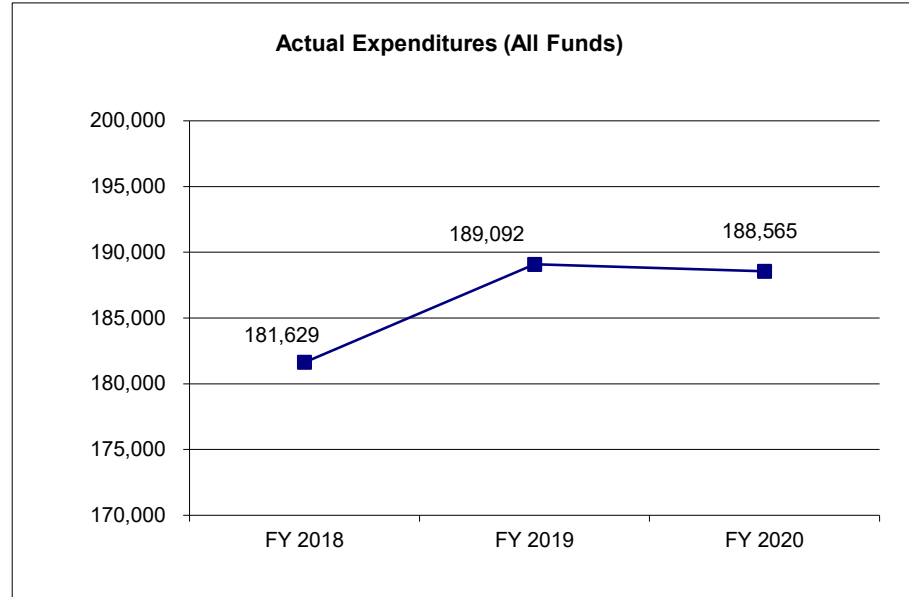
N/A

CORE DECISION ITEM

Department: Office of State Treasurer	Budget Unit: 34453C
Division:	
Core: HB13 Real Estate	HB Section: 13.010

4. FINANCIAL HISTORY

	FY 2018 Actual	FY 2019 Actual	FY 2020 Actual	FY 2021 Current Yr.
Appropriation (All Funds)	181,629	188,526	188,565	186,036
Less Reverted (All Funds)	0	0	0	0
Less Restricted (All Funds)*	0	0	0	0
Budget Authority (All Funds)	181,629	188,526	188,565	186,036
Actual Expenditures (All Funds)	181,629	189,092	188,565	N/A
Unexpended (All Funds)	0	(566)	0	0
Unexpended, by Fund:				
General Revenue	0	0	0	N/A
Federal	0	0	0	N/A
Other	0	(566)	0	N/A



*Restricted amount is as of _____.

Reverted includes the statutory three-percent reserve amount (when applicable).

Restricted includes any Governor's Expenditure Restrictions which remained at the end of the fiscal year (when applicable).

NOTES:

Expenditures by HB Section:		FY 2018 Actual	FY 2019 Actual	FY 2020 Actual
13.005	Leasing	0	0	0
13.010	State-Owned	181,629	189,092	188,565
13.015	Institutional	0	0	0
	Total	181,629	189,092	188,565

CORE RECONCILIATION DETAIL

STATE
TREASURER STATE OWNED

5. CORE RECONCILIATION DETAIL

	Budget Class	FTE	GR	Federal	Other	Total	Explanation
TAFP AFTER VETOES							
	EE	0.00	0	0	186,036	186,036	
	Total	0.00	0	0	186,036	186,036	
DEPARTMENT CORE ADJUSTMENTS							
Core Reallocation	1257 7788	EE	0.00	0	(1,167)	(1,167)	Reallocation to align budget based on need.
NET DEPARTMENT CHANGES		0.00	0	0	(1,167)	(1,167)	
DEPARTMENT CORE REQUEST							
	EE	0.00	0	0	184,869	184,869	
	Total	0.00	0	0	184,869	184,869	
GOVERNOR'S RECOMMENDED CORE							
	EE	0.00	0	0	184,869	184,869	
	Total	0.00	0	0	184,869	184,869	

CORE DECISION ITEM

Department: Office of Administration	Budget Unit: 34235C
Division: FMDC	
Core: Legal Expense Fund Transfer	HB Section: 13.021

1. CORE FINANCIAL SUMMARY

	FY 2022 Budget Request					FY 2022 Governor's Recommendation			
	GR	Federal	Other	Total		GR	Federal	Other	Total
PS	1	0	0	1	PS	0	0	0	0
EE	0	0	0	0	EE	0	0	0	0
PSD	0	0	0	0	PSD	0	0	0	0
TRF	0	0	0	0	TRF	0	0	0	0
Total	<u>1</u>	<u>0</u>	<u>0</u>	<u>1</u>	Total	<u>0</u>	<u>0</u>	<u>0</u>	<u>0</u>
FTE	0.00	0.00	0.00	0.00	FTE	0.00	0.00	0.00	0.00

Est. Fringe	0	0	0	0
--------------------	---	---	---	---

Note: Fringes budgeted in House Bill 5 except for certain fringes budgeted directly to MoDOT, Highway Patrol, and Conservation.

Est. Fringe	0	0	0	0
--------------------	---	---	---	---

Note: Fringes budgeted in House Bill 5 except for certain fringes budgeted directly to MoDOT, Highway Patrol, and Conservation.

Other Funds: N/A

Other Funds: N/A

2. CORE DESCRIPTION

In FY 2018, the General Assembly appropriated \$1 for transfer from the Department's core budget to the State Legal Expense Fund for the payment of claims, premiums, and expenses provided by Section 105.711 through Section 105.726, RSMo. In order to fund such expenses, the General Assembly also authorized three percent flexibility from the other HB sections within HB13 to the \$1 transfer appropriation.

3. PROGRAM LISTING (list programs included in this core funding)

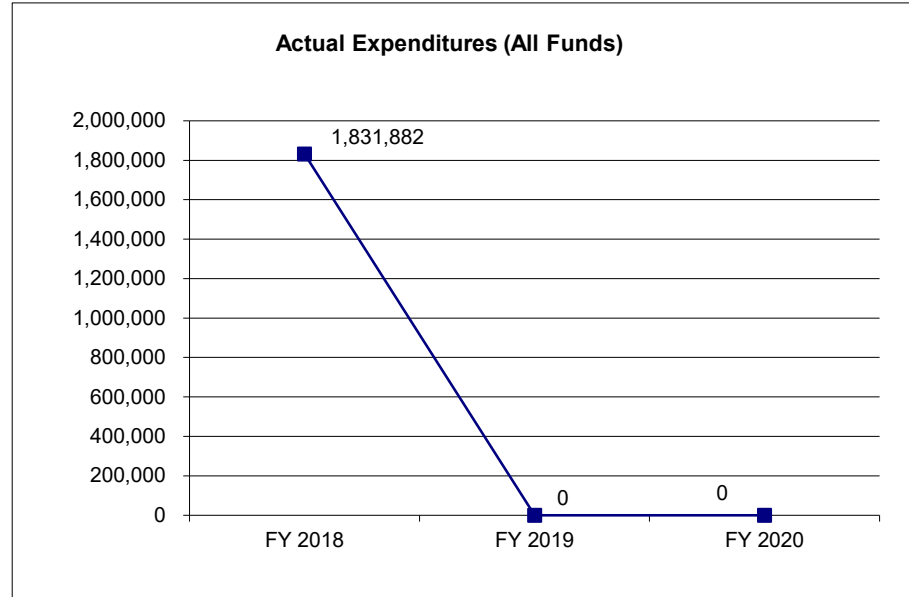
N/A

CORE DECISION ITEM

Department: Office of Administration	Budget Unit: 34235C
Division: FMDC	
Core: Legal Expense Fund Transfer	HB Section: 13.021

4. FINANCIAL HISTORY

	FY 2018 Actual	FY 2019 Actual	FY 2020 Actual	FY 2021 Current Yr.
Appropriation (All Funds)	1,831,882	1,831,882	1	1
Less Reverted (All Funds)	0	0	0	0
Less Restricted (All Funds)*	0	0	0	0
Budget Authority (All Funds)	1,831,882	1,831,882	1	1
Actual Expenditures (All Funds)	1,831,882	0	0	N/A
Unexpended (All Funds)	0	1,831,882	1	0
Unexpended, by Fund:				
General Revenue	0	0	0	N/A
Federal	0	0	0	N/A
Other	0	0	0	N/A
	(1)			



*Restricted amount is as of _____.

Reverted includes the statutory three-percent reserve amount (when applicable).

Restricted includes any Governor's Expenditure Restrictions which remained at the end of the fiscal year (when applicable).

NOTES: (1) A total of \$1,831,881 was transferred from elsewhere in the HB13 budget to the Legal Expense Fund Transfer section in FY18.

CORE RECONCILIATION DETAIL

STATE
LEASING LEGAL EXPENSE FUND TRF

5. CORE RECONCILIATION DETAIL

	Budget Class	FTE	GR	Federal	Other	Total	Explanation
TAFP AFTER VETOES							
	TRF	0.00	1	0	0	1	
	Total	0.00	1	0	0	1	
DEPARTMENT CORE REQUEST							
	TRF	0.00	1	0	0	1	
	Total	0.00	1	0	0	1	
GOVERNOR'S RECOMMENDED CORE							
	TRF	0.00	1	0	0	1	
	Total	0.00	1	0	0	1	