

# **FISCAL YEAR 2023**

## BUDGET REQUEST



# **DCI**

Missouri Department of Commerce & Insurance

Missouri Department of Commerce and Insurance  
FY 2023 Budget Request

**TABLE OF CONTENTS**

**DEPARTMENT INFORMATION**

Department Overview .....	1
Department Placemat .....	2
State Auditor's Reports, Oversight Evaluations, Federal Audits/Reviews and Missouri Sunset Act Reports.....	3

**DEPARTMENT WIDE REQUESTS**

NDI - Cost to Continue – FY2022 Pay Plan .....	4
--	---

**DEPARTMENT ADMINISTRATION**

Core - Department Administration .....	26
Core - Department Administration Transfer .....	35

**INSURANCE**

Core - Insurance Operations .....	41
Core - Insurance Examinations .....	57
Core - Health Insurance Counseling .....	67
NDI - Increase in Federal Grant Appropriation .....	75

**DIVISION OF CREDIT UNIONS**

Core - Division of Credit Unions .....	80
--	----

**DIVISION OF FINANCE**

Core - Division of Finance .....	89
Core - Savings and Loan Supervision Fund Transfer to Finance Fund .....	102
Core - Residential Mortgage Licensing Fund Transfer to Finance Fund .....	108
Core - Savings and Loan Supervision Fund Transfer to General Revenue.....	114

**DIVISION OF PROFESSIONAL REGISTRATION**

Core - Division of Professional Registration Administration .....	120
Core - State Board of Accountancy .....	209
Core - Missouri Board of Architects, Prof. Engineers, Prof. Land Surveyors, and Landscape Architects .....	217
Core - State Board of Chiropractic Examiners .....	226
Core - State Board of Cosmetology and Barbers Examiners .....	234
Core - Missouri Dental Board .....	242
Core - State Board of Embalmers and Funeral Directors.....	250
Core - State Board of Registration for the Healing Arts .....	258
Core - State Board of Nursing .....	267
Core - State Board of Optometry.....	276
Core - Missouri Board of Pharmacy .....	284
Core - State Board of Podiatric Medicine .....	293
Core - Missouri Real Estate Commission.....	301
Core - Missouri Veterinary Medical Board.....	310
Core - Professional Registration Fund Transfer to General Revenue .....	318
Core - Professional Registration Administration Transfer .....	325

Missouri Department of Commerce and Insurance  
FY 2023 Budget Request

Core - Professional Registration Startup Loans .....	332
Core - Professional Registration Startup Loans Payback .....	338

**OFFICE OF THE PUBLIC COUNSEL**

Core – Office of the Public Counsel .....	344
---	-----

**PUBLIC SERVICE COMMISSION**

Core – Manufactured Housing.....	353
Core – Manufactured Housing Consumer Recovery Transfer .....	362
Core – Public Service Commission Regulatory.....	368
NDI – Implementation of SB 44 (2021).....	380
Core – Relay Missouri Program and Equipment Distribution Program .....	386

**LEGAL EXPENSE FUND TRANSFER**

Core – Legal Expense Fund Transfer .....	393
--	-----



The Department of Commerce and Insurance (DCI) protects Missouri consumers through our oversight of the insurance industry, banks, credit unions, utilities and various professional licensees operating in the state. DCI's strategic priority is to educate and advocate for Missourians as well as regulate fairly and impartially the industries and professionals under our purview. DCI is organized into the director's office, which oversees the department, and nine divisions:

#### **INSURANCE CONSUMER AFFAIRS DIVISION**

- Acts as a liaison between the consumer and the insurance industry by receiving complaints against insurance companies, insurance producers (agents) and other licensees.
- Investigates complaints to ensure consumers are being treated fairly under the law.
- Conducts education and outreach to Missouri consumers about insurance topics.

#### **INSURANCE MARKET REGULATION DIVISION**

- Reviews insurance policy forms and materials to ensure compliance with Missouri laws and regulations.
- Conducts market analysis as well as market conduct investigations and examinations of insurance companies to protect policy holders and ensure laws are followed.
- Monitors Missouri's insurance market through the collection and compilation of statistical data obtained from industry.

#### **INSURANCE COMPANY REGULATION DIVISION**

- Monitors and analyzes the financial solvency of insurance companies licensed in Missouri to ensure consumer claims can be paid.
- Licenses and regulates captive insurance companies, authorized reinsurance companies and other insurance-related entities.
- Reviews all premium tax, surplus lines tax and captive premium tax filings.

#### **ADMINISTRATION DIVISION**

- Provides general operational support within DCI including preparation of DCI's annual budget, fiscal management of state insurance funds and federal grants, oversight of human resources and information technology coordination.
- Licenses insurance producers (agents and agencies) operating within Missouri as well as licenses and registers various other insurance-related entities.
- Oversees the CLAIM program, which provides free counseling for Missouri Medicare recipients and their caregivers.

#### **DIVISION OF CREDIT UNIONS**

- Examines and oversees Missouri's 93 state-chartered credit unions.
- Responds to consumer complaints concerning credit union services or operations.

#### **DIVISION OF FINANCE**

- Examines and oversees Missouri's 227 state-chartered banks, non-deposit trust companies and savings and loan associations to ensure their safety and soundness so consumers' deposits are safe and the public is confident in Missouri's financial system.
- Licenses and regulates consumer credit companies, credit services organizations, money order companies, mortgage broker companies and mortgage loan originators.

#### **DIVISION OF PROFESSIONAL REGISTRATION**

- Supports 41 professional licensing boards, commissions, committees and offices in licensing and regulating the activities of Missouri professionals.
- The boards, commissions, committees and offices process applications, administer examinations and, when warranted, conduct investigations into possible professional misconduct and may take disciplinary action against the practitioner.

#### **PUBLIC SERVICE COMMISSION**

- Independently governed commission that regulates investor-owned electric, natural gas, steam, water and sewer utilities in Missouri.

#### **OFFICE OF THE PUBLIC COUNSEL**

- Represents the public and the interests of utility customers in proceedings before the Missouri Public Service Commission and in appeals of Public Service Commission decisions.
- Provides guidance to landowners seeking information regarding the condemnation process and procedures.



# MISSOURI

## Department of Commerce & Insurance

2021 Version 3.1



# DCI

Missouri Department of Commerce & Insurance

### ASPIRATION

We will work every day to educate and advocate for Missourians, as well as regulate fairly and impartially insurance entities, banks, credit unions, utilities and professional licensees.

### THEMES

#### EDUCATE

Provide help and educate stakeholders so they are better informed problem solvers.

#### REGULATE

Strengthen our regulatory relationships while ensuring a level playing field to protect and advocate for the general public.

#### INNOVATE

Innovate to make it easier to connect and work with us.

#### RECRUIT, REWARD & RETAIN TALENT

Develop our team, reward great performance, and retain top talent.

### INITIATIVES

- Increase consumer awareness through multiple communication channels
- Increase direct engagement with stakeholders
- Focus attention on our mission and the citizen experience
- ▲ Ensure stakeholder awareness and education continues remotely through webinars and online.

- Increase our communication regarding our regulatory processes and decision making
- Conduct timely investigations and work with regulated entities to implement corrective actions
- Adhere to uniform regulatory protocols and use a risk assessment approach for emerging issues
- Identify and prioritize our at-risk entities; ensure that we adhere to national accreditation requirements.
- Strengthen channels for regular feedback from regulated entities
- ▲ Partner with industry to promote and strengthen online regulatory processes

- Use technology to increase DCI efficiency, transparency, and accountability
- Examine essential functions to determine where we can leverage our expertise, resources, and technology
- Partner with industry to experiment within the current regulatory framework
- ▲ Implement online or remote technology/processes for exams and department regulatory processes

- Continue to implement statewide talent development initiatives
- Continue opportunities to engage with employees
- Support active membership in professional organizations and the earning of designations
- Establish a career ladder for all positions, which allows for advancement in appropriate ways
- ▲ Train employees on remote work opportunities and responsibilities

● ONGOING

▲ 2021

## Missouri Department of Commerce and Insurance

State Auditor's Reports, Oversight Evaluations, Federal Audits/Reviews and Missouri Sunset Act Reports within the last three years

Program or Division Name	Type of Report	Date Issued	Website Link
Department of Commerce and Insurance - Insurance	Audit	8/4/2021	<a href="https://auditor.mo.gov/AuditReport/CitzSummary?id=887">https://auditor.mo.gov/AuditReport/CitzSummary?id=887</a>
Department of Commerce and Insurance - Insurance	Audit	09/2020	<a href="https://app.auditor.mo.gov/AuditReports/CitzSummary.aspx?id=834">https://app.auditor.mo.gov/AuditReports/CitzSummary.aspx?id=834</a>
Department of Insurance, Financial Institutions, and Professional Registration - Insurance	Audit	10/2019	<a href="https://app.auditor.mo.gov/AuditReports/CitzSummary.aspx?id=756">https://app.auditor.mo.gov/AuditReports/CitzSummary.aspx?id=756</a>

## NEW DECISION ITEM

RANK: 2 OF 6

Department of Commerce and Insurance					Budget Unit <u>Various</u>				
Pay Plan - FY 2022 Cost to Continue					DI# 0000013				
<b>1. AMOUNT OF REQUEST</b>									
FY 2023 Budget Request					FY 2023 Governor's Recommendation				
	GR	Federal	Other	Total		GR	Federal	Other	Total
PS	9,398	0	451,070	460,468	PS	0	0	0	0
EE	0	0	0	0	EE	0	0	0	0
PSD	0	0	0	0	PSD	0	0	0	0
TRF	0	0	0	0	TRF	0	0	0	0
<b>Total</b>	<b>9,398</b>	<b>0</b>	<b>451,070</b>	<b>460,468</b>	<b>Total</b>	<b>0</b>	<b>0</b>	<b>0</b>	<b>0</b>
 FTE	 0.00	 0.00	 0.00	 0.00	 FTE	 0.00	 0.00	 0.00	 0.00
<b>Est. Fringe</b>	3,150	0	151,199	154,349	<b>Est. Fringe</b>	0	0	0	0
<i>Note: Fringes budgeted in House Bill 5 except for certain fringes budgeted directly to MoDOT, Highway Patrol, and Conservation.</i>					<i>Note: Fringes budgeted in House Bill 5 except for certain fringes budgeted directly to MoDOT, Highway Patrol, and Conservation.</i>				
Other Funds: Various Department Funds					Other Funds:				
<b>2. THIS REQUEST CAN BE CATEGORIZED AS:</b>									
<input type="checkbox"/> New Legislation					<input type="checkbox"/> New Program				
<input type="checkbox"/> Federal Mandate					<input type="checkbox"/> Program Expansion				
<input type="checkbox"/> GR Pick-Up					<input checked="" type="checkbox"/> Fund Switch				
<input checked="" type="checkbox"/> Pay Plan					<input type="checkbox"/> Cost to Continue				
					<input type="checkbox"/> Equipment Replacement				
					Other: _____				
<b>3. WHY IS THIS FUNDING NEEDED? PROVIDE AN EXPLANATION FOR ITEMS CHECKED IN #2. INCLUDE THE FEDERAL OR STATE STATUTORY OR CONSTITUTIONAL AUTHORIZATION FOR THIS PROGRAM.</b>									
<p>The FY 2022 budget includes appropriation authority for a 2% pay increase for employees beginning January 1, 2022. The remaining six months were unfunded, but the stated intent of the legislature was to provide the funding in FY 2023.</p>									

**NEW DECISION ITEM**

RANK: 2 OF 6

Department of Commerce and Insurance				Budget Unit <u>Various</u>					
Pay Plan - FY 2022 Cost to Continue				DI# 0000013					
<p><b>4. DESCRIBE THE DETAILED ASSUMPTIONS USED TO DERIVE THE SPECIFIC REQUESTED AMOUNT. (How did you determine that the requested number of FTE were appropriate? From what source or standard did you derive the requested levels of funding? Were alternatives such as outsourcing or automation considered? If based on new legislation, does request tie to TAFP fiscal note? If not, explain why. Detail which portions of the request are one-times and how those amounts were calculated.)</b></p> <p>The appropriated amount for the Fiscal Year 2022 pay plan was based on a 2% pay increase for employees beginning January 1, 2022. The Fiscal Year 2023 requested amount is equivalent to the remaining six months in order to provide the core funding necessary for a full fiscal year.</p>									
<b>5. BREAK DOWN THE REQUEST BY BUDGET OBJECT CLASS, JOB CLASS, AND FUND SOURCE. IDENTIFY ONE-TIME COSTS.</b>									
	Dept Req GR	Dept Req GR	Dept Req FED	Dept Req FED	Dept Req OTHER	Dept Req OTHER	Dept Req TOTAL	Dept Req TOTAL	Dept Req One-Time
<b>Budget Object Class/Job Class</b>	<b>DOLLARS</b>	<b>FTE</b>	<b>DOLLARS</b>	<b>FTE</b>	<b>DOLLARS</b>	<b>FTE</b>	<b>DOLLARS</b>	<b>FTE</b>	<b>DOLLARS</b>
100-Salaries and Wages	9,398				451,070		460,468	0.0	
<b>Total PS</b>	<b>9,398</b>	<b>0.0</b>	<b>0</b>	<b>0.0</b>	<b>451,070</b>	<b>0.0</b>	<b>460,468</b>	<b>0.0</b>	<b>0</b>
<b>Grand Total</b>	<b>9,398</b>	<b>0.0</b>	<b>0</b>	<b>0.0</b>	<b>451,070</b>	<b>0.0</b>	<b>460,468</b>	<b>0.0</b>	<b>0</b>
	Gov Rec GR	Gov Rec GR	Gov Rec FED	Gov Rec FED	Gov Rec OTHER	Gov Rec OTHER	Gov Rec TOTAL	Gov Rec TOTAL	Gov Rec One-Time
<b>Budget Object Class/Job Class</b>	<b>DOLLARS</b>	<b>FTE</b>	<b>DOLLARS</b>	<b>FTE</b>	<b>DOLLARS</b>	<b>FTE</b>	<b>DOLLARS</b>	<b>FTE</b>	<b>DOLLARS</b>
100-Salaries and Wages							0		
<b>Total PS</b>	<b>0</b>	<b>0.0</b>	<b>0</b>	<b>0.0</b>	<b>0</b>	<b>0.0</b>	<b>0</b>	<b>0.0</b>	<b>0</b>
<b>Grand Total</b>	<b>0</b>	<b>0.0</b>	<b>0</b>	<b>0.0</b>	<b>0</b>	<b>0.0</b>	<b>0</b>	<b>0.0</b>	<b>0</b>



## DCI

## DECISION ITEM DETAIL

Budget Unit	FY 2021	FY 2021	FY 2022	FY 2022	FY 2023	FY 2023	*****	*****
Decision Item	ACTUAL	ACTUAL	BUDGET	BUDGET	DEPT REQ	DEPT REQ	SECURED	SECURED
Budget Object Class	DOLLAR	FTE	DOLLAR	FTE	DOLLAR	FTE	COLUMN	COLUMN
<b>DEPT ADMINISTRATION</b>								
<b>Pay Plan FY22-Cost to Continue - 0000013</b>								
STATE DEPARTMENT DIRECTOR	0	0.00	0	0.00	129	0.00	0	0.00
DEPUTY STATE DEPT DIRECTOR	0	0.00	0	0.00	120	0.00	0	0.00
DESIGNATED PRINCIPAL ASST DEPT	0	0.00	0	0.00	142	0.00	0	0.00
DIVISION DIRECTOR	0	0.00	0	0.00	216	0.00	0	0.00
DESIGNATED PRINCIPAL ASST DIV	0	0.00	0	0.00	49	0.00	0	0.00
ADMINISTRATIVE MANAGER	0	0.00	0	0.00	114	0.00	0	0.00
SR PUBLIC RELATIONS SPECIALIST	0	0.00	0	0.00	133	0.00	0	0.00
PUBLIC RELATIONS DIRECTOR	0	0.00	0	0.00	102	0.00	0	0.00
AGENCY BUDGET SENIOR ANALYST	0	0.00	0	0.00	161	0.00	0	0.00
INTERMEDIATE ACCOUNTANT	0	0.00	0	0.00	51	0.00	0	0.00
ACCOUNTANT MANAGER	0	0.00	0	0.00	38	0.00	0	0.00
PROCUREMENT SPECIALIST	0	0.00	0	0.00	26	0.00	0	0.00
HUMAN RESOURCES GENERALIST	0	0.00	0	0.00	23	0.00	0	0.00
HUMAN RESOURCES SPECIALIST	0	0.00	0	0.00	30	0.00	0	0.00
HUMAN RESOURCES DIRECTOR	0	0.00	0	0.00	32	0.00	0	0.00
<b>TOTAL - PS</b>	<b>0</b>	<b>0.00</b>	<b>0</b>	<b>0.00</b>	<b>1,366</b>	<b>0.00</b>	<b>0</b>	<b>0.00</b>
<b>GRAND TOTAL</b>	<b>\$0</b>	<b>0.00</b>	<b>\$0</b>	<b>0.00</b>	<b>\$1,366</b>	<b>0.00</b>	<b>\$0</b>	<b>0.00</b>
<b>GENERAL REVENUE</b>	<b>\$0</b>	<b>0.00</b>	<b>\$0</b>	<b>0.00</b>	<b>\$0</b>	<b>0.00</b>		<b>0.00</b>
<b>FEDERAL FUNDS</b>	<b>\$0</b>	<b>0.00</b>	<b>\$0</b>	<b>0.00</b>	<b>\$0</b>	<b>0.00</b>		<b>0.00</b>
<b>OTHER FUNDS</b>	<b>\$0</b>	<b>0.00</b>	<b>\$0</b>	<b>0.00</b>	<b>\$1,366</b>	<b>0.00</b>		<b>0.00</b>

## DCI

## DECISION ITEM DETAIL

Budget Unit	FY 2021	FY 2021	FY 2022	FY 2022	FY 2023	FY 2023	*****	*****
Decision Item	ACTUAL	ACTUAL	BUDGET	BUDGET	DEPT REQ	DEPT REQ	SECURED	SECURED
Budget Object Class	DOLLAR	FTE	DOLLAR	FTE	DOLLAR	FTE	COLUMN	COLUMN
<b>INSURANCE OPERATIONS</b>								
<b>Pay Plan FY22-Cost to Continue - 0000013</b>								
STATE DEPARTMENT DIRECTOR	0	0.00	0	0.00	1,162	0.00	0	0.00
DEPUTY STATE DEPT DIRECTOR	0	0.00	0	0.00	1,077	0.00	0	0.00
DESIGNATED PRINCIPAL ASST DEPT	0	0.00	0	0.00	2,639	0.00	0	0.00
DIVISION DIRECTOR	0	0.00	0	0.00	4,113	0.00	0	0.00
DESIGNATED PRINCIPAL ASST DIV	0	0.00	0	0.00	1,346	0.00	0	0.00
LEGAL COUNSEL	0	0.00	0	0.00	3,104	0.00	0	0.00
CHIEF COUNSEL	0	0.00	0	0.00	967	0.00	0	0.00
SENIOR COUNSEL	0	0.00	0	0.00	2,486	0.00	0	0.00
ACTUARY	0	0.00	0	0.00	3,407	0.00	0	0.00
MISCELLANEOUS TECHNICAL	0	0.00	0	0.00	820	0.00	0	0.00
MISCELLANEOUS PROFESSIONAL	0	0.00	0	0.00	546	0.00	0	0.00
ADMIN SUPPORT ASSISTANT	0	0.00	0	0.00	1,959	0.00	0	0.00
LEAD ADMIN SUPPORT ASSISTANT	0	0.00	0	0.00	2,144	0.00	0	0.00
ADMIN SUPPORT PROFESSIONAL	0	0.00	0	0.00	500	0.00	0	0.00
ADMINISTRATIVE MANAGER	0	0.00	0	0.00	648	0.00	0	0.00
CUSTOMER SERVICE REP	0	0.00	0	0.00	663	0.00	0	0.00
LEAD CUSTOMER SERVICE REP	0	0.00	0	0.00	1,199	0.00	0	0.00
PROGRAM SPECIALIST	0	0.00	0	0.00	500	0.00	0	0.00
RESEARCH/DATA ANALYST	0	0.00	0	0.00	462	0.00	0	0.00
RESEARCH DATA ANALYSIS SPV/MGR	0	0.00	0	0.00	768	0.00	0	0.00
SR PUBLIC RELATIONS SPECIALIST	0	0.00	0	0.00	753	0.00	0	0.00
PUBLIC RELATIONS DIRECTOR	0	0.00	0	0.00	578	0.00	0	0.00
AGENCY BUDGET SENIOR ANALYST	0	0.00	0	0.00	919	0.00	0	0.00
SENIOR ACCOUNTS ASSISTANT	0	0.00	0	0.00	811	0.00	0	0.00
INTERMEDIATE ACCOUNTANT	0	0.00	0	0.00	975	0.00	0	0.00
ACCOUNTANT MANAGER	0	0.00	0	0.00	724	0.00	0	0.00
PROCUREMENT SPECIALIST	0	0.00	0	0.00	487	0.00	0	0.00
HUMAN RESOURCES GENERALIST	0	0.00	0	0.00	439	0.00	0	0.00
HUMAN RESOURCES SPECIALIST	0	0.00	0	0.00	568	0.00	0	0.00
HUMAN RESOURCES DIRECTOR	0	0.00	0	0.00	616	0.00	0	0.00
LEGAL ASSISTANT	0	0.00	0	0.00	385	0.00	0	0.00
PARALEGAL	0	0.00	0	0.00	427	0.00	0	0.00

## DCI

## DECISION ITEM DETAIL

Budget Unit	FY 2021	FY 2021	FY 2022	FY 2022	FY 2023	FY 2023	*****	*****
Decision Item	ACTUAL	ACTUAL	BUDGET	BUDGET	DEPT REQ	DEPT REQ	SECURED	SECURED
Budget Object Class	DOLLAR	FTE	DOLLAR	FTE	DOLLAR	FTE	COLUMN	COLUMN
<b>INSURANCE OPERATIONS</b>								
<b>Pay Plan FY22-Cost to Continue - 0000013</b>								
EXAMINER	0	0.00	0	0.00	3,303	0.00	0	0.00
ACCREDITED EXAMINER	0	0.00	0	0.00	829	0.00	0	0.00
CERTIFIED EXAMINER	0	0.00	0	0.00	7,650	0.00	0	0.00
EXAMINER SPECIALIST	0	0.00	0	0.00	3,203	0.00	0	0.00
EXAMINER-IN-CHARGE	0	0.00	0	0.00	3,823	0.00	0	0.00
EXAMINATION MANAGER	0	0.00	0	0.00	5,546	0.00	0	0.00
CHIEF EXAMINER	0	0.00	0	0.00	2,033	0.00	0	0.00
REGULATORY AUDITOR	0	0.00	0	0.00	14,782	0.00	0	0.00
SENIOR REGULATORY AUDITOR	0	0.00	0	0.00	7,937	0.00	0	0.00
REGULATORY COMPLIANCE MANAGER	0	0.00	0	0.00	4,507	0.00	0	0.00
<b>TOTAL - PS</b>	<b>0</b>	<b>0.00</b>	<b>0</b>	<b>0.00</b>	<b>91,805</b>	<b>0.00</b>	<b>0</b>	<b>0.00</b>
<b>GRAND TOTAL</b>	<b>\$0</b>	<b>0.00</b>	<b>\$0</b>	<b>0.00</b>	<b>\$91,805</b>	<b>0.00</b>	<b>\$0</b>	<b>0.00</b>
<b>GENERAL REVENUE</b>	<b>\$0</b>	<b>0.00</b>	<b>\$0</b>	<b>0.00</b>	<b>\$0</b>	<b>0.00</b>		<b>0.00</b>
<b>FEDERAL FUNDS</b>	<b>\$0</b>	<b>0.00</b>	<b>\$0</b>	<b>0.00</b>	<b>\$0</b>	<b>0.00</b>		<b>0.00</b>
<b>OTHER FUNDS</b>	<b>\$0</b>	<b>0.00</b>	<b>\$0</b>	<b>0.00</b>	<b>\$91,805</b>	<b>0.00</b>		<b>0.00</b>

## DCI

## DECISION ITEM DETAIL

Budget Unit	FY 2021	FY 2021	FY 2022	FY 2022	FY 2023	FY 2023	*****	*****
Decision Item	ACTUAL	ACTUAL	BUDGET	BUDGET	DEPT REQ	DEPT REQ	SECURED	SECURED
Budget Object Class	DOLLAR	FTE	DOLLAR	FTE	DOLLAR	FTE	COLUMN	COLUMN
<b>INSURANCE EXAMINATIONS</b>								
<b>Pay Plan FY22-Cost to Continue - 0000013</b>								
ACTUARY	0	0.00	0	0.00	140	0.00	0	0.00
MISCELLANEOUS TECHNICAL	0	0.00	0	0.00	98	0.00	0	0.00
EXAMINER	0	0.00	0	0.00	4,108	0.00	0	0.00
ACCREDITED EXAMINER	0	0.00	0	0.00	1,603	0.00	0	0.00
CERTIFIED EXAMINER	0	0.00	0	0.00	14,325	0.00	0	0.00
EXAMINER SPECIALIST	0	0.00	0	0.00	2,031	0.00	0	0.00
EXAMINER-IN-CHARGE	0	0.00	0	0.00	12,709	0.00	0	0.00
EXAMINATION MANAGER	0	0.00	0	0.00	590	0.00	0	0.00
CHIEF EXAMINER	0	0.00	0	0.00	93	0.00	0	0.00
SENIOR REGULATORY AUDITOR	0	0.00	0	0.00	168	0.00	0	0.00
<b>TOTAL - PS</b>	<b>0</b>	<b>0.00</b>	<b>0</b>	<b>0.00</b>	<b>35,865</b>	<b>0.00</b>	<b>0</b>	<b>0.00</b>
<b>GRAND TOTAL</b>	<b>\$0</b>	<b>0.00</b>	<b>\$0</b>	<b>0.00</b>	<b>\$35,865</b>	<b>0.00</b>	<b>\$0</b>	<b>0.00</b>
<b>GENERAL REVENUE</b>	<b>\$0</b>	<b>0.00</b>	<b>\$0</b>	<b>0.00</b>	<b>\$0</b>	<b>0.00</b>		<b>0.00</b>
<b>FEDERAL FUNDS</b>	<b>\$0</b>	<b>0.00</b>	<b>\$0</b>	<b>0.00</b>	<b>\$0</b>	<b>0.00</b>		<b>0.00</b>
<b>OTHER FUNDS</b>	<b>\$0</b>	<b>0.00</b>	<b>\$0</b>	<b>0.00</b>	<b>\$35,865</b>	<b>0.00</b>		<b>0.00</b>

# DCI

# DECISION ITEM DETAIL

Budget Unit	FY 2021	FY 2021	FY 2022	FY 2022	FY 2023	FY 2023	*****	*****
Decision Item	ACTUAL	ACTUAL	BUDGET	BUDGET	DEPT REQ	DEPT REQ	SECURED	SECURED
Budget Object Class	DOLLAR	FTE	DOLLAR	FTE	DOLLAR	FTE	COLUMN	COLUMN
<b>CREDIT UNIONS</b>								
<b>Pay Plan FY22-Cost to Continue - 0000013</b>								
DESIGNATED PRINCIPAL ASST DIV	0	0.00	0	0.00	5	0.00	0	0.00
COMMISSION MEMBER	0	0.00	0	0.00	194	0.00	0	0.00
ADMIN OFFICE SUPPORT ASSISTANT	0	0.00	0	0.00	164	0.00	0	0.00
ADMINISTRATIVE SECRETARY	0	0.00	0	0.00	403	0.00	0	0.00
ASST C U EXAMINER - PROB I-II	0	0.00	0	0.00	995	0.00	0	0.00
SR ASST C U EXAMINER I - II	0	0.00	0	0.00	663	0.00	0	0.00
CREDIT UNION EXAMINER I - II	0	0.00	0	0.00	788	0.00	0	0.00
SENIOR C U EXAMINER I-II-III	0	0.00	0	0.00	5,291	0.00	0	0.00
CHIEF FINANCIAL EXAMINER	0	0.00	0	0.00	1,031	0.00	0	0.00
DIVISION DIRECTOR	0	0.00	0	0.00	1,117	0.00	0	0.00
DEPUTY DIVISION DIRECTOR	0	0.00	0	0.00	1,002	0.00	0	0.00
FISCAL AND ADMINISTRATIVE MNGR	0	0.00	0	0.00	597	0.00	0	0.00
<b>TOTAL - PS</b>	<b>0</b>	<b>0.00</b>	<b>0</b>	<b>0.00</b>	<b>12,250</b>	<b>0.00</b>	<b>0</b>	<b>0.00</b>
<b>GRAND TOTAL</b>	<b>\$0</b>	<b>0.00</b>	<b>\$0</b>	<b>0.00</b>	<b>\$12,250</b>	<b>0.00</b>	<b>\$0</b>	<b>0.00</b>
<b>GENERAL REVENUE</b>	<b>\$0</b>	<b>0.00</b>	<b>\$0</b>	<b>0.00</b>	<b>\$0</b>	<b>0.00</b>		<b>0.00</b>
<b>FEDERAL FUNDS</b>	<b>\$0</b>	<b>0.00</b>	<b>\$0</b>	<b>0.00</b>	<b>\$0</b>	<b>0.00</b>		<b>0.00</b>
<b>OTHER FUNDS</b>	<b>\$0</b>	<b>0.00</b>	<b>\$0</b>	<b>0.00</b>	<b>\$12,250</b>	<b>0.00</b>		<b>0.00</b>

## DCI

## DECISION ITEM DETAIL

Budget Unit	FY 2021	FY 2021	FY 2022	FY 2022	FY 2023	FY 2023	*****	*****
Decision Item	ACTUAL	ACTUAL	BUDGET	BUDGET	DEPT REQ	DEPT REQ	SECURED	SECURED
Budget Object Class	DOLLAR	FTE	DOLLAR	FTE	DOLLAR	FTE	COLUMN	COLUMN
<b>FINANCE</b>								
<b>Pay Plan FY22-Cost to Continue - 0000013</b>								
ADMIN OFFICE SUPPORT ASSISTANT	0	0.00	0	0.00	397	0.00	0	0.00
ADMINISTRATIVE SECRETARY	0	0.00	0	0.00	479	0.00	0	0.00
SR OFC SUPPORT ASST (KEYBRD)	0	0.00	0	0.00	640	0.00	0	0.00
ACCOUNTING GENERALIST I	0	0.00	0	0.00	428	0.00	0	0.00
ASSISTANT BANK EXAMINER	0	0.00	0	0.00	3,846	0.00	0	0.00
SENIOR ASSISTANT BANK EXAMINER	0	0.00	0	0.00	3,348	0.00	0	0.00
SENIOR BANK EXAMINER I	0	0.00	0	0.00	799	0.00	0	0.00
REVIEW EXAMINER	0	0.00	0	0.00	2,974	0.00	0	0.00
TRUST SUPERVISOR	0	0.00	0	0.00	926	0.00	0	0.00
DISTRICT SUPERVISOR	0	0.00	0	0.00	5,168	0.00	0	0.00
REPORT ANALYST	0	0.00	0	0.00	417	0.00	0	0.00
ASSISTANT BANK EXAMINER II	0	0.00	0	0.00	1,010	0.00	0	0.00
ASSIST TRUST EXAMINER II	0	0.00	0	0.00	529	0.00	0	0.00
ASST CONS. CREDIT EXAMINER	0	0.00	0	0.00	505	0.00	0	0.00
CONSUMER CREDIT EXAMINER	0	0.00	0	0.00	740	0.00	0	0.00
SUPERVISOR OF CONSUMER CREDIT	0	0.00	0	0.00	988	0.00	0	0.00
SENIOR BANK EXAMINER II	0	0.00	0	0.00	6,770	0.00	0	0.00
SENIOR BANK EXAMINER III	0	0.00	0	0.00	25,982	0.00	0	0.00
SENIOR TRUST EXAMINER II	0	0.00	0	0.00	693	0.00	0	0.00
SENIOR TRUST EXAMINER III	0	0.00	0	0.00	908	0.00	0	0.00
SR CONS CREDIT EXAMINER II	0	0.00	0	0.00	1,692	0.00	0	0.00
SR CONS CREDIT EXAMINER III	0	0.00	0	0.00	5,431	0.00	0	0.00
SUPVSR OF MORTGAGE LICENSING	0	0.00	0	0.00	899	0.00	0	0.00
SENIOR ASSISTANT EXAMINER II	0	0.00	0	0.00	773	0.00	0	0.00
BANK EXAMINER II	0	0.00	0	0.00	5,273	0.00	0	0.00
SENIOR MORTGAGE EXAMINER II	0	0.00	0	0.00	846	0.00	0	0.00
ASSISTANT MORTGAGE EXAMINER	0	0.00	0	0.00	505	0.00	0	0.00
MORTGAGE EXAMINER	0	0.00	0	0.00	740	0.00	0	0.00
SENIOR MORTGAGE EXAMINER III	0	0.00	0	0.00	2,708	0.00	0	0.00
EXAMINER SPECIALIST	0	0.00	0	0.00	619	0.00	0	0.00
MORTGAGE LICENSING TECHNICIAN	0	0.00	0	0.00	351	0.00	0	0.00
MORTGAGE EXAMINATION ASSISTANT	0	0.00	0	0.00	344	0.00	0	0.00

## DCI

## DECISION ITEM DETAIL

Budget Unit	FY 2021	FY 2021	FY 2022	FY 2022	FY 2023	FY 2023	*****	*****
Decision Item	ACTUAL	ACTUAL	BUDGET	BUDGET	DEPT REQ	DEPT REQ	SECURED	SECURED
Budget Object Class	DOLLAR	FTE	DOLLAR	FTE	DOLLAR	FTE	COLUMN	COLUMN
<b>FINANCE</b>								
<b>Pay Plan FY22-Cost to Continue - 0000013</b>								
DIVISION DIRECTOR	0	0.00	0	0.00	1,200	0.00	0	0.00
DEPUTY DIVISION DIRECTOR	0	0.00	0	0.00	1,130	0.00	0	0.00
CHIEF EXAMINER	0	0.00	0	0.00	1,100	0.00	0	0.00
SENIOR COUNSEL	0	0.00	0	0.00	850	0.00	0	0.00
FISCAL AND ADMINISTRATIVE MNGR	0	0.00	0	0.00	663	0.00	0	0.00
BOARD MEMBER	0	0.00	0	0.00	120	0.00	0	0.00
GENERAL COUNSEL - DIVISION	0	0.00	0	0.00	1,050	0.00	0	0.00
MANAGER	0	0.00	0	0.00	637	0.00	0	0.00
<b>TOTAL - PS</b>	<b>0</b>	<b>0.00</b>	<b>0</b>	<b>0.00</b>	<b>84,478</b>	<b>0.00</b>	<b>0</b>	<b>0.00</b>
<b>GRAND TOTAL</b>	<b>\$0</b>	<b>0.00</b>	<b>\$0</b>	<b>0.00</b>	<b>\$84,478</b>	<b>0.00</b>	<b>\$0</b>	<b>0.00</b>
<b>GENERAL REVENUE</b>	<b>\$0</b>	<b>0.00</b>	<b>\$0</b>	<b>0.00</b>	<b>\$0</b>	<b>0.00</b>		<b>0.00</b>
<b>FEDERAL FUNDS</b>	<b>\$0</b>	<b>0.00</b>	<b>\$0</b>	<b>0.00</b>	<b>\$0</b>	<b>0.00</b>		<b>0.00</b>
<b>OTHER FUNDS</b>	<b>\$0</b>	<b>0.00</b>	<b>\$0</b>	<b>0.00</b>	<b>\$84,478</b>	<b>0.00</b>		<b>0.00</b>

## DCI

## DECISION ITEM DETAIL

Budget Unit	FY 2021	FY 2021	FY 2022	FY 2022	FY 2023	FY 2023	*****	*****
Decision Item	ACTUAL	ACTUAL	BUDGET	BUDGET	DEPT REQ	DEPT REQ	SECURED	SECURED
Budget Object Class	DOLLAR	FTE	DOLLAR	FTE	DOLLAR	FTE	COLUMN	COLUMN
<b>PR ADMINISTRATION</b>								
<b>Pay Plan FY22-Cost to Continue - 0000013</b>								
DIVISION DIRECTOR	0	0.00	0	0.00	1,188	0.00	0	0.00
DESIGNATED PRINCIPAL ASST DIV	0	0.00	0	0.00	1,438	0.00	0	0.00
LEGAL COUNSEL	0	0.00	0	0.00	1,340	0.00	0	0.00
BOARD MEMBER	0	0.00	0	0.00	573	0.00	0	0.00
CLERK	0	0.00	0	0.00	582	0.00	0	0.00
INSPECTOR	0	0.00	0	0.00	637	0.00	0	0.00
CONSULTING PHYSICIAN	0	0.00	0	0.00	365	0.00	0	0.00
SPECIAL ASST OFFICIAL & ADMSTR	0	0.00	0	0.00	1,831	0.00	0	0.00
PRINCIPAL ASST BOARD/COMMISSON	0	0.00	0	0.00	5,168	0.00	0	0.00
ADMIN SUPPORT ASSISTANT	0	0.00	0	0.00	320	0.00	0	0.00
ADMIN SUPPORT PROFESSIONAL	0	0.00	0	0.00	1,319	0.00	0	0.00
ADMINISTRATIVE MANAGER	0	0.00	0	0.00	686	0.00	0	0.00
ASSOCIATE CUSTOMER SERVICE REP	0	0.00	0	0.00	540	0.00	0	0.00
CUSTOMER SERVICE REP	0	0.00	0	0.00	7,149	0.00	0	0.00
LEAD CUSTOMER SERVICE REP	0	0.00	0	0.00	1,698	0.00	0	0.00
CUSTOMER SERVICE SUPERVISOR	0	0.00	0	0.00	759	0.00	0	0.00
ASSOC RESEARCH/DATA ANALYST	0	0.00	0	0.00	449	0.00	0	0.00
SR PUBLIC RELATIONS SPECIALIST	0	0.00	0	0.00	430	0.00	0	0.00
AGENCY BUDGET ANALYST	0	0.00	0	0.00	517	0.00	0	0.00
ACCOUNTS ASSISTANT	0	0.00	0	0.00	336	0.00	0	0.00
SENIOR ACCOUNTS ASSISTANT	0	0.00	0	0.00	1,060	0.00	0	0.00
ACCOUNTANT MANAGER	0	0.00	0	0.00	696	0.00	0	0.00
PROCUREMENT ANALYST	0	0.00	0	0.00	396	0.00	0	0.00
HUMAN RESOURCES ASSISTANT	0	0.00	0	0.00	349	0.00	0	0.00
NON-COMMISSIONED INVESTIGATOR	0	0.00	0	0.00	1,787	0.00	0	0.00
SR NON-COMMISSION INVESTIGATOR	0	0.00	0	0.00	875	0.00	0	0.00
NON-COMMSSN INVESTIGATOR SPV	0	0.00	0	0.00	473	0.00	0	0.00
INVESTIGATIONS MANAGER	0	0.00	0	0.00	593	0.00	0	0.00
REGULATORY INSPECTOR	0	0.00	0	0.00	3,703	0.00	0	0.00
REGULATORY INSPECTOR SPV	0	0.00	0	0.00	380	0.00	0	0.00
REGULATORY AUDITOR	0	0.00	0	0.00	847	0.00	0	0.00



## DCI

## DECISION ITEM DETAIL

Budget Unit	FY 2021	FY 2021	FY 2022	FY 2022	FY 2023	FY 2023	*****	*****
Decision Item	ACTUAL	ACTUAL	BUDGET	BUDGET	DEPT REQ	DEPT REQ	SECURED	SECURED
Budget Object Class	DOLLAR	FTE	DOLLAR	FTE	DOLLAR	FTE	COLUMN	COLUMN
<b>PR ADMINISTRATION</b>								
<b>Pay Plan FY22-Cost to Continue - 0000013</b>								
SENIOR REGULATORY AUDITOR	0	0.00	0	0.00	518	0.00	0	0.00
<b>TOTAL - PS</b>	<b>0</b>	<b>0.00</b>	<b>0</b>	<b>0.00</b>	<b>39,002</b>	<b>0.00</b>	<b>0</b>	<b>0.00</b>
<b>GRAND TOTAL</b>	<b>\$0</b>	<b>0.00</b>	<b>\$0</b>	<b>0.00</b>	<b>\$39,002</b>	<b>0.00</b>	<b>\$0</b>	<b>0.00</b>
<b>GENERAL REVENUE</b>								
	<b>\$0</b>	<b>0.00</b>	<b>\$0</b>	<b>0.00</b>	<b>\$0</b>	<b>0.00</b>		<b>0.00</b>
<b>FEDERAL FUNDS</b>								
	<b>\$0</b>	<b>0.00</b>	<b>\$0</b>	<b>0.00</b>	<b>\$0</b>	<b>0.00</b>		<b>0.00</b>
<b>OTHER FUNDS</b>								
	<b>\$0</b>	<b>0.00</b>	<b>\$0</b>	<b>0.00</b>	<b>\$39,002</b>	<b>0.00</b>		<b>0.00</b>

# DCI

# DECISION ITEM DETAIL

Budget Unit	FY 2021	FY 2021	FY 2022	FY 2022	FY 2023	FY 2023	*****	*****
Decision Item	ACTUAL	ACTUAL	BUDGET	BUDGET	DEPT REQ	DEPT REQ	SECURED	SECURED
Budget Object Class	DOLLAR	FTE	DOLLAR	FTE	DOLLAR	FTE	COLUMN	COLUMN
<b>STATE BOARD OF ACCOUNTANCY</b>								
<b>Pay Plan FY22-Cost to Continue - 0000013</b>								
BOARD MEMBER	0	0.00	0	0.00	73	0.00	0	0.00
CLERK	0	0.00	0	0.00	243	0.00	0	0.00
PRINCIPAL ASST BOARD/COMMISSON	0	0.00	0	0.00	739	0.00	0	0.00
CUSTOMER SERVICE REP	0	0.00	0	0.00	838	0.00	0	0.00
CUSTOMER SERVICE SUPERVISOR	0	0.00	0	0.00	374	0.00	0	0.00
NON-COMMISSIONED INVESTIGATOR	0	0.00	0	0.00	350	0.00	0	0.00
REGULATORY AUDITOR	0	0.00	0	0.00	547	0.00	0	0.00
<b>TOTAL - PS</b>	<b>0</b>	<b>0.00</b>	<b>0</b>	<b>0.00</b>	<b>3,164</b>	<b>0.00</b>	<b>0</b>	<b>0.00</b>
<b>GRAND TOTAL</b>	<b>\$0</b>	<b>0.00</b>	<b>\$0</b>	<b>0.00</b>	<b>\$3,164</b>	<b>0.00</b>	<b>\$0</b>	<b>0.00</b>
<b>GENERAL REVENUE</b>	<b>\$0</b>	<b>0.00</b>	<b>\$0</b>	<b>0.00</b>	<b>\$0</b>	<b>0.00</b>		<b>0.00</b>
<b>FEDERAL FUNDS</b>	<b>\$0</b>	<b>0.00</b>	<b>\$0</b>	<b>0.00</b>	<b>\$0</b>	<b>0.00</b>		<b>0.00</b>
<b>OTHER FUNDS</b>	<b>\$0</b>	<b>0.00</b>	<b>\$0</b>	<b>0.00</b>	<b>\$3,164</b>	<b>0.00</b>		<b>0.00</b>

## DCI

## DECISION ITEM DETAIL

Budget Unit	FY 2021	FY 2021	FY 2022	FY 2022	FY 2023	FY 2023	*****	*****
Decision Item	ACTUAL	ACTUAL	BUDGET	BUDGET	DEPT REQ	DEPT REQ	SECURED	SECURED
Budget Object Class	DOLLAR	FTE	DOLLAR	FTE	DOLLAR	FTE	COLUMN	COLUMN
<b>ARCHITECTS, P.E. &amp; LAND SURV.</b>								
<b>Pay Plan FY22-Cost to Continue - 0000013</b>								
BOARD MEMBER	0	0.00	0	0.00	248	0.00	0	0.00
CLERK	0	0.00	0	0.00	280	0.00	0	0.00
MISCELLANEOUS PROFESSIONAL	0	0.00	0	0.00	432	0.00	0	0.00
PRINCIPAL ASST BOARD/COMMISSON	0	0.00	0	0.00	5	0.00	0	0.00
LEAD ADMIN SUPPORT ASSISTANT	0	0.00	0	0.00	688	0.00	0	0.00
ADMIN SUPPORT PROFESSIONAL	0	0.00	0	0.00	450	0.00	0	0.00
CUSTOMER SERVICE REP	0	0.00	0	0.00	967	0.00	0	0.00
LEAD CUSTOMER SERVICE REP	0	0.00	0	0.00	358	0.00	0	0.00
SR NON-COMMISSION INVESTIGATOR	0	0.00	0	0.00	446	0.00	0	0.00
<b>TOTAL - PS</b>	<b>0</b>	<b>0.00</b>	<b>0</b>	<b>0.00</b>	<b>3,874</b>	<b>0.00</b>	<b>0</b>	<b>0.00</b>
<b>GRAND TOTAL</b>	<b>\$0</b>	<b>0.00</b>	<b>\$0</b>	<b>0.00</b>	<b>\$3,874</b>	<b>0.00</b>	<b>\$0</b>	<b>0.00</b>
<b>GENERAL REVENUE</b>	<b>\$0</b>	<b>0.00</b>	<b>\$0</b>	<b>0.00</b>	<b>\$0</b>	<b>0.00</b>		<b>0.00</b>
<b>FEDERAL FUNDS</b>	<b>\$0</b>	<b>0.00</b>	<b>\$0</b>	<b>0.00</b>	<b>\$0</b>	<b>0.00</b>		<b>0.00</b>
<b>OTHER FUNDS</b>	<b>\$0</b>	<b>0.00</b>	<b>\$0</b>	<b>0.00</b>	<b>\$3,874</b>	<b>0.00</b>		<b>0.00</b>

## DCI

## DECISION ITEM DETAIL

Budget Unit	FY 2021	FY 2021	FY 2022	FY 2022	FY 2023	FY 2023	*****	*****
Decision Item	ACTUAL	ACTUAL	BUDGET	BUDGET	DEPT REQ	DEPT REQ	SECURED	SECURED
Budget Object Class	DOLLAR	FTE	DOLLAR	FTE	DOLLAR	FTE	COLUMN	COLUMN
<b>MISSOURI DENTAL BOARD</b>								
<b>Pay Plan FY22-Cost to Continue - 0000013</b>								
BOARD MEMBER	0	0.00	0	0.00	375	0.00	0	0.00
CLERK	0	0.00	0	0.00	194	0.00	0	0.00
PRINCIPAL ASST BOARD/COMMISSON	0	0.00	0	0.00	763	0.00	0	0.00
CUSTOMER SERVICE REP	0	0.00	0	0.00	765	0.00	0	0.00
CUSTOMER SERVICE SUPERVISOR	0	0.00	0	0.00	413	0.00	0	0.00
NON-COMMISSIONED INVESTIGATOR	0	0.00	0	0.00	769	0.00	0	0.00
SR NON-COMMISSION INVESTIGATOR	0	0.00	0	0.00	511	0.00	0	0.00
<b>TOTAL - PS</b>	<b>0</b>	<b>0.00</b>	<b>0</b>	<b>0.00</b>	<b>3,790</b>	<b>0.00</b>	<b>0</b>	<b>0.00</b>
<b>GRAND TOTAL</b>	<b>\$0</b>	<b>0.00</b>	<b>\$0</b>	<b>0.00</b>	<b>\$3,790</b>	<b>0.00</b>	<b>\$0</b>	<b>0.00</b>
<b>GENERAL REVENUE</b>	<b>\$0</b>	<b>0.00</b>	<b>\$0</b>	<b>0.00</b>	<b>\$0</b>	<b>0.00</b>		<b>0.00</b>
<b>FEDERAL FUNDS</b>	<b>\$0</b>	<b>0.00</b>	<b>\$0</b>	<b>0.00</b>	<b>\$0</b>	<b>0.00</b>		<b>0.00</b>
<b>OTHER FUNDS</b>	<b>\$0</b>	<b>0.00</b>	<b>\$0</b>	<b>0.00</b>	<b>\$3,790</b>	<b>0.00</b>		<b>0.00</b>

## DCI

## DECISION ITEM DETAIL

Budget Unit	FY 2021	FY 2021	FY 2022	FY 2022	FY 2023	FY 2023	*****	*****
Decision Item	ACTUAL	ACTUAL	BUDGET	BUDGET	DEPT REQ	DEPT REQ	SECURED	SECURED
Budget Object Class	DOLLAR	FTE	DOLLAR	FTE	DOLLAR	FTE	COLUMN	COLUMN
<b>BD OF REG FOR THE HEALING ART</b>								
<b>Pay Plan FY22-Cost to Continue - 0000013</b>								
LEGAL COUNSEL	0	0.00	0	0.00	1,872	0.00	0	0.00
BOARD MEMBER	0	0.00	0	0.00	44	0.00	0	0.00
SENIOR COUNSEL	0	0.00	0	0.00	656	0.00	0	0.00
CLERK	0	0.00	0	0.00	300	0.00	0	0.00
PRINCIPAL ASST BOARD/COMMISSON	0	0.00	0	0.00	840	0.00	0	0.00
ADMIN SUPPORT ASSISTANT	0	0.00	0	0.00	1,393	0.00	0	0.00
LEAD ADMIN SUPPORT ASSISTANT	0	0.00	0	0.00	320	0.00	0	0.00
ADMIN SUPPORT PROFESSIONAL	0	0.00	0	0.00	397	0.00	0	0.00
ASSOCIATE CUSTOMER SERVICE REP	0	0.00	0	0.00	286	0.00	0	0.00
CUSTOMER SERVICE REP	0	0.00	0	0.00	2,470	0.00	0	0.00
LEAD CUSTOMER SERVICE REP	0	0.00	0	0.00	990	0.00	0	0.00
CUSTOMER SERVICE SUPERVISOR	0	0.00	0	0.00	371	0.00	0	0.00
CUSTOMER SERVICE MANAGER	0	0.00	0	0.00	466	0.00	0	0.00
PHYSICIAN	0	0.00	0	0.00	1,383	0.00	0	0.00
CHIEF PHYSICIAN	0	0.00	0	0.00	1,376	0.00	0	0.00
PARALEGAL	0	0.00	0	0.00	800	0.00	0	0.00
SR NON-COMMISSION INVESTIGATOR	0	0.00	0	0.00	4,658	0.00	0	0.00
NON-COMMSSN INVESTIGATOR SPV	0	0.00	0	0.00	221	0.00	0	0.00
INVESTIGATIONS MANAGER	0	0.00	0	0.00	1,166	0.00	0	0.00
<b>TOTAL - PS</b>	<b>0</b>	<b>0.00</b>	<b>0</b>	<b>0.00</b>	<b>20,009</b>	<b>0.00</b>	<b>0</b>	<b>0.00</b>
<b>GRAND TOTAL</b>	<b>\$0</b>	<b>0.00</b>	<b>\$0</b>	<b>0.00</b>	<b>\$20,009</b>	<b>0.00</b>	<b>\$0</b>	<b>0.00</b>
<b>GENERAL REVENUE</b>	<b>\$0</b>	<b>0.00</b>	<b>\$0</b>	<b>0.00</b>	<b>\$0</b>	<b>0.00</b>		<b>0.00</b>
<b>FEDERAL FUNDS</b>	<b>\$0</b>	<b>0.00</b>	<b>\$0</b>	<b>0.00</b>	<b>\$0</b>	<b>0.00</b>		<b>0.00</b>
<b>OTHER FUNDS</b>	<b>\$0</b>	<b>0.00</b>	<b>\$0</b>	<b>0.00</b>	<b>\$20,009</b>	<b>0.00</b>		<b>0.00</b>

## DCI

## DECISION ITEM DETAIL

Budget Unit	FY 2021	FY 2021	FY 2022	FY 2022	FY 2023	FY 2023	*****	*****
Decision Item	ACTUAL	ACTUAL	BUDGET	BUDGET	DEPT REQ	DEPT REQ	SECURED	SECURED
Budget Object Class	DOLLAR	FTE	DOLLAR	FTE	DOLLAR	FTE	COLUMN	COLUMN
<b>BOARD OF NURSING</b>								
<b>Pay Plan FY22-Cost to Continue - 0000013</b>								
LEGAL COUNSEL	0	0.00	0	0.00	1,236	0.00	0	0.00
BOARD MEMBER	0	0.00	0	0.00	108	0.00	0	0.00
SENIOR COUNSEL	0	0.00	0	0.00	670	0.00	0	0.00
CLERK	0	0.00	0	0.00	103	0.00	0	0.00
PRINCIPAL ASST BOARD/COMMISSON	0	0.00	0	0.00	878	0.00	0	0.00
ADMIN SUPPORT PROFESSIONAL	0	0.00	0	0.00	392	0.00	0	0.00
CUSTOMER SERVICE REP	0	0.00	0	0.00	1,639	0.00	0	0.00
LEAD CUSTOMER SERVICE REP	0	0.00	0	0.00	1,016	0.00	0	0.00
CUSTOMER SERVICE MANAGER	0	0.00	0	0.00	465	0.00	0	0.00
NURSE MANAGER	0	0.00	0	0.00	2,161	0.00	0	0.00
PARALEGAL	0	0.00	0	0.00	1,621	0.00	0	0.00
NON-COMMISSIONED INVESTIGATOR	0	0.00	0	0.00	359	0.00	0	0.00
SR NON-COMMISSION INVESTIGATOR	0	0.00	0	0.00	1,724	0.00	0	0.00
INVESTIGATIONS MANAGER	0	0.00	0	0.00	601	0.00	0	0.00
REGULATORY AUDITOR	0	0.00	0	0.00	426	0.00	0	0.00
<b>TOTAL - PS</b>	<b>0</b>	<b>0.00</b>	<b>0</b>	<b>0.00</b>	<b>13,399</b>	<b>0.00</b>	<b>0</b>	<b>0.00</b>
<b>GRAND TOTAL</b>	<b>\$0</b>	<b>0.00</b>	<b>\$0</b>	<b>0.00</b>	<b>\$13,399</b>	<b>0.00</b>	<b>\$0</b>	<b>0.00</b>
<b>GENERAL REVENUE</b>	<b>\$0</b>	<b>0.00</b>	<b>\$0</b>	<b>0.00</b>	<b>\$0</b>	<b>0.00</b>		<b>0.00</b>
<b>FEDERAL FUNDS</b>	<b>\$0</b>	<b>0.00</b>	<b>\$0</b>	<b>0.00</b>	<b>\$0</b>	<b>0.00</b>		<b>0.00</b>
<b>OTHER FUNDS</b>	<b>\$0</b>	<b>0.00</b>	<b>\$0</b>	<b>0.00</b>	<b>\$13,399</b>	<b>0.00</b>		<b>0.00</b>

## DCI

## DECISION ITEM DETAIL

Budget Unit	FY 2021	FY 2021	FY 2022	FY 2022	FY 2023	FY 2023	*****	*****
Decision Item	ACTUAL	ACTUAL	BUDGET	BUDGET	DEPT REQ	DEPT REQ	SECURED	SECURED
Budget Object Class	DOLLAR	FTE	DOLLAR	FTE	DOLLAR	FTE	COLUMN	COLUMN
<b>BOARD OF PHARMACY</b>								
<b>Pay Plan FY22-Cost to Continue - 0000013</b>								
BOARD MEMBER	0	0.00	0	0.00	123	0.00	0	0.00
CLERK	0	0.00	0	0.00	298	0.00	0	0.00
PRINCIPAL ASST BOARD/COMMISSON	0	0.00	0	0.00	764	0.00	0	0.00
ADMIN SUPPORT PROFESSIONAL	0	0.00	0	0.00	451	0.00	0	0.00
CUSTOMER SERVICE REP	0	0.00	0	0.00	912	0.00	0	0.00
LEAD CUSTOMER SERVICE REP	0	0.00	0	0.00	357	0.00	0	0.00
PHARMACIST	0	0.00	0	0.00	8,054	0.00	0	0.00
CHIEF PHARMACIST	0	0.00	0	0.00	1,079	0.00	0	0.00
NON-COMMISSIONED INVESTIGATOR	0	0.00	0	0.00	355	0.00	0	0.00
<b>TOTAL - PS</b>	<b>0</b>	<b>0.00</b>	<b>0</b>	<b>0.00</b>	<b>12,393</b>	<b>0.00</b>	<b>0</b>	<b>0.00</b>
<b>GRAND TOTAL</b>	<b>\$0</b>	<b>0.00</b>	<b>\$0</b>	<b>0.00</b>	<b>\$12,393</b>	<b>0.00</b>	<b>\$0</b>	<b>0.00</b>
<b>GENERAL REVENUE</b>	<b>\$0</b>	<b>0.00</b>	<b>\$0</b>	<b>0.00</b>	<b>\$0</b>	<b>0.00</b>		<b>0.00</b>
<b>FEDERAL FUNDS</b>	<b>\$0</b>	<b>0.00</b>	<b>\$0</b>	<b>0.00</b>	<b>\$0</b>	<b>0.00</b>		<b>0.00</b>
<b>OTHER FUNDS</b>	<b>\$0</b>	<b>0.00</b>	<b>\$0</b>	<b>0.00</b>	<b>\$12,393</b>	<b>0.00</b>		<b>0.00</b>

## DCI

## DECISION ITEM DETAIL

Budget Unit	FY 2021	FY 2021	FY 2022	FY 2022	FY 2023	FY 2023	*****	*****
Decision Item	ACTUAL	ACTUAL	BUDGET	BUDGET	DEPT REQ	DEPT REQ	SECURED	SECURED
Budget Object Class	DOLLAR	FTE	DOLLAR	FTE	DOLLAR	FTE	COLUMN	COLUMN
<b>MO REAL ESTATE COMMISSION</b>								
<b>Pay Plan FY22-Cost to Continue - 0000013</b>								
LEGAL COUNSEL	0	0.00	0	0.00	570	0.00	0	0.00
BOARD MEMBER	0	0.00	0	0.00	51	0.00	0	0.00
CLERK	0	0.00	0	0.00	68	0.00	0	0.00
PRINCIPAL ASST BOARD/COMMISSION	0	0.00	0	0.00	820	0.00	0	0.00
ADMIN SUPPORT PROFESSIONAL	0	0.00	0	0.00	837	0.00	0	0.00
CUSTOMER SERVICE REP	0	0.00	0	0.00	1,523	0.00	0	0.00
LEAD CUSTOMER SERVICE REP	0	0.00	0	0.00	681	0.00	0	0.00
NON-COMMISSIONED INVESTIGATOR	0	0.00	0	0.00	15	0.00	0	0.00
SR NON-COMMISSION INVESTIGATOR	0	0.00	0	0.00	1,332	0.00	0	0.00
INVESTIGATIONS MANAGER	0	0.00	0	0.00	586	0.00	0	0.00
REGULATORY AUDITOR	0	0.00	0	0.00	2,554	0.00	0	0.00
REGULATORY AUDITOR SUPERVISOR	0	0.00	0	0.00	977	0.00	0	0.00
<b>TOTAL - PS</b>	<b>0</b>	<b>0.00</b>	<b>0</b>	<b>0.00</b>	<b>10,014</b>	<b>0.00</b>	<b>0</b>	<b>0.00</b>
<b>GRAND TOTAL</b>	<b>\$0</b>	<b>0.00</b>	<b>\$0</b>	<b>0.00</b>	<b>\$10,014</b>	<b>0.00</b>	<b>\$0</b>	<b>0.00</b>
<b>GENERAL REVENUE</b>	<b>\$0</b>	<b>0.00</b>	<b>\$0</b>	<b>0.00</b>	<b>\$0</b>	<b>0.00</b>		<b>0.00</b>
<b>FEDERAL FUNDS</b>	<b>\$0</b>	<b>0.00</b>	<b>\$0</b>	<b>0.00</b>	<b>\$0</b>	<b>0.00</b>		<b>0.00</b>
<b>OTHER FUNDS</b>	<b>\$0</b>	<b>0.00</b>	<b>\$0</b>	<b>0.00</b>	<b>\$10,014</b>	<b>0.00</b>		<b>0.00</b>



# DCI

# DECISION ITEM DETAIL

Budget Unit	FY 2021	FY 2021	FY 2022	FY 2022	FY 2023	FY 2023	*****	*****
Decision Item	ACTUAL	ACTUAL	BUDGET	BUDGET	DEPT REQ	DEPT REQ	SECURED	SECURED
Budget Object Class	DOLLAR	FTE	DOLLAR	FTE	DOLLAR	FTE	COLUMN	COLUMN
<b>MANUFACTURED HOUSING</b>								
<b>Pay Plan FY22-Cost to Continue - 0000013</b>								
ADMIN SUPPORT ASSISTANT	0	0.00	0	0.00	322	0.00	0	0.00
LEAD ADMIN SUPPORT ASSISTANT	0	0.00	0	0.00	362	0.00	0	0.00
SAFETY INSPECTOR	0	0.00	0	0.00	990	0.00	0	0.00
SENIOR SAFETY INSPECTOR	0	0.00	0	0.00	1,196	0.00	0	0.00
COMPLIANCE INSPECTION SPV	0	0.00	0	0.00	532	0.00	0	0.00
REGULATORY COMPLIANCE MANAGER	0	0.00	0	0.00	589	0.00	0	0.00
<b>TOTAL - PS</b>	<b>0</b>	<b>0.00</b>	<b>0</b>	<b>0.00</b>	<b>3,991</b>	<b>0.00</b>	<b>0</b>	<b>0.00</b>
<b>GRAND TOTAL</b>	<b>\$0</b>	<b>0.00</b>	<b>\$0</b>	<b>0.00</b>	<b>\$3,991</b>	<b>0.00</b>	<b>\$0</b>	<b>0.00</b>
<b>GENERAL REVENUE</b>	<b>\$0</b>	<b>0.00</b>	<b>\$0</b>	<b>0.00</b>	<b>\$0</b>	<b>0.00</b>		<b>0.00</b>
<b>FEDERAL FUNDS</b>	<b>\$0</b>	<b>0.00</b>	<b>\$0</b>	<b>0.00</b>	<b>\$0</b>	<b>0.00</b>		<b>0.00</b>
<b>OTHER FUNDS</b>	<b>\$0</b>	<b>0.00</b>	<b>\$0</b>	<b>0.00</b>	<b>\$3,991</b>	<b>0.00</b>		<b>0.00</b>

## DCI

## DECISION ITEM DETAIL

Budget Unit	FY 2021	FY 2021	FY 2022	FY 2022	FY 2023	FY 2023	*****	*****
Decision Item	ACTUAL	ACTUAL	BUDGET	BUDGET	DEPT REQ	DEPT REQ	SECURED	SECURED
Budget Object Class	DOLLAR	FTE	DOLLAR	FTE	DOLLAR	FTE	COLUMN	COLUMN
<b>OFFICE OF PUBLIC COUNSEL</b>								
<b>Pay Plan FY22-Cost to Continue - 0000013</b>								
DIVISION DIRECTOR	0	0.00	0	0.00	947	0.00	0	0.00
DESIGNATED PRINCIPAL ASST DIV	0	0.00	0	0.00	2,411	0.00	0	0.00
SENIOR COUNSEL	0	0.00	0	0.00	1,753	0.00	0	0.00
DEPUTY COUNSEL	0	0.00	0	0.00	747	0.00	0	0.00
MISCELLANEOUS PROFESSIONAL	0	0.00	0	0.00	395	0.00	0	0.00
ADMIN SUPPORT ASSISTANT	0	0.00	0	0.00	478	0.00	0	0.00
LEAD ADMIN SUPPORT ASSISTANT	0	0.00	0	0.00	395	0.00	0	0.00
UTILITY REGULATORY AUDITOR	0	0.00	0	0.00	388	0.00	0	0.00
SR UTILITY REGULATORY AUDITOR	0	0.00	0	0.00	1,111	0.00	0	0.00
UTILITY REGULATORY MANAGER	0	0.00	0	0.00	773	0.00	0	0.00
<b>TOTAL - PS</b>	<b>0</b>	<b>0.00</b>	<b>0</b>	<b>0.00</b>	<b>9,398</b>	<b>0.00</b>	<b>0</b>	<b>0.00</b>
<b>GRAND TOTAL</b>	<b>\$0</b>	<b>0.00</b>	<b>\$0</b>	<b>0.00</b>	<b>\$9,398</b>	<b>0.00</b>	<b>\$0</b>	<b>0.00</b>
<b>GENERAL REVENUE</b>	<b>\$0</b>	<b>0.00</b>	<b>\$0</b>	<b>0.00</b>	<b>\$9,398</b>	<b>0.00</b>		<b>0.00</b>
<b>FEDERAL FUNDS</b>	<b>\$0</b>	<b>0.00</b>	<b>\$0</b>	<b>0.00</b>	<b>\$0</b>	<b>0.00</b>		<b>0.00</b>
<b>OTHER FUNDS</b>	<b>\$0</b>	<b>0.00</b>	<b>\$0</b>	<b>0.00</b>	<b>\$0</b>	<b>0.00</b>		<b>0.00</b>

## DCI

## DECISION ITEM DETAIL

Budget Unit	FY 2021	FY 2021	FY 2022	FY 2022	FY 2023	FY 2023	*****	*****
Decision Item	ACTUAL	ACTUAL	BUDGET	BUDGET	DEPT REQ	DEPT REQ	SECURED	SECURED
Budget Object Class	DOLLAR	FTE	DOLLAR	FTE	DOLLAR	FTE	COLUMN	COLUMN
<b>PUBLIC SERVICE COMMISSION</b>								
<b>Pay Plan FY22-Cost to Continue - 0000013</b>								
DIVISION DIRECTOR	0	0.00	0	0.00	2,865	0.00	0	0.00
DESIGNATED PRINCIPAL ASST DIV	0	0.00	0	0.00	3,283	0.00	0	0.00
ADMINISTRATIVE ASSISTANT	0	0.00	0	0.00	1,825	0.00	0	0.00
ASSOCIATE COUNSEL	0	0.00	0	0.00	1,790	0.00	0	0.00
PROGRAM CONSULTANT	0	0.00	0	0.00	4,795	0.00	0	0.00
LEGAL COUNSEL	0	0.00	0	0.00	1,110	0.00	0	0.00
CHIEF COUNSEL	0	0.00	0	0.00	833	0.00	0	0.00
REGULATORY LAW JUDGE	0	0.00	0	0.00	5,277	0.00	0	0.00
COMMISSION MEMBER	0	0.00	0	0.00	4,526	0.00	0	0.00
COMMISSION CHAIRMAN	0	0.00	0	0.00	1,131	0.00	0	0.00
SENIOR COUNSEL	0	0.00	0	0.00	1,228	0.00	0	0.00
DEPUTY COUNSEL	0	0.00	0	0.00	5,890	0.00	0	0.00
MANAGING COUNSEL	0	0.00	0	0.00	955	0.00	0	0.00
ADMIN SUPPORT ASSISTANT	0	0.00	0	0.00	643	0.00	0	0.00
LEAD ADMIN SUPPORT ASSISTANT	0	0.00	0	0.00	2,925	0.00	0	0.00
ADMINISTRATIVE MANAGER	0	0.00	0	0.00	698	0.00	0	0.00
ASSOCIATE CUSTOMER SERVICE REP	0	0.00	0	0.00	388	0.00	0	0.00
CUSTOMER SERVICE REP	0	0.00	0	0.00	1,636	0.00	0	0.00
CUSTOMER SERVICE SUPERVISOR	0	0.00	0	0.00	474	0.00	0	0.00
RESEARCH/DATA ANALYST	0	0.00	0	0.00	5,357	0.00	0	0.00
SENIOR RESEARCH/DATA ANALYST	0	0.00	0	0.00	5,222	0.00	0	0.00
PUBLIC RELATIONS COORDINATOR	0	0.00	0	0.00	491	0.00	0	0.00
PUBLIC RELATIONS DIRECTOR	0	0.00	0	0.00	614	0.00	0	0.00
STAFF DEV TRAINING SPECIALIST	0	0.00	0	0.00	473	0.00	0	0.00
ASSOCIATE ENGINEER	0	0.00	0	0.00	9,919	0.00	0	0.00
PROFESSIONAL ENGINEER	0	0.00	0	0.00	1,179	0.00	0	0.00
SENIOR PROFESSIONAL ENGINEER	0	0.00	0	0.00	2,659	0.00	0	0.00
ENGINEER MANAGER	0	0.00	0	0.00	1,447	0.00	0	0.00
SENIOR ACCOUNTS ASSISTANT	0	0.00	0	0.00	1,191	0.00	0	0.00
SENIOR ACCOUNTANT	0	0.00	0	0.00	1,152	0.00	0	0.00
ECONOMICS ASSOCIATE	0	0.00	0	0.00	482	0.00	0	0.00
ECONOMICS ANALYST	0	0.00	0	0.00	1,445	0.00	0	0.00

## DCI

## DECISION ITEM DETAIL

Budget Unit	FY 2021	FY 2021	FY 2022	FY 2022	FY 2023	FY 2023	*****	*****
Decision Item	ACTUAL	ACTUAL	BUDGET	BUDGET	DEPT REQ	DEPT REQ	SECURED	SECURED
Budget Object Class	DOLLAR	FTE	DOLLAR	FTE	DOLLAR	FTE	COLUMN	COLUMN
<b>PUBLIC SERVICE COMMISSION</b>								
<b>Pay Plan FY22-Cost to Continue - 0000013</b>								
ECONOMIST	0	0.00	0	0.00	2,382	0.00	0	0.00
CHIEF ECONOMIST	0	0.00	0	0.00	1,428	0.00	0	0.00
PROCUREMENT ANALYST	0	0.00	0	0.00	419	0.00	0	0.00
HUMAN RESOURCES ASSISTANT	0	0.00	0	0.00	374	0.00	0	0.00
HUMAN RESOURCES GENERALIST	0	0.00	0	0.00	482	0.00	0	0.00
HUMAN RESOURCES SPECIALIST	0	0.00	0	0.00	600	0.00	0	0.00
HUMAN RESOURCES MANAGER	0	0.00	0	0.00	651	0.00	0	0.00
APPLICATIONS DEVELOPER	0	0.00	0	0.00	1,806	0.00	0	0.00
DIR STRATEGY & PLANNING LVL 1	0	0.00	0	0.00	788	0.00	0	0.00
SYSTEMS ADMINISTRATION TECH	0	0.00	0	0.00	500	0.00	0	0.00
SYSTEMS ADMINISTRATION SPEC	0	0.00	0	0.00	554	0.00	0	0.00
SR SYSTEMS ADMINISTRATION SPEC	0	0.00	0	0.00	679	0.00	0	0.00
SENIOR CLIENT SUPPORT TECH	0	0.00	0	0.00	1,582	0.00	0	0.00
PARALEGAL	0	0.00	0	0.00	1,314	0.00	0	0.00
COMPLIANCE INSPECTOR	0	0.00	0	0.00	1,360	0.00	0	0.00
REGULATORY COMPLIANCE MANAGER	0	0.00	0	0.00	7,538	0.00	0	0.00
UTILITY REGULATORY AUDITOR	0	0.00	0	0.00	5,302	0.00	0	0.00
SR UTILITY REGULATORY AUDITOR	0	0.00	0	0.00	8,423	0.00	0	0.00
UTILITY REGULATORY SUPERVISOR	0	0.00	0	0.00	4,830	0.00	0	0.00
UTILITY REGULATORY MANAGER	0	0.00	0	0.00	755	0.00	0	0.00
<b>TOTAL - PS</b>	<b>0</b>	<b>0.00</b>	<b>0</b>	<b>0.00</b>	<b>115,670</b>	<b>0.00</b>	<b>0</b>	<b>0.00</b>
<b>GRAND TOTAL</b>	<b>\$0</b>	<b>0.00</b>	<b>\$0</b>	<b>0.00</b>	<b>\$115,670</b>	<b>0.00</b>	<b>\$0</b>	<b>0.00</b>
<b>GENERAL REVENUE</b>	<b>\$0</b>	<b>0.00</b>	<b>\$0</b>	<b>0.00</b>	<b>\$0</b>	<b>0.00</b>		<b>0.00</b>
<b>FEDERAL FUNDS</b>	<b>\$0</b>	<b>0.00</b>	<b>\$0</b>	<b>0.00</b>	<b>\$0</b>	<b>0.00</b>		<b>0.00</b>
<b>OTHER FUNDS</b>	<b>\$0</b>	<b>0.00</b>	<b>\$0</b>	<b>0.00</b>	<b>\$115,670</b>	<b>0.00</b>		<b>0.00</b>

## CORE DECISION ITEM

Department of Commerce and Insurance	Budget Unit	37502C
Core - Department Administration	HB Section	7.400

### 1. CORE FINANCIAL SUMMARY

FY 2023 Budget Request					FY 2023 Governor's Recommendation				
	GR	Federal	Other	Total		GR	Federal	Other	Total
PS	0	0	138,120	138,120	PS	0	0	0	0
EE	0	0	37,910	37,910	EE	0	0	0	0
PSD	0	0	0	0	PSD	0	0	0	0
TRF	0	0	0	0	TRF	0	0	0	0
<b>Total</b>	<b>0</b>	<b>0</b>	<b>176,030</b>	<b>176,030</b>	<b>Total</b>	<b>0</b>	<b>0</b>	<b>0</b>	<b>0</b>
<b>FTE</b>	<b>0.00</b>	<b>0.00</b>	<b>2.07</b>	<b>2.07</b>	<b>FTE</b>	<b>0.00</b>	<b>0.00</b>	<b>0.00</b>	<b>0.00</b>
<b>Est. Fringe</b>	<b>0</b>	<b>0</b>	<b>76,928</b>	<b>76,928</b>	<b>Est. Fringe</b>	<b>0</b>	<b>0</b>	<b>0</b>	<b>0</b>
Note: Fringes budgeted in House Bill 5 except for certain fringes budgeted directly to MoDOT, Highway Patrol, and Conservation.					Note: Fringes budgeted in House Bill 5 except for certain fringes budgeted directly to MoDOT, Highway Patrol, and Conservation.				

Other Funds: DCI Administrative Fund (0503)

Other Funds:

### 2. CORE DESCRIPTION

This core supports a portion of department administration FTE providing department-wide direction and assistance to department divisions through legislative coordination, communications, human resources, accounting, budget and planning.

### 3. PROGRAM LISTING (list programs included in this core funding)

Department Administration

# **CORE DECISION ITEM**

**Department of Commerce and Insurance**

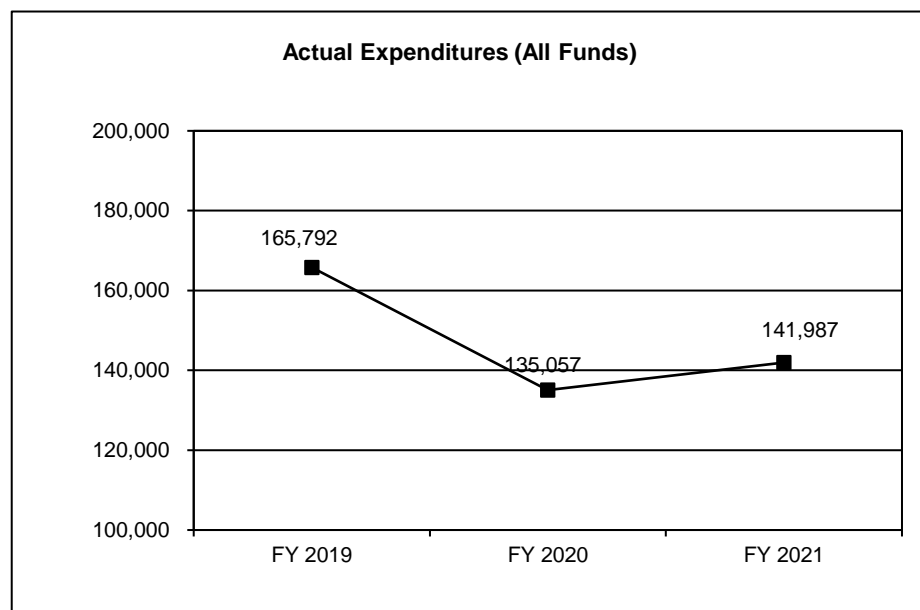
**Budget Unit** 37502C

**Core - Department Administration**

**HB Section** 7.400

## **4. FINANCIAL HISTORY**

	<b>FY 2019 Actual</b>	<b>FY 2020 Actual</b>	<b>FY 2021 Actual</b>	<b>FY 2022 Current Yr.</b>
Appropriation (All Funds)	169,040	172,588	174,622	176,030
Less Reverted (All Funds)	0	0	0	0
Less Restricted (All Funds)	0	0	0	0
Budget Authority (All Funds)	169,040	172,588	174,622	176,030
Actual Expenditures (All Funds)	165,792	135,057	141,987	N/A
Unexpended (All Funds)	3,248	37,531	32,635	N/A
Unexpended, by Fund:				
General Revenue	0	0	0	N/A
Federal	0	0	0	N/A
Other	3,248	37,531	32,635	N/A
	(1)	(2)	(3)	



Reverted includes the statutory three percent reserve amount (when applicable).

Restricted includes any Governor's expenditure restrictions which remained at the end of the fiscal year (when applicable).

## **NOTES:**

- (1) Unexpended amount is primarily due to less than anticipated expense and equipment spending.
- (2) Unexpended amount is primarily due to less than anticipated expense and equipment spending.
- (3) Unexpended amount is primarily due to less than anticipated expense and equipment spending.

**CORE RECONCILIATION DETAIL**

**DEPT OF COMMERCE AND INSURANCE**

**DEPT ADMINISTRATION**

**5. CORE RECONCILIATION DETAIL**

	<b>Budget Class</b>	<b>FTE</b>	<b>GR</b>	<b>Federal</b>	<b>Other</b>	<b>Total</b>	<b>Explanation</b>
<b>TAFP AFTER VETOES</b>							
	PS	2.07	0	0	138,120	138,120	
	EE	0.00	0	0	37,910	37,910	
	<b>Total</b>	<b>2.07</b>	<b>0</b>	<b>0</b>	<b>176,030</b>	<b>176,030</b>	
<b>DEPARTMENT CORE REQUEST</b>							
	PS	2.07	0	0	138,120	138,120	
	EE	0.00	0	0	37,910	37,910	
	<b>Total</b>	<b>2.07</b>	<b>0</b>	<b>0</b>	<b>176,030</b>	<b>176,030</b>	
<b>GOVERNOR'S RECOMMENDED CORE</b>							
	PS	2.07	0	0	138,120	138,120	
	EE	0.00	0	0	37,910	37,910	
	<b>Total</b>	<b>2.07</b>	<b>0</b>	<b>0</b>	<b>176,030</b>	<b>176,030</b>	

## DCI

## DECISION ITEM SUMMARY

Budget Unit								
Decision Item	FY 2021	FY 2021	FY 2022	FY 2022	FY 2023	FY 2023	*****	*****
Budget Object Summary	ACTUAL	ACTUAL	BUDGET	BUDGET	DEPT REQ	DEPT REQ	SECURED	SECURED
Fund	DOLLAR	FTE	DOLLAR	FTE	DOLLAR	FTE	COLUMN	COLUMN
<b>DEPT ADMINISTRATION</b>								
<b>CORE</b>								
PERSONAL SERVICES								
DCI ADMINISTRATIVE	136,754	1.96	138,120	2.07	138,120	2.07	0	0.00
TOTAL - PS	136,754	1.96	138,120	2.07	138,120	2.07	0	0.00
EXPENSE & EQUIPMENT								
DCI ADMINISTRATIVE	5,233	0.00	37,910	0.00	37,910	0.00	0	0.00
TOTAL - EE	5,233	0.00	37,910	0.00	37,910	0.00	0	0.00
<b>TOTAL</b>	<b>141,987</b>	<b>1.96</b>	<b>176,030</b>	<b>2.07</b>	<b>176,030</b>	<b>2.07</b>	<b>0</b>	<b>0.00</b>
<b>Pay Plan FY22-Cost to Continue - 0000013</b>								
PERSONAL SERVICES								
DCI ADMINISTRATIVE	0	0.00	0	0.00	1,366	0.00	0	0.00
TOTAL - PS	0	0.00	0	0.00	1,366	0.00	0	0.00
<b>TOTAL</b>	<b>0</b>	<b>0.00</b>	<b>0</b>	<b>0.00</b>	<b>1,366</b>	<b>0.00</b>	<b>0</b>	<b>0.00</b>
<b>GRAND TOTAL</b>	<b>\$141,987</b>	<b>1.96</b>	<b>\$176,030</b>	<b>2.07</b>	<b>\$177,396</b>	<b>2.07</b>	<b>\$0</b>	<b>0.00</b>

9/24/21 9:22

im\_disummary



## DCI

## DECISION ITEM DETAIL

Budget Unit	FY 2021	FY 2021	FY 2022	FY 2022	FY 2023	FY 2023	*****	*****
Decision Item	ACTUAL	ACTUAL	BUDGET	BUDGET	DEPT REQ	DEPT REQ	SECURED	SECURED
Budget Object Class	DOLLAR	FTE	DOLLAR	FTE	DOLLAR	FTE	COLUMN	COLUMN
<b>DEPT ADMINISTRATION</b>								
<b>CORE</b>								
PROCUREMENT OFCR II	107	0.00	0	0.00	0	0.00	0	0.00
ACCOUNTING SPECIALIST II	115	0.00	0	0.00	0	0.00	0	0.00
ACCOUNTING ANAL II	98	0.00	0	0.00	0	0.00	0	0.00
BUDGET ANAL III	676	0.01	0	0.00	0	0.00	0	0.00
PERSONNEL ANAL II	96	0.00	0	0.00	0	0.00	0	0.00
PUBLIC INFORMATION SPEC II	253	0.01	0	0.00	0	0.00	0	0.00
PUBLIC INFORMATION ADMSTR	301	0.01	0	0.00	0	0.00	0	0.00
FISCAL & ADMINISTRATIVE MGR B1	635	0.01	0	0.00	0	0.00	0	0.00
HUMAN RESOURCES MGR B1	124	0.00	0	0.00	0	0.00	0	0.00
STATE DEPARTMENT DIRECTOR	12,376	0.10	13,043	0.10	12,914	0.10	0	0.00
DEPUTY STATE DEPT DIRECTOR	11,964	0.10	12,083	0.10	11,963	0.10	0	0.00
DESIGNATED PRINCIPAL ASST DEPT	14,458	0.20	14,352	0.20	14,210	0.20	0	0.00
DIVISION DIRECTOR	21,647	0.20	21,863	0.20	21,647	0.20	0	0.00
DESIGNATED PRINCIPAL ASST DIV	4,935	0.10	4,984	0.10	4,935	0.10	0	0.00
SPECIAL ASST PROFESSIONAL	135	0.00	0	0.00	0	0.00	0	0.00
ADMINISTRATIVE MANAGER	10,480	0.14	11,547	0.15	11,433	0.15	0	0.00
SR PUBLIC RELATIONS SPECIALIST	17,517	0.38	13,428	0.30	13,326	0.42	0	0.00
PUBLIC RELATIONS DIRECTOR	9,783	0.14	10,310	0.15	10,208	0.15	0	0.00
AGENCY BUDGET SENIOR ANALYST	11,930	0.22	16,262	0.42	16,995	0.30	0	0.00
INTERMEDIATE ACCOUNTANT	4,800	0.09	5,180	0.10	5,129	0.10	0	0.00
ACCOUNTANT MANAGER	3,652	0.05	3,849	0.05	3,811	0.05	0	0.00
PROCUREMENT SPECIALIST	2,459	0.05	2,591	0.05	2,566	0.05	0	0.00
HUMAN RESOURCES GENERALIST	2,119	0.05	2,335	0.05	2,427	0.05	0	0.00
HUMAN RESOURCES SPECIALIST	2,863	0.05	3,017	0.05	2,987	0.05	0	0.00
HUMAN RESOURCES DIRECTOR	3,231	0.05	3,276	0.05	3,569	0.05	0	0.00
<b>TOTAL - PS</b>	<b>136,754</b>	<b>1.96</b>	<b>138,120</b>	<b>2.07</b>	<b>138,120</b>	<b>2.07</b>	<b>0</b>	<b>0.00</b>
TRAVEL, IN-STATE	2	0.00	950	0.00	950	0.00	0	0.00
TRAVEL, OUT-OF-STATE	0	0.00	1,127	0.00	1,127	0.00	0	0.00
SUPPLIES	1,490	0.00	15,001	0.00	15,001	0.00	0	0.00
PROFESSIONAL DEVELOPMENT	1,402	0.00	2,175	0.00	2,175	0.00	0	0.00
COMMUNICATION SERV & SUPP	1,681	0.00	2,644	0.00	2,644	0.00	0	0.00
PROFESSIONAL SERVICES	477	0.00	11,188	0.00	11,188	0.00	0	0.00

## DCI

## DECISION ITEM DETAIL

Budget Unit	FY 2021	FY 2021	FY 2022	FY 2022	FY 2023	FY 2023	*****	*****
Decision Item	ACTUAL	ACTUAL	BUDGET	BUDGET	DEPT REQ	DEPT REQ	SECURED	SECURED
Budget Object Class	DOLLAR	FTE	DOLLAR	FTE	DOLLAR	FTE	COLUMN	COLUMN
<b>DEPT ADMINISTRATION</b>								
<b>CORE</b>								
HOUSEKEEPING & JANITORIAL SERV	1	0.00	100	0.00	100	0.00	0	0.00
M&R SERVICES	33	0.00	375	0.00	375	0.00	0	0.00
OFFICE EQUIPMENT	119	0.00	2,000	0.00	2,000	0.00	0	0.00
OTHER EQUIPMENT	0	0.00	2,000	0.00	2,000	0.00	0	0.00
PROPERTY & IMPROVEMENTS	28	0.00	250	0.00	250	0.00	0	0.00
MISCELLANEOUS EXPENSES	0	0.00	100	0.00	100	0.00	0	0.00
<b>TOTAL - EE</b>	<b>5,233</b>	<b>0.00</b>	<b>37,910</b>	<b>0.00</b>	<b>37,910</b>	<b>0.00</b>	<b>0</b>	<b>0.00</b>
<b>GRAND TOTAL</b>	<b>\$141,987</b>	<b>1.96</b>	<b>\$176,030</b>	<b>2.07</b>	<b>\$176,030</b>	<b>2.07</b>	<b>\$0</b>	<b>0.00</b>
<b>GENERAL REVENUE</b>	<b>\$0</b>	<b>0.00</b>	<b>\$0</b>	<b>0.00</b>	<b>\$0</b>	<b>0.00</b>		<b>0.00</b>
<b>FEDERAL FUNDS</b>	<b>\$0</b>	<b>0.00</b>	<b>\$0</b>	<b>0.00</b>	<b>\$0</b>	<b>0.00</b>		<b>0.00</b>
<b>OTHER FUNDS</b>	<b>\$141,987</b>	<b>1.96</b>	<b>\$176,030</b>	<b>2.07</b>	<b>\$176,030</b>	<b>2.07</b>		<b>0.00</b>

## PROGRAM DESCRIPTION

Department of Commerce and Insurance

HB Section(s): 7.400

Department Administration

Program is found in the following core budget(s): Department Administration

### 1a. What strategic priority does this program address?

- Provide help and educate stakeholders so they are better informed problem solvers
- Strengthen our regulatory relationships while ensuring a level playing field to protect and advocate for the general public
- Innovate to make it easier to connect and work with us
- Develop our team, reward great performance, and retain top talent

### 1b. What does this program do?

- This core supports a portion of department administration FTE providing department-wide direction and assistance to department divisions through legislative coordination, communications, human resources, accounting, budget and planning.

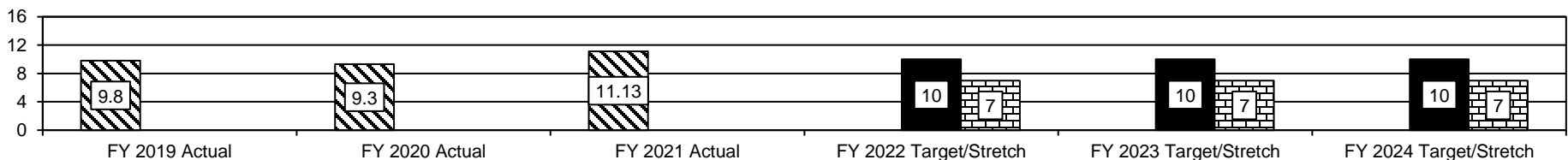
### 2a. Provide an activity measure(s) for the program.

#### Number of employees served in FY 2021

Insurance	182.11 FTE
Finance	96.38 FTE
Credit Unions	13.03 FTE
Manufactured Housing	5.59 FTE
Office of the Public Counsel	12.46 FTE
Professional Registration	216.80 FTE
Public Service Commission	174.42 FTE
<b>TOTAL</b>	<b>700.79 FTE</b>

### 2b. Provide a measure(s) of the program's quality.

**Average Processing Time in Business Days for Fiscal Notes Completion**



Note: Legislative Oversight allows for completion of fiscal notes within 10 business days.

## PROGRAM DESCRIPTION

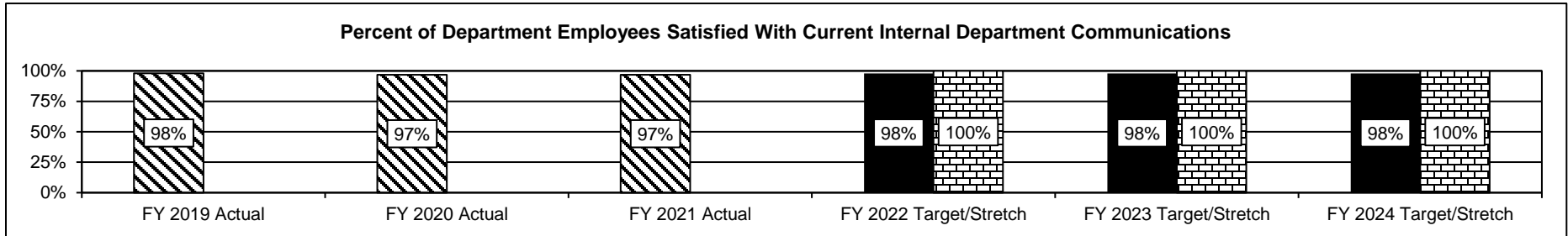
Department of Commerce and Insurance

HB Section(s): 7.400

Department Administration

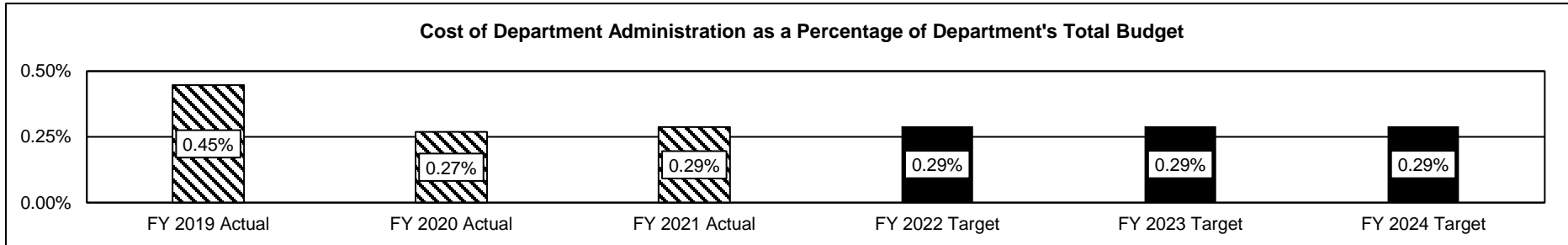
Program is found in the following core budget(s): Department Administration

2c. Provide a measure(s) of the program's impact.

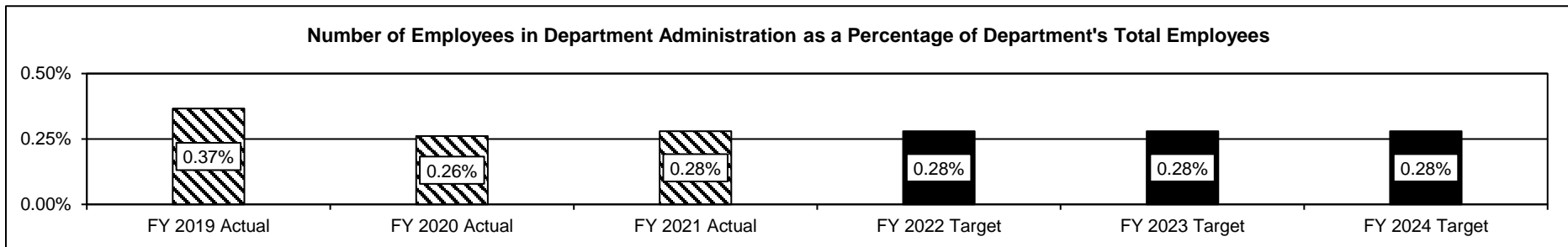


Note: A majority of employees felt that internal communications have improved over the last fiscal year. Results from Communication survey sent to all department employees.

2d. Provide a measure(s) of the program's efficiency.



Note: In FY2020, the Public Service Commission & the Office of the Public Counsel budgets were added into the department. Therefore, the FY 2020 numbers going forward are lower.



Note: In FY2020, the Public Service Commission & the Office of the Public Counsel budgets were added into the department. Therefore, the FY 2020 numbers going forward are lower.

## PROGRAM DESCRIPTION

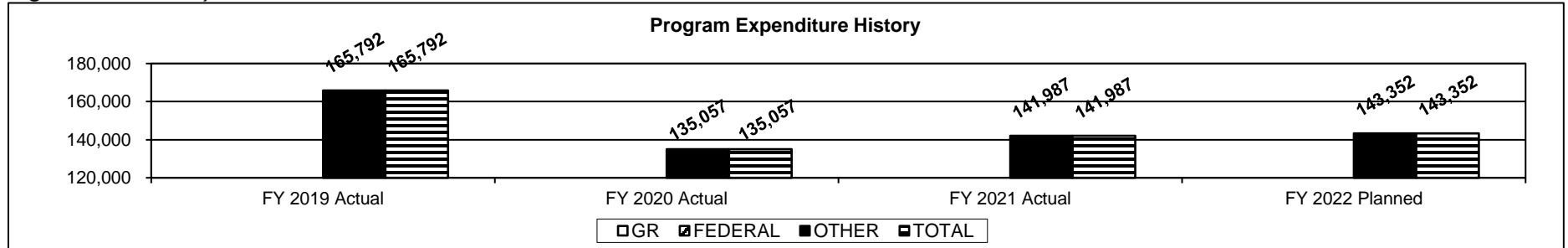
Department of Commerce and Insurance

HB Section(s): 7.400

Department Administration

Program is found in the following core budget(s): Department Administration

3. Provide actual expenditures for the prior three fiscal years and planned expenditures for the current fiscal year. (Note: Amounts do not include fringe benefit costs.)



4. What are the sources of the "Other " funds?

DCI Administrative Fund (0503)

5. What is the authorization for this program, i.e., federal or state statute, etc.? (Include the federal program number, if applicable.)

N/A

6. Are there federal matching requirements? If yes, please explain.

N/A

7. Is this a federally mandated program? If yes, please explain.

No

## CORE DECISION ITEM

<b>Department of Commerce and Insurance</b>	<b>Budget Unit</b> <u>37503C</u>
<b>Core - Department Administration Transfer</b>	<b>HB Section</b> <u>7.405</u>

**1. CORE FINANCIAL SUMMARY**

	FY 2023 Budget Request			
	GR	Federal	Other	Total
PS	0	0	0	0
EE	0	0	0	0
PSD	0	0	0	0
TRF	10,000	0	485,264	495,264
<b>Total</b>	<b>10,000</b>	<b>0</b>	<b>485,264</b>	<b>495,264</b>

<b>FTE</b>	<b>0.00</b>	<b>0.00</b>	<b>0.00</b>	<b>0.00</b>
------------	-------------	-------------	-------------	-------------

<b>Est. Fringe</b>	0	0	0	0
--------------------	---	---	---	---

*Note: Fringes budgeted in House Bill 5 except for certain fringes budgeted directly to MoDOT, Highway Patrol, and Conservation.*

Other Funds: General Revenue Fund (0101), Division of Credit Unions Fund (0548), Division of Finance Fund (0550), Insurance Dedicated Fund (0566), Manufactured Housing Fund (0582), Public Service Commission Fund (0607), Professional Registration Fees Fund (0689)

	FY 2023 Governor's Recommendation			
	GR	Federal	Other	Total
PS	0	0	0	0
EE	0	0	0	0
PSD	0	0	0	0
TRF	0	0	0	0
<b>Total</b>	<b>0</b>	<b>0</b>	<b>0</b>	<b>0</b>

<b>FTE</b>	<b>0.00</b>	<b>0.00</b>	<b>0.00</b>	<b>0.00</b>
------------	-------------	-------------	-------------	-------------

<b>Est. Fringe</b>	0	0	0	0
--------------------	---	---	---	---

*Note: Fringes budgeted in House Bill 5 except for certain fringes budgeted directly to MoDOT, Highway Patrol, and Conservation.*

Other Funds:

**2. CORE DESCRIPTION**

This core transfer provides funds to the DCI Administrative Fund from other department funds to cover a portion of salaries, fringe benefits and expenses of Department Administration FTE.

**3. PROGRAM LISTING (list programs included in this core funding)**

Department Administration Transfer

# **CORE DECISION ITEM**

**Department of Commerce and Insurance**

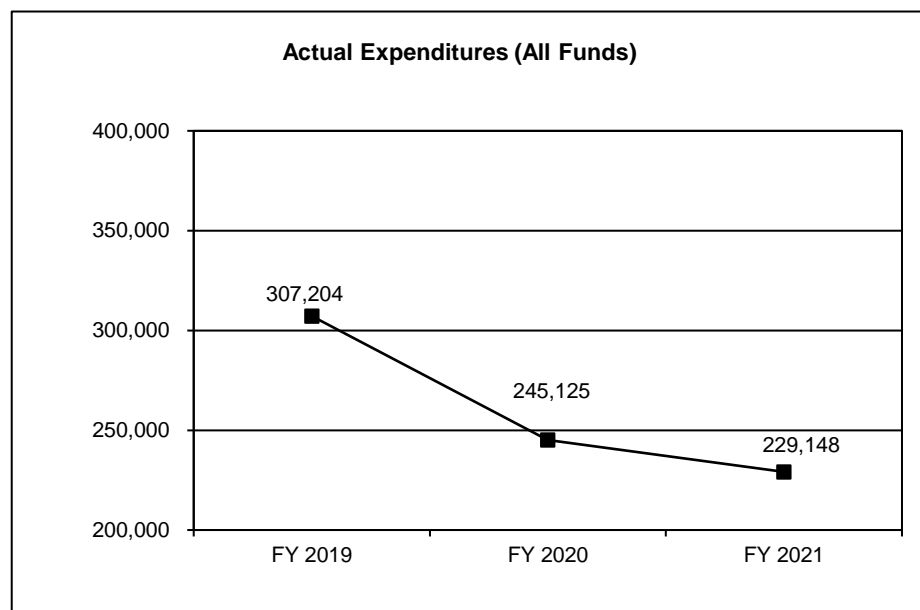
**Budget Unit** 37503C

**Core - Department Administration Transfer**

**HB Section** 7.405

## **4. FINANCIAL HISTORY**

	<b>FY 2019 Actual</b>	<b>FY 2020 Actual</b>	<b>FY 2021 Actual</b>	<b>FY 2022 Current Yr.</b>
Appropriation (All Funds)	405,264	812,177	495,264	495,264
Less Reverted (All Funds)	0	(1,200)	(300)	(300)
Less Restricted (All Funds)	0	0	0	0
Budget Authority (All Funds)	405,264	810,977	494,964	494,964
Actual Expenditures (All Funds)	307,204	245,125	229,148	N/A
Unexpended (All Funds)	98,060	565,852	265,816	N/A
Unexpended, by Fund:				
General Revenue	0	31,574	2,530	N/A
Federal	0	0	0	N/A
Other	98,060	534,278	263,286	N/A
	(1)	(2)	(3)	



Reverted includes the statutory three percent reserve amount (when applicable).

Restricted includes any Governor's expenditure restrictions which remained at the end of the fiscal year (when applicable).

## **NOTES:**

- (1) Unexpended amount is primarily due to less transferring necessary to cover expense and equipment spending.
- (2) Unexpended amount is primarily due to less transferring necessary to cover expense and equipment spending.
- (3) Unexpended amount is primarily due to less transferring necessary to cover expense and equipment spending.

---

**CORE RECONCILIATION DETAIL**

---

**DEPT OF COMMERCE AND INSURANCE****DEPT ADMINISTRATION TRANSFER**

---

---

**5. CORE RECONCILIATION DETAIL**

---

	<b>Budget Class</b>	<b>FTE</b>	<b>GR</b>	<b>Federal</b>	<b>Other</b>	<b>Total</b>	<b>Explanation</b>
<b>TAFP AFTER VETOES</b>							
	TRF	0.00	10,000	0	485,264	495,264	
	<b>Total</b>	<b>0.00</b>	<b>10,000</b>	<b>0</b>	<b>485,264</b>	<b>495,264</b>	
<b>DEPARTMENT CORE REQUEST</b>							
	TRF	0.00	10,000	0	485,264	495,264	
	<b>Total</b>	<b>0.00</b>	<b>10,000</b>	<b>0</b>	<b>485,264</b>	<b>495,264</b>	
<b>GOVERNOR'S RECOMMENDED CORE</b>							
	TRF	0.00	10,000	0	485,264	495,264	
	<b>Total</b>	<b>0.00</b>	<b>10,000</b>	<b>0</b>	<b>485,264</b>	<b>495,264</b>	



# DCI

# DECISION ITEM SUMMARY

Budget Unit								
Decision Item	FY 2021	FY 2021	FY 2022	FY 2022	FY 2023	FY 2023	*****	*****
Budget Object Summary	ACTUAL	ACTUAL	BUDGET	BUDGET	DEPT REQ	DEPT REQ	SECURED	SECURED
Fund	DOLLAR	FTE	DOLLAR	FTE	DOLLAR	FTE	COLUMN	COLUMN
<b>DEPT ADMINISTRATION TRANSFER</b>								
<b>CORE</b>								
FUND TRANSFERS								
GENERAL REVENUE	7,170	0.00	10,000	0.00	10,000	0.00	0	0.00
DIVISION OF CREDIT UNIONS	7,090	0.00	40,000	0.00	40,000	0.00	0	0.00
DIVISION OF FINANCE	47,373	0.00	100,000	0.00	100,000	0.00	0	0.00
INSURANCE DEDICATED FUND	35,000	0.00	40,264	0.00	40,264	0.00	0	0.00
MANUFACTURED HOUSING FUND	2,419	0.00	5,000	0.00	5,000	0.00	0	0.00
PUBLIC SERVICE COMMISSION	57,766	0.00	100,000	0.00	100,000	0.00	0	0.00
PROFESSIONAL REGISTRATION FEES	72,330	0.00	200,000	0.00	200,000	0.00	0	0.00
TOTAL - TRF	229,148	0.00	495,264	0.00	495,264	0.00	0	0.00
<b>TOTAL</b>	<b>229,148</b>	<b>0.00</b>	<b>495,264</b>	<b>0.00</b>	<b>495,264</b>	<b>0.00</b>	<b>0</b>	<b>0.00</b>
<b>GRAND TOTAL</b>	<b>\$229,148</b>	<b>0.00</b>	<b>\$495,264</b>	<b>0.00</b>	<b>\$495,264</b>	<b>0.00</b>	<b>\$0</b>	<b>0.00</b>

9/24/21 9:22

im\_disummary

# DCI

# DECISION ITEM DETAIL

Budget Unit	FY 2021	FY 2021	FY 2022	FY 2022	FY 2023	FY 2023	*****	*****
Decision Item	ACTUAL	ACTUAL	BUDGET	BUDGET	DEPT REQ	DEPT REQ	SECURED	SECURED
Budget Object Class	DOLLAR	FTE	DOLLAR	FTE	DOLLAR	FTE	COLUMN	COLUMN
<b>DEPT ADMINISTRATION TRANSFER</b>								
<b>CORE</b>								
TRANSFERS OUT	229,148	0.00	495,264	0.00	495,264	0.00	0	0.00
TOTAL - TRF	229,148	0.00	495,264	0.00	495,264	0.00	0	0.00
<b>GRAND TOTAL</b>	<b>\$229,148</b>	<b>0.00</b>	<b>\$495,264</b>	<b>0.00</b>	<b>\$495,264</b>	<b>0.00</b>	<b>\$0</b>	<b>0.00</b>
GENERAL REVENUE	\$7,170	0.00	\$10,000	0.00	\$10,000	0.00		0.00
FEDERAL FUNDS	\$0	0.00	\$0	0.00	\$0	0.00		0.00
OTHER FUNDS	\$221,978	0.00	\$485,264	0.00	\$485,264	0.00		0.00

## PROGRAM DESCRIPTION

Department of Commerce and Insurance

HB Section(s): 7.405

Department Administration Transfer

Program is found in the following core budget(s): Transfers to Department Administration

**1a. What strategic priority does this program address?**

See Department Administration program description.

**1b. What does this program do?**

- This core transfer provides funds to the DCI Administrative Fund from other department funds to cover a portion of salaries, fringe benefits and expenses of Department Administration FTE.

**2a. Provide an activity measure(s) for the program.**

For performance measures, see Department Administration program description.

**2b. Provide a measure(s) of the program's quality.**

For performance measures, see Department Administration program description.

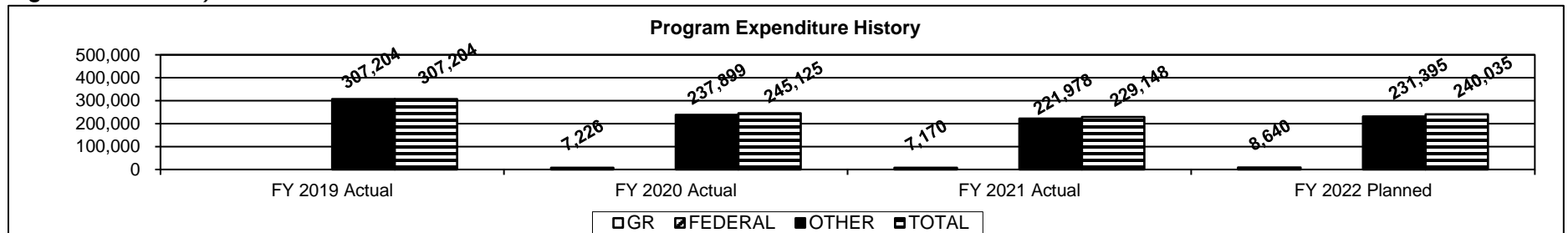
**2c. Provide a measure(s) of the program's impact.**

For performance measures, see Department Administration program description.

**2d. Provide a measure(s) of the program's efficiency.**

For performance measures, see Department Administration program description.

**3. Provide actual expenditures for the prior three fiscal years and planned expenditures for the current fiscal year. (Note: Amounts do not include fringe benefit costs.)**



**4. What are the sources of the "Other " funds?**

Division of Credit Unions Fund (0548), Division of Finance Fund (0550), Insurance Dedicated Fund (0566), Manufactured Housing Fund (0582), Public Service Commission Fund (0607) and the Professional Registration Fees Fund (0689)

**5. What is the authorization for this program, i.e., federal or state statute, etc.? (Include the federal program number, if applicable.)**

No

**6. Are there federal matching requirements? If yes, please explain.**

N/A

**7. Is this a federally mandated program? If yes, please explain.**

No

## CORE DECISION ITEM

<b>Department of Commerce and Insurance</b>	<b>Budget Unit</b>	<b>37501C</b>
<b>Insurance</b>		
<b>Core - Insurance Operations</b>	<b>HB Section</b>	<b>7.410</b>

### 1. CORE FINANCIAL SUMMARY

FY 2023 Budget Request					FY 2023 Governor's Recommendation				
	GR	Federal	Other	Total		GR	Federal	Other	Total
PS	0	0	9,272,428	9,272,428	PS	0	0	0	0
EE	0	0	1,921,904	1,921,904	EE	0	0	0	0
PSD	0	0	80,000	80,000	PSD	0	0	0	0
TRF	0	0	0	0	TRF	0	0	0	0
<b>Total</b>	<b>0</b>	<b>0</b>	<b>11,274,332</b>	<b>11,274,332</b>	<b>Total</b>	<b>0</b>	<b>0</b>	<b>0</b>	<b>0</b>
<b>FTE</b>	<b>0.00</b>	<b>0.00</b>	<b>159.56</b>	<b>159.56</b>	<b>FTE</b>	<b>0.00</b>	<b>0.00</b>	<b>0.00</b>	<b>0.00</b>
<b>Est. Fringe</b>	<b>0</b>	<b>0</b>	<b>5,469,127</b>	<b>5,469,127</b>	<b>Est. Fringe</b>	<b>0</b>	<b>0</b>	<b>0</b>	<b>0</b>
<i>Note: Fringes budgeted in House Bill 5 except for certain fringes budgeted directly to MoDOT, Highway Patrol, and Conservation.</i>					<i>Note: Fringes budgeted in House Bill 5 except for certain fringes budgeted directly to MoDOT, Highway Patrol, and Conservation.</i>				
Other Funds:	Insurance Dedicated Fund (0566) Consumer Restitution Fund (0792)				Other Funds:				

### 2. CORE DESCRIPTION

This core request supports Missouri's insurance regulatory efforts through the Insurance Dedicated Fund. The department is responsible for overseeing the insurance industry's compliance with Missouri insurance laws and regulations and protecting the interests of the insurance-buying consumer. The department, acting on complaints from consumers, investigates companies and producers accused of insurance law and regulation violations. The department provides information to nearly 40,000 consumers each year through a statewide toll-free hotline, outreach events and through the complaint process. The department's website provides information and services for the convenience of both consumers and industry. The department licenses nearly 222,000 insurance producers (agents and agencies). The department also certifies for collection over \$344.6 million in premium taxes paid by insurance companies for deposit into general revenue and school funds. This core includes the Consumer Restitution Fund which is for preserving and distributing to aggrieved consumers funds obtained through enforcement proceedings by the director.

### 3. PROGRAM LISTING (list programs included in this core funding)

Insurance Operations

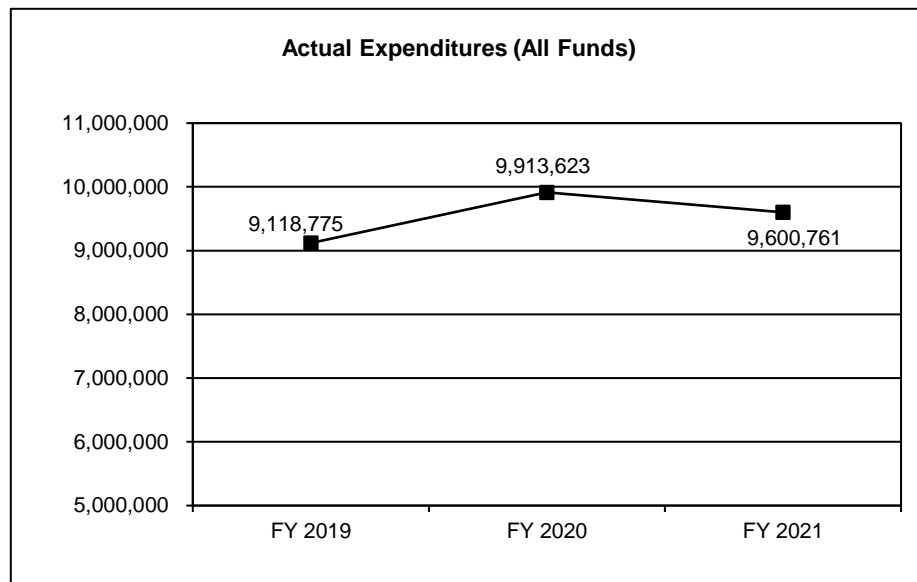
## CORE DECISION ITEM

**Department of Commerce and Insurance**  
**Insurance**  
**Core - Insurance Operations**

**Budget Unit** 37501C  
**HB Section** 7.410

### 4. FINANCIAL HISTORY

	<b>FY 2019 Actual</b>	<b>FY 2020 Actual</b>	<b>FY 2021 Actual</b>	<b>FY 2022 Current Yr.</b>
Appropriation (All Funds)	10,775,988	11,007,280	11,180,280	11,274,332
Less Reverted (All Funds)	0	0	0	0
Less Restricted (All Funds)	0	0	0	0
Budget Authority (All Funds)	10,775,988	11,007,280	11,180,280	11,274,332
Actual Expenditures (All Funds)	9,118,775	9,913,623	9,600,761	N/A
Unexpended (All Funds)	1,657,213	1,093,657	1,579,519	N/A
Unexpended, by Fund:				
General Revenue	0	0	0	N/A
Federal	0	0	0	N/A
Other	1,657,213	1,093,657	1,579,519	N/A
	(1)	(2)	(3)	



Reverted includes the statutory three percent reserve amount (when applicable).

Restricted includes any Governor's expenditure restrictions which remained at the end of the fiscal year (when applicable).

#### NOTES:

- (1) Unexpended amount is due to staff vacancies and less than anticipated expense and equipment spending.
- (2) Unexpended amount is due to staff vacancies and lower travel and other expenses due to the COVID-19 Pandemic.
- (3) Unexpended amount is due to staff vacancies and lower travel and other expenses due to the COVID-19 Pandemic.

**CORE RECONCILIATION DETAIL**

**DEPT OF COMMERCE AND INSURANCE**  
**INSURANCE OPERATIONS**

**5. CORE RECONCILIATION DETAIL**

		<b>Budget Class</b>	<b>FTE</b>	<b>GR</b>	<b>Federal</b>	<b>Other</b>	<b>Total</b>	<b>Explanation</b>
<b>TAFP AFTER VETOES</b>								
		PS	159.56	0	0	9,272,428	9,272,428	
		EE	0.00	0	0	1,921,904	1,921,904	
		PD	0.00	0	0	80,000	80,000	
		<b>Total</b>	<b>159.56</b>	<b>0</b>	<b>0</b>	<b>11,274,332</b>	<b>11,274,332</b>	
<b>DEPARTMENT CORE ADJUSTMENTS</b>								
Core Reallocation	1476 9907	PS	0.00	0	0	0	(0)	
<b>NET DEPARTMENT CHANGES</b>			<b>0.00</b>	<b>0</b>	<b>0</b>	<b>0</b>	<b>(0)</b>	
<b>DEPARTMENT CORE REQUEST</b>								
		PS	159.56	0	0	9,272,428	9,272,428	
		EE	0.00	0	0	1,921,904	1,921,904	
		PD	0.00	0	0	80,000	80,000	
		<b>Total</b>	<b>159.56</b>	<b>0</b>	<b>0</b>	<b>11,274,332</b>	<b>11,274,332</b>	
<b>GOVERNOR'S RECOMMENDED CORE</b>								
		PS	159.56	0	0	9,272,428	9,272,428	
		EE	0.00	0	0	1,921,904	1,921,904	
		PD	0.00	0	0	80,000	80,000	
		<b>Total</b>	<b>159.56</b>	<b>0</b>	<b>0</b>	<b>11,274,332</b>	<b>11,274,332</b>	

## DCI

## DECISION ITEM SUMMARY

Budget Unit								
Decision Item	FY 2021	FY 2021	FY 2022	FY 2022	FY 2023	FY 2023	*****	*****
Budget Object Summary	ACTUAL	ACTUAL	BUDGET	BUDGET	DEPT REQ	DEPT REQ	SECURED	SECURED
Fund	DOLLAR	FTE	DOLLAR	FTE	DOLLAR	FTE	COLUMN	COLUMN
<b>INSURANCE OPERATIONS</b>								
<b>CORE</b>								
PERSONAL SERVICES								
INSURANCE DEDICATED FUND	8,866,282	145.82	9,272,428	159.56	9,272,428	159.56	0	0.00
TOTAL - PS	8,866,282	145.82	9,272,428	159.56	9,272,428	159.56	0	0.00
EXPENSE & EQUIPMENT								
INSURANCE DEDICATED FUND	706,994	0.00	1,921,904	0.00	1,921,904	0.00	0	0.00
TOTAL - EE	706,994	0.00	1,921,904	0.00	1,921,904	0.00	0	0.00
PROGRAM-SPECIFIC								
INSURANCE DEDICATED FUND	27,485	0.00	75,000	0.00	75,000	0.00	0	0.00
CONSUMER RESTITUTION FUND	0	0.00	5,000	0.00	5,000	0.00	0	0.00
TOTAL - PD	27,485	0.00	80,000	0.00	80,000	0.00	0	0.00
<b>TOTAL</b>	<b>9,600,761</b>	<b>145.82</b>	<b>11,274,332</b>	<b>159.56</b>	<b>11,274,332</b>	<b>159.56</b>	<b>0</b>	<b>0.00</b>
<b>Pay Plan FY22-Cost to Continue - 0000013</b>								
PERSONAL SERVICES								
INSURANCE DEDICATED FUND	0	0.00	0	0.00	91,805	0.00	0	0.00
TOTAL - PS	0	0.00	0	0.00	91,805	0.00	0	0.00
<b>TOTAL</b>	<b>0</b>	<b>0.00</b>	<b>0</b>	<b>0.00</b>	<b>91,805</b>	<b>0.00</b>	<b>0</b>	<b>0.00</b>
<b>GRAND TOTAL</b>	<b>\$9,600,761</b>	<b>145.82</b>	<b>\$11,274,332</b>	<b>159.56</b>	<b>\$11,366,137</b>	<b>159.56</b>	<b>\$0</b>	<b>0.00</b>

9/24/21 9:22

im\_disummary

## FLEXIBILITY REQUEST FORM

<b>BUDGET UNIT NUMBER:</b> 37501C & 37510C <b>BUDGET UNIT NAME:</b> Insurance Operations & Insurance Examination <b>HOUSE BILL SECTION:</b> 7.410 & 7.415	<b>DEPARTMENT:</b> Commerce and Insurance  <b>DIVISION:</b> Insurance
<b>1. Provide the amount by fund of personal service flexibility and the amount by fund of expense and equipment flexibility you are requesting in dollar and percentage terms and explain why the flexibility is needed. If flexibility is being requested among divisions, provide the amount by fund of flexibility you are requesting in dollar and percentage terms and explain why the flexibility is needed.</b>	
<b>DEPARTMENT REQUEST</b>	
<p>The Insurance Divisions are requesting 30% flexibility between sections 7.410 (Insurance Dedicated Fund 0566) and 7.415 (Insurance Examiners Fund 0552). This flexibility is requested to help manage examination priorities and funding needs between the insurance operations and insurance examinations cores. Changing examination accreditation requirements or staffing needs in Missouri regarding domestic insurance industry regulation necessitates that funding be flexible so that proper spending from appropriated insurance funds is maintained. This flexibility allows the Insurance Divisions to perform their regulatory responsibilities appropriately, based upon current need.</p>	
<b>2. Estimate how much flexibility will be used for the budget year. How much flexibility was used in the Prior Year Budget and the Current Year Budget? Please specify the amount.</b>	
<b>PRIOR YEAR ACTUAL AMOUNT OF FLEXIBILITY USED</b>	<b>CURRENT YEAR ESTIMATED AMOUNT OF FLEXIBILITY THAT WILL BE USED</b>
N/A	N/A
<b>BUDGET REQUEST ESTIMATED AMOUNT OF FLEXIBILITY THAT WILL BE USED</b>	
The division will use flexibility only if necessary.	
<b>3. Please explain how flexibility was used in the prior and/or current years.</b>	
<b>PRIOR YEAR EXPLAIN ACTUAL USE</b>	<b>CURRENT YEAR EXPLAIN PLANNED USE</b>
N/A	The division will use flexibility only if necessary.



## DCI

## DECISION ITEM DETAIL

Budget Unit	FY 2021	FY 2021	FY 2022	FY 2022	FY 2023	FY 2023	*****	*****
Decision Item	ACTUAL	ACTUAL	BUDGET	BUDGET	DEPT REQ	DEPT REQ	SECURED	SECURED
Budget Object Class	DOLLAR	FTE	DOLLAR	FTE	DOLLAR	FTE	COLUMN	COLUMN
<b>INSURANCE OPERATIONS</b>								
<b>CORE</b>								
ADMIN OFFICE SUPPORT ASSISTANT	4,398	0.13	0	0.00	0	0.00	0	0.00
SR OFFICE SUPPORT ASSISTANT	3,904	0.13	0	0.00	0	0.00	0	0.00
SUPPORT SERVICES TECHNICIAN	840	0.02	0	0.00	0	0.00	0	0.00
PROCUREMENT OFCR II	2,031	0.04	0	0.00	0	0.00	0	0.00
ACCOUNTING SPECIALIST II	2,189	0.04	0	0.00	0	0.00	0	0.00
ACCOUNTING ANAL II	1,871	0.04	0	0.00	0	0.00	0	0.00
BUDGET ANAL III	3,830	0.07	0	0.00	0	0.00	0	0.00
ACCOUNTING GENERALIST II	1,765	0.04	0	0.00	0	0.00	0	0.00
PERSONNEL ANAL II	1,830	0.04	0	0.00	0	0.00	0	0.00
RESEARCH ANAL II	1,615	0.04	0	0.00	0	0.00	0	0.00
RESEARCH ANAL III	1,924	0.04	0	0.00	0	0.00	0	0.00
PUBLIC INFORMATION SPEC II	1,434	0.04	0	0.00	0	0.00	0	0.00
PUBLIC INFORMATION ADMSTR	1,706	0.04	0	0.00	0	0.00	0	0.00
PLANNER I	2,083	0.04	0	0.00	0	0.00	0	0.00
PLANNER II	2,084	0.04	0	0.00	0	0.00	0	0.00
INVESTIGATOR I	1,615	0.04	0	0.00	0	0.00	0	0.00
INVESTIGATOR II	31,647	0.75	0	0.00	0	0.00	0	0.00
INVESTIGATOR III	7,660	0.17	0	0.00	0	0.00	0	0.00
INS COMPLIANCE REVIEW SPEC I	5,779	0.13	0	0.00	0	0.00	0	0.00
INS COMPLIANCE REVIEW SPEC III	2,309	0.04	0	0.00	0	0.00	0	0.00
INSURANCE PRODUCT ANALYST I	1,588	0.04	0	0.00	0	0.00	0	0.00
INSURANCE PRODUCT ANALYST II	10,225	0.25	0	0.00	0	0.00	0	0.00
INSURANCE PRODUCT ANALYST III	1,765	0.04	0	0.00	0	0.00	0	0.00
INSURANCE FINANCIAL ANAL SPEC	10,037	0.21	0	0.00	0	0.00	0	0.00
INSURANCE FINANCIAL ANALYST II	5,801	0.13	0	0.00	0	0.00	0	0.00
EXAMINER	48,897	0.67	0	0.00	0	0.00	0	0.00
EXAMINER SPECIALIST	7,102	0.08	0	0.00	0	0.00	0	0.00
EXAMINER IN CHARGE	14,252	0.16	0	0.00	0	0.00	0	0.00
EXAMINATION MANAGER	23,552	0.23	0	0.00	0	0.00	0	0.00
CHIEF EXAMINER	8,143	0.08	0	0.00	0	0.00	0	0.00
TAX AUDITOR I	1,603	0.04	0	0.00	0	0.00	0	0.00
TAX AUDITOR II	1,734	0.04	0	0.00	0	0.00	0	0.00

9/24/21 9:24

im\_didetail

Page 5 of 75

## DCI

## DECISION ITEM DETAIL

Budget Unit	FY 2021	FY 2021	FY 2022	FY 2022	FY 2023	FY 2023	*****	*****
Decision Item	ACTUAL	ACTUAL	BUDGET	BUDGET	DEPT REQ	DEPT REQ	SECURED	SECURED
Budget Object Class	DOLLAR	FTE	DOLLAR	FTE	DOLLAR	FTE	COLUMN	COLUMN
<b>INSURANCE OPERATIONS</b>								
<b>CORE</b>								
TAX AUDITOR III	4,050	0.08	0	0.00	0	0.00	0	0.00
FISCAL & ADMINISTRATIVE MGR B1	5,717	0.08	0	0.00	0	0.00	0	0.00
HUMAN RESOURCES MGR B1	2,365	0.04	0	0.00	0	0.00	0	0.00
INVESTIGATION MGR B1	2,442	0.04	0	0.00	0	0.00	0	0.00
INSURANCE REGULATORY MGR B1	16,091	0.25	0	0.00	0	0.00	0	0.00
PROCESSING TECHNICIAN II	2,761	0.08	0	0.00	0	0.00	0	0.00
PROCESSING TECHNICIAN III	1,597	0.04	0	0.00	0	0.00	0	0.00
STATE DEPARTMENT DIRECTOR	116,766	0.90	117,390	0.90	116,228	0.90	0	0.00
DEPUTY STATE DEPT DIRECTOR	107,671	0.90	108,748	0.90	107,671	0.90	0	0.00
DESIGNATED PRINCIPAL ASST DEPT	265,488	3.80	266,570	3.80	267,586	3.80	0	0.00
DIVISION DIRECTOR	348,149	3.22	415,398	3.80	411,285	3.80	0	0.00
DESIGNATED PRINCIPAL ASST DIV	167,655	2.42	135,955	1.90	187,415	2.90	0	0.00
PARALEGAL	2,885	0.07	0	0.00	0	0.00	0	0.00
LEGAL COUNSEL	309,237	4.89	313,547	5.00	313,547	5.00	0	0.00
CHIEF COUNSEL	96,748	1.00	97,715	1.00	96,748	1.00	0	0.00
SENIOR COUNSEL	248,647	3.00	251,134	3.00	248,647	3.00	0	0.00
ACTUARY	312,526	2.22	344,154	2.41	390,236	3.00	0	0.00
MISCELLANEOUS TECHNICAL	74,771	1.25	82,779	1.78	15,601	0.49	0	0.00
MISCELLANEOUS PROFESSIONAL	93,113	1.43	55,108	1.47	204,481	4.00	0	0.00
SPECIAL ASST PROFESSIONAL	12,811	0.25	0	0.00	0	0.00	0	0.00
ADMIN SUPPORT ASSISTANT	153,658	4.65	197,883	5.00	130,329	4.00	0	0.00
LEAD ADMIN SUPPORT ASSISTANT	212,628	5.44	216,540	5.50	255,454	6.50	0	0.00
ADMIN SUPPORT PROFESSIONAL	33,644	0.68	50,500	1.00	46,000	1.00	0	0.00
ADMINISTRATIVE MANAGER	62,564	0.82	65,435	0.85	64,787	0.85	0	0.00
CUSTOMER SERVICE REP	57,749	1.76	66,917	2.00	66,917	2.00	0	0.00
LEAD CUSTOMER SERVICE REP	103,016	2.62	121,148	3.00	121,148	3.00	0	0.00
PROGRAM SPECIALIST	47,941	0.96	50,525	1.00	50,025	1.00	0	0.00
RESEARCH/DATA ANALYST	44,247	0.96	46,633	1.00	46,171	1.00	0	0.00
RESEARCH DATA ANALYSIS SPV/MGR	73,600	0.96	77,568	1.00	76,800	1.00	0	0.00
SR PUBLIC RELATIONS SPECIALIST	99,263	2.18	76,093	1.70	75,340	1.70	0	0.00
PUBLIC RELATIONS DIRECTOR	55,434	0.81	58,422	0.85	57,844	0.85	0	0.00
AGENCY BUDGET SENIOR ANALYST	67,603	1.22	92,847	1.70	96,305	1.70	0	0.00

## DCI

## DECISION ITEM DETAIL

Budget Unit	FY 2021	FY 2021	FY 2022	FY 2022	FY 2023	FY 2023	*****	*****
Decision Item	ACTUAL	ACTUAL	BUDGET	BUDGET	DEPT REQ	DEPT REQ	SECURED	SECURED
Budget Object Class	DOLLAR	FTE	DOLLAR	FTE	DOLLAR	FTE	COLUMN	COLUMN
<b>INSURANCE OPERATIONS</b>								
<b>CORE</b>								
SENIOR ACCOUNTS ASSISTANT	77,723	1.92	81,914	2.00	81,102	2.00	0	0.00
INTERMEDIATE ACCOUNTANT	93,506	1.82	98,426	1.90	97,451	1.90	0	0.00
ACCOUNTANT MANAGER	69,392	0.91	73,133	0.95	72,409	0.95	0	0.00
PROCUREMENT SPECIALIST	46,714	0.91	49,232	0.95	48,745	0.95	0	0.00
HUMAN RESOURCES GENERALIST	42,282	0.91	44,358	0.95	46,115	0.95	0	0.00
HUMAN RESOURCES SPECIALIST	54,388	0.91	57,321	0.95	56,753	0.95	0	0.00
HUMAN RESOURCES DIRECTOR	61,389	0.91	62,262	0.95	67,810	0.95	0	0.00
LEGAL ASSISTANT	35,573	0.92	38,861	1.00	38,476	1.00	0	0.00
PARALEGAL	40,671	0.77	43,084	0.80	42,657	0.80	0	0.00
EXAMINER	260,713	4.33	333,585	5.45	294,163	4.93	0	0.00
ACCREDITED EXAMINER	105,435	1.69	83,713	1.33	133,510	2.14	0	0.00
CERTIFIED EXAMINER	604,273	7.60	772,611	9.58	497,442	6.30	0	0.00
EXAMINER SPECIALIST	255,896	2.93	323,542	3.66	323,542	3.66	0	0.00
EXAMINER-IN-CHARGE	396,119	4.40	386,087	4.19	404,716	4.74	0	0.00
EXAMINATION MANAGER	557,580	5.45	560,103	5.42	549,786	5.37	0	0.00
CHIEF EXAMINER	197,908	1.86	205,345	1.91	206,051	1.94	0	0.00
REGULATORY AUDITOR	1,347,132	31.93	1,493,031	39.37	1,493,031	39.00	0	0.00
SENIOR REGULATORY AUDITOR	767,647	16.03	801,635	20.64	921,435	20.64	0	0.00
REGULATORY COMPLIANCE MANAGER	431,891	6.71	455,176	7.00	450,669	7.00	0	0.00
<b>TOTAL - PS</b>	<b>8,866,282</b>	<b>145.82</b>	<b>9,272,428</b>	<b>159.56</b>	<b>9,272,428</b>	<b>159.56</b>	<b>0</b>	<b>0.00</b>
TRAVEL, IN-STATE	3,774	0.00	114,734	0.00	114,734	0.00	0	0.00
TRAVEL, OUT-OF-STATE	0	0.00	123,123	0.00	123,123	0.00	0	0.00
FUEL & UTILITIES	0	0.00	1,001	0.00	1,001	0.00	0	0.00
SUPPLIES	146,036	0.00	243,757	0.00	243,757	0.00	0	0.00
PROFESSIONAL DEVELOPMENT	124,277	0.00	204,901	0.00	204,901	0.00	0	0.00
COMMUNICATION SERV & SUPP	81,931	0.00	177,688	0.00	177,688	0.00	0	0.00
PROFESSIONAL SERVICES	333,921	0.00	727,702	0.00	727,702	0.00	0	0.00
HOUSEKEEPING & JANITORIAL SERV	131	0.00	501	0.00	501	0.00	0	0.00
M&R SERVICES	10,620	0.00	18,380	0.00	18,380	0.00	0	0.00
COMPUTER EQUIPMENT	0	0.00	11,000	0.00	11,000	0.00	0	0.00
OFFICE EQUIPMENT	3,192	0.00	108,948	0.00	108,948	0.00	0	0.00
OTHER EQUIPMENT	218	0.00	25,000	0.00	25,000	0.00	0	0.00

## DCI

## DECISION ITEM DETAIL

Budget Unit	FY 2021	FY 2021	FY 2022	FY 2022	FY 2023	FY 2023	*****	*****
Decision Item	ACTUAL	ACTUAL	BUDGET	BUDGET	DEPT REQ	DEPT REQ	SECURED	SECURED
Budget Object Class	DOLLAR	FTE	DOLLAR	FTE	DOLLAR	FTE	COLUMN	COLUMN
<b>INSURANCE OPERATIONS</b>								
<b>CORE</b>								
PROPERTY & IMPROVEMENTS	2,745	0.00	113,331	0.00	113,331	0.00	0	0.00
BUILDING LEASE PAYMENTS	0	0.00	25,001	0.00	25,001	0.00	0	0.00
EQUIPMENT RENTALS & LEASES	0	0.00	7,501	0.00	7,501	0.00	0	0.00
MISCELLANEOUS EXPENSES	149	0.00	18,335	0.00	18,335	0.00	0	0.00
REBILLABLE EXPENSES	0	0.00	1,001	0.00	1,001	0.00	0	0.00
<b>TOTAL - EE</b>	<b>706,994</b>	<b>0.00</b>	<b>1,921,904</b>	<b>0.00</b>	<b>1,921,904</b>	<b>0.00</b>	<b>0</b>	<b>0.00</b>
PROGRAM DISTRIBUTIONS	0	0.00	5,000	0.00	5,000	0.00	0	0.00
REFUNDS	27,485	0.00	75,000	0.00	75,000	0.00	0	0.00
<b>TOTAL - PD</b>	<b>27,485</b>	<b>0.00</b>	<b>80,000</b>	<b>0.00</b>	<b>80,000</b>	<b>0.00</b>	<b>0</b>	<b>0.00</b>
<b>GRAND TOTAL</b>	<b>\$9,600,761</b>	<b>145.82</b>	<b>\$11,274,332</b>	<b>159.56</b>	<b>\$11,274,332</b>	<b>159.56</b>	<b>\$0</b>	<b>0.00</b>
<b>GENERAL REVENUE</b>	<b>\$0</b>	<b>0.00</b>	<b>\$0</b>	<b>0.00</b>	<b>\$0</b>	<b>0.00</b>		<b>0.00</b>
<b>FEDERAL FUNDS</b>	<b>\$0</b>	<b>0.00</b>	<b>\$0</b>	<b>0.00</b>	<b>\$0</b>	<b>0.00</b>		<b>0.00</b>
<b>OTHER FUNDS</b>	<b>\$9,600,761</b>	<b>145.82</b>	<b>\$11,274,332</b>	<b>159.56</b>	<b>\$11,274,332</b>	<b>159.56</b>		<b>0.00</b>

## PROGRAM DESCRIPTION

Department of Commerce and Insurance

HB Section(s): 7.410

Insurance Operations

Program is found in the following core budget(s): Insurance Operations

### 1a. What strategic priority does this program address?

- Provide help and educate stakeholders so they are better informed problem solvers
- Strengthen our regulatory relationships while ensuring a level playing field to protect and advocate for the general public
- Innovate to make it easier to connect and work with us
- Develop our team, reward great performance, and retain top talent

### 1b. What does this program do?

- Facilitate consumer protection by ensuring insurance companies conduct business according to state law.
- Investigate and mediate complaints against licensees, including agents and insurers to ensure proper handling of insurance transactions and compliance by companies, agents and other licensed entities.
- Maintain Insurance Consumer Hotline (800-726-7390) to answer questions and educate the public and industry on insurance matters.
- Participate in outreach and post-disaster events to provide insurance education and resources and empower Missourians to make informed insurance buying decisions.
- Conducts ongoing analysis of annual and supplemental filings of domestic insurance companies in accordance with NAIC accreditation standards to identify current and developing trends which may lead to insurer insolvency or non-conformance with Missouri law.
- Licenses insurers and insurance related entities to ensure financially sound companies are operating in a Missouri's insurance market.
- Processes and audits premium, surplus lines and captive premium tax filings to ensure the appropriate level of tax is submitted to the state.
- Licenses captive insurance companies used to manage businesses risks and as an economic development tool for the state.
- Reviews insurance policy forms, endorsements, illustrations, marketing materials, underwriting rules and rates to ensure compliance with state insurance law.
- Performs market analysis and investigations of insurance companies operating in this state.
- Licenses insurance producers (agents and agencies) operating within Missouri as well as licenses and registers various other insurance-related entities.

## PROGRAM DESCRIPTION

Department of Commerce and Insurance

HB Section(s): 7.410

Insurance Operations

Program is found in the following core budget(s): Insurance Operations

2a. Provide an activity measure(s) for the program.

	CY 2019 Actual	CY 2020 Actual	CY 2021 Actual*	CY 2022 Target	CY 2023 Target	CY 2024 Target
Consumer Complaints	3,238	2,952		3,000	3,000	3,000
Agent Investigations	878	946		900	900	900
Consumer Phone Calls	16,183	13,599		17,000	17,000	17,000
Inquiries	2,007	2,424		3,000	3,000	3,000
Walk-ins**	70	7		50	50	50
Outreach Event Public Interactions**	3,852	1,000		5,000	5,000	5,000
Number of Domestic Companies	231	231		231	231	231
Number of Licensed Companies	2,042	2,061		2,060	2,060	2,060
Number of Surplus Lines Brokers	2,004	2,092		2,100	2,100	2,100
Insurance Related Entities	914	951		925	925	925
Property & Casualty Filings Received	5,319	5,345		5,300	5,300	5,300
Property & Casualty Insurance Filing Pages Reviewed***	304,847	622,583		317,290	317,290	400,000
Life & Health Filings Received	4,501	3,968		4,200	4,200	3,800
Life & Health Insurance Filing Pages reviewed****	643,088	1,751,946		1,400,000	1,400,000	1,400,000

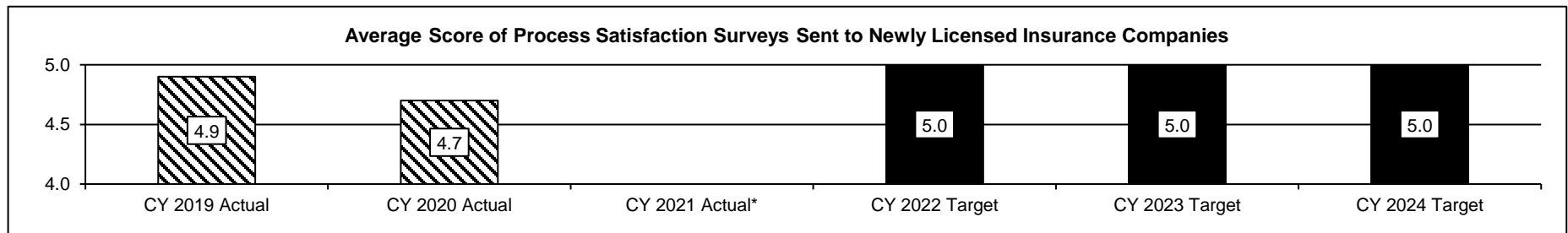
\*Calendar year data will be provided with the Governor's recommendations.

\*\*CY 2020 actual lower numbers are due to the COVID-19 Pandemic.

\*\*\*The increase in pages reviewed for CY 2020 is the result of a number of large filings that are not anticipated in future years.

\*\*\*\*The increase in pages reviewed for CY 2020 is the result of additional information being filed through SERFF for Medicare supplement rate filings. The addition of rate data for the public facing Medigap Rate Shopper Tool increased pages numbers significantly.

2b. Provide a measure(s) of the program's quality.



Scale: 1 = poor, 2 = needs work, 3 = average, 4 = good, 5 = outstanding.

\*Calendar year data will be provided with the Governor's recommendations.

## PROGRAM DESCRIPTION

Department of Commerce and Insurance

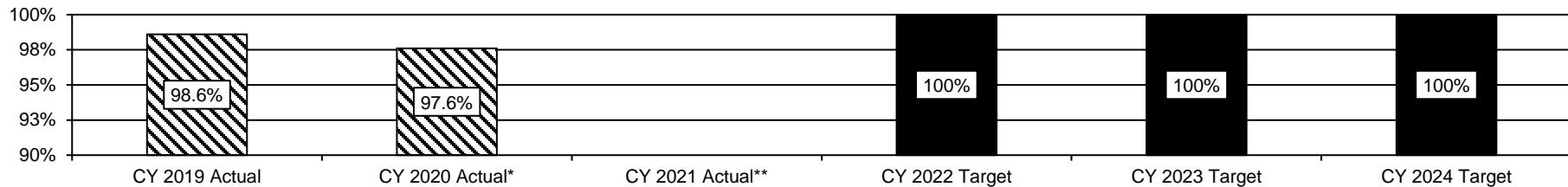
HB Section(s): 7.410

Insurance Operations

Program is found in the following core budget(s): Insurance Operations

2b. Provide a measure(s) of the program's quality (continued).

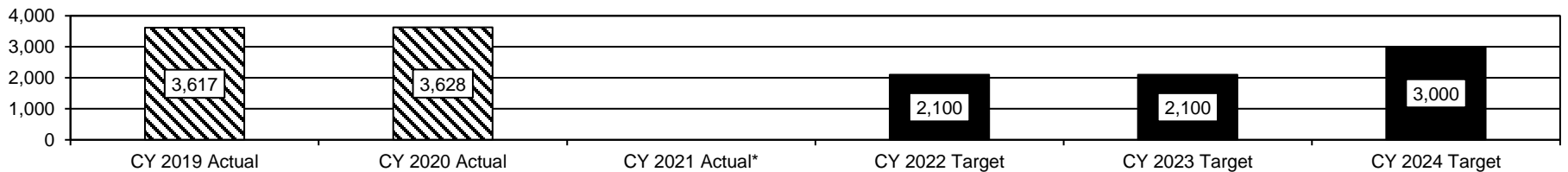
**Percentage of Examinees Satisfied with the Department's Insurance Licensing Examination Experience**



\*CY 2020 actual lower satisfaction rate is due to the lack of available testing facilities attributed to the COVID-19 Pandemic.

\*\*Calendar year data will be provided with the Governor's recommendations.

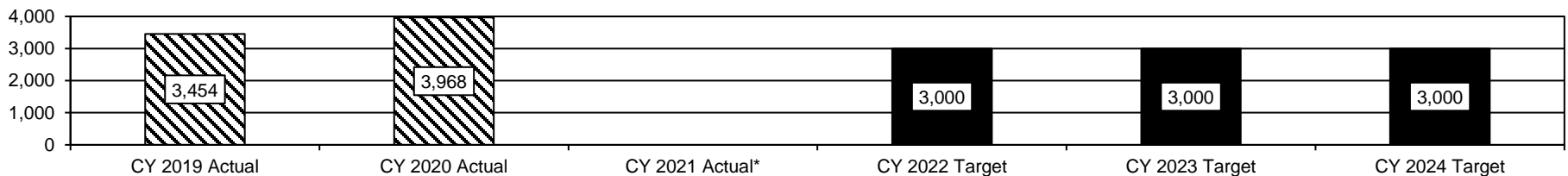
**Number of Property and Casualty Filings with Objections**



Note: Staff notify insurance companies of compliance questions by sending "Objections," asking the insurance company for more information or to correct the compliance issue.

\*Calendar year data will be provided with the Governor's recommendations.

**Number of Life and Health Filings with Objections**



Note: Staff notify insurance companies of compliance questions by sending "Objections," asking the insurance company for more information or to correct the compliance issue.

\*Calendar year data will be provided with the Governor's recommendations.

## PROGRAM DESCRIPTION

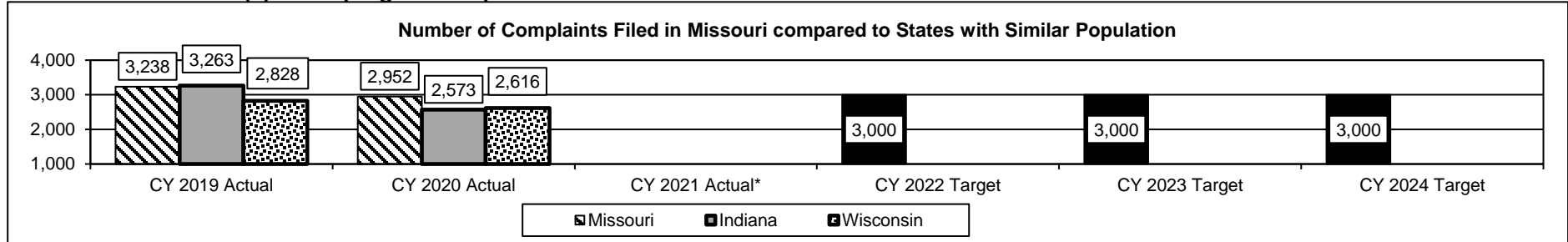
Department of Commerce and Insurance

HB Section(s): 7.410

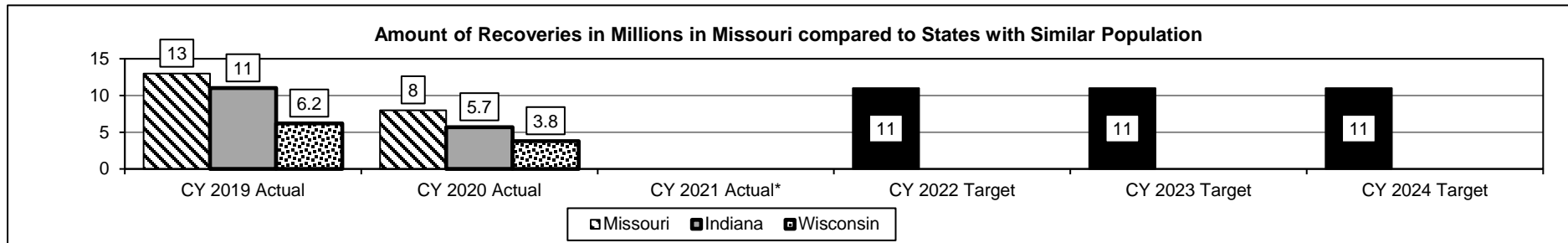
Insurance Operations

Program is found in the following core budget(s): Insurance Operations

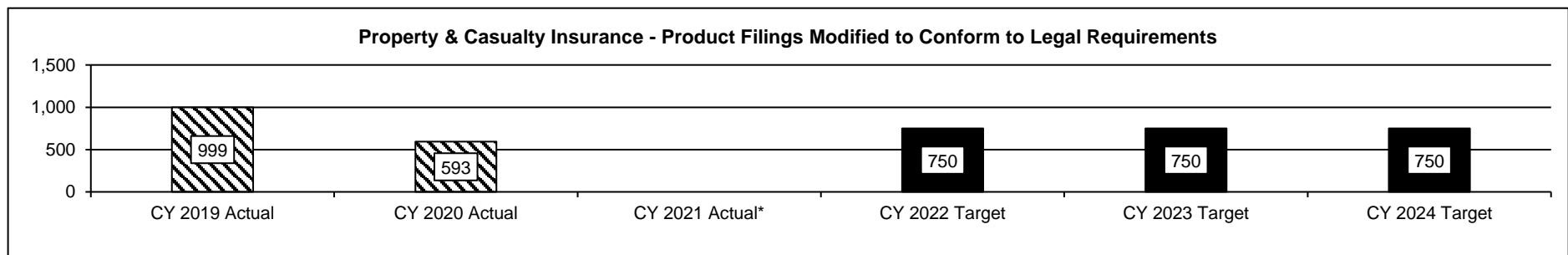
2c. Provide a measure(s) of the program's impact.



\*Calendar year data will be provided with the Governor's recommendations.



\*Calendar year data will be provided with the Governor's recommendations.



Note: Without the identification and correction of these compliance issues, Missourians would encounter significant problems with their insurance coverage, for example, claims might be denied for services or benefits required under Missouri law.

\*Calendar year data will be provided with the Governor's recommendations.



## PROGRAM DESCRIPTION


Department of Commerce and Insurance

HB Section(s): 7.410

Insurance Operations

Program is found in the following core budget(s): Insurance Operations

2c. Provide a measure(s) of the program's impact (continued).




Note: Without the identification and correction of these compliance issues, Missourians would encounter significant problems with their insurance coverage, for example, claims might be denied for services or benefits required under Missouri law.

\*Calendar year data will be provided with the Governor's recommendations.

Tax Revenue Generated from Tax Filings processed by the Department						
	CY 2019 Actual	CY 2020 Actual	CY 2021 Actual*	CY 2022 Target	CY 2023 Target	CY 2024 Target
Surplus Lines Tax Collected	36.3 mil	39.3 mil		38.0 mil	39.0 mil	40.0 mil
Premium Tax Collected	319.7 mil	303.3 mil		320.0 mil	320.0 mil	320.0 mil
Captive Premium Tax	1.9 mil	2.0 mil		2.0 mil	2.0 mil	2.0 mil

\*Calendar year data will be provided with the Governor's recommendations.

2d. Provide a measure(s) of the program's efficiency.



Note: Regulated entities are required to provide a response within 20 days (20 CSR 100-4.100). An investigation of a consumer complaint against an insurer takes an additional 40 days. The Agent Investigations measure of 120 days is based on the fact that agent investigations, which sometimes involve fraud, court records, interview of witnesses, subpoenas, etc. take longer to investigate. One of the primary missions of the department is to mediate complaints in a timely manner while recognizing the importance of a complete investigation and protection of consumers.

\*Calendar year data will be provided with the Governor's recommendations.

## PROGRAM DESCRIPTION

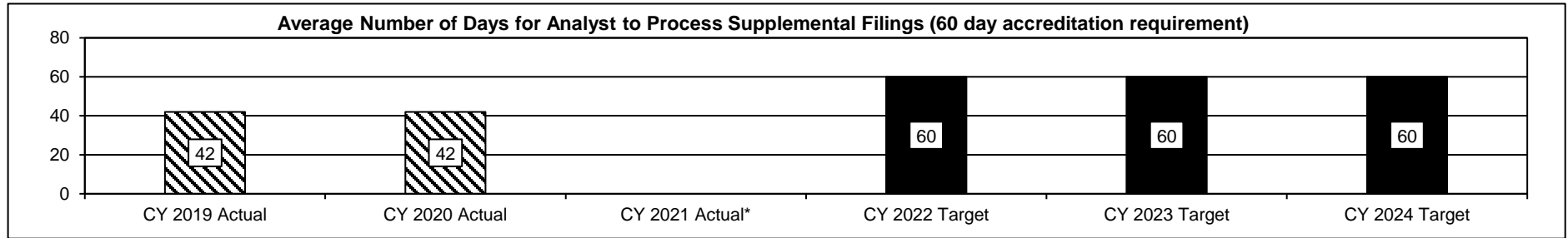
Department of Commerce and Insurance

HB Section(s): 7.410

Insurance Operations

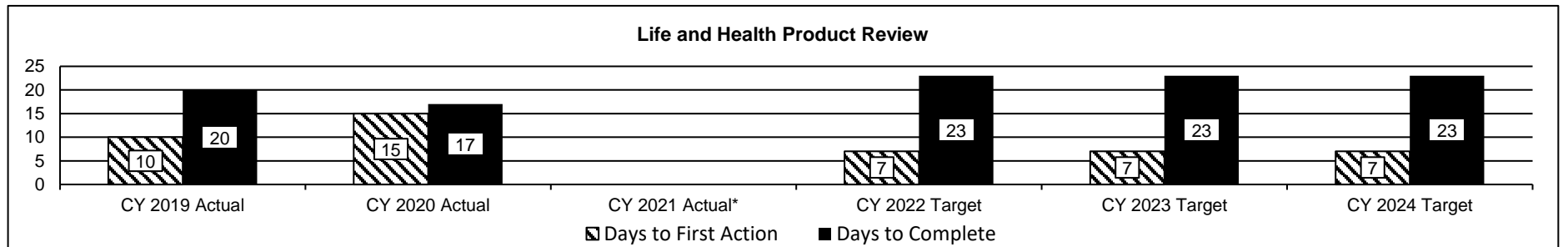
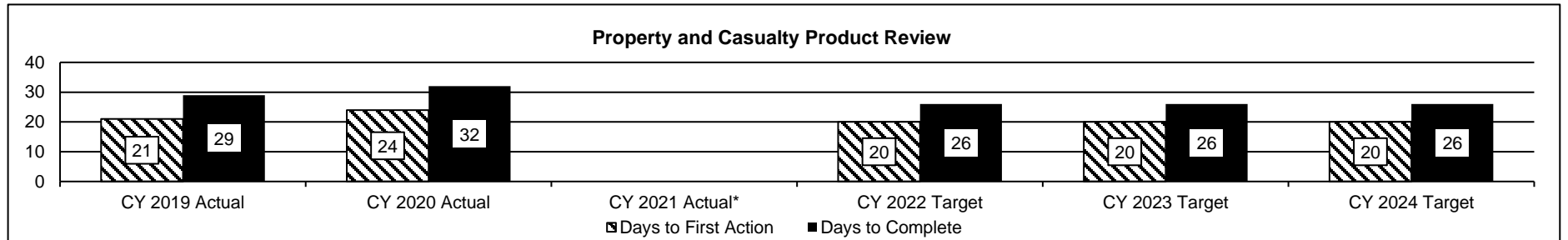
Program is found in the following core budget(s): Insurance Operations

### 2d. Provide a measure(s) of the program's efficiency (continued).



Note: The accreditation requirements regarding the review of supplemental filings is 60 days for priority companies and 120 days for non-priority companies; however, we strive to adhere to a 60 day timeframe for all. Supplemental filings include the Management Discussion and Analysis, Audited Financial Reports, and various other exhibits and filings that are related to but due after the submission of the annual statement. It is important that these supplemental filings be adequately and timely reviewed so that issues and risks that may affect an insurance company's solvency can be identified and addressed during our risk-focused analysis process.

\*Calendar year data will be provided with the Governor's recommendations.



Note: There are two measures of efficiency in the insurance product review process. The first is how quickly is the initial review completed, which is measured by "Days to Reviewer's First Action". The second measure is the total review time, from submission to final disposition, called "Days to Complete Compliance Review". The Division looks to the National Association of Insurance Commissioners (NAIC) for a benchmark for this measure, which is 20 calendar days.

\*Calendar year data will be provided with the Governor's recommendations.

## PROGRAM DESCRIPTION

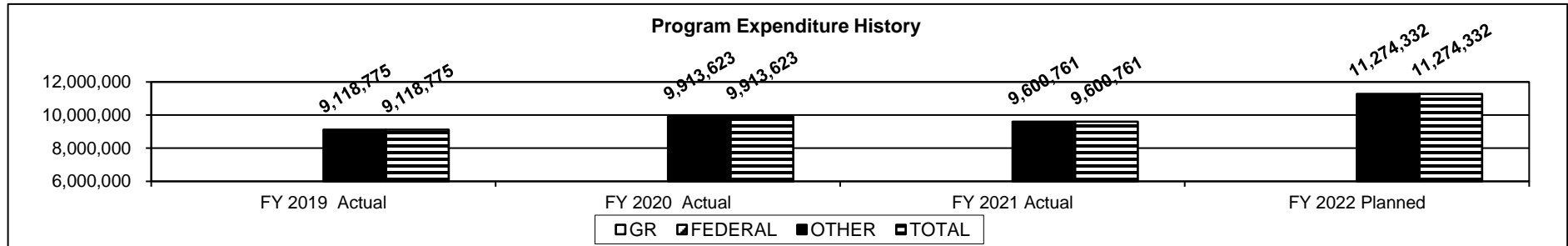
Department of Commerce and Insurance

HB Section(s): 7.410

Insurance Operations

Program is found in the following core budget(s): Insurance Operations

**3. Provide actual expenditures for the prior three fiscal years and planned expenditures for the current fiscal year. (Note: Amounts do not include fringe benefit costs.)**



**4. What are the sources of the "Other " funds?**

Insurance Dedicated Fund (0566)

**5. What is the authorization for this program, i.e., federal or state statute, etc.? (Include the federal program number, if applicable.)**

State Statute: Chapters 148, 287, 325, 354, 374, 375, 376, 377, 378, 379, 380, 381, 383, 384, 385 and 447 RSMo.  
and Article IV section 36(b) of the Missouri Constitution.

**6. Are there federal matching requirements? If yes, please explain.**

N/A

**7. Is this a federally mandated program? If yes, please explain.**

No

## CORE DECISION ITEM

Department of Commerce and Insurance	Budget Unit	37510C
Insurance		
Core - Insurance Examinations	HB Section	7.415

### 1. CORE FINANCIAL SUMMARY

FY 2023 Budget Request					FY 2023 Governor's Recommendation				
	GR	Federal	Other	Total		GR	Federal	Other	Total
PS	0	0	3,622,347	3,622,347	PS	0	0	0	0
EE	0	0	715,802	715,802	EE	0	0	0	0
PSD	0	0	60,000	60,000	PSD	0	0	0	0
TRF	0	0	0	0	TRF	0	0	0	0
<b>Total</b>	<b>0</b>	<b>0</b>	<b>4,398,149</b>	<b>4,398,149</b>	<b>Total</b>	<b>0</b>	<b>0</b>	<b>0</b>	<b>0</b>
<b>FTE</b>	<b>0.00</b>	<b>0.00</b>	<b>43.30</b>	<b>43.30</b>	<b>FTE</b>	<b>0.00</b>	<b>0.00</b>	<b>0.00</b>	<b>0.00</b>
<b>Est. Fringe</b>	<b>0</b>	<b>0</b>	<b>1,854,921</b>	<b>1,854,921</b>	<b>Est. Fringe</b>	<b>0</b>	<b>0</b>	<b>0</b>	<b>0</b>
<i>Note: Fringes budgeted in House Bill 5 except for certain fringes budgeted directly to MoDOT, Highway Patrol, and Conservation.</i>					<i>Note: Fringes budgeted in House Bill 5 except for certain fringes budgeted directly to MoDOT, Highway Patrol, and Conservation.</i>				

Other Funds: Insurance Examiners Fund (0552)

Other Funds:

### 2. CORE DESCRIPTION

This core supports Missouri's insurance company examination efforts through the Insurance Examiners Fund. The department conducts both financial and market conduct examinations. Financial examinations ensure insurance companies have sufficient reserves to pay consumer claims and consumers have access to affordable insurance coverage. Market conduct examinations of insurance companies serve to verify that policyholders and beneficiaries receive the full benefits from the contracts they and the insurer have agreed to. The expenses of these examinations are billed to the companies examined.

### 3. PROGRAM LISTING (list programs included in this core funding)

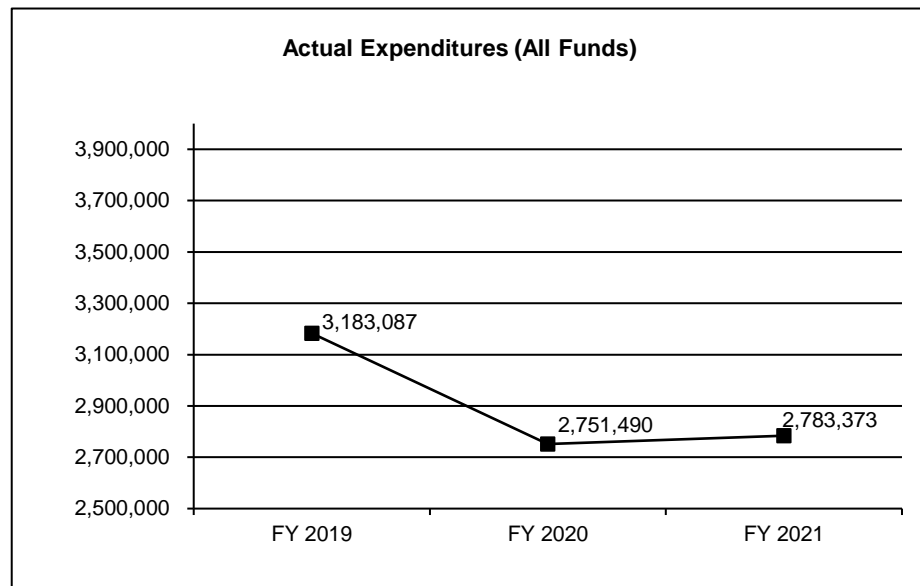
Insurance Examinations

# **CORE DECISION ITEM**

<b>Department of Commerce and Insurance</b>	<b>Budget Unit</b>	<b>37510C</b>
<b>Insurance</b>		
<b>Core - Insurance Examinations</b>	<b>HB Section</b>	<b>7.415</b>

## **4. FINANCIAL HISTORY**

	<b>FY 2019 Actual</b>	<b>FY 2020 Actual</b>	<b>FY 2021 Actual</b>	<b>FY 2022 Current Yr.</b>
Appropriation (All Funds)	4,231,754	4,301,700	4,358,107	4,398,149
Less Reverted (All Funds)	0	0	0	0
Less Restricted (All Funds)	0	0	0	0
Budget Authority (All Funds)	4,231,754	4,301,700	4,358,107	4,398,149
Actual Expenditures (All Funds)	3,183,087	2,751,490	2,783,373	N/A
Unexpended (All Funds)	1,048,667	1,550,210	1,574,734	N/A
Unexpended, by Fund:				
General Revenue	0	0	0	N/A
Federal	0	0	0	N/A
Other	1,048,667	1,550,210	1,574,734	N/A
	(1)	(2)	(3)	



Reverted includes the statutory three percent reserve amount (when applicable).

Restricted includes any Governor's expenditure restrictions which remained at the end of the fiscal year (when applicable).

## **NOTES:**

- (1) Unexpended amount is due to staff vacancies and less than anticipated expense and equipment spending.
- (2) Unexpended amount is due to staff vacancies and decreased examination travel expenditures due to the COVID-19 Pandemic.
- (3) Unexpended amount is due to staff vacancies and decreased examination travel expenditures due to the COVID-19 Pandemic.

## CORE RECONCILIATION DETAIL

### DEPT OF COMMERCE AND INSURANCE INSURANCE EXAMINATIONS

#### 5. CORE RECONCILIATION DETAIL

		Budget Class	FTE	GR	Federal	Other	Total	Explanation
<b>TAFP AFTER VETOES</b>								
		PS	43.30	0	0	3,622,347	3,622,347	
		EE	0.00	0	0	715,802	715,802	
		PD	0.00	0	0	60,000	60,000	
		<b>Total</b>	<b>43.30</b>	<b>0</b>	<b>0</b>	<b>4,398,149</b>	<b>4,398,149</b>	
<b>DEPARTMENT CORE ADJUSTMENTS</b>								
Core Reallocation	1477 0793	PS	0.00	0	0	0	0	
<b>NET DEPARTMENT CHANGES</b>			<b>0.00</b>	<b>0</b>	<b>0</b>	<b>0</b>	<b>0</b>	
<b>DEPARTMENT CORE REQUEST</b>								
		PS	43.30	0	0	3,622,347	3,622,347	
		EE	0.00	0	0	715,802	715,802	
		PD	0.00	0	0	60,000	60,000	
		<b>Total</b>	<b>43.30</b>	<b>0</b>	<b>0</b>	<b>4,398,149</b>	<b>4,398,149</b>	
<b>GOVERNOR'S RECOMMENDED CORE</b>								
		PS	43.30	0	0	3,622,347	3,622,347	
		EE	0.00	0	0	715,802	715,802	
		PD	0.00	0	0	60,000	60,000	
		<b>Total</b>	<b>43.30</b>	<b>0</b>	<b>0</b>	<b>4,398,149</b>	<b>4,398,149</b>	

## DCI

## DECISION ITEM SUMMARY

Budget Unit								
Decision Item	FY 2021	FY 2021	FY 2022	FY 2022	FY 2023	FY 2023	*****	*****
Budget Object Summary	ACTUAL	ACTUAL	BUDGET	BUDGET	DEPT REQ	DEPT REQ	SECURED	SECURED
Fund	DOLLAR	FTE	DOLLAR	FTE	DOLLAR	FTE	COLUMN	COLUMN
<b>INSURANCE EXAMINATIONS</b>								
<b>CORE</b>								
PERSONAL SERVICES								
INSURANCE EXAMINERS FUND	2,719,310	34.33	3,622,347	43.30	3,622,347	43.30	0	0.00
TOTAL - PS	2,719,310	34.33	3,622,347	43.30	3,622,347	43.30	0	0.00
EXPENSE & EQUIPMENT								
INSURANCE EXAMINERS FUND	26,939	0.00	715,802	0.00	715,802	0.00	0	0.00
TOTAL - EE	26,939	0.00	715,802	0.00	715,802	0.00	0	0.00
PROGRAM-SPECIFIC								
INSURANCE EXAMINERS FUND	37,124	0.00	60,000	0.00	60,000	0.00	0	0.00
TOTAL - PD	37,124	0.00	60,000	0.00	60,000	0.00	0	0.00
<b>TOTAL</b>	<b>2,783,373</b>	<b>34.33</b>	<b>4,398,149</b>	<b>43.30</b>	<b>4,398,149</b>	<b>43.30</b>	<b>0</b>	<b>0.00</b>
<b>Pay Plan FY22-Cost to Continue - 0000013</b>								
PERSONAL SERVICES								
INSURANCE EXAMINERS FUND	0	0.00	0	0.00	35,865	0.00	0	0.00
TOTAL - PS	0	0.00	0	0.00	35,865	0.00	0	0.00
<b>TOTAL</b>	<b>0</b>	<b>0.00</b>	<b>0</b>	<b>0.00</b>	<b>35,865</b>	<b>0.00</b>	<b>0</b>	<b>0.00</b>
<b>GRAND TOTAL</b>	<b>\$2,783,373</b>	<b>34.33</b>	<b>\$4,398,149</b>	<b>43.30</b>	<b>\$4,434,014</b>	<b>43.30</b>	<b>\$0</b>	<b>0.00</b>

9/24/21 9:22

im\_disummary

## FLEXIBILITY REQUEST FORM

<b>BUDGET UNIT NUMBER:</b> 37501C & 37510C <b>BUDGET UNIT NAME:</b> Insurance Operations & Insurance Examination <b>HOUSE BILL SECTION:</b> 7.410 & 7.415	<b>DEPARTMENT:</b> Commerce and Insurance  <b>DIVISION:</b> Insurance
<b>1. Provide the amount by fund of personal service flexibility and the amount by fund of expense and equipment flexibility you are requesting in dollar and percentage terms and explain why the flexibility is needed. If flexibility is being requested among divisions, provide the amount by fund of flexibility you are requesting in dollar and percentage terms and explain why the flexibility is needed.</b>	
<b>DEPARTMENT REQUEST</b>	
<p>The Insurance Divisions are requesting 30% flexibility between sections 7.410 (Insurance Dedicated Fund 0566) and 7.415 (Insurance Examiners Fund 0552). This flexibility is requested to help manage examination priorities and funding needs between the insurance operations and insurance examinations cores. Changing examination accreditation requirements or staffing needs in Missouri regarding domestic insurance industry regulation necessitates that funding be flexible so that proper spending from appropriated insurance funds is maintained. This flexibility allows the Insurance Divisions to perform their regulatory responsibilities appropriately, based upon current need.</p>	
<b>2. Estimate how much flexibility will be used for the budget year. How much flexibility was used in the Prior Year Budget and the Current Year Budget? Please specify the amount.</b>	
<b>PRIOR YEAR ACTUAL AMOUNT OF FLEXIBILITY USED</b>	<b>CURRENT YEAR ESTIMATED AMOUNT OF FLEXIBILITY THAT WILL BE USED</b>
N/A	N/A
<b>BUDGET REQUEST ESTIMATED AMOUNT OF FLEXIBILITY THAT WILL BE USED</b>	
The division will use flexibility only if necessary.	
<b>3. Please explain how flexibility was used in the prior and/or current years.</b>	
<b>PRIOR YEAR EXPLAIN ACTUAL USE</b>	<b>CURRENT YEAR EXPLAIN PLANNED USE</b>
N/A	The division will use flexibility only if necessary.



## DCI

## DECISION ITEM DETAIL

Budget Unit	FY 2021	FY 2021	FY 2022	FY 2022	FY 2023	FY 2023	*****	*****
Decision Item	ACTUAL	ACTUAL	BUDGET	BUDGET	DEPT REQ	DEPT REQ	SECURED	SECURED
Budget Object Class	DOLLAR	FTE	DOLLAR	FTE	DOLLAR	FTE	COLUMN	COLUMN
<b>INSURANCE EXAMINATIONS</b>								
<b>CORE</b>								
EXAMINER	62,355	0.87	0	0.00	0	0.00	0	0.00
EXAMINER SPECIALIST	11,231	0.13	0	0.00	0	0.00	0	0.00
EXAMINER IN CHARGE	36,091	0.39	0	0.00	0	0.00	0	0.00
EXAMINATION MANAGER	2,014	0.02	0	0.00	0	0.00	0	0.00
CHIEF EXAMINER	715	0.01	0	0.00	0	0.00	0	0.00
DESIGNATED PRINCIPAL ASST DIV	3,275	0.04	0	0.00	0	0.00	0	0.00
ACTUARY	14,102	0.09	14,095	0.09	14,095	0.09	0	0.00
MISCELLANEOUS TECHNICAL	14,445	0.15	9,892	0.18	9,892	0.18	0	0.00
MISCELLANEOUS PROFESSIONAL	9,489	0.10	0	0.00	26,445	0.27	0	0.00
EXAMINER	224,328	4.16	414,926	6.55	414,926	6.55	0	0.00
ACCREDITED EXAMINER	127,230	2.14	161,932	2.67	161,932	2.67	0	0.00
CERTIFIED EXAMINER	1,098,924	14.08	1,446,781	17.01	1,416,155	16.70	0	0.00
EXAMINER SPECIALIST	221,958	2.53	205,110	2.34	205,110	2.34	0	0.00
EXAMINER-IN-CHARGE	839,028	9.03	1,283,645	13.43	1,283,645	13.43	0	0.00
EXAMINATION MANAGER	42,690	0.42	59,620	0.58	63,801	0.62	0	0.00
CHIEF EXAMINER	5,826	0.05	9,373	0.09	9,373	0.09	0	0.00
SENIOR REGULATORY AUDITOR	5,609	0.12	16,973	0.36	16,973	0.36	0	0.00
<b>TOTAL - PS</b>	<b>2,719,310</b>	<b>34.33</b>	<b>3,622,347</b>	<b>43.30</b>	<b>3,622,347</b>	<b>43.30</b>	<b>0</b>	<b>0.00</b>
TRAVEL, IN-STATE	599	0.00	200,140	0.00	200,140	0.00	0	0.00
TRAVEL, OUT-OF-STATE	0	0.00	278,778	0.00	278,778	0.00	0	0.00
SUPPLIES	3,326	0.00	58,197	0.00	58,197	0.00	0	0.00
PROFESSIONAL DEVELOPMENT	0	0.00	161	0.00	161	0.00	0	0.00
COMMUNICATION SERV & SUPP	13,228	0.00	51,839	0.00	51,839	0.00	0	0.00
PROFESSIONAL SERVICES	9,304	0.00	59,987	0.00	59,987	0.00	0	0.00
M&R SERVICES	482	0.00	5,000	0.00	5,000	0.00	0	0.00
COMPUTER EQUIPMENT	0	0.00	500	0.00	500	0.00	0	0.00
OFFICE EQUIPMENT	0	0.00	51,197	0.00	51,197	0.00	0	0.00
OTHER EQUIPMENT	0	0.00	1,001	0.00	1,001	0.00	0	0.00
PROPERTY & IMPROVEMENTS	0	0.00	1,001	0.00	1,001	0.00	0	0.00
BUILDING LEASE PAYMENTS	0	0.00	5,000	0.00	5,000	0.00	0	0.00
EQUIPMENT RENTALS & LEASES	0	0.00	1,000	0.00	1,000	0.00	0	0.00
MISCELLANEOUS EXPENSES	0	0.00	1,000	0.00	1,000	0.00	0	0.00

# DCI

# DECISION ITEM DETAIL

Budget Unit	FY 2021	FY 2021	FY 2022	FY 2022	FY 2023	FY 2023	*****	*****
Decision Item	ACTUAL	ACTUAL	BUDGET	BUDGET	DEPT REQ	DEPT REQ	SECURED	SECURED
Budget Object Class	DOLLAR	FTE	DOLLAR	FTE	DOLLAR	FTE	COLUMN	COLUMN
<b>INSURANCE EXAMINATIONS</b>								
<b>CORE</b>								
REBILLABLE EXPENSES	0	0.00	1,001	0.00	1,001	0.00	0	0.00
TOTAL - EE	26,939	0.00	715,802	0.00	715,802	0.00	0	0.00
REFUNDS	37,124	0.00	60,000	0.00	60,000	0.00	0	0.00
TOTAL - PD	37,124	0.00	60,000	0.00	60,000	0.00	0	0.00
<b>GRAND TOTAL</b>	<b>\$2,783,373</b>	<b>34.33</b>	<b>\$4,398,149</b>	<b>43.30</b>	<b>\$4,398,149</b>	<b>43.30</b>	<b>\$0</b>	<b>0.00</b>
GENERAL REVENUE	\$0	0.00	\$0	0.00	\$0	0.00		0.00
FEDERAL FUNDS	\$0	0.00	\$0	0.00	\$0	0.00		0.00
OTHER FUNDS	\$2,783,373	34.33	\$4,398,149	43.30	\$4,398,149	43.30		0.00

## PROGRAM DESCRIPTION

Department of Commerce and Insurance

HB Section(s): 7.415

Insurance Examinations

Program is found in the following core budget(s): Insurance Examinations

### 1a. What strategic priority does this program address?

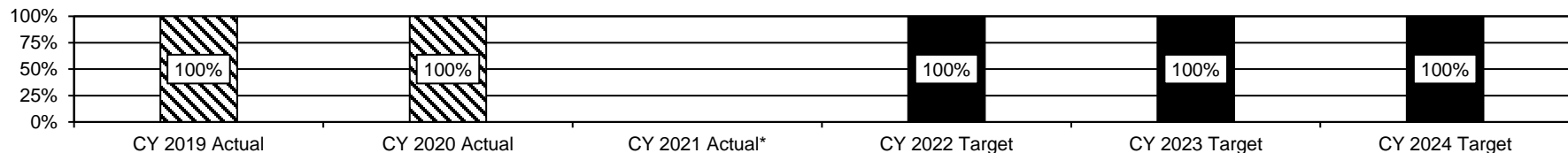
- Provide help and educate stakeholders so they are better informed problem solvers
- Strengthen our regulatory relationships while ensuring a level playing field to protect and advocate for the general public
- Innovate to make it easier to connect and work with us
- Develop our team, reward great performance, and retain top talent

### 1b. What does this program do?

- Conducts financial examinations of domestic insurance companies as required by law to identify current or prospective risks that could lead to insurer insolvency or non-conformance with Missouri law.
- Performs market conduct examinations and investigations of insurance companies operating in Missouri to ensure that policyholders have been treated in accordance with the law and their insurance contracts.


### 2a. Provide an activity measure(s) for the program.

**Percent of Financial Examinations Completed within the Statutory Requirement of 5 Years (§ 374.705 RSMo.)**



\*Calendar year data will be provided with the Governor's recommendations.

**Percent of Financial Examinations of High Priority Companies Completed within 3 Years**



Note: Companies are considered high priority due to the significance of risk factors present or identified.

\*Calendar year data will be provided with the Governor's recommendations.

## PROGRAM DESCRIPTION


Department of Commerce and Insurance

HB Section(s): 7.415

Insurance Examinations

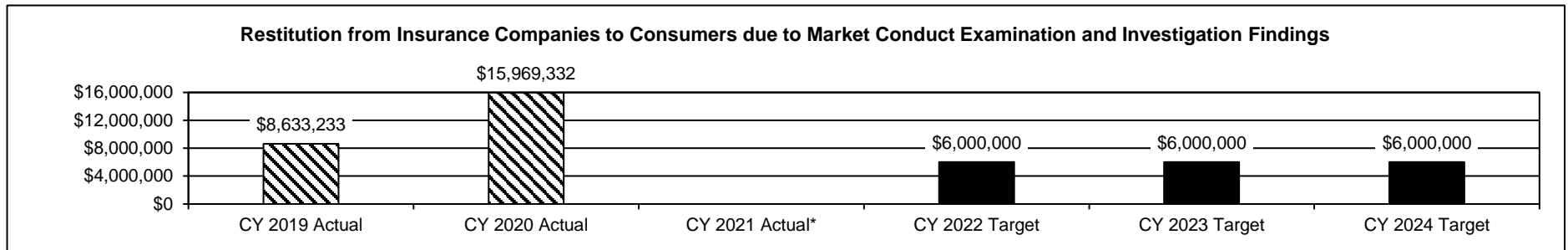
Program is found in the following core budget(s): Insurance Examinations

### 2b. Provide a measure(s) of the program's quality.



\*Calendar year data will be provided with the Governor's recommendations.

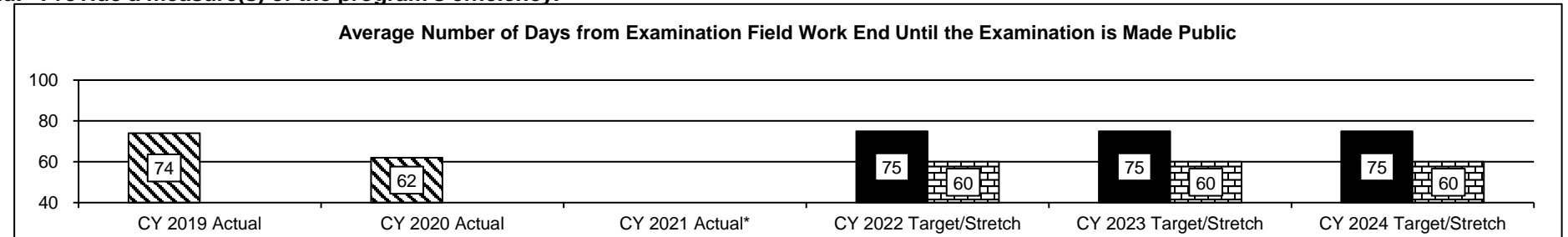
### 2c. Provide a measure(s) of the program's impact.



Note: There were several large, multi-state actions that occurred in 2019 as well as a significant industry-wide issue that was addressed. There have also been several large recoveries in 2020 arising from regulatory actions undertaken in 2019. This positively impacted our restitution amounts; however, at this time, we do not anticipate the same level of regulatory activity. That is always subject to change and dependent upon the industry's market behavior.

\*Calendar year data will be provided with the Governor's recommendations.

### 2d. Provide a measure(s) of the program's efficiency.



\*Calendar year data will be provided with the Governor's recommendations.

## PROGRAM DESCRIPTION

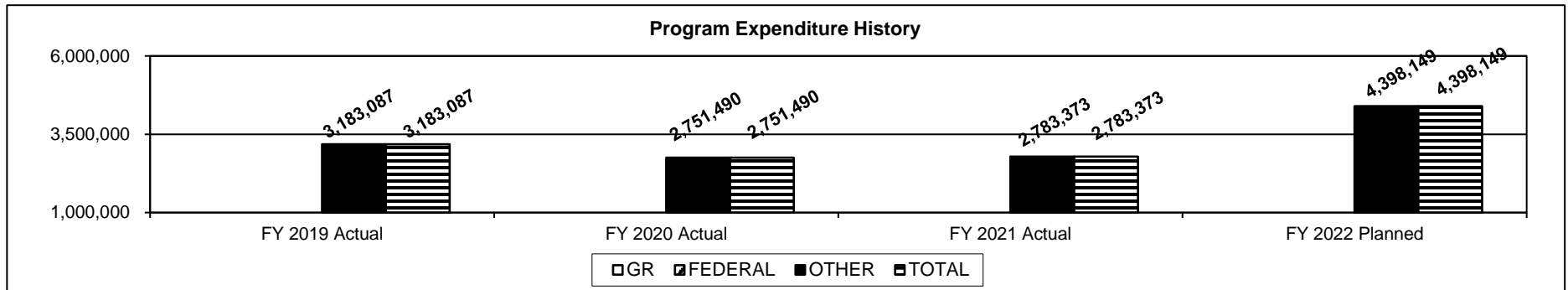
Department of Commerce and Insurance

HB Section(s): 7.415

Insurance Examinations

Program is found in the following core budget(s): Insurance Examinations

3. Provide actual expenditures for the prior three fiscal years and planned expenditures for the current fiscal year. (Note: Amounts do not include fringe benefit costs.)



4. What are the sources of the "Other " funds?

Insurance Examiners Fund (0552)

5. What is the authorization for this program, i.e., federal or state statute, etc.? (Include the federal program number, if applicable.)

State Statute: Chapters 148, 287, 374, 375, 376, 379 and 384 RSMo.

6. Are there federal matching requirements? If yes, please explain.

N/A

7. Is this a federally mandated program? If yes, please explain.

No

# CORE DECISION ITEM

Department of Commerce and Insurance	Budget Unit	37540C
Insurance		
Core - Health Insurance Counseling	HB Section	7.420

## 1. CORE FINANCIAL SUMMARY

FY 2023 Budget Request					FY 2023 Governor's Recommendation				
	GR	Federal	Other	Total		GR	Federal	Other	Total
PS	0	0	0	0	PS	0	0	0	0
EE	0	0	0	0	EE	0	0	0	0
PSD	0	1,400,000	200,000	1,600,000	PSD	0	0	0	0
TRF	0	0	0	0	TRF	0	0	0	0
Total	0	1,400,000	200,000	1,600,000	Total	0	0	0	0
FTE	0.00	0.00	0.00	0.00	FTE	0.00	0.00	0.00	0.00
Est. Fringe	0	0	0	0	Est. Fringe	0	0	0	0
Note: Fringes budgeted in House Bill 5 except for certain fringes budgeted directly to MoDOT, Highway Patrol, and Conservation.					Note: Fringes budgeted in House Bill 5 except for certain fringes budgeted directly to MoDOT, Highway Patrol, and Conservation.				

Other Funds: Insurance Dedicated Fund (0566)

Other Funds:

## 2. CORE DESCRIPTION

The CLAIM program provides counseling and educational activities to people on Medicare on health insurance coverage and Medicare benefits. CLAIM has been the official State Health Insurance Assistance Program (SHIP) for Missouri since 1993. Funding is provided by the Administration for Community Living and the state with oversight by the department. The department contracts with Missouri Connections for Health out of Columbia, Missouri to administer the CLAIM program. All of CLAIM's services are free, unbiased and confidential. CLAIM recruits local community partners and volunteers, develops and conducts volunteer training, provides program outreach through events, assists beneficiaries during Medicare's Annual Enrollment Period (AEP) in the fall of each year and maintains a toll-free number, 1-800-390-3330, and website, [www.missouricclaim.org](http://www.missouricclaim.org). Volunteers are recruited locally and community organizations such as hospitals, community centers, public housing, faith based organizations and senior centers serve as partners and provide space, supplies and local publicity for the program. CLAIM averages 250 volunteer counselors and has over 181 counseling locations throughout the state where counseling is provided.

## 3. PROGRAM LISTING (list programs included in this core funding)

Health Insurance Counseling

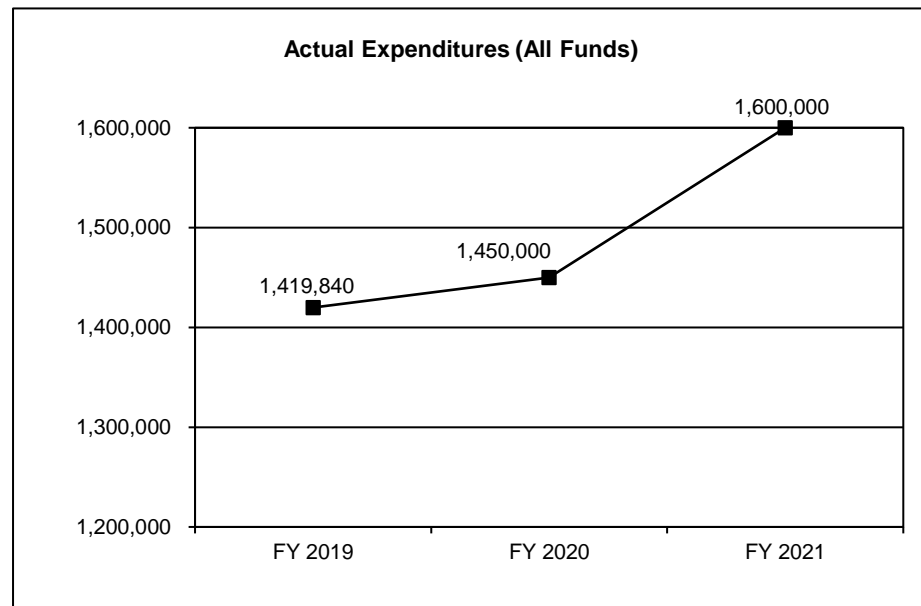
# **CORE DECISION ITEM**

**Department of Commerce and Insurance**  
**Insurance**  
**Core - Health Insurance Counseling**

**Budget Unit** 37540C  
**HB Section** 7.420

## **4. FINANCIAL HISTORY**

	<b>FY 2019 Actual</b>	<b>FY 2020 Actual</b>	<b>FY 2021 Actual</b>	<b>FY 2022 Current Yr.</b>
Appropriation (All Funds)	1,450,000	1,450,000	1,600,000	1,600,000
Less Reverted (All Funds)	0	0	0	0
Less Restricted (All Funds)	0	0	0	0
Budget Authority (All Funds)	1,450,000	1,450,000	1,600,000	1,600,000
Actual Expenditures (All Funds)	1,419,840	1,450,000	1,600,000	N/A
Unexpended (All Funds)	30,160	0	0	N/A
Unexpended, by Fund:				
General Revenue	0	0	0	N/A
Federal	30,160	0	0	N/A
Other	0	0	0	N/A
	(1)			



Reverted includes the statutory three percent reserve amount (when applicable).

Restricted includes any Governor's expenditure restrictions which remained at the end of the fiscal year (when applicable).

### **NOTES:**

(1) Grant amount was less than appropriation.

---

**CORE RECONCILIATION DETAIL**

---

**DEPT OF COMMERCE AND INSURANCE****HEALTH INSURANCE COUNSELING**

---

---

**5. CORE RECONCILIATION DETAIL**

---

	<b>Budget Class</b>	<b>FTE</b>	<b>GR</b>	<b>Federal</b>	<b>Other</b>	<b>Total</b>	<b>Explanation</b>
<b>TAFP AFTER VETOES</b>	PD	0.00	0	1,400,000	200,000	1,600,000	
	<b>Total</b>	<b>0.00</b>	<b>0</b>	<b>1,400,000</b>	<b>200,000</b>	<b>1,600,000</b>	
<b>DEPARTMENT CORE REQUEST</b>	PD	0.00	0	1,400,000	200,000	1,600,000	
	<b>Total</b>	<b>0.00</b>	<b>0</b>	<b>1,400,000</b>	<b>200,000</b>	<b>1,600,000</b>	
<b>GOVERNOR'S RECOMMENDED CORE</b>	PD	0.00	0	1,400,000	200,000	1,600,000	
	<b>Total</b>	<b>0.00</b>	<b>0</b>	<b>1,400,000</b>	<b>200,000</b>	<b>1,600,000</b>	



## DCI

## DECISION ITEM SUMMARY

Budget Unit								
Decision Item	FY 2021	FY 2021	FY 2022	FY 2022	FY 2023	FY 2023	*****	*****
Budget Object Summary	ACTUAL	ACTUAL	BUDGET	BUDGET	DEPT REQ	DEPT REQ	SECURED	SECURED
Fund	DOLLAR	FTE	DOLLAR	FTE	DOLLAR	FTE	COLUMN	COLUMN
<b>HEALTH INSURANCE COUNSELING</b>								
<b>CORE</b>								
PROGRAM-SPECIFIC								
FEDERAL - DCI	1,400,000	0.00	1,400,000	0.00	1,400,000	0.00	0	0.00
INSURANCE DEDICATED FUND	200,000	0.00	200,000	0.00	200,000	0.00	0	0.00
TOTAL - PD	1,600,000	0.00	1,600,000	0.00	1,600,000	0.00	0	0.00
<b>TOTAL</b>	<b>1,600,000</b>	<b>0.00</b>	<b>1,600,000</b>	<b>0.00</b>	<b>1,600,000</b>	<b>0.00</b>	<b>0</b>	<b>0.00</b>
<b>Increase in Federal Grant Appr - 1375001</b>								
PROGRAM-SPECIFIC								
FEDERAL - DCI	0	0.00	0	0.00	250,000	0.00	0	0.00
TOTAL - PD	0	0.00	0	0.00	250,000	0.00	0	0.00
<b>TOTAL</b>	<b>0</b>	<b>0.00</b>	<b>0</b>	<b>0.00</b>	<b>250,000</b>	<b>0.00</b>	<b>0</b>	<b>0.00</b>
<b>GRAND TOTAL</b>	<b>\$1,600,000</b>	<b>0.00</b>	<b>\$1,600,000</b>	<b>0.00</b>	<b>\$1,850,000</b>	<b>0.00</b>	<b>\$0</b>	<b>0.00</b>

9/24/21 9:22

im\_disummary

# DCI

# DECISION ITEM DETAIL

Budget Unit	FY 2021	FY 2021	FY 2022	FY 2022	FY 2023	FY 2023	*****	*****
Decision Item	ACTUAL	ACTUAL	BUDGET	BUDGET	DEPT REQ	DEPT REQ	SECURED	SECURED
Budget Object Class	DOLLAR	FTE	DOLLAR	FTE	DOLLAR	FTE	COLUMN	COLUMN
<b>HEALTH INSURANCE COUNSELING</b>								
<b>CORE</b>								
PROGRAM DISTRIBUTIONS	1,600,000	0.00	1,600,000	0.00	1,600,000	0.00	0	0.00
TOTAL - PD	1,600,000	0.00	1,600,000	0.00	1,600,000	0.00	0	0.00
GRAND TOTAL	\$1,600,000	0.00	\$1,600,000	0.00	\$1,600,000	0.00	\$0	0.00
GENERAL REVENUE	\$0	0.00	\$0	0.00	\$0	0.00		0.00
FEDERAL FUNDS	\$1,400,000	0.00	\$1,400,000	0.00	\$1,400,000	0.00		0.00
OTHER FUNDS	\$200,000	0.00	\$200,000	0.00	\$200,000	0.00		0.00

## PROGRAM DESCRIPTION

Department of Commerce and Insurance

HB Section(s): 7.420

Health Insurance Counseling

Program is found in the following core budget(s): Health Insurance Counseling

### 1a. What strategic priority does this program address?

- Provide help and educate stakeholders so they are better informed problem solvers
- Strengthen our regulatory relationships while ensuring a level playing field to protect and advocate for the general public
- Innovate to make it easier to connect and work with us
- Develop our team, reward great performance, and retain top talent

### 1b. What does this program do?

- Provides free, unbiased, and confidential counseling as well as educational activities to people on Medicare about health insurance coverage and Medicare benefits.

### 2a. Provide an activity measure(s) for the program.

	FY 2019 Actual	FY 2020 Actual*	FY 2021 Actual*	FY 2022 Target	FY 2023 Target	FY 2024 Target
Public Outreach Contacts	47,320	46,999	18,050	25,000	40,000	50,000
Individual Contacts	36,345	31,983	29,474	40,000	42,000	47,000
Educational Outreach Events Held	1,051	837	363	800	1,000	1,200

\* The decrease in FY 2020 and FY 2021 actual is the result of many outreach events being cancelled due to COVID-19 Pandemic.

### 2b. Provide a measure(s) of the program's quality.

	FY 2019 Actual	FY 2020 Actual	FY 2021 Actual	FY 2022 Target	FY 2023 Target	FY 2024 Target
Customer Survey - Excellent or Above Average Satisfaction Rating	90%	93%	95%	98%	98%	98%

## PROGRAM DESCRIPTION

Department of Commerce and Insurance


HB Section(s): 7.420

Health Insurance Counseling

Program is found in the following core budget(s): Health Insurance Counseling

2c. Provide a measure(s) of the program's impact.

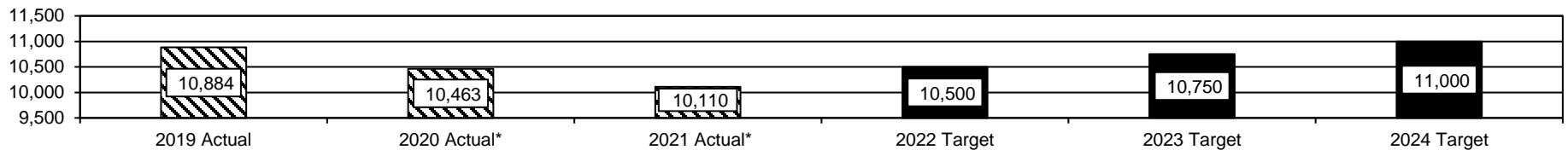
### Beneficiary Counseling Sessions



Note: Data is January to August of each year.

\* The decrease in 2020 and 2021 actual is due to the COVID-19 Pandemic.

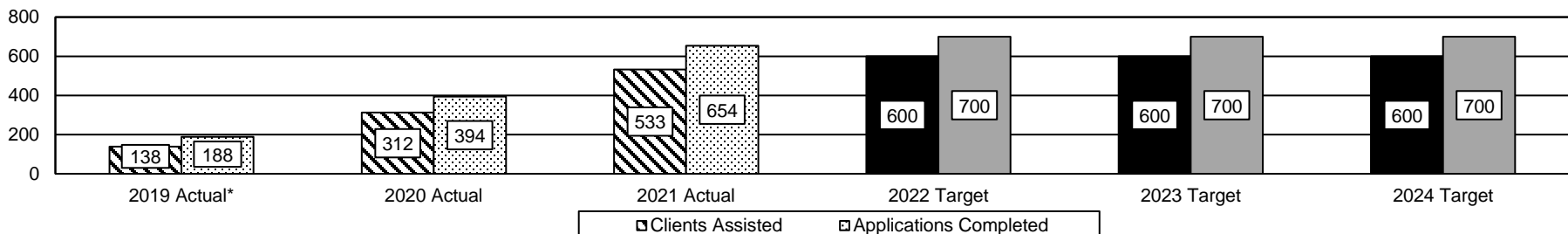
### Number of Individuals Enrolled



Note: Data is January to August of each year.

\* The decrease in 2020 and 2021 actual is due to the COVID-19 Pandemic.

### Benefits Enrollment Center Measures



Note: Data is October through September of each year.

\*Benefit Enrollment Center program began in 2019 as a pilot project.

## PROGRAM DESCRIPTION

Department of Commerce and Insurance

HB Section(s): 7.420

Health Insurance Counseling

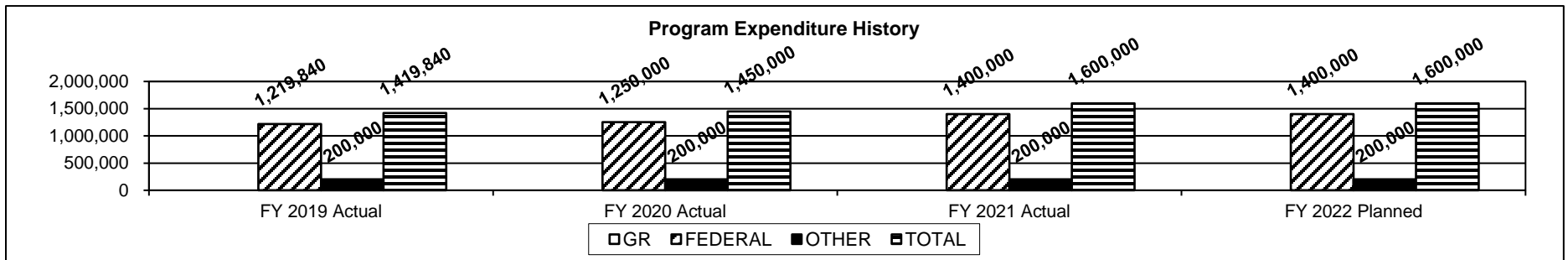
Program is found in the following core budget(s): Health Insurance Counseling

2d. Provide a measure(s) of the program's efficiency.

	FY 2019 Actual	FY 2020 Actual*	FY 2021 Actual*	FY 2022 Target	FY 2023 Target	FY 2024 Target
Number of Active Trained Volunteers	279	250	218	250	275	300

\* The decrease in FY 2020 and FY 2021 actual is the result COVID-19 Pandemic difficulties and cancelled events.

3. Provide actual expenditures for the prior three fiscal years and planned expenditures for the current fiscal year. (Note: Amounts do not include fringe benefit costs.)



4. What are the sources of the "Other " funds?

Insurance Dedicated Fund (0566)

5. What is the authorization for this program, i.e., federal or state statute, etc.? (Include the federal program number, if applicable.)

Federal CFDA - 93.324 and State Health Insurance Program 93.071 Medicare Improvements for Patients and Providers Act.

6. Are there federal matching requirements? If yes, please explain.

N/A

7. Is this a federally mandated program? If yes, please explain.

No

**NEW DECISION ITEM**

RANK: 5 OF 6

Department of Commerce and Insurance	Budget Unit	<u>37540C</u>
Health Insurance Counseling		
Increase in Federal Grant Appropriation	DI#	<u>1375001</u>
	HB Section	<u>7.420</u>

**1. AMOUNT OF REQUEST**

FY 2023 Budget Request					FY 2023 Governor's Recommendation				
	GR	Federal	Other	Total		GR	Federal	Other	Total
PS	0	0	0	0	PS	0	0	0	0
EE	0	0	0	0	EE	0	0	0	0
PSD	0	250,000	0	250,000	PSD	0	0	0	0
TRF	0	0	0	0	TRF	0	0	0	0
Total	0	250,000	0	250,000	Total	0	0	0	0
FTE	0.00	0.00	0.00	0.00	FTE	0.00	0.00	0.00	0.00
<b>Est. Fringe</b>	<u>0</u>	<u>0</u>	<u>0</u>	<u>0</u>	<b>Est. Fringe</b>	<u>0</u>	<u>0</u>	<u>0</u>	<u>0</u>
<i>Note: Fringes budgeted in House Bill 5 except for certain fringes budgeted directly to MoDOT, Highway Patrol, and Conservation.</i>					<i>Note: Fringes budgeted in House Bill 5 except for certain fringes budgeted directly to MoDOT, Highway Patrol, and Conservation.</i>				

Other Funds:  
Non-Counts:

Other Funds:  
Non-Counts:

**2. THIS REQUEST CAN BE CATEGORIZED AS:**

<input type="checkbox"/> New Legislation	<input type="checkbox"/> New Program	<input type="checkbox"/> Fund Switch
<input checked="" type="checkbox"/> Federal Mandate	<input type="checkbox"/> Program Expansion	<input type="checkbox"/> Cost to Continue
<input type="checkbox"/> GR Pick-Up	<input type="checkbox"/> Space Request	<input type="checkbox"/> Equipment Replacement
<input type="checkbox"/> Pay Plan	<input checked="" type="checkbox"/> Other: <u>Increase in Federal Grant Amounts</u>	

**3. WHY IS THIS FUNDING NEEDED? PROVIDE AN EXPLANATION FOR ITEMS CHECKED IN #2. INCLUDE THE FEDERAL OR STATE STATUTORY OR CONSTITUTIONAL AUTHORIZATION FOR THIS PROGRAM.**

The federal grants the department receives to operate the CLAIM program have increased above the department's appropriation. The department is requesting an additional \$250,000 in federal PSD appropriation in the Health Insurance Counseling Core for FY2023. The grants received could continue to increase over time and additional requests may be needed in the future.

NEW DECISION ITEM  
RANK: 5 OF 6

Department of Commerce and Insurance	Budget Unit	37540C
Health Insurance Counseling		
Increase in Federal Grant Appropriation	DI# 1375001	HB Section 7.420

**4. DESCRIBE THE DETAILED ASSUMPTIONS USED TO DERIVE THE SPECIFIC REQUESTED AMOUNT. (How did you determine that the requested number of FTE were appropriate? From what source or standard did you derive the requested levels of funding? Were alternatives such as outsourcing or automation considered? If based on new legislation, does request tie to TAFP fiscal note? If not, explain why. Detail which portions of the request are one-times and how those amounts were calculated.)**

Currently the department's CLAIM program assists Missourians through the State Health Insurance Program (SHIP), the Medicare Improvements for Patients and Providers Act (MIPPA) and the Benefits Enrollment Centers (BEC) grant funding. This additional grant appropriation will allow CLAIM to receive and utilize these grants to provide assistance to Medicare beneficiaries—both seniors aged 65+ years and adults living with disabilities. The department has had indications these grant may increase slightly, so the \$250,000 increase in appropriation would cover our current shortfall and any small increase in the grants.

**Projected FY23 Expenses:**

Projected SHIP	\$ 1,096,246.20
Projected MIPPA	\$ 429,753.98
Projected BEC	\$ 105,000.00
	<b>\$ 1,631,000.18</b>
FY23 Approp	\$ (1,400,000.00)
Projected Approp Shortage	<b>\$ 231,000.18</b>

**Summary of CLAIM grant programs:**

**SHIP Grant**

CLAIM uses SHIP grant funds to educate and assist Medicare-eligible individuals, their families, and caregivers so they can make informed health insurance decisions that optimize access to care and benefits. CLAIM utilizes volunteer and sponsor sites to provide personalized counseling, education, and outreach throughout Missouri.

**MIPPA Grant**

CLAIM uses MIPPA grant funds to help older adults, individuals with disabilities, and their caregivers apply for special assistance through Medicare, such as the Low-Income Subsidy program (LIS), Medicare Savings Program (MSP), and the Medicare Part D Prescription Drug Program. This program includes special efforts to target rural areas in Missouri.

**BEC Grant**

CLAIM uses the BEC grant to focus on seniors aged 65+ years and adults living with disabilities in nine rural, central Missouri counties (Callaway, Camden, Cole, Laclede, Miller, Morgan, Moniteau, Osage and Pulaski). The effort is to find and enroll Missourians in these areas with limited income and resources to ensure they have access to available benefits, such as Medicare Part D Extra Help (or Low-Income Subsidy, LIS).

NEW DECISION ITEM  
RANK: 5 OF 6

Department of Commerce and Insurance	Budget Unit	37540C
Health Insurance Counseling		
Increase in Federal Grant Appropriation	DI# 1375001	HB Section 7.420

**5. BREAK DOWN THE REQUEST BY BUDGET OBJECT CLASS, JOB CLASS, AND FUND SOURCE. IDENTIFY ONE-TIME COSTS.**

Budget Object Class/Job Class	Dept. Red GR DOLLARS	Dept. Red GR FTE	Dept Req FED DOLLARS	Dept Req FED FTE	Dept Req OTHER DOLLARS	Dept Req OTHER FTE	Dept Req TOTAL DOLLARS	Dept Req TOTAL FTE	Dept Req One-Time DOLLARS
Total PS	0	0.0	0	0.0	0	0.0	0	0.0	0
Total EE	0		0		0		0		0
Program Distributions			250,000				250,000		
Total PSD	0		250,000		0		250,000		0
Transfers									
Total TRF	0		0		0		0		0
Grand Total	0	0.0	250,000	0.0	0	0.0	250,000	0.0	0
Budget Object Class/Job Class	Gov Rec GR DOLLARS	Gov Rec GR FTE	Gov Rec FED DOLLARS	Gov Rec FED FTE	Gov Rec OTHER DOLLARS	Gov Rec OTHER FTE	Gov Rec TOTAL DOLLARS	Gov Rec TOTAL FTE	Gov Rec One-Time DOLLARS
Total PS	0	0.0	0	0.0	0	0.0	0	0.0	0
Total EE	0		0		0		0		0
Program Distributions							0		
Total PSD	0		0		0		0		0
Transfers									
Total TRF	0		0		0		0		0
Grand Total	0	0.0	0	0.0	0	0.0	0	0.0	0



NEW DECISION ITEM  
RANK: 5 OF 6

Department of Commerce and Insurance	Budget Unit	37540C
Health Insurance Counseling		
Increase in Federal Grant Appropriation	DI# 1375001	HB Section 7.420

**6. PERFORMANCE MEASURES (If new decision item has an associated core, separately identify projected performance with & without additional funding.)**

**6a. Provide an activity measure(s) for the program.**

For performance measures, see Health Insurance Counseling program description.

**6b. Provide a measure(s) of the program's quality.**

For performance measures, see Health Insurance Counseling program description.

**6c. Provide a measure(s) of the program's impact.**

For performance measures, see Health Insurance Counseling program description.

**6d. Provide a measure(s) of the program's efficiency.**

For performance measures, see Health Insurance Counseling program description.

**7. STRATEGIES TO ACHIEVE THE PERFORMANCE MEASUREMENT TARGETS:**

The department and CLAIM meet regularly to go over performance measures and work to ensure grant requirements are achieved.

# DCI

# DECISION ITEM DETAIL

Budget Unit	FY 2021	FY 2021	FY 2022	FY 2022	FY 2023	FY 2023	*****	*****
Decision Item	ACTUAL	ACTUAL	BUDGET	BUDGET	DEPT REQ	DEPT REQ	SECURED	SECURED
Budget Object Class	DOLLAR	FTE	DOLLAR	FTE	DOLLAR	FTE	COLUMN	COLUMN
<b>HEALTH INSURANCE COUNSELING</b>								
<b>Increase in Federal Grant Appr - 1375001</b>								
PROGRAM DISTRIBUTIONS	0	0.00	0	0.00	250,000	0.00	0	0.00
<b>TOTAL - PD</b>	<b>0</b>	<b>0.00</b>	<b>0</b>	<b>0.00</b>	<b>250,000</b>	<b>0.00</b>	<b>0</b>	<b>0.00</b>
<b>GRAND TOTAL</b>	<b>\$0</b>	<b>0.00</b>	<b>\$0</b>	<b>0.00</b>	<b>\$250,000</b>	<b>0.00</b>	<b>\$0</b>	<b>0.00</b>
<b>GENERAL REVENUE</b>								
	<b>\$0</b>	<b>0.00</b>	<b>\$0</b>	<b>0.00</b>	<b>\$0</b>	<b>0.00</b>		<b>0.00</b>
<b>FEDERAL FUNDS</b>								
	<b>\$0</b>	<b>0.00</b>	<b>\$0</b>	<b>0.00</b>	<b>\$250,000</b>	<b>0.00</b>		<b>0.00</b>
<b>OTHER FUNDS</b>								
	<b>\$0</b>	<b>0.00</b>	<b>\$0</b>	<b>0.00</b>	<b>\$0</b>	<b>0.00</b>		<b>0.00</b>

## CORE DECISION ITEM

<b>Department of Commerce and Insurance</b>	<b>Budget Unit</b>	<b>42490C</b>
<b>Division of Credit Unions</b>		
<b>Core - Credit Unions</b>	<b>HB Section</b>	<b>7.425</b>

### 1. CORE FINANCIAL SUMMARY

FY 2023 Budget Request					FY 2023 Governor's Recommendation				
	GR	Federal	Other	Total		GR	Federal	Other	Total
PS	0	0	1,237,363	1,237,363	PS	0	0	0	0
EE	0	0	152,065	152,065	EE	0	0	0	0
PSD	0	0	0	0	PSD	0	0	0	0
TRF	0	0	0	0	TRF	0	0	0	0
<b>Total</b>	<b>0</b>	<b>0</b>	<b>1,389,428</b>	<b>1,389,428</b>	<b>Total</b>	<b>0</b>	<b>0</b>	<b>0</b>	<b>0</b>
<b>FTE</b>	<b>0.00</b>	<b>0.00</b>	<b>15.50</b>	<b>15.50</b>	<b>FTE</b>	<b>0.00</b>	<b>0.00</b>	<b>0.00</b>	<b>0.00</b>
<b>Est. Fringe</b>	<b>0</b>	<b>0</b>	<b>644,118</b>	<b>644,118</b>	<b>Est. Fringe</b>	<b>0</b>	<b>0</b>	<b>0</b>	<b>0</b>
<i>Note: Fringes budgeted in House Bill 5 except for certain fringes budgeted directly to MoDOT, Highway Patrol, and Conservation.</i>					<i>Note: Fringes budgeted in House Bill 5 except for certain fringes budgeted directly to MoDOT, Highway Patrol, and Conservation.</i>				
Other Funds:	Division of Credit Unions Fund (0548)				Other Funds:				

### 2. CORE DESCRIPTION

This core supports the Division of Credit Unions, the state regulatory agency responsible for the examination, supervision, chartering, merger and liquidation of all state-chartered credit unions in Missouri. The division also responds to consumer questions or complaints about credit union services.

The division is statutorily required to conduct examinations of state-chartered credit unions at least once every 18 months. Examinations ensure the safety and soundness of credit unions and their compliance with applicable laws and regulations. The division performs off-site monitoring of credit unions on an ongoing basis to assist in identifying any increasing risk. Credit unions incurring problems, whether financial, operational or in compliance areas, receive increased attention which may come in the form of enforcement actions.

The division currently regulates 93 credit unions with 1.59 million members and assets exceeding \$19.7 billion. Missouri is ranked eighth in the nation in the number of state-chartered credit unions. Member deposits are insured by the National Credit Union Share Insurance Fund, administered by the National Credit Union Administration.

The division is accredited through the National Association of State Credit Union Supervisors (NASCUS). The entire cost of division operations is reimbursed to the state through fees and assessments paid by credit unions.

### 3. PROGRAM LISTING (list programs included in this core funding)

Division of Credit Unions

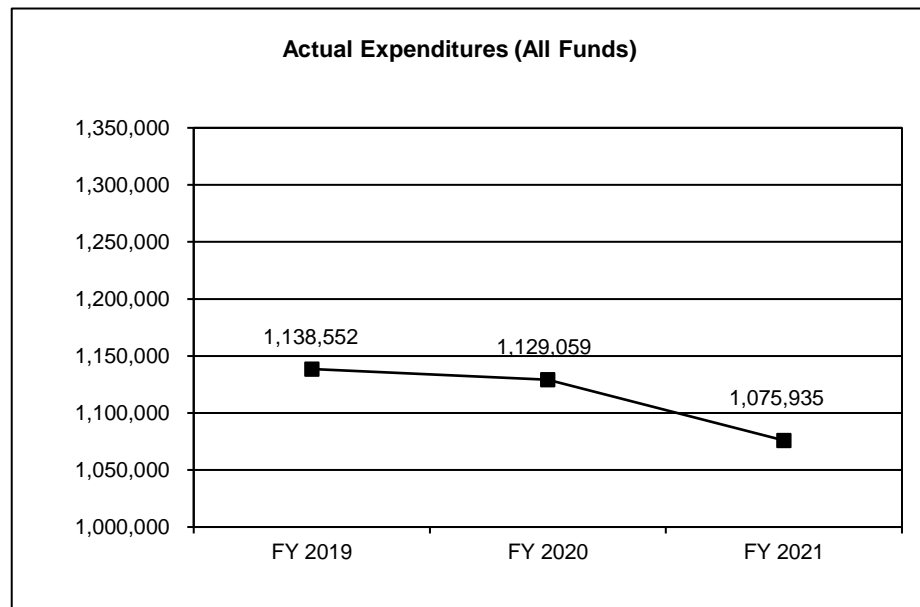
# **CORE DECISION ITEM**

**Department of Commerce and Insurance**  
**Division of Credit Unions**  
**Core - Credit Unions**

**Budget Unit** 42490C  
**HB Section** 7.425

## **4. FINANCIAL HISTORY**

	<b>FY 2019 Actual</b>	<b>FY 2020 Actual</b>	<b>FY 2021 Actual</b>	<b>FY 2022 Current Yr.</b>
Appropriation (All Funds)	1,326,834	1,351,028	1,373,023	1,389,428
Less Reverted (All Funds)	0	0	0	0
Less Restricted (All Funds)	0	0	0	0
Budget Authority (All Funds)	1,326,834	1,351,028	1,373,023	1,389,428
Actual Expenditures (All Funds)	1,138,552	1,129,059	1,075,935	N/A
Unexpended (All Funds)	188,282	221,969	297,088	N/A
Unexpended, by Fund:				
General Revenue	0	0	0	N/A
Federal	0	0	0	N/A
Other	188,282	221,969	297,088	N/A
	(1)	(2)	(3)	



Reverted includes the statutory three percent reserve amount (when applicable).

Restricted includes any Governor's expenditure restrictions which remained at the end of the fiscal year (when applicable).

## **NOTES:**

- (1) Unexpended amount is due to staff turnover and less than anticipated expense and equipment spending.
- (2) Unexpended amount is due to staff turnover and less than anticipated expense and equipment spending.
- (3) Unexpended amount is due to staff turnover and less than anticipated expense and equipment spending.

**CORE RECONCILIATION DETAIL**

**DEPT OF COMMERCE AND INSURANCE**

**CREDIT UNIONS**

**5. CORE RECONCILIATION DETAIL**

	<b>Budget Class</b>	<b>FTE</b>	<b>GR</b>	<b>Federal</b>	<b>Other</b>	<b>Total</b>	<b>Explanation</b>
<b>TAFP AFTER VETOES</b>							
	PS	15.50	0	0	1,237,363	1,237,363	
	EE	0.00	0	0	152,065	152,065	
	<b>Total</b>	<b>15.50</b>	<b>0</b>	<b>0</b>	<b>1,389,428</b>	<b>1,389,428</b>	
<b>DEPARTMENT CORE REQUEST</b>							
	PS	15.50	0	0	1,237,363	1,237,363	
	EE	0.00	0	0	152,065	152,065	
	<b>Total</b>	<b>15.50</b>	<b>0</b>	<b>0</b>	<b>1,389,428</b>	<b>1,389,428</b>	
<b>GOVERNOR'S RECOMMENDED CORE</b>							
	PS	15.50	0	0	1,237,363	1,237,363	
	EE	0.00	0	0	152,065	152,065	
	<b>Total</b>	<b>15.50</b>	<b>0</b>	<b>0</b>	<b>1,389,428</b>	<b>1,389,428</b>	

## DCI

## DECISION ITEM SUMMARY

Budget Unit								
Decision Item	FY 2021	FY 2021	FY 2022	FY 2022	FY 2023	FY 2023	*****	*****
Budget Object Summary	ACTUAL	ACTUAL	BUDGET	BUDGET	DEPT REQ	DEPT REQ	SECURED	SECURED
Fund	DOLLAR	FTE	DOLLAR	FTE	DOLLAR	FTE	COLUMN	COLUMN
<b>CREDIT UNIONS</b>								
<b>CORE</b>								
PERSONAL SERVICES								
DIVISION OF CREDIT UNIONS	1,009,762	13.03	1,237,363	15.50	1,237,363	15.50	0	0.00
TOTAL - PS	1,009,762	13.03	1,237,363	15.50	1,237,363	15.50	0	0.00
EXPENSE & EQUIPMENT								
DIVISION OF CREDIT UNIONS	66,173	0.00	152,065	0.00	152,065	0.00	0	0.00
TOTAL - EE	66,173	0.00	152,065	0.00	152,065	0.00	0	0.00
<b>TOTAL</b>	<b>1,075,935</b>	<b>13.03</b>	<b>1,389,428</b>	<b>15.50</b>	<b>1,389,428</b>	<b>15.50</b>	<b>0</b>	<b>0.00</b>
<b>Pay Plan FY22-Cost to Continue - 0000013</b>								
PERSONAL SERVICES								
DIVISION OF CREDIT UNIONS	0	0.00	0	0.00	12,250	0.00	0	0.00
TOTAL - PS	0	0.00	0	0.00	12,250	0.00	0	0.00
<b>TOTAL</b>	<b>0</b>	<b>0.00</b>	<b>0</b>	<b>0.00</b>	<b>12,250</b>	<b>0.00</b>	<b>0</b>	<b>0.00</b>
<b>GRAND TOTAL</b>	<b>\$1,075,935</b>	<b>13.03</b>	<b>\$1,389,428</b>	<b>15.50</b>	<b>\$1,401,678</b>	<b>15.50</b>	<b>\$0</b>	<b>0.00</b>

9/24/21 9:22

im\_disummary

## DCI

## DECISION ITEM DETAIL

Budget Unit	FY 2021	FY 2021	FY 2022	FY 2022	FY 2023	FY 2023	*****	*****
Decision Item	ACTUAL	ACTUAL	BUDGET	BUDGET	DEPT REQ	DEPT REQ	SECURED	SECURED
Budget Object Class	DOLLAR	FTE	DOLLAR	FTE	DOLLAR	FTE	COLUMN	COLUMN
<b>CREDIT UNIONS</b>								
<b>CORE</b>								
DESIGNATED PRINCIPAL ASST DIV	0	0.00	515	0.00	515	0.00	0	0.00
COMMISSION MEMBER	0	0.00	19,565	0.00	19,565	0.00	0	0.00
ADMINISTRATIVE SECRETARY	41,732	1.00	0	0.00	0	0.00	0	0.00
ADMIN OFFICE SUPPORT ASSISTANT	16,820	0.50	16,571	0.50	16,571	0.50	0	0.00
ADMINISTRATIVE SECRETARY	0	0.00	40,714	1.00	40,714	1.00	0	0.00
ASST C U EXAMINER - PROB I-II	0	0.00	100,503	2.00	100,503	2.00	0	0.00
SR ASST C U EXAMINER I - II	184,316	3.00	66,941	1.00	66,941	1.00	0	0.00
CREDIT UNION EXAMINER I - II	0	0.00	79,581	1.00	79,581	1.00	0	0.00
SENIOR C U EXAMINER I-II-III	431,903	5.00	534,414	6.00	534,414	6.00	0	0.00
CHIEF FINANCIAL EXAMINER	104,712	1.00	104,168	1.00	104,168	1.00	0	0.00
DIVISION DIRECTOR	112,560	1.00	112,863	1.00	112,863	1.00	0	0.00
DEPUTY DIVISION DIRECTOR	0	0.00	101,208	1.00	101,208	1.00	0	0.00
FISCAL AND ADMINISTRATIVE MNGR	62,334	1.00	60,320	1.00	60,320	1.00	0	0.00
MISCELLANEOUS PROFESSIONAL	55,385	0.53	0	0.00	0	0.00	0	0.00
<b>TOTAL - PS</b>	<b>1,009,762</b>	<b>13.03</b>	<b>1,237,363</b>	<b>15.50</b>	<b>1,237,363</b>	<b>15.50</b>	<b>0</b>	<b>0.00</b>
TRAVEL, IN-STATE	6,870	0.00	102,993	0.00	102,993	0.00	0	0.00
TRAVEL, OUT-OF-STATE	192	0.00	10,047	0.00	10,047	0.00	0	0.00
SUPPLIES	8,543	0.00	7,035	0.00	7,035	0.00	0	0.00
PROFESSIONAL DEVELOPMENT	27,278	0.00	6,795	0.00	6,795	0.00	0	0.00
COMMUNICATION SERV & SUPP	0	0.00	10	0.00	10	0.00	0	0.00
PROFESSIONAL SERVICES	3,008	0.00	5,277	0.00	5,277	0.00	0	0.00
M&R SERVICES	172	0.00	48	0.00	48	0.00	0	0.00
OFFICE EQUIPMENT	0	0.00	82	0.00	82	0.00	0	0.00
OTHER EQUIPMENT	0	0.00	9	0.00	9	0.00	0	0.00
BUILDING LEASE PAYMENTS	0	0.00	70	0.00	70	0.00	0	0.00
EQUIPMENT RENTALS & LEASES	0	0.00	9	0.00	9	0.00	0	0.00
MISCELLANEOUS EXPENSES	0	0.00	75	0.00	75	0.00	0	0.00

# DCI

# DECISION ITEM DETAIL

Budget Unit	FY 2021	FY 2021	FY 2022	FY 2022	FY 2023	FY 2023	*****	*****
Decision Item	ACTUAL	ACTUAL	BUDGET	BUDGET	DEPT REQ	DEPT REQ	SECURED	SECURED
Budget Object Class	DOLLAR	FTE	DOLLAR	FTE	DOLLAR	FTE	COLUMN	COLUMN
<b>CREDIT UNIONS</b>								
<b>CORE</b>								
REBILLABLE EXPENSES	20,110	0.00	19,615	0.00	19,615	0.00	0	0.00
TOTAL - EE	66,173	0.00	152,065	0.00	152,065	0.00	0	0.00
GRAND TOTAL	\$1,075,935	13.03	\$1,389,428	15.50	\$1,389,428	15.50	\$0	0.00
GENERAL REVENUE	\$0	0.00	\$0	0.00	\$0	0.00		0.00
FEDERAL FUNDS	\$0	0.00	\$0	0.00	\$0	0.00		0.00
OTHER FUNDS	\$1,075,935	13.03	\$1,389,428	15.50	\$1,389,428	15.50		0.00



## PROGRAM DESCRIPTION

Department of Commerce and Insurance

HB Section(s): 7.425

Division of Credit Unions

Program is found in the following core budget(s): Credit Unions


### 1a. What strategic priority does this program address?

- Provide help and educate stakeholders so they are better informed problem solvers
- Strengthen our regulatory relationships while ensuring a level playing field to protect and advocate for the general public
- Develop our team, reward great performance, and retain top talent
- Innovate to make it easier to connect and work with us


### 1b. What does this program do?

- Examines and oversees Missouri's 93 state-chartered credit unions.
- Responds to consumer complaints concerning credit union services or operations.
- The division is accredited through the National Association of State Credit Union Supervisors (NASCUS).

### 2a. Provide an activity measure(s) for the program.



### 2b. Provide a measure(s) of the program's quality.



Note: A credit union's performance is measured by its CAMELS rating as determined by the Division of Credit Unions. The CAMELS system (with ratings of 1 to 5), also used by the federal insurer, is based upon evaluation of critical elements of a credit union's operations. Credit unions rated as a 4 or 5 are considered "problem" credit unions.

The federal benchmark experienced by the NCUA is 95%. This means that NCUA data shows 95% of all credit unions are performing well.

## PROGRAM DESCRIPTION


Department of Commerce and Insurance

HB Section(s): 7.425

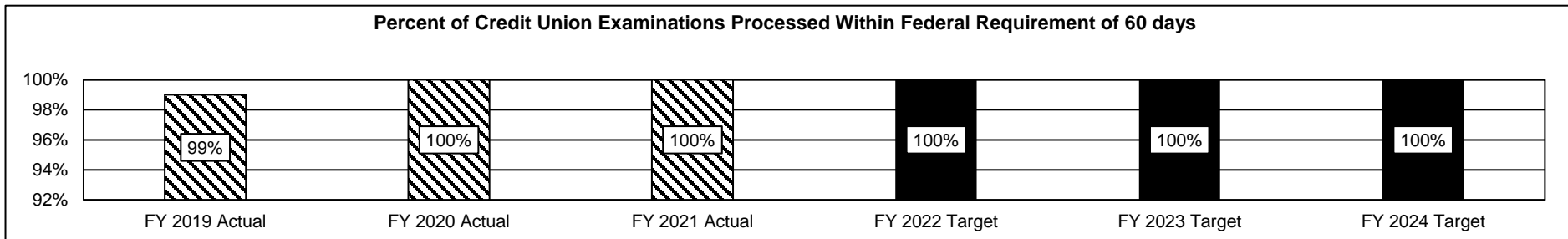
Division of Credit Unions

Program is found in the following core budget(s): Credit Unions

### 2c. Provide a measure(s) of the program's impact.



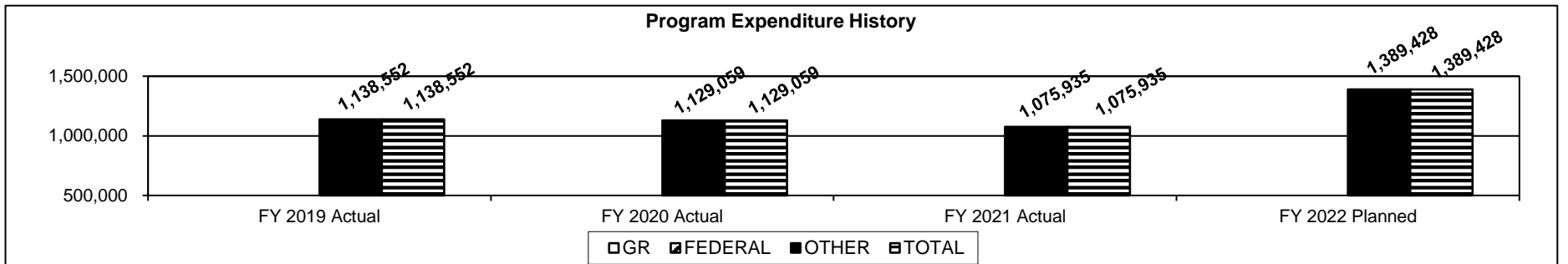
### 2d. Provide a measure(s) of the program's efficiency.



Note: "Processed" is defined as days between the last day on-site at a credit union and the date the examination is provided to the credit union.

The federal policy benchmark established by the NCUA is 60 days.

### 3. Provide actual expenditures for the prior three fiscal years and planned expenditures for the current fiscal year. (Note: Amounts do not include fringe benefit costs.)



PROGRAM DESCRIPTION	
Department of Commerce and Insurance	HB Section(s): 7.425
Division of Credit Unions	
Program is found in the following core budget(s): Credit Unions	
<p>4. What are the sources of the "Other " funds? Division of Credit Unions Fund (0548)</p> <p>5. What is the authorization for this program, i.e., federal or state statute, etc.? (Include the federal program number, if applicable.) State Statute: Chapter 370, RSMo.</p> <p>6. Are there federal matching requirements? If yes, please explain. N/A</p> <p>7. Is this a federally mandated program? If yes, please explain. No</p>	

## CORE DECISION ITEM

Department of Commerce and Insurance	Budget Unit	42510C
Division of Finance		
Core - Finance	HB Section	7.430

### 1. CORE FINANCIAL SUMMARY

FY 2023 Budget Request					FY 2023 Governor's Recommendation				
	GR	Federal	Other	Total		GR	Federal	Other	Total
PS	0	0	8,532,029	8,532,029	PS	0	0	0	0
EE	0	0	969,236	969,236	EE	0	0	0	0
PSD	0	0	8,500	8,500	PSD	0	0	0	0
TRF	0	0	0	0	TRF	0	0	0	0
<b>Total</b>	<b>0</b>	<b>0</b>	<b>9,509,765</b>	<b>9,509,765</b>	<b>Total</b>	<b>0</b>	<b>0</b>	<b>0</b>	<b>0</b>
FTE	0.00	0.00	107.15	107.15	FTE	0.00	0.00	0.00	0.00
<b>Est. Fringe</b>	<b>0</b>	<b>0</b>	<b>4,445,435</b>	<b>4,445,435</b>	<b>Est. Fringe</b>	<b>0</b>	<b>0</b>	<b>0</b>	<b>0</b>
<i>Note: Fringes budgeted in House Bill 5 except for certain fringes budgeted directly to MoDOT, Highway Patrol, and Conservation.</i>					<i>Note: Fringes budgeted in House Bill 5 except for certain fringes budgeted directly to MoDOT, Highway Patrol, and Conservation.</i>				

Other Funds: Division of Finance Fund (0550)

Other Funds:

### 2. CORE DESCRIPTION

The health and vitality of Missouri's financial industries is critical to the state's economic well-being. This core supports the activities of the Division of Finance, including chartering, licensing, and oversight of 220 state-chartered banks, four non-deposit trust companies, three savings and loan associations, 13,470 non-bank mortgage licensees, and 2,226 consumer credit companies. The Division's oversight includes examinations of the aforementioned entities to ensure the safety and soundness of financial institutions and compliance with state and federal banking and consumer lending laws, thereby assuring the confidence of Missourians in the financial service industries.

This core also funds dues for the Conference of State Bank Supervisors (CSBS). CSBS provides a national forum for all 50 states and their commissioners to advocate for the dual banking system and preservation of the state bank charter. Through CSBS, the Division is also able to utilize a wide array of professional development and training courses for regulators and participate in a comprehensive Accreditation Program in order to maintain quality standards and best practices.

All of the operating costs of the Division are funded through annual assessments and license fees paid by financial institutions and lenders.

### 3. PROGRAM LISTING (list programs included in this core funding)

Bank, Trust, Savings and Loan, Residential Mortgage, and Consumer Credit Oversight

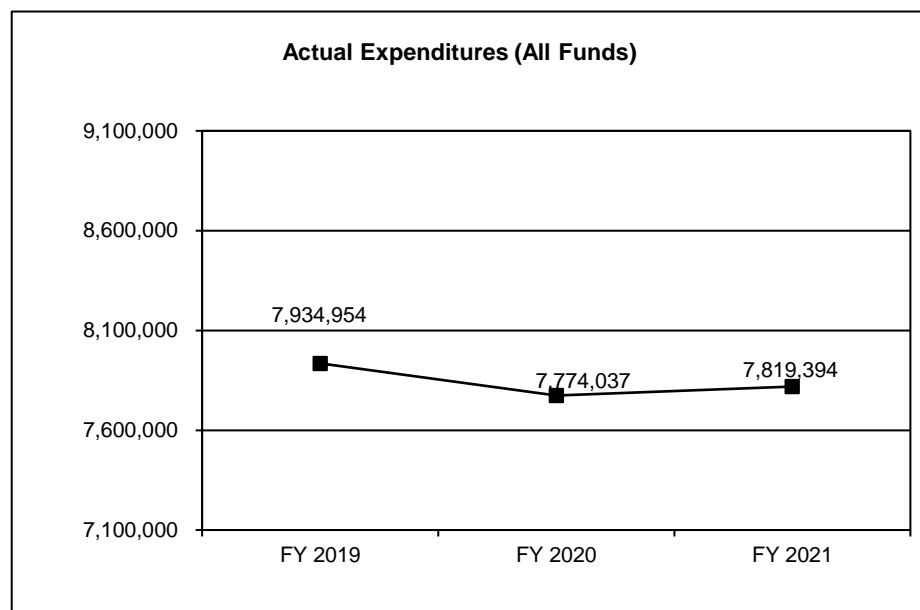
# CORE DECISION ITEM

Department of Commerce and Insurance  
Division of Finance  
Core - Finance

Budget Unit 42510C  
HB Section 7.430

## 4. FINANCIAL HISTORY

	FY 2019 Actual	FY 2020 Actual	FY 2021 Actual	FY 2022 Current Yr.
Appropriation (All Funds)	9,084,923	9,252,504	9,400,407	9,509,765
Less Reverted (All Funds)	0	0	0	0
Less Restricted (All Funds)	0	0	0	0
Budget Authority (All Funds)	9,084,923	9,252,504	9,400,407	9,509,765
Actual Expenditures (All Funds)	7,934,954	7,774,037	7,819,394	N/A
Unexpended (All Funds)	1,149,969	1,478,467	1,581,013	N/A
Unexpended, by Fund:				
General Revenue	0	0	0	N/A
Federal	0	0	0	N/A
Other	1,149,969	1,478,467	1,581,013	N/A
	(1)	(2)	(3)	



Reverted includes the statutory three percent reserve amount (when applicable).

Restricted includes any Governor's expenditure restrictions which remained at the end of the fiscal year (when applicable).

### NOTES:

- (1) Unexpended amount is due to staff turnover and less than anticipated expense and equipment spending.
- (2) Unexpended amount is due to staff turnover and lower travel and training expenses during the 3rd and 4th quarters of FY 2020 due to the COVID-19 Pandemic.
- (3) Unexpended amount is due to staff turnover and lower travel and training expenses during the majority of FY 2021 due to the COVID-19 Pandemic.

## CORE RECONCILIATION DETAIL

### DEPT OF COMMERCE AND INSURANCE FINANCE

#### 5. CORE RECONCILIATION DETAIL

				Budget Class	FTE	GR	Federal	Other	Total	Explanation
<b>TAFP AFTER VETOES</b>										
				PS	107.15	0	0	8,532,029	8,532,029	
				EE	0.00	0	0	969,236	969,236	
				PD	0.00	0	0	8,500	8,500	
				<b>Total</b>	<b>107.15</b>	<b>0</b>	<b>0</b>	<b>9,509,765</b>	<b>9,509,765</b>	
<b>DEPARTMENT CORE ADJUSTMENTS</b>										
Core Reallocation	642	6138		EE	0.00	0	0	(25,000)	(25,000)	Travel for out-of-state examinations has declined due to a reduction in out-of-state licensees & financial institutions and by utilizing available technology to limit travel.
Core Reallocation	642	2196		EE	0.00	0	0	15,000	15,000	Travel for out-of-state examinations has declined due to a reduction in out-of-state licensees & financial institutions and by utilizing available technology to limit travel.
Core Reallocation	1577	9355		EE	0.00	0	0	10,000	10,000	Reallocation of E&E to reflect an increase in statewide dues for CSBS.
<b>NET DEPARTMENT CHANGES</b>					<b>0.00</b>	<b>0</b>	<b>0</b>	<b>0</b>	<b>0</b>	
<b>DEPARTMENT CORE REQUEST</b>										
				PS	107.15	0	0	8,532,029	8,532,029	
				EE	0.00	0	0	969,236	969,236	
				PD	0.00	0	0	8,500	8,500	
				<b>Total</b>	<b>107.15</b>	<b>0</b>	<b>0</b>	<b>9,509,765</b>	<b>9,509,765</b>	
<b>GOVERNOR'S RECOMMENDED CORE</b>										
				PS	107.15	0	0	8,532,029	8,532,029	

**CORE RECONCILIATION DETAIL**

**DEPT OF COMMERCE AND INSURANCE**

**FINANCE**

**5. CORE RECONCILIATION DETAIL**

	Budget Class	FTE	GR	Federal	Other	Total	Explanation
<b>GOVERNOR'S RECOMMENDED CORE</b>							
	EE	0.00	0	0	969,236	969,236	
	PD	0.00	0	0	8,500	8,500	
	<b>Total</b>	<b>107.15</b>	<b>0</b>	<b>0</b>	<b>9,509,765</b>	<b>9,509,765</b>	

## DCI

## DECISION ITEM SUMMARY

Budget Unit								
Decision Item	FY 2021	FY 2021	FY 2022	FY 2022	FY 2023	FY 2023	*****	*****
Budget Object Summary	ACTUAL	ACTUAL	BUDGET	BUDGET	DEPT REQ	DEPT REQ	SECURED	SECURED
Fund	DOLLAR	FTE	DOLLAR	FTE	DOLLAR	FTE	COLUMN	COLUMN
<b>FINANCE</b>								
<b>CORE</b>								
PERSONAL SERVICES								
DIVISION OF FINANCE	7,409,306	96.38	8,532,029	107.15	8,532,029	107.15	0	0.00
TOTAL - PS	7,409,306	96.38	8,532,029	107.15	8,532,029	107.15	0	0.00
EXPENSE & EQUIPMENT								
DIVISION OF FINANCE	404,846	0.00	969,236	0.00	969,236	0.00	0	0.00
TOTAL - EE	404,846	0.00	969,236	0.00	969,236	0.00	0	0.00
PROGRAM-SPECIFIC								
DIVISION OF FINANCE	5,242	0.00	8,500	0.00	8,500	0.00	0	0.00
TOTAL - PD	5,242	0.00	8,500	0.00	8,500	0.00	0	0.00
<b>TOTAL</b>	<b>7,819,394</b>	<b>96.38</b>	<b>9,509,765</b>	<b>107.15</b>	<b>9,509,765</b>	<b>107.15</b>	<b>0</b>	<b>0.00</b>
<b>Pay Plan FY22-Cost to Continue - 0000013</b>								
PERSONAL SERVICES								
DIVISION OF FINANCE	0	0.00	0	0.00	84,478	0.00	0	0.00
TOTAL - PS	0	0.00	0	0.00	84,478	0.00	0	0.00
<b>TOTAL</b>	<b>0</b>	<b>0.00</b>	<b>0</b>	<b>0.00</b>	<b>84,478</b>	<b>0.00</b>	<b>0</b>	<b>0.00</b>
<b>GRAND TOTAL</b>	<b>\$7,819,394</b>	<b>96.38</b>	<b>\$9,509,765</b>	<b>107.15</b>	<b>\$9,594,243</b>	<b>107.15</b>	<b>\$0</b>	<b>0.00</b>

9/24/21 9:22

im\_disummary



## DCI

## DECISION ITEM DETAIL

Budget Unit	FY 2021	FY 2021	FY 2022	FY 2022	FY 2023	FY 2023	*****	*****
Decision Item	ACTUAL	ACTUAL	BUDGET	BUDGET	DEPT REQ	DEPT REQ	SECURED	SECURED
Budget Object Class	DOLLAR	FTE	DOLLAR	FTE	DOLLAR	FTE	COLUMN	COLUMN
<b>FINANCE</b>								
<b>CORE</b>								
HUMAN RESOURCES MANAGER	40,330	0.71	0	0.00	58,076	1.00	0	0.00
ADMIN OFFICE SUPPORT ASSISTANT	37,402	1.00	40,053	1.00	38,977	1.00	0	0.00
ADMINISTRATIVE SECRETARY	44,852	1.00	48,359	1.00	45,749	1.00	0	0.00
SR OFC SUPPORT ASST (KEYBRD)	29,964	1.00	64,614	2.00	30,563	1.00	0	0.00
ACCOUNTING GENERALIST I	37,365	1.00	43,235	1.00	40,043	1.00	0	0.00
PERSONNEL OFFICER II	15,816	0.29	0	0.00	0	0.00	0	0.00
ASSISTANT BANK EXAMINER	162,061	3.53	388,454	8.00	48,683	1.00	0	0.00
SENIOR ASSISTANT BANK EXAMINER	193,215	3.61	338,109	6.00	57,094	1.00	0	0.00
BANK EXAMINER	80,115	1.22	0	0.00	141,294	2.00	0	0.00
SENIOR BANK EXAMINER I	414,879	5.54	80,667	1.00	244,397	3.00	0	0.00
REVIEW EXAMINER	292,579	3.00	300,365	3.00	300,365	3.00	0	0.00
ASSIST TRUST EXAMINER	1,893	0.04	0	0.00	0	0.00	0	0.00
TRUST EXAMINER	13,742	0.21	0	0.00	0	0.00	0	0.00
TRUST SUPERVISOR	94,901	1.00	93,513	1.00	103,899	1.00	0	0.00
DISTRICT SUPERVISOR	510,229	5.00	521,939	5.00	519,495	5.00	0	0.00
REPORT ANALYST	39,062	1.00	42,116	1.00	39,844	1.00	0	0.00
ASSISTANT BANK EXAMINER II	2,914	0.06	102,034	2.00	566,742	11.00	0	0.00
ASSIST TRUST EXAMINER II	46,556	0.96	53,382	1.00	51,522	1.00	0	0.00
ASST CONS. CREDIT EXAMINER	45,694	1.00	51,017	1.00	0	0.00	0	0.00
CONSUMER CREDIT EXAMINER	61,854	0.96	74,783	1.00	0	0.00	0	0.00
ASST CONSUMER CREDIT EXAM II	0	0.00	0	0.00	51,522	1.00	0	0.00
SUPERVISOR OF CONSUMER CREDIT	100,270	1.00	99,817	1.00	103,899	1.00	0	0.00
SENIOR BANK EXAMINER II	553,331	6.98	683,762	8.00	431,580	5.00	0	0.00
SENIOR BANK EXAMINER III	2,196,836	25.46	2,624,175	28.00	2,738,606	30.00	0	0.00
SENIOR TRUST EXAMINER II	44,705	0.79	69,954	1.00	0	0.00	0	0.00
SENIOR TRUST EXAMINER III	85,184	1.00	91,674	1.00	0	0.00	0	0.00
SR CONS CREDIT EXAMINER II	157,862	2.00	170,940	2.00	0	0.00	0	0.00
SR CONS CREDIT EXAMINER III	514,939	6.00	548,511	6.00	730,294	8.00	0	0.00
SUPVSR OF MORTGAGE LICENSING	91,212	1.00	90,800	1.00	103,898	1.00	0	0.00
SENIOR ASSISTANT EXAMINER II	100,853	1.79	78,058	1.00	60,439	1.00	0	0.00
BANK EXAMINER II	220,742	3.19	532,528	7.00	226,569	3.00	0	0.00
SR ASST CONS CREDIT EXAM II	0	0.00	0	0.00	60,439	1.00	0	0.00

## DCI

## DECISION ITEM DETAIL

Budget Unit	FY 2021	FY 2021	FY 2022	FY 2022	FY 2023	FY 2023	*****	*****
Decision Item	ACTUAL	ACTUAL	BUDGET	BUDGET	DEPT REQ	DEPT REQ	SECURED	SECURED
Budget Object Class	DOLLAR	FTE	DOLLAR	FTE	DOLLAR	FTE	COLUMN	COLUMN
<b>FINANCE</b>								
<b>CORE</b>								
SENIOR ASST TRUST EXAMINER II	0	0.00	0	0.00	60,439	1.00	0	0.00
CONSUMER CREDIT EXAMINER II	0	0.00	0	0.00	75,523	1.00	0	0.00
TRUST EXAMINER II	0	0.00	0	0.00	75,523	1.00	0	0.00
SENIOR MORTGAGE EXAMINER II	78,931	1.00	85,470	1.00	0	0.00	0	0.00
ASSISTANT MORTGAGE EXAMINER	35,718	0.78	51,017	1.00	0	0.00	0	0.00
ASSISTANT MORTGAGE EXAMINER II	10,557	0.22	0	0.00	51,521	1.00	0	0.00
SR ASST MORTGAGE EXAMINER II	0	0.00	0	0.00	60,438	1.00	0	0.00
MORTGAGE EXAMINER	18,679	0.29	74,783	1.00	70,647	1.00	0	0.00
MORTGAGE EXAMINER II	52,031	0.75	0	0.00	75,523	1.00	0	0.00
SENIOR MORTGAGE EXAMINER I	0	0.00	0	0.00	162,931	2.00	0	0.00
SENIOR MORTGAGE EXAMINER III	260,959	3.00	273,490	3.00	365,147	4.00	0	0.00
EXAMINER SPECIALIST	58,609	1.00	62,540	1.00	62,123	1.00	0	0.00
MORTGAGE LICENSING TECHNICIAN	34,158	1.00	35,427	1.00	35,190	1.00	0	0.00
SUPERVISOR OF ADMINISTRATION	62,378	1.00	0	0.00	0	0.00	0	0.00
MORTGAGE EXAMINATION ASSISTANT	31,909	1.00	34,749	1.00	32,874	1.00	0	0.00
DIVISION DIRECTOR	122,626	1.00	121,200	1.00	121,200	1.00	0	0.00
DEPUTY DIVISION DIRECTOR	115,313	1.00	114,130	1.00	114,130	1.00	0	0.00
CHIEF EXAMINER	111,962	1.00	111,100	1.00	111,100	1.00	0	0.00
SENIOR COUNSEL	77,344	1.00	85,850	1.00	81,159	1.00	0	0.00
CHIEF COUNSEL	106,575	1.00	0	0.00	0	0.00	0	0.00
FISCAL AND ADMINISTRATIVE MNGR	0	0.00	66,932	1.00	64,522	1.00	0	0.00
BOARD MEMBER	200	0.00	12,120	0.15	12,000	0.15	0	0.00
GENERAL COUNSEL - DIVISION	0	0.00	106,050	1.00	106,050	1.00	0	0.00
MANAGER	0	0.00	64,312	1.00	0	0.00	0	0.00
<b>TOTAL - PS</b>	<b>7,409,306</b>	<b>96.38</b>	<b>8,532,029</b>	<b>107.15</b>	<b>8,532,029</b>	<b>107.15</b>	<b>0</b>	<b>0.00</b>
TRAVEL, IN-STATE	117,724	0.00	484,411	0.00	480,411	0.00	0	0.00
TRAVEL, OUT-OF-STATE	199	0.00	114,243	0.00	109,243	0.00	0	0.00
SUPPLIES	46,137	0.00	49,625	0.00	49,625	0.00	0	0.00
PROFESSIONAL DEVELOPMENT	173,075	0.00	232,086	0.00	232,086	0.00	0	0.00
COMMUNICATION SERV & SUPP	32,111	0.00	26,325	0.00	32,825	0.00	0	0.00
PROFESSIONAL SERVICES	16,035	0.00	22,023	0.00	22,023	0.00	0	0.00
HOUSEKEEPING & JANITORIAL SERV	35	0.00	100	0.00	100	0.00	0	0.00

9/24/21 9:24

im\_didetail

Page 20 of 75

## DCI

## DECISION ITEM DETAIL

Budget Unit	FY 2021	FY 2021	FY 2022	FY 2022	FY 2023	FY 2023	*****	*****
Decision Item	ACTUAL	ACTUAL	BUDGET	BUDGET	DEPT REQ	DEPT REQ	SECURED	SECURED
Budget Object Class	DOLLAR	FTE	DOLLAR	FTE	DOLLAR	FTE	COLUMN	COLUMN
<b>FINANCE</b>								
<b>CORE</b>								
M&R SERVICES	1,434	0.00	6,675	0.00	6,675	0.00	0	0.00
OFFICE EQUIPMENT	13,512	0.00	23,293	0.00	23,293	0.00	0	0.00
OTHER EQUIPMENT	509	0.00	5,500	0.00	5,500	0.00	0	0.00
PROPERTY & IMPROVEMENTS	1,767	0.00	0	0.00	2,500	0.00	0	0.00
BUILDING LEASE PAYMENTS	0	0.00	250	0.00	250	0.00	0	0.00
EQUIPMENT RENTALS & LEASES	342	0.00	350	0.00	350	0.00	0	0.00
MISCELLANEOUS EXPENSES	1,966	0.00	2,555	0.00	2,555	0.00	0	0.00
REBILLABLE EXPENSES	0	0.00	1,800	0.00	1,800	0.00	0	0.00
<b>TOTAL - EE</b>	<b>404,846</b>	<b>0.00</b>	<b>969,236</b>	<b>0.00</b>	<b>969,236</b>	<b>0.00</b>	<b>0</b>	<b>0.00</b>
REFUNDS	5,242	0.00	8,500	0.00	8,500	0.00	0	0.00
<b>TOTAL - PD</b>	<b>5,242</b>	<b>0.00</b>	<b>8,500</b>	<b>0.00</b>	<b>8,500</b>	<b>0.00</b>	<b>0</b>	<b>0.00</b>
<b>GRAND TOTAL</b>	<b>\$7,819,394</b>	<b>96.38</b>	<b>\$9,509,765</b>	<b>107.15</b>	<b>\$9,509,765</b>	<b>107.15</b>	<b>\$0</b>	<b>0.00</b>
<b>GENERAL REVENUE</b>	<b>\$0</b>	<b>0.00</b>	<b>\$0</b>	<b>0.00</b>	<b>\$0</b>	<b>0.00</b>		<b>0.00</b>
<b>FEDERAL FUNDS</b>	<b>\$0</b>	<b>0.00</b>	<b>\$0</b>	<b>0.00</b>	<b>\$0</b>	<b>0.00</b>		<b>0.00</b>
<b>OTHER FUNDS</b>	<b>\$7,819,394</b>	<b>96.38</b>	<b>\$9,509,765</b>	<b>107.15</b>	<b>\$9,509,765</b>	<b>107.15</b>		<b>0.00</b>

## PROGRAM DESCRIPTION

Department of Commerce and Insurance

HB Section(s): 7.430

Bank, Trust, Savings and Loan, Consumer Credit, and Mortgage Loan Oversight

Program is found in the following core budget(s): Division of Finance

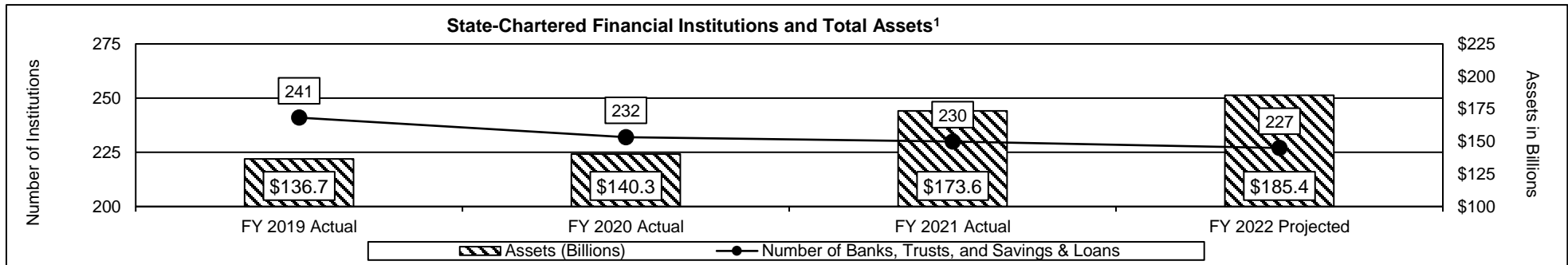
### 1a. What strategic priority does this program address?

- Strengthen our regulatory relationships while ensuring a level playing field to protect and advocate for the general public
- Develop our team, reward great performance, and retain top talent
- Innovate to make it easier to connect and work with us

### 1b. What does this program do?

- Provides oversight of state-chartered banks, trust companies, and savings and loan associations including compliance examinations with applicable banking laws and to ensure the safety and soundness of these institutions to safeguard the funds of depositors and maintain public confidence in Missouri's financial system.
- Licenses and regulates various consumer credit outlets including finance companies, payday loan companies, consumer installment lender companies, and title loan companies to ensure all lenders are held to the same standards and that borrowers are protected.
- Administers Missouri's laws pertaining to residential mortgage brokers and originators, including pre-license investigation, licensure issuance and renewal, and regulation enforcement, ensuring consistent compliance by lenders and protection for borrowers.

### 2a. Provide an activity measure(s) for the program.



<sup>1</sup>As of the end of each Fiscal Year. Projections for years beyond FY 2022 are not provided because a number of economic factors can affect the number of institutions and assets in any given year, making projections difficult to determine.

## PROGRAM DESCRIPTION

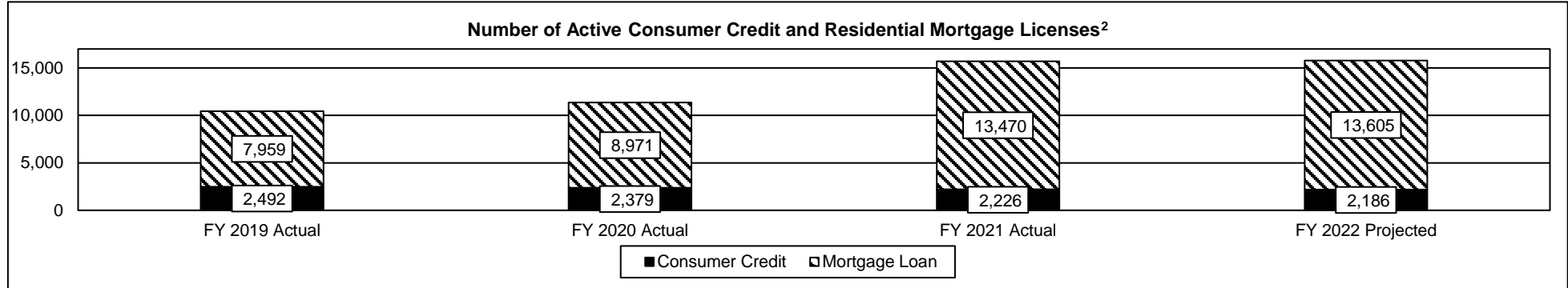
Department of Commerce and Insurance

HB Section(s): 7.430

Bank, Trust, Savings and Loan, Consumer Credit, and Mortgage Loan Oversight


Program is found in the following core budget(s): Division of Finance

### 2a. Provide an activity measure(s) for the program (continued).



<sup>2</sup>As of the end of each Fiscal Year. Projections for years beyond FY 2022 are not provided because a number of economic factors can affect the number of institutions and assets in any given year, making projections difficult to determine.

### 2b. Provide a measure(s) of the program's quality.



<sup>3</sup>Entities include Banks, Savings & Loan Assoc, Mortgage Loan Brokers and Originators, and Consumer Credit providers. The performance of an entity is measured by a rating system (1 to 5). The rating is based on the evaluation of critical elements of operations for each type of entity.

## PROGRAM DESCRIPTION

Department of Commerce and Insurance

HB Section(s): 7.430

Bank, Trust, Savings and Loan, Consumer Credit, and Mortgage Loan Oversight

Program is found in the following core budget(s): Division of Finance

### 2c. Provide a measure(s) of the program's impact.

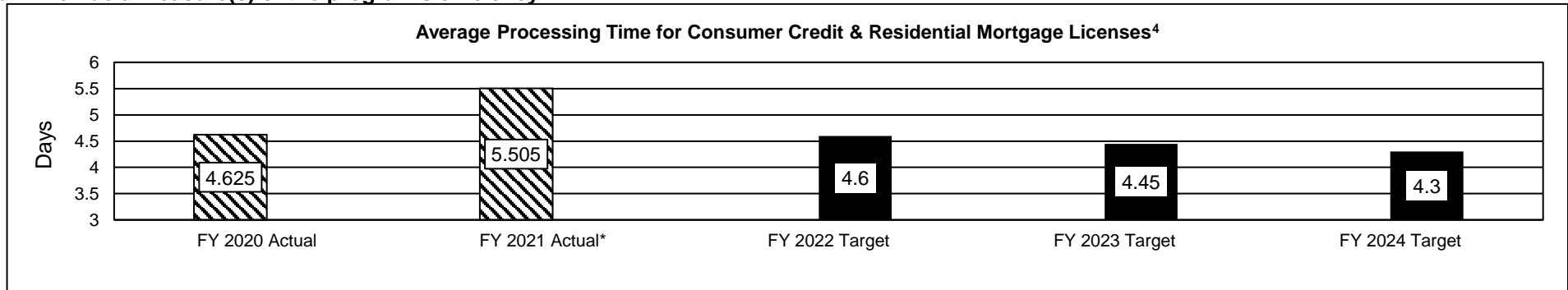
- The Division of Finance performs safety and soundness examinations of state-chartered banks, trusts, and savings and loan associations.
- These examinations protect Missouri's depositors and borrowers and ensure each institution operates on a level playing field.
- Many banks have recognized the advantages to conversion from a national-charter to a state-charter as illustrated in the chart below.
- No banks have converted from a state-charter to a national-charter during the same period.

Number of Banks That Have Converted from a National to a State Charter										
FY 2011	FY 2012	FY 2013	FY 2014	FY 2015	FY 2016	FY 2017	FY 2018	FY 2019	FY 2020	FY 2021
2	2	3	1	6	1	3	1	1	0	1

### WHY DOES CONVERSION TO A STATE-CHARTER BENEFIT MISSOURI?

- A state-charter keeps bank assessment funds in Missouri, rather than sending those funds to Washington, D.C.
- Bank assessments for Missouri's state-chartered banks are generally lower than national-charter assessment amounts.
- If consumers or depositors need assistance or have questions, the Missouri Division of Finance can provide timely and relevant assistance.
- The Missouri Division of Finance is able to identify local and regional economic changes that can affect institutions and take measures to ensure institutions remain successful.

### 2d. Provide a measure(s) of the program's efficiency.



<sup>4</sup>The minimum required to complete due diligence and process licenses is 3 days.

\* The increase for FY 2021 was due to a 50% increase in licenses issued. This doubling of the workload slowed processing time by approximately one-half day.

## PROGRAM DESCRIPTION

Department of Commerce and Insurance


HB Section(s): 7.430

Bank, Trust, Savings and Loan, Consumer Credit, and Mortgage Loan Oversight

Program is found in the following core budget(s): Division of Finance

### 2d. Provide a measure(s) of the program's efficiency (continued).

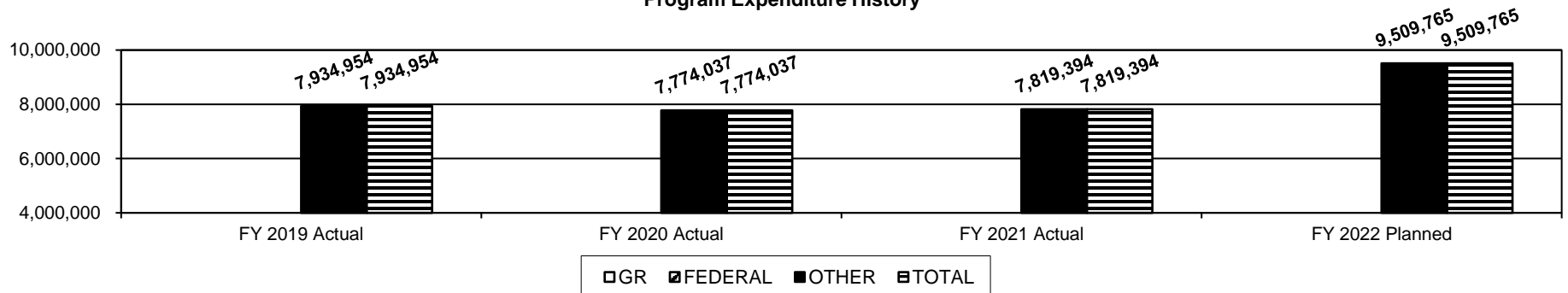
**Program Revenue Compared to Total Operating Expenditures<sup>5</sup>**  
(Including Fringe Benefits, Facility Costs, and ITSD Services)



<sup>5</sup>FY 2020 actual expenses were lower than expected because travel and training expenses were substantially reduced during the 3rd and 4th quarters due to the COVID-19 Pandemic. Projections for years beyond FY 2022 are not provided because a number of economic factors can affect program income and expenses each year, making it difficult to calculate projections.

### 3. Provide actual expenditures for the prior three fiscal years and planned expenditures for the current fiscal year. (Note: Amounts do not include fringe benefit costs.)

**Program Expenditure History**



**PROGRAM DESCRIPTION**

**Department of Commerce and Insurance**

**HB Section(s):** 7.430

**Bank, Trust, Savings and Loan, Consumer Credit, and Mortgage Loan Oversight**

**Program is found in the following core budget(s): Division of Finance**

**4. What are the sources of the "Other " funds?**

Division of Finance Fund (0550)

**5. What is the authorization for this program, i.e., federal or state statute, etc.? (Include the federal program number, if applicable.)**

State Statute: Chapters 361, 362, 364, 365, 367, 369, 408, and 443 RSMo.

**6. Are there federal matching requirements? If yes, please explain.**

N/A

**7. Is this a federally mandated program? If yes, please explain.**

No



### CORE DECISION ITEM

<u>Department of Commerce and Insurance</u>	<u>Budget Unit</u>	<u>42520C</u>
<u>Division of Finance</u>		
<u>Core - Savings and Loan Supervision Fund Transfer to Finance Fund</u>	<u>HB Section</u>	<u>7.435</u>

#### 1. CORE FINANCIAL SUMMARY

FY 2023 Budget Request					FY 2023 Governor's Recommendation				
	GR	Federal	Other	Total		GR	Federal	Other	Total
PS	0	0	0	0	PS	0	0	0	0
EE	0	0	0	0	EE	0	0	0	0
PSD	0	0	0	0	PSD	0	0	0	0
TRF	0	0	125,000	125,000	TRF	0	0	0	0
<b>Total</b>	<b>0</b>	<b>0</b>	<b>125,000</b>	<b>125,000</b>	<b>Total</b>	<b>0</b>	<b>0</b>	<b>0</b>	<b>0</b>
FTE	0.00	0.00	0.00	0.00	FTE	0.00	0.00	0.00	0.00
<i>Est. Fringe</i>	0	0	0	0	<i>Est. Fringe</i>	0	0	0	0
<i>Note: Fringes budgeted in House Bill 5 except for certain fringes budgeted directly to MoDOT, Highway Patrol, and Conservation.</i>					<i>Note: Fringes budgeted in House Bill 5 except for certain fringes budgeted directly to MoDOT, Highway Patrol, and Conservation.</i>				
Other Funds:	Division of Savings and Loan Supervision Fund (0549)				Other Funds:				

#### 2. CORE DESCRIPTION

This core transfer provides funds to the Division of Finance Fund from the Savings and Loan Supervision Fund to cover the portion of salaries, fringe benefits and expenses relating to the administration of laws relating to Missouri's savings and loan associations.

#### 3. PROGRAM LISTING (list programs included in this core funding)

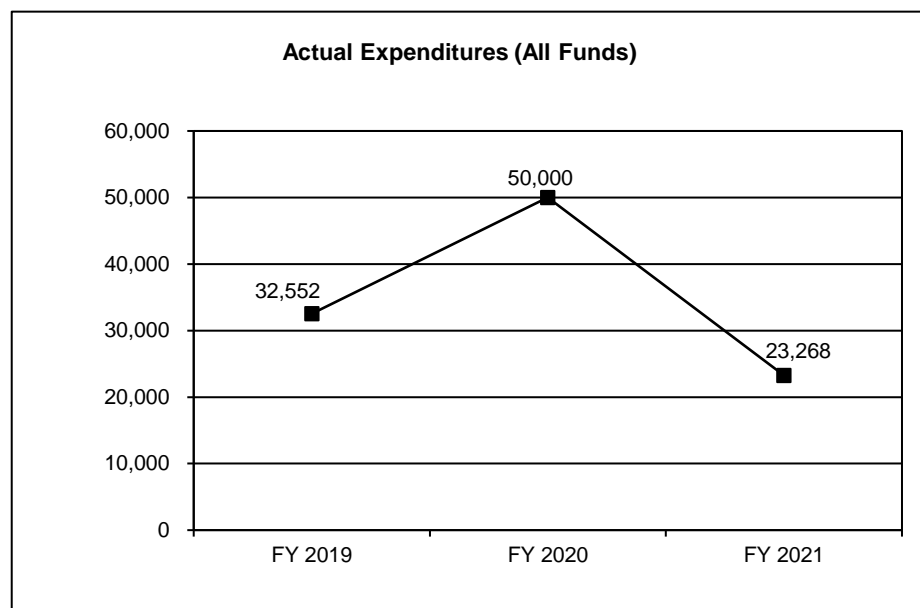
Savings and Loan Supervision Transfer

# **CORE DECISION ITEM**

<b>Department of Commerce and Insurance</b>	<b>Budget Unit</b>	<b>42520C</b>
<b>Division of Finance</b>		
<b>Core - Savings and Loan Supervision Fund Transfer to Finance Fund</b>	<b>HB Section</b>	<b>7.435</b>

## **4. FINANCIAL HISTORY**

	<b>FY 2019 Actual</b>	<b>FY 2020 Actual</b>	<b>FY 2021 Actual</b>	<b>FY 2022 Current Yr.</b>
Appropriation (All Funds)	50,000	50,000	50,000	125,000
Less Reverted (All Funds)	0	0	0	0
Less Restricted (All Funds)	0	0	0	0
Budget Authority (All Funds)	50,000	50,000	50,000	125,000
Actual Expenditures (All Funds)	32,552	50,000	23,268	N/A
Unexpended (All Funds)	17,448	0	26,732	N/A
Unexpended, by Fund:				
General Revenue	0	0	0	N/A
Federal	0	0	0	N/A
Other	17,448	0	26,732	N/A
	(1)		(2)	



Reverted includes the statutory three percent reserve amount (when applicable).

Restricted includes any Governor's expenditure restrictions which remained at the end of the fiscal year (when applicable).

## **NOTES:**

(1) Required transfer amount less than appropriation.

(2) Required transfer amount was less than appropriation due to reductions in travel because of the COVID-19 pandemic in FY 2021.

---

**CORE RECONCILIATION DETAIL**

---

**DEPT OF COMMERCE AND INSURANCE**

---

**S&L FUND TRANSFER**

---

---

**5. CORE RECONCILIATION DETAIL**

---

	<b>Budget Class</b>	<b>FTE</b>	<b>GR</b>	<b>Federal</b>	<b>Other</b>	<b>Total</b>	<b>Explanation</b>
<b>TAFP AFTER VETOES</b>							
	TRF	0.00	0	0	125,000	125,000	
	<b>Total</b>	<b>0.00</b>	<b>0</b>	<b>0</b>	<b>125,000</b>	<b>125,000</b>	
<b>DEPARTMENT CORE REQUEST</b>							
	TRF	0.00	0	0	125,000	125,000	
	<b>Total</b>	<b>0.00</b>	<b>0</b>	<b>0</b>	<b>125,000</b>	<b>125,000</b>	
<b>GOVERNOR'S RECOMMENDED CORE</b>							
	TRF	0.00	0	0	125,000	125,000	
	<b>Total</b>	<b>0.00</b>	<b>0</b>	<b>0</b>	<b>125,000</b>	<b>125,000</b>	

# DCI

# DECISION ITEM SUMMARY

Budget Unit								
Decision Item	FY 2021	FY 2021	FY 2022	FY 2022	FY 2023	FY 2023	*****	*****
Budget Object Summary	ACTUAL	ACTUAL	BUDGET	BUDGET	DEPT REQ	DEPT REQ	SECURED	SECURED
Fund	DOLLAR	FTE	DOLLAR	FTE	DOLLAR	FTE	COLUMN	COLUMN
<b>S&amp;L FUND TRANSFER</b>								
<b>CORE</b>								
FUND TRANSFERS								
DIV SAVINGS & LOAN SUPERVISION	23,268	0.00	125,000	0.00	125,000	0.00	0	0.00
TOTAL - TRF	23,268	0.00	125,000	0.00	125,000	0.00	0	0.00
<b>TOTAL</b>	<b>23,268</b>	<b>0.00</b>	<b>125,000</b>	<b>0.00</b>	<b>125,000</b>	<b>0.00</b>	<b>0</b>	<b>0.00</b>
<b>GRAND TOTAL</b>	<b>\$23,268</b>	<b>0.00</b>	<b>\$125,000</b>	<b>0.00</b>	<b>\$125,000</b>	<b>0.00</b>	<b>\$0</b>	<b>0.00</b>

9/24/21 9:22

im\_disummary

## DCI

## DECISION ITEM DETAIL

Budget Unit	FY 2021	FY 2021	FY 2022	FY 2022	FY 2023	FY 2023	*****	*****
Decision Item	ACTUAL	ACTUAL	BUDGET	BUDGET	DEPT REQ	DEPT REQ	SECURED	SECURED
Budget Object Class	DOLLAR	FTE	DOLLAR	FTE	DOLLAR	FTE	COLUMN	COLUMN
<b>S&amp;L FUND TRANSFER</b>								
<b>CORE</b>								
TRANSFERS OUT	23,268	0.00	125,000	0.00	125,000	0.00	0	0.00
TOTAL - TRF	23,268	0.00	125,000	0.00	125,000	0.00	0	0.00
<b>GRAND TOTAL</b>	<b>\$23,268</b>	<b>0.00</b>	<b>\$125,000</b>	<b>0.00</b>	<b>\$125,000</b>	<b>0.00</b>	<b>\$0</b>	<b>0.00</b>
GENERAL REVENUE	\$0	0.00	\$0	0.00	\$0	0.00		0.00
FEDERAL FUNDS	\$0	0.00	\$0	0.00	\$0	0.00		0.00
OTHER FUNDS	\$23,268	0.00	\$125,000	0.00	\$125,000	0.00		0.00

## PROGRAM DESCRIPTION

Department of Commerce and Insurance

HB Section(s): 7.435

Savings and Loan Supervision Fund Transfer to Finance Fund

Program is found in the following core budget(s): Savings and Loan Supervision Fund Transfer to Finance Fund

**1a. What strategic priority does this program address?**

See Division of Finance program description.

**1b. What does this program do?**

- This transfer provides funds to the Division of Finance Fund from the Savings and Loan Supervision Fund for the salaries, fringe benefits and expenses of the Division of Finance to administer laws pertaining to savings and loan associations.

**2a. Provide an activity measure(s) for the program.**

For performance measures, see Division of Finance program description.

**2b. Provide a measure(s) of the program's quality.**

For performance measures, see Division of Finance program description.


**2c. Provide a measure(s) of the program's impact.**

For performance measures, see Division of Finance program description.

**2d. Provide a measure(s) of the program's efficiency.**

For performance measures, see Division of Finance program description.

**3. Provide actual expenditures for the prior three fiscal years and planned expenditures for the current fiscal year. (Note: Amounts do not include fringe benefit costs.)**



**4. What are the sources of the "Other " funds?**

Division of Savings and Loan Supervision Fund (0549)

**5. What is the authorization for this program, i.e., federal or state statute, etc.? (Include the federal program number, if applicable.)**

State Statute: Chapter 369, RSMo.

**6. Are there federal matching requirements? If yes, please explain.**

N/A

**7. Is this a federally mandated program? If yes, please explain.**

No

### CORE DECISION ITEM

Department of Commerce and Insurance	Budget Unit	42550C
Division of Finance		
Core - Residential Mortgage Licensing Fund Transfer to Finance Fund	HB Section	7.440

#### 1. CORE FINANCIAL SUMMARY

	FY 2023 Budget Request			
	GR	Federal	Other	Total
PS	0	0	0	0
EE	0	0	0	0
PSD	0	0	0	0
TRF	0	0	1,500,000	1,500,000
<b>Total</b>	<b>0</b>	<b>0</b>	<b>1,500,000</b>	<b>1,500,000</b>
<b>FTE</b>	<b>0.00</b>	<b>0.00</b>	<b>0.00</b>	<b>0.00</b>

<b>Est. Fringe</b>	0	0	0	0
<i>Note: Fringes budgeted in House Bill 5 except for certain fringes budgeted directly to MoDOT, Highway Patrol, and Conservation.</i>				

Other Funds: Residential Mortgage Licensing Fund (0261)

	FY 2023 Governor's Recommendation			
	GR	Federal	Other	Total
PS	0	0	0	0
EE	0	0	0	0
PSD	0	0	0	0
TRF	0	0	0	0
<b>Total</b>	<b>0</b>	<b>0</b>	<b>0</b>	<b>0</b>
<b>FTE</b>	<b>0.00</b>	<b>0.00</b>	<b>0.00</b>	<b>0.00</b>

<b>Est. Fringe</b>	0	0	0	0
<i>Note: Fringes budgeted in House Bill 5 except for certain fringes budgeted directly to MoDOT, Highway Patrol, and Conservation.</i>				

Other Funds:

#### 2. CORE DESCRIPTION

This core transfer provides funds to the Division of Finance Fund from the Residential Mortgage Licensing Fund to cover the portion of the salaries, fringe benefits and expenses relating to the administration of Missouri's Residential Mortgage Licensing Law.

#### 3. PROGRAM LISTING (list programs included in this core funding)

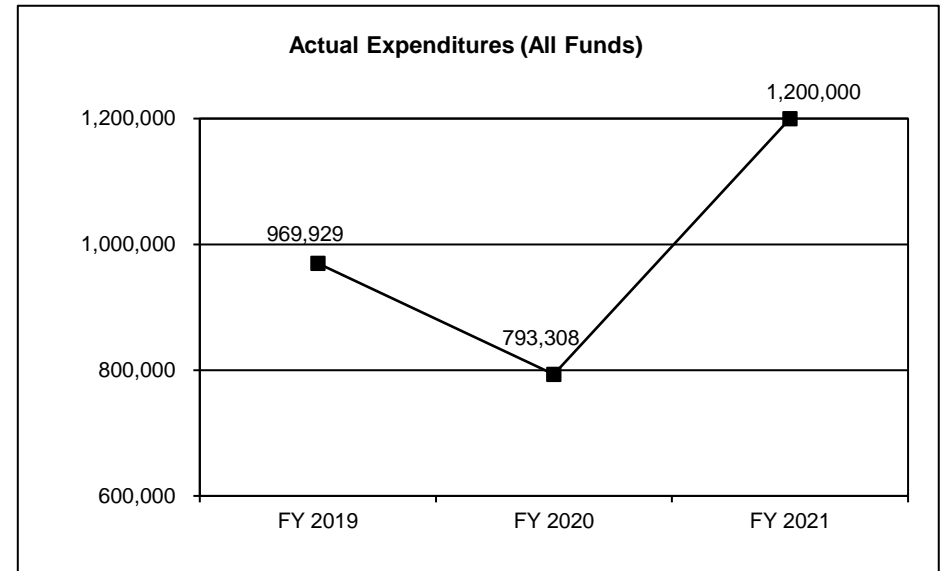
Residential Mortgage Licensing Fund Transfer

# CORE DECISION ITEM

<b>Department of Commerce and Insurance</b>	<b>Budget Unit</b>	<b>42550C</b>
<b>Division of Finance</b>		
<b>Core - Residential Mortgage Licensing Fund Transfer to Finance Fund</b>	<b>HB Section</b>	<b>7.440</b>

## 4. FINANCIAL HISTORY

	<b>FY 2019 Actual</b>	<b>FY 2020 Actual</b>	<b>FY 2021 Actual</b>	<b>FY 2022 Current Yr.</b>
Appropriation (All Funds)	1,200,000	1,200,000	1,200,000	1,500,000
Less Reverted (All Funds)	0	0	0	0
Less Restricted (All Funds)	0	0	0	0
Budget Authority (All Funds)	1,200,000	1,200,000	1,200,000	1,500,000
Actual Expenditures (All Funds)	969,929	793,308	1,200,000	N/A
Unexpended (All Funds)	230,071	406,692	0	N/A
Unexpended, by Fund:				
General Revenue	0	0	0	N/A
Federal	0	0	0	N/A
Other	230,071	406,692	0	N/A
	(1)	(2)		



Reverted includes the statutory three percent reserve amount (when applicable).

Restricted includes any Governor's expenditure restrictions which remained at the end of the fiscal year (when applicable).

### NOTES:

- (1) Required transfer amount is less than appropriation.
- (2) Required transfer amount is less than appropriation.



---

**CORE RECONCILIATION DETAIL**

---

**DEPT OF COMMERCE AND INSURANCE**  
**RESIDENTIAL MORTGAGE FUND TRF**

---

---

**5. CORE RECONCILIATION DETAIL**

---

	<b>Budget Class</b>	<b>FTE</b>	<b>GR</b>	<b>Federal</b>	<b>Other</b>	<b>Total</b>	<b>Explanation</b>
<b>TAFP AFTER VETOES</b>							
	TRF	0.00	0	0	1,500,000	1,500,000	
	<b>Total</b>	<b>0.00</b>	<b>0</b>	<b>0</b>	<b>1,500,000</b>	<b>1,500,000</b>	
<b>DEPARTMENT CORE REQUEST</b>							
	TRF	0.00	0	0	1,500,000	1,500,000	
	<b>Total</b>	<b>0.00</b>	<b>0</b>	<b>0</b>	<b>1,500,000</b>	<b>1,500,000</b>	
<b>GOVERNOR'S RECOMMENDED CORE</b>							
	TRF	0.00	0	0	1,500,000	1,500,000	
	<b>Total</b>	<b>0.00</b>	<b>0</b>	<b>0</b>	<b>1,500,000</b>	<b>1,500,000</b>	

# DCI

# DECISION ITEM SUMMARY

Budget Unit								
Decision Item	FY 2021	FY 2021	FY 2022	FY 2022	FY 2023	FY 2023	*****	*****
Budget Object Summary	ACTUAL	ACTUAL	BUDGET	BUDGET	DEPT REQ	DEPT REQ	SECURED	SECURED
Fund	DOLLAR	FTE	DOLLAR	FTE	DOLLAR	FTE	COLUMN	COLUMN
RESIDENTIAL MORTGAGE FUND TRF								
CORE								
FUND TRANSFERS								
RESIDENTIAL MORTGAGE LICENSING	1,200,000	0.00	1,500,000	0.00	1,500,000	0.00	0	0.00
TOTAL - TRF	1,200,000	0.00	1,500,000	0.00	1,500,000	0.00	0	0.00
TOTAL	1,200,000	0.00	1,500,000	0.00	1,500,000	0.00	0	0.00
GRAND TOTAL	\$1,200,000	0.00	\$1,500,000	0.00	\$1,500,000	0.00	\$0	0.00

9/24/21 9:22

im\_disummary

# DCI

# DECISION ITEM DETAIL

Budget Unit	FY 2021	FY 2021	FY 2022	FY 2022	FY 2023	FY 2023	*****	*****
Decision Item	ACTUAL	ACTUAL	BUDGET	BUDGET	DEPT REQ	DEPT REQ	SECURED	SECURED
Budget Object Class	DOLLAR	FTE	DOLLAR	FTE	DOLLAR	FTE	COLUMN	COLUMN
<b>RESIDENTIAL MORTGAGE FUND TRF</b>								
<b>CORE</b>								
TRANSFERS OUT	1,200,000	0.00	1,500,000	0.00	1,500,000	0.00	0	0.00
<b>TOTAL - TRF</b>	<b>1,200,000</b>	<b>0.00</b>	<b>1,500,000</b>	<b>0.00</b>	<b>1,500,000</b>	<b>0.00</b>	<b>0</b>	<b>0.00</b>
<b>GRAND TOTAL</b>	<b>\$1,200,000</b>	<b>0.00</b>	<b>\$1,500,000</b>	<b>0.00</b>	<b>\$1,500,000</b>	<b>0.00</b>	<b>\$0</b>	<b>0.00</b>
GENERAL REVENUE	\$0	0.00	\$0	0.00	\$0	0.00		0.00
FEDERAL FUNDS	\$0	0.00	\$0	0.00	\$0	0.00		0.00
OTHER FUNDS	\$1,200,000	0.00	\$1,500,000	0.00	\$1,500,000	0.00		0.00

## PROGRAM DESCRIPTION

Department of Commerce and Insurance

HB Section(s): 7.440

Residential Mortgage Licensing Fund Transfer to Finance Fund

Program is found in the following core budget(s): Residential Mortgage Licensing Fund Transfer to Finance Fund

**1a. What strategic priority does this program address?**

See Division of Finance program description.

**1b. What does this program do?**

- This transfer provides funds to the Division of Finance Fund from the Residential Mortgage Licensing Fund for the salaries, fringe benefits, and expenses of the Division of Finance to administer the Residential Mortgage Licensing Law.

**2a. Provide an activity measure(s) for the program.**

For performance measures, see Division of Finance program description.

**2b. Provide a measure(s) of the program's quality.**

For performance measures, see Division of Finance program description.

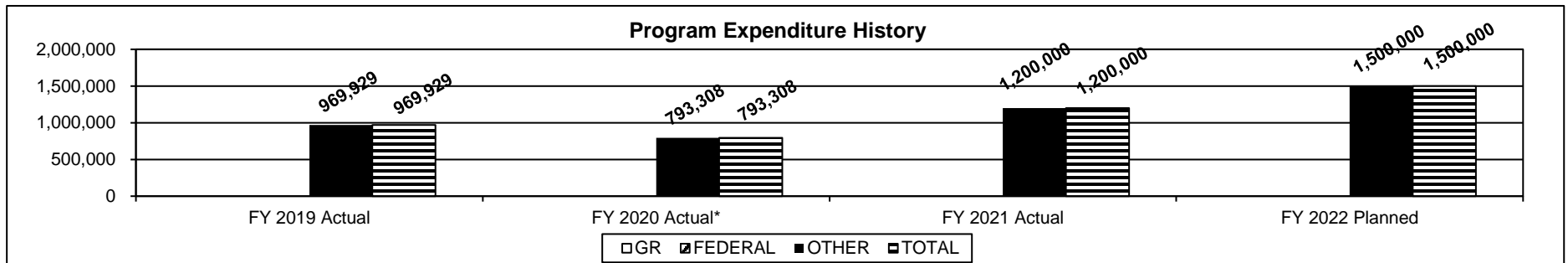
**2c. Provide a measure(s) of the program's impact.**

For performance measures, see Division of Finance program description.

**2d. Provide a measure(s) of the program's efficiency.**

For performance measures, see Division of Finance program description.

**3. Provide actual expenditures for the prior three fiscal years and planned expenditures for the current fiscal year. (Note: Amounts do not include fringe benefit costs.)**



\*FY 2020 actual expenses are decreased due to several vacancies and lower travel and training expenses during the 3rd and 4th quarters of FY 2020 due to the COVID-19 Pandemic.

**4. What are the sources of the "Other" funds?**

Residential Mortgage Licensing Fund (0261)

**5. What is the authorization for this program, i.e., federal or state statute, etc.? (Include the federal program number, if applicable.)**

State Statute: Section 443.845, RSMo.

**6. Are there federal matching requirements? If yes, please explain.**

N/A

**7. Is this a federally mandated program? If yes, please explain.**

No

## CORE DECISION ITEM

Department of Commerce and Insurance	Budget Unit	42540C
Division of Finance		
Core - Savings and Loan Supervision Fund Transfer to General Revenue	HB Section	7.445

### 1. CORE FINANCIAL SUMMARY

	FY 2023 Budget Request			
	GR	Federal	Other	Total
PS	0	0	0	0
EE	0	0	0	0
PSD	0	0	0	0
TRF	0	0	50,000	50,000
Total	0	0	50,000	50,000
FTE	0.00	0.00	0.00	0.00

<b>Est. Fringe</b>	0	0	0	0
<i>Note: Fringes budgeted in House Bill 5 except for certain fringes budgeted directly to MoDOT, Highway Patrol, and Conservation.</i>				

Other Funds: Division of Savings and Loan Supervision Fund (0549)

	FY 2023 Governor's Recommendation			
	GR	Federal	Other	Total
PS	0	0	0	0
EE	0	0	0	0
PSD	0	0	0	0
TRF	0	0	0	0
Total	0	0	0	0
FTE	0.00	0.00	0.00	0.00

<b>Est. Fringe</b>	0	0	0	0
<i>Note: Fringes budgeted in House Bill 5 except for certain fringes budgeted directly to MoDOT, Highway Patrol, and Conservation.</i>				

Other Funds:

### 2. CORE DESCRIPTION

This core transfer is in accordance with Section 369.324 RSMo., requiring any amount remaining in the Division of Savings and Loan Supervision Fund at the end of the fiscal year which exceeds five percent of the amount assessed to savings and loan associations shall be transferred to general revenue.

### 3. PROGRAM LISTING (list programs included in this core funding)

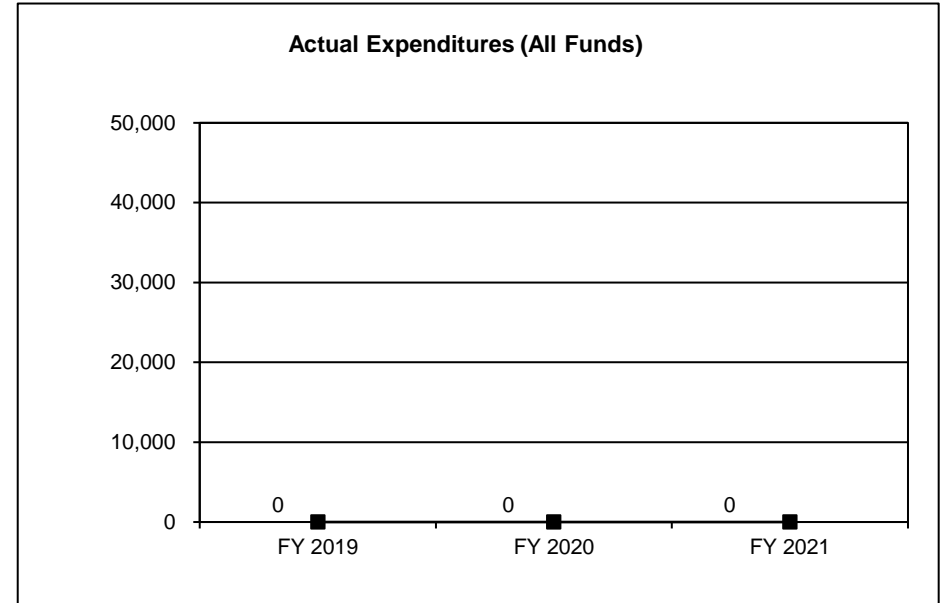
Division of Savings and Loan Supervision Fund Transfer to General Revenue

# **CORE DECISION ITEM**

<b>Department of Commerce and Insurance</b>	<b>Budget Unit</b>	<b>42540C</b>
<b>Division of Finance</b>		
<b>Core - Savings and Loan Supervision Fund Transfer to General Revenue</b>	<b>HB Section</b>	<b>7.445</b>

## **4. FINANCIAL HISTORY**

	<b>FY 2019 Actual</b>	<b>FY 2020 Actual</b>	<b>FY 2021 Actual</b>	<b>FY 2022 Current Yr.</b>
Appropriation (All Funds)	50,000	50,000	50,000	50,000
Less Reverted (All Funds)	0	0	0	0
Less Restricted (All Funds)	0	0	0	0
Budget Authority (All Funds)	50,000	50,000	50,000	50,000
Actual Expenditures (All Funds)	0	0	0	N/A
Unexpended (All Funds)	50,000	50,000	50,000	N/A
Unexpended, by Fund:				
General Revenue	0	0	0	N/A
Federal	0	0	0	N/A
Other	50,000	50,000	50,000	N/A
	(1)	(2)	(3)	



Reverted includes the statutory three percent reserve amount (when applicable).

Restricted includes any Governor's expenditure restrictions which remained at the end of the fiscal year (when applicable).

### **NOTES:**

- (1) No transfer required for FY 2019.
- (2) No transfer required for FY 2020.
- (3) No transfer required for FY 2021.

---

**CORE RECONCILIATION DETAIL**

---

**DEPT OF COMMERCE AND INSURANCE****S&L FUND TRANSFER TO GR**

---

---

**5. CORE RECONCILIATION DETAIL**

---

	<b>Budget Class</b>	<b>FTE</b>	<b>GR</b>	<b>Federal</b>	<b>Other</b>	<b>Total</b>	<b>Explanation</b>
<b>TAFP AFTER VETOES</b>							
	TRF	0.00	0	0	50,000	50,000	
	<b>Total</b>	<b>0.00</b>	<b>0</b>	<b>0</b>	<b>50,000</b>	<b>50,000</b>	
<b>DEPARTMENT CORE REQUEST</b>							
	TRF	0.00	0	0	50,000	50,000	
	<b>Total</b>	<b>0.00</b>	<b>0</b>	<b>0</b>	<b>50,000</b>	<b>50,000</b>	
<b>GOVERNOR'S RECOMMENDED CORE</b>							
	TRF	0.00	0	0	50,000	50,000	
	<b>Total</b>	<b>0.00</b>	<b>0</b>	<b>0</b>	<b>50,000</b>	<b>50,000</b>	

# DCI

# DECISION ITEM SUMMARY

Budget Unit								
Decision Item	FY 2021	FY 2021	FY 2022	FY 2022	FY 2023	FY 2023	*****	*****
Budget Object Summary	ACTUAL	ACTUAL	BUDGET	BUDGET	DEPT REQ	DEPT REQ	SECURED	SECURED
Fund	DOLLAR	FTE	DOLLAR	FTE	DOLLAR	FTE	COLUMN	COLUMN
<b>S&amp;L FUND TRANSFER TO GR</b>								
<b>CORE</b>								
FUND TRANSFERS								
DIV SAVINGS & LOAN SUPERVISION	0	0.00	50,000	0.00	50,000	0.00	0	0.00
TOTAL - TRF	0	0.00	50,000	0.00	50,000	0.00	0	0.00
<b>TOTAL</b>	<b>0</b>	<b>0.00</b>	<b>50,000</b>	<b>0.00</b>	<b>50,000</b>	<b>0.00</b>	<b>0</b>	<b>0.00</b>
<b>GRAND TOTAL</b>	<b>\$0</b>	<b>0.00</b>	<b>\$50,000</b>	<b>0.00</b>	<b>\$50,000</b>	<b>0.00</b>	<b>\$0</b>	<b>0.00</b>

9/24/21 9:22

im\_disummary



# DCI

# DECISION ITEM DETAIL

Budget Unit	FY 2021	FY 2021	FY 2022	FY 2022	FY 2023	FY 2023	*****	*****
Decision Item	ACTUAL	ACTUAL	BUDGET	BUDGET	DEPT REQ	DEPT REQ	SECURED	SECURED
Budget Object Class	DOLLAR	FTE	DOLLAR	FTE	DOLLAR	FTE	COLUMN	COLUMN
<b>S&amp;L FUND TRANSFER TO GR</b>								
<b>CORE</b>								
TRANSFERS OUT	0	0.00	50,000	0.00	50,000	0.00	0	0.00
TOTAL - TRF	0	0.00	50,000	0.00	50,000	0.00	0	0.00
<b>GRAND TOTAL</b>	<b>\$0</b>	<b>0.00</b>	<b>\$50,000</b>	<b>0.00</b>	<b>\$50,000</b>	<b>0.00</b>	<b>\$0</b>	<b>0.00</b>
GENERAL REVENUE	\$0	0.00	\$0	0.00	\$0	0.00		0.00
FEDERAL FUNDS	\$0	0.00	\$0	0.00	\$0	0.00		0.00
OTHER FUNDS	\$0	0.00	\$50,000	0.00	\$50,000	0.00		0.00

## PROGRAM DESCRIPTION

Department of Commerce and Insurance

HB Section(s): 7.445

Savings and Loan Supervision Fund Transfer to General Revenue

Program is found in the following core budget(s): Savings and Loan Supervision Fund Transfer to General Revenue

**1a. What strategic priority does this program address?**

See Division of Finance program description.

**1b. What does this program do?**

- This transfer provides the mechanism by which any amount remaining in the Savings and Loan Supervision Fund at the end of the fiscal year which exceeds five percent of the amount assessed to savings and loan associations can be transferred to General Revenue in accordance with Section 369.324, RSMo.

**2a. Provide an activity measure(s) for the program.**

For performance measures, see Division of Finance program description.

**2b. Provide a measure(s) of the program's quality.**

For performance measures, see Division of Finance program description.


**2c. Provide a measure(s) of the program's impact.**

For performance measures, see Division of Finance program description.

**2d. Provide a measure(s) of the program's efficiency.**

For performance measures, see Division of Finance program description.

**3. Provide actual expenditures for the prior three fiscal years and planned expenditures for the current fiscal year. (Note: Amounts do not include fringe benefit costs.)**



**4. What are the sources of the "Other " funds?**

Division of Savings and Loan Supervision Fund (0549)

**5. What is the authorization for this program, i.e., federal or state statute, etc.? (Include the federal program number, if applicable.)**

State Statute: Section 369.324, RSMo.

**6. Are there federal matching requirements? If yes, please explain.**

N/A

**7. Is this a federally mandated program? If yes, please explain.**

No

## CORE DECISION ITEM

Department of Commerce and Insurance					Budget Unit					42640C														
Professional Registration										HB Section										7.450				
Core - Professional Registration Administration																								
1. CORE FINANCIAL SUMMARY																								
FY 2023 Budget Request										FY 2023 Governor's Recommendation														
	GR	Federal	Other	Total							GR	Federal	Other	Total										
PS	0	0	3,939,483	3,939,483	PS		0	0	0	0		0	0	0										
EE	0	0	2,072,838	2,072,838	EE		0	0	0	0		0	0	0										
PSD	0	0	125,000	125,000	PSD		0	0	0	0		0	0	0										
TRF	0	0	0	0	TRF		0	0	0	0		0	0	0										
Total	0	0	6,137,321	6,137,321	Total		0	0	0	0		0	0	0										
FTE	0.00	0.00	90.00	90.00	FTE		0.00	0.00	0.00	0.00		0.00	0.00	0.00										
Est. Fringe	0	0	2,652,245	2,652,245	Est. Fringe		0	0	0	0		0	0	0										
Note: Fringes budgeted in House Bill 5 except for certain fringes budgeted directly to MoDOT, Highway Patrol, and Conservation.					Note: Fringes budgeted in House Bill 5 except for certain fringes budgeted directly to MoDOT, Highway Patrol, and Conservation.																			
Other Funds: Professional Registration Fees Fund (0689)					Other Funds:																			
2. CORE DESCRIPTION																								
This core ensures the Division of Professional Registration Administration can continue to provide the accounting, budgeting, fee collection, building maintenance, and other various services to the boards and commissions which regulate professions within Missouri.																								
In addition, this core ensures the statutory regulation of boxers, wrestlers, martial arts, amateur kickboxing, professional mixed martial arts, amateur mixed martial arts, judges, referees, timekeepers, announcers, promoters, athlete agents, acupuncturists, behavior analysts, dietitians, endowed care cemeteries, electrical contractors, geologists, hearing instrument specialists, interior designers, interpreters, marital and family therapists, massage therapists, occupational therapists, private investigators, private fire investigators, professional counselors, psychologists, real estate appraisers, respiratory therapists, social workers, tattoo artists, branders, and body piercers licensed in Missouri will continue.																								
Finally, this core includes funding for board personnel and board member per diem for the following boards: Chiropractic, Cosmetology & Barbers, Embalmers & Funeral Directors, Optometry, Podiatry, and Veterinary.																								

## CORE DECISION ITEM

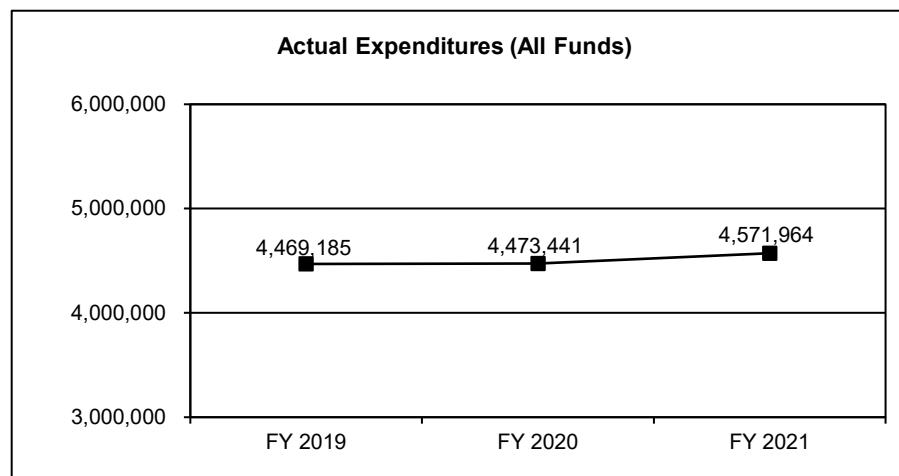
<b>Department of Commerce and Insurance</b>	<b>Budget Unit</b>	<b>42640C</b>
<b>Professional Registration</b>		
<b>Core - Professional Registration Administration</b>	<b>HB Section</b>	<b>7.450</b>

### 3. PROGRAM LISTING (list programs included in this core funding)

Professional Registration Administration	Missouri Board of Geologist Registration	Board of Private Investigator and Private
Missouri Acupuncturist Advisory Committee	Missouri Board of Examiners for Hearing Instrument	Fire Investigator Examiners
Missouri Office of Athlete Agents	Specialists	Committee for Professional Counselors
Office of Athletics	Interior Design Council	State Committee of Psychologists
Missouri State Board of Chiropractic Examiners (PS Only)	Missouri State Committee of Interpreters	Missouri Real Estate Appraisers Commission
Board of Cosmetology & Barbers Examiners(PS Only)	State Committee for Marital & Family Therapists	Missouri Board for Respiratory Care
State Committee for Dietitians	Missouri Board of Occupational Therapy	State Committee for Social Workers
Office of Statewide Electrical Contractors	State Board of Optometry (PS Only)	Office of Tattooing, Body Piercing & Branding
State Board of Embalmers & Funeral Directors (PS Only)	State Board of Podiatric Medicine (PS Only)	Board of Therapeutic Massage
Office of Endowed Care Cemeteries		Missouri Veterinary Medical Board (PS Only)

### 4. FINANCIAL HISTORY

	<b>FY 2019 Actual</b>	<b>FY 2020 Actual</b>	<b>FY 2021 Actual</b>	<b>FY 2022 Current Yr.</b>
Appropriation (All Funds)	5,847,906	6,022,991	6,093,053	6,137,321
Less Reverted (All Funds)	0	0	0	0
Less Restricted (All Funds)	0	0	0	0
Budget Authority (All Funds)	5,847,906	6,022,991	6,093,053	6,137,321
Actual Expenditures (All Funds)	4,469,185	4,473,441	4,571,964	N/A
Unexpended (All Funds)	1,378,721	1,549,550	1,521,089	N/A
Unexpended, by Fund:				
General Revenue	0	0	0	N/A
Federal	0	0	0	N/A
Other	1,378,721	1,549,550	1,521,089	N/A
	(1)	(2)	(3)	



Reverted includes the statutory three percent reserve amount (when applicable).

Restricted includes any Governor's expenditure restrictions which remained at the end of the fiscal year (when applicable).

**NOTES:** (1) Unexpended amount is due to staff turnover, less than anticipated expenditures including the National Registry for Real Estate Appraisers (\$133,920 of \$900,000 expended).  
(2) Unexpended amount is due to staff turnover, less than anticipated expenditures including the National Registry for Real Estate Appraisers (\$145,895 of \$900,000 expended).  
(3) Unexpended amount is due to staff turnover, less than anticipated expenditures including the National Registry for Real Estate Appraisers (\$318,860 of \$900,000 expended).

**CORE RECONCILIATION DETAIL**

**DEPT OF COMMERCE AND INSURANCE**  
**PR ADMINISTRATION**

**5. CORE RECONCILIATION DETAIL**

	<b>Budget Class</b>	<b>FTE</b>	<b>GR</b>	<b>Federal</b>	<b>Other</b>	<b>Total</b>	<b>Explanation</b>
<b>TAFP AFTER VETOES</b>							
	PS	90.00	0	0	3,939,483	3,939,483	
	EE	0.00	0	0	2,072,838	2,072,838	
	PD	0.00	0	0	125,000	125,000	
	<b>Total</b>	<b>90.00</b>	<b>0</b>	<b>0</b>	<b>6,137,321</b>	<b>6,137,321</b>	
<b>DEPARTMENT CORE REQUEST</b>							
	PS	90.00	0	0	3,939,483	3,939,483	
	EE	0.00	0	0	2,072,838	2,072,838	
	PD	0.00	0	0	125,000	125,000	
	<b>Total</b>	<b>90.00</b>	<b>0</b>	<b>0</b>	<b>6,137,321</b>	<b>6,137,321</b>	
<b>GOVERNOR'S RECOMMENDED CORE</b>							
	PS	90.00	0	0	3,939,483	3,939,483	
	EE	0.00	0	0	2,072,838	2,072,838	
	PD	0.00	0	0	125,000	125,000	
	<b>Total</b>	<b>90.00</b>	<b>0</b>	<b>0</b>	<b>6,137,321</b>	<b>6,137,321</b>	

## DCI

## DECISION ITEM SUMMARY

Budget Unit								
Decision Item	FY 2021	FY 2021	FY 2022	FY 2022	FY 2023	FY 2023	*****	*****
Budget Object Summary	ACTUAL	ACTUAL	BUDGET	BUDGET	DEPT REQ	DEPT REQ	SECURED	SECURED
Fund	DOLLAR	FTE	DOLLAR	FTE	DOLLAR	FTE	COLUMN	COLUMN
<b>PR ADMINISTRATION</b>								
<b>CORE</b>								
PERSONAL SERVICES								
PROFESSIONAL REGISTRATION FEES	3,511,416	85.89	3,939,483	90.00	3,939,483	90.00	0	0.00
TOTAL - PS	3,511,416	85.89	3,939,483	90.00	3,939,483	90.00	0	0.00
EXPENSE & EQUIPMENT								
PROFESSIONAL REGISTRATION FEES	1,023,094	0.00	2,072,838	0.00	2,072,838	0.00	0	0.00
TOTAL - EE	1,023,094	0.00	2,072,838	0.00	2,072,838	0.00	0	0.00
PROGRAM-SPECIFIC								
PROFESSIONAL REGISTRATION FEES	37,454	0.00	125,000	0.00	125,000	0.00	0	0.00
TOTAL - PD	37,454	0.00	125,000	0.00	125,000	0.00	0	0.00
<b>TOTAL</b>	<b>4,571,964</b>	<b>85.89</b>	<b>6,137,321</b>	<b>90.00</b>	<b>6,137,321</b>	<b>90.00</b>	<b>0</b>	<b>0.00</b>
<b>Pay Plan FY22-Cost to Continue - 0000013</b>								
PERSONAL SERVICES								
PROFESSIONAL REGISTRATION FEES	0	0.00	0	0.00	39,002	0.00	0	0.00
TOTAL - PS	0	0.00	0	0.00	39,002	0.00	0	0.00
<b>TOTAL</b>	<b>0</b>	<b>0.00</b>	<b>0</b>	<b>0.00</b>	<b>39,002</b>	<b>0.00</b>	<b>0</b>	<b>0.00</b>
<b>GRAND TOTAL</b>	<b>\$4,571,964</b>	<b>85.89</b>	<b>\$6,137,321</b>	<b>90.00</b>	<b>\$6,176,323</b>	<b>90.00</b>	<b>\$0</b>	<b>0.00</b>

9/24/21 9:22

im\_disummary

## FLEXIBILITY REQUEST FORM

<b>BUDGET UNIT NUMBER:</b> 42640C <b>BUDGET UNIT NAME:</b> Professional Registration Administration <b>HOUSE BILL SECTION:</b> 7.450	<b>DEPARTMENT:</b> Commerce and Insurance <b>DIVISION:</b> Professional Registration
--	---

**1. Provide the amount by fund of personal service flexibility and the amount by fund of expense and equipment flexibility you are requesting in dollar and percentage terms and explain why the flexibility is needed. If flexibility is being requested among divisions, provide the amount by fund of flexibility you are requesting in dollar and percentage terms and explain why the flexibility is needed.**

### DEPARTMENT REQUEST

The Division of Professional Registration is requesting 5% flexibility between the Personal Service and Expense and Equipment appropriations in fund 0689 (Professional Registration Administration). This flexibility ensures that the Division will have the ability to immediately address any identified operational needs due to increasing workloads.

Total PS - \$3,939,483 \* 5% = \$196,974

Total EE - \$2,072,838 \* 5% = \$103,642

**2. Estimate how much flexibility will be used for the budget year. How much flexibility was used in the Prior Year Budget and the Current Year Budget? Please specify the amount.**

PRIOR YEAR ACTUAL AMOUNT OF FLEXIBILITY USED	CURRENT YEAR ESTIMATED AMOUNT OF FLEXIBILITY THAT WILL BE USED	BUDGET REQUEST ESTIMATED AMOUNT OF FLEXIBILITY THAT WILL BE USED
\$0	The division has 5% flex in current year budget.	The division will use flexibility only if necessary.

**3. Please explain how flexibility was used in the prior and/or current years.**

PRIOR YEAR EXPLAIN ACTUAL USE	CURRENT YEAR EXPLAIN PLANNED USE
Flexibility was not used in the prior year.	The division will use flexibility only if necessary.

## DCI

## DECISION ITEM DETAIL

Budget Unit	FY 2021	FY 2021	FY 2022	FY 2022	FY 2023	FY 2023	*****	*****
Decision Item	ACTUAL	ACTUAL	BUDGET	BUDGET	DEPT REQ	DEPT REQ	SECURED	SECURED
Budget Object Class	DOLLAR	FTE	DOLLAR	FTE	DOLLAR	FTE	COLUMN	COLUMN
<b>PR ADMINISTRATION</b>								
<b>CORE</b>								
PRINTING/MAIL TECHNICIAN III	1,292	0.04	0	0.00	0	0.00	0	0.00
PROCUREMENT OFCR I	1,661	0.04	0	0.00	0	0.00	0	0.00
BUDGET ANAL II	2,138	0.04	0	0.00	0	0.00	0	0.00
ACCOUNTING CLERK	1,339	0.04	0	0.00	0	0.00	0	0.00
ACCOUNTING GENERALIST I	4,391	0.13	0	0.00	0	0.00	0	0.00
RESEARCH ANAL II	1,792	0.04	0	0.00	0	0.00	0	0.00
PUBLIC INFORMATION SPEC II	1,760	0.04	0	0.00	0	0.00	0	0.00
PERSONNEL CLERK	1,433	0.04	0	0.00	0	0.00	0	0.00
INVESTIGATOR I	6,056	0.17	0	0.00	0	0.00	0	0.00
INVESTIGATOR II	3,562	0.08	0	0.00	0	0.00	0	0.00
INVESTIGATOR III	1,931	0.04	0	0.00	0	0.00	0	0.00
INSURANCE FINANCIAL ANAL SPEC	2,127	0.04	0	0.00	0	0.00	0	0.00
INSURANCE FINANCIAL ANALYST II	3,529	0.08	0	0.00	0	0.00	0	0.00
INSPECTOR (PROF REGISTRATION)	15,043	0.45	0	0.00	0	0.00	0	0.00
INSP SUPV (PROF REGISTRATION)	1,560	0.04	0	0.00	0	0.00	0	0.00
PROF REG ADMSTV COOR	5,572	0.13	0	0.00	0	0.00	0	0.00
FISCAL & ADMINISTRATIVE MGR B1	5,564	0.08	0	0.00	0	0.00	0	0.00
INVESTIGATION MGR B1	2,400	0.04	0	0.00	0	0.00	0	0.00
PROCESSING TECHNICIAN I	788	0.03	0	0.00	0	0.00	0	0.00
PROCESSING TECHNICIAN II	30,267	1.00	0	0.00	0	0.00	0	0.00
PROCESSING TECHNICIAN III	7,034	0.21	0	0.00	0	0.00	0	0.00
PROCESSING TECHNICIAN SUPV	3,503	0.09	0	0.00	0	0.00	0	0.00
DIVISION DIRECTOR	48,654	0.44	120,027	1.00	120,027	1.00	0	0.00
DESIGNATED PRINCIPAL ASST DIV	146,817	2.00	145,195	3.00	150,195	3.00	0	0.00
LEGAL COUNSEL	130,702	1.95	135,376	2.00	135,376	2.00	0	0.00
BOARD MEMBER	44,352	3.17	57,898	0.00	57,898	0.00	0	0.00
CLERK	31,299	0.79	58,786	0.00	58,786	0.00	0	0.00
MISCELLANEOUS TECHNICAL	10,500	0.13	0	0.00	0	0.00	0	0.00
INSPECTOR	20,850	0.80	64,324	0.00	64,324	0.00	0	0.00
CONSULTING PHYSICIAN	0	0.00	36,863	0.00	36,863	0.00	0	0.00
SPECIAL ASST OFFICIAL & ADMSTR	179,589	2.83	184,902	3.00	209,722	3.00	0	0.00
PRINCIPAL ASST BOARD/COMMISSON	503,642	7.57	522,000	8.00	522,000	8.00	0	0.00



## DCI

## DECISION ITEM DETAIL

Budget Unit	FY 2021	FY 2021	FY 2022	FY 2022	FY 2023	FY 2023	*****	*****
Decision Item	ACTUAL	ACTUAL	BUDGET	BUDGET	DEPT REQ	DEPT REQ	SECURED	SECURED
Budget Object Class	DOLLAR	FTE	DOLLAR	FTE	DOLLAR	FTE	COLUMN	COLUMN
<b>PR ADMINISTRATION</b>								
<b>CORE</b>								
ADMIN SUPPORT ASSISTANT	29,708	0.96	32,320	1.00	32,320	1.00	0	0.00
ADMIN SUPPORT PROFESSIONAL	160,191	3.63	133,263	3.00	176,944	4.00	0	0.00
ADMINISTRATIVE MANAGER	64,450	0.96	69,334	1.00	72,534	1.00	0	0.00
ASSOCIATE CUSTOMER SERVICE REP	6,700	0.25	54,588	2.00	0	0.00	0	0.00
CUSTOMER SERVICE REP	688,338	22.84	722,084	25.00	724,638	27.00	0	0.00
LEAD CUSTOMER SERVICE REP	109,409	3.31	171,472	5.00	131,936	4.00	0	0.00
CUSTOMER SERVICE SUPERVISOR	80,561	2.16	76,694	2.00	76,694	2.00	0	0.00
ASSOC RESEARCH/DATA ANALYST	42,697	0.96	45,349	1.00	49,290	1.00	0	0.00
SR PUBLIC RELATIONS SPECIALIST	32,421	0.77	43,393	1.00	43,393	1.00	0	0.00
AGENCY BUDGET ANALYST	50,266	0.96	52,231	1.00	56,310	1.00	0	0.00
ACCOUNTS ASSISTANT	15,905	0.49	33,912	1.00	0	0.00	0	0.00
SENIOR ACCOUNTS ASSISTANT	115,415	3.30	107,106	3.00	143,106	4.00	0	0.00
ACCOUNTANT MANAGER	67,700	0.96	70,321	1.00	70,321	1.00	0	0.00
PROCUREMENT ANALYST	35,370	0.89	40,027	1.00	40,027	1.00	0	0.00
HUMAN RESOURCES ASSISTANT	28,482	0.83	35,239	1.00	0	0.00	0	0.00
HUMAN RESOURCES GENERALIST	9,527	0.24	0	0.00	40,000	1.00	0	0.00
NON-COMMISSIONED INVESTIGATOR	141,094	3.98	180,511	5.00	180,511	5.00	0	0.00
SR NON-COMMISSION INVESTIGATOR	71,536	1.68	88,327	2.00	88,327	2.00	0	0.00
NON-COMMSSN INVESTIGATOR SPV	41,778	0.90	47,773	1.00	47,773	1.00	0	0.00
INVESTIGATIONS MANAGER	42,897	0.74	59,868	1.00	59,868	1.00	0	0.00
REGULATORY INSPECTOR	306,137	9.06	374,039	11.00	374,039	11.00	0	0.00
REGULATORY INSPECTOR SPV	35,871	0.96	38,369	1.00	38,369	1.00	0	0.00
REGULATORY AUDITOR	64,904	1.53	85,546	2.00	85,546	2.00	0	0.00
SENIOR REGULATORY AUDITOR	4,253	0.08	52,346	1.00	0	0.00	0	0.00
REGULATORY AUDITOR SUPERVISOR	44,659	0.88	0	0.00	52,346	1.00	0	0.00
<b>TOTAL - PS</b>	<b>3,511,416</b>	<b>85.89</b>	<b>3,939,483</b>	<b>90.00</b>	<b>3,939,483</b>	<b>90.00</b>	<b>0</b>	<b>0.00</b>
TRAVEL, IN-STATE	54,514	0.00	146,555	0.00	146,555	0.00	0	0.00
TRAVEL, OUT-OF-STATE	1,984	0.00	53,979	0.00	53,979	0.00	0	0.00
FUEL & UTILITIES	0	0.00	1	0.00	1	0.00	0	0.00
SUPPLIES	121,003	0.00	152,166	0.00	152,166	0.00	0	0.00
PROFESSIONAL DEVELOPMENT	342,540	0.00	952,000	0.00	952,000	0.00	0	0.00
COMMUNICATION SERV & SUPP	55,962	0.00	54,995	0.00	54,995	0.00	0	0.00

## DCI

## DECISION ITEM DETAIL

Budget Unit	FY 2021	FY 2021	FY 2022	FY 2022	FY 2023	FY 2023	*****	*****
Decision Item	ACTUAL	ACTUAL	BUDGET	BUDGET	DEPT REQ	DEPT REQ	SECURED	SECURED
Budget Object Class	DOLLAR	FTE	DOLLAR	FTE	DOLLAR	FTE	COLUMN	COLUMN
<b>PR ADMINISTRATION</b>								
<b>CORE</b>								
PROFESSIONAL SERVICES	162,799	0.00	574,146	0.00	574,146	0.00	0	0.00
M&R SERVICES	71,822	0.00	38,445	0.00	38,445	0.00	0	0.00
COMPUTER EQUIPMENT	1,872	0.00	0	0.00	0	0.00	0	0.00
MOTORIZED EQUIPMENT	138,654	0.00	1	0.00	1	0.00	0	0.00
OFFICE EQUIPMENT	28,060	0.00	22,225	0.00	22,225	0.00	0	0.00
OTHER EQUIPMENT	8,749	0.00	550	0.00	550	0.00	0	0.00
PROPERTY & IMPROVEMENTS	9,860	0.00	25,050	0.00	25,050	0.00	0	0.00
BUILDING LEASE PAYMENTS	7,835	0.00	18,250	0.00	18,250	0.00	0	0.00
EQUIPMENT RENTALS & LEASES	3,598	0.00	2,800	0.00	2,800	0.00	0	0.00
MISCELLANEOUS EXPENSES	13,842	0.00	31,675	0.00	31,675	0.00	0	0.00
<b>TOTAL - EE</b>	<b>1,023,094</b>	<b>0.00</b>	<b>2,072,838</b>	<b>0.00</b>	<b>2,072,838</b>	<b>0.00</b>	<b>0</b>	<b>0.00</b>
REFUNDS	37,454	0.00	125,000	0.00	125,000	0.00	0	0.00
<b>TOTAL - PD</b>	<b>37,454</b>	<b>0.00</b>	<b>125,000</b>	<b>0.00</b>	<b>125,000</b>	<b>0.00</b>	<b>0</b>	<b>0.00</b>
<b>GRAND TOTAL</b>	<b>\$4,571,964</b>	<b>85.89</b>	<b>\$6,137,321</b>	<b>90.00</b>	<b>\$6,137,321</b>	<b>90.00</b>	<b>\$0</b>	<b>0.00</b>
<b>GENERAL REVENUE</b>	<b>\$0</b>	<b>0.00</b>	<b>\$0</b>	<b>0.00</b>	<b>\$0</b>	<b>0.00</b>		<b>0.00</b>
<b>FEDERAL FUNDS</b>	<b>\$0</b>	<b>0.00</b>	<b>\$0</b>	<b>0.00</b>	<b>\$0</b>	<b>0.00</b>		<b>0.00</b>
<b>OTHER FUNDS</b>	<b>\$4,571,964</b>	<b>85.89</b>	<b>\$6,137,321</b>	<b>90.00</b>	<b>\$6,137,321</b>	<b>90.00</b>		<b>0.00</b>

## PROGRAM DESCRIPTION

Department of Commerce and Insurance

HB Section(s): 7.450

Professional Registration Administration

Program is found in the following core budget(s): Professional Registration Administration

### 1a. What strategic priority does this program address?

- Strengthen our regulatory relationships while ensuring a level playing field to protect and advocate for the general public
- Innovate to make it easier to connect and work with us
- Develop our team, reward great performance, and retain top talent

### 1b. What does this program do?

- Provides administrative functions to the division boards and commissions such as; human resources, accounting, renewal processing, legislation coordination, legal support, administrative rule submissions, information technology coordination, board meeting scheduling and travel services, board appointments, and financial disclosure forms.
- Also includes the division's Central Investigative Unit for trained investigators and inspectors.
- The core appropriation for Professional Registration Administration includes funding for board personnel and board member per diem for the following boards: Chiropractic, Cosmetology & Barber, Embalmers & Funeral Directors, Optometry, Podiatry and Veterinary.

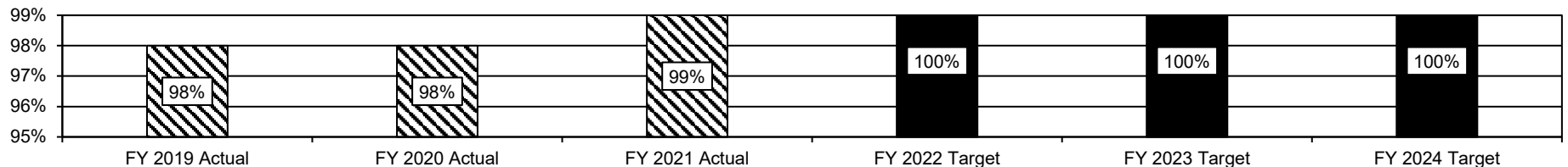
### 2a. Provide an activity measure(s) for the program.

	FY 2019 Actual	FY 2020* Actual	FY 2021 Actual	FY 2022 Target	FY 2023 Target	FY 2024 Target
Licensed Professionals	492,900	507,254	509,908	509,908	509,908	509,908
Board Members	239	239	239	239	239	239
Division Employees	227	227	227	227	227	227
Renewals Processed*	262,491	202,581	277,248	238,793	238,793	238,793

\*FY 2020 Renewals down because of COVID-19 Pandemic.

### 2b. Provide a measure(s) of the program's quality.

**Percent of Executive Directors Satisfied / Highly Satisfied With the Administration Process**



Executive Directors were surveyed about their experience with human resources, accounting, renewal, budget, legislation, legal, rules, travel, investigations, fleet management and printing.

## PROGRAM DESCRIPTION

Department of Commerce and Insurance

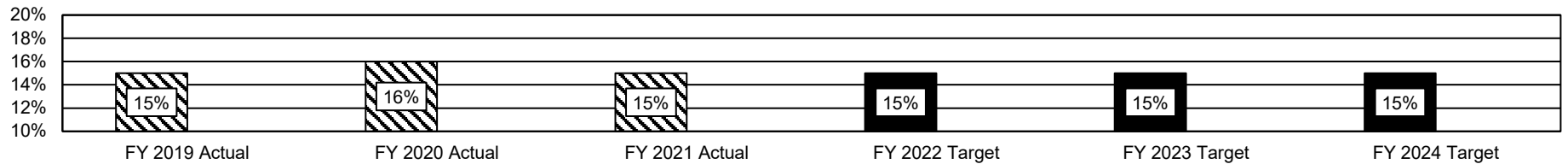
HB Section(s): 7.450

Professional Registration Administration

Program is found in the following core budget(s): Professional Registration Administration

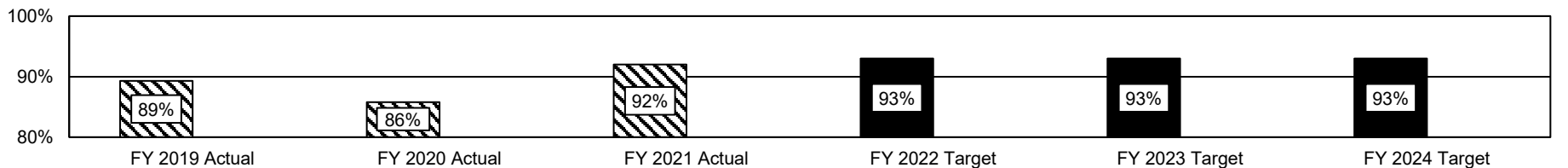
2c. Provide a measure(s) of the program's impact.

### Employee Turnover Rate



2d. Provide a measure(s) of the program's efficiency.


### Percentage of Renewals Processed Online



Note: The division is working to update our system to allow licensees to apply online, to more efficiently renew online, and to access application status, including changing addresses, etc.

3. Provide actual expenditures for the prior three fiscal years and planned expenditures for the current fiscal year. (Note: Amounts do not include fringe benefit costs.)

### Program Expenditure History



**PROGRAM DESCRIPTION**

**Department of Commerce and Insurance**

**HB Section(s):** 7.450

**Professional Registration Administration**

**Program is found in the following core budget(s): Professional Registration Administration**

**4. What are the sources of the "Other " funds?**

Professional Registration Fees Fund (0689)

**5. What is the authorization for this program, i.e., federal or state statute, etc.? (Include the federal program number, if applicable.)**

State Statute: Sections 324.001 - 324.045, RSMo.

**6. Are there federal matching requirements? If yes, please explain.**

N/A

**7. Is this a federally mandated program? If yes, please explain.**

No

## PROGRAM DESCRIPTION

Department of Commerce and Insurance

HB Section(s): 7.450

Missouri Acupuncturist Advisory Committee

Program is found in the following core budget(s): Professional Registration Administration

### 1a. What strategic priority does this program address?

- Strengthen our regulatory relationships while ensuring a level playing field to protect and advocate for the general public
- Innovate to make it easier to connect and work with us
- Develop our team, reward great performance, and retain top talent

### 1b. What does this program do?

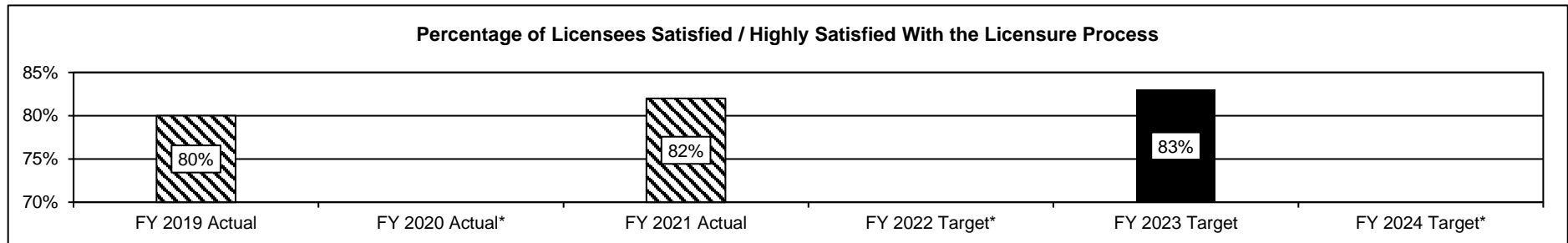
- The Acupuncturist Advisory Committee is responsible for protecting the public from unlicensed, negligent, or incompetent treatment by an acupuncturist.
- The Advisory Committee, in coordination with the State Board of Chiropractic Examiners, enforces licensure standards through the implementation of legislation and administrative regulation.
- Applications are reviewed by the Advisory Committee to ensure an individual is qualified, through education and examination or certification, to provide acupuncture to Missouri consumers in a safe and sanitary manner.
- Complaints and corresponding investigations are reviewed by the Advisory Committee to determine if there is a violation of the law or regulations and make recommendations to the State Board of Chiropractic Examiners regarding complaints that warrant further action.

### 2a. Provide an activity measure(s) for the program.

	FY 2019 Actual	FY 2020 Actual	FY 2021 Actual	FY 2022 Target	FY 2023 Target	FY 2024 Target
Applications Received	10	5	5	7*	7*	7*
Licensed Professionals	150	133	137	140*	140*	140*

\*Target reflects average in new licenses issued in the past three years.

### 2b. Provide a measure(s) of the program's quality.



\*Biennial licenses only renewed in odd years.

Licensees were surveyed about their experience with the committee's licensure procedures, customer service, website and communications.

## PROGRAM DESCRIPTION

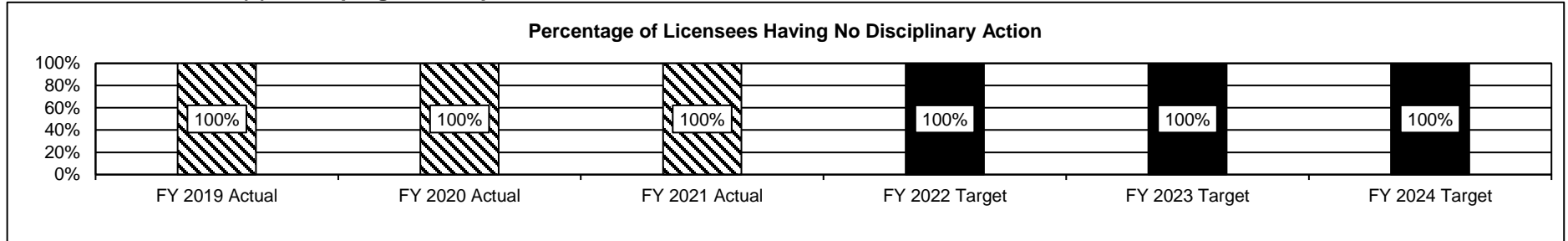
Department of Commerce and Insurance

HB Section(s): 7.450

Missouri Acupuncturist Advisory Committee

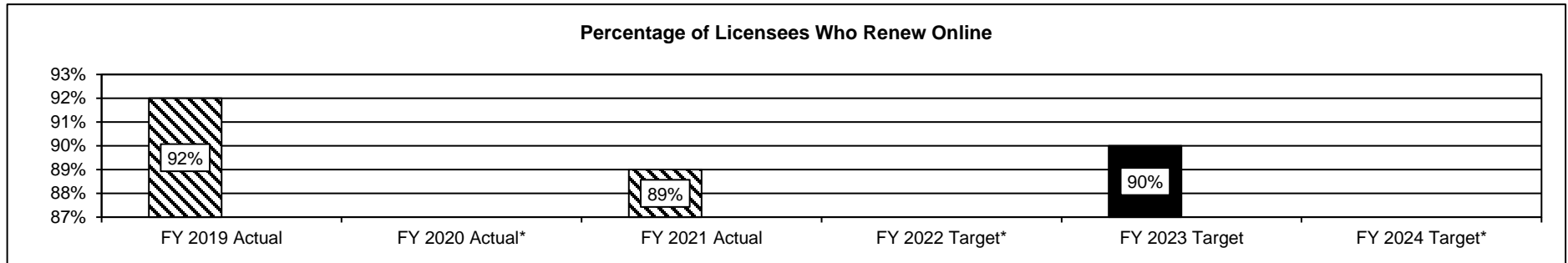
Program is found in the following core budget(s): Professional Registration Administration

### 2c. Provide a measure(s) of the program's impact.



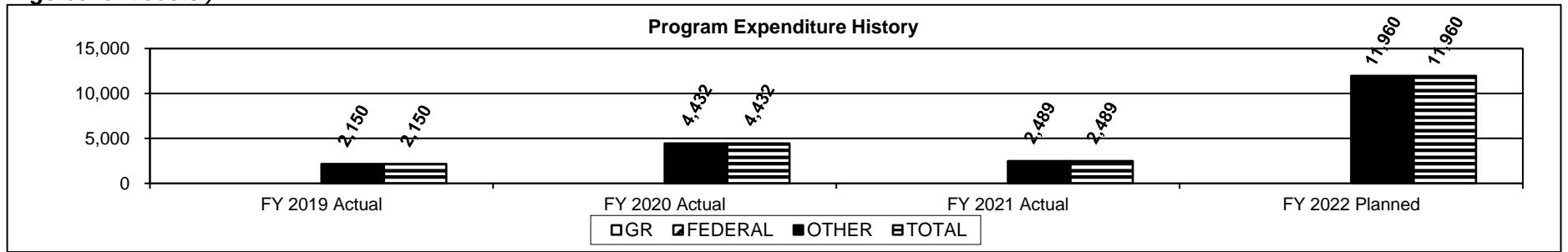
Note: Measure includes all disciplines ranging from a letter of censure to a suspension. Some disciplines may be open-ended and carry over year-to-year.

### 2d. Provide a measure(s) of the program's efficiency.



\*Biennial licenses only renewed in odd years.

### 3. Provide actual expenditures for the prior three fiscal years and planned expenditures for the current fiscal year. (Note: Amounts do not include fringe benefit costs.)



**PROGRAM DESCRIPTION**

**Department of Commerce and Insurance**

**HB Section(s):** 7.450

**Missouri Acupuncturist Advisory Committee**

**Program is found in the following core budget(s): Professional Registration Administration**

**4. What are the sources of the "Other " funds?**

Acupuncturist Fund (0882)

**5. What is the authorization for this program, i.e., federal or state statute, etc.? (Include the federal program number, if applicable.)**

State Statute: Sections 324.475-324.635, RSMo.

**6. Are there federal matching requirements? If yes, please explain.**

N/A

**7. Is this a federally mandated program? If yes, please explain.**

No



## PROGRAM DESCRIPTION

Department of Commerce and Insurance

HB Section(s): 7.450

Missouri Office of Athlete Agents

Program is found in the following core budget(s): Professional Registration Administration

### 1a. What strategic priority does this program address?

- Strengthen our regulatory relationships while ensuring a level playing field to protect and advocate for the general public
- Develop our team, reward great performance, and retain top talent
- Innovate to make it easier to connect and work with us

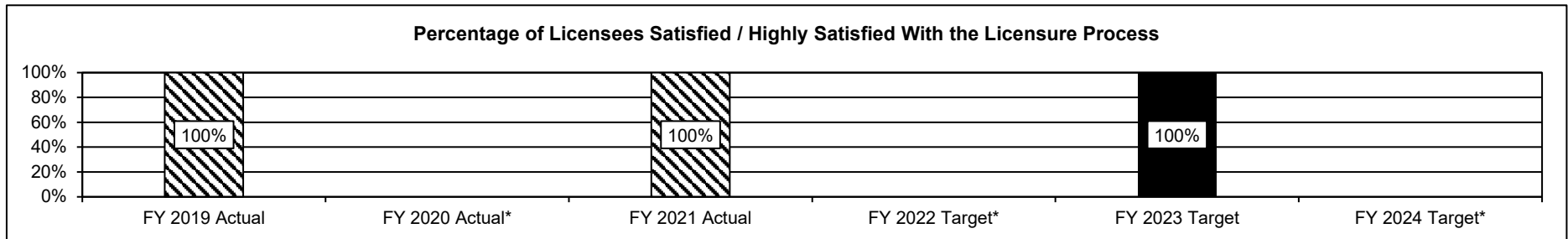
### 1b. What does this program do?

- The Missouri Office of Athlete Agents regulates individuals that negotiate with professional sports teams on behalf of student athletes.
- Licenses athlete agents to ensure adequate education and training.
- Determines discipline of licensees in violation of statutes and regulations and take corrective measures.

### 2a. Provide an activity measure(s) for the program.

	FY 2019 Actual	FY 2020 Actual	FY 2021 Actual	FY 2022 Target	FY 2023 Target	FY 2024 Target
Applications Received	18	13	23	18	18	18
Licensed Professionals	89	58	77	75	75	75

### 2b. Provide a measure(s) of the program's quality.



\*Biennial licenses only renewed in odd years.

Licensees were surveyed about their experience with the office's licensure procedures, customer service, website and communications.

## PROGRAM DESCRIPTION

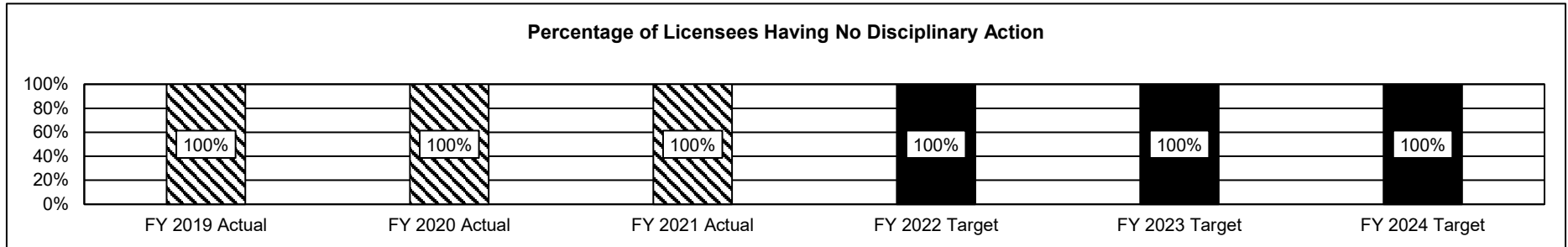
Department of Commerce and Insurance

HB Section(s): 7.450


Missouri Office of Athlete Agents

Program is found in the following core budget(s): Professional Registration Administration

2c. Provide a measure(s) of the program's impact.

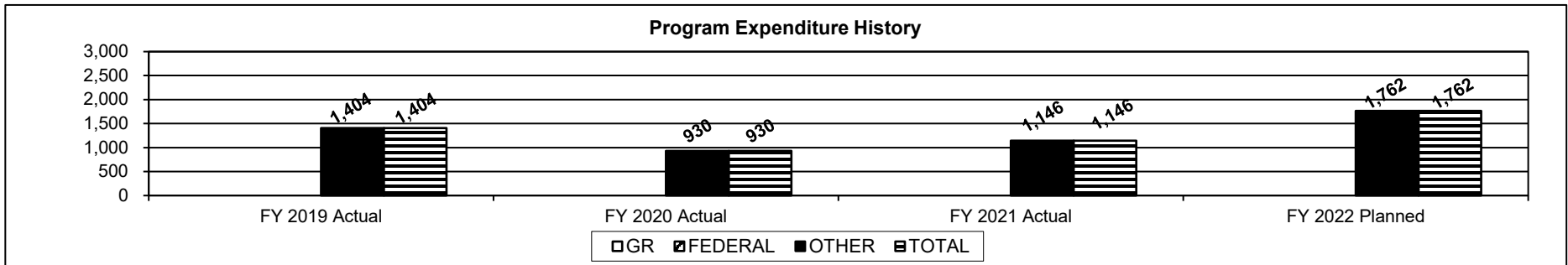


2d. Provide a measure(s) of the program's efficiency.



\*Biennial licenses only renewed in odd years.

3. Provide actual expenditures for the prior three fiscal years and planned expenditures for the current fiscal year. (Note: Amounts do not include fringe benefit costs.)



**PROGRAM DESCRIPTION**

**Department of Commerce and Insurance**

**HB Section(s):** 7.450

**Missouri Office of Athlete Agents**

**Program is found in the following core budget(s): Professional Registration Administration**

**4. What are the sources of the "Other " funds?**

Athlete Agent Fund (0774)

**5. What is the authorization for this program, i.e., federal or state statute, etc.? (Include the federal program number, if applicable.)**

State Statute: Sections 436.218-436.272 RSMo.

**6. Are there federal matching requirements? If yes, please explain.**

N/A

**7. Is this a federally mandated program? If yes, please explain.**

No

## PROGRAM DESCRIPTION

Department of Commerce and Insurance

HB Section(s): 7.450

Office of Athletics

Program is found in the following core budget(s): Professional Registration Administration

### 1a. What strategic priority does this program address?

- Strengthen our regulatory relationships while ensuring a level playing field to protect and advocate for the general public
- Develop our team, reward great performance, and retain top talent
- Innovate to make it easier to connect and work with us

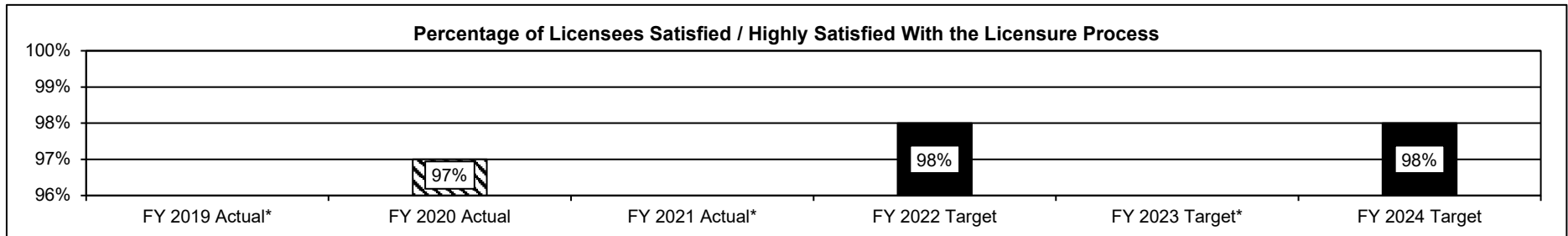
### 1b. What does this program do?

- The Missouri Office of Athletics protects the health and safety of participants in professional boxing, wrestling, martial arts, amateur kickboxing, professional mixed martial arts, amateur mixed martial arts and full contact karate events.
- Licenses and regulates to ensure adequate education and training, investigates consumer complaints and disciplines those subject to the office's supervision.
- Investigates complaints about those practicing without a license or in violation of statutory and regulatory authority.
- The office collects permit and license fees and assesses a tax of five percent of the gross receipts on all contests.
- Office staff attends every professional boxing and professional mixed martial arts event to monitor and inspect weigh-ins, physicals, safety equipment such as gloves, rings and cages and to ensure the venue meets requirements and the rules of the ring are followed.
- An inspector attends every professional wrestling match to ensure the event meets state requirements.

### 2a. Provide an activity measure(s) for the program.

	FY 2019 Actual	FY 2020 Actual	FY 2021 Actual	FY 2022 Target	FY 2023 Target	FY 2024 Target
Applications Received	1,557	939	822	1,106	1,106	1,106
Licensed Professionals	2,618	3,703	1,579	2,633	2,633	2,633
Number of Supervised Events	184	109	95	129	129	129

### 2b. Provide a measure(s) of the program's quality.



\*Biennial licenses only renewed in even years.

Licensees were surveyed about their experience with the office's licensure procedures, customer service, website and communications.

## PROGRAM DESCRIPTION

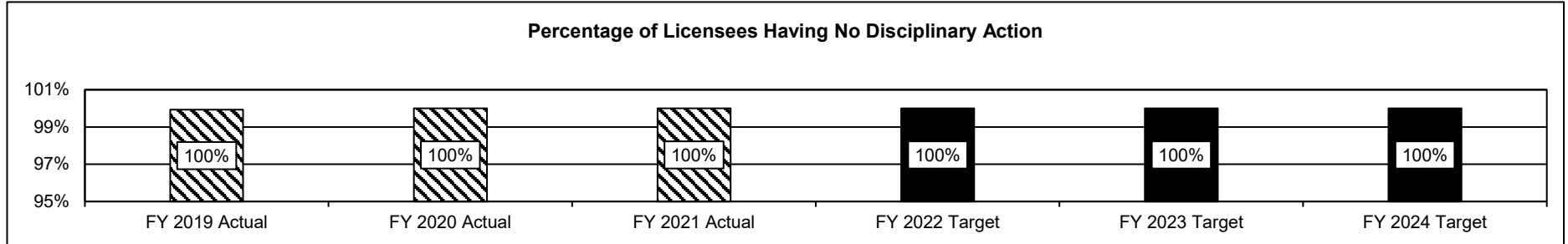
Department of Commerce and Insurance

HB Section(s): 7.450

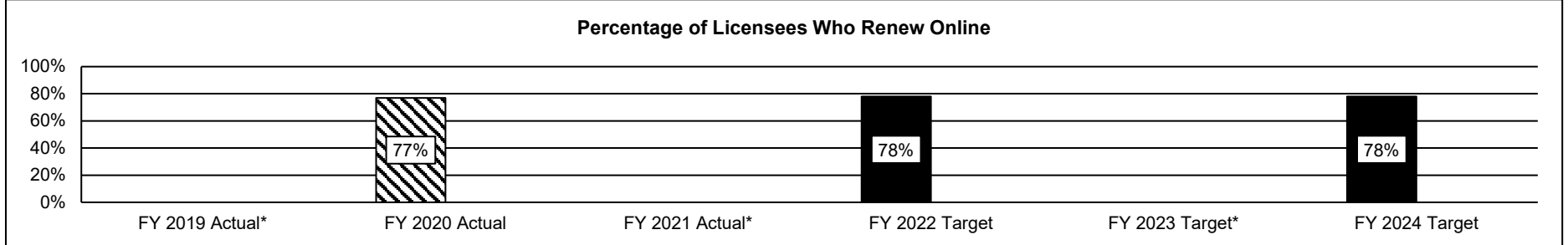
Office of Athletics

Program is found in the following core budget(s): Professional Registration Administration

2c. Provide a measure(s) of the program's impact.




2d. Provide a measure(s) of the program's efficiency.



\*Biennial licenses only renewed in even years.

3. Provide actual expenditures for the prior three fiscal years and planned expenditures for the current fiscal year. (Note: Amounts do not include fringe benefit costs.)



**PROGRAM DESCRIPTION**

**Department of Commerce and Insurance**

**HB Section(s):** 7.450

**Office of Athletics**

**Program is found in the following core budget(s): Professional Registration Administration**

**4. What are the sources of the "Other " funds?**

Athletic Fund (0693)

**5. What is the authorization for this program, i.e., federal or state statute, etc.? (Include the federal program number, if applicable.)**

State Statute: Sections 317.001-317.021 RSMo.

**6. Are there federal matching requirements? If yes, please explain.**

N/A

**7. Is this a federally mandated program? If yes, please explain.**

No

## PROGRAM DESCRIPTION

Department of Commerce and Insurance

HB Section(s): 7.450 / 7.465

State Board of Chiropractic Examiners

Program is found in the following core budget(s): Professional Registration Administration, State Board of Chiropractic Examiners

FY 2022 PLANNED			
	Chiropractic	PR Admin	TOTAL
OTHER	132,146	86,058	218,204

### 1a. What strategic priority does this program address?

- Strengthen our regulatory relationships while ensuring a level playing field to protect and advocate for the general public
- Develop our team, reward great performance, and retain top talent
- Innovate to make it easier to connect and work with us

### 1b. What does this program do?

- The board protects the public from unlicensed, negligent, and incompetent treatment by a chiropractic physician.
- The board enforces licensure standards by implementing legislation and administrative regulations, along with monitoring changes within the profession. The board reviews applications to ensure a chiropractic physician is qualified, through education and examination, to provide treatment to Missouri consumers.
- The board reviews complaints and corresponding investigations to ensure chiropractic physicians practice legally, ethically, and competently.

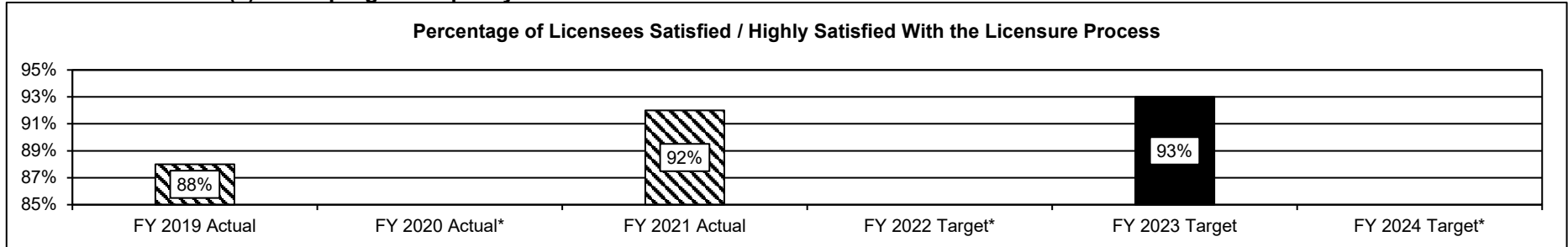
### 2a. Provide an activity measure(s) for the program.

	FY 2019 Actual	FY 2020 Actual	FY 2021 Actual	FY 2022 Target	FY 2023 Target	FY 2024 Target
Applications Received	120	130	160	137*	137*	137*
Licensed Professionals	2,438	2,568	2,504	2,503*	2,503*	2,503*
Outreach Events	11	8**	21	10	10	10

\*Target reflects average in new licenses issued in the past three years.

\*\* 2 events in FY20 were not rescheduled due to COVID-19 Pandemic.

### 2b. Provide a measure(s) of the program's quality.



\*Biennial licenses only renewed in odd years.

Licensees were surveyed about their experience with the board's licensure procedures, customer service, website and communications.

## PROGRAM DESCRIPTION

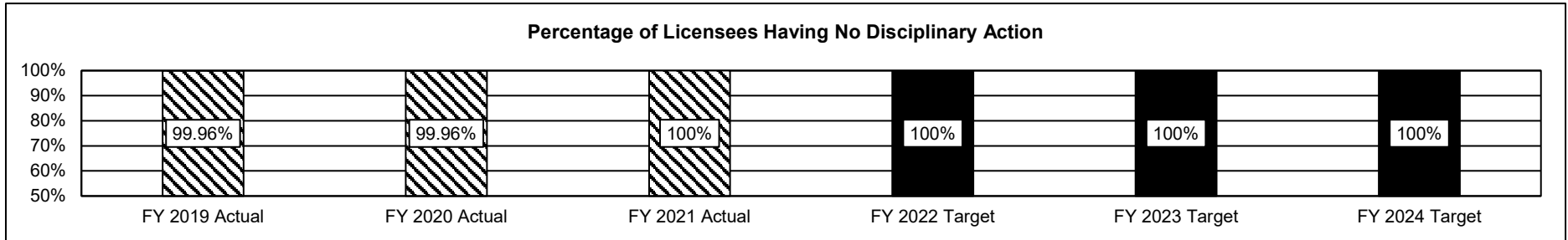
Department of Commerce and Insurance

HB Section(s): 7.450 / 7.465


State Board of Chiropractic Examiners

Program is found in the following core budget(s): Professional Registration Administration, State Board of Chiropractic Examiners

2c. Provide a measure(s) of the program's impact.




2d. Provide a measure(s) of the program's efficiency.



\*Biennial licenses only renewed in odd years.

3. Provide actual expenditures for the prior three fiscal years and planned expenditures for the current fiscal year. (Note: Amounts do not include fringe benefit costs.)





**PROGRAM DESCRIPTION**

**Department of Commerce and Insurance**

**HB Section(s):** 7.450 / 7.465

**State Board of Chiropractic Examiners**

**Program is found in the following core budget(s): Professional Registration Administration, State Board of Chiropractic Examiners**

**4. What are the sources of the "Other " funds?**

State Board of Chiropractic Examiners Fund (0630)

**5. What is the authorization for this program, i.e., federal or state statute, etc.? (Include the federal program number, if applicable.)**

State Statute: Sections 331.010-331.115, RSMo.

**6. Are there federal matching requirements? If yes, please explain.**

N/A

**7. Is this a federally mandated program? If yes, please explain.**

No

## PROGRAM DESCRIPTION

Department of Commerce and Insurance

HB Section(s): 7.450 / 7.470

State Board of Cosmetology and Barber Examiners

Program is found in the following core budget(s): Professional Registration Administration State Board of Cosmetology and Barber Examiners

FY 2022 PLANNED			
	Cosmetology Barber	PR Admin	TOTAL
OTHER	316,334	820,563	1,136,897

### 1a. What strategic priority does this program address?

- Strengthen our regulatory relationships while ensuring a level playing field to protect and advocate for the general public
- Develop our team, reward great performance, and retain top talent
- Innovate to make it easier to connect and work with us

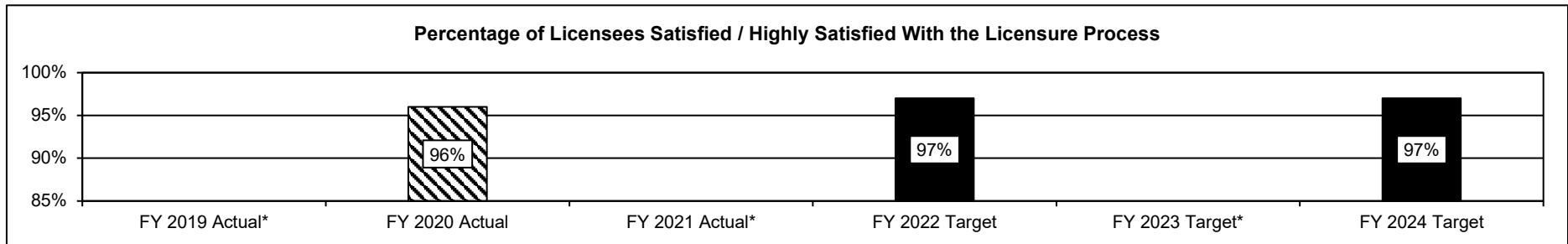
### 1b. What does this program do?

- The board regulates "Barber", "Class CH - hairdresser", "Class MO - manicurist", "Class CA - hairdressing and manicuring", "Class E - estheticians", "Instructor", "Barber establishment", "Cosmetology establishment", "School of cosmetology", "School of barbering", "Apprentice", "Student", and "Cross-over" licensed and by "Hair braider" registered in Missouri.
- The board protects the public's health, safety and welfare by ensuring that only qualified persons are examined and licensed to practice barbering and cosmetology, as well as to strive to reduce the number of instances of incompetent, negligent, fraudulent or dishonest services provided by implementing legislation and administrative rules.

### 2a. Provide an activity measure(s) for the program.

	FY 2019 Actual	FY 2020 Actual	FY 2021 Actual	FY 2022 Target	FY 2023 Target	FY 2024 Target
Applications Received	8,210	9,104	10,894	11,000	11,000	11,000
Licensed Professionals	80,722	76,911	80,981	79,538	79,538	79,538
Outreach Events	4	2	5	5	5	5

### 2b. Provide a measure(s) of the program's quality.



\*Biennial license only renewed in even years.

Licensees were surveyed about their experience with the board's licensure procedures, customer service, website and communications.

## PROGRAM DESCRIPTION

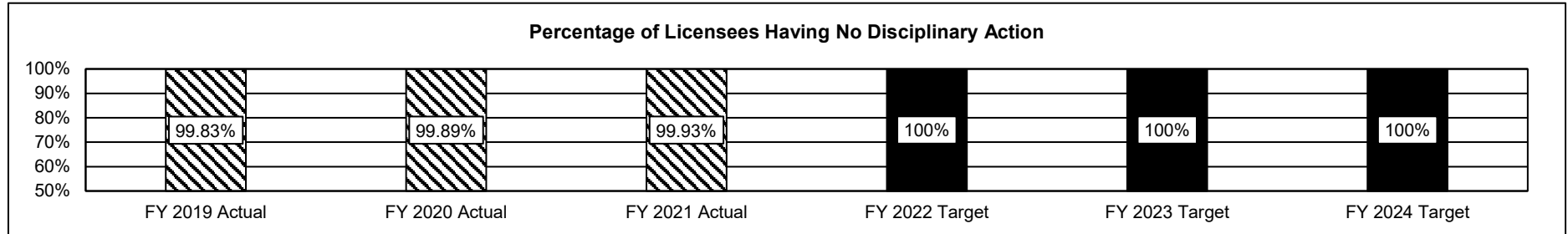
Department of Commerce and Insurance

HB Section(s): 7.450 / 7.470

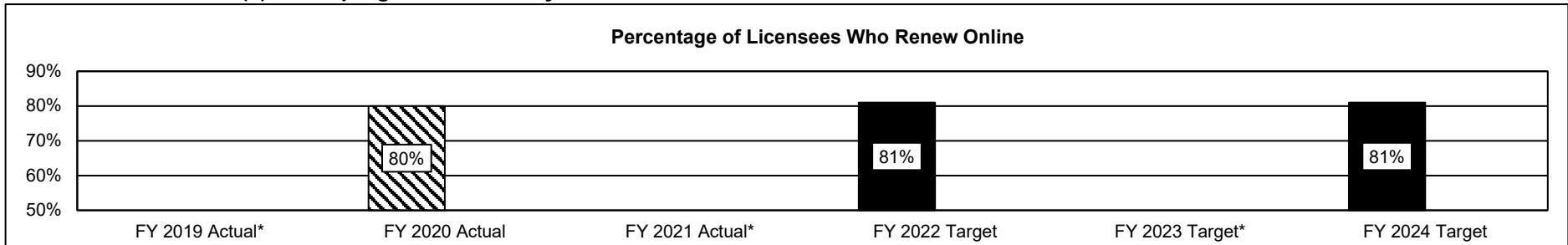
State Board of Cosmetology and Barber Examiners

Program is found in the following core budget(s): Professional Registration Administration State Board of Cosmetology and Barber Examiners

2c. Provide a measure(s) of the program's impact.




2d. Provide a measure(s) of the program's efficiency.



Note: The division is working to update our system to allow licensees to apply online, to more efficiently renew online, and to access application status, including changing addresses, etc.

\*Biennial license only renewed in even years.

3. Provide actual expenditures for the prior three fiscal years and planned expenditures for the current fiscal year. (Note: Amounts do not include fringe benefit costs.)



**PROGRAM DESCRIPTION**

**Department of Commerce and Insurance**

**HB Section(s): 7.450 / 7.470**

**State Board of Cosmetology and Barber Examiners**

**Program is found in the following core budget(s): Professional Registration Administration State Board of Cosmetology and Barber Examiners**

**4. What are the sources of the "Other " funds?**

Board of Cosmetology and Barber Examiners Fund (0785)

**5. What is the authorization for this program, i.e., federal or state statute, etc.? (Include the federal program number, if applicable.)**

State Statute: Sections 328.010-328.160, and 329.010-329.275, RSMo.

**6. Are there federal matching requirements? If yes, please explain.**

N/A

**7. Is this a federally mandated program? If yes, please explain.**

No

## PROGRAM DESCRIPTION

Department of Commerce and Insurance

HB Section(s): 7.450

State Committee of Dietitians

Program is found in the following core budget(s): Professional Registration Administration

### 1a. What strategic priority does this program address?

- Strengthen our regulatory relationships while ensuring a level playing field to protect and advocate for the general public
- Develop our team, reward great performance, and retain top talent
- Innovate to make it easier to connect and work with us


### 1b. What does this program do?

- The State Committee of Dietitians ensures the health, safety and welfare of Missouri citizens by licensing and regulating qualified/competent dietitians.
- The committee reviews applications for licensure to determine acceptable education and experience.
- Receives complaints and imposes discipline if cause exists.
- Also regulates the usage of the title "Licensed Dietitian" and/or "LD".

### 2a. Provide an activity measure(s) for the program.

	FY 2019 Actual	FY 2020 Actual	FY 2021 Actual	FY 2022 Target	FY 2023 Target	FY 2024 Target
Applications Received	203	198	238	213	213	213
Licensed Professionals	2,284	2,122	2,388	2,265	2,265	2,265
Outreach Events	4	3	3	4	4	4

### 2b. Provide a measure(s) of the program's quality.



\*Biennial licenses only renewed in even numbered years.

Licensees were surveyed about their experience with the committee's licensure procedures, customer service, website and communications.

## PROGRAM DESCRIPTION

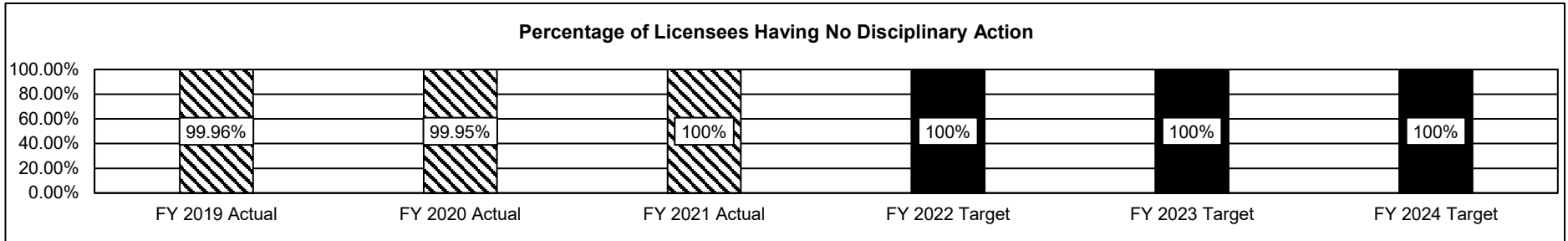
Department of Commerce and Insurance

HB Section(s): 7.450

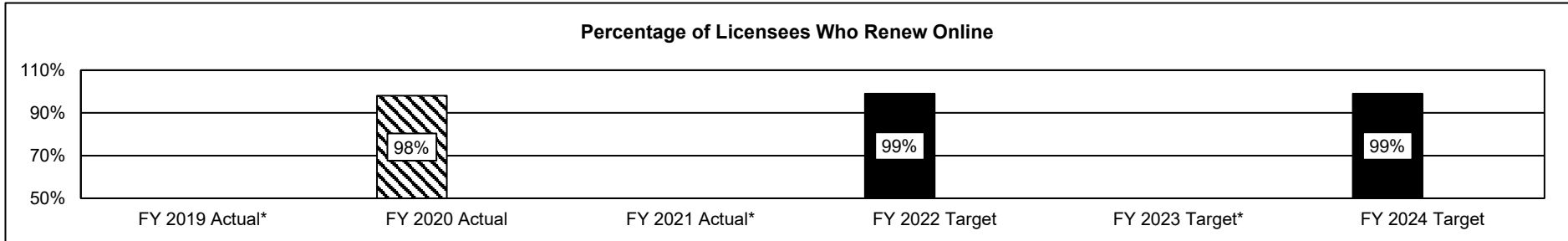
State Committee of Dietitians

Program is found in the following core budget(s): Professional Registration Administration

2c. Provide a measure(s) of the program's impact.




2d. Provide a measure(s) of the program's efficiency.



\*Biennial licenses only renewed in even numbered years.

3. Provide actual expenditures for the prior three fiscal years and planned expenditures for the current fiscal year. (Note: Amounts do not include fringe benefit costs.)



**PROGRAM DESCRIPTION**

**Department of Commerce and Insurance**

**HB Section(s):** 7.450

**State Committee of Dietitians**

**Program is found in the following core budget(s): Professional Registration Administration**

**4. What are the sources of the "Other " funds?**

Dietitian Fund (0857)

**5. What is the authorization for this program, i.e., federal or state statute, etc.? (Include the federal program number, if applicable.)**

State Statute: Sections 324.200-324.228, RSMo.

**6. Are there federal matching requirements? If yes, please explain.**

N/A

**7. Is this a federally mandated program? If yes, please explain.**

No

## PROGRAM DESCRIPTION

Department of Commerce and Insurance

HB Section(s): 7.450

Office of Statewide Electrical Contractors

Program is found in the following core budget(s): Professional Registration Administration

### 1a. What strategic priority does this program address?

- Strengthen our regulatory relationships while ensuring a level playing field to protect and advocate for the general public
- Develop our team, reward great performance, and retain top talent
- Innovate to make it easier to connect and work with us

### 1b. What does this program do?

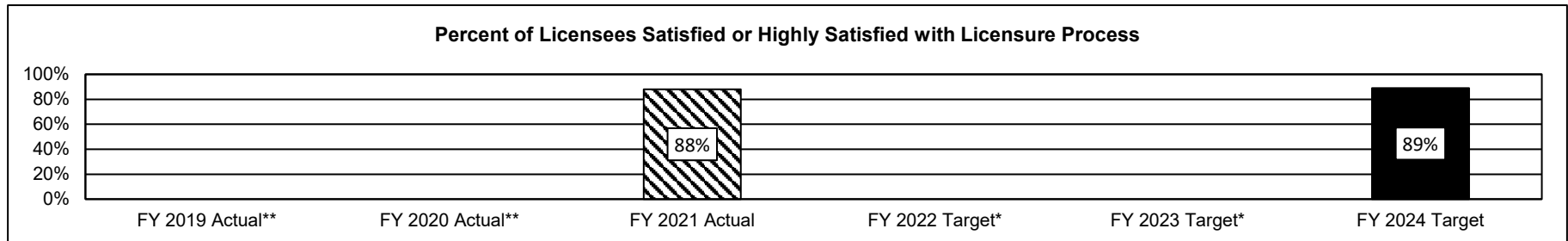
- The Office of Statewide Electrical Contractors protects the citizens of Missouri by ensuring that the licensed electrical contractors have the skills and competency to practice safely.
- Determine discipline of licensees in violation of statutes and regulations and take corrective measures in a timely manner which provides consumers a safe environment.
- Works to create ongoing communication with political subdivisions to ensure compliance.

### 2a. Provide an activity measure(s) for the program.

	FY 2019 Actual*	FY 2020 Actual	FY 2021 Actual	FY 2022 Target	FY 2023 Target	FY 2024 Target
Applications Received	0	402	202	302	302	302
Licensed Professionals	0	382	570	600	600	600
Informational Meetings Held	7	0	1	2	2	2

\*New program started in FY20.

### 2b. Provide a measure(s) of the program's quality.



\*3 year renewals starting FY21.

\*\*New program started in FY20.

Licensees were surveyed about their experience with the office's licensure procedures, customer service, website and communications.



## PROGRAM DESCRIPTION

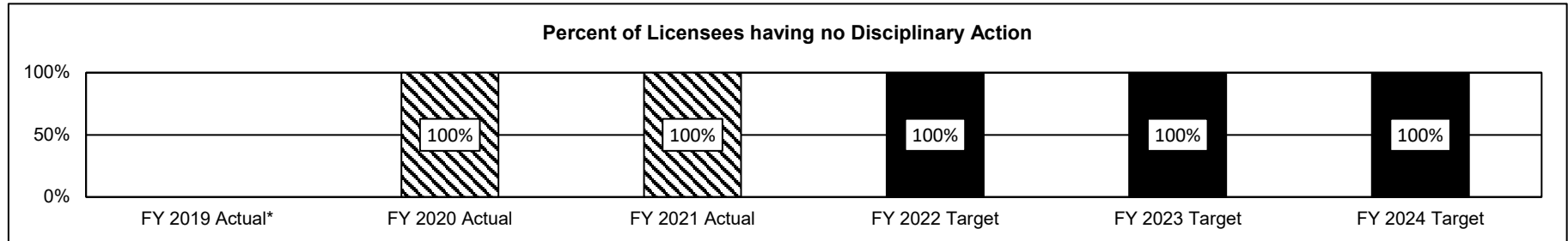
Department of Commerce and Insurance

HB Section(s): 7.450

Office of Statewide Electrical Contractors


Program is found in the following core budget(s): Professional Registration Administration

### 2c. Provide a measure(s) of the program's impact.



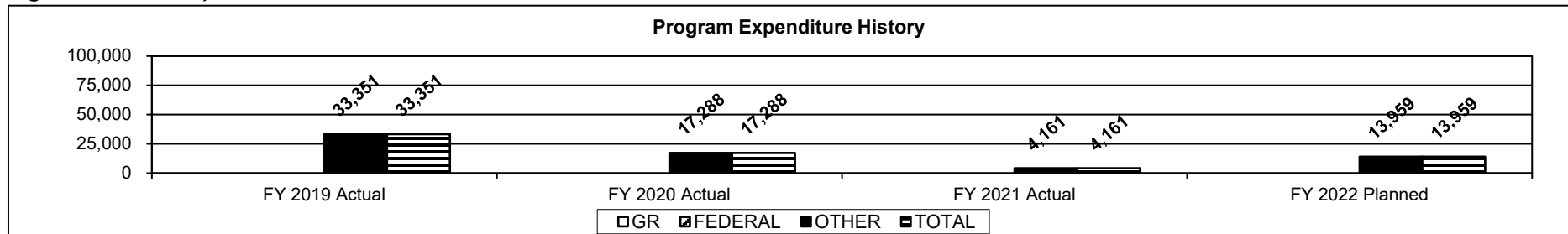
\*New program started in FY20.

### 2d. Provide a measure(s) of the program's efficiency.



\*3 year renewals starting FY21.

### 3. Provide actual expenditures for the prior three fiscal years and planned expenditures for the current fiscal year. (Note: Amounts do not include fringe benefit costs.)



**PROGRAM DESCRIPTION**

**Department of Commerce and Insurance**

**HB Section(s):** 7.450

**Office of Statewide Electrical Contractors**

**Program is found in the following core budget(s): Professional Registration Administration**

**4. What are the sources of the "Other " funds?**

Office of Statewide Electrical Contractors (0721)

**5. What is the authorization for this program, i.e., federal or state statute, etc.? (Include the federal program number, if applicable.)**

State Statute: Sections 324.900 to 324.945 RSMo.

**6. Are there federal matching requirements? If yes, please explain.**

N/A

**7. Is this a federally mandated program? If yes, please explain.**

No

## PROGRAM DESCRIPTION

Department of Commerce and Insurance

HB Section(s): 7.450 / 7.480

State Board of Embalmers and Funeral Directors

Program is found in the following core budget(s): Professional Registration Administration, State Board of Embalmers and Funeral Directors

FY 2022 PLANNED			
	Emb & FDs	PR Admin	TOTAL
OTHER	164,836	265,278	430,114

### 1a. What strategic priority does this program address?

- Strengthen our regulatory relationships while ensuring a level playing field to protect and advocate for the general public
- Develop our team, reward great performance, and retain top talent
- Innovate to make it easier to connect and work with us

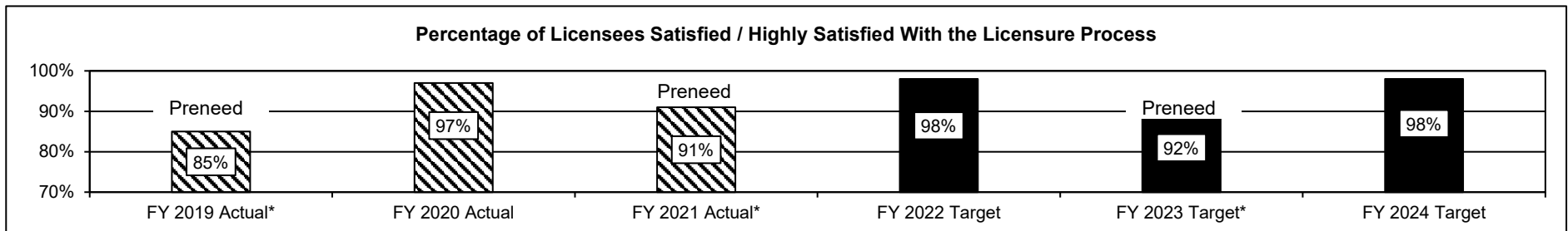
### 1b. What does this program do?

- The board's rules and regulations require licensure for individuals engaged in the practice of embalming, funeral directing, preneed agent, preneed funeral director agent, funeral establishments, preneed sellers and preneed providers, in order to ensure the good of the public.

### 2a. Provide an activity measure(s) for the program.

	FY 2019 Actual	FY 2020 Actual	FY 2021 Actual	FY 2022 Target	FY 2023 Target	FY 2024 Target
Applications Received	420	368	375	400	400	400
Licensed Professionals	6,246	5,941	6,072	6,086	6,086	6,086
Outreach Events	18	7	6	10	10	10

### 2b. Provide a measure(s) of the program's quality.



\*Preneed license renewals occur annually; Other license renewals occur biannually only in even years.

Licensees were surveyed about their experience with the board's licensure procedures, customer service, website and communications.

## PROGRAM DESCRIPTION

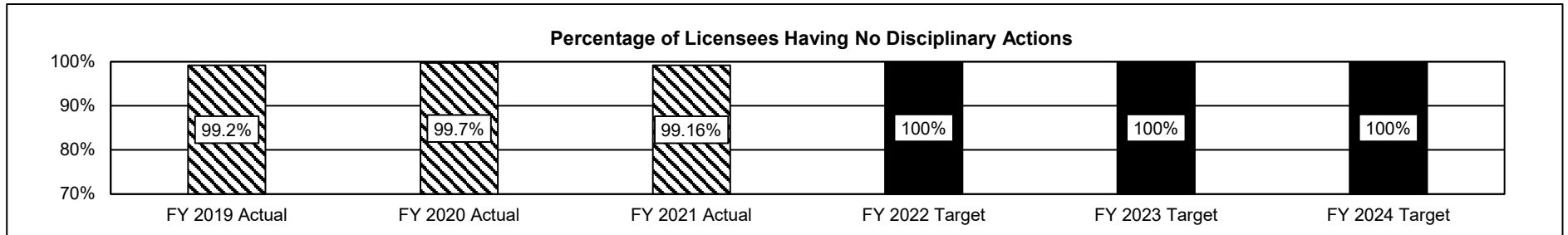
Department of Commerce and Insurance

HB Section(s): 7.450 / 7.480

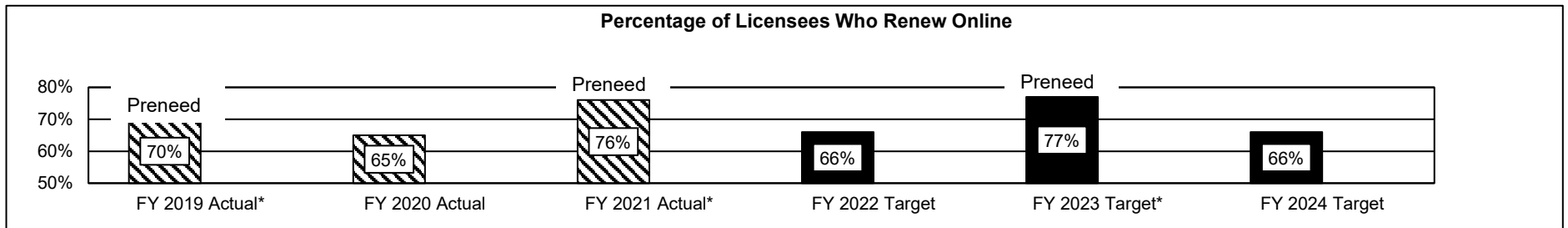
State Board of Embalmers and Funeral Directors

Program is found in the following core budget(s): Professional Registration Administration, State Board of Embalmers and Funeral Directors

2c. Provide a measure(s) of the program's impact.

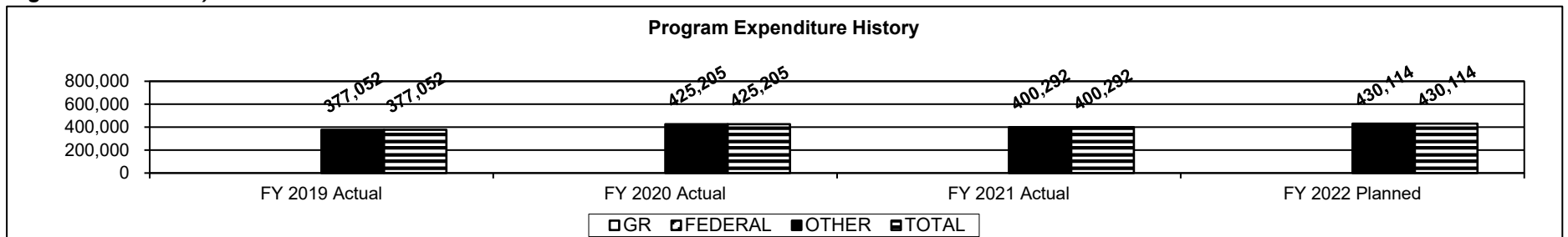


2d. Provide a measure(s) of the program's efficiency.



\*Preneed license renewals occur annually; Other license renewals occur biannually only in even years.

3. Provide actual expenditures for the prior three fiscal years and planned expenditures for the current fiscal year. (Note: Amounts do not include fringe benefit costs.)



**PROGRAM DESCRIPTION**

**Department of Commerce and Insurance**

**HB Section(s): 7.450 / 7.480**

**State Board of Embalmers and Funeral Directors**

**Program is found in the following core budget(s): Professional Registration Administration, State Board of Embalmers and Funeral Directors**

**4. What are the sources of the "Other " funds?**

Board of Embalmers and Funeral Directors Fund (0633)

**5. What is the authorization for this program, i.e., federal or state statute, etc.? (Include the federal program number, if applicable.)**

State Statute: Sections 333.011-333.340 and 436.400-436.525, RSMo.

**6. Are there federal matching requirements? If yes, please explain.**

N/A

**7. Is this a federally mandated program? If yes, please explain.**

No

## PROGRAM DESCRIPTION

Department of Commerce and Insurance

HB Section(s): 7.450

Office of Endowed Care Cemeteries

Program is found in the following core budget(s): Professional Registration Administration

### 1a. What strategic priority does this program address?

- Strengthen our regulatory relationships while ensuring a level playing field to protect and advocate for the general public
- Develop our team, reward great performance, and retain top talent
- Innovate to make it easier to connect and work with us


### 1b. What does this program do?

- The Office of Endowed Care Cemeteries establishes the rules for the qualifications and expectations of endowed care cemeteries.
- Licenses for-profit cemeteries and only has oversight of licensed cemetery trust funds. Missouri statutes exempt licensure for all other cemeteries (approximately 6,000 that are active).
- Conducts periodic audits of endowed care cemetery trust funds.
- Investigates complaints and works in conjunction with law enforcement officials for cemeteries found in violation of the Endowed Care Cemetery Act.

### 2a. Provide an activity measure(s) for the program.

	FY 2019 Actual	FY 2020 Actual	FY 2021 Actual	FY 2022 Target	FY 2023 Target	FY 2024 Target
Applications Received	3	1	5	3	3	3
Licensed Professionals	119	121	119	120	120	120

### 2b. Provide a measure(s) of the program's quality.



Licensees were surveyed about their experience with the Board's licensure procedures, customer service, website and communications.

## PROGRAM DESCRIPTION


Department of Commerce and Insurance

HB Section(s): 7.450

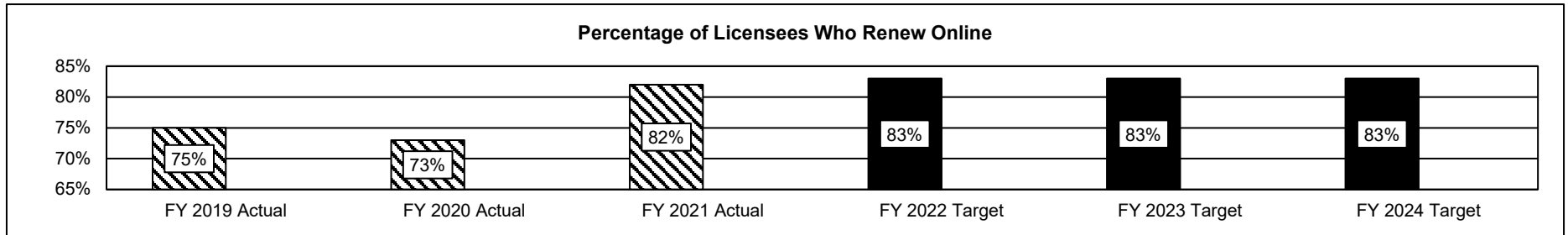
Office of Endowed Care Cemeteries

Program is found in the following core budget(s): Professional Registration Administration

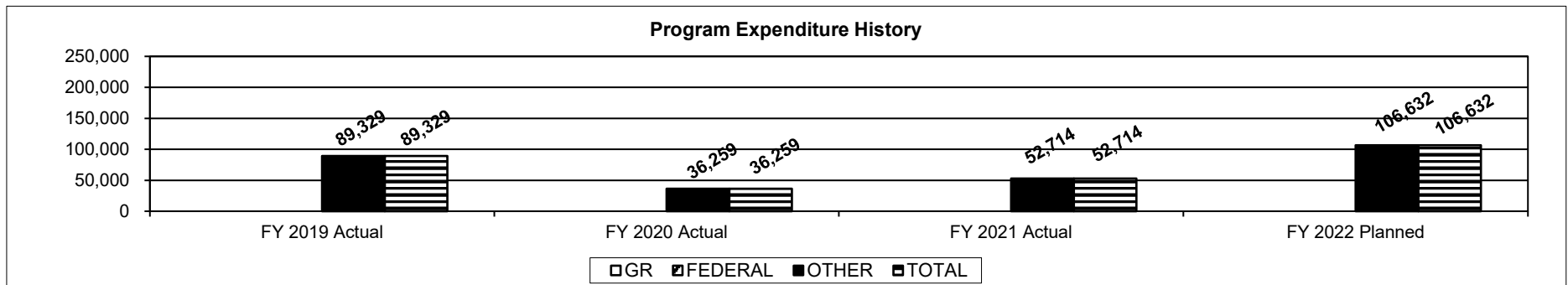
2c. Provide a measure(s) of the program's impact.



2d. Provide a measure(s) of the program's efficiency.



3. Provide actual expenditures for the prior three fiscal years and planned expenditures for the current fiscal year. *(Note: Amounts do not include fringe benefit costs.)*



**PROGRAM DESCRIPTION**

**Department of Commerce and Insurance**

**HB Section(s):** 7.450

**Office of Endowed Care Cemeteries**

**Program is found in the following core budget(s): Professional Registration Administration**

**4. What are the sources of the "Other " funds?**

Endowed Care Cemetery Audit Fund (0562)

**5. What is the authorization for this program, i.e., federal or state statute, etc.? (Include the federal program number, if applicable.)**

State Statute: Sections 214.270-214.516 RSMo.

**6. Are there federal matching requirements? If yes, please explain.**

N/A

**7. Is this a federally mandated program? If yes, please explain.**

No



## PROGRAM DESCRIPTION

Department of Commerce and Insurance

HB Section(s): 7.450

Missouri Board of Geologist Registration

Program is found in the following core budget(s): Professional Registration Administration

### 1a. What strategic priority does this program address?

- Strengthen our regulatory relationships while ensuring a level playing field to protect and advocate for the general public
- Develop our team, reward great performance, and retain top talent
- Innovate to make it easier to connect and work with us

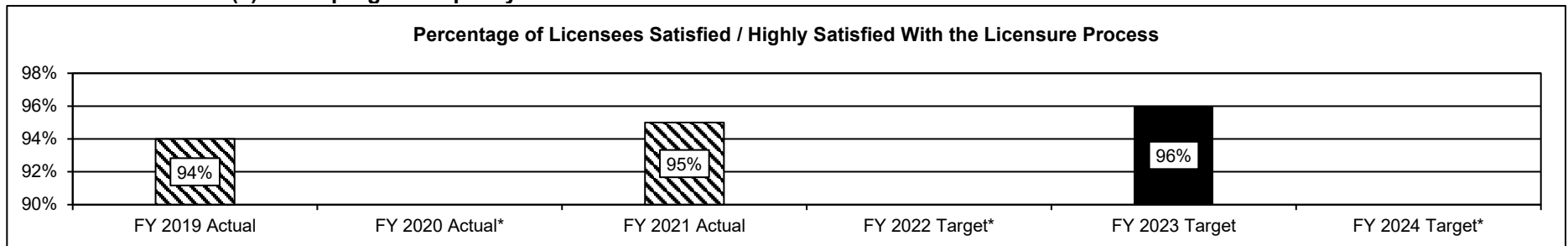
### 1b. What does this program do?

- The Missouri Board of Geologist Registration enforces the Missouri's Geologist Registration Act which requires licensure for individuals engaged in the practice of geology having an impact upon public health, safety and welfare.
- The board is responsible for reviewing the qualifications and experience of applicants and administering the Fundamentals of Geology and Principals and Practices of Geology examination as developed by the National Association of State Boards of Geology (ASBOG).
- Enforces the state statutes and regulations concerning the practice of geology in Missouri.

### 2a. Provide an activity measure(s) for the program.

	FY 2019 Actual	FY 2020 Actual	FY 2021 Actual	FY 2022 Target	FY 2023 Target	FY 2024 Target
Applications Received	36	23	23	23	23	23
Licensed Professionals	828	852	780	780	780	780
Outreach Events	4	3	5	5	5	5

### 2b. Provide a measure(s) of the program's quality.



\*Biennial licenses only renewed in odd years.

Licensees were surveyed about their experience with the board's licensure procedures, customer service, website and communications.

## PROGRAM DESCRIPTION

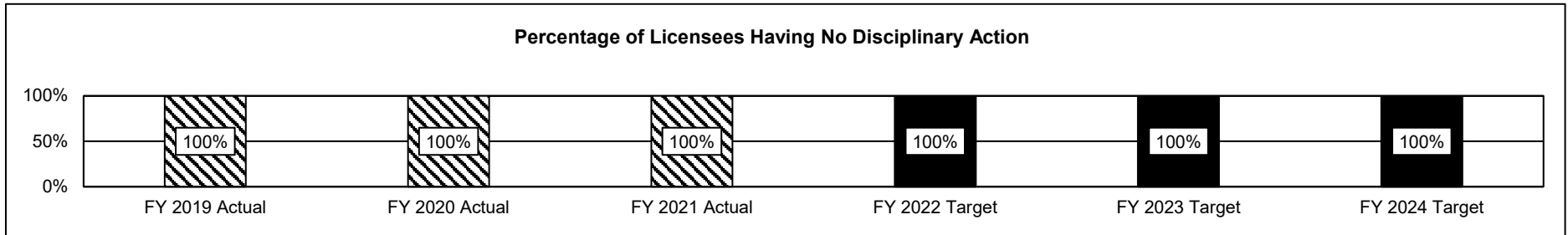
Department of Commerce and Insurance

HB Section(s): 7.450

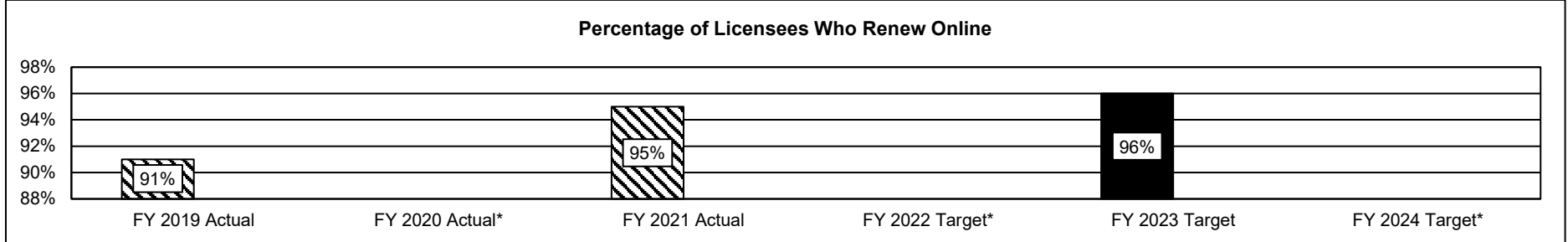
Missouri Board of Geologist Registration

Program is found in the following core budget(s): Professional Registration Administration

2c. Provide a measure(s) of the program's impact.

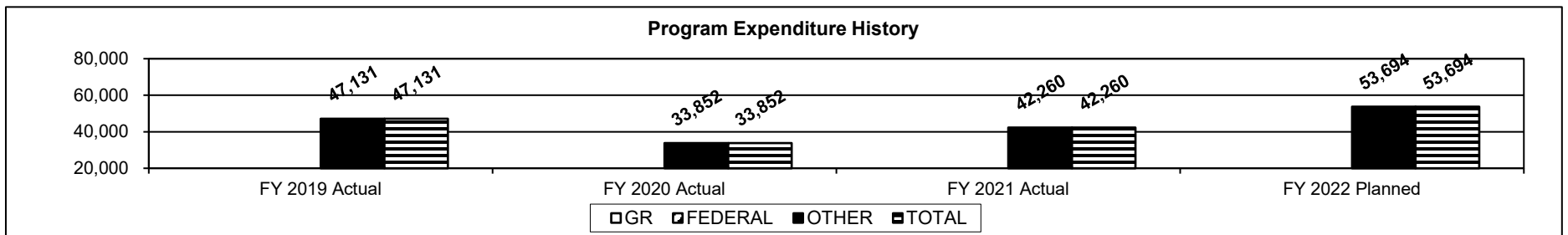


2d. Provide a measure(s) of the program's efficiency.



\*Biennial licenses only renewed in odd years.

3. Provide actual expenditures for the prior three fiscal years and planned expenditures for the current fiscal year. (Note: Amounts do not include fringe benefit costs.)



**PROGRAM DESCRIPTION**

**Department of Commerce and Insurance**

**HB Section(s):** 7.450

**Missouri Board of Geologist Registration**

**Program is found in the following core budget(s): Professional Registration Administration**

**4. What are the sources of the "Other " funds?**

The Board of Geologists Registration Fund (0263)

**5. What is the authorization for this program, i.e., federal or state statute, etc.? (Include the federal program number, if applicable.)**

State Statute: Sections 256.010-256.453, RSMo.

**6. Are there federal matching requirements? If yes, please explain.**

N/A

**7. Is this a federally mandated program? If yes, please explain.**

No

## PROGRAM DESCRIPTION

Department of Commerce and Insurance

HB Section(s): 7.450

Missouri Board of Examiners for Hearing Instrument Specialists

Program is found in the following core budget(s): Professional Registration Administration

### 1a. What strategic priority does this program address?

- Strengthen our regulatory relationships while ensuring a level playing field to protect and advocate for the general public
- Develop our team, reward great performance, and retain top talent
- Innovate to make it easier to connect and work with us

### 1b. What does this program do?

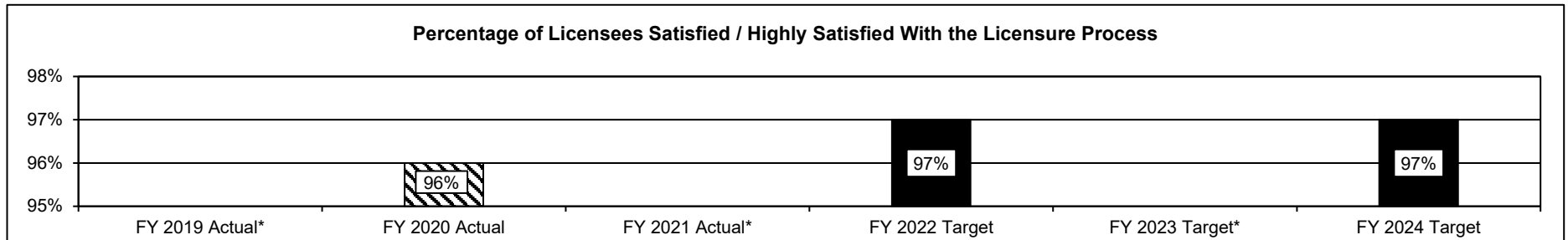
- The Missouri Board of Examiners for Hearing Instrument Specialists protects the health and safety of consumers by licensing and regulating hearing instrument specialists in Missouri.
- Reviews applicants for licensure and determines discipline for violation of statutes and regulations.
- Reviews and approves applicants from other states with equivalent or stricter requirements for reciprocal licenses.
- Approves the examination required for licensure and administers the practical portion of the examination.
- Audits licensees after the renewal period and reviews the CE they attend to make certain it is acceptable.

### 2a. Provide an activity measure(s) for the program.

	FY 2019 Actual	FY 2020 Actual	FY 2021 Actual	FY 2022 Target	FY 2023 Target	FY 2024 Target
Applications Received	46	55	69	70	70	70
Licensed Professionals	308	287	311	302	302	302
Public Meetings Held*	25	3	1	3	3	3

\*In FY2019, meetings were held to establish rule changes. Fewer meetings will be held in subsequent years.

### 2b. Provide a measure(s) of the program's quality.



\*Biennial license renewed only in even years.

Licensees were surveyed about their experience with the board's licensure procedures, customer service, website and communications.

## PROGRAM DESCRIPTION

Department of Commerce and Insurance

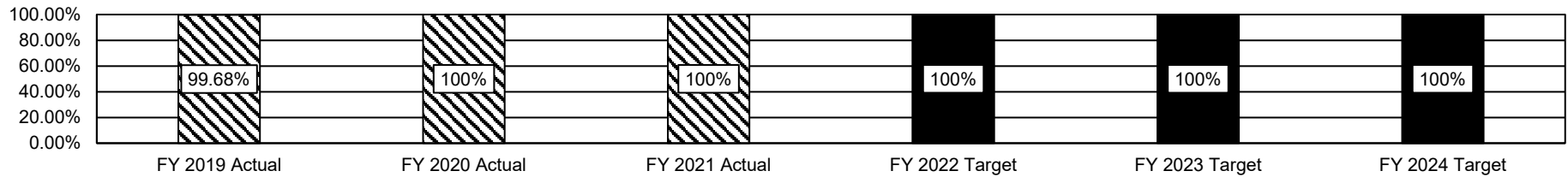
HB Section(s): 7.450

Missouri Board of Examiners for Hearing Instrument Specialists

Program is found in the following core budget(s): Professional Registration Administration


2c. Provide a measure(s) of the program's impact.

Percentage of Licensees Having No Disciplinary Action



2d. Provide a measure(s) of the program's efficiency.

Percentage of Licensees Who Renew Online

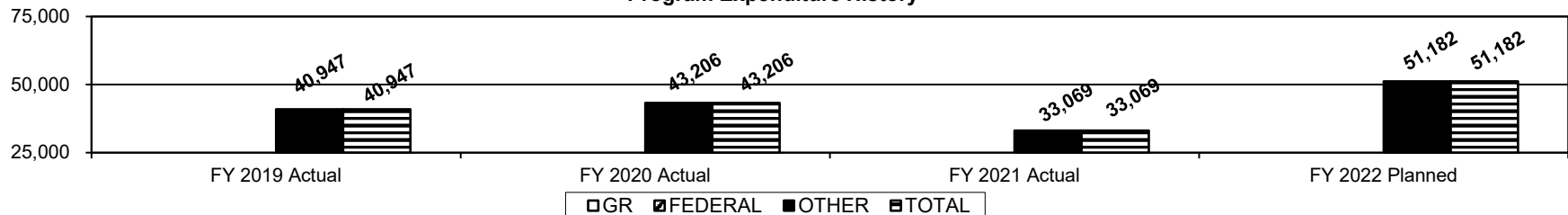


\*Biennial license renewed only in even years.

\*\*Online renewals started FY20.

3. Provide actual expenditures for the prior three fiscal years and planned expenditures for the current fiscal year. (Note: Amounts do not include fringe benefit costs.)

Program Expenditure History



**PROGRAM DESCRIPTION**

**Department of Commerce and Insurance**

**HB Section(s):** 7.450

**Missouri Board of Examiners for Hearing Instrument Specialists**

**Program is found in the following core budget(s): Professional Registration Administration**

**4. What are the sources of the "Other " funds?**

Hearing Instrument Specialists Fund (0247)

**5. What is the authorization for this program, i.e., federal or state statute, etc.? (Include the federal program number, if applicable.)**

State Statute: Sections 346.007-346.250, RSMo.

**6. Are there federal matching requirements? If yes, please explain.**

N/A

**7. Is this a federally mandated program? If yes, please explain.**

No

## PROGRAM DESCRIPTION

Department of Commerce and Insurance

HB Section(s): 7.450

Interior Design Council

Program is found in the following core budget(s): Professional Registration Administration

### 1a. What strategic priority does this program address?

- Strengthen our regulatory relationships while ensuring a level playing field to protect and advocate for the general public
- Develop our team, reward great performance, and retain top talent
- Innovate to make it easier to connect and work with us

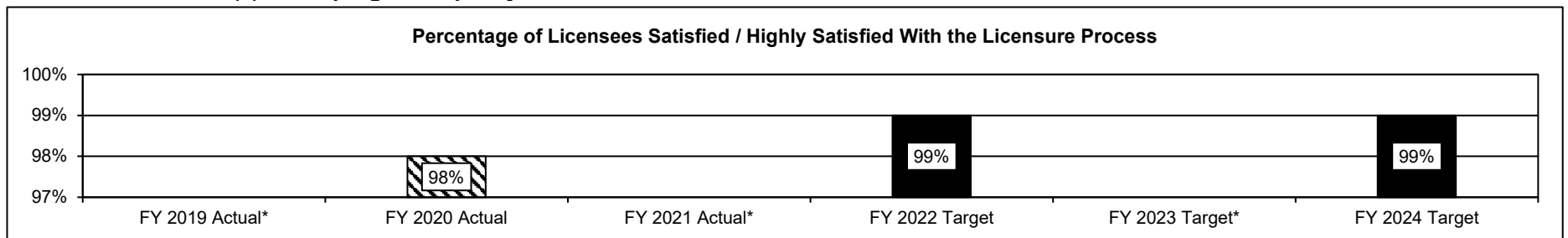
### 1b. What does this program do?

- The Interior Design Council ensures that individuals seeking the title of "Registered Interior Designer" in Missouri meet the educational and experience qualifications for licensure.
- Verifies maintenance of this competency through ongoing continuing education.

### 2a. Provide an activity measure(s) for the program.

	FY 2019 Actual	FY 2020 Actual	FY 2021 Actual	FY 2022 Target	FY 2023 Target	FY 2024 Target
Applications Received	8	16	11	12	12	12
Licensed Professionals	86	102	97	95	95	95
Outreach Events	1	1	0	1	1	1

### 2b. Provide a measure(s) of the program's quality.



\*Biennial licenses only renewed in even years.

Licensees were surveyed about their experience with the council's licensure procedures, customer service, website and communications.

## PROGRAM DESCRIPTION

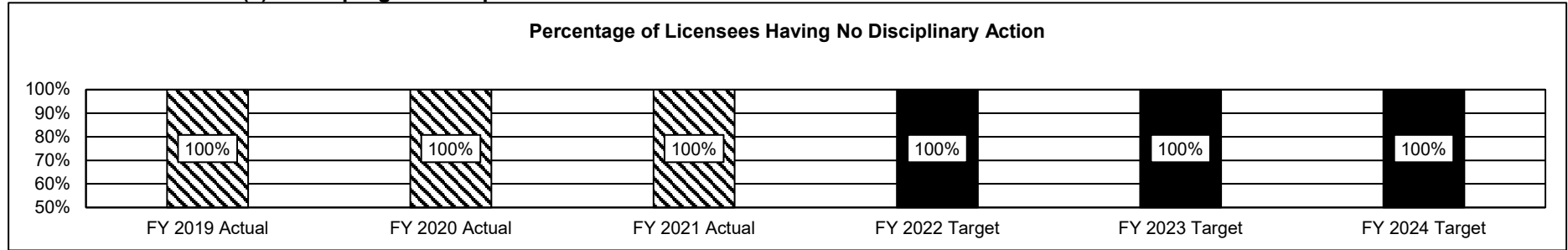
Department of Commerce and Insurance

HB Section(s): 7.450

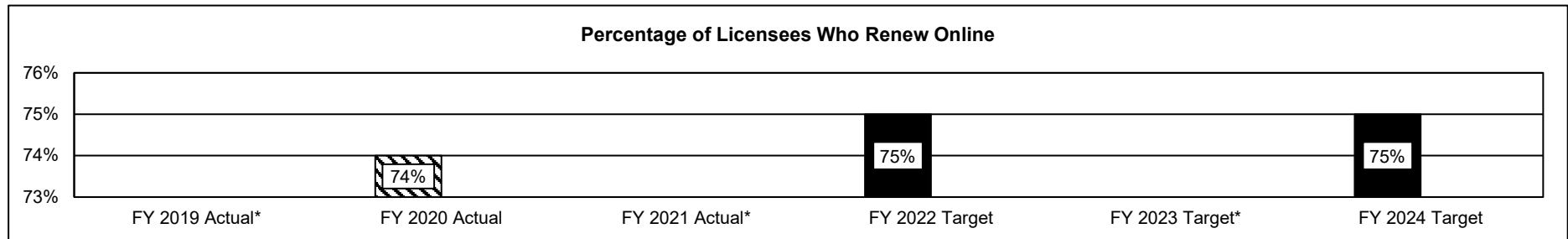
Interior Design Council

Program is found in the following core budget(s): Professional Registration Administration

2c. Provide a measure(s) of the program's impact.

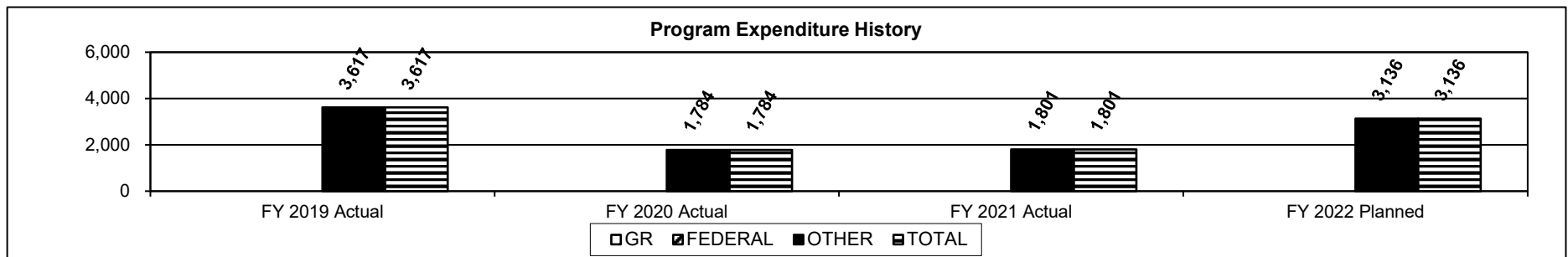


2d. Provide a measure(s) of the program's efficiency.



\*Biennial licenses only renewed in even years.

3. Provide actual expenditures for the prior three fiscal years and planned expenditures for the current fiscal year. (Note: Amounts do not include fringe benefit costs.)





**PROGRAM DESCRIPTION**

**Department of Commerce and Insurance**

**HB Section(s):** 7.450

**Interior Design Council**

**Program is found in the following core budget(s): Professional Registration Administration**

**4. What are the sources of the "Other " funds?**

Interior Design Council Fund (0877)

**5. What is the authorization for this program, i.e., federal or state statute, etc.? (Include the federal program number, if applicable.)**

State Statute: Sections 324.400-324.439, RSMo.

**6. Are there federal matching requirements? If yes, please explain.**

N/A

**7. Is this a federally mandated program? If yes, please explain.**

No

## PROGRAM DESCRIPTION

Department of Commerce and Insurance

HB Section(s): 7.450

Missouri State Committee of Interpreters

Program is found in the following core budget(s): Professional Registration Administration

### 1a. What strategic priority does this program address?

- Strengthen our regulatory relationships while ensuring a level playing field to protect and advocate for the general public
- Develop our team, reward great performance, and retain top talent
- Innovate to make it easier to connect and work with us

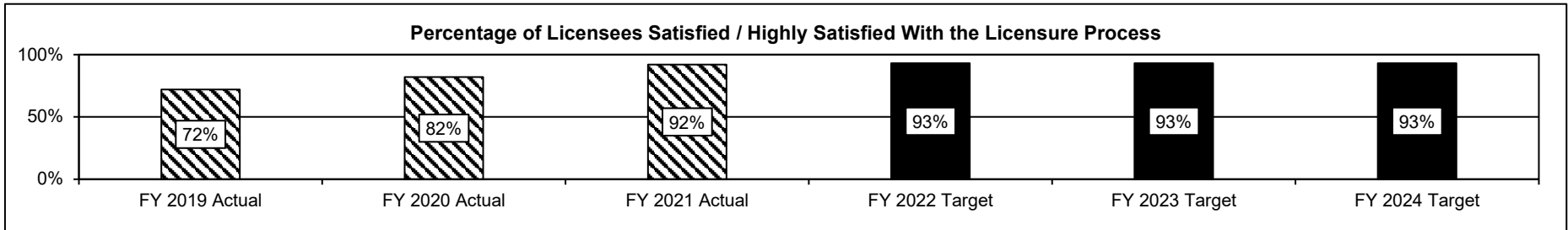
### 1b. What does this program do?

- The Missouri State Committee of Interpreters licenses only qualified sign language interpreters by certification and evaluation of minimum competency.
- Investigates complaints of licensees and also investigates complaints about those practicing without a license.
- Determines discipline of licensees in violation of statutes and regulations.

### 2a. Provide an activity measure(s) for the program.

	FY 2019 Actual	FY 2020 Actual	FY 2021 Actual	FY 2022 Target	FY 2023 Target	FY 2024 Target
Applications Received*	100	137	112	100	100	100
Licensed Professionals	804	834	873	780	780	780
Outreach Events	5	3	6	6	6	6

### 2b. Provide a measure(s) of the program's quality.



Licensees were surveyed about their experience with the committee's licensure procedures, customer service, website and communications.

## PROGRAM DESCRIPTION

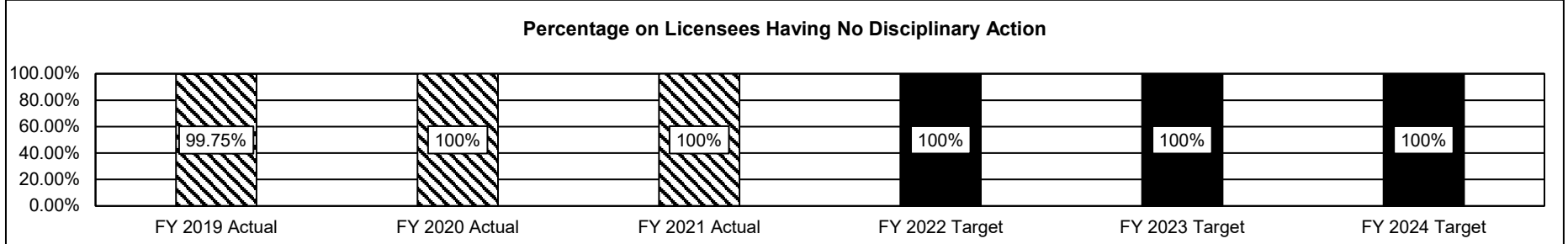
Department of Commerce and Insurance

HB Section(s): 7.450

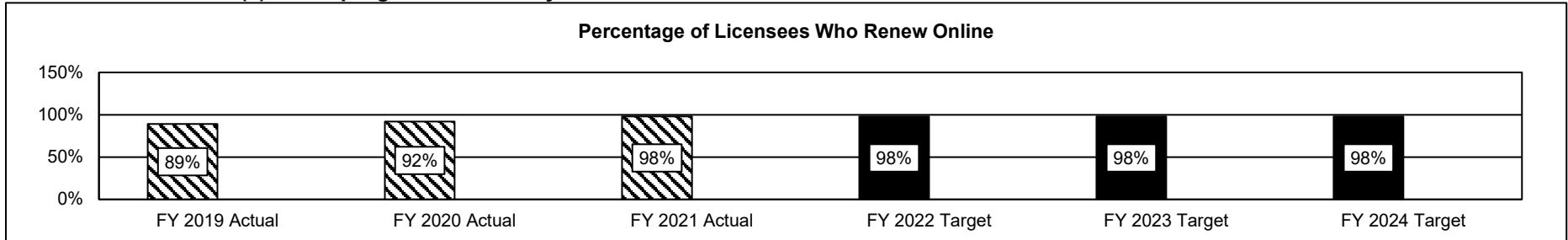
Missouri State Committee of Interpreters

Program is found in the following core budget(s): Professional Registration Administration

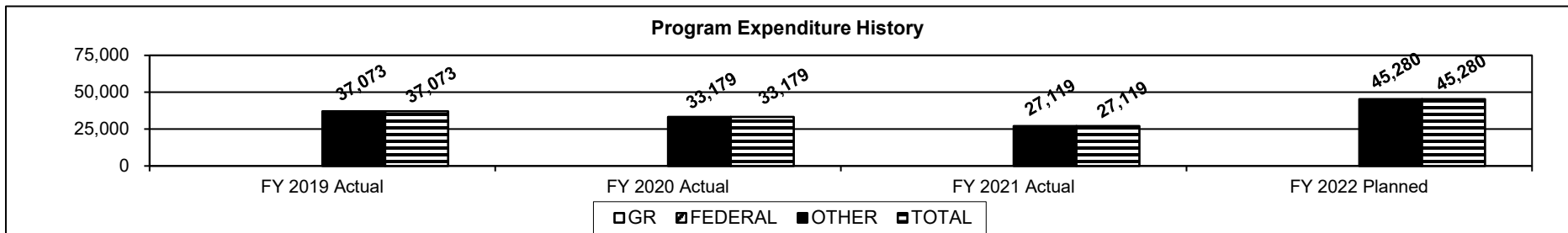
2c. Provide a measure(s) of the program's impact.



2d. Provide a measure(s) of the program's efficiency.



3. Provide actual expenditures for the prior three fiscal years and planned expenditures for the current fiscal year. (Note: Amounts do not include fringe benefit costs.)



**PROGRAM DESCRIPTION**

**Department of Commerce and Insurance**

**HB Section(s):** 7.450

**Missouri State Committee of Interpreters**

**Program is found in the following core budget(s): Professional Registration Administration**

**4. What are the sources of the "Other " funds?**

State Committee of Interpreters Fund (0256)

**5. What is the authorization for this program, i.e., federal or state statute, etc.? (Include the federal program number, if applicable.)**

State Statute: Sections 209.319-209.339, RSMo.

**6. Are there federal matching requirements? If yes, please explain.**

N/A

**7. Is this a federally mandated program? If yes, please explain.**

No

## PROGRAM DESCRIPTION

Department of Commerce and Insurance

HB Section(s): 7.450

State Committee of Marital & Family Therapists

Program is found in the following core budget(s): Professional Registration Administration

### 1a. What strategic priority does this program address?

- Strengthen our regulatory relationships while ensuring a level playing field to protect and advocate for the general public
- Develop our team, reward great performance and retain top talent
- Innovate to make it easier to connect and work with us


### 1b. What does this program do?

- The State Committee of Marital and Family Therapists protects the public by ensuring a licensee or individual under supervision for licensure is qualified, through education, supervised experience, and examination, to provide marital and family therapy to Missouri consumers.
- The committee enforces licensure standards through the implementation of legislative and administrative regulations and provides guidance to supervisors and applicants for licensure to ensure compliance with Missouri law and regulations.
- Complaints and corresponding investigations are reviewed by the committee to ensure licensees and individuals under supervision for licensure practice, legally, ethically, and competently.

### 2a. Provide an activity measure(s) for the program.

	FY 2019 Actual	FY 2020 Actual	FY 2021 Actual	FY 2022 Target	FY 2023 Target	FY 2024 Target
Applications Received	50	81	90	90	90	90
Licensed Professionals	334	348	407	407	407	407
Outreach Events	10	10	14	11	11	11

### 2b. Provide a measure(s) of the program's quality.



\*Biennial licenses only renewed in even years.

Licensees were surveyed about their experience with the committee's licensure procedures, customer service, website and communications.

## PROGRAM DESCRIPTION

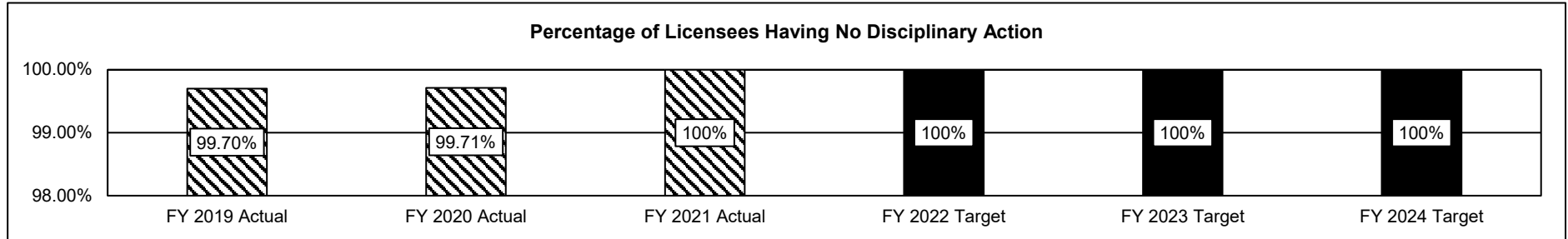
Department of Commerce and Insurance

HB Section(s): 7.450

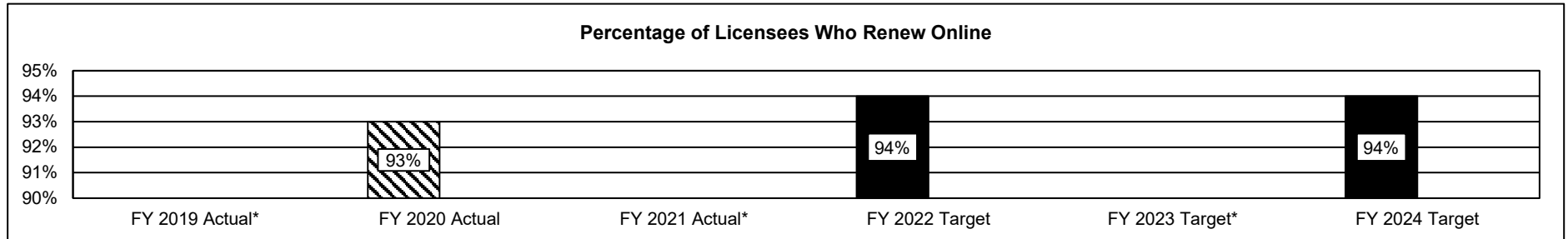
State Committee of Marital & Family Therapists

Program is found in the following core budget(s): Professional Registration Administration

### 2c. Provide a measure(s) of the program's impact.

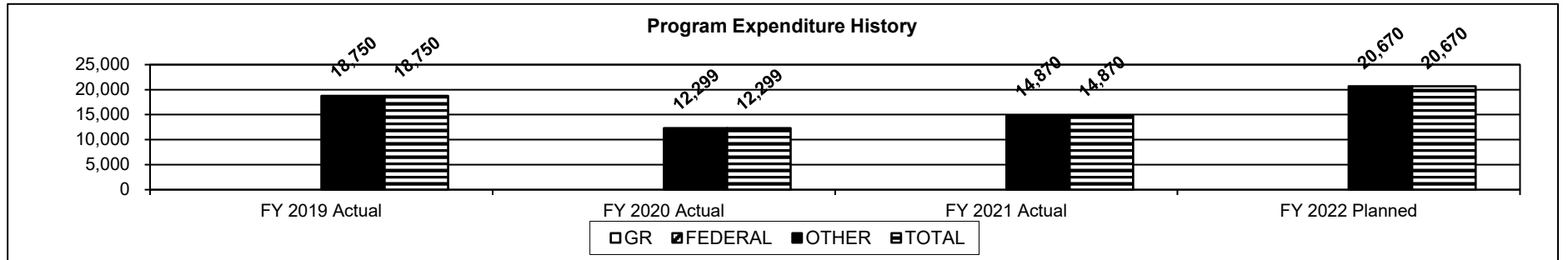


### 2d. Provide a measure(s) of the program's efficiency.



\*Biennial licenses only renewed in even years.

### 3. Provide actual expenditures for the prior three fiscal years and planned expenditures for the current fiscal year. (Note: Amounts do not include fringe benefit costs.)



**PROGRAM DESCRIPTION**

**Department of Commerce and Insurance**

**HB Section(s):** 7.450

**State Committee of Marital & Family Therapists**

**Program is found in the following core budget(s): Professional Registration Administration**

**4. What are the sources of the "Other " funds?**

Marital and Family Therapists Fund (0820)

**5. What is the authorization for this program, i.e., federal or state statute, etc.? (Include the federal program number, if applicable.)**

State Statute: Sections 337.700-337.750, RSMo.

**6. Are there federal matching requirements? If yes, please explain.**

N/A

**7. Is this a federally mandated program? If yes, please explain.**

No

## PROGRAM DESCRIPTION

Department of Commerce and Insurance

HB Section(s): 7.450

Missouri Board of Occupational Therapy

Program is found in the following core budget(s): Professional Registration Administration

### 1a. What strategic priority does this program address?

- Strengthen our regulatory relationships while ensuring a level playing field to protect and advocate for the general public
- Develop our team, reward great performance, and retain top talent
- Innovate to make it easier to connect and work with us

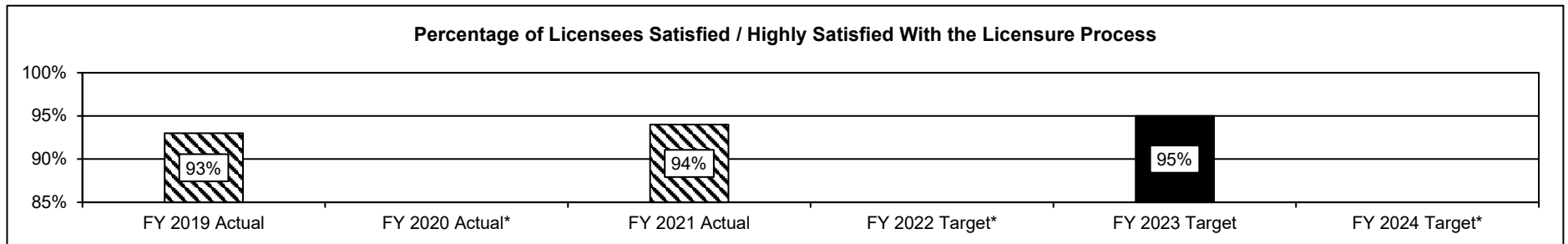
### 1b. What does this program do?

- The Missouri Board of Occupational Therapy protects the citizens of the state through the regulation of occupational therapists and assistants.
- The board licenses therapists to ensure adequate education, training and qualifications.
- The board investigates all complaints against its licensees in a fair and equitable manner.

### 2a. Provide an activity measure(s) for the program.

	FY 2019 Actual	FY 2020 Actual	FY 2021 Actual	FY 2022 Target	FY 2023 Target	FY 2024 Target
Applications Received	682	559	602	610	610	610
Licensed Professionals	6,249	6,156	6,671	6,900	6,900	6,900
Public Meetings Held	5	4	4	4	4	4

### 2b. Provide a measure(s) of the program's quality.



\*Biennial license only renewed in odd years.

Licensees were surveyed about their experience with the board's licensure procedures, customer service, website and communications.



## PROGRAM DESCRIPTION


Department of Commerce and Insurance

HB Section(s): 7.450


Missouri Board of Occupational Therapy

Program is found in the following core budget(s): Professional Registration Administration

### 2c. Provide a measure(s) of the program's impact.

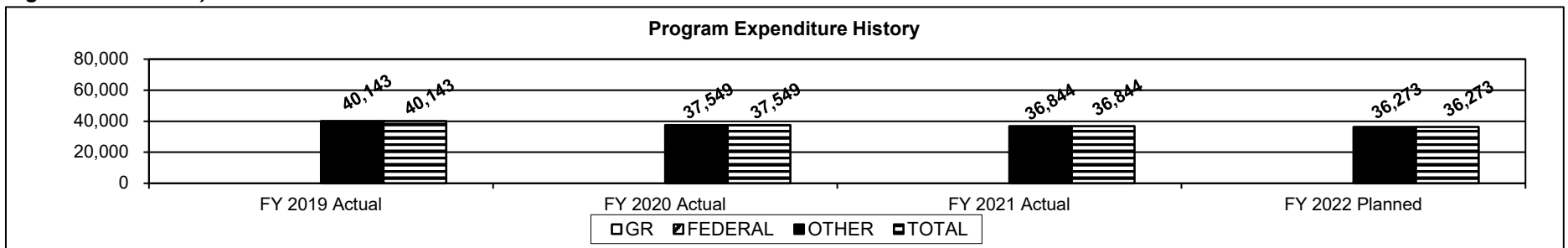


### 2d. Provide a measure(s) of the program's efficiency.



\*Biennial license only renewed in odd years.

### 3. Provide actual expenditures for the prior three fiscal years and planned expenditures for the current fiscal year. (Note: Amounts do not include fringe benefit costs.)



**PROGRAM DESCRIPTION**

**Department of Commerce and Insurance**

**HB Section(s):** 7.450

**Missouri Board of Occupational Therapy**

**Program is found in the following core budget(s): Professional Registration Administration**

**4. What are the sources of the "Other " funds?**

Missouri Board of Occupational Therapy Fund (0845)

**5. What is the authorization for this program, i.e., federal or state statute, etc.? (Include the federal program number, if applicable.)**

State Statute: Sections 324.050-324.089, RSMo.

**6. Are there federal matching requirements? If yes, please explain.**

N/A

**7. Is this a federally mandated program? If yes, please explain.**

No

## PROGRAM DESCRIPTION

Department of Commerce and Insurance

HB Section(s): 7.450 / 7.495

State Board of Optometry

Program is found in the following core budget(s): Professional Registration Administration, State Board of Optometry

FY 2022 PLANNED			
	Optometry	PR Admin	TOTAL
OTHER	35,188	64,999	100,187

### 1a. What strategic priority does this program address?

- Strengthen our regulatory relationships while ensuring a level playing field to protect and advocate for the general public
- Develop our team, reward great performance, and retain top talent
- Innovate to make it easier to connect and work with us

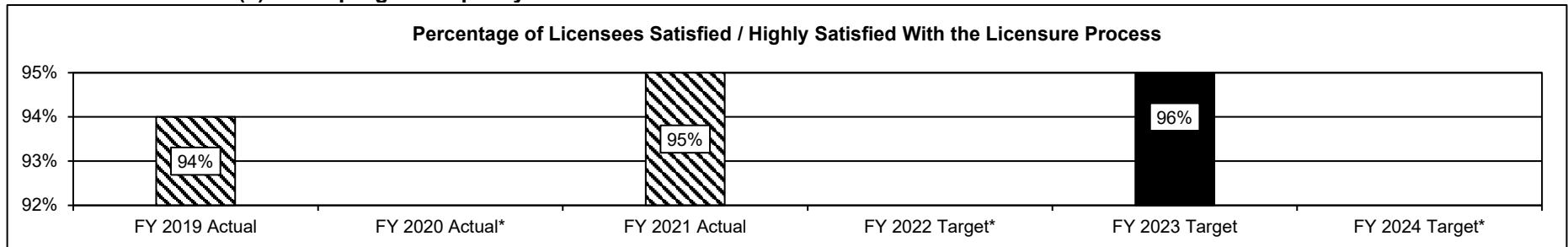
### 1b. What does this program do?

- The board licenses qualified optometrists; approves post-graduate education required for re-licensure; certifies qualified optometrists in the administration of pharmaceutical agents; approves professional optometry corporations; establishes standards of professional conduct; investigates consumer and patient complaints and disciplines optometrists for violations of the optometry statutes and/or regulations.

### 2a. Provide an activity measure(s) for the program.

	FY 2019 Actual	FY 2020 Actual	FY 2021 Actual	FY 2022 Target	FY 2023 Target	FY 2024 Target
Applications Received	84	60	58	67	67	67
Licensed Professionals	1,399	1,455	1,420	1,425	1,425	1,425
Outreach Events	4	4	5	5	5	5

### 2b. Provide a measure(s) of the program's quality.



\*Biennial licenses only renewed in odd years.

Licensees were surveyed about their experience with the board's licensure procedures, customer service, website and communications.

## PROGRAM DESCRIPTION

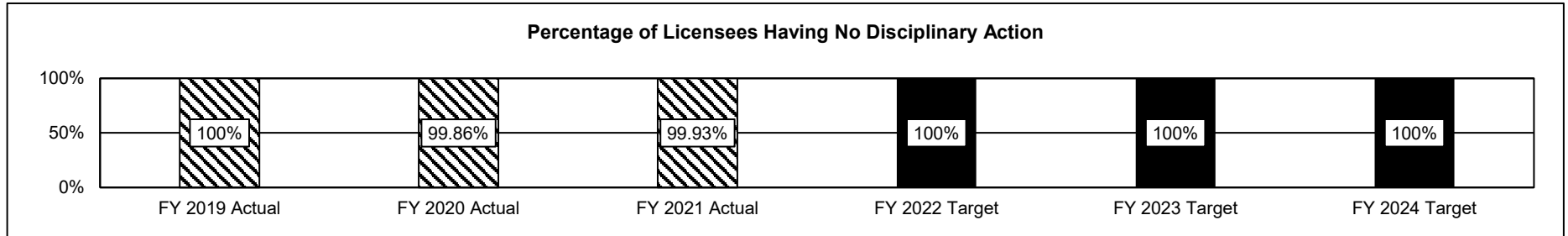
Department of Commerce and Insurance

HB Section(s): 7.450 / 7.495


State Board of Optometry

Program is found in the following core budget(s): Professional Registration Administration, State Board of Optometry

### 2c. Provide a measure(s) of the program's impact.




### 2d. Provide a measure(s) of the program's efficiency.



\*Biennial licenses only renewed in odd years.

### 3. Provide actual expenditures for the prior three fiscal years and planned expenditures for the current fiscal year. (Note: Amounts do not include fringe benefit costs.)



**PROGRAM DESCRIPTION**

**Department of Commerce and Insurance**

**HB Section(s): 7.450 / 7.495**

**State Board of Optometry**

**Program is found in the following core budget(s): Professional Registration Administration, State Board of Optometry**

**4. What are the sources of the "Other " funds?**

Optometry Fund (0636)

**5. What is the authorization for this program, i.e., federal or state statute, etc.? (Include the federal program number, if applicable.)**

State Statute: Sections 336.010-336.225, RSMo.

**6. Are there federal matching requirements? If yes, please explain.**

N/A

**7. Is this a federally mandated program? If yes, please explain.**

No

## PROGRAM DESCRIPTION

Department of Commerce and Insurance

HB Section(s): 7.450 / 7.505

State Board of Podiatric Medicine

Program is found in the following core budget(s): Professional Registration Administration, State Board of Podiatric Medicine

FY 2022 PLANNED			
	Podiatry	PR Admin	TOTAL
OTHER	13,760	5,848	19,608

### 1a. What strategic priority does this program address?

- Strengthen our regulatory relationships while ensuring a level playing field to protect and advocate for the general public
- Develop our team, reward great performance, and retain top talent
- Innovate to make it easier to connect and work with us

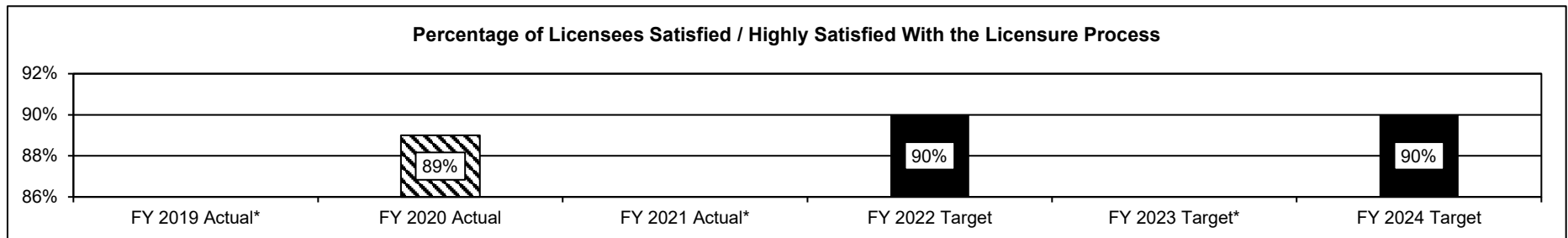
### 1b. What does this program do?

- The board's rules and regulations require licensure (podiatrist, ankle certified podiatrist, temporary podiatrist) for individuals engaged in the practice of podiatric medicine to ensure the health, safety and welfare of the public.

### 2a. Provide an activity measure(s) for the program.

	FY 2019 Actual	FY 2020 Actual	FY 2021 Actual	FY 2022 Target	FY 2023 Target	FY 2024 Target
Applications Received	25	46	18	30	30	30
Licensed Professionals	372	362	383	372	372	372
Outreach Events	5	3	4	5	5	5

### 2b. Provide a measure(s) of the program's quality.



\*Biennial licenses renewed in even years.

Licensees were surveyed about their experience with the board's licensure procedures, customer service, website and communications.

## PROGRAM DESCRIPTION

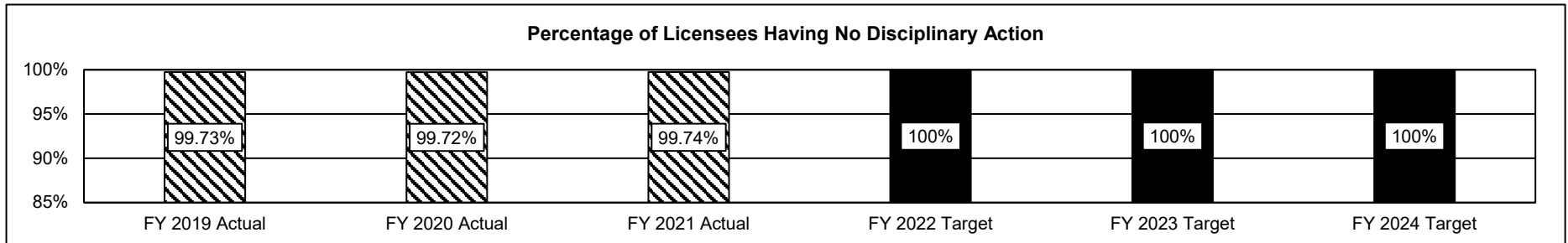
Department of Commerce and Insurance

HB Section(s): 7.450 / 7.505

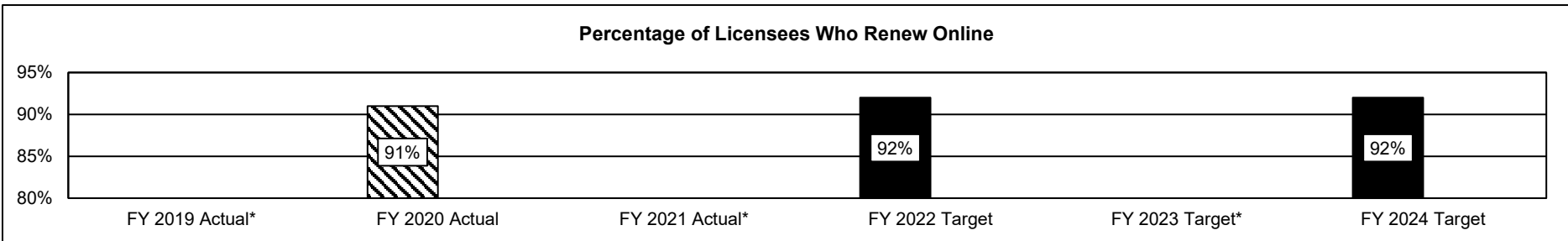
State Board of Podiatric Medicine

Program is found in the following core budget(s): Professional Registration Administration, State Board of Podiatric Medicine

### 2c. Provide a measure(s) of the program's impact.

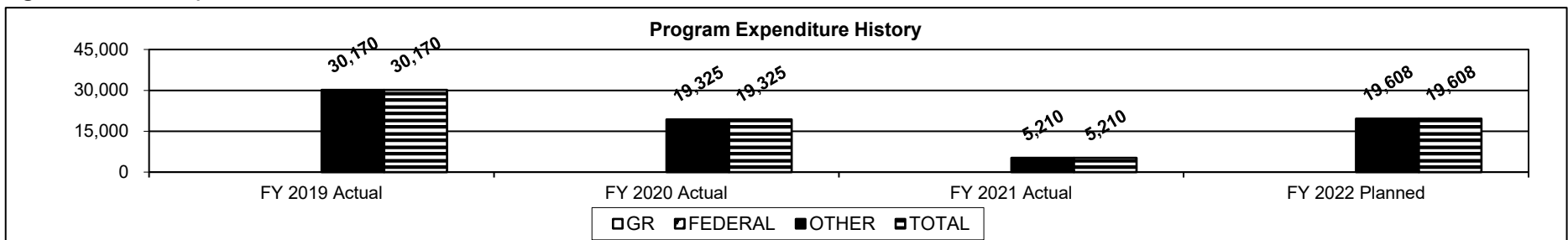


### 2d. Provide a measure(s) of the program's efficiency.



\*Biennial licenses renewed in even years.

### 3. Provide actual expenditures for the prior three fiscal years and planned expenditures for the current fiscal year. (Note: Amounts do not include fringe benefit costs.)



Note: In FY 2021, shared team members with other boards.

PROGRAM DESCRIPTION	
Department of Commerce and Insurance	HB Section(s): 7.450 / 7.505
State Board of Podiatric Medicine	
Program is found in the following core budget(s): Professional Registration Administration, State Board of Podiatric Medicine	
<p>4. What are the sources of the "Other " funds? State Board of Podiatric Medicine Fund (0629)</p> <p>5. What is the authorization for this program, i.e., federal or state statute, etc.? (Include the federal program number, if applicable.) State Statute: Sections 330.010-330.210, RSMo.</p> <p>6. Are there federal matching requirements? If yes, please explain. N/A</p> <p>7. Is this a federally mandated program? If yes, please explain. No</p>	



## PROGRAM DESCRIPTION

Department of Commerce and Insurance

HB Section(s): 7.450

Board of Private Investigator and Private Fire Investigator Examiners

Program is found in the following core budget(s): Professional Registration Administration

### 1a. What strategic priority does this program address?

- Strengthen our regulatory relationships while ensuring a level playing field to protect and advocate for the general public
- Develop our team, reward great performance, and retain top talent
- Innovate to make it easier to connect and work with us


### 1b. What does this program do?

- The Missouri Board of Private Investigator and Private Fire Investigator Examiners licenses and regulates Private Investigators, Private Fire Investigators, Agency Investigator Employees, Agency Fire Investigator Employees, Private Investigator Agencies, and Private Fire Investigator Agencies.
- The board investigates consumer complaints of those subject to board supervision and also investigate complaints about those practicing without a license.
- The board also determines discipline of licensees in violation of statutes and regulations.

### 2a. Provide an activity measure(s) for the program.

	FY 2019 Actual	FY 2020 Actual	FY 2021 Actual	FY 2022 Target	FY 2023 Target	FY 2024 Target
Applications Received	180	130	155	150	150	150
Licensed Professionals	922	859	842	830	830	830
Outreach Events	5	4	5	5	5	5

### 2b. Provide a measure(s) of the program's quality.



\*Biennial renewal only in even years.

Licensees were surveyed about their experience with the board's licensure procedures, customer service, website and communications.

## PROGRAM DESCRIPTION


Department of Commerce and Insurance

HB Section(s): 7.450

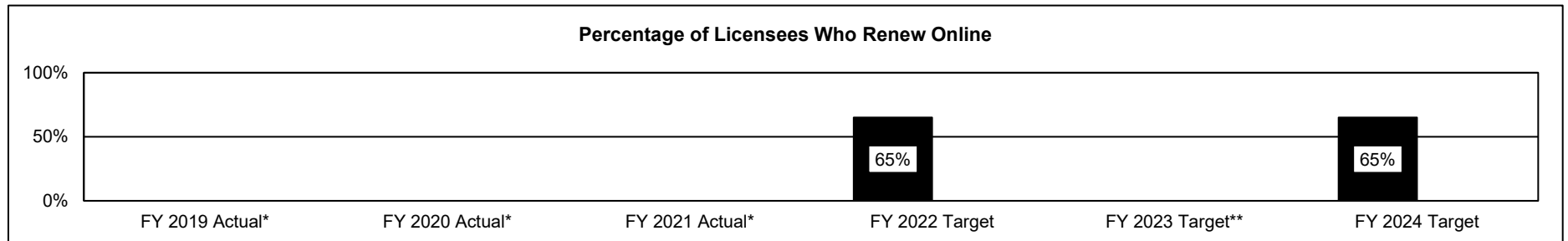
Board of Private Investigator and Private Fire Investigator Examiners

Program is found in the following core budget(s): Professional Registration Administration

2c. Provide a measure(s) of the program's impact.



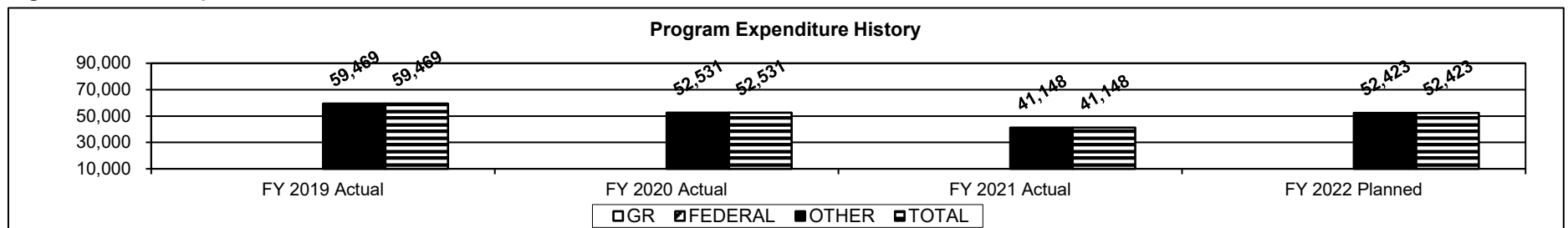
2d. Provide a measure(s) of the program's efficiency.



\*No online renewals; the division is working to update the system to allow licensees to apply online, to more efficiently renew online, and to access application status, including changing addresses, etc.

\*\*Biennial renewal only in even years.

3. Provide actual expenditures for the prior three fiscal years and planned expenditures for the current fiscal year. (Note: Amounts do not include fringe benefit costs.)



**PROGRAM DESCRIPTION**

**Department of Commerce and Insurance**

**HB Section(s):** 7.450

**Board of Private Investigator and Private Fire Investigator Examiners**

**Program is found in the following core budget(s): Professional Registration Administration**

**4. What are the sources of the "Other " funds?**

Board of Private Investigator and Private Fire Investigator Examiners Fund (0802)

**5. What is the authorization for this program, i.e., federal or state statute, etc.? (Include the federal program number, if applicable.)**

State Statute: Sections 324.1100-324.1148, RSMo.

**6. Are there federal matching requirements? If yes, please explain.**

N/A

**7. Is this a federally mandated program? If yes, please explain.**

No

## PROGRAM DESCRIPTION

Department of Commerce and Insurance

HB Section(s): 7.450

Committee for Professional Counselors

Program is found in the following core budget(s): Professional Registration Administration

### 1a. What strategic priority does this program address?

- Strengthen our regulatory relationships while ensuring a level playing field to protect and advocate for the general public
- Develop our team, reward great performance, and retain top talent
- Innovate to make it easier to connect and work with us

### 1b. What does this program do?

- The Committee for Professional Counselors reviews the educational qualifications and supervised counseling experience of applicants and investigating complaints relating to the counseling profession.
- The committee reviews to ensure a licensee or individual under supervision for licensure is qualified, through education, supervised experience, and examination, to provide mental health services to Missouri consumers.
- The committee reviews complaints and corresponding investigations to ensure licensees and individuals under supervision for licensure practice, legally, ethically, and competently.
- The committee provides information to graduate programs and professional associations, in order to keep students and practitioners apprised of changes in the law or regulations, as well as solicit input.

### 2a. Provide an activity measure(s) for the program.

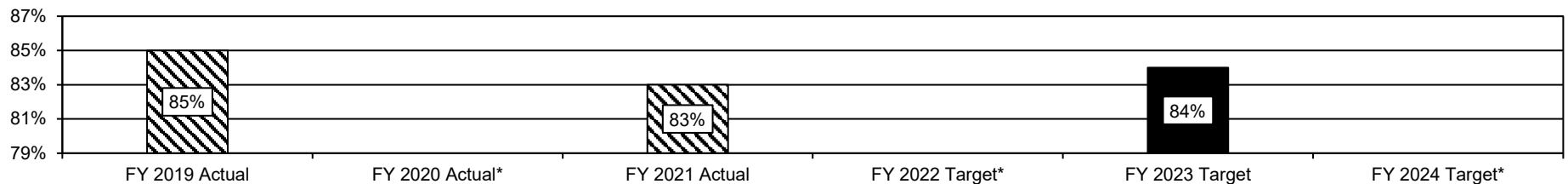
	FY 2019 Actual	FY 2020 Actual	FY 2021 Actual	FY 2022 Target	FY 2023 Target	FY 2024 Target
Applications Received	939	938	1,059	979**	979**	979**
Licensed Professionals	7,147	7,281	7,934	7,934	7,934	7,934
Outreach Events*	16	14	23	18	18	18

\*FY20 - There were 4 events not rescheduled due to COVID-19 Pandemic.

\*\*Target reflects average in new licenses issued in the past three years.

### 2b. Provide a measure(s) of the program's quality.

Percentage of Licensees Satisfied / Highly Satisfied With the Licensure Process



\*Biennial license only renewed in odd years.

Licensees were surveyed about their experience with the committee's licensure procedures, customer service, website and communications.

## PROGRAM DESCRIPTION

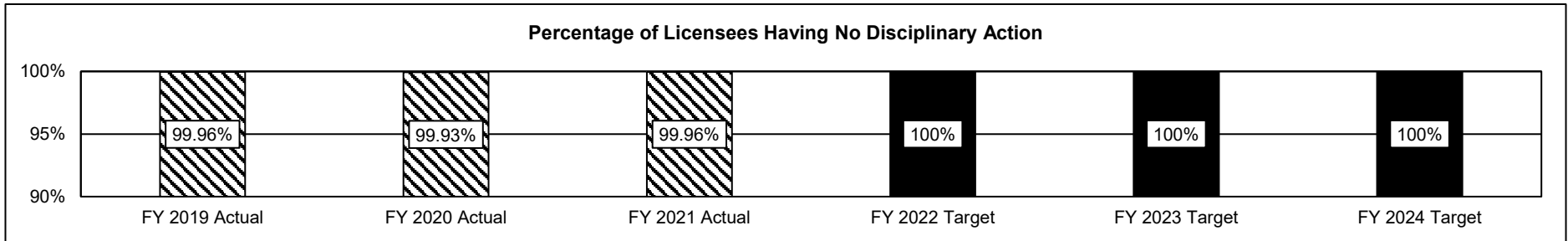
Department of Commerce and Insurance

HB Section(s): 7.450


Committee for Professional Counselors

Program is found in the following core budget(s): Professional Registration Administration

2c. Provide a measure(s) of the program's impact.

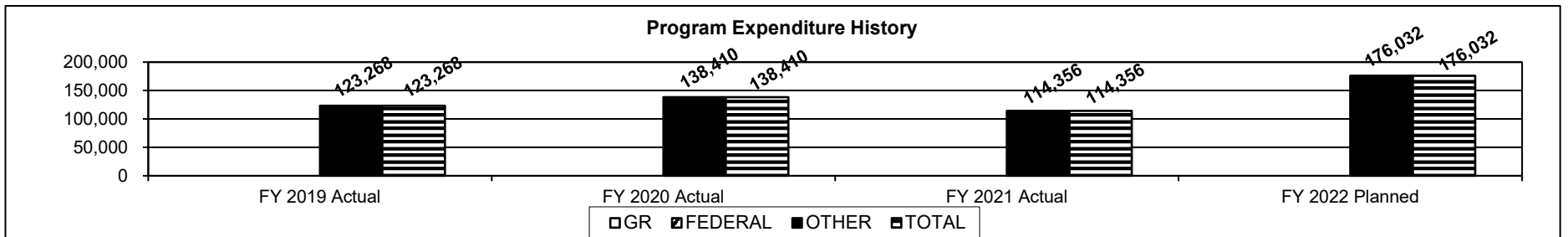


2d. Provide a measure(s) of the program's efficiency.



\*Biennial license only renewed in odd years.

3. Provide actual expenditures for the prior three fiscal years and planned expenditures for the current fiscal year. (Note: Amounts do not include fringe benefit costs.)



**PROGRAM DESCRIPTION**

**Department of Commerce and Insurance**

**HB Section(s):** 7.450

**Committee for Professional Counselors**

**Program is found in the following core budget(s): Professional Registration Administration**

**4. What are the sources of the "Other " funds?**

Committee for Professional Counselors Fund (0672)

**5. What is the authorization for this program, i.e., federal or state statute, etc.? (Include the federal program number, if applicable.)**

State Statute: Sections 337.500-337.540, RSMo.

**6. Are there federal matching requirements? If yes, please explain.**

N/A

**7. Is this a federally mandated program? If yes, please explain.**

No

## PROGRAM DESCRIPTION

Department of Commerce and Insurance

HB Section(s): 7.450

State Committee of Psychologists

Program is found in the following core budget(s): Professional Registration Administration

### 1a. What strategic priority does this program address?

- Strengthen our regulatory relationships while ensuring a level playing field to protect and advocate for the general public
- Develop our team, reward great performance, and retain top talent
- Innovate to make it easier to connect and work with us

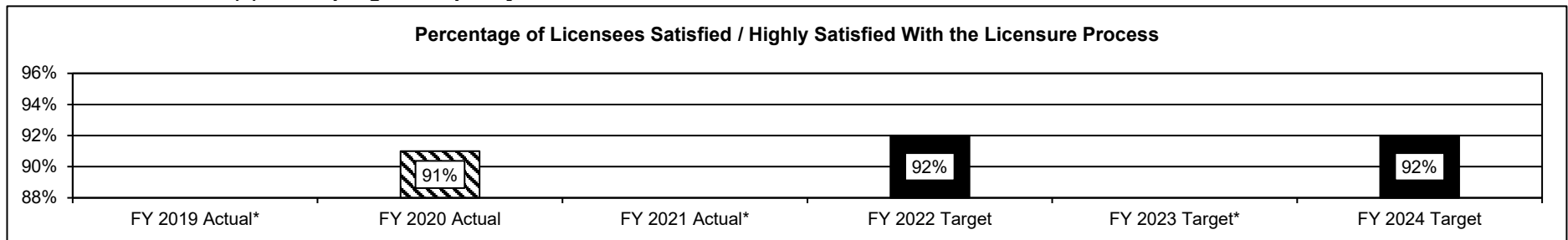
### 1b. What does this program do?

- The State Committee of Psychologists protects the public by licensing qualified psychologists and behavior analysts by examination and evaluation of minimum competency.
- Enforces standards by implementing legislation and administrative rules.
- Investigates complaints and determines discipline of licensees in violation of statutes and regulations and also investigates complaints about those practicing without a license.
- The committee may promulgate, by rule, Ethical Rules of Conduct governing the practices of psychology, which are based upon the ethical principles promulgated and published by the American Psychological Association.

### 2a. Provide an activity measure(s) for the program.

	FY 2019 Actual	FY 2020 Actual	FY 2021 Actual	FY 2022 Target	FY 2023 Target	FY 2024 Target
Applications Received	199	206	258	250	250	250
Licensed Professionals	2,876	2,802	3,061	3,000	3,000	3,000
Outreach Events	22	17	10	10	10	10

### 2b. Provide a measure(s) of the program's quality.



\*Biennial licenses only renewed in even years.

Licensees were surveyed about their experience with the committee's licensure procedures, customer service, website and communications.

## PROGRAM DESCRIPTION

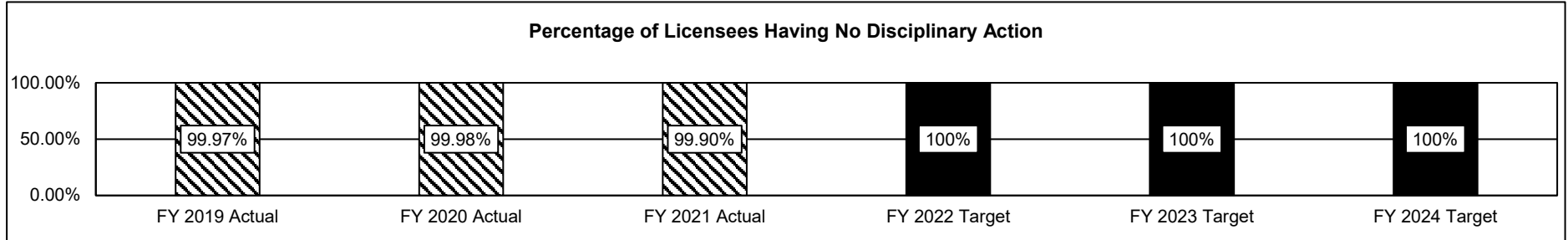
Department of Commerce and Insurance

HB Section(s): 7.450

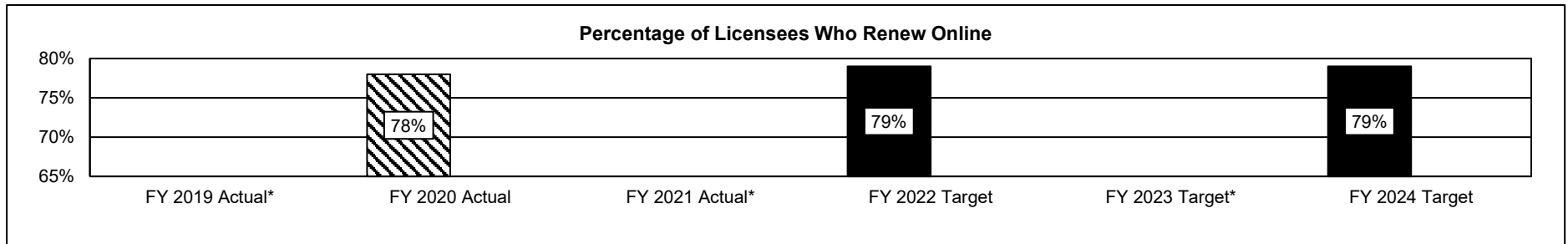
State Committee of Psychologists

Program is found in the following core budget(s): Professional Registration Administration

### 2c. Provide a measure(s) of the program's impact.

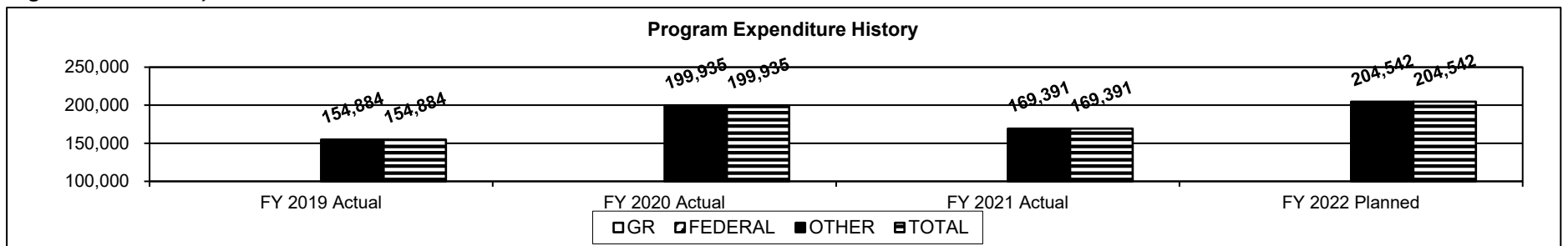


### 2d. Provide a measure(s) of the program's efficiency.



\*Biennial licenses only renewed in even years.

### 3. Provide actual expenditures for the prior three fiscal years and planned expenditures for the current fiscal year. (Note: Amounts do not include fringe benefit costs.)





<b>PROGRAM DESCRIPTION</b>	
<b>Department of Commerce and Insurance</b> <b>State Committee of Psychologists</b>	<b>HB Section(s):</b> <u>7.450</u>
<b>Program is found in the following core budget(s): Professional Registration Administration</b>	
<p><b>4. What are the sources of the "Other " funds?</b>  State Committee of Psychologists Fund (0580)</p> <p><b>5. What is the authorization for this program, i.e., federal or state statute, etc.? (Include the federal program number, if applicable.)</b>  State Statute: Sections 337.010-337.093 and 337.300-337.345, RSMo.</p> <p><b>6. Are there federal matching requirements? If yes, please explain.</b>  N/A</p> <p><b>7. Is this a federally mandated program? If yes, please explain.</b>  No</p>	

## PROGRAM DESCRIPTION

Department of Commerce and Insurance

HB Section(s): 7.450

Missouri Real Estate Appraisers Commission

Program is found in the following core budget(s): Professional Registration Administration

### 1a. What strategic priority does this program address?

- Strengthen our regulatory relationships while ensuring a level playing field to protect and advocate for the general public
- Innovate to make it easier to connect and work with us
- Develop our team, reward great performance, and retain top talent


### 1b. What does this program do?

- The Real Estate Appraiser Commission regulates real estate appraisers in accordance with federal and state laws, rules, and policies in Missouri.
- Examines and licenses appraisers to ensure adequate education, training and qualifications.
- Approves qualifying and continuing education courses.
- Investigates complaints, and administers disciplinary actions to persons in violation of rules, statutes, and uniform standards.

### 2a. Provide an activity measure(s) for the program.

	FY 2019 Actual	FY 2020 Actual	FY 2021 Actual	FY 2022 Target	FY 2023 Target	FY 2024 Target
Applications Received	395	323	386	378	378	378
Licensed Professionals	2,578	2,627	2,601	2,650	2,650	2,650
Public Meetings Held	13	13	13	13	13	13

### 2b. Provide a measure(s) of the program's quality.



\*Biennial licenses only renewed in even years.

Licensees were surveyed about their experience with the commission's licensure procedures, customer service, website and communications.

## PROGRAM DESCRIPTION

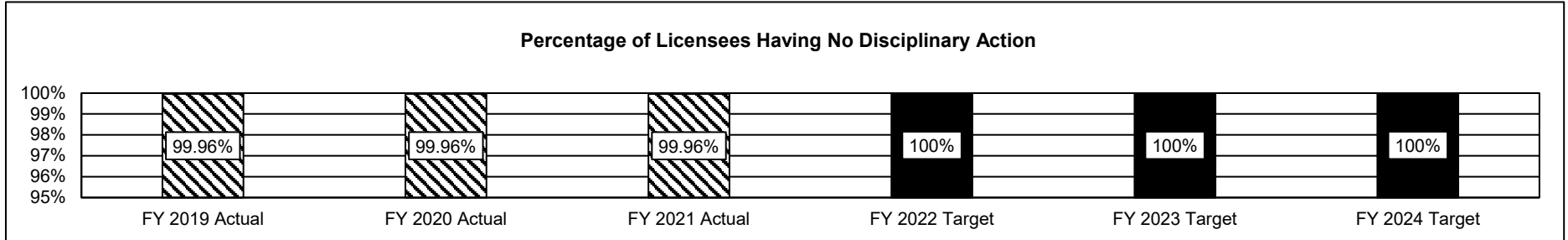
Department of Commerce and Insurance

HB Section(s): 7.450

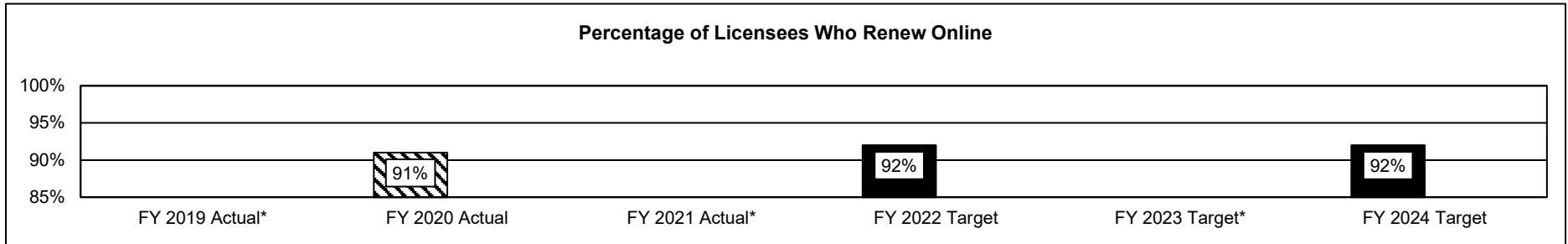
Missouri Real Estate Appraisers Commission

Program is found in the following core budget(s): Professional Registration Administration

### 2c. Provide a measure(s) of the program's impact.

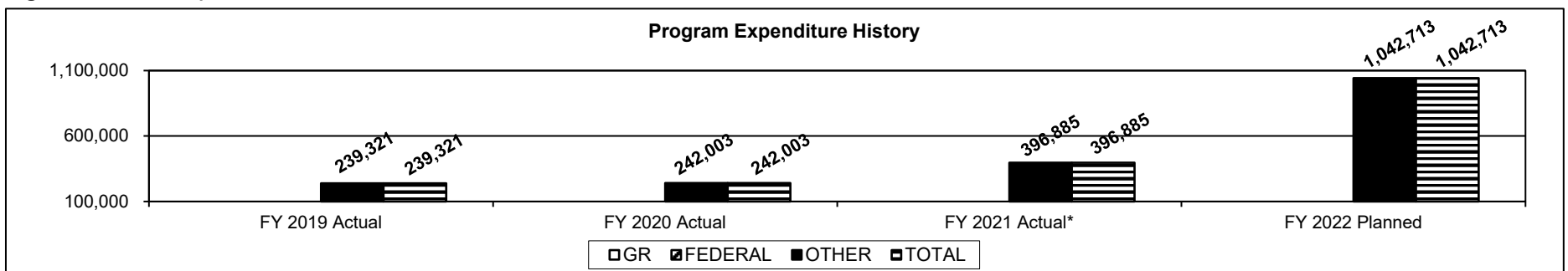


### 2d. Provide a measure(s) of the program's efficiency.



\*Biennial licenses only renewed in even years.

### 3. Provide actual expenditures for the prior three fiscal years and planned expenditures for the current fiscal year. (Note: Amounts do not include fringe benefit costs.)



\*The increase in expenditures is due to the collection and transfer of Appraisal Management Company (AMC) annual registry fees by the Missouri State Board of Real Estate Appraisers to the federal Appraisal Committee.

**PROGRAM DESCRIPTION**

**Department of Commerce and Insurance**

**HB Section(s):** 7.450

**Missouri Real Estate Appraisers Commission**

**Program is found in the following core budget(s): Professional Registration Administration**

**4. What are the sources of the "Other " funds?**

Missouri Real Estate Appraisers Fund (0561)

**5. What is the authorization for this program, i.e., federal or state statute, etc.? (Include the federal program number, if applicable.)**

State Statute: Sections 339.500-339.549, RSMo.

**6. Are there federal matching requirements? If yes, please explain.**

N/A

**7. Is this a federally mandated program? If yes, please explain.**

Yes. Title XI of the Financial Institutions Reform, Recovery and Enforcement Act of 1989 requires all real estate appraisers to be certified to perform appraisals for federal transactions.

## PROGRAM DESCRIPTION

Department of Commerce and Insurance

HB Section(s): 7.450

Missouri Board for Respiratory Care

Program is found in the following core budget(s): Professional Registration Administration

### 1a. What strategic priority does this program address?

- Strengthen our regulatory relationships while ensuring a level playing field to protect and advocate for the general public
- Develop our team, reward great performance, and retain top talent
- Innovate to make it easier to connect and work with us


### 1b. What does this program do?

- The Board for Respiratory Care is responsible for developing, implementing and administering the rules and regulations necessary to carry out the Respiratory Care Practice Act for persons holding a permit or license to practice respiratory care in Missouri.
- This act includes establishing the requirements for licensure, continuing education, as well as the ethical standards of practice for respiratory care practitioners.
- The board is also responsible for investigating complaints related to the practice of respiratory care and administering any discipline to licensees.

### 2a. Provide an activity measure(s) for the program.

	FY 2019 Actual	FY 2020 Actual	FY 2021 Actual	FY 2022 Target	FY 2023 Target	FY 2024 Target
Applications Received	390	399	470	470	470	470
Licensed Professionals	4,639	4,989	4,974	5,300	5,300	5,300
Public meetings held	4	4	4	4	4	4

### 2b. Provide a measure(s) of the program's quality.



\*Biennial licenses only renewed in even years

Licensees were surveyed about their experience with the board's licensure procedures, customer service, website and communications.

## PROGRAM DESCRIPTION

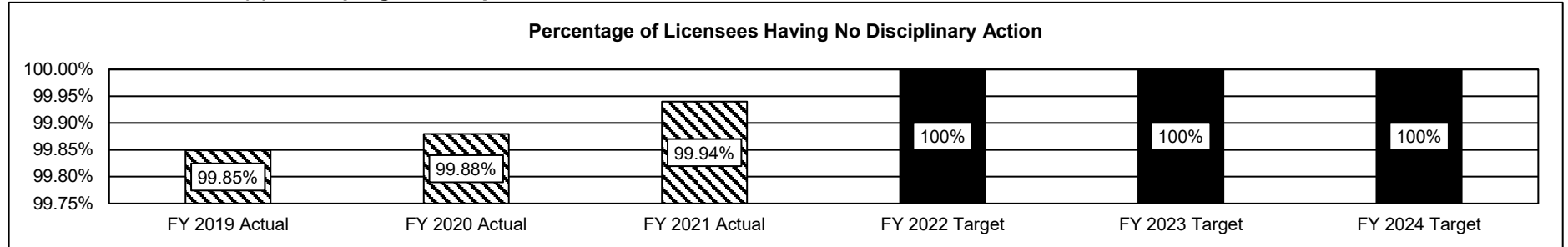
Department of Commerce and Insurance

HB Section(s): 7.450

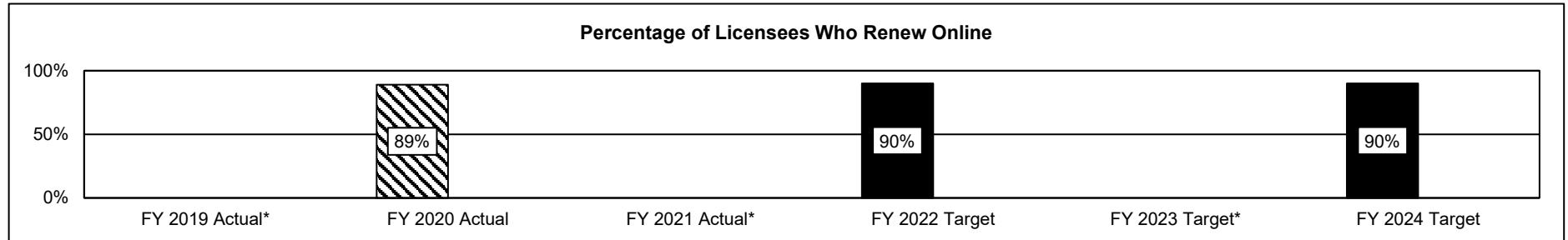
Missouri Board for Respiratory Care

Program is found in the following core budget(s): Professional Registration Administration

2c. Provide a measure(s) of the program's impact.

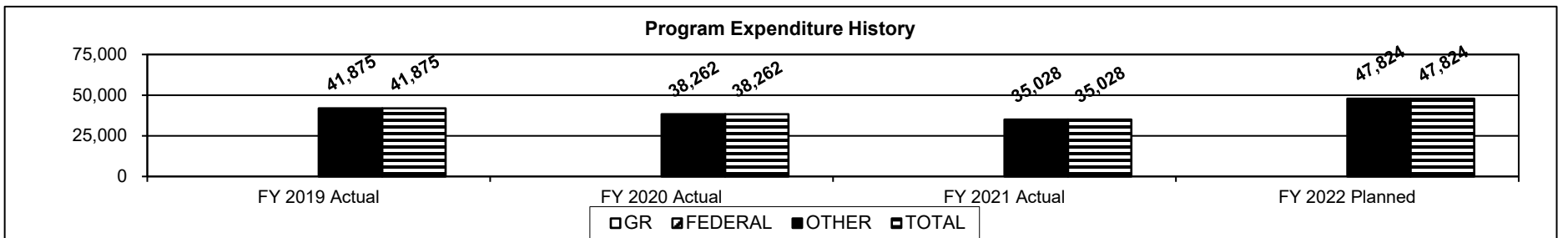


2d. Provide a measure(s) of the program's efficiency.



\*Biennial licenses only renewed in even years

3. Provide actual expenditures for the prior three fiscal years and planned expenditures for the current fiscal year. (Note: Amounts do not include fringe benefit costs.)



**PROGRAM DESCRIPTION**

**Department of Commerce and Insurance**

**HB Section(s):** 7.450

**Missouri Board for Respiratory Care**

**Program is found in the following core budget(s): Professional Registration Administration**

**4. What are the sources of the "Other " funds?**

Respiratory Care Practitioners Fund (0833)

**5. What is the authorization for this program, i.e., federal or state statute, etc.? (Include the federal program number, if applicable.)**

State Statute: Sections 334.800-334.930, RSMo.

**6. Are there federal matching requirements? If yes, please explain.**

N/A

**7. Is this a federally mandated program? If yes, please explain.**

No

## PROGRAM DESCRIPTION

Department of Commerce and Insurance

HB Section(s): 7.450

State Committee for Social Workers

Program is found in the following core budget(s): Professional Registration Administration

### 1a. What strategic priority does this program address?

- Strengthen our regulatory relationships while ensuring a level playing field to protect and advocate for the general public
- Develop our team, reward great performance, and retain top talent
- Innovate to make it easier to connect and work with us

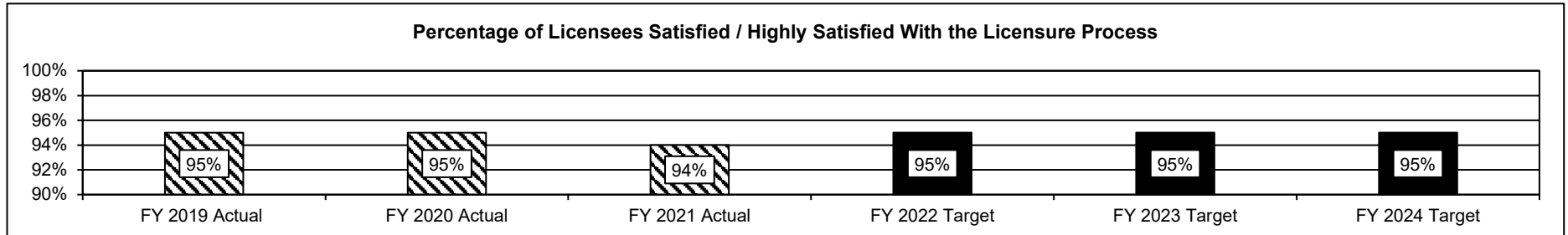
### 1b. What does this program do?

- The State Committee for Social Workers protects the citizens of the state through the regulation of social workers in Missouri.
- The committee licenses social workers to ensure adequate education and training.
- The committee investigates all complaints against its licensees in a fair and equitable manner and administers appropriate discipline to licensees.

### 2a. Provide an activity measure(s) for the program.

	FY 2019 Actual	FY 2020 Actual	FY 2021 Actual	FY 2022 Target	FY 2023 Target	FY 2024 Target
Applications Received	999	973	1,720	1,720	1,720	1,720
Licensed Professionals	9,119	9,273	9,632	10,000	10,000	10,000
Outreach Events	9	7	7	8	8	8

### 2b. Provide a measure(s) of the program's quality.



Licensees were surveyed about their experience with the committee's licensure procedures, customer service, website and communications.



## PROGRAM DESCRIPTION

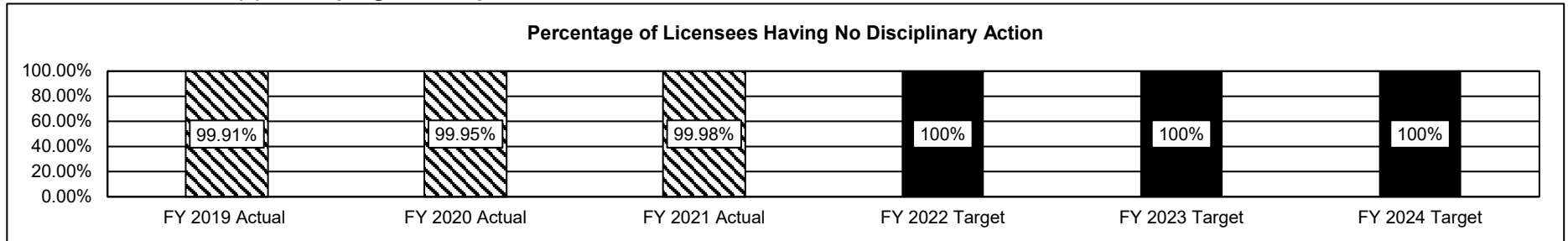
Department of Commerce and Insurance

HB Section(s): 7.450

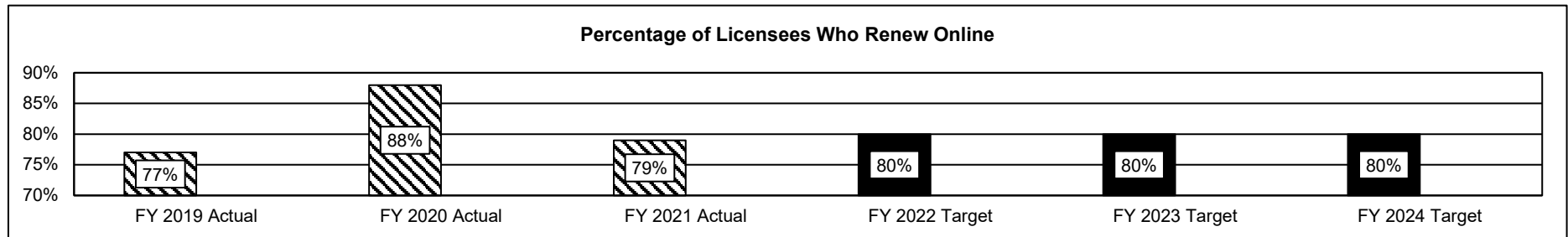
State Committee for Social Workers

Program is found in the following core budget(s): Professional Registration Administration

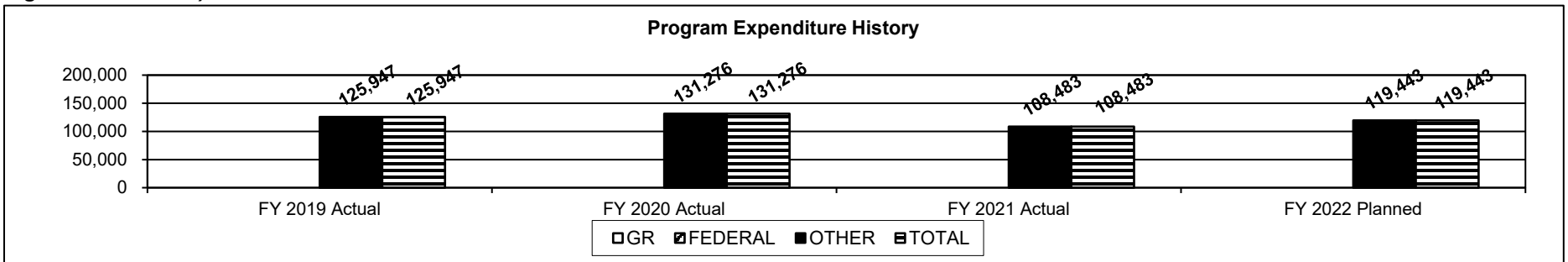
2c. Provide a measure(s) of the program's impact.



2d. Provide a measure(s) of the program's efficiency.



3. Provide actual expenditures for the prior three fiscal years and planned expenditures for the current fiscal year. (Note: Amounts do not include fringe benefit costs.)



**PROGRAM DESCRIPTION**

**Department of Commerce and Insurance**

**HB Section(s):** 7.450

**State Committee for Social Workers**

**Program is found in the following core budget(s): Professional Registration Administration**

**4. What are the sources of the "Other " funds?**

Licensed Social Workers Fund (0574)

**5. What is the authorization for this program, i.e., federal or state statute, etc.? (Include the federal program number, if applicable.)**

State Statute: Sections 337.600-337.689, RSMo.

**6. Are there federal matching requirements? If yes, please explain.**

N/A

**7. Is this a federally mandated program? If yes, please explain.**

No

## PROGRAM DESCRIPTION

Department of Commerce and Insurance

HB Section(s): 7.450

Office of Tattooing, Body Piercing and Branding

Program is found in the following core budget(s): Professional Registration Administration

### 1a. What strategic priority does this program address?

- Strengthen our regulatory relationships while ensuring a level playing field to protect and advocate for the general public
- Develop our team, reward great performance, and retain top talent
- Innovate to make it easier to connect and work with us

### 1b. What does this program do?

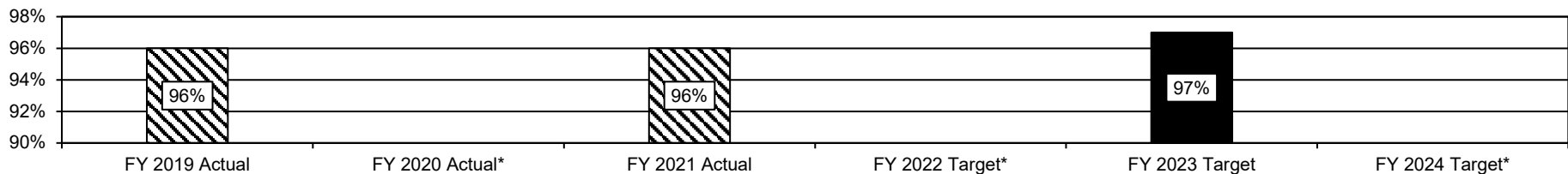
- The Office of Tattooing, Body Piercing & Branding licenses tattoo, body piercing and branding practitioners and establishments in Missouri to ensure consumers have a safe, sanitary environment when receiving these services.
- Ensures adequate education and training of practitioners.
- Investigates complaints against licensees in a fair and equitable manner and administers appropriate discipline to licensees.

### 2a. Provide an activity measure(s) for the program.

	FY 2019 Actual	FY 2020 Actual	FY 2021 Actual	FY 2022 Target	FY 2023 Target	FY 2024 Target
Applications Received	1,165	519	788	800	800	800
Licensed Professionals	2,067	2,109	2,439	2,600	2,600	2,600

### 2b. Provide a measure(s) of the program's quality.

**Percentage of Licensees Satisfied / Highly Satisfied With the Licensure Process**



\*Biennial licenses only renewed in odd years.

Licensees were surveyed about their experience with the office's licensure procedures, customer service, website and communications.

## PROGRAM DESCRIPTION

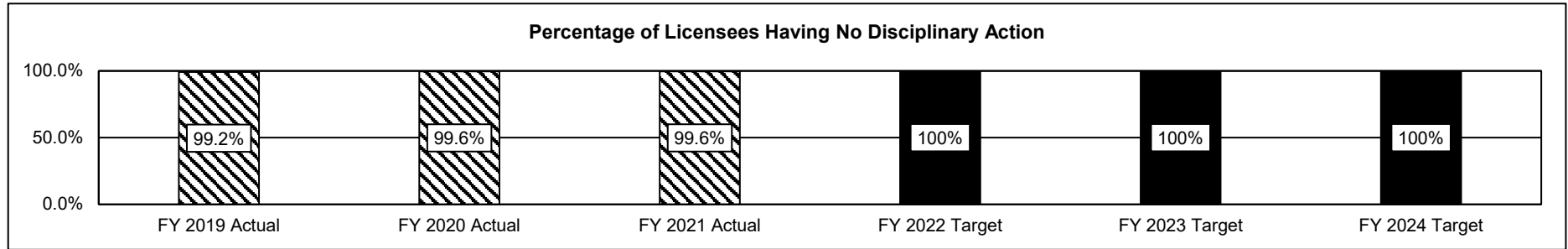
Department of Commerce and Insurance

HB Section(s): 7.450


Office of Tattooing, Body Piercing and Branding

Program is found in the following core budget(s): Professional Registration Administration

2c. Provide a measure(s) of the program's impact.

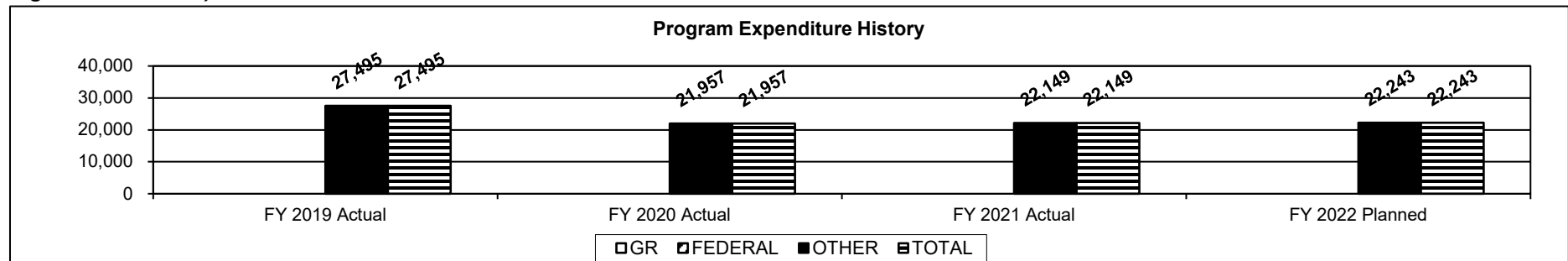


2d. Provide a measure(s) of the program's efficiency.



\*Biennial licenses only renewed in odd years.

3. Provide actual expenditures for the prior three fiscal years and planned expenditures for the current fiscal year. (Note: Amounts do not include fringe benefit costs.)



**PROGRAM DESCRIPTION**

**Department of Commerce and Insurance**

**HB Section(s):** 7.450

**Office of Tattooing, Body Piercing and Branding**

**Program is found in the following core budget(s): Professional Registration Administration**

**4. What are the sources of the "Other " funds?**

Tattoo Fund (0883)

**5. What is the authorization for this program, i.e., federal or state statute, etc.? (Include the federal program number, if applicable.)**

State Statute: Sections 324.520-324.524, RSMo.

**6. Are there federal matching requirements? If yes, please explain.**

N/A

**7. Is this a federally mandated program? If yes, please explain.**

No

## PROGRAM DESCRIPTION

Department of Commerce and Insurance

HB Section(s): 7.450

Board of Therapeutic Massage

Program is found in the following core budget(s): Professional Registration Administration

### 1a. What strategic priority does this program address?

- Strengthen our regulatory relationships while ensuring a level playing field to protect and advocate for the general public
- Develop our team, reward great performance, and retain top talent
- Innovate to make it easier to connect and work with us

### 1b. What does this program do?

- The Board of Therapeutic Massage protects the public from unlicensed, negligent, incompetent, and dishonest services relating to massage therapy and massage therapy businesses.
- The board reviews licensure applications to ensure a massage therapist is qualified, through education and examination, to provide massage therapy to Missouri consumers.
- Upon request from the Missouri Coordinating Board of Higher Education, the board reviews curriculum content and instructor credentials of educational programs to ensure graduates are eligible for licensure.
- The board reviews inspections, complaints and corresponding investigations to ensure licensees and businesses practice legally and competently, in order to provide massage in a safe and sanitary environment.

### 2a. Provide an activity measure(s) for the program.

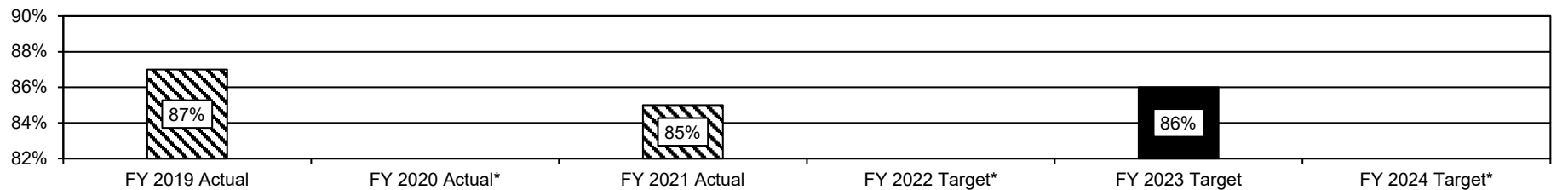
	FY 2019 Actual	FY 2020 Actual	FY 2021 Actual	FY 2022 Target	FY 2023 Target	FY 2024 Target
Applications Received	1,116	992	963	1,024*	1,024*	1,024*
Licensed Professionals	6,620	7,311	6,600	6,844*	6,844*	6,844*
Outreach Events	12	10	28**	11	11	11

\*Target reflects average in new licenses issued in the past three years.

\*\*FY 2021 actuals include the Human Trafficking meetings.

### 2b. Provide a measure(s) of the program's quality.

Percentage of Licensees Satisfied / Highly Satisfied With the Licensure Process



\*Biennial licenses only renewed in odd years.

Licensees were surveyed about their experience with the board's licensure procedures, customer service, website and communications.

## PROGRAM DESCRIPTION

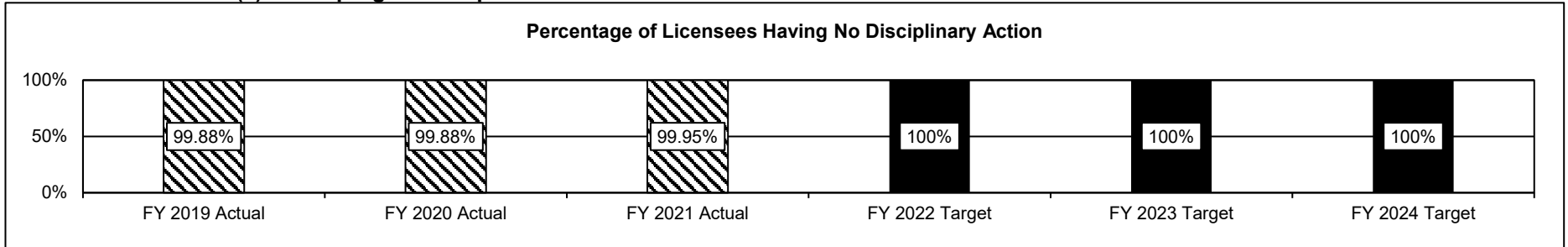
Department of Commerce and Insurance

HB Section(s): 7.450


Board of Therapeutic Massage

Program is found in the following core budget(s): Professional Registration Administration

2c. Provide a measure(s) of the program's impact.

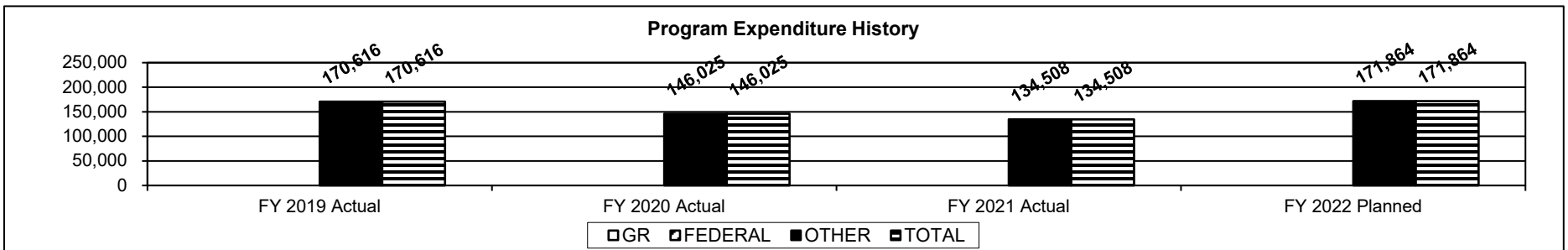


2d. Provide a measure(s) of the program's efficiency.



\*Biennial licenses only renewed in odd years.

3. Provide actual expenditures for the prior three fiscal years and planned expenditures for the current fiscal year. (Note: Amounts do not include fringe benefit costs.)



**PROGRAM DESCRIPTION**

**Department of Commerce and Insurance**

**HB Section(s):** 7.450

**Board of Therapeutic Massage**

**Program is found in the following core budget(s): Professional Registration Administration**

**4. What are the sources of the "Other " funds?**

Massage Therapy Fund (0884)

**5. What is the authorization for this program, i.e., federal or state statute, etc.? (Include the federal program number, if applicable.)**

State Statute: Sections 324.240-324.275, RSMo.

**6. Are there federal matching requirements? If yes, please explain.**

N/A

**7. Is this a federally mandated program? If yes, please explain.**

No



## PROGRAM DESCRIPTION

Department of Commerce and Insurance

HB Section(s): 7.450 / 7.515

Missouri Veterinary Medical Board

Program is found in the following core budget(s): Professional Registration Administration, Missouri Veterinary Medical Board

FY 2022 PLANNED			
	Veterinary	PR Admin	TOTAL
OTHER	108,659	96,985	205,644

### 1a. What strategic priority does this program address?

- Strengthen our regulatory relationships while ensuring a level playing field to protect and advocate for the general public
- Develop our team, reward great performance, and retain top talent
- Innovate to make it easier to connect and work with us

### 1b. What does this program do?

Duties of the board, include but not limited to:

- Examine and determine qualifications for the licensing of veterinarians.
- Provide for the registration of veterinary technicians.
- Issue veterinary facility permits.
- Issue, renew, deny, suspend, revoke, place on probation or otherwise discipline licensees, certificates and permits.
- Maintain annual renewal records.
- Issue temporary licenses under certain conditions.
- Adopt rules and regulations to execute and enforce statutory law.
- Establish fees for licenses and facility permits at a level to produce revenues for the execution of the practice act.
- Investigate complaints based on alleged violations of the practice act.
- Address and dispose of complaints through disciplinary hearings, informal conferences or other legal means if necessary.
- Establish minimum standards for the practice of veterinary medicine.

### 2a. Provide an activity measure(s) for the program.

	FY 2019 Actual	FY 2020 Actual	FY 2021 Actual	FY 2022 Target	FY 2023 Target	FY 2024 Target
Applications Received	532	523	504	504	504	504
Licensed Professionals	5,855	5,964	6,026	6,026	6,026	6,026
Public Meetings Held	9	11	8	9	9	9

## PROGRAM DESCRIPTION

Department of Commerce and Insurance

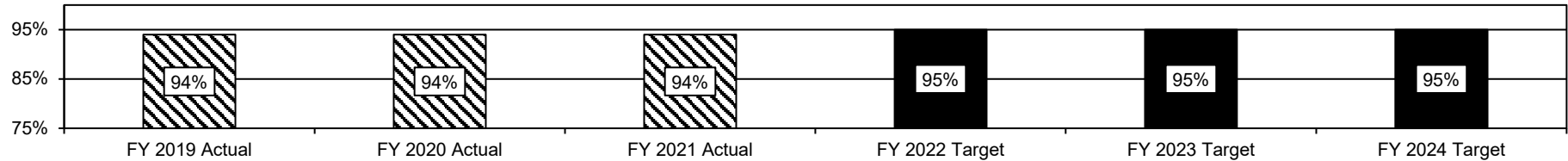
HB Section(s): 7.450 / 7.515

Missouri Veterinary Medical Board

Program is found in the following core budget(s): Professional Registration Administration, Missouri Veterinary Medical Board

2b. Provide a measure(s) of the program's quality.

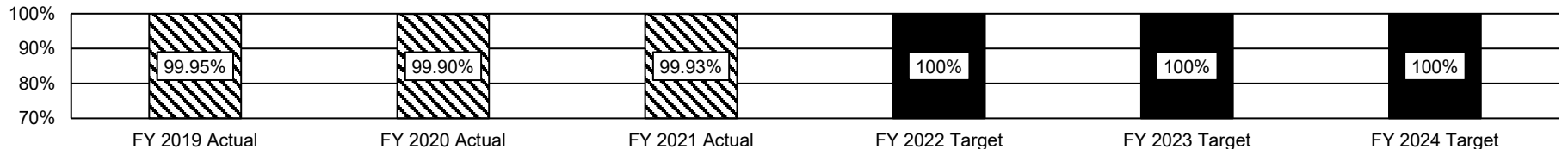
**Percentage of Licensees Satisfied / Highly Satisfied With the Licensure Process**



Licensees were surveyed about their experience with the board's licensure procedures, customer service, website and communications.

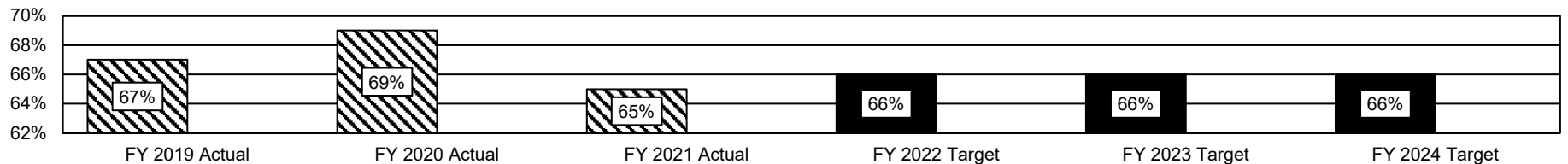
2c. Provide a measure(s) of the program's impact.

**Percentage of Licensees Having No Disciplinary Action**



2d. Provide a measure(s) of the program's efficiency.

**Percentage of Licensees Who Renew Online**



## PROGRAM DESCRIPTION

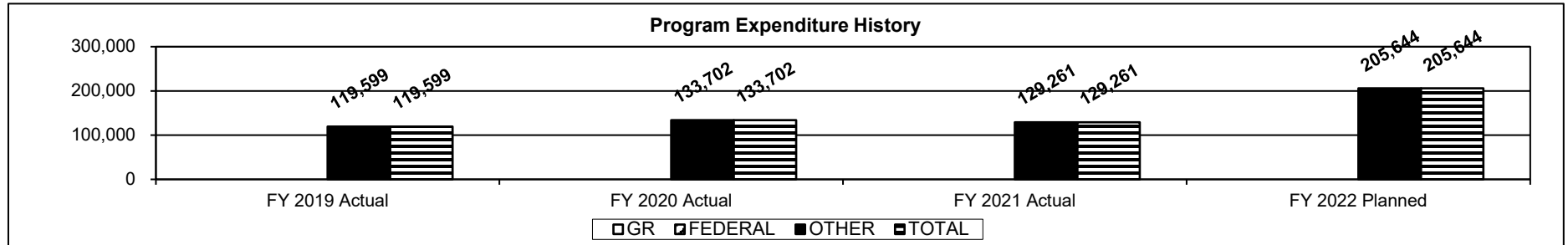
Department of Commerce and Insurance

HB Section(s): 7.450 / 7.515

Missouri Veterinary Medical Board

Program is found in the following core budget(s): Professional Registration Administration, Missouri Veterinary Medical Board

3. Provide actual expenditures for the prior three fiscal years and planned expenditures for the current fiscal year. *(Note: Amounts do not include fringe benefit costs.)*



4. What are the sources of the "Other " funds?

Veterinary Medical Board Fund (0639)

5. What is the authorization for this program, i.e., federal or state statute, etc.? (Include the federal program number, if applicable.)

State Statute: Sections 340.200-340.396, RSMo.

6. Are there federal matching requirements? If yes, please explain.

N/A

7. Is this a federally mandated program? If yes, please explain.

No

## CORE DECISION ITEM

Department of Commerce and Insurance	Budget Unit	42650C
Professional Registration		
Core - State Board of Accountancy	HB Section	7.455

### 1. CORE FINANCIAL SUMMARY

FY 2023 Budget Request					FY 2023 Governor's Recommendation				
	GR	Federal	Other	Total		GR	Federal	Other	Total
PS	0	0	319,564	319,564	PS	0	0	0	0
EE	0	0	248,625	248,625	EE	0	0	0	0
PSD	0	0	0	0	PSD	0	0	0	0
TRF	0	0	0	0	TRF	0	0	0	0
Total	0	0	568,189	568,189	Total	0	0	0	0
FTE	0.00	0.00	7.00	7.00	FTE	0.00	0.00	0.00	0.00
<i>Est. Fringe</i>	0	0	210,697	210,697	<i>Est. Fringe</i>	0	0	0	0
<i>Note: Fringes budgeted in House Bill 5 except for certain fringes budgeted directly to MoDOT, Highway Patrol, and Conservation.</i>					<i>Note: Fringes budgeted in House Bill 5 except for certain fringes budgeted directly to MoDOT, Highway Patrol, and Conservation.</i>				

Other Funds: State Board of Accountancy Fund (0627)

Other Funds:

### 2. CORE DESCRIPTION

This core appropriation is necessary so the Missouri State Board of Accountancy can operate. The board was created in 1909 by Senate Bill 112 and passed by the 44th General Assembly. The board is a state agency and the members are appointed by the Governor and confirmed by the Senate. The board consists of seven members. All members hold office for five years. The board is fee funded agency, supported entirely by CPA candidates' and licensees' fees. The Public Accountancy Act is the set of statutes that govern the ability of the board to regulate certified public accountants, public accountants, limited liability companies, partnerships, and professional corporations in Missouri.

The mission of the State Board of Accountancy is to protect the interests of all the citizens of the State of Missouri, as provided in Chapter 326, RSMo, by examining, certifying, licensing and regulating certified public accountants and public accountants, and firms of certified public accountants and public accountants in the State of Missouri. The board promulgates rules necessary to administer the provisions of Chapter 326 to ensure the competence and ethical standards of practitioners; regulates and enforces the practice of public accounting; investigates complaints and violations of Chapter 326 and related rules; and determines appropriate discipline for those who are found to have violated the statutes or regulations.

### 3. PROGRAM LISTING (list programs included in this core funding)

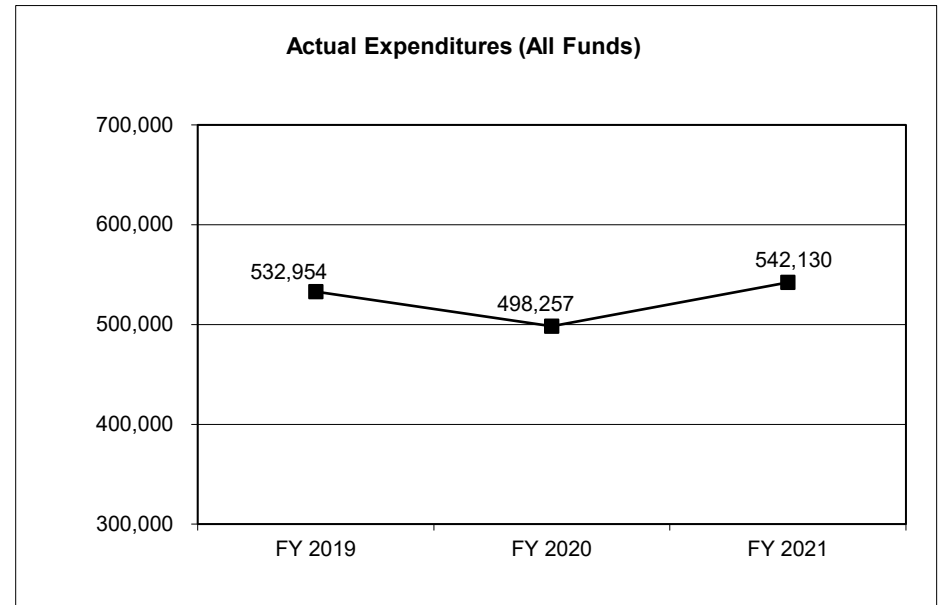
State Board of Accountancy

# **CORE DECISION ITEM**

<b>Department of Commerce and Insurance</b>	<b>Budget Unit</b>	<b>42650C</b>
<b>Professional Registration</b>		
<b>Core - State Board of Accountancy</b>	<b>HB Section</b>	<b>7.455</b>

## **4. FINANCIAL HISTORY**

	<b>FY 2019 Actual</b>	<b>FY 2020 Actual</b>	<b>FY 2021 Actual</b>	<b>FY 2022 Current Yr.</b>
Appropriation (All Funds)	544,876	555,442	564,208	568,189
Less Reverted (All Funds)	0	0	0	0
Less Restricted (All Funds)	0	0	0	0
Budget Authority (All Funds)	544,876	555,442	564,208	568,189
Actual Expenditures (All Funds)	532,954	498,257	542,130	N/A
Unexpended (All Funds)	11,922	57,185	22,078	N/A
Unexpended, by Fund:				
General Revenue	0	0	0	N/A
Federal	0	0	0	N/A
Other	11,922	57,185	22,078	N/A
	(1)	(2)	(3)	



Reverted includes the statutory three percent reserve amount (when applicable).

Restricted includes any Governor's expenditure restrictions which remained at the end of the fiscal year (when applicable).

## **NOTES:**

- (1) Unexpended amount is due to staff turnover and less than anticipated expenditures.
- (2) Unexpended amount is due to staff turnover and less than anticipated expenditures.
- (3) Unexpended amount is due to staff turnover and less than anticipated expenditures.

**CORE RECONCILIATION DETAIL**

**DEPT OF COMMERCE AND INSURANCE**  
**STATE BOARD OF ACCOUNTANCY**

**5. CORE RECONCILIATION DETAIL**

	<b>Budget Class</b>	<b>FTE</b>	<b>GR</b>	<b>Federal</b>	<b>Other</b>	<b>Total</b>	<b>Explanation</b>
<b>TAFP AFTER VETOES</b>							
	PS	7.00	0	0	319,564	319,564	
	EE	0.00	0	0	248,625	248,625	
	<b>Total</b>	<b>7.00</b>	<b>0</b>	<b>0</b>	<b>568,189</b>	<b>568,189</b>	
<b>DEPARTMENT CORE REQUEST</b>							
	PS	7.00	0	0	319,564	319,564	
	EE	0.00	0	0	248,625	248,625	
	<b>Total</b>	<b>7.00</b>	<b>0</b>	<b>0</b>	<b>568,189</b>	<b>568,189</b>	
<b>GOVERNOR'S RECOMMENDED CORE</b>							
	PS	7.00	0	0	319,564	319,564	
	EE	0.00	0	0	248,625	248,625	
	<b>Total</b>	<b>7.00</b>	<b>0</b>	<b>0</b>	<b>568,189</b>	<b>568,189</b>	

## DCI

## DECISION ITEM SUMMARY

Budget Unit								
Decision Item	FY 2021	FY 2021	FY 2022	FY 2022	FY 2023	FY 2023	*****	*****
Budget Object Summary	ACTUAL	ACTUAL	BUDGET	BUDGET	DEPT REQ	DEPT REQ	SECURED	SECURED
Fund	DOLLAR	FTE	DOLLAR	FTE	DOLLAR	FTE	COLUMN	COLUMN
<b>STATE BOARD OF ACCOUNTANCY</b>								
<b>CORE</b>								
PERSONAL SERVICES								
BOARD OF ACCOUNTANCY	294,322	7.38	319,564	7.00	319,564	7.00	0	0.00
TOTAL - PS	294,322	7.38	319,564	7.00	319,564	7.00	0	0.00
EXPENSE & EQUIPMENT								
BOARD OF ACCOUNTANCY	247,808	0.00	248,625	0.00	248,625	0.00	0	0.00
TOTAL - EE	247,808	0.00	248,625	0.00	248,625	0.00	0	0.00
<b>TOTAL</b>	<b>542,130</b>	<b>7.38</b>	<b>568,189</b>	<b>7.00</b>	<b>568,189</b>	<b>7.00</b>	<b>0</b>	<b>0.00</b>
<b>Pay Plan FY22-Cost to Continue - 0000013</b>								
PERSONAL SERVICES								
BOARD OF ACCOUNTANCY	0	0.00	0	0.00	3,164	0.00	0	0.00
TOTAL - PS	0	0.00	0	0.00	3,164	0.00	0	0.00
<b>TOTAL</b>	<b>0</b>	<b>0.00</b>	<b>0</b>	<b>0.00</b>	<b>3,164</b>	<b>0.00</b>	<b>0</b>	<b>0.00</b>
<b>GRAND TOTAL</b>	<b>\$542,130</b>	<b>7.38</b>	<b>\$568,189</b>	<b>7.00</b>	<b>\$571,353</b>	<b>7.00</b>	<b>\$0</b>	<b>0.00</b>

9/24/21 9:22

im\_disummary

## DCI

## DECISION ITEM DETAIL

Budget Unit	FY 2021	FY 2021	FY 2022	FY 2022	FY 2023	FY 2023	*****	*****
Decision Item	ACTUAL	ACTUAL	BUDGET	BUDGET	DEPT REQ	DEPT REQ	SECURED	SECURED
Budget Object Class	DOLLAR	FTE	DOLLAR	FTE	DOLLAR	FTE	COLUMN	COLUMN
<b>STATE BOARD OF ACCOUNTANCY</b>								
<b>CORE</b>								
SENIOR AUDITOR	1,970	0.04	0	0.00	0	0.00	0	0.00
PROCESSING TECHNICIAN II	5,065	0.17	0	0.00	0	0.00	0	0.00
PROCESSING TECHNICIAN SUPV	1,534	0.04	0	0.00	0	0.00	0	0.00
BOARD MEMBER	6,580	0.36	7,412	0.00	7,412	0.00	0	0.00
CLERK	20,917	0.48	24,517	0.00	16,367	0.00	0	0.00
PRINCIPAL ASST BOARD/COMMISSON	71,724	0.98	74,658	1.00	77,108	1.00	0	0.00
CUSTOMER SERVICE REP	76,715	2.55	84,609	3.00	90,309	3.00	0	0.00
CUSTOMER SERVICE SUPERVISOR	35,279	0.96	37,805	1.00	37,805	1.00	0	0.00
NON-COMMISSIONED INVESTIGATOR	29,239	0.84	35,345	1.00	35,345	1.00	0	0.00
REGULATORY AUDITOR	45,299	0.96	55,218	1.00	55,218	1.00	0	0.00
<b>TOTAL - PS</b>	<b>294,322</b>	<b>7.38</b>	<b>319,564</b>	<b>7.00</b>	<b>319,564</b>	<b>7.00</b>	<b>0</b>	<b>0.00</b>
TRAVEL, IN-STATE	3,740	0.00	14,833	0.00	14,833	0.00	0	0.00
TRAVEL, OUT-OF-STATE	0	0.00	1,720	0.00	1,720	0.00	0	0.00
SUPPLIES	16,740	0.00	32,625	0.00	32,625	0.00	0	0.00
PROFESSIONAL DEVELOPMENT	6,600	0.00	8,550	0.00	8,550	0.00	0	0.00
COMMUNICATION SERV & SUPP	2,477	0.00	5,000	0.00	5,000	0.00	0	0.00
PROFESSIONAL SERVICES	212,791	0.00	173,657	0.00	173,657	0.00	0	0.00
M&R SERVICES	709	0.00	3,000	0.00	3,000	0.00	0	0.00
OFFICE EQUIPMENT	1,913	0.00	3,000	0.00	3,000	0.00	0	0.00
BUILDING LEASE PAYMENTS	1,100	0.00	620	0.00	620	0.00	0	0.00
EQUIPMENT RENTALS & LEASES	570	0.00	620	0.00	620	0.00	0	0.00
MISCELLANEOUS EXPENSES	1,168	0.00	5,000	0.00	5,000	0.00	0	0.00
<b>TOTAL - EE</b>	<b>247,808</b>	<b>0.00</b>	<b>248,625</b>	<b>0.00</b>	<b>248,625</b>	<b>0.00</b>	<b>0</b>	<b>0.00</b>
<b>GRAND TOTAL</b>	<b>\$542,130</b>	<b>7.38</b>	<b>\$568,189</b>	<b>7.00</b>	<b>\$568,189</b>	<b>7.00</b>	<b>\$0</b>	<b>0.00</b>
<b>GENERAL REVENUE</b>	<b>\$0</b>	<b>0.00</b>	<b>\$0</b>	<b>0.00</b>	<b>\$0</b>	<b>0.00</b>		<b>0.00</b>
<b>FEDERAL FUNDS</b>	<b>\$0</b>	<b>0.00</b>	<b>\$0</b>	<b>0.00</b>	<b>\$0</b>	<b>0.00</b>		<b>0.00</b>
<b>OTHER FUNDS</b>	<b>\$542,130</b>	<b>7.38</b>	<b>\$568,189</b>	<b>7.00</b>	<b>\$568,189</b>	<b>7.00</b>		<b>0.00</b>



## PROGRAM DESCRIPTION

Department of Commerce and Insurance

HB Section(s): 7.455

State Board of Accountancy

Program is found in the following core budget(s): State Board of Accountancy

### 1a. What strategic priority does this program address?

- Strengthen our regulatory relationships while ensuring a level playing field to protect and advocate for the general public
- Develop our team, reward great performance, and retain top talent
- Innovate to make it easier to connect and work with us

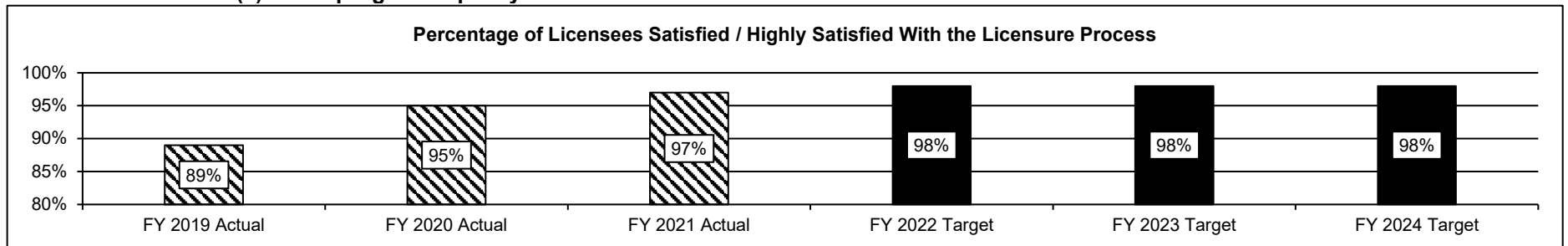
### 1b. What does this program do?

- The mission of the Missouri State Board of Accountancy is to protect the interests of all the citizens of the State of Missouri, as provided in Chapter 326, RSMo, by examining, certifying, licensing and regulating certified public accountants and public accountants as well as firms of certified public accountants and public accountants in the State of Missouri.
- The board promulgates rules necessary to administer the provisions of Chapter 326 to ensure the competence and ethical standards of practitioners; regulates and enforces the practice of public accounting; investigates complaints and violations of Chapter 326 and related rules; and determines appropriate discipline for those who are found to have violated the statutes or regulations.

### 2a. Provide an activity measure(s) for the program.

	<b>FY 2019 Actual</b>	<b>FY 2020 Actual</b>	<b>FY 2021 Actual</b>	<b>FY 2022 Target</b>	<b>FY 2023 Target</b>	<b>FY 2024 Target</b>
Applications Received	1,531	1,249	1,380	1,229	1,229	1,229
Licensed Professionals	22,600	22,716	22,970	22,970	22,970	22,970
Outreach Events	17	21	34	34	34	34

### 2b. Provide a measure(s) of the program's quality.



Licensees were surveyed about their experience with the board's licensure procedures, customer service, website and communications.

## PROGRAM DESCRIPTION

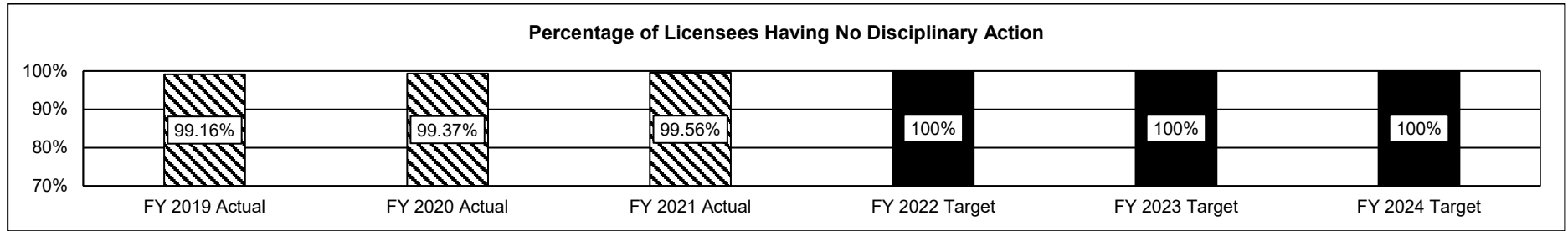
Department of Commerce and Insurance

HB Section(s): 7.455

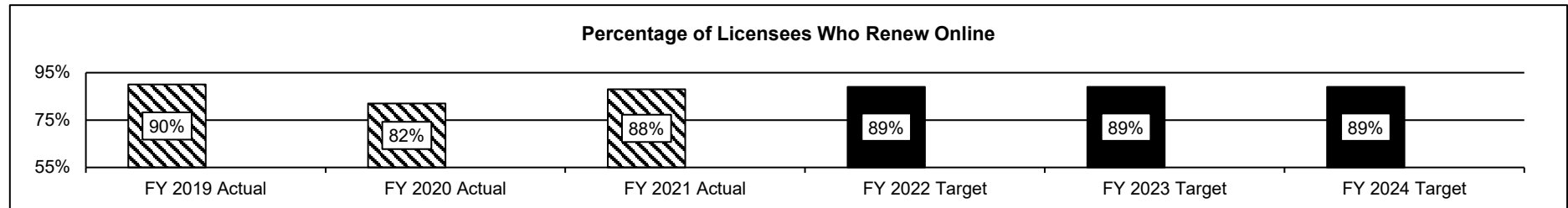
State Board of Accountancy

Program is found in the following core budget(s): State Board of Accountancy

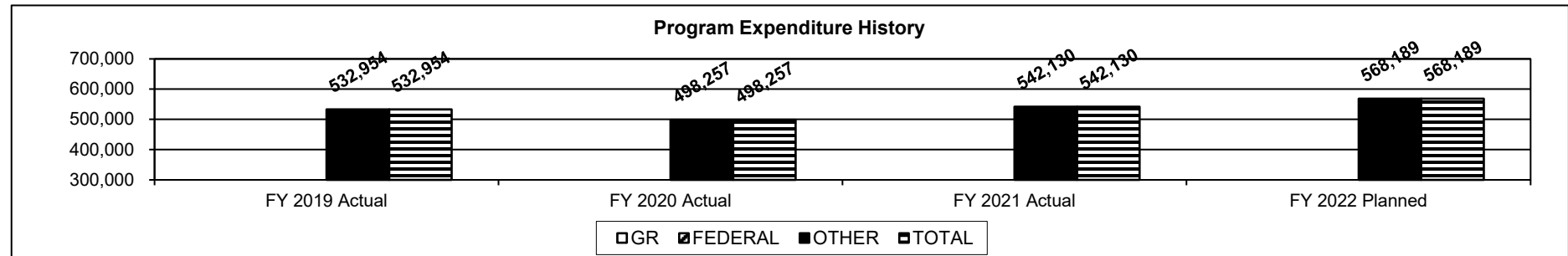
2c. Provide a measure(s) of the program's impact.



2d. Provide a measure(s) of the program's efficiency.



3. Provide actual expenditures for the prior three fiscal years and planned expenditures for the current fiscal year. (Note: Amounts do not include fringe benefit costs.)



**PROGRAM DESCRIPTION**

**Department of Commerce and Insurance**

**HB Section(s):** 7.455

**State Board of Accountancy**

**Program is found in the following core budget(s):** State Board of Accountancy

**4. What are the sources of the "Other " funds?**

State Board of Accountancy Fund (0627)

**5. What is the authorization for this program, i.e., federal or state statute, etc.? (Include the federal program number, if applicable.)**

State Statute: Sections 326.250-326.331, RSMo.

**6. Are there federal matching requirements? If yes, please explain.**

N/A

**7. Is this a federally mandated program? If yes, please explain.**

No

## CORE DECISION ITEM

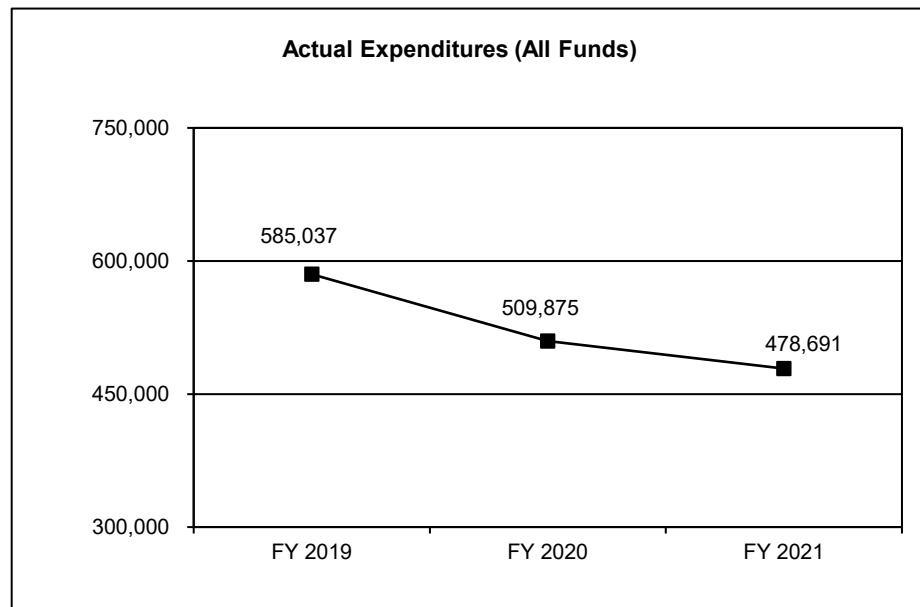
Department of Commerce and Insurance					Budget Unit		42660C		
Professional Registration					HB Section		7.460		
Core - State Board for Architects, Professional Engineers, Professional Land Surveyors and Professional Landscape Architects									
1. CORE FINANCIAL SUMMARY									
FY 2023 Budget Request					FY 2023 Governor's Recommendation				
	GR	Federal	Other	Total		GR	Federal	Other	Total
PS	0	0	391,193	391,193	PS	0	0	0	0
EE	0	0	303,395	303,395	EE	0	0	0	0
PSD	0	0	0	0	PSD	0	0	0	0
TRF	0	0	0	0	TRF	0	0	0	0
Total	0	0	694,588	694,588	Total	0	0	0	0
FTE	0.00	0.00	9.00	9.00	FTE	0.00	0.00	0.00	0.00
Est. Fringe	0	0	264,301	264,301	Est. Fringe	0	0	0	0
Note: Fringes budgeted in House Bill 5 except for certain fringes budgeted directly to MoDOT, Highway Patrol, and Conservation.					Note: Fringes budgeted in House Bill 5 except for certain fringes budgeted directly to MoDOT, Highway Patrol, and Conservation.				
Other Funds: State Board for Architects, Prof. Engineers, Prof. Land Surveyors & Prof. Landscape Architects Fund (0678)					Other Funds:				
2. CORE DESCRIPTION									
<p>This core appropriation is necessary so the Missouri State Board for Architects, Professional Engineers, Professional Land Surveyors and Professional Landscape Architects can operate. The board's mission is to protect the inhabitants of the State of Missouri in the enjoyment of life, health, peace and safety, and to protect their property from damage or destruction through dangerous, dishonest, incompetent or unlawful architectural, professional engineering, land surveying or landscape architectural practice and generally to conserve the public welfare. The board licenses architects, architectural corporations, professional engineers, engineering corporations, professional land surveyors, land surveying corporations, professional landscape architects and landscape architectural corporations. The board also enrolls engineer interns and land surveyors-in-training.</p> <p>The board protects the public; licenses only qualified professionals by examination and evaluation of minimum competency and enforces standards by implementing legislation and administrative rules.</p> <p>The board consists of fifteen members. Board members are appointed by the Governor and must be approved by the Missouri Senate. All members hold office for four years or until their successor has been appointed and qualified.</p>									
3. PROGRAM LISTING (list programs included in this core funding)									
State Board for Architects, Professional Engineers, Professional Land Surveyors and Professional Landscape Architects									

# **CORE DECISION ITEM**

<b>Department of Commerce and Insurance</b>	<b>Budget Unit</b>	<b>42660C</b>
<b>Professional Registration</b>	<b>HB Section</b>	<b>7.460</b>
<b>Core - State Board for Architects, Professional Engineers, Professional Land Surveyors and Professional Landscape Architects</b>		

## **4. FINANCIAL HISTORY**

	<b>FY 2019 Actual</b>	<b>FY 2020 Actual</b>	<b>FY 2021 Actual</b>	<b>FY 2022 Current Yr.</b>
Appropriation (All Funds)	703,496	683,075	689,715	694,588
Less Reverted (All Funds)	0	0	0	0
Less Restricted (All Funds)	0	0	0	0
Budget Authority (All Funds)	703,496	683,075	689,715	694,588
Actual Expenditures (All Funds)	585,037	509,875	478,691	N/A
Unexpended (All Funds)	118,459	173,200	211,024	N/A
Unexpended, by Fund:				
General Revenue	0	0	0	N/A
Federal	0	0	0	N/A
Other	118,459	173,200	211,024	N/A
	(1)	(2)	(3)	



Reverted includes the statutory three percent reserve amount (when applicable).

Restricted includes any Governor's expenditure restrictions which remained at the end of the fiscal year (when applicable).

### **NOTES:**

- (1) Unexpended amount is due to staff turnover and less than anticipated expenditures.
- (2) Unexpended amount is due to staff turnover and less than anticipated expenditures.
- (3) Unexpended amount is due to staff turnover and less than anticipated expenditures.

**CORE RECONCILIATION DETAIL**

**DEPT OF COMMERCE AND INSURANCE**  
**ARCHITECTS, P.E. & LAND SURV.**

**5. CORE RECONCILIATION DETAIL**

	<b>Budget Class</b>	<b>FTE</b>	<b>GR</b>	<b>Federal</b>	<b>Other</b>	<b>Total</b>	<b>Explanation</b>
<b>TAFP AFTER VETOES</b>							
	PS	9.00	0	0	391,193	391,193	
	EE	0.00	0	0	303,395	303,395	
	<b>Total</b>	<b>9.00</b>	<b>0</b>	<b>0</b>	<b>694,588</b>	<b>694,588</b>	
<b>DEPARTMENT CORE REQUEST</b>							
	PS	9.00	0	0	391,193	391,193	
	EE	0.00	0	0	303,395	303,395	
	<b>Total</b>	<b>9.00</b>	<b>0</b>	<b>0</b>	<b>694,588</b>	<b>694,588</b>	
<b>GOVERNOR'S RECOMMENDED CORE</b>							
	PS	9.00	0	0	391,193	391,193	
	EE	0.00	0	0	303,395	303,395	
	<b>Total</b>	<b>9.00</b>	<b>0</b>	<b>0</b>	<b>694,588</b>	<b>694,588</b>	

## DCI

## DECISION ITEM SUMMARY

Budget Unit								
Decision Item	FY 2021	FY 2021	FY 2022	FY 2022	FY 2023	FY 2023	*****	*****
Budget Object Summary	ACTUAL	ACTUAL	BUDGET	BUDGET	DEPT REQ	DEPT REQ	SECURED	SECURED
Fund	DOLLAR	FTE	DOLLAR	FTE	DOLLAR	FTE	COLUMN	COLUMN
<b>ARCHITECTS, P.E. &amp; LAND SURV.</b>								
<b>CORE</b>								
PERSONAL SERVICES								
BRD OF ARCH,ENG,LND SUR,LND AR	299,026	8.04	391,193	9.00	391,193	9.00	0	0.00
TOTAL - PS	299,026	8.04	391,193	9.00	391,193	9.00	0	0.00
EXPENSE & EQUIPMENT								
BRD OF ARCH,ENG,LND SUR,LND AR	179,665	0.00	303,395	0.00	303,395	0.00	0	0.00
TOTAL - EE	179,665	0.00	303,395	0.00	303,395	0.00	0	0.00
<b>TOTAL</b>	<b>478,691</b>	<b>8.04</b>	<b>694,588</b>	<b>9.00</b>	<b>694,588</b>	<b>9.00</b>	<b>0</b>	<b>0.00</b>
<b>Pay Plan FY22-Cost to Continue - 0000013</b>								
PERSONAL SERVICES								
BRD OF ARCH,ENG,LND SUR,LND AR	0	0.00	0	0.00	3,874	0.00	0	0.00
TOTAL - PS	0	0.00	0	0.00	3,874	0.00	0	0.00
<b>TOTAL</b>	<b>0</b>	<b>0.00</b>	<b>0</b>	<b>0.00</b>	<b>3,874</b>	<b>0.00</b>	<b>0</b>	<b>0.00</b>
<b>GRAND TOTAL</b>	<b>\$478,691</b>	<b>8.04</b>	<b>\$694,588</b>	<b>9.00</b>	<b>\$698,462</b>	<b>9.00</b>	<b>\$0</b>	<b>0.00</b>

9/24/21 9:22

im\_disummary

## DCI

## DECISION ITEM DETAIL

Budget Unit	FY 2021	FY 2021	FY 2022	FY 2022	FY 2023	FY 2023	*****	*****
Decision Item	ACTUAL	ACTUAL	BUDGET	BUDGET	DEPT REQ	DEPT REQ	SECURED	SECURED
Budget Object Class	DOLLAR	FTE	DOLLAR	FTE	DOLLAR	FTE	COLUMN	COLUMN
<b>ARCHITECTS, P.E. &amp; LAND SURV.</b>								
<b>CORE</b>								
ADMIN OFFICE SUPPORT ASSISTANT	1,362	0.04	0	0.00	0	0.00	0	0.00
INVESTIGATOR II	1,765	0.04	0	0.00	0	0.00	0	0.00
PROF REG ADMSTV COOR	1,833	0.04	0	0.00	0	0.00	0	0.00
PROCESSING TECHNICIAN II	2,507	0.08	0	0.00	0	0.00	0	0.00
PROCESSING TECHNICIAN III	1,362	0.04	0	0.00	0	0.00	0	0.00
BOARD MEMBER	11,958	0.61	25,041	0.00	25,041	0.00	0	0.00
CLERK	11,038	0.40	28,288	0.00	28,288	0.00	0	0.00
MISCELLANEOUS PROFESSIONAL	44,251	0.51	43,632	0.00	43,632	0.00	0	0.00
PRINCIPAL ASST BOARD/COMMISSON	0	0.00	475	1.00	475	1.00	0	0.00
LEAD ADMIN SUPPORT ASSISTANT	42,960	1.31	69,472	2.00	69,472	2.00	0	0.00
ADMIN SUPPORT PROFESSIONAL	56,509	1.28	45,417	1.00	45,417	1.00	0	0.00
CUSTOMER SERVICE REP	57,670	1.92	97,633	3.00	97,633	3.00	0	0.00
LEAD CUSTOMER SERVICE REP	31,322	0.96	36,144	1.00	36,144	1.00	0	0.00
SR NON-COMMISSION INVESTIGATOR	34,489	0.81	45,091	1.00	45,091	1.00	0	0.00
<b>TOTAL - PS</b>	<b>299,026</b>	<b>8.04</b>	<b>391,193</b>	<b>9.00</b>	<b>391,193</b>	<b>9.00</b>	<b>0</b>	<b>0.00</b>
TRAVEL, IN-STATE	13,495	0.00	31,932	0.00	31,932	0.00	0	0.00
TRAVEL, OUT-OF-STATE	0	0.00	10,066	0.00	10,066	0.00	0	0.00
FUEL & UTILITIES	0	0.00	100	0.00	100	0.00	0	0.00
SUPPLIES	31,228	0.00	35,000	0.00	35,000	0.00	0	0.00
PROFESSIONAL DEVELOPMENT	27,261	0.00	30,000	0.00	30,000	0.00	0	0.00
COMMUNICATION SERV & SUPP	2,937	0.00	6,984	0.00	6,984	0.00	0	0.00
PROFESSIONAL SERVICES	85,188	0.00	155,000	0.00	155,000	0.00	0	0.00
HOUSEKEEPING & JANITORIAL SERV	0	0.00	100	0.00	100	0.00	0	0.00
M&R SERVICES	1,320	0.00	3,508	0.00	3,508	0.00	0	0.00
COMPUTER EQUIPMENT	109	0.00	0	0.00	0	0.00	0	0.00
OFFICE EQUIPMENT	3,059	0.00	2,000	0.00	2,000	0.00	0	0.00
OTHER EQUIPMENT	0	0.00	500	0.00	500	0.00	0	0.00
PROPERTY & IMPROVEMENTS	0	0.00	1,000	0.00	1,000	0.00	0	0.00
BUILDING LEASE PAYMENTS	186	0.00	8,000	0.00	8,000	0.00	0	0.00
EQUIPMENT RENTALS & LEASES	9,991	0.00	8,000	0.00	8,000	0.00	0	0.00



# DCI

# DECISION ITEM DETAIL

Budget Unit	FY 2021	FY 2021	FY 2022	FY 2022	FY 2023	FY 2023	*****	*****
Decision Item	ACTUAL	ACTUAL	BUDGET	BUDGET	DEPT REQ	DEPT REQ	SECURED	SECURED
Budget Object Class	DOLLAR	FTE	DOLLAR	FTE	DOLLAR	FTE	COLUMN	COLUMN
<b>ARCHITECTS, P.E. &amp; LAND SURV.</b>								
<b>CORE</b>								
MISCELLANEOUS EXPENSES	4,891	0.00	11,205	0.00	11,205	0.00	0	0.00
<b>TOTAL - EE</b>	<b>179,665</b>	<b>0.00</b>	<b>303,395</b>	<b>0.00</b>	<b>303,395</b>	<b>0.00</b>	<b>0</b>	<b>0.00</b>
<b>GRAND TOTAL</b>	<b>\$478,691</b>	<b>8.04</b>	<b>\$694,588</b>	<b>9.00</b>	<b>\$694,588</b>	<b>9.00</b>	<b>\$0</b>	<b>0.00</b>
<b>GENERAL REVENUE</b>								
	\$0	0.00	\$0	0.00	\$0	0.00		0.00
<b>FEDERAL FUNDS</b>								
	\$0	0.00	\$0	0.00	\$0	0.00		0.00
<b>OTHER FUNDS</b>								
	\$478,691	8.04	\$694,588	9.00	\$694,588	9.00		0.00

## PROGRAM DESCRIPTION

Department of Commerce and Insurance

HB Section(s): 7.460

State Board for Architects, Professional Engineers, Professional Land Surveyors and Professional Landscape Architects

Program is found in the following core budget(s): Architects, Prof. Engineers, Prof. Land Surveyors and Prof. Landscape Architects

### 1a. What strategic priority does this program address?

- Strengthen our regulatory relationships while ensuring a level playing field to protect and advocate for the general public
- Provide help and educate stakeholders so they are better informed problem solvers
- Develop our team, reward great performance, and retain top talent
- Innovate to make it easier to connect and work with us

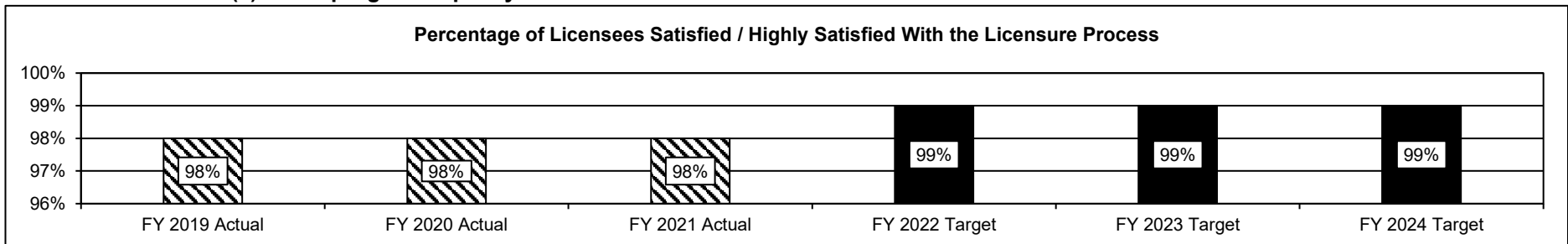
### 1b. What does this program do?

- The board's mission is to protect the inhabitants of the State of Missouri in the enjoyment of life, health, peace and safety, as well as to protect their property from damage or destruction through dangerous, dishonest, incompetent or unlawful architectural, professional engineering, land surveying or landscape architectural practice and generally to conserve the public welfare.
- The board licenses architects, architectural corporations, professional engineers, engineering corporations, professional land surveyors, land surveying corporations, professional landscape architects and landscape architectural corporations. The board also enrolls engineer interns and land surveyors-in-training.
- The board protects the public, licenses only qualified professionals by examination and evaluation of minimum competency and enforces standards by implementing legislation and administrative rules.

### 2a. Provide an activity measure(s) for the program.

	FY 2019 Actual	FY 2020 Actual	FY 2021 Actual	FY 2022 Target	FY 2023 Target	FY 2024 Target
Applications Received	1,859	1,425	1,923	1,923	1,923	1,923
Licensed Professionals	29,810	30,235	30,847	30,847	30,847	30,847
Outreach Events	32	32	24	32	32	32

### 2b. Provide a measure(s) of the program's quality.



Licensees were surveyed about their experience with the board's licensure procedures, customer service, website and communications.

## PROGRAM DESCRIPTION

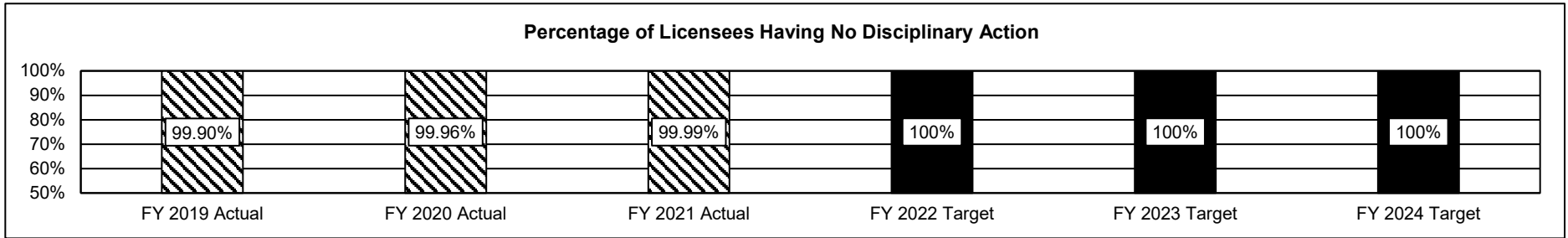
Department of Commerce and Insurance

HB Section(s): 7.460


State Board for Architects, Professional Engineers, Professional Land Surveyors and Professional Landscape Architects

Program is found in the following core budget(s): Architects, Prof. Engineers, Prof. Land Surveyors and Prof. Landscape Architects

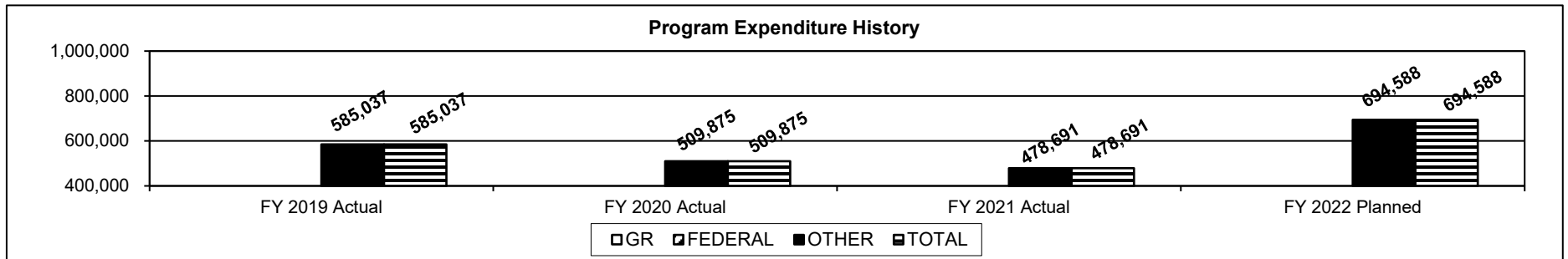
### 2c. Provide a measure(s) of the program's impact.



### 2d. Provide a measure(s) of the program's efficiency.



### 3. Provide actual expenditures for the prior three fiscal years and planned expenditures for the current fiscal year. (Note: Amounts do not include fringe benefit costs.)



**PROGRAM DESCRIPTION**

**Department of Commerce and Insurance**

**HB Section(s): 7.460**

**State Board for Architects, Professional Engineers, Professional Land Surveyors and Professional Landscape Architects**

**Program is found in the following core budget(s): Architects, Prof. Engineers, Prof. Land Surveyors and Prof. Landscape Architects**

**4. What are the sources of the "Other " funds?**

State Board for Architects, Professional Engineers, Professional Land Surveyors and Professional Landscape Architects Fund (0678)

**5. What is the authorization for this program, i.e., federal or state statute, etc.? (Include the federal program number, if applicable.)**

State Statute: Sections 327.011-327.635, RSMo.

**6. Are there federal matching requirements? If yes, please explain.**

N/A

**7. Is this a federally mandated program? If yes, please explain.**

No

## CORE DECISION ITEM

Department of Commerce and Insurance	Budget Unit	42680C
Professional Registration		
Core - State Board of Chiropractic Examiners	HB Section	7.465

### 1. CORE FINANCIAL SUMMARY

FY 2023 Budget Request					FY 2023 Governor's Recommendation				
	GR	Federal	Other	Total		GR	Federal	Other	Total
PS	0	0	0	0	PS	0	0	0	0
EE	0	0	132,146	132,146	EE	0	0	0	0
PSD	0	0	0	0	PSD	0	0	0	0
TRF	0	0	0	0	TRF	0	0	0	0
<b>Total</b>	<b>0</b>	<b>0</b>	<b>132,146</b>	<b>132,146</b>	<b>Total</b>	<b>0</b>	<b>0</b>	<b>0</b>	<b>0</b>
FTE					FTE				
	0.00	0.00	0.00	0.00		0.00	0.00	0.00	0.00
<b>Est. Fringe</b>	<b>0</b>	<b>0</b>	<b>0</b>	<b>0</b>	<b>Est. Fringe</b>	<b>0</b>	<b>0</b>	<b>0</b>	<b>0</b>
Note: Fringes budgeted in House Bill 5 except for certain fringes budgeted directly to MoDOT, Highway Patrol, and Conservation.					Note: Fringes budgeted in House Bill 5 except for certain fringes budgeted directly to MoDOT, Highway Patrol, and Conservation.				

Other Funds: State Board of Chiropractic Examiners Fund (0630)

Other Funds:

### 2. CORE DESCRIPTION

This core appropriation supports the Missouri State Board of Chiropractic Examiners. The board protects the public from unlicensed, negligent, and incompetent treatment by a chiropractic physician. The Board enforces licensure standards by implementing legislation and administrative regulations, along with monitoring changes within the profession. The board reviews applications to ensure a chiropractic physician is qualified, through education and examination, to provide treatment to Missouri consumers and reviews complaints and corresponding investigations are reviewed by the board to ensure chiropractic physicians practice legally, ethically, and competently.

The board consists of six members. Board members are appointed by the Governor and must be approved by the Missouri Senate. All members hold office for four years.

### 3. PROGRAM LISTING (list programs included in this core funding)

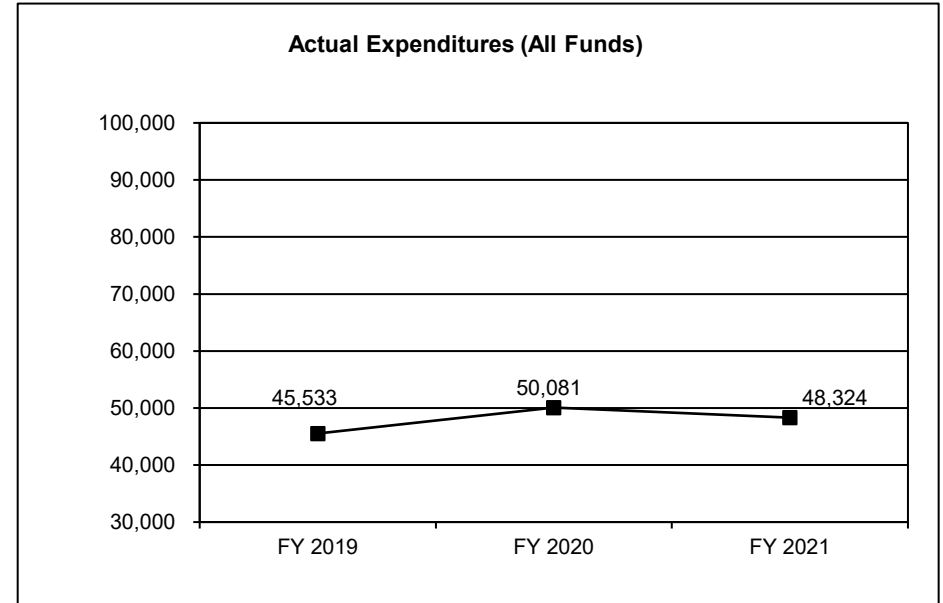
State Board of Chiropractic Examiners

# **CORE DECISION ITEM**

<b>Department of Commerce and Insurance</b>	<b>Budget Unit</b>	<b>42680C</b>
<b>Professional Registration</b>		
<b>Core - State Board of Chiropractic Examiners</b>	<b>HB Section</b>	<b>7.465</b>

## **4. FINANCIAL HISTORY**

	<b>FY 2019 Actual</b>	<b>FY 2020 Actual</b>	<b>FY 2021 Actual</b>	<b>FY 2022 Current Yr.</b>
Appropriation (All Funds)	131,820	131,820	131,983	132,146
Less Reverted (All Funds)	0	0	0	0
Less Restricted (All Funds)	0	0	0	0
Budget Authority (All Funds)	131,820	131,820	131,983	132,146
Actual Expenditures (All Funds)	45,533	50,081	48,324	N/A
Unexpended (All Funds)	86,287	81,739	83,659	N/A
Unexpended, by Fund:				
General Revenue	0	0	0	N/A
Federal	0	0	0	N/A
Other	86,287	81,739	83,659	N/A
	(1)	(2)	(3)	



Reverted includes the statutory three percent reserve amount (when applicable).

Restricted includes any Governor's expenditure restrictions which remained at the end of the fiscal year (when applicable).

## **NOTES:**

- (1) Unexpended amount is due to staff turnover and less than anticipated expenditures.
- (2) Unexpended amount is due to staff turnover and less than anticipated expenditures.
- (3) Unexpended amount is due to staff turnover and less than anticipated expenditures.

---

**CORE RECONCILIATION DETAIL**

---

**DEPT OF COMMERCE AND INSURANCE**  
**BD OF CHIROPRACTIC EXAMINERS**

---

---

**5. CORE RECONCILIATION DETAIL**

---

	<b>Budget Class</b>	<b>FTE</b>	<b>GR</b>	<b>Federal</b>	<b>Other</b>	<b>Total</b>	<b>Explanation</b>
<b>TAFP AFTER VETOES</b>							
	EE	0.00	0	0	132,146	132,146	
	<b>Total</b>	<b>0.00</b>	<b>0</b>	<b>0</b>	<b>132,146</b>	<b>132,146</b>	
<b>DEPARTMENT CORE REQUEST</b>							
	EE	0.00	0	0	132,146	132,146	
	<b>Total</b>	<b>0.00</b>	<b>0</b>	<b>0</b>	<b>132,146</b>	<b>132,146</b>	
<b>GOVERNOR'S RECOMMENDED CORE</b>							
	EE	0.00	0	0	132,146	132,146	
	<b>Total</b>	<b>0.00</b>	<b>0</b>	<b>0</b>	<b>132,146</b>	<b>132,146</b>	

# DCI

# DECISION ITEM SUMMARY

Budget Unit									
Decision Item	FY 2021	FY 2021	FY 2022	FY 2022	FY 2023	FY 2023	*****	*****	
Budget Object Summary	ACTUAL	ACTUAL	BUDGET	BUDGET	DEPT REQ	DEPT REQ	SECURED	SECURED	
Fund	DOLLAR	FTE	DOLLAR	FTE	DOLLAR	FTE	COLUMN	COLUMN	
<b>BD OF CHIROPRACTIC EXAMINERS</b>									
<b>CORE</b>									
EXPENSE & EQUIPMENT									
BOARD OF CHIROPRACTIC EXAMINER	48,324	0.00	132,146	0.00	132,146	0.00	0	0.00	
TOTAL - EE	48,324	0.00	132,146	0.00	132,146	0.00	0	0.00	
<b>TOTAL</b>	<b>48,324</b>	<b>0.00</b>	<b>132,146</b>	<b>0.00</b>	<b>132,146</b>	<b>0.00</b>	<b>0</b>	<b>0.00</b>	
<b>GRAND TOTAL</b>	<b>\$48,324</b>	<b>0.00</b>	<b>\$132,146</b>	<b>0.00</b>	<b>\$132,146</b>	<b>0.00</b>	<b>\$0</b>	<b>0.00</b>	

9/24/21 9:22

im\_disummary



## DCI

## DECISION ITEM DETAIL

Budget Unit	FY 2021	FY 2021	FY 2022	FY 2022	FY 2023	FY 2023	*****	*****
Decision Item	ACTUAL	ACTUAL	BUDGET	BUDGET	DEPT REQ	DEPT REQ	SECURED	SECURED
Budget Object Class	DOLLAR	FTE	DOLLAR	FTE	DOLLAR	FTE	COLUMN	COLUMN
<b>BD OF CHIROPRACTIC EXAMINERS</b>								
<b>CORE</b>								
TRAVEL, IN-STATE	4,700	0.00	5,367	0.00	5,367	0.00	0	0.00
TRAVEL, OUT-OF-STATE	0	0.00	7,007	0.00	7,007	0.00	0	0.00
FUEL & UTILITIES	0	0.00	60	0.00	60	0.00	0	0.00
SUPPLIES	4,901	0.00	8,030	0.00	8,030	0.00	0	0.00
PROFESSIONAL DEVELOPMENT	6,736	0.00	6,980	0.00	6,980	0.00	0	0.00
COMMUNICATION SERV & SUPP	1,804	0.00	4,000	0.00	4,000	0.00	0	0.00
PROFESSIONAL SERVICES	29,295	0.00	87,000	0.00	87,000	0.00	0	0.00
M&R SERVICES	649	0.00	4,502	0.00	4,502	0.00	0	0.00
COMPUTER EQUIPMENT	19	0.00	0	0.00	0	0.00	0	0.00
OFFICE EQUIPMENT	107	0.00	4,600	0.00	4,600	0.00	0	0.00
OTHER EQUIPMENT	0	0.00	2,000	0.00	2,000	0.00	0	0.00
BUILDING LEASE PAYMENTS	0	0.00	600	0.00	600	0.00	0	0.00
MISCELLANEOUS EXPENSES	113	0.00	2,000	0.00	2,000	0.00	0	0.00
<b>TOTAL - EE</b>	<b>48,324</b>	<b>0.00</b>	<b>132,146</b>	<b>0.00</b>	<b>132,146</b>	<b>0.00</b>	<b>0</b>	<b>0.00</b>
<b>GRAND TOTAL</b>	<b>\$48,324</b>	<b>0.00</b>	<b>\$132,146</b>	<b>0.00</b>	<b>\$132,146</b>	<b>0.00</b>	<b>\$0</b>	<b>0.00</b>
<b>GENERAL REVENUE</b>	<b>\$0</b>	<b>0.00</b>	<b>\$0</b>	<b>0.00</b>	<b>\$0</b>	<b>0.00</b>		<b>0.00</b>
<b>FEDERAL FUNDS</b>	<b>\$0</b>	<b>0.00</b>	<b>\$0</b>	<b>0.00</b>	<b>\$0</b>	<b>0.00</b>		<b>0.00</b>
<b>OTHER FUNDS</b>	<b>\$48,324</b>	<b>0.00</b>	<b>\$132,146</b>	<b>0.00</b>	<b>\$132,146</b>	<b>0.00</b>		<b>0.00</b>

## PROGRAM DESCRIPTION

Department of Commerce and Insurance

HB Section(s): 7.450 / 7.465

State Board of Chiropractic Examiners

Program is found in the following core budget(s): Professional Registration Administration, State Board of Chiropractic Examiners

FY 2022 PLANNED			
	Chiropractic	PR Admin	TOTAL
OTHER	132,146	86,058	218,204

### 1a. What strategic priority does this program address?

- Strengthen our regulatory relationships while ensuring a level playing field to protect and advocate for the general public
- Develop our team, reward great performance, and retain top talent
- Innovate to make it easier to connect and work with us

### 1b. What does this program do?

- The board protects the public from unlicensed, negligent, and incompetent treatment by a chiropractic physician.
- The board enforces licensure standards by implementing legislation and administrative regulations, along with monitoring changes within the profession. The board reviews applications to ensure a chiropractic physician is qualified, through education and examination, to provide treatment to Missouri consumers.
- The board reviews complaints and corresponding investigations to ensure chiropractic physicians practice legally, ethically, and competently.

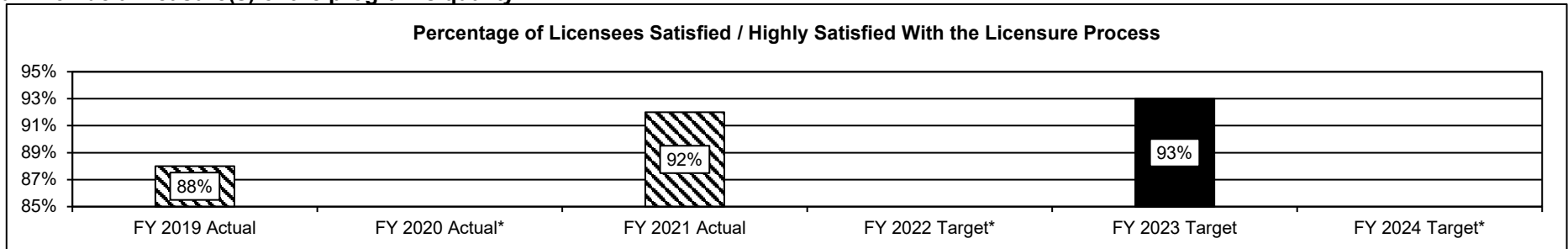
### 2a. Provide an activity measure(s) for the program.

	FY 2019 Actual	FY 2020 Actual	FY 2021 Actual	FY 2022 Target	FY 2023 Target	FY 2024 Target
Applications Received	120	130	160	137*	137*	137*
Licensed Professionals	2,438	2,568	2,504	2,503*	2,503*	2,503*
Outreach Events	11	8**	21	10	10	10

\*Target reflects average in new licenses issued in the past three years.

\*\* 2 events in FY20 were not rescheduled due to COVID-19 Pandemic.

### 2b. Provide a measure(s) of the program's quality.



\*Biennial licenses only renewed in odd years.

Licensees were surveyed about their experience with the board's licensure procedures, customer service, website and communications.

## PROGRAM DESCRIPTION

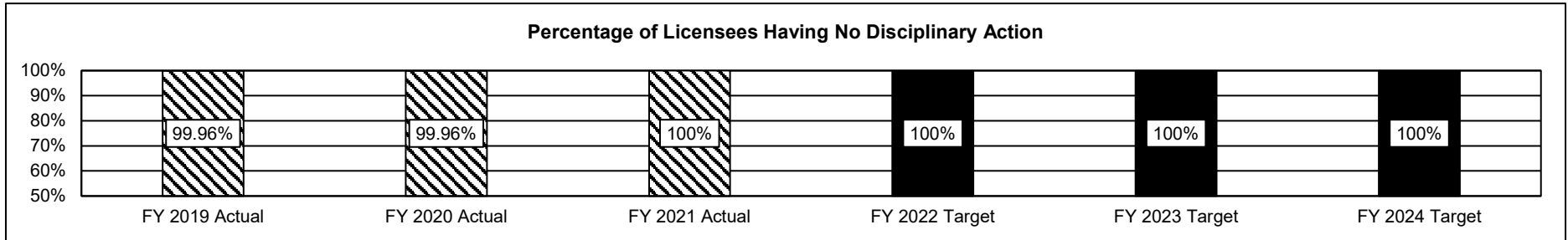
Department of Commerce and Insurance

HB Section(s): 7.450 / 7.465


State Board of Chiropractic Examiners

Program is found in the following core budget(s): Professional Registration Administration, State Board of Chiropractic Examiners

2c. Provide a measure(s) of the program's impact.




2d. Provide a measure(s) of the program's efficiency.



\*Biennial licenses only renewed in odd years.

3. Provide actual expenditures for the prior three fiscal years and planned expenditures for the current fiscal year. (Note: Amounts do not include fringe benefit costs.)



**PROGRAM DESCRIPTION**

**Department of Commerce and Insurance**

**HB Section(s):** 7.450 / 7.465

**State Board of Chiropractic Examiners**

**Program is found in the following core budget(s): Professional Registration Administration, State Board of Chiropractic Examiners**

**4. What are the sources of the "Other " funds?**

State Board of Chiropractic Examiners Fund (0630)

**5. What is the authorization for this program, i.e., federal or state statute, etc.? (Include the federal program number, if applicable.)**

State Statute: Sections 331.010-331.115, RSMo.

**6. Are there federal matching requirements? If yes, please explain.**

N/A

**7. Is this a federally mandated program? If yes, please explain.**

No

### CORE DECISION ITEM

Department of Commerce and Insurance	Budget Unit	42695C
Professional Registration		
Core - State Board of Cosmetology and Barber Examiners	HB Section	7.470

#### 1. CORE FINANCIAL SUMMARY

FY 2023 Budget Request					FY 2023 Governor's Recommendation				
	GR	Federal	Other	Total		GR	Federal	Other	Total
PS	0	0	0	0	PS	0	0	0	0
EE	0	0	316,334	316,334	EE	0	0	0	0
PSD	0	0	0	0	PSD	0	0	0	0
TRF	0	0	0	0	TRF	0	0	0	0
<b>Total</b>	<b>0</b>	<b>0</b>	<b>316,334</b>	<b>316,334</b>	<b>Total</b>	<b>0</b>	<b>0</b>	<b>0</b>	<b>0</b>
FTE	0.00	0.00	0.00	0.00	FTE	0.00	0.00	0.00	0.00

<b>Est. Fringe</b>	0	0	0	0
--------------------	---	---	---	---

*Note: Fringes budgeted in House Bill 5 except for certain fringes budgeted directly to MoDOT, Highway Patrol, and Conservation.*

Other Funds: Board of Cosmetology and Barber Examiners Fund (0785)

<b>Est. Fringe</b>	0	0	0	0
--------------------	---	---	---	---

*Note: Fringes budgeted in House Bill 5 except for certain fringes budgeted directly to MoDOT, Highway Patrol, and Conservation.*

Other Funds:

#### 2. CORE DESCRIPTION

This core appropriation supports the State Board of Cosmetology and Barber Examiners. The board regulates "Barber", "Class CH - hairdresser", "Class MO - manicurist", "Class CA - hairdressing and manicuring", "Class E - estheticians", "Instructor", "Barber establishment", "Cosmetology establishment", "School of cosmetology", "School of barbering", "Apprentice", "Student", and "Cross-over" licensed and "Hair braider" registered in Missouri. The board protects the public's health, safety and welfare by ensuring that only qualified persons are examined and licensed to practice barbering and cosmetology, as well as to strive to reduce the number of instances of incompetent, negligent, fraudulent or dishonest services provided by implementing legislation and administrative rules.

#### 3. PROGRAM LISTING (list programs included in this core funding)

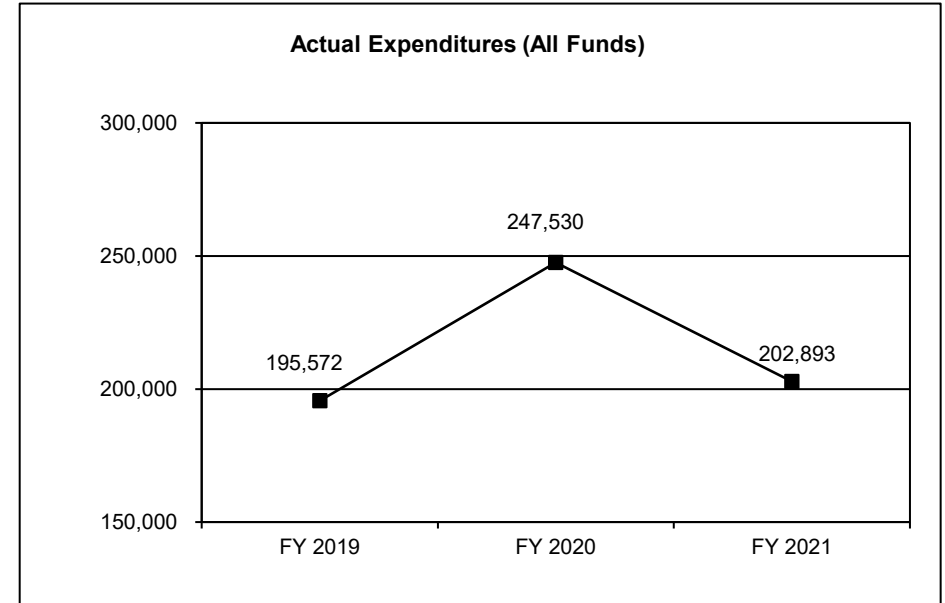
State Board of Cosmetology and Barber Examiners

# **CORE DECISION ITEM**

<b>Department of Commerce and Insurance</b>	<b>Budget Unit</b>	<b>42695C</b>
<b>Professional Registration</b>		
<b>Core - State Board of Cosmetology and Barber Examiners</b>	<b>HB Section</b>	<b>7.470</b>

## **4. FINANCIAL HISTORY**

	<b>FY 2019 Actual</b>	<b>FY 2020 Actual</b>	<b>FY 2021 Actual</b>	<b>FY 2022 Current Yr.</b>
Appropriation (All Funds)	273,899	363,934	315,657	316,334
Less Reverted (All Funds)	0	0	0	0
Less Restricted (All Funds)	0	0	0	0
Budget Authority (All Funds)	273,899	363,934	315,657	316,334
Actual Expenditures (All Funds)	195,572	247,530	202,893	N/A
Unexpended (All Funds)	78,327	116,404	112,764	N/A
Unexpended, by Fund:				
General Revenue	0	0	0	N/A
Federal	0	0	0	N/A
Other	78,327	116,404	112,764	N/A
	(1)	(2)	(3)	



Reverted includes the statutory three percent reserve amount (when applicable).

Restricted includes any Governor's expenditure restrictions which remained at the end of the fiscal year (when applicable).

## **NOTES:**

- (1) Unexpended amount is due to less than anticipated expenditures.
- (2) Unexpended amount is due to less than anticipated expenditures.
- (3) Unexpended amount is due to less than anticipated expenditures.

---

**CORE RECONCILIATION DETAIL**

---

**DEPT OF COMMERCE AND INSURANCE**

---

**BD COSMETOLOGY & BARBERS**

---

---

**5. CORE RECONCILIATION DETAIL**

---

	<b>Budget Class</b>	<b>FTE</b>	<b>GR</b>	<b>Federal</b>	<b>Other</b>	<b>Total</b>	<b>Explanation</b>
<b>TAFP AFTER VETOES</b>	EE	0.00	0	0	316,334	316,334	
	<b>Total</b>	<b>0.00</b>	<b>0</b>	<b>0</b>	<b>316,334</b>	<b>316,334</b>	
<b>DEPARTMENT CORE REQUEST</b>	EE	0.00	0	0	316,334	316,334	
	<b>Total</b>	<b>0.00</b>	<b>0</b>	<b>0</b>	<b>316,334</b>	<b>316,334</b>	
<b>GOVERNOR'S RECOMMENDED CORE</b>	EE	0.00	0	0	316,334	316,334	
	<b>Total</b>	<b>0.00</b>	<b>0</b>	<b>0</b>	<b>316,334</b>	<b>316,334</b>	

# DCI

# DECISION ITEM SUMMARY

Budget Unit								
Decision Item	FY 2021	FY 2021	FY 2022	FY 2022	FY 2023	FY 2023	*****	*****
Budget Object Summary	ACTUAL	ACTUAL	BUDGET	BUDGET	DEPT REQ	DEPT REQ	SECURED	SECURED
Fund	DOLLAR	FTE	DOLLAR	FTE	DOLLAR	FTE	COLUMN	COLUMN
<b>BD COSMETOLOGY &amp; BARBERS</b>								
<b>CORE</b>								
EXPENSE & EQUIPMENT								
BRD OF COSMETOLOGY & BARBER EX	202,893	0.00	316,334	0.00	316,334	0.00	0	0.00
TOTAL - EE	202,893	0.00	316,334	0.00	316,334	0.00	0	0.00
<b>TOTAL</b>	<b>202,893</b>	<b>0.00</b>	<b>316,334</b>	<b>0.00</b>	<b>316,334</b>	<b>0.00</b>	<b>0</b>	<b>0.00</b>
<b>GRAND TOTAL</b>	<b>\$202,893</b>	<b>0.00</b>	<b>\$316,334</b>	<b>0.00</b>	<b>\$316,334</b>	<b>0.00</b>	<b>\$0</b>	<b>0.00</b>

9/24/21 9:22

im\_disummary



## DCI

## DECISION ITEM DETAIL

Budget Unit	FY 2021	FY 2021	FY 2022	FY 2022	FY 2023	FY 2023	*****	*****
Decision Item	ACTUAL	ACTUAL	BUDGET	BUDGET	DEPT REQ	DEPT REQ	SECURED	SECURED
Budget Object Class	DOLLAR	FTE	DOLLAR	FTE	DOLLAR	FTE	COLUMN	COLUMN
<b>BD COSMETOLOGY &amp; BARBERS</b>								
<b>CORE</b>								
TRAVEL, IN-STATE	584	0.00	45,690	0.00	45,690	0.00	0	0.00
TRAVEL, OUT-OF-STATE	0	0.00	3,337	0.00	3,337	0.00	0	0.00
SUPPLIES	32,231	0.00	72,159	0.00	72,159	0.00	0	0.00
PROFESSIONAL DEVELOPMENT	0	0.00	5,581	0.00	5,581	0.00	0	0.00
COMMUNICATION SERV & SUPP	23,538	0.00	29,013	0.00	29,013	0.00	0	0.00
PROFESSIONAL SERVICES	107,545	0.00	92,854	0.00	92,854	0.00	0	0.00
M&R SERVICES	6,079	0.00	13,000	0.00	13,000	0.00	0	0.00
MOTORIZED EQUIPMENT	29,846	0.00	45,000	0.00	45,000	0.00	0	0.00
OFFICE EQUIPMENT	0	0.00	200	0.00	200	0.00	0	0.00
BUILDING LEASE PAYMENTS	0	0.00	1,000	0.00	1,000	0.00	0	0.00
EQUIPMENT RENTALS & LEASES	0	0.00	50	0.00	50	0.00	0	0.00
MISCELLANEOUS EXPENSES	3,070	0.00	8,450	0.00	8,450	0.00	0	0.00
<b>TOTAL - EE</b>	<b>202,893</b>	<b>0.00</b>	<b>316,334</b>	<b>0.00</b>	<b>316,334</b>	<b>0.00</b>	<b>0</b>	<b>0.00</b>
<b>GRAND TOTAL</b>	<b>\$202,893</b>	<b>0.00</b>	<b>\$316,334</b>	<b>0.00</b>	<b>\$316,334</b>	<b>0.00</b>	<b>\$0</b>	<b>0.00</b>
<b>GENERAL REVENUE</b>	<b>\$0</b>	<b>0.00</b>	<b>\$0</b>	<b>0.00</b>	<b>\$0</b>	<b>0.00</b>		<b>0.00</b>
<b>FEDERAL FUNDS</b>	<b>\$0</b>	<b>0.00</b>	<b>\$0</b>	<b>0.00</b>	<b>\$0</b>	<b>0.00</b>		<b>0.00</b>
<b>OTHER FUNDS</b>	<b>\$202,893</b>	<b>0.00</b>	<b>\$316,334</b>	<b>0.00</b>	<b>\$316,334</b>	<b>0.00</b>		<b>0.00</b>

## PROGRAM DESCRIPTION

Department of Commerce and Insurance

HB Section(s): 7.450 / 7.470

State Board of Cosmetology and Barber Examiners

Program is found in the following core budget(s): Professional Registration Administration State Board of Cosmetology and Barber Examiners

FY 2022 PLANNED			
	Cosmetology Barber	PR Admin	TOTAL
OTHER	316,334	820,563	1,136,897

### 1a. What strategic priority does this program address?

- Strengthen our regulatory relationships while ensuring a level playing field to protect and advocate for the general public
- Develop our team, reward great performance, and retain top talent
- Innovate to make it easier to connect and work with us

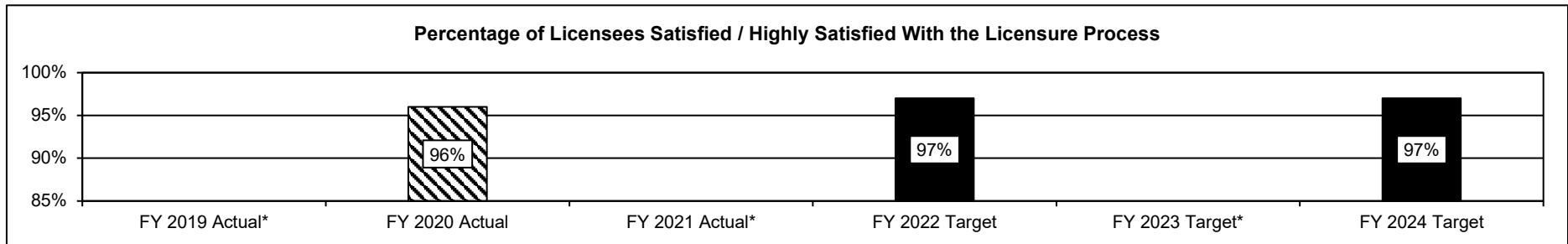
### 1b. What does this program do?

- The board regulates "Barber", "Class CH - hairdresser", "Class MO - manicurist", "Class CA - hairdressing and manicuring", "Class E - estheticians", "Instructor", "Barber establishment", "Cosmetology establishment", "School of cosmetology", "School of barbering", "Apprentice", "Student", and "Cross-over" licensed and by "Hair braider" registered in Missouri.
- The board protects the public's health, safety and welfare by ensuring that only qualified persons are examined and licensed to practice barbering and cosmetology, as well as to strive to reduce the number of instances of incompetent, negligent, fraudulent or dishonest services provided by implementing legislation and administrative rules.

### 2a. Provide an activity measure(s) for the program.

	FY 2019 Actual	FY 2020 Actual	FY 2021 Actual	FY 2022 Target	FY 2023 Target	FY 2024 Target
Applications Received	8,210	9,104	10,894	11,000	11,000	11,000
Licensed Professionals	80,722	76,911	80,981	79,538	79,538	79,538
Outreach Events	4	2	5	5	5	5

### 2b. Provide a measure(s) of the program's quality.



\*Biennial license only renewed in even years.

Licensees were surveyed about their experience with the board's licensure procedures, customer service, website and communications.

## PROGRAM DESCRIPTION

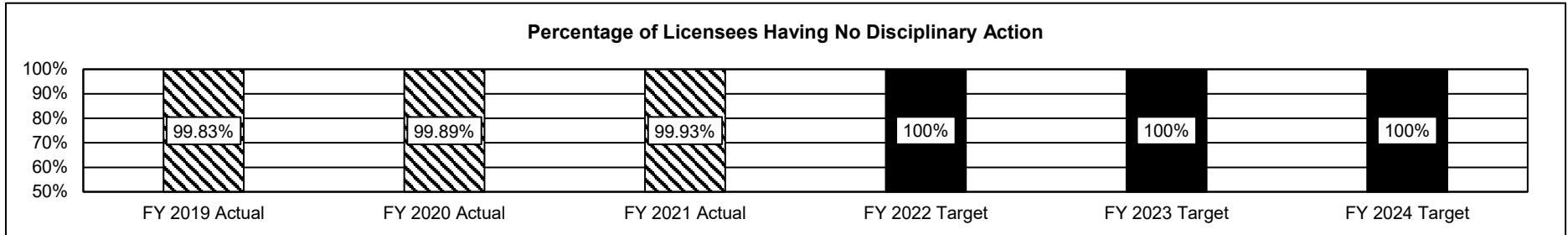
Department of Commerce and Insurance

HB Section(s): 7.450 / 7.470

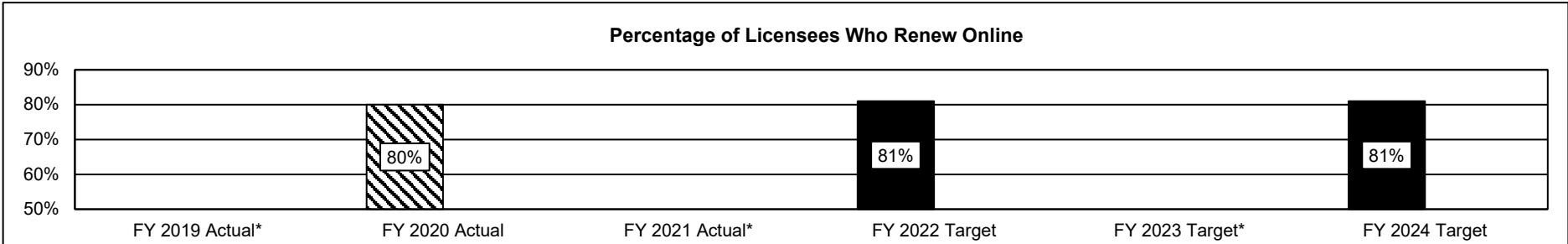
State Board of Cosmetology and Barber Examiners

Program is found in the following core budget(s): Professional Registration Administration State Board of Cosmetology and Barber Examiners

2c. Provide a measure(s) of the program's impact.




2d. Provide a measure(s) of the program's efficiency.



Note: The division is working to update our system to allow licensees to apply online, to more efficiently renew online, and to access application status, including changing addresses, etc.

\*Biennial license only renewed in even years.

3. Provide actual expenditures for the prior three fiscal years and planned expenditures for the current fiscal year. (Note: Amounts do not include fringe benefit costs.)



**PROGRAM DESCRIPTION**

**Department of Commerce and Insurance**

**HB Section(s): 7.450 / 7.470**

**State Board of Cosmetology and Barber Examiners**

**Program is found in the following core budget(s): Professional Registration Administration State Board of Cosmetology and Barber Examiners**

**4. What are the sources of the "Other " funds?**

Board of Cosmetology and Barber Examiners Fund (0785)

**5. What is the authorization for this program, i.e., federal or state statute, etc.? (Include the federal program number, if applicable.)**

State Statute: Sections 328.010-328.160, and 329.010-329.275, RSMo.

**6. Are there federal matching requirements? If yes, please explain.**

N/A

**7. Is this a federally mandated program? If yes, please explain.**

No

## CORE DECISION ITEM

Department of Commerce and Insurance	Budget Unit	42710C
Professional Registration		
Core - Missouri Dental Board	HB Section	7.475

### 1. CORE FINANCIAL SUMMARY

FY 2023 Budget Request					FY 2023 Governor's Recommendation				
	GR	Federal	Other	Total		GR	Federal	Other	Total
PS	0	0	382,810	382,810	PS	0	0	0	0
EE	0	0	238,361	238,361	EE	0	0	0	0
PSD	0	0	0	0	PSD	0	0	0	0
TRF	0	0	0	0	TRF	0	0	0	0
<b>Total</b>	<b>0</b>	<b>0</b>	<b>621,171</b>	<b>621,171</b>	<b>Total</b>	<b>0</b>	<b>0</b>	<b>0</b>	<b>0</b>
<b>FTE</b>	<b>0.00</b>	<b>0.00</b>	<b>7.50</b>	<b>7.50</b>	<b>FTE</b>	<b>0.00</b>	<b>0.00</b>	<b>0.00</b>	<b>0.00</b>
<b>Est. Fringe</b>	<b>0</b>	<b>0</b>	<b>239,295</b>	<b>239,295</b>	<b>Est. Fringe</b>	<b>0</b>	<b>0</b>	<b>0</b>	<b>0</b>
<i>Note: Fringes budgeted in House Bill 5 except for certain fringes budgeted directly to MoDOT, Highway Patrol, and Conservation.</i>					<i>Note: Fringes budgeted in House Bill 5 except for certain fringes budgeted directly to MoDOT, Highway Patrol, and Conservation.</i>				
Other Funds: Dental Board Fund (0677)					Other Funds:				

### 2. CORE DESCRIPTION

This core appropriation is necessary so the Missouri Dental Board can operate. The board regulates the practice of dentistry in Missouri. The Board issues licenses to dentists, dental specialists, and dental hygienists. The Board also issues permits to expanded function dental assistants allowing them to perform additional duties upon receiving proper training and issues permits to properly trained dental sedation/anesthesia providers.

The board consists of seven members. Board members are appointed by the Governor and must be approved by the Missouri Senate. All members hold office for five years.

### 3. PROGRAM LISTING (list programs included in this core funding)

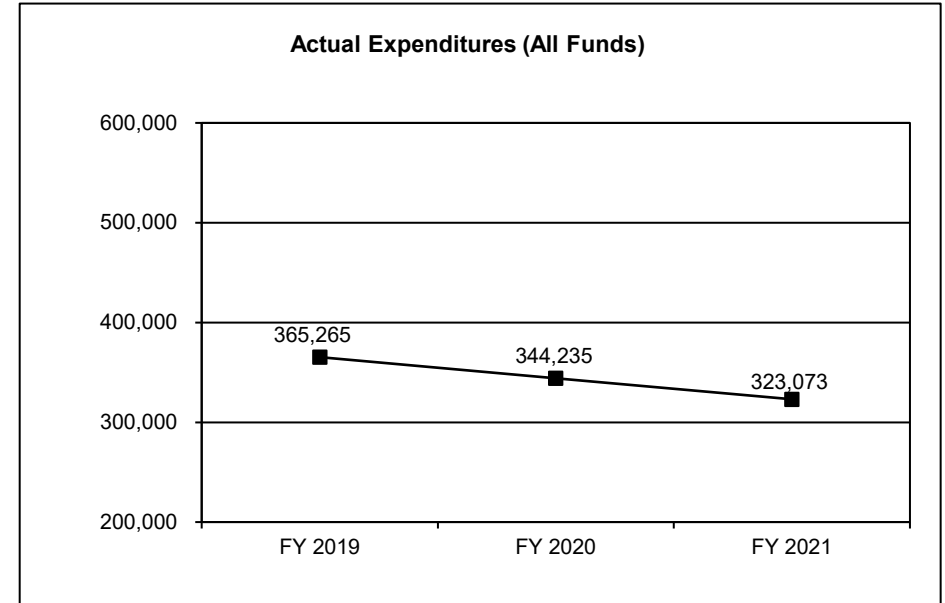
Missouri Dental Board

# CORE DECISION ITEM

Department of Commerce and Insurance	Budget Unit	42710C
Professional Registration		
Core - Missouri Dental Board	HB Section	7.475

## 4. FINANCIAL HISTORY

	FY 2019 Actual	FY 2020 Actual	FY 2021 Actual	FY 2022 Current Yr.
Appropriation (All Funds)	635,456	610,976	616,938	621,171
Less Reverted (All Funds)	0	0	0	0
Less Restricted (All Funds)	0	0	0	0
Budget Authority (All Funds)	635,456	610,976	616,938	621,171
Actual Expenditures (All Funds)	365,265	344,235	323,073	N/A
Unexpended (All Funds)	270,191	266,741	293,865	N/A
Unexpended, by Fund:				
General Revenue	0	0	0	N/A
Federal	0	0	0	N/A
Other	270,191	266,741	293,865	N/A
	(1)	(2)	(3)	



Reverted includes the statutory three percent reserve amount (when applicable).

Restricted includes any Governor's expenditure restrictions which remained at the end of the fiscal year (when applicable).

### NOTES:

- (1) Unexpended amount is due to staff turnover and less than anticipated expenditures.
- (2) Unexpended amount is due to staff turnover and less than anticipated expenditures.
- (3) Unexpended amount is due to staff turnover and less than anticipated expenditures.

**CORE RECONCILIATION DETAIL**

**DEPT OF COMMERCE AND INSURANCE**  
**MISSOURI DENTAL BOARD**

**5. CORE RECONCILIATION DETAIL**

	Budget Class	FTE	GR	Federal	Other	Total	Explanation
<b>TAFP AFTER VETOES</b>							
	PS	7.50	0	0	382,810	382,810	
	EE	0.00	0	0	238,361	238,361	
	<b>Total</b>	<b>7.50</b>	<b>0</b>	<b>0</b>	<b>621,171</b>	<b>621,171</b>	
<b>DEPARTMENT CORE REQUEST</b>							
	PS	7.50	0	0	382,810	382,810	
	EE	0.00	0	0	238,361	238,361	
	<b>Total</b>	<b>7.50</b>	<b>0</b>	<b>0</b>	<b>621,171</b>	<b>621,171</b>	
<b>GOVERNOR'S RECOMMENDED CORE</b>							
	PS	7.50	0	0	382,810	382,810	
	EE	0.00	0	0	238,361	238,361	
	<b>Total</b>	<b>7.50</b>	<b>0</b>	<b>0</b>	<b>621,171</b>	<b>621,171</b>	

## DCI

## DECISION ITEM SUMMARY

Budget Unit									
Decision Item	FY 2021	FY 2021	FY 2022	FY 2022	FY 2023	FY 2023	*****	*****	
Budget Object Summary	ACTUAL	ACTUAL	BUDGET	BUDGET	DEPT REQ	DEPT REQ	SECURED	SECURED	
Fund	DOLLAR	FTE	DOLLAR	FTE	DOLLAR	FTE	COLUMN	COLUMN	
<b>MISSOURI DENTAL BOARD</b>									
<b>CORE</b>									
PERSONAL SERVICES									
DENTAL BOARD FUND	276,558	7.27	382,810	7.50	382,810	7.50	0	0.00	
TOTAL - PS	276,558	7.27	382,810	7.50	382,810	7.50	0	0.00	
EXPENSE & EQUIPMENT									
DENTAL BOARD FUND	46,515	0.00	238,361	0.00	238,361	0.00	0	0.00	
TOTAL - EE	46,515	0.00	238,361	0.00	238,361	0.00	0	0.00	
<b>TOTAL</b>	<b>323,073</b>	<b>7.27</b>	<b>621,171</b>	<b>7.50</b>	<b>621,171</b>	<b>7.50</b>	<b>0</b>	<b>0.00</b>	
<b>Pay Plan FY22-Cost to Continue - 0000013</b>									
PERSONAL SERVICES									
DENTAL BOARD FUND	0	0.00	0	0.00	3,790	0.00	0	0.00	
TOTAL - PS	0	0.00	0	0.00	3,790	0.00	0	0.00	
<b>TOTAL</b>	<b>0</b>	<b>0.00</b>	<b>0</b>	<b>0.00</b>	<b>3,790</b>	<b>0.00</b>	<b>0</b>	<b>0.00</b>	
<b>GRAND TOTAL</b>	<b>\$323,073</b>	<b>7.27</b>	<b>\$621,171</b>	<b>7.50</b>	<b>\$624,961</b>	<b>7.50</b>	<b>\$0</b>	<b>0.00</b>	

9/24/21 9:22

im\_disummary



## DCI

## DECISION ITEM DETAIL

Budget Unit	FY 2021	FY 2021	FY 2022	FY 2022	FY 2023	FY 2023	*****	*****
Decision Item	ACTUAL	ACTUAL	BUDGET	BUDGET	DEPT REQ	DEPT REQ	SECURED	SECURED
Budget Object Class	DOLLAR	FTE	DOLLAR	FTE	DOLLAR	FTE	COLUMN	COLUMN
<b>MISSOURI DENTAL BOARD</b>								
<b>CORE</b>								
INVESTIGATOR I	2,867	0.08	0	0.00	0	0.00	0	0.00
INVESTIGATOR II	1,798	0.04	0	0.00	0	0.00	0	0.00
PROCESSING TECHNICIAN II	3,009	0.10	0	0.00	0	0.00	0	0.00
PROCESSING TECHNICIAN SUPV	1,150	0.03	0	0.00	0	0.00	0	0.00
BOARD MEMBER	2,625	0.20	37,861	0.00	37,861	0.00	0	0.00
CLERK	8,955	0.33	19,547	0.00	19,547	0.00	0	0.00
PRINCIPAL ASST BOARD/COMMISSON	55,500	0.75	77,042	1.00	77,042	1.00	0	0.00
CUSTOMER SERVICE REP	69,204	2.30	77,264	2.50	77,264	2.50	0	0.00
CUSTOMER SERVICE SUPERVISOR	26,459	0.72	41,746	1.00	41,746	1.00	0	0.00
NON-COMMISSIONED INVESTIGATOR	63,648	1.76	77,695	2.00	77,695	2.00	0	0.00
SR NON-COMMISSION INVESTIGATOR	41,343	0.96	51,655	1.00	51,655	1.00	0	0.00
<b>TOTAL - PS</b>	<b>276,558</b>	<b>7.27</b>	<b>382,810</b>	<b>7.50</b>	<b>382,810</b>	<b>7.50</b>	<b>0</b>	<b>0.00</b>
TRAVEL, IN-STATE	205	0.00	11,849	0.00	11,849	0.00	0	0.00
TRAVEL, OUT-OF-STATE	0	0.00	3,500	0.00	3,500	0.00	0	0.00
SUPPLIES	14,515	0.00	19,000	0.00	19,000	0.00	0	0.00
PROFESSIONAL DEVELOPMENT	6,020	0.00	10,500	0.00	10,500	0.00	0	0.00
COMMUNICATION SERV & SUPP	1,164	0.00	6,000	0.00	6,000	0.00	0	0.00
PROFESSIONAL SERVICES	23,422	0.00	170,362	0.00	170,362	0.00	0	0.00
M&R SERVICES	1,142	0.00	3,500	0.00	3,500	0.00	0	0.00
COMPUTER EQUIPMENT	47	0.00	0	0.00	0	0.00	0	0.00
OFFICE EQUIPMENT	0	0.00	1,300	0.00	1,300	0.00	0	0.00
OTHER EQUIPMENT	0	0.00	1,000	0.00	1,000	0.00	0	0.00
BUILDING LEASE PAYMENTS	0	0.00	4,000	0.00	4,000	0.00	0	0.00
EQUIPMENT RENTALS & LEASES	0	0.00	350	0.00	350	0.00	0	0.00
MISCELLANEOUS EXPENSES	0	0.00	7,000	0.00	7,000	0.00	0	0.00
<b>TOTAL - EE</b>	<b>46,515</b>	<b>0.00</b>	<b>238,361</b>	<b>0.00</b>	<b>238,361</b>	<b>0.00</b>	<b>0</b>	<b>0.00</b>
<b>GRAND TOTAL</b>	<b>\$323,073</b>	<b>7.27</b>	<b>\$621,171</b>	<b>7.50</b>	<b>\$621,171</b>	<b>7.50</b>	<b>\$0</b>	<b>0.00</b>
<b>GENERAL REVENUE</b>	<b>\$0</b>	<b>0.00</b>	<b>\$0</b>	<b>0.00</b>	<b>\$0</b>	<b>0.00</b>		<b>0.00</b>
<b>FEDERAL FUNDS</b>	<b>\$0</b>	<b>0.00</b>	<b>\$0</b>	<b>0.00</b>	<b>\$0</b>	<b>0.00</b>		<b>0.00</b>
<b>OTHER FUNDS</b>	<b>\$323,073</b>	<b>7.27</b>	<b>\$621,171</b>	<b>7.50</b>	<b>\$621,171</b>	<b>7.50</b>		<b>0.00</b>

## PROGRAM DESCRIPTION

Department of Commerce and Insurance

HB Section(s): 7.475

Missouri Dental Board

Program is found in the following core budget(s): Missouri Dental Board

### 1a. What strategic priority does this program address?

- Strengthen our regulatory relationships while ensuring a level playing field to protect and advocate for the general public
- Develop our team, reward great performance, and retain top talent
- Innovate to make it easier to connect and work with us

### 1b. What does this program do?

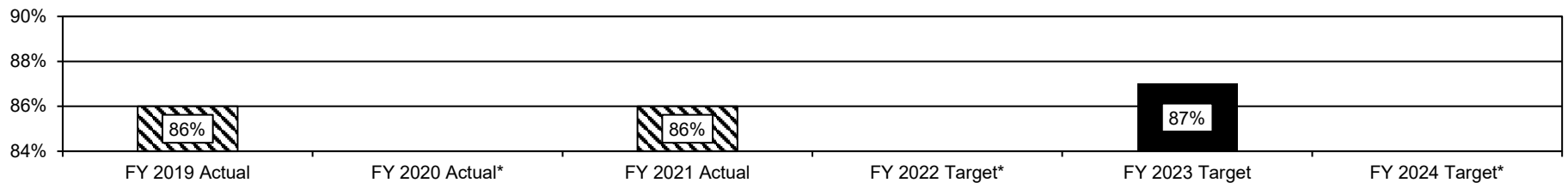
- The board regulates the practice of dentistry in Missouri.
- The board issues licenses to dentists, dental specialists, and dental hygienists.
- The board issues permits to expanded function dental assistants allowing them to perform additional duties upon receiving proper training and issues permits to properly trained dental sedation/anesthesia providers.

### 2a. Provide an activity measure(s) for the program.

	FY 2019 Actual	FY 2020 Actual	FY 2021 Actual	FY 2022 Target	FY 2023 Target	FY 2024 Target
Applications Received	1,587	1,488	1,525	1,533	1,533	1,533
Licensed Professionals	17,248	18,529	19,111	19,111	19,111	19,111
Outreach Events	6	5	6	7	7	7

### 2b. Provide a measure(s) of the program's quality.

**Percentage of Licensees Satisfied / Highly Satisfied With the Current Licensure Process**



\*Biennial licenses renewed in odd years

Note: Licensees were surveyed about their experience with the board's licensure procedures, customer service, website and communications.

## PROGRAM DESCRIPTION

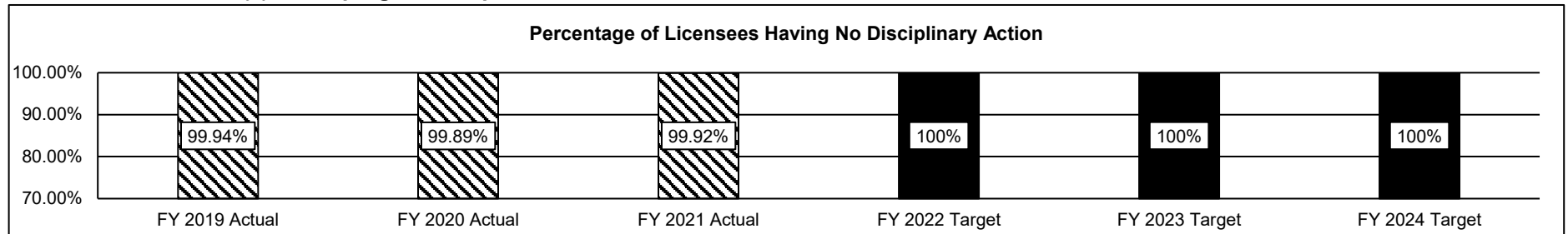
Department of Commerce and Insurance

HB Section(s): 7.475


Missouri Dental Board

Program is found in the following core budget(s): Missouri Dental Board

2c. Provide a measure(s) of the program's impact.



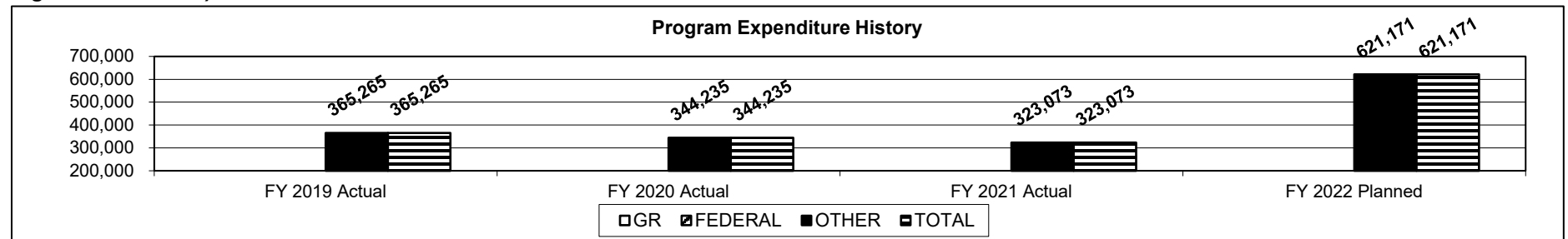
2d. Provide a measure(s) of the program's efficiency.



Note: The division is working to update our system to allow licensees to apply online, to more efficiently renew online, and to access application status, including changing addresses, etc.

\*Biennial licenses renewed in odd years

3. Provide actual expenditures for the prior three fiscal years and planned expenditures for the current fiscal year. (Note: Amounts do not include fringe benefit costs.)



**PROGRAM DESCRIPTION**

**Department of Commerce and Insurance**

**HB Section(s):** 7.475

**Missouri Dental Board**

**Program is found in the following core budget(s): Missouri Dental Board**

**4. What are the sources of the "Other " funds?**

Dental Board Fund (0677)

**5. What is the authorization for this program, i.e., federal or state statute, etc.? (Include the federal program number, if applicable.)**

State Statute: Sections 332.011-332.425, RSMo.

**6. Are there federal matching requirements? If yes, please explain.**

N/A

**7. Is this a federally mandated program? If yes, please explain.**

No

## CORE DECISION ITEM

Department of Commerce and Insurance	Budget Unit	42720C
Professional Registration		
Core - State Board of Embalmers and Funeral Directors	HB Section	7.480

### 1. CORE FINANCIAL SUMMARY

FY 2023 Budget Request					FY 2023 Governor's Recommendation				
	GR	Federal	Other	Total		GR	Federal	Other	Total
PS	0	0	0	0	PS	0	0	0	0
EE	0	0	164,836	164,836	EE	0	0	0	0
PSD	0	0	0	0	PSD	0	0	0	0
TRF	0	0	0	0	TRF	0	0	0	0
<b>Total</b>	<b>0</b>	<b>0</b>	<b>164,836</b>	<b>164,836</b>	<b>Total</b>	<b>0</b>	<b>0</b>	<b>0</b>	<b>0</b>
FTE					FTE				
	0.00	0.00	0.00	0.00		0.00	0.00	0.00	0.00
<b>Est. Fringe</b>	<b>0</b>	<b>0</b>	<b>0</b>	<b>0</b>	<b>Est. Fringe</b>	<b>0</b>	<b>0</b>	<b>0</b>	<b>0</b>
Note: Fringes budgeted in House Bill 5 except for certain fringes budgeted directly to MoDOT, Highway Patrol, and Conservation.					Note: Fringes budgeted in House Bill 5 except for certain fringes budgeted directly to MoDOT, Highway Patrol, and Conservation.				

Other Funds: Board of Embalmers & Funeral Directors Fund (0633)

Other Funds:

### 2. CORE DESCRIPTION

This core appropriation supports the State Board of Embalmers and Funeral Directors. The board was established in 1895 by an act of the Missouri General Assembly. The board's rules and regulations require licensure for individuals engaged in the practice of embalming, funeral directing, preneed agent, preneed funeral director agent, funeral establishments, preneed sellers and preneed providers, in order to ensure the good of the public. The board shall consist of six members, with five members possessing a license to practice embalming and/or funeral directing and one voting public member. Board members are appointed by the Governor with the advice and consent of the Senate.

### 3. PROGRAM LISTING (list programs included in this core funding)

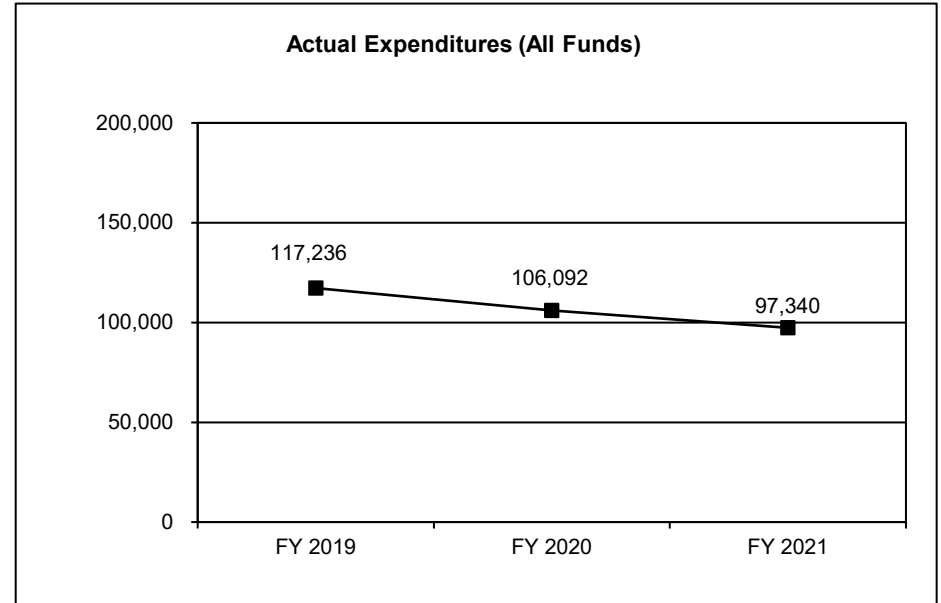
State Board of Embalmers and Funeral Directors

### CORE DECISION ITEM

<b>Department of Commerce and Insurance</b>	<b>Budget Unit</b>	<b>42720C</b>
<b>Professional Registration</b>		
<b>Core - State Board of Embalmers and Funeral Directors</b>	<b>HB Section</b>	<b>7.480</b>

#### 4. FINANCIAL HISTORY

	<b>FY 2019 Actual</b>	<b>FY 2020 Actual</b>	<b>FY 2021 Actual</b>	<b>FY 2022 Current Yr.</b>
Appropriation (All Funds)	164,200	164,200	164,518	164,836
Less Reverted (All Funds)	0	0	0	0
Less Restricted (All Funds)	0	0	0	0
Budget Authority (All Funds)	164,200	164,200	164,518	164,836
Actual Expenditures (All Funds)	117,236	106,092	97,340	N/A
Unexpended (All Funds)	46,964	58,108	67,178	N/A
Unexpended, by Fund:				
General Revenue	0	0	0	N/A
Federal	0	0	0	N/A
Other	46,964	58,108	67,178	N/A
	(1)	(2)	(3)	



Reverted includes the statutory three percent reserve amount (when applicable).

Restricted includes any Governor's expenditure restrictions which remained at the end of the fiscal year (when applicable).

#### NOTES:

- (1) Unexpended amount is due to staff turnover and less than anticipated expenditures.
- (2) Unexpended amount is due to staff turnover and less than anticipated expenditures.
- (3) Unexpended amount is due to staff turnover and less than anticipated expenditures.

**CORE RECONCILIATION DETAIL**

**DEPT OF COMMERCE AND INSURANCE**  
**BD OF EMBALMERS & FUNERAL DIR**

**5. CORE RECONCILIATION DETAIL**

	Budget Class	FTE	GR	Federal	Other	Total	Explanation
<b>TAFP AFTER VETOES</b>							
	EE	0.00	0	0	164,836	164,836	
	<b>Total</b>	<b>0.00</b>	<b>0</b>	<b>0</b>	<b>164,836</b>	<b>164,836</b>	
<b>DEPARTMENT CORE REQUEST</b>							
	EE	0.00	0	0	164,836	164,836	
	<b>Total</b>	<b>0.00</b>	<b>0</b>	<b>0</b>	<b>164,836</b>	<b>164,836</b>	
<b>GOVERNOR'S RECOMMENDED CORE</b>							
	EE	0.00	0	0	164,836	164,836	
	<b>Total</b>	<b>0.00</b>	<b>0</b>	<b>0</b>	<b>164,836</b>	<b>164,836</b>	

# DCI

# DECISION ITEM SUMMARY

Budget Unit								
Decision Item	FY 2021	FY 2021	FY 2022	FY 2022	FY 2023	FY 2023	*****	*****
Budget Object Summary	ACTUAL	ACTUAL	BUDGET	BUDGET	DEPT REQ	DEPT REQ	SECURED	SECURED
Fund	DOLLAR	FTE	DOLLAR	FTE	DOLLAR	FTE	COLUMN	COLUMN
<b>BD OF EMBALMERS &amp; FUNERAL DIR</b>								
<b>CORE</b>								
EXPENSE & EQUIPMENT								
BOARD OF EMBALM & FUN DIR	97,340	0.00	164,836	0.00	164,836	0.00	0	0.00
TOTAL - EE	97,340	0.00	164,836	0.00	164,836	0.00	0	0.00
<b>TOTAL</b>	<b>97,340</b>	<b>0.00</b>	<b>164,836</b>	<b>0.00</b>	<b>164,836</b>	<b>0.00</b>	<b>0</b>	<b>0.00</b>
<b>GRAND TOTAL</b>	<b>\$97,340</b>	<b>0.00</b>	<b>\$164,836</b>	<b>0.00</b>	<b>\$164,836</b>	<b>0.00</b>	<b>\$0</b>	<b>0.00</b>

9/24/21 9:22

im\_disummary



# DCI

# DECISION ITEM DETAIL

Budget Unit	FY 2021	FY 2021	FY 2022	FY 2022	FY 2023	FY 2023	*****	*****
Decision Item	ACTUAL	ACTUAL	BUDGET	BUDGET	DEPT REQ	DEPT REQ	SECURED	SECURED
Budget Object Class	DOLLAR	FTE	DOLLAR	FTE	DOLLAR	FTE	COLUMN	COLUMN
<b>BD OF EMBALMERS &amp; FUNERAL DIR</b>								
<b>CORE</b>								
TRAVEL, IN-STATE	12,490	0.00	24,931	0.00	24,931	0.00	0	0.00
TRAVEL, OUT-OF-STATE	336	0.00	2,374	0.00	2,374	0.00	0	0.00
SUPPLIES	8,734	0.00	28,500	0.00	28,500	0.00	0	0.00
PROFESSIONAL DEVELOPMENT	399	0.00	14,250	0.00	14,250	0.00	0	0.00
COMMUNICATION SERV & SUPP	6,558	0.00	9,500	0.00	9,500	0.00	0	0.00
PROFESSIONAL SERVICES	64,768	0.00	73,731	0.00	73,731	0.00	0	0.00
M&R SERVICES	1,156	0.00	2,000	0.00	2,000	0.00	0	0.00
COMPUTER EQUIPMENT	126	0.00	0	0.00	0	0.00	0	0.00
OFFICE EQUIPMENT	575	0.00	1,000	0.00	1,000	0.00	0	0.00
BUILDING LEASE PAYMENTS	740	0.00	1,550	0.00	1,550	0.00	0	0.00
EQUIPMENT RENTALS & LEASES	170	0.00	500	0.00	500	0.00	0	0.00
MISCELLANEOUS EXPENSES	1,288	0.00	6,500	0.00	6,500	0.00	0	0.00
<b>TOTAL - EE</b>	<b>97,340</b>	<b>0.00</b>	<b>164,836</b>	<b>0.00</b>	<b>164,836</b>	<b>0.00</b>	<b>0</b>	<b>0.00</b>
<b>GRAND TOTAL</b>	<b>\$97,340</b>	<b>0.00</b>	<b>\$164,836</b>	<b>0.00</b>	<b>\$164,836</b>	<b>0.00</b>	<b>\$0</b>	<b>0.00</b>
<b>GENERAL REVENUE</b>	<b>\$0</b>	<b>0.00</b>	<b>\$0</b>	<b>0.00</b>	<b>\$0</b>	<b>0.00</b>		<b>0.00</b>
<b>FEDERAL FUNDS</b>	<b>\$0</b>	<b>0.00</b>	<b>\$0</b>	<b>0.00</b>	<b>\$0</b>	<b>0.00</b>		<b>0.00</b>
<b>OTHER FUNDS</b>	<b>\$97,340</b>	<b>0.00</b>	<b>\$164,836</b>	<b>0.00</b>	<b>\$164,836</b>	<b>0.00</b>		<b>0.00</b>

## PROGRAM DESCRIPTION

Department of Commerce and Insurance

HB Section(s): 7.450 / 7.480

State Board of Embalmers and Funeral Directors

Program is found in the following core budget(s): Professional Registration Administration, State Board of Embalmers and Funeral Directors

FY 2022 PLANNED			
	Emb & FDs	PR Admin	TOTAL
OTHER	164,836	265,278	430,114

### 1a. What strategic priority does this program address?

- Strengthen our regulatory relationships while ensuring a level playing field to protect and advocate for the general public
- Develop our team, reward great performance, and retain top talent
- Innovate to make it easier to connect and work with us

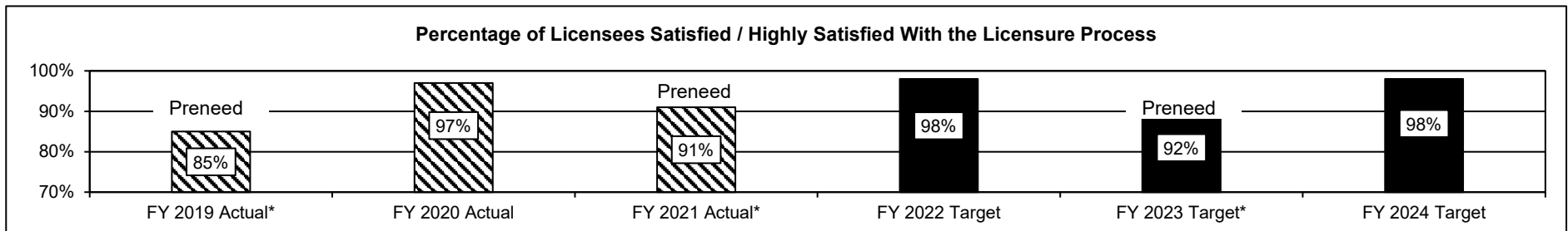
### 1b. What does this program do?

- The board's rules and regulations require licensure for individuals engaged in the practice of embalming, funeral directing, preneed agent, preneed funeral director agent, funeral establishments, preneed sellers and preneed providers, in order to ensure the good of the public.

### 2a. Provide an activity measure(s) for the program.

	FY 2019 Actual	FY 2020 Actual	FY 2021 Actual	FY 2022 Target	FY 2023 Target	FY 2024 Target
Applications Received	420	368	375	400	400	400
Licensed Professionals	6,246	5,941	6,072	6,086	6,086	6,086
Outreach Events	18	7	6	10	10	10

### 2b. Provide a measure(s) of the program's quality.



\*Preneed license renewals occur annually; Other license renewals occur biannually only in even years.

Licensees were surveyed about their experience with the board's licensure procedures, customer service, website and communications.

## PROGRAM DESCRIPTION

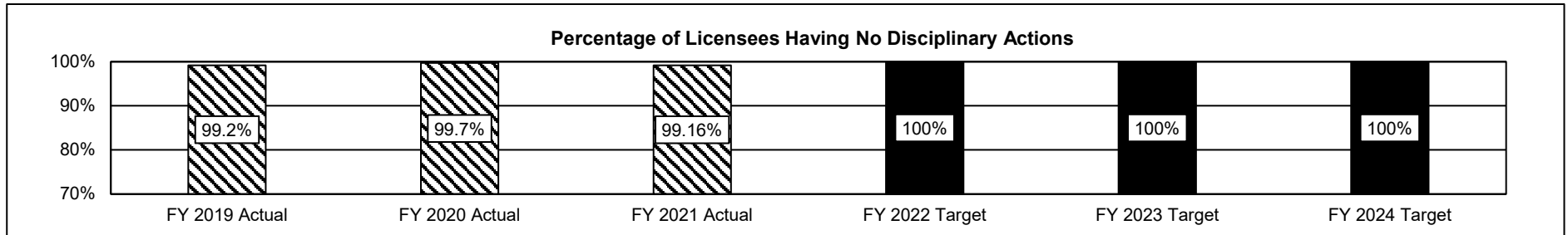
Department of Commerce and Insurance

HB Section(s): 7.450 / 7.480

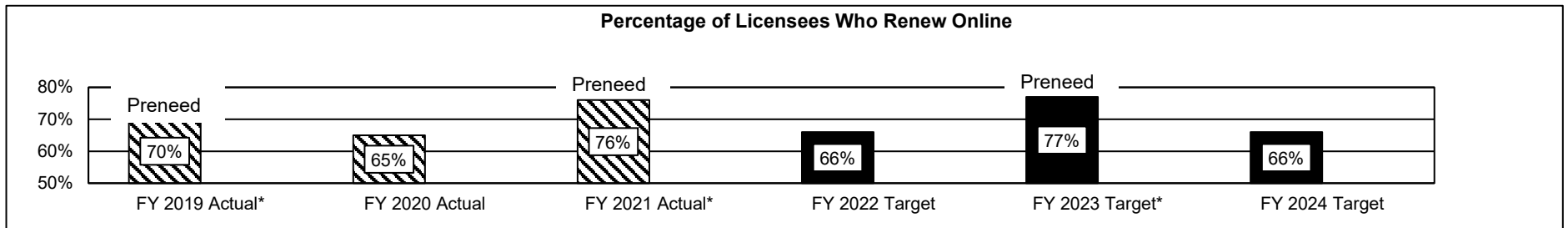
State Board of Embalmers and Funeral Directors

Program is found in the following core budget(s): Professional Registration Administration, State Board of Embalmers and Funeral Directors

2c. Provide a measure(s) of the program's impact.

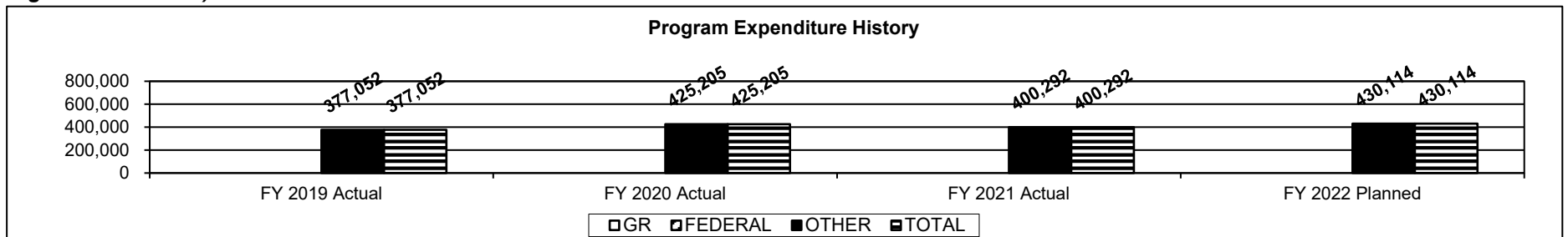


2d. Provide a measure(s) of the program's efficiency.



\*Preneed license renewals occur annually; Other license renewals occur biannually only in even years.

3. Provide actual expenditures for the prior three fiscal years and planned expenditures for the current fiscal year. (Note: Amounts do not include fringe benefit costs.)



PROGRAM DESCRIPTION	
Department of Commerce and Insurance	HB Section(s): 7.450 / 7.480
State Board of Embalmers and Funeral Directors	
Program is found in the following core budget(s): Professional Registration Administration, State Board of Embalmers and Funeral Directors	
4. What are the sources of the "Other " funds? Board of Embalmers and Funeral Directors Fund (0633)	
5. What is the authorization for this program, i.e., federal or state statute, etc.? (Include the federal program number, if applicable.) State Statute: Sections 333.011-333.340 and 436.400-436.525, RSMo.	
6. Are there federal matching requirements? If yes, please explain. N/A	
7. Is this a federally mandated program? If yes, please explain. No	

**CORE DECISION ITEM**

<b>Department of Commerce and Insurance</b>	<b>Budget Unit</b>	<b>42730C</b>
<b>Professional Registration</b>		
<b>Core - State Board of Registration for the Healing Arts</b>	<b>HB Section</b>	<b>7.485</b>

**1. CORE FINANCIAL SUMMARY**

	<b>FY 2023 Budget Request</b>			
	<b>GR</b>	<b>Federal</b>	<b>Other</b>	<b>Total</b>
<b>PS</b>	0	0	2,020,979	2,020,979
<b>EE</b>	0	0	754,159	754,159
<b>PSD</b>	0	0	0	0
<b>TRF</b>	0	0	0	0
<b>Total</b>	<b>0</b>	<b>0</b>	<b>2,775,138</b>	<b>2,775,138</b>
<b>FTE</b>	<b>0.00</b>	<b>0.00</b>	<b>44.00</b>	<b>44.00</b>

<b>Est. Fringe</b>	0	0	1,328,500	1,328,500
--------------------	---	---	-----------	-----------

*Note: Fringes budgeted in House Bill 5 except for certain fringes budgeted directly to MoDOT, Highway Patrol, and Conservation.*

Other Funds: Board of Registration for the Healing Arts Fund (0634)

	<b>FY 2023 Governor's Recommendation</b>			
	<b>GR</b>	<b>Federal</b>	<b>Other</b>	<b>Total</b>
<b>PS</b>	0	0	0	0
<b>EE</b>	0	0	0	0
<b>PSD</b>	0	0	0	0
<b>TRF</b>	0	0	0	0
<b>Total</b>	<b>0</b>	<b>0</b>	<b>0</b>	<b>0</b>
<b>FTE</b>	<b>0.00</b>	<b>0.00</b>	<b>0.00</b>	<b>0.00</b>

<b>Est. Fringe</b>	0	0	0	0
--------------------	---	---	---	---

*Note: Fringes budgeted in House Bill 5 except for certain fringes budgeted directly to MoDOT, Highway Patrol, and Conservation.*

Other Funds:

**2. CORE DESCRIPTION**

This core appropriation is necessary so the Missouri State Board of Registration for the Healing Arts can operate. The Missouri State Board of Registration for the Healing Arts was created in 1939. The mission of the board is to protect the citizens of Missouri through the licensing of physicians and other health designated professionals, assessing their competence to practice and their moral character. The board is comprised of eight physicians and one voting public member, serving terms of four years. Board members are appointed by the Governor with the advice and consent of the Senate.

It is the duty of the board to administer and execute the statutes, rules and regulations of the Healing Arts Practice Act. Responsibilities of the Board include: promoting ethical standards, examination, licensure, regulation, investigation of complaints and discipline of individuals practicing in the field. It is also the board's duty to investigate all complaints against its licensees in a fair and equitable manner.

Profession/s regulated (types of licenses): Physicians (MD/DO's) – physician and surgeon, temporary (residency), contiguous, conditional, visiting professor, limited license (retirement); Anesthesiologist Assistant – anesthesiologist assistant; Assistant Physician - assistant physician; Athletic Trainer - athletic trainer; Speech Language Pathologist and Audiologist – speech language pathologist, audiologist, speech language pathologist assistant, speech language pathology and speech language pathologist/audiologist; Clinical Perfusionist – clinical perfusionist, provisional; Physician Assistant – physician assistant, controlled substance certificate; Physical Therapist - physical therapist, physical therapist - temporary, physical therapist assistant.

**3. PROGRAM LISTING (list programs included in this core funding)**

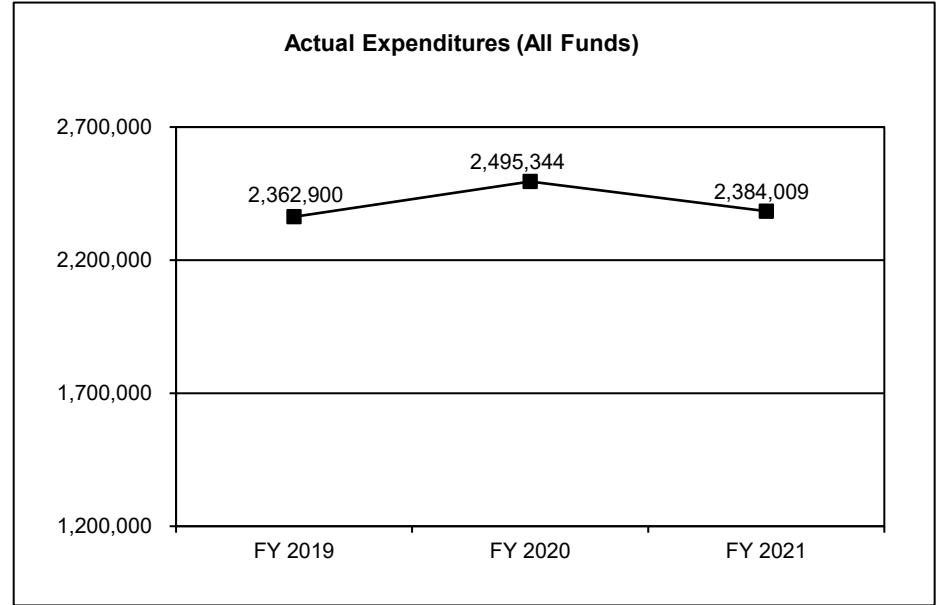
State Board of Registration for the Healing Arts

**CORE DECISION ITEM**

<b>Department of Commerce and Insurance</b>	<b>Budget Unit</b>	<b>42730C</b>
<b>Professional Registration</b>		
<b>Core - State Board of Registration for the Healing Arts</b>	<b>HB Section</b>	<b>7.485</b>

**4. FINANCIAL HISTORY**

	<b>FY 2019 Actual</b>	<b>FY 2020 Actual</b>	<b>FY 2021 Actual</b>	<b>FY 2022 Current Yr.</b>
Appropriation (All Funds)	2,673,147	2,707,234	2,754,607	2,775,138
Less Reverted (All Funds)	0	0	0	0
Less Restricted (All Funds)	0	0	0	0
Budget Authority (All Funds)	2,673,147	2,707,234	2,754,607	2,775,138
Actual Expenditures (All Funds)	2,362,900	2,495,344	2,384,009	N/A
Unexpended (All Funds)	310,247	211,890	370,598	N/A
Unexpended, by Fund:				
General Revenue	0	0	0	N/A
Federal	0	0	0	N/A
Other	310,247	211,890	370,598	N/A
	(1)	(2)	(3)	



Reverted includes the statutory three percent reserve amount (when applicable).

Restricted includes any Governor's expenditure restrictions which remained at the end of the fiscal year (when applicable).

**NOTES:**

- (1) Unexpended amount is due to staff turnover and less than anticipated expenditures.
- (2) Unexpended amount is due to staff turnover and less than anticipated expenditures.
- (3) Unexpended amount is due to staff turnover and less than anticipated expenditures.

**CORE RECONCILIATION DETAIL**

**DEPT OF COMMERCE AND INSURANCE**  
**BD OF REG FOR THE HEALING ART**

**5. CORE RECONCILIATION DETAIL**

	<b>Budget Class</b>	<b>FTE</b>	<b>GR</b>	<b>Federal</b>	<b>Other</b>	<b>Total</b>	<b>Explanation</b>
<b>TAFP AFTER VETOES</b>							
	PS	44.00	0	0	2,020,979	2,020,979	
	EE	0.00	0	0	754,159	754,159	
	<b>Total</b>	<b>44.00</b>	<b>0</b>	<b>0</b>	<b>2,775,138</b>	<b>2,775,138</b>	
<b>DEPARTMENT CORE REQUEST</b>							
	PS	44.00	0	0	2,020,979	2,020,979	
	EE	0.00	0	0	754,159	754,159	
	<b>Total</b>	<b>44.00</b>	<b>0</b>	<b>0</b>	<b>2,775,138</b>	<b>2,775,138</b>	
<b>GOVERNOR'S RECOMMENDED CORE</b>							
	PS	44.00	0	0	2,020,979	2,020,979	
	EE	0.00	0	0	754,159	754,159	
	<b>Total</b>	<b>44.00</b>	<b>0</b>	<b>0</b>	<b>2,775,138</b>	<b>2,775,138</b>	

## DCI

## DECISION ITEM SUMMARY

Budget Unit								
Decision Item	FY 2021	FY 2021	FY 2022	FY 2022	FY 2023	FY 2023	*****	*****
Budget Object Summary	ACTUAL	ACTUAL	BUDGET	BUDGET	DEPT REQ	DEPT REQ	SECURED	SECURED
Fund	DOLLAR	FTE	DOLLAR	FTE	DOLLAR	FTE	COLUMN	COLUMN
<b>BD OF REG FOR THE HEALING ART</b>								
<b>CORE</b>								
PERSONAL SERVICES								
BOARD OF REG FOR HEALING ARTS	1,852,646	41.49	2,020,979	44.00	2,020,979	44.00	0	0.00
TOTAL - PS	1,852,646	41.49	2,020,979	44.00	2,020,979	44.00	0	0.00
EXPENSE & EQUIPMENT								
BOARD OF REG FOR HEALING ARTS	531,363	0.00	754,159	0.00	754,159	0.00	0	0.00
TOTAL - EE	531,363	0.00	754,159	0.00	754,159	0.00	0	0.00
<b>TOTAL</b>	<b>2,384,009</b>	<b>41.49</b>	<b>2,775,138</b>	<b>44.00</b>	<b>2,775,138</b>	<b>44.00</b>	<b>0</b>	<b>0.00</b>
<b>Pay Plan FY22-Cost to Continue - 0000013</b>								
PERSONAL SERVICES								
BOARD OF REG FOR HEALING ARTS	0	0.00	0	0.00	20,009	0.00	0	0.00
TOTAL - PS	0	0.00	0	0.00	20,009	0.00	0	0.00
<b>TOTAL</b>	<b>0</b>	<b>0.00</b>	<b>0</b>	<b>0.00</b>	<b>20,009</b>	<b>0.00</b>	<b>0</b>	<b>0.00</b>
<b>GRAND TOTAL</b>	<b>\$2,384,009</b>	<b>41.49</b>	<b>\$2,775,138</b>	<b>44.00</b>	<b>\$2,795,147</b>	<b>44.00</b>	<b>\$0</b>	<b>0.00</b>

9/24/21 9:22

im\_disummary



## DCI

## DECISION ITEM DETAIL

Budget Unit	FY 2021	FY 2021	FY 2022	FY 2022	FY 2023	FY 2023	*****	*****
Decision Item	ACTUAL	ACTUAL	BUDGET	BUDGET	DEPT REQ	DEPT REQ	SECURED	SECURED
Budget Object Class	DOLLAR	FTE	DOLLAR	FTE	DOLLAR	FTE	COLUMN	COLUMN
<b>BD OF REG FOR THE HEALING ART</b>								
<b>CORE</b>								
ADMIN OFFICE SUPPORT ASSISTANT	1,291	0.04	0	0.00	0	0.00	0	0.00
SR OFC SUPPORT ASST (STENO)	1,318	0.04	0	0.00	0	0.00	0	0.00
SR OFFICE SUPPORT ASSISTANT	3,039	0.10	0	0.00	0	0.00	0	0.00
INFORMATION SUPPORT COOR	1,362	0.04	0	0.00	0	0.00	0	0.00
EXECUTIVE I	1,652	0.04	0	0.00	0	0.00	0	0.00
PHYSICIAN	10,901	0.08	0	0.00	0	0.00	0	0.00
INVESTIGATOR II	17,646	0.42	0	0.00	0	0.00	0	0.00
PROF REG ADMSTV COOR	2,187	0.05	0	0.00	0	0.00	0	0.00
INVESTIGATION MGR B1	4,799	0.08	0	0.00	0	0.00	0	0.00
PROCESSING TECHNICIAN I	2,573	0.10	0	0.00	0	0.00	0	0.00
PROCESSING TECHNICIAN II	4,982	0.17	0	0.00	0	0.00	0	0.00
PROCESSING TECHNICIAN III	5,133	0.16	0	0.00	0	0.00	0	0.00
PROCESSING TECHNICIAN SUPV	4,621	0.13	0	0.00	0	0.00	0	0.00
PARALEGAL	3,206	0.08	0	0.00	0	0.00	0	0.00
LEGAL COUNSEL	110,884	1.75	189,076	3.00	194,676	3.00	0	0.00
BOARD MEMBER	2,008	0.15	4,470	0.00	4,470	0.00	0	0.00
SENIOR COUNSEL	67,334	1.00	66,238	1.00	66,238	1.00	0	0.00
CLERK	90,461	1.89	30,320	0.00	30,320	0.00	0	0.00
PRINCIPAL ASST BOARD/COMMISSON	76,751	0.91	84,840	1.00	84,840	1.00	0	0.00
ADMIN SUPPORT ASSISTANT	121,583	3.97	140,700	4.50	140,700	4.50	0	0.00
LEAD ADMIN SUPPORT ASSISTANT	30,615	0.96	32,276	1.00	32,276	1.00	0	0.00
ADMIN SUPPORT PROFESSIONAL	40,346	0.96	40,062	1.00	44,062	1.00	0	0.00
ASSOCIATE CUSTOMER SERVICE REP	28,770	1.06	28,931	1.00	28,931	1.00	0	0.00
CUSTOMER SERVICE REP	192,862	6.23	249,500	8.50	249,500	8.00	0	0.00
LEAD CUSTOMER SERVICE REP	112,044	3.39	100,032	3.00	137,032	4.00	0	0.00
CUSTOMER SERVICE SUPERVISOR	36,284	0.99	37,458	1.00	37,458	1.00	0	0.00
CUSTOMER SERVICE MANAGER	52,684	1.26	47,044	2.00	47,044	1.00	0	0.00
PHYSICIAN	92,311	0.73	139,667	1.00	75,397	0.50	0	0.00
CHIEF PHYSICIAN	129,229	0.96	139,021	1.00	139,021	1.00	0	0.00
LEGAL ASSISTANT	0	0.00	0	0.00	40,000	1.00	0	0.00
PARALEGAL	73,746	1.92	80,777	2.00	80,777	2.00	0	0.00
SR NON-COMMISSION INVESTIGATOR	420,309	9.92	470,497	10.00	470,497	11.00	0	0.00

## DCI

## DECISION ITEM DETAIL

Budget Unit	FY 2021	FY 2021	FY 2022	FY 2022	FY 2023	FY 2023	*****	*****
Decision Item	ACTUAL	ACTUAL	BUDGET	BUDGET	DEPT REQ	DEPT REQ	SECURED	SECURED
Budget Object Class	DOLLAR	FTE	DOLLAR	FTE	DOLLAR	FTE	COLUMN	COLUMN
<b>BD OF REG FOR THE HEALING ART</b>								
<b>CORE</b>								
NON-COMMSSN INVESTIGATOR SPV	0	0.00	22,330	1.00	0	0.00	0	0.00
INVESTIGATIONS MANAGER	109,715	1.91	117,740	2.00	117,740	2.00	0	0.00
<b>TOTAL - PS</b>	<b>1,852,646</b>	<b>41.49</b>	<b>2,020,979</b>	<b>44.00</b>	<b>2,020,979</b>	<b>44.00</b>	<b>0</b>	<b>0.00</b>
TRAVEL, IN-STATE	574	0.00	21,028	0.00	21,028	0.00	0	0.00
TRAVEL, OUT-OF-STATE	0	0.00	10,016	0.00	10,016	0.00	0	0.00
SUPPLIES	70,219	0.00	95,500	0.00	95,500	0.00	0	0.00
PROFESSIONAL DEVELOPMENT	7,308	0.00	8,787	0.00	8,787	0.00	0	0.00
COMMUNICATION SERV & SUPP	59,330	0.00	39,324	0.00	39,324	0.00	0	0.00
PROFESSIONAL SERVICES	329,069	0.00	525,404	0.00	525,404	0.00	0	0.00
M&R SERVICES	22,340	0.00	16,000	0.00	16,000	0.00	0	0.00
COMPUTER EQUIPMENT	1,008	0.00	0	0.00	0	0.00	0	0.00
MOTORIZED EQUIPMENT	34,928	0.00	22,000	0.00	22,000	0.00	0	0.00
OFFICE EQUIPMENT	2,260	0.00	1,000	0.00	1,000	0.00	0	0.00
BUILDING LEASE PAYMENTS	0	0.00	3,500	0.00	3,500	0.00	0	0.00
EQUIPMENT RENTALS & LEASES	0	0.00	1,600	0.00	1,600	0.00	0	0.00
MISCELLANEOUS EXPENSES	4,327	0.00	10,000	0.00	10,000	0.00	0	0.00
<b>TOTAL - EE</b>	<b>531,363</b>	<b>0.00</b>	<b>754,159</b>	<b>0.00</b>	<b>754,159</b>	<b>0.00</b>	<b>0</b>	<b>0.00</b>
<b>GRAND TOTAL</b>	<b>\$2,384,009</b>	<b>41.49</b>	<b>\$2,775,138</b>	<b>44.00</b>	<b>\$2,775,138</b>	<b>44.00</b>	<b>\$0</b>	<b>0.00</b>
<b>GENERAL REVENUE</b>	<b>\$0</b>	<b>0.00</b>	<b>\$0</b>	<b>0.00</b>	<b>\$0</b>	<b>0.00</b>		<b>0.00</b>
<b>FEDERAL FUNDS</b>	<b>\$0</b>	<b>0.00</b>	<b>\$0</b>	<b>0.00</b>	<b>\$0</b>	<b>0.00</b>		<b>0.00</b>
<b>OTHER FUNDS</b>	<b>\$2,384,009</b>	<b>41.49</b>	<b>\$2,775,138</b>	<b>44.00</b>	<b>\$2,775,138</b>	<b>44.00</b>		<b>0.00</b>

## PROGRAM DESCRIPTION

Department of Commerce and Insurance

HB Section(s): 7.485

State Board of Registration for the Healing Arts

Program is found in the following core budget(s): State Board of Registration for the Healing Arts

### 1a. What strategic priority does this program address?

- Strengthen our regulatory relationships while ensuring a level playing field to protect and advocate for the general public
- Develop our team, reward great performance, and retain top talent
- Innovate to make it easier to connect and work with us

### 1b. What does this program do?


- The mission of the board is to protect the citizens of Missouri through the licensing of physicians and other health designated professionals, assessing their competence to practice and their moral character.
- It is the duty of the board to administer and execute the statutes, rules and regulations of Sections 324.125 through 324.183 RSMo. and Chapters 334 and 345 RSMo. Responsibilities of the board include: promoting ethical standards, examination, licensure, regulation, investigation of complaints and discipline of individuals practicing in the field. It is also the board's duty to investigate all complaints against its licensees in a fair and equitable manner.
- Profession/s regulated (types of licenses): Physicians (MD/DO's) – physician and surgeon, temporary (residency), contiguous, conditional, visiting professor, limited license (retirement); Anesthesiologist Assistant – anesthesiologist assistant; Assistant Physician - assistant physician; Athletic Trainer - athletic trainer; Speech Language Pathologist and Audiologist – speech language pathologist, audiologist, speech language pathologist assistant, speech language pathology and speech language pathologist/audiologist; Clinical Perfusionist – clinical perfusionist, provisional; Physician Assistant – physician assistant, controlled substance certificate; Physical Therapist - physical therapist, physical therapist - temporary, physical therapist assistant.

### 2a. Provide an activity measure(s) for the program.

	FY 2019 Actual	FY 2020 Actual	FY 2021 Actual	FY 2022 Target	FY 2023 Target	FY 2024 Target
Applications Received	5,340	5,029	5,961	5,442	5,442	5,442
Licensed Professionals	49,125	50,203	52,773	52,773	52,773	52,773
Outreach Events	32	17*	30	32	32	32

\*Decrease was due to COVID-19 Pandemic.

### 2b. Provide a measure(s) of the program's quality.



Licensees were surveyed about their experience with the board's licensure procedures, customer service, website and communications.

## PROGRAM DESCRIPTION

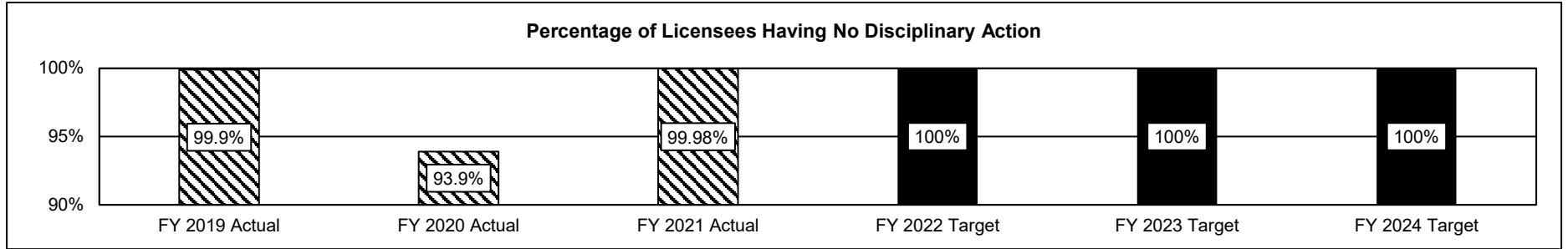
Department of Commerce and Insurance

HB Section(s): 7.485

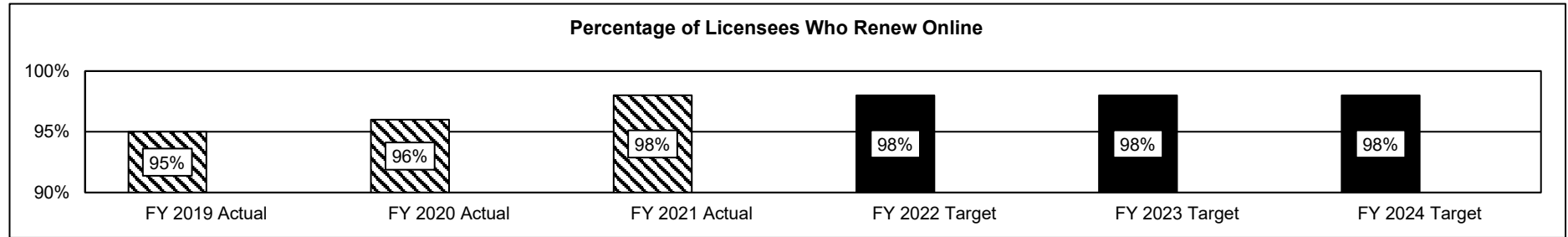
State Board of Registration for the Healing Arts

Program is found in the following core budget(s): State Board of Registration for the Healing Arts

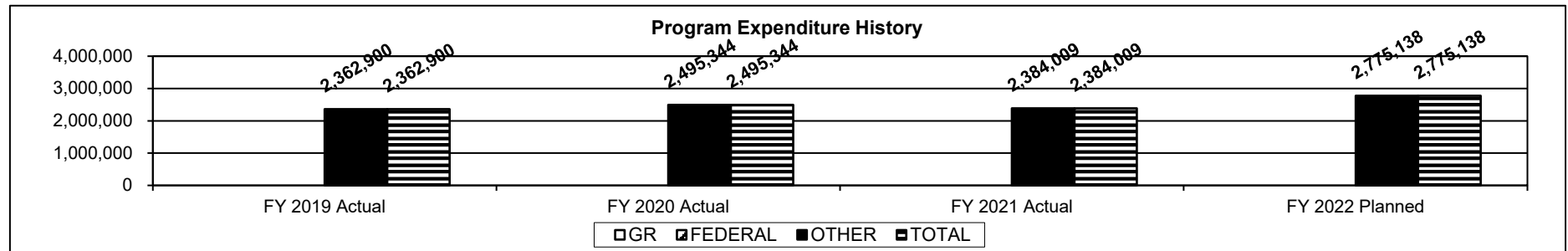
### 2c. Provide a measure(s) of the program's impact.



### 2d. Provide a measure(s) of the program's efficiency.



### 3. Provide actual expenditures for the prior three fiscal years and planned expenditures for the current fiscal year. (Note: Amounts do not include fringe benefit costs.)



PROGRAM DESCRIPTION	
Department of Commerce and Insurance	HB Section(s): 7.485
State Board of Registration for the Healing Arts	
Program is found in the following core budget(s): State Board of Registration for the Healing Arts	
<p><b>4. What are the sources of the "Other " funds?</b>  Board of Registration for the Healing Arts Fund (0634)</p> <p><b>5. What is the authorization for this program, i.e., federal or state statute, etc.? (Include the federal program number, if applicable.)</b>  State Statutes: Sections 324.125-324.183, 334.002-334.749, 334.1200-334.1233 and 345.010-345.080, RSMo.</p> <p><b>6. Are there federal matching requirements? If yes, please explain.</b>  N/A</p> <p><b>7. Is this a federally mandated program? If yes, please explain.</b>  No</p>	

## CORE DECISION ITEM

<b>Department of Commerce and Insurance</b>	<b>Budget Unit</b>	<b>42740C</b>
<b>Professional Registration</b>		
<b>Core - State Board of Nursing</b>	<b>HB Section</b>	<b>7.490</b>

### 1. CORE FINANCIAL SUMMARY

	FY 2023 Budget Request			
	GR	Federal	Other	Total
PS	0	0	1,353,228	1,353,228
EE	0	0	578,512	578,512
PSD	0	0	2,000,000	2,000,000
TRF	0	0	0	0
<b>Total</b>	<b>0</b>	<b>0</b>	<b>3,931,740</b>	<b>3,931,740</b>

<b>FTE</b>	<b>0.00</b>	<b>0.00</b>	<b>28.00</b>	<b>28.00</b>
------------	-------------	-------------	--------------	--------------

<b>Est. Fringe</b>	<b>0</b>	<b>0</b>	<b>867,918</b>	<b>867,918</b>
--------------------	----------	----------	----------------	----------------

*Note: Fringes budgeted in House Bill 5 except for certain fringes budgeted directly to MoDOT, Highway Patrol, and Conservation.*

Other Funds: State Board of Nursing Fund (0635)

	FY 2023 Governor's Recommendation			
	GR	Federal	Other	Total
PS	0	0	0	0
EE	0	0	0	0
PSD	0	0	0	0
TRF	0	0	0	0
<b>Total</b>	<b>0</b>	<b>0</b>	<b>0</b>	<b>0</b>

<b>FTE</b>	<b>0.00</b>	<b>0.00</b>	<b>0.00</b>	<b>0.00</b>
------------	-------------	-------------	-------------	-------------

<b>Est. Fringe</b>	<b>0</b>	<b>0</b>	<b>0</b>	<b>0</b>
--------------------	----------	----------	----------	----------

*Note: Fringes budgeted in House Bill 5 except for certain fringes budgeted directly to MoDOT, Highway Patrol, and Conservation.*

Other Funds:

### 2. CORE DESCRIPTION

This core appropriation is necessary so the Missouri State Board of Nursing may continue to operate. In 1909, the Legislature created the Missouri State Board of Nursing to safeguard the public health and safety by regulating nurses and nursing education programs in Missouri. The board's public protection role is critical; nursing touches virtually every citizen of Missouri. Missourians expect nurses to obtain an adequate level of educational preparation, follow established practice standards and provide competent nursing care. They also expect the board to address unsafe practitioners so vulnerable populations are protected. Board operations are designed to meet these public and professional expectations. The board receives no General Revenue funds. The board is funded by license fees paid by those regulated by the Board.

The Nurse Practice Act (NPA) is the accumulation of statutes, Chapter 335, RSMo. The NPA exists to govern and regulate the profession of licensed nurses, set standards and approve nursing programs; determine the scope of practice of licensed nurses; define who may use the title of registered nurse (RN) and licensed practical nurse (LPN) and Advanced Practice Registered Nurse (APRN) within the State of Missouri; administer the nurse licensure compact; award grants to nursing education programs; investigate complaints against nurses; take disciplinary actions against violators; monitor compliance of disciplined nurses; and collect and analyze nursing workforce information. Rules are promulgated to provide guidance for the board to carry out the mandate of the NPA.

The nine gubernatorial appointed members of the board are entrusted with the duty of ensuring that the APRNs, RNs and LPNs licensed in Missouri comply with Chapter 335 thus creating an atmosphere of safe and effective nursing care in the interest of public protection. The members of the board, along with its staff and general counsel are entrusted with the legal responsibility to see that the provisions of the law are carried out effectively, in addition to serving as a policy making and planning group. When administering the NPA and establishing policy, the board considers the licensee, the patient, the community, the State of Missouri and programs of professional and practical nursing.

This core appropriation also supports the Nursing Education Incentive Program.

# **CORE DECISION ITEM**

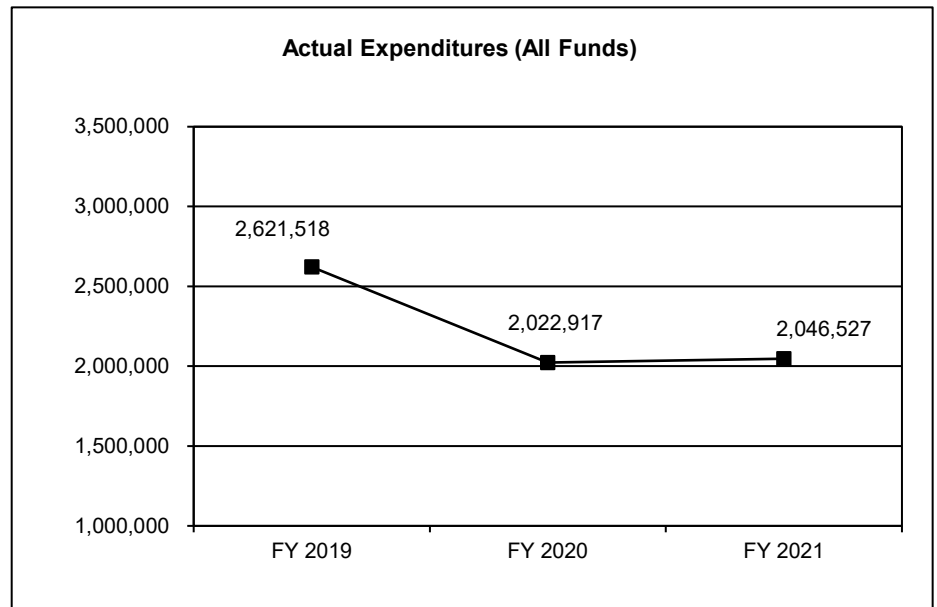
<b>Department of Commerce and Insurance</b>	<b>Budget Unit</b>	<b>42740C</b>
<b>Professional Registration</b>		
<b>Core - State Board of Nursing</b>	<b>HB Section</b>	<b>7.490</b>

## **3. PROGRAM LISTING (list programs included in this core funding)**

State Board of Nursing

## **4. FINANCIAL HISTORY**

	<b>FY 2019 Actual</b>	<b>FY 2020 Actual</b>	<b>FY 2021 Actual</b>	<b>FY 2022 Current Yr.</b>
Appropriation (All Funds)	3,856,060	3,891,739	3,917,844	3,931,740
Less Reverted (All Funds)	0	0	0	0
Less Restricted (All Funds)	0	0	0	0
Budget Authority (All Funds)	3,856,060	3,891,739	3,917,844	3,931,740
Actual Expenditures (All Funds)	2,621,518	2,022,917	2,046,527	N/A
Unexpended (All Funds)	1,234,542	1,868,822	1,871,317	N/A
Unexpended, by Fund:				
General Revenue	0	0	0	N/A
Federal	0	0	0	N/A
Other	1,234,542	1,868,822	1,871,317	N/A
	(1)	(2)	(3)	



Reverted includes the statutory three percent reserve amount (when applicable).

Restricted includes any Governor's expenditure restrictions which remained at the end of the fiscal year (when applicable).

## **NOTES:**

- (1) By statute the board has authority to award up to \$2 million to nursing programs, \$827,462 was awarded in FY 2019.
- (2) By statute the board has authority to award up to \$2 million to nursing programs, \$389,351 was awarded in FY 2020.
- (3) By statute the board has authority to award up to \$2 million to nursing programs, \$418,864 was awarded in FY 2021.

**CORE RECONCILIATION DETAIL**

**DEPT OF COMMERCE AND INSURANCE**  
**BOARD OF NURSING**

**5. CORE RECONCILIATION DETAIL**

	<b>Budget Class</b>	<b>FTE</b>	<b>GR</b>	<b>Federal</b>	<b>Other</b>	<b>Total</b>	<b>Explanation</b>
<b>TAFP AFTER VETOES</b>							
	PS	28.00	0	0	1,353,228	1,353,228	
	EE	0.00	0	0	578,512	578,512	
	PD	0.00	0	0	2,000,000	2,000,000	
	<b>Total</b>	<b>28.00</b>	<b>0</b>	<b>0</b>	<b>3,931,740</b>	<b>3,931,740</b>	
<b>DEPARTMENT CORE REQUEST</b>							
	PS	28.00	0	0	1,353,228	1,353,228	
	EE	0.00	0	0	578,512	578,512	
	PD	0.00	0	0	2,000,000	2,000,000	
	<b>Total</b>	<b>28.00</b>	<b>0</b>	<b>0</b>	<b>3,931,740</b>	<b>3,931,740</b>	
<b>GOVERNOR'S RECOMMENDED CORE</b>							
	PS	28.00	0	0	1,353,228	1,353,228	
	EE	0.00	0	0	578,512	578,512	
	PD	0.00	0	0	2,000,000	2,000,000	
	<b>Total</b>	<b>28.00</b>	<b>0</b>	<b>0</b>	<b>3,931,740</b>	<b>3,931,740</b>	



## DCI

## DECISION ITEM SUMMARY

Budget Unit								
Decision Item	FY 2021	FY 2021	FY 2022	FY 2022	FY 2023	FY 2023	*****	*****
Budget Object Summary	ACTUAL	ACTUAL	BUDGET	BUDGET	DEPT REQ	DEPT REQ	SECURED	SECURED
Fund	DOLLAR	FTE	DOLLAR	FTE	DOLLAR	FTE	COLUMN	COLUMN
<b>BOARD OF NURSING</b>								
<b>CORE</b>								
PERSONAL SERVICES								
BOARD OF NURSING	1,241,374	27.42	1,353,228	28.00	1,353,228	28.00	0	0.00
TOTAL - PS	1,241,374	27.42	1,353,228	28.00	1,353,228	28.00	0	0.00
EXPENSE & EQUIPMENT								
BOARD OF NURSING	386,289	0.00	578,512	0.00	578,512	0.00	0	0.00
TOTAL - EE	386,289	0.00	578,512	0.00	578,512	0.00	0	0.00
PROGRAM-SPECIFIC								
BOARD OF NURSING	418,864	0.00	2,000,000	0.00	2,000,000	0.00	0	0.00
TOTAL - PD	418,864	0.00	2,000,000	0.00	2,000,000	0.00	0	0.00
<b>TOTAL</b>	<b>2,046,527</b>	<b>27.42</b>	<b>3,931,740</b>	<b>28.00</b>	<b>3,931,740</b>	<b>28.00</b>	<b>0</b>	<b>0.00</b>
<b>Pay Plan FY22-Cost to Continue - 0000013</b>								
PERSONAL SERVICES								
BOARD OF NURSING	0	0.00	0	0.00	13,399	0.00	0	0.00
TOTAL - PS	0	0.00	0	0.00	13,399	0.00	0	0.00
<b>TOTAL</b>	<b>0</b>	<b>0.00</b>	<b>0</b>	<b>0.00</b>	<b>13,399</b>	<b>0.00</b>	<b>0</b>	<b>0.00</b>
<b>GRAND TOTAL</b>	<b>\$2,046,527</b>	<b>27.42</b>	<b>\$3,931,740</b>	<b>28.00</b>	<b>\$3,945,139</b>	<b>28.00</b>	<b>\$0</b>	<b>0.00</b>

9/24/21 9:22

im\_disummary

## DCI

## DECISION ITEM DETAIL

Budget Unit	FY 2021	FY 2021	FY 2022	FY 2022	FY 2023	FY 2023	*****	*****
Decision Item	ACTUAL	ACTUAL	BUDGET	BUDGET	DEPT REQ	DEPT REQ	SECURED	SECURED
Budget Object Class	DOLLAR	FTE	DOLLAR	FTE	DOLLAR	FTE	COLUMN	COLUMN
<b>BOARD OF NURSING</b>								
<b>CORE</b>								
RESEARCH ANAL II	5,203	0.13	0	0.00	0	0.00	0	0.00
ADMINISTRATIVE ANAL II	1,652	0.04	0	0.00	0	0.00	0	0.00
INVESTIGATOR I	1,458	0.04	0	0.00	0	0.00	0	0.00
INVESTIGATOR II	7,058	0.17	0	0.00	0	0.00	0	0.00
PROF REG ADMSTV COOR	1,866	0.04	0	0.00	0	0.00	0	0.00
INVESTIGATION MGR B1	2,400	0.04	0	0.00	0	0.00	0	0.00
REGISTERED NURSE MANAGER B1	8,853	0.13	0	0.00	0	0.00	0	0.00
PROCESSING TECHNICIAN II	6,319	0.21	0	0.00	0	0.00	0	0.00
PROCESSING TECHNICIAN III	4,133	0.13	0	0.00	0	0.00	0	0.00
PARALEGAL	3,254	0.08	0	0.00	0	0.00	0	0.00
LEGAL COUNSEL	76,328	1.20	124,828	2.00	129,780	2.00	0	0.00
BOARD MEMBER	7,663	0.59	10,859	0.00	10,859	0.00	0	0.00
SENIOR COUNSEL	66,519	1.00	67,682	1.00	67,682	1.00	0	0.00
CLERK	13,189	0.48	10,375	0.00	10,375	0.00	0	0.00
PRINCIPAL ASST BOARD/COMMISSON	87,451	1.01	88,710	1.00	88,710	1.00	0	0.00
ADMIN SUPPORT PROFESSIONAL	40,346	0.96	39,600	1.00	43,981	1.00	0	0.00
CUSTOMER SERVICE REP	95,329	3.16	165,578	5.00	126,829	4.00	0	0.00
LEAD CUSTOMER SERVICE REP	120,097	3.64	102,584	3.00	132,000	4.00	0	0.00
CUSTOMER SERVICE MANAGER	42,918	0.96	46,943	1.00	46,943	1.00	0	0.00
NURSE MANAGER	203,957	2.88	218,282	3.00	218,282	3.00	0	0.00
PARALEGAL	154,624	3.83	163,707	4.00	163,707	4.00	0	0.00
NON-COMMISSIONED INVESTIGATOR	32,998	0.94	36,246	1.00	36,246	1.00	0	0.00
SR NON-COMMISSION INVESTIGATOR	162,402	3.83	174,079	4.00	174,079	4.00	0	0.00
INVESTIGATIONS MANAGER	55,190	0.96	60,745	1.00	60,745	1.00	0	0.00
REGULATORY AUDITOR	40,167	0.97	43,010	1.00	43,010	1.00	0	0.00
<b>TOTAL - PS</b>	<b>1,241,374</b>	<b>27.42</b>	<b>1,353,228</b>	<b>28.00</b>	<b>1,353,228</b>	<b>28.00</b>	<b>0</b>	<b>0.00</b>
TRAVEL, IN-STATE	4,547	0.00	20,895	0.00	20,895	0.00	0	0.00
TRAVEL, OUT-OF-STATE	0	0.00	10,099	0.00	10,099	0.00	0	0.00
SUPPLIES	27,117	0.00	78,250	0.00	78,250	0.00	0	0.00
PROFESSIONAL DEVELOPMENT	8,486	0.00	28,500	0.00	28,500	0.00	0	0.00
COMMUNICATION SERV & SUPP	23,304	0.00	20,000	0.00	20,000	0.00	0	0.00
PROFESSIONAL SERVICES	309,339	0.00	381,767	0.00	381,767	0.00	0	0.00

## DCI

## DECISION ITEM DETAIL

Budget Unit	FY 2021	FY 2021	FY 2022	FY 2022	FY 2023	FY 2023	*****	*****
Decision Item	ACTUAL	ACTUAL	BUDGET	BUDGET	DEPT REQ	DEPT REQ	SECURED	SECURED
Budget Object Class	DOLLAR	FTE	DOLLAR	FTE	DOLLAR	FTE	COLUMN	COLUMN
<b>BOARD OF NURSING</b>								
<b>CORE</b>								
M&R SERVICES	1,949	0.00	5,000	0.00	5,000	0.00	0	0.00
COMPUTER EQUIPMENT	187	0.00	0	0.00	0	0.00	0	0.00
MOTORIZED EQUIPMENT	0	0.00	1	0.00	1	0.00	0	0.00
OFFICE EQUIPMENT	454	0.00	5,000	0.00	5,000	0.00	0	0.00
OTHER EQUIPMENT	0	0.00	5,000	0.00	5,000	0.00	0	0.00
BUILDING LEASE PAYMENTS	4,950	0.00	10,000	0.00	10,000	0.00	0	0.00
EQUIPMENT RENTALS & LEASES	2,250	0.00	4,000	0.00	4,000	0.00	0	0.00
MISCELLANEOUS EXPENSES	3,706	0.00	10,000	0.00	10,000	0.00	0	0.00
<b>TOTAL - EE</b>	<b>386,289</b>	<b>0.00</b>	<b>578,512</b>	<b>0.00</b>	<b>578,512</b>	<b>0.00</b>	<b>0</b>	<b>0.00</b>
PROGRAM DISTRIBUTIONS	418,864	0.00	2,000,000	0.00	2,000,000	0.00	0	0.00
<b>TOTAL - PD</b>	<b>418,864</b>	<b>0.00</b>	<b>2,000,000</b>	<b>0.00</b>	<b>2,000,000</b>	<b>0.00</b>	<b>0</b>	<b>0.00</b>
<b>GRAND TOTAL</b>	<b>\$2,046,527</b>	<b>27.42</b>	<b>\$3,931,740</b>	<b>28.00</b>	<b>\$3,931,740</b>	<b>28.00</b>	<b>\$0</b>	<b>0.00</b>
<b>GENERAL REVENUE</b>	<b>\$0</b>	<b>0.00</b>	<b>\$0</b>	<b>0.00</b>	<b>\$0</b>	<b>0.00</b>		<b>0.00</b>
<b>FEDERAL FUNDS</b>	<b>\$0</b>	<b>0.00</b>	<b>\$0</b>	<b>0.00</b>	<b>\$0</b>	<b>0.00</b>		<b>0.00</b>
<b>OTHER FUNDS</b>	<b>\$2,046,527</b>	<b>27.42</b>	<b>\$3,931,740</b>	<b>28.00</b>	<b>\$3,931,740</b>	<b>28.00</b>		<b>0.00</b>

## PROGRAM DESCRIPTION

Department of Commerce and Insurance

HB Section(s): 7.490

State Board of Nursing

Program is found in the following core budget(s): State Board of Nursing

### 1a. What strategic priority does this program address?

- Strengthen our regulatory relationships while ensuring a level playing field to protect and advocate for the general public
- Develop our team, reward great performance, and retain top talent
- Innovate to make it easier to connect and work with us

### 1b. What does this program do?

- Govern and regulate the profession of licensed nurses; set standards and approve nursing programs; determine the scope of practice of licensed nurses; define who may use the title of registered nurse (RN) and licensed practical nurse (LPN) and Advanced Practice Registered Nurse (APRN) within the State of Missouri.
- Administer the nurse licensure compact; award grants to nursing education programs; investigate complaints against nurses; take disciplinary actions against violators; monitor compliance of disciplined nurses; and collect and analyze nursing workforce information.
- Educate licensees so they are better informed practitioners.

### 2a. Provide an activity measure(s) for the program.

	FY 2019 Actual	FY 2020* Actual	FY 2021 Actual	FY 2022 Target	FY 2023 Target	FY 2024 Target
Applications Received	12,305	10,940	10,017	9,500	9,500	9,500
Licensed Professionals	145,518	136,479	135,090	135,000	135,000	135,000
Outreach Events	48	32	31	30	30	30

\*New methodology: APRN's and RN's are issued a document of recognition (not a license).

### 2b. Provide a measure(s) of the program's quality.

Percentage of Licensees Satisfied / Highly Satisfied With the Licensure Process



Note: Registered Nurses only renew in odd years, Practical Nurses only renew in even years  
Licensees were surveyed about their experience with the board's online renewal process.

## PROGRAM DESCRIPTION

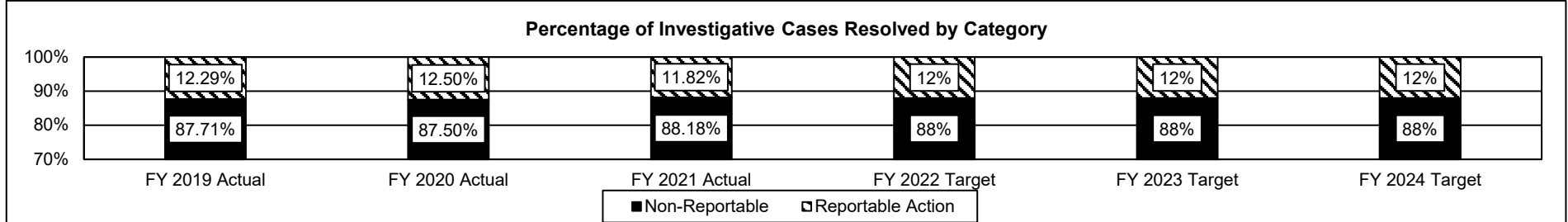
Department of Commerce and Insurance

HB Section(s): 7.490


State Board of Nursing

Program is found in the following core budget(s): State Board of Nursing

### 2c. Provide a measure(s) of the program's impact.

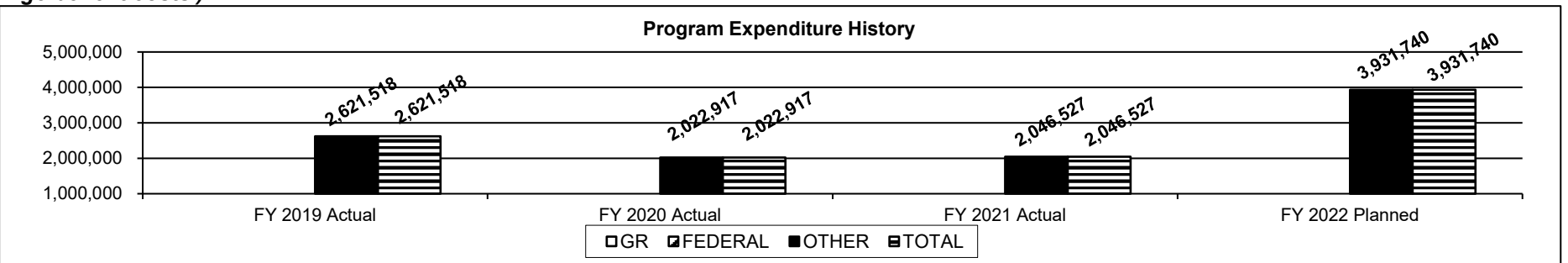


### 2d. Provide a measure(s) of the program's efficiency.



Note: LPNs renew in even-numbered years and have a lower percent of online renewals than RNs that renew in odd-numbered years.

### 3. Provide actual expenditures for the prior three fiscal years and planned expenditures for the current fiscal year. (Note: Amounts do not include fringe benefit costs.)



**PROGRAM DESCRIPTION**

Department of Commerce and Insurance

HB Section(s): 7.490

State Board of Nursing

Program is found in the following core budget(s): State Board of Nursing

**4. What are the sources of the "Other " funds?**

State Board of Nursing Fund (0635)

**5. What is the authorization for this program, i.e., federal or state statute, etc.? (Include the federal program number, if applicable.)**

State Statute: Sections 335.011-335.420, RSMo.

**6. Are there federal matching requirements? If yes, please explain.**

N/A

**7. Is this a federally mandated program? If yes, please explain.**

No

## CORE DECISION ITEM

Department of Commerce and Insurance	Budget Unit	42750C
Professional Registration		
Core - State Board of Optometry	HB Section	7.495

### 1. CORE FINANCIAL SUMMARY

FY 2023 Budget Request					FY 2023 Governor's Recommendation				
	GR	Federal	Other	Total		GR	Federal	Other	Total
PS	0	0	0	0	PS	0	0	0	0
EE	0	0	35,188	35,188	EE	0	0	0	0
PSD	0	0	0	0	PSD	0	0	0	0
TRF	0	0	0	0	TRF	0	0	0	0
<b>Total</b>	<b>0</b>	<b>0</b>	<b>35,188</b>	<b>35,188</b>	<b>Total</b>	<b>0</b>	<b>0</b>	<b>0</b>	<b>0</b>
FTE					FTE				
	0.00	0.00	0.00	0.00		0.00	0.00	0.00	0.00
<b>Est. Fringe</b>	<b>0</b>	<b>0</b>	<b>0</b>	<b>0</b>	<b>Est. Fringe</b>	<b>0</b>	<b>0</b>	<b>0</b>	<b>0</b>
Note: Fringes budgeted in House Bill 5 except for certain fringes budgeted directly to MoDOT, Highway Patrol, and Conservation.					Note: Fringes budgeted in House Bill 5 except for certain fringes budgeted directly to MoDOT, Highway Patrol, and Conservation.				

Other Funds: Optometry Fund (0636)

Other Funds:

### 2. CORE DESCRIPTION

This core supports the Missouri State Board Optometry. The board licenses qualified optometrists; approves post-graduate education required for re-licensure; certifies qualified optometrists in the administration of pharmaceutical agents; approves professional optometry corporations; establishes standards of professional conduct; investigates consumer and patient complaints and disciplines optometrists for violations of the optometry statutes and/or regulations.

The board consists of six members. Board members are appointed by the Governor and must be approved by the Missouri Senate. All members hold office for five years.

### 3. PROGRAM LISTING (list programs included in this core funding)

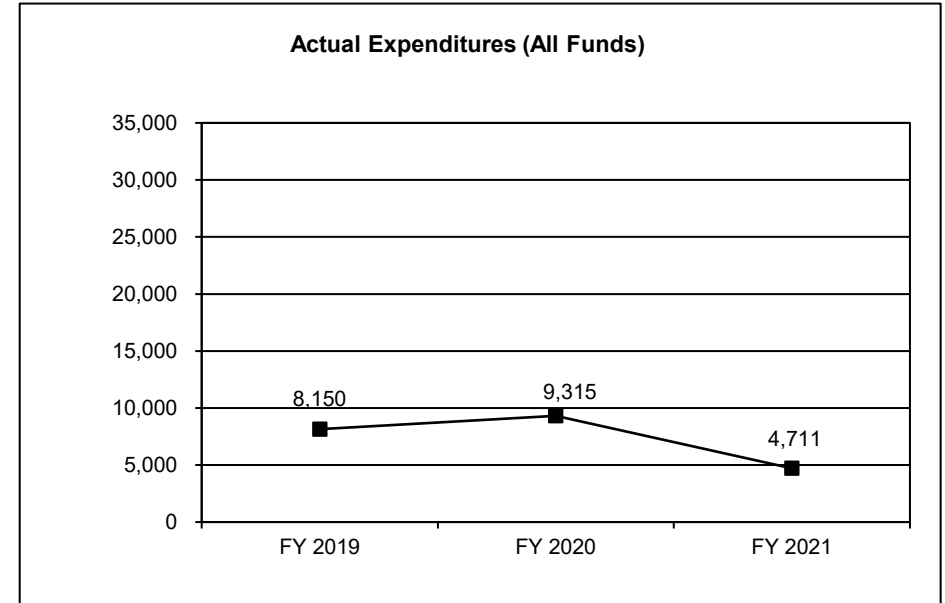
State Board of Optometry

# **CORE DECISION ITEM**

<b>Department of Commerce and Insurance</b>	<b>Budget Unit</b>	<b>42750C</b>
<b>Professional Registration</b>		
<b>Core - State Board of Optometry</b>	<b>HB Section</b>	<b>7.495</b>

## **4. FINANCIAL HISTORY**

	<b>FY 2019 Actual</b>	<b>FY 2020 Actual</b>	<b>FY 2021 Actual</b>	<b>FY 2022 Current Yr.</b>
Appropriation (All Funds)	34,726	34,726	34,957	35,188
Less Reverted (All Funds)	0	0	0	0
Less Restricted (All Funds)	0	0	0	0
Budget Authority (All Funds)	34,726	34,726	34,957	35,188
Actual Expenditures (All Funds)	8,150	9,315	4,711	N/A
Unexpended (All Funds)	26,576	25,411	30,246	N/A
Unexpended, by Fund:				
General Revenue	0	0	0	N/A
Federal	0	0	0	N/A
Other	26,576	25,411	30,246	N/A
	(1)	(2)	(3)	



Reverted includes the statutory three percent reserve amount (when applicable).

Restricted includes any Governor's expenditure restrictions which remained at the end of the fiscal year (when applicable).

### **NOTES:**

- (1) Unexpended amount is due to less than anticipated expenditures.
- (2) Unexpended amount is due to less than anticipated expenditures.
- (3) Unexpended amount is due to less than anticipated expenditures.



---

**CORE RECONCILIATION DETAIL**

---

**DEPT OF COMMERCE AND INSURANCE**  
**BOARD OF OPTOMETRY**

---

---

**5. CORE RECONCILIATION DETAIL**

---

	<b>Budget Class</b>	<b>FTE</b>	<b>GR</b>	<b>Federal</b>	<b>Other</b>	<b>Total</b>	<b>Explanation</b>
<b>TAFP AFTER VETOES</b>	EE	0.00	0	0	35,188	35,188	
	<b>Total</b>	<b>0.00</b>	<b>0</b>	<b>0</b>	<b>35,188</b>	<b>35,188</b>	
<b>DEPARTMENT CORE REQUEST</b>	EE	0.00	0	0	35,188	35,188	
	<b>Total</b>	<b>0.00</b>	<b>0</b>	<b>0</b>	<b>35,188</b>	<b>35,188</b>	
<b>GOVERNOR'S RECOMMENDED CORE</b>	EE	0.00	0	0	35,188	35,188	
	<b>Total</b>	<b>0.00</b>	<b>0</b>	<b>0</b>	<b>35,188</b>	<b>35,188</b>	

# DCI

# DECISION ITEM SUMMARY

Budget Unit								
Decision Item	FY 2021	FY 2021	FY 2022	FY 2022	FY 2023	FY 2023	*****	*****
Budget Object Summary	ACTUAL	ACTUAL	BUDGET	BUDGET	DEPT REQ	DEPT REQ	SECURED	SECURED
Fund	DOLLAR	FTE	DOLLAR	FTE	DOLLAR	FTE	COLUMN	COLUMN
<b>BOARD OF OPTOMETRY</b>								
<b>CORE</b>								
EXPENSE & EQUIPMENT								
OPTOMETRY FUND	4,711	0.00	35,188	0.00	35,188	0.00	0	0.00
TOTAL - EE	4,711	0.00	35,188	0.00	35,188	0.00	0	0.00
<b>TOTAL</b>	<b>4,711</b>	<b>0.00</b>	<b>35,188</b>	<b>0.00</b>	<b>35,188</b>	<b>0.00</b>	<b>0</b>	<b>0.00</b>
<b>GRAND TOTAL</b>	<b>\$4,711</b>	<b>0.00</b>	<b>\$35,188</b>	<b>0.00</b>	<b>\$35,188</b>	<b>0.00</b>	<b>\$0</b>	<b>0.00</b>

9/24/21 9:22

im\_disummary

## DCI

## DECISION ITEM DETAIL

Budget Unit	FY 2021	FY 2021	FY 2022	FY 2022	FY 2023	FY 2023	*****	*****
Decision Item	ACTUAL	ACTUAL	BUDGET	BUDGET	DEPT REQ	DEPT REQ	SECURED	SECURED
Budget Object Class	DOLLAR	FTE	DOLLAR	FTE	DOLLAR	FTE	COLUMN	COLUMN
<b>BOARD OF OPTOMETRY</b>								
<b>CORE</b>								
TRAVEL, IN-STATE	0	0.00	3,012	0.00	3,012	0.00	0	0.00
TRAVEL, OUT-OF-STATE	0	0.00	2,712	0.00	2,712	0.00	0	0.00
SUPPLIES	2,205	0.00	4,225	0.00	4,225	0.00	0	0.00
PROFESSIONAL DEVELOPMENT	1,000	0.00	2,850	0.00	2,850	0.00	0	0.00
COMMUNICATION SERV & SUPP	370	0.00	800	0.00	800	0.00	0	0.00
PROFESSIONAL SERVICES	561	0.00	17,500	0.00	17,500	0.00	0	0.00
M&R SERVICES	559	0.00	800	0.00	800	0.00	0	0.00
COMPUTER EQUIPMENT	16	0.00	0	0.00	0	0.00	0	0.00
OFFICE EQUIPMENT	0	0.00	400	0.00	400	0.00	0	0.00
BUILDING LEASE PAYMENTS	0	0.00	900	0.00	900	0.00	0	0.00
MISCELLANEOUS EXPENSES	0	0.00	1,989	0.00	1,989	0.00	0	0.00
<b>TOTAL - EE</b>	<b>4,711</b>	<b>0.00</b>	<b>35,188</b>	<b>0.00</b>	<b>35,188</b>	<b>0.00</b>	<b>0</b>	<b>0.00</b>
<b>GRAND TOTAL</b>	<b>\$4,711</b>	<b>0.00</b>	<b>\$35,188</b>	<b>0.00</b>	<b>\$35,188</b>	<b>0.00</b>	<b>\$0</b>	<b>0.00</b>
<b>GENERAL REVENUE</b>	<b>\$0</b>	<b>0.00</b>	<b>\$0</b>	<b>0.00</b>	<b>\$0</b>	<b>0.00</b>		<b>0.00</b>
<b>FEDERAL FUNDS</b>	<b>\$0</b>	<b>0.00</b>	<b>\$0</b>	<b>0.00</b>	<b>\$0</b>	<b>0.00</b>		<b>0.00</b>
<b>OTHER FUNDS</b>	<b>\$4,711</b>	<b>0.00</b>	<b>\$35,188</b>	<b>0.00</b>	<b>\$35,188</b>	<b>0.00</b>		<b>0.00</b>

## PROGRAM DESCRIPTION

Department of Commerce and Insurance

HB Section(s): 7.450 / 7.495

State Board of Optometry

Program is found in the following core budget(s): Professional Registration Administration, State Board of Optometry

FY 2022 PLANNED			
	Optometry	PR Admin	TOTAL
OTHER	35,188	64,999	100,187

### 1a. What strategic priority does this program address?

- Strengthen our regulatory relationships while ensuring a level playing field to protect and advocate for the general public
- Develop our team, reward great performance, and retain top talent
- Innovate to make it easier to connect and work with us

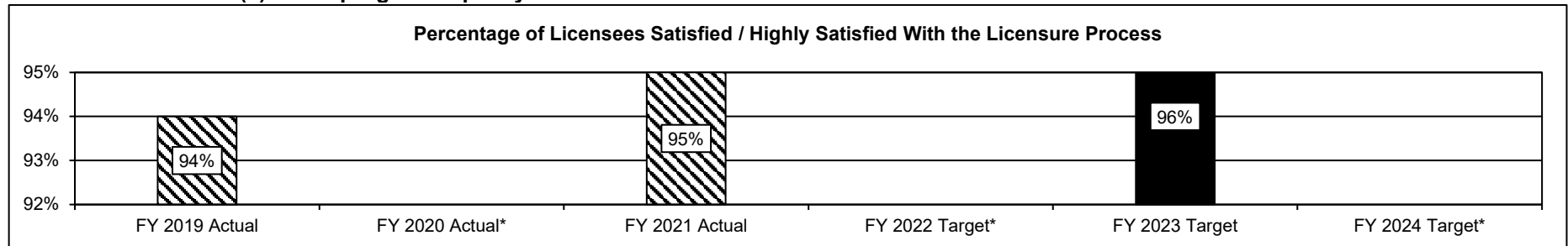
### 1b. What does this program do?

- The board licenses qualified optometrists; approves post-graduate education required for re-licensure; certifies qualified optometrists in the administration of pharmaceutical agents; approves professional optometry corporations; establishes standards of professional conduct; investigates consumer and patient complaints and disciplines optometrists for violations of the optometry statutes and/or regulations.

### 2a. Provide an activity measure(s) for the program.

	FY 2019 Actual	FY 2020 Actual	FY 2021 Actual	FY 2022 Target	FY 2023 Target	FY 2024 Target
Applications Received	84	60	58	67	67	67
Licensed Professionals	1,399	1,455	1,420	1,425	1,425	1,425
Outreach Events	4	4	5	5	5	5

### 2b. Provide a measure(s) of the program's quality.



\*Biennial licenses only renewed in odd years.

Licensees were surveyed about their experience with the board's licensure procedures, customer service, website and communications.

## PROGRAM DESCRIPTION

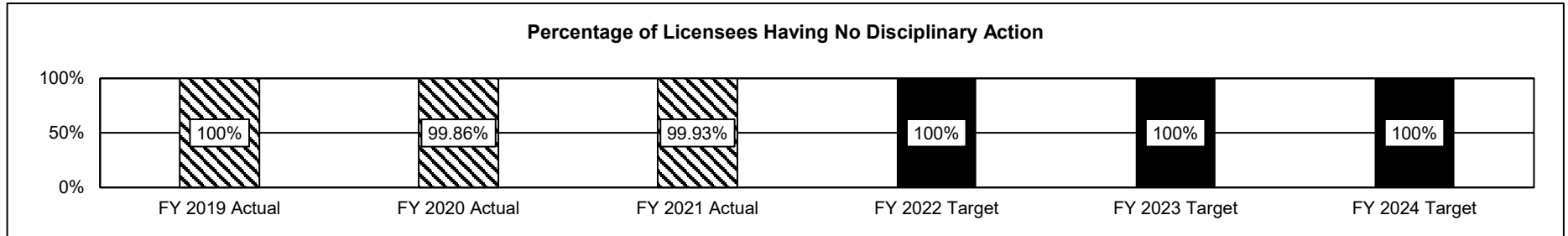
Department of Commerce and Insurance

HB Section(s): 7.450 / 7.495


State Board of Optometry

Program is found in the following core budget(s): Professional Registration Administration, State Board of Optometry

### 2c. Provide a measure(s) of the program's impact.




### 2d. Provide a measure(s) of the program's efficiency.



\*Biennial licenses only renewed in odd years.

### 3. Provide actual expenditures for the prior three fiscal years and planned expenditures for the current fiscal year. (Note: Amounts do not include fringe benefit costs.)



**PROGRAM DESCRIPTION**

**Department of Commerce and Insurance**

**HB Section(s): 7.450 / 7.495**

**State Board of Optometry**

**Program is found in the following core budget(s): Professional Registration Administration, State Board of Optometry**

**4. What are the sources of the "Other " funds?**

Optometry Fund (0636)

**5. What is the authorization for this program, i.e., federal or state statute, etc.? (Include the federal program number, if applicable.)**

State Statute: Sections 336.010-336.225, RSMo.

**6. Are there federal matching requirements? If yes, please explain.**

N/A

**7. Is this a federally mandated program? If yes, please explain.**

No

## CORE DECISION ITEM

Department of Commerce and Insurance					Budget Unit	42760C				
Professional Registration					HB Section	7.500				
Core - State Board of Pharmacy										
1. CORE FINANCIAL SUMMARY										
FY 2023 Budget Request					FY 2023 Governor's Recommendation					
	GR	Federal	Other	Total		GR	Federal	Other	Total	
PS	0	0	1,251,634	1,251,634	PS	0	0	0	0	
EE	0	0	654,530	654,530	EE	0	0	0	0	
PSD	0	0	770,000	770,000	PSD	0	0	0	0	
TRF	0	0	0	0	TRF	0	0	0	0	
Total	0	0	2,676,164	2,676,164	Total	0	0	0	0	
FTE	0.00	0.00	16.00	16.00	FTE	0.00	0.00	0.00	0.00	
Est. Fringe	0	0	656,300	656,300	Est. Fringe	0	0	0	0	
Note: Fringes budgeted in House Bill 5 except for certain fringes budgeted directly to MoDOT, Highway Patrol, and Conservation.					Note: Fringes budgeted in House Bill 5 except for certain fringes budgeted directly to MoDOT, Highway Patrol, and Conservation.					
Other Funds: Board of Pharmacy Fund (0637)					Other Funds:					
2. CORE DESCRIPTION										
<p>This core supports the Missouri State Board of Pharmacy. The Missouri State Board of Pharmacy was statutorily created in 1909 by House Bill 87 and has proudly served the citizens of Missouri for over 100 years. It is the mission of the board to serve and protect the public by providing an accessible, responsible and accountable regulatory system that protects the public safety, licenses only qualified professionals by examination and evaluation of minimum competency and enforces standards by implementing legislation and administrative rules.</p> <p>The board consists of seven members. Board members are appointed by the Governor and must be approved by the Missouri Senate. All members hold office for five years from the date of their appointment and until their successors have been appointed and qualified. The board currently meets in-person or via conference call approximately eleven times per year. Meeting dates and agenda information are available on the board's website. The board is principally governed by the Missouri Pharmacy Practice Act contained in Missouri law. The Board has superintending control over the practice of pharmacy in Missouri and its primary duties consist of:</p> <ul style="list-style-type: none"><li>• Examining and licensing pharmacist applicants;</li><li>• Ensuring compliance with Chapter 338, RSMo, and the rules of the Board;</li><li>• Investigating complaints involving unlicensed activity or against any licensee or registrant. Investigations may be based on public complaints, information from other state and/or federal agencies, or violations discovered by the Board;</li><li>• Inspection of pharmacies and drug distributors; and</li><li>• Licensing/registering pharmacists, pharmacy technicians, intern pharmacists, pharmacies, drug distributors, drug outsourcers, drug distributor registrants, and third-party logistics providers;</li><li>• Biennially renewing the licenses of qualified pharmacists, pharmacy technicians, intern pharmacists, pharmacies, drug distributors, drug outsourcers, drug distributor registrants, and third-party logistics providers;</li><li>• Disciplining licensees which may include, public censure, probation, suspension or revocation of a licensee/registrant;</li><li>• Maintaining the Technician Employment Disqualification List for pharmacy technicians found to be in violation of Chapter 338, RSMo;</li><li>• Approval of preceptors and intern training facilities;</li><li>• Operating the Rx Cares for Missouri program and the statewide medication destruction program.</li></ul>										

**CORE DECISION ITEM**

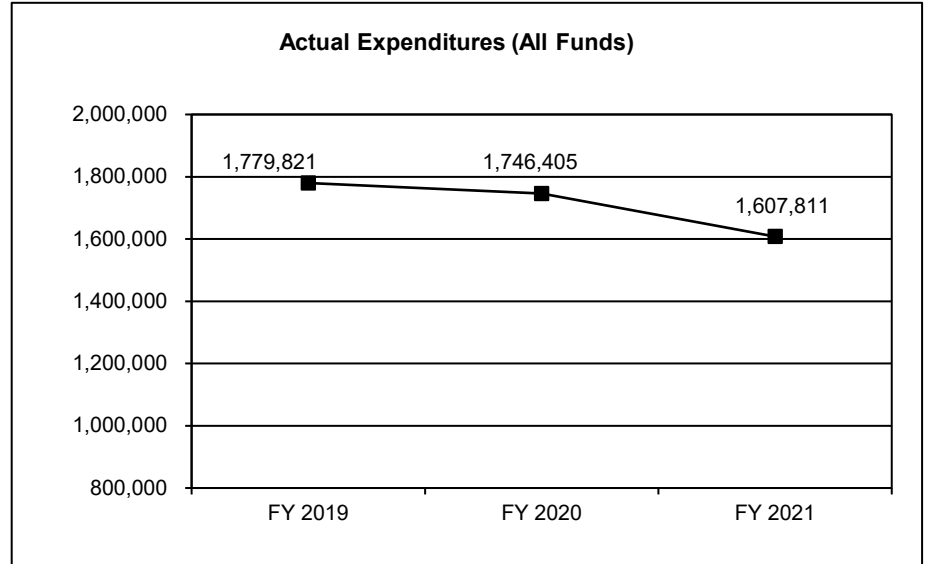
<b>Department of Commerce and Insurance</b>	<b>Budget Unit</b>	<b>42760C</b>
<b>Professional Registration</b>		
<b>Core - State Board of Pharmacy</b>	<b>HB Section</b>	<b>7.500</b>

**3. PROGRAM LISTING (list programs included in this core funding)**

Missouri Board of Pharmacy

**4. FINANCIAL HISTORY**

	<b>FY 2019 Actual</b>	<b>FY 2020 Actual</b>	<b>FY 2021 Actual</b>	<b>FY 2022 Current Yr.</b>
Appropriation (All Funds)	2,623,891	2,644,612	2,663,215	2,676,164
Less Reverted (All Funds)	0	0	0	0
Less Restricted (All Funds)	0	0	0	0
Budget Authority (All Funds)	2,623,891	2,644,612	2,663,215	2,676,164
Actual Expenditures (All Funds)	1,779,821	1,746,405	1,607,811	N/A
Unexpended (All Funds)	844,070	898,207	1,055,404	N/A
Unexpended, by Fund:				
General Revenue	0	0	0	N/A
Federal	0	0	0	N/A
Other	844,070	898,207	1,055,404	N/A
	(1)	(2)	(3)	



Reverted includes the statutory three percent reserve amount (when applicable).

Restricted includes any Governor's expenditure restrictions which remained at the end of the fiscal year (when applicable).

**NOTES:**

- (1) Unexpended amount is due to staff turnover and less than anticipated expenditures.
- (2) Unexpended amount is due to staff turnover, less than anticipated expenditures including the RX Cares for Missouri program (\$220,385 of \$750,000 expended).
- (3) Unexpended amount is due to staff turnover, less than anticipated expenditure including the RX Cares for Missouri program (\$126,990 of \$750,000 expended).



**CORE RECONCILIATION DETAIL**

**DEPT OF COMMERCE AND INSURANCE**  
**BOARD OF PHARMACY**

**5. CORE RECONCILIATION DETAIL**

	<b>Budget Class</b>	<b>FTE</b>	<b>GR</b>	<b>Federal</b>	<b>Other</b>	<b>Total</b>	<b>Explanation</b>
<b>TAFP AFTER VETOES</b>							
	PS	16.00	0	0	1,251,634	1,251,634	
	EE	0.00	0	0	654,530	654,530	
	PD	0.00	0	0	770,000	770,000	
	<b>Total</b>	<b>16.00</b>	<b>0</b>	<b>0</b>	<b>2,676,164</b>	<b>2,676,164</b>	
<b>DEPARTMENT CORE REQUEST</b>							
	PS	16.00	0	0	1,251,634	1,251,634	
	EE	0.00	0	0	654,530	654,530	
	PD	0.00	0	0	770,000	770,000	
	<b>Total</b>	<b>16.00</b>	<b>0</b>	<b>0</b>	<b>2,676,164</b>	<b>2,676,164</b>	
<b>GOVERNOR'S RECOMMENDED CORE</b>							
	PS	16.00	0	0	1,251,634	1,251,634	
	EE	0.00	0	0	654,530	654,530	
	PD	0.00	0	0	770,000	770,000	
	<b>Total</b>	<b>16.00</b>	<b>0</b>	<b>0</b>	<b>2,676,164</b>	<b>2,676,164</b>	

## DCI

## DECISION ITEM SUMMARY

Budget Unit								
Decision Item	FY 2021	FY 2021	FY 2022	FY 2022	FY 2023	FY 2023	*****	*****
Budget Object Summary	ACTUAL	ACTUAL	BUDGET	BUDGET	DEPT REQ	DEPT REQ	SECURED	SECURED
Fund	DOLLAR	FTE	DOLLAR	FTE	DOLLAR	FTE	COLUMN	COLUMN
<b>BOARD OF PHARMACY</b>								
<b>CORE</b>								
PERSONAL SERVICES								
BOARD OF PHARMACY	1,209,284	17.22	1,251,634	16.00	1,251,634	16.00	0	0.00
TOTAL - PS	1,209,284	17.22	1,251,634	16.00	1,251,634	16.00	0	0.00
EXPENSE & EQUIPMENT								
BOARD OF PHARMACY	397,809	0.00	654,530	0.00	654,530	0.00	0	0.00
TOTAL - EE	397,809	0.00	654,530	0.00	654,530	0.00	0	0.00
PROGRAM-SPECIFIC								
BOARD OF PHARMACY	718	0.00	770,000	0.00	770,000	0.00	0	0.00
TOTAL - PD	718	0.00	770,000	0.00	770,000	0.00	0	0.00
<b>TOTAL</b>	<b>1,607,811</b>	<b>17.22</b>	<b>2,676,164</b>	<b>16.00</b>	<b>2,676,164</b>	<b>16.00</b>	<b>0</b>	<b>0.00</b>
<b>Pay Plan FY22-Cost to Continue - 0000013</b>								
PERSONAL SERVICES								
BOARD OF PHARMACY	0	0.00	0	0.00	12,393	0.00	0	0.00
TOTAL - PS	0	0.00	0	0.00	12,393	0.00	0	0.00
<b>TOTAL</b>	<b>0</b>	<b>0.00</b>	<b>0</b>	<b>0.00</b>	<b>12,393</b>	<b>0.00</b>	<b>0</b>	<b>0.00</b>
<b>GRAND TOTAL</b>	<b>\$1,607,811</b>	<b>17.22</b>	<b>\$2,676,164</b>	<b>16.00</b>	<b>\$2,688,557</b>	<b>16.00</b>	<b>\$0</b>	<b>0.00</b>

9/24/21 9:22

im\_disummary

## DCI

## DECISION ITEM DETAIL

Budget Unit	FY 2021	FY 2021	FY 2022	FY 2022	FY 2023	FY 2023	*****	*****
Decision Item	ACTUAL	ACTUAL	BUDGET	BUDGET	DEPT REQ	DEPT REQ	SECURED	SECURED
Budget Object Class	DOLLAR	FTE	DOLLAR	FTE	DOLLAR	FTE	COLUMN	COLUMN
<b>BOARD OF PHARMACY</b>								
<b>CORE</b>								
PHARMACEUTICAL CNSLT	36,920	0.38	0	0.00	0	0.00	0	0.00
INVESTIGATOR I	1,094	0.03	0	0.00	0	0.00	0	0.00
PROF REG ADMSTV COOR	1,833	0.04	0	0.00	0	0.00	0	0.00
PROCESSING TECHNICIAN II	3,761	0.13	0	0.00	0	0.00	0	0.00
PROCESSING TECHNICIAN III	1,433	0.04	0	0.00	0	0.00	0	0.00
BOARD MEMBER	2,475	0.19	12,454	0.00	12,454	0.00	0	0.00
CLERK	44,019	1.53	30,089	0.00	30,089	0.00	0	0.00
PRINCIPAL ASST BOARD/COMMISSON	81,250	1.00	77,195	1.00	81,295	1.00	0	0.00
ADMIN SUPPORT PROFESSIONAL	42,149	0.96	45,513	1.00	45,513	1.00	0	0.00
CUSTOMER SERVICE REP	76,839	2.55	92,096	3.00	92,096	3.00	0	0.00
LEAD CUSTOMER SERVICE REP	32,957	0.96	36,090	1.00	36,090	1.00	0	0.00
PHARMACIST	750,971	7.67	813,408	8.00	809,308	8.00	0	0.00
CHIEF PHARMACIST	107,778	1.00	108,930	1.00	108,930	1.00	0	0.00
NON-COMMISSIONED INVESTIGATOR	25,805	0.74	35,859	1.00	35,859	1.00	0	0.00
<b>TOTAL - PS</b>	<b>1,209,284</b>	<b>17.22</b>	<b>1,251,634</b>	<b>16.00</b>	<b>1,251,634</b>	<b>16.00</b>	<b>0</b>	<b>0.00</b>
TRAVEL, IN-STATE	3,019	0.00	26,106	0.00	26,106	0.00	0	0.00
TRAVEL, OUT-OF-STATE	0	0.00	20,006	0.00	20,006	0.00	0	0.00
SUPPLIES	182,348	0.00	61,190	0.00	61,190	0.00	0	0.00
PROFESSIONAL DEVELOPMENT	9,539	0.00	27,000	0.00	27,000	0.00	0	0.00
COMMUNICATION SERV & SUPP	27,341	0.00	25,000	0.00	25,000	0.00	0	0.00
PROFESSIONAL SERVICES	147,535	0.00	428,380	0.00	428,380	0.00	0	0.00
M&R SERVICES	3,055	0.00	13,000	0.00	13,000	0.00	0	0.00
COMPUTER EQUIPMENT	187	0.00	0	0.00	0	0.00	0	0.00
MOTORIZED EQUIPMENT	20,691	0.00	32,000	0.00	32,000	0.00	0	0.00
OFFICE EQUIPMENT	575	0.00	3,000	0.00	3,000	0.00	0	0.00
PROPERTY & IMPROVEMENTS	0	0.00	5,000	0.00	5,000	0.00	0	0.00
BUILDING LEASE PAYMENTS	565	0.00	3,000	0.00	3,000	0.00	0	0.00
EQUIPMENT RENTALS & LEASES	0	0.00	500	0.00	500	0.00	0	0.00
MISCELLANEOUS EXPENSES	2,954	0.00	10,348	0.00	10,348	0.00	0	0.00
<b>TOTAL - EE</b>	<b>397,809</b>	<b>0.00</b>	<b>654,530</b>	<b>0.00</b>	<b>654,530</b>	<b>0.00</b>	<b>0</b>	<b>0.00</b>

# DCI

# DECISION ITEM DETAIL

Budget Unit	FY 2021	FY 2021	FY 2022	FY 2022	FY 2023	FY 2023	*****	*****
Decision Item	ACTUAL	ACTUAL	BUDGET	BUDGET	DEPT REQ	DEPT REQ	SECURED	SECURED
Budget Object Class	DOLLAR	FTE	DOLLAR	FTE	DOLLAR	FTE	COLUMN	COLUMN
<b>BOARD OF PHARMACY</b>								
<b>CORE</b>								
PROGRAM DISTRIBUTIONS	718	0.00	770,000	0.00	770,000	0.00	0	0.00
TOTAL - PD	718	0.00	770,000	0.00	770,000	0.00	0	0.00
<b>GRAND TOTAL</b>	<b>\$1,607,811</b>	<b>17.22</b>	<b>\$2,676,164</b>	<b>16.00</b>	<b>\$2,676,164</b>	<b>16.00</b>	<b>\$0</b>	<b>0.00</b>
GENERAL REVENUE	\$0	0.00	\$0	0.00	\$0	0.00		0.00
FEDERAL FUNDS	\$0	0.00	\$0	0.00	\$0	0.00		0.00
OTHER FUNDS	\$1,607,811	17.22	\$2,676,164	16.00	\$2,676,164	16.00		0.00

## PROGRAM DESCRIPTION

Department of Commerce and Insurance

HB Section(s): 7.500

Missouri Board of Pharmacy

Program is found in the following core budget(s): Missouri Board of Pharmacy

### 1a. What strategic priority does this program address?

- Strengthen our regulatory relationships while ensuring a level playing field to protect and advocate for the general public
- Develop our team, reward great performance, and retain top talent
- Innovate to make it easier to connect and work with us

### 1b. What does this program do?

The Board has superintending control over the practice of pharmacy in Missouri and its primary duties consist of:

- Examining and licensing pharmacist applicants.
- Ensuring compliance with Chapter 338, RSMo, and the rules of the board.
- Investigating complaints involving unlicensed activity or against any licensee or registrant. Investigations may be based on public complaints, information from other state and/or federal agencies, or violations discovered by the board.
- Inspection of pharmacies and drug distributors.
- Licensing/registering pharmacy technicians, intern pharmacists, pharmacies and drug distributors.
- Biennially renewing the licenses of qualified pharmacists, pharmacy interns, pharmacies, third-party logistics providers, drug outsourcers and drug distributors.
- Disciplining licensees which may include, public censure, probation, suspension or revocation of a licensee/registrant.
- Maintaining the Technician Employment Disqualification List for pharmacy technicians found to be in violation of Chapter 338, RSMo.
- Approval of preceptors and intern training facilities.
- Overseeing the Rx Cares statewide medication destruction program.

### 2a. Provide an activity measure(s) for the program.

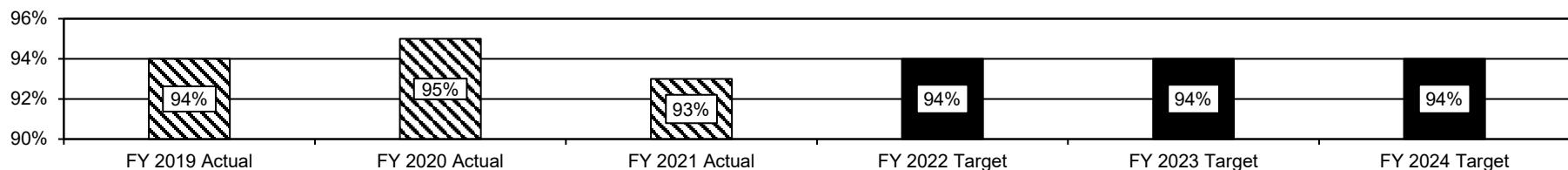
	FY 2019 Actual	FY 2020 Actual	FY 2021 Actual	FY 2022 Target	FY 2023 Target	FY 2024 Target
Licensed Professionals	37,274	42,086	37,443	38,934	38,934	38,934
Outreach Events*	36	54	28**	30**	30**	30**

\*Outreach Events include board meetings, public meetings, education and trainings conducted by the board.

\*\* Effective 8/29/20, Missouri law has been amended to prohibit the Board from using funds to sponsor educational programs that the Board sponsored in prior fiscal years.

### 2b. Provide a measure(s) of the program's quality.

**Overall Satisfaction With the Inspection Process**



Licensee survey relating to the inspection process and how the board collaborates and shares knowledge with licensees.

## PROGRAM DESCRIPTION

Department of Commerce and Insurance

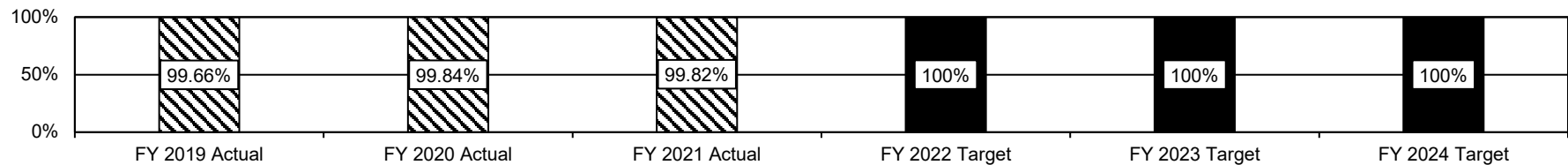
HB Section(s): 7.500

Missouri Board of Pharmacy

Program is found in the following core budget(s): Missouri Board of Pharmacy

2c. Provide a measure(s) of the program's impact.

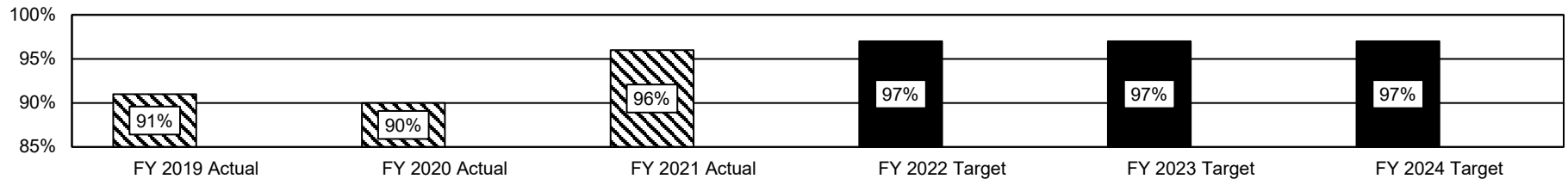
**Percentage of Licensees Having No Disciplinary Action**



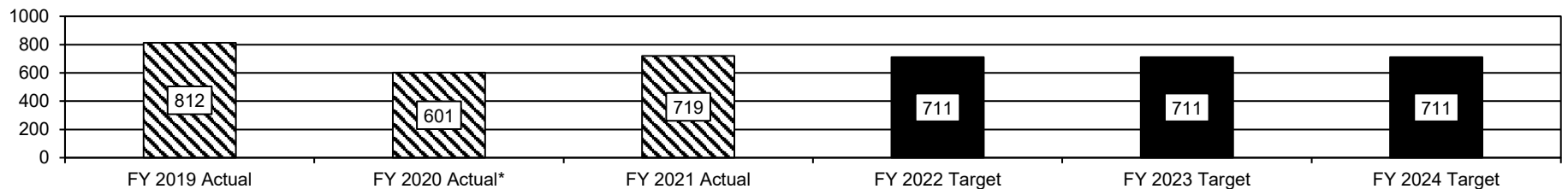
The Board is working towards decreasing non-compliant findings during pharmacy inspections by increasing Board outreach events, such as public meetings, education and trainings to help ensure the safety of Missouri's drug supply.

2d. Provide a measure(s) of the program's efficiency.

**Percentage of License Renewals Processed Online**



**Non-Compliant Findings During Pharmacy Inspections**



\*Decrease was due to COVID-19 Pandemic.

## PROGRAM DESCRIPTION

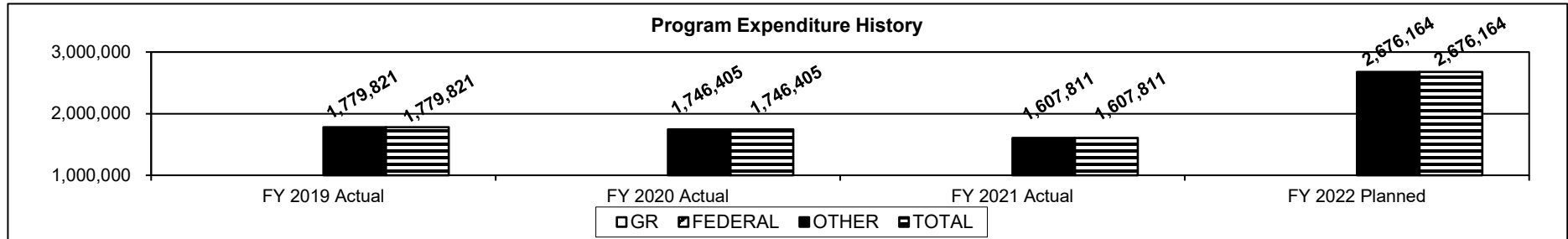
Department of Commerce and Insurance

HB Section(s): 7.500

Missouri Board of Pharmacy

Program is found in the following core budget(s): Missouri Board of Pharmacy

**3. Provide actual expenditures for the prior three fiscal years and planned expenditures for the current fiscal year. (Note: Amounts do not include fringe benefit costs.)**



**4. What are the sources of the "Other " funds?**

Board of Pharmacy Fund (0637)

**5. What is the authorization for this program, i.e., federal or state statute, etc.? (Include the federal program number, if applicable.)**

State Statute: Sections 338.010-338.710 RSMo.

**6. Are there federal matching requirements? If yes, please explain.**

N/A

**7. Is this a federally mandated program? If yes, please explain.**

No

## CORE DECISION ITEM

Department of Commerce and Insurance	Budget Unit	42770C
Professional Registration		
Core - State Board of Podiatric Medicine	HB Section	7.505

### 1. CORE FINANCIAL SUMMARY

FY 2023 Budget Request					FY 2023 Governor's Recommendation				
	GR	Federal	Other	Total		GR	Federal	Other	Total
PS	0	0	0	0	PS	0	0	0	0
EE	0	0	13,760	13,760	EE	0	0	0	0
PSD	0	0	0	0	PSD	0	0	0	0
TRF	0	0	0	0	TRF	0	0	0	0
<b>Total</b>	<b>0</b>	<b>0</b>	<b>13,760</b>	<b>13,760</b>	<b>Total</b>	<b>0</b>	<b>0</b>	<b>0</b>	<b>0</b>
<b>FTE</b>	<b>0.00</b>	<b>0.00</b>	<b>0.00</b>	<b>0.00</b>	<b>FTE</b>	<b>0.00</b>	<b>0.00</b>	<b>0.00</b>	<b>0.00</b>
<i>Est. Fringe</i>	<i>0</i>	<i>0</i>	<i>0</i>	<i>0</i>	<i>Est. Fringe</i>	<i>0</i>	<i>0</i>	<i>0</i>	<i>0</i>
<i>Note: Fringes budgeted in House Bill 5 except for certain fringes budgeted directly to MoDOT, Highway Patrol, and Conservation.</i>					<i>Note: Fringes budgeted in House Bill 5 except for certain fringes budgeted directly to MoDOT, Highway Patrol, and Conservation.</i>				

Other Funds: State Board of Podiatric Medicine Fund (0629)

Other Funds:

### 2. CORE DESCRIPTION

This cores supports the Missouri State Board of Podiatric Medicine. The board was established in 1945 by an act of the General Assembly. The board's rules and regulations require licensure (podiatrist, ankle certified podiatrist, temporary podiatrist) for individuals engaged in the practice of podiatric medicine to ensure the health, safety and welfare of the public. The board is composed of five members. Board members are appointed by the Governor with the advice and consent of the Senate.

### 3. PROGRAM LISTING (list programs included in this core funding)

State Board of Podiatric Medicine

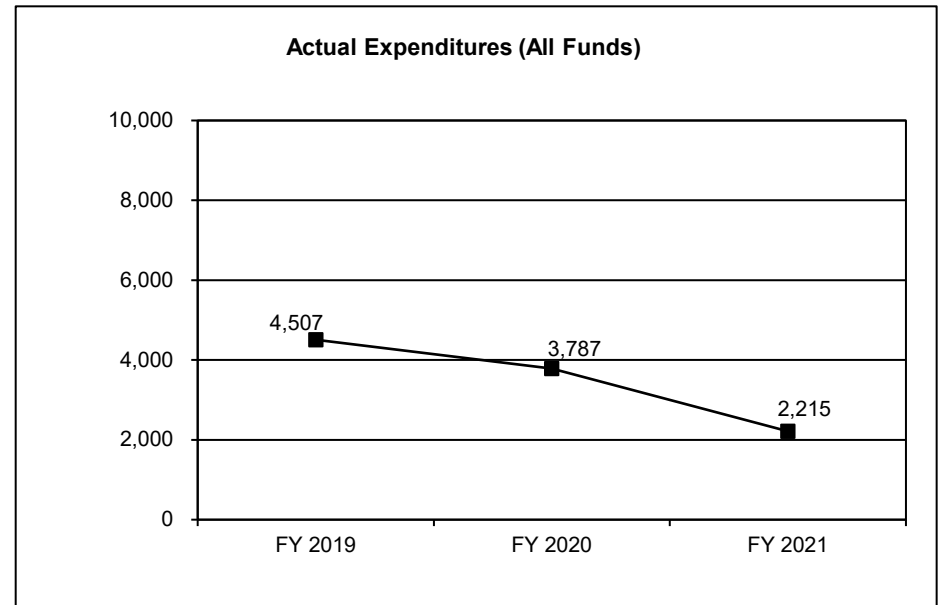


### CORE DECISION ITEM

<b>Department of Commerce and Insurance</b>	<b>Budget Unit</b>	<b>42770C</b>
<b>Professional Registration</b>		
<b>Core - State Board of Podiatric Medicine</b>	<b>HB Section</b>	<b>7.505</b>

#### 4. FINANCIAL HISTORY

	<b>FY 2019 Actual</b>	<b>FY 2020 Actual</b>	<b>FY 2021 Actual</b>	<b>FY 2022 Current Yr.</b>
Appropriation (All Funds)	13,734	13,734	13,747	13,760
Less Reverted (All Funds)	0	0	0	0
Less Restricted (All Funds)	0	0	0	0
Budget Authority (All Funds)	13,734	13,734	13,747	13,760
Actual Expenditures (All Funds)	4,507	3,787	2,215	N/A
Unexpended (All Funds)	9,227	9,947	11,532	N/A
Unexpended, by Fund:				
General Revenue	0	0	0	N/A
Federal	0	0	0	N/A
Other	9,227	9,947	11,532	N/A
	(1)	(2)	(3)	



Reverted includes the statutory three percent reserve amount (when applicable).

Restricted includes any Governor's expenditure restrictions which remained at the end of the fiscal year (when applicable).

#### NOTES:

- (1) Unexpended amount due to less than anticipated expenditures.
- (2) Unexpended amount due to less than anticipated expenditures.
- (3) Unexpended amount due to less than anticipated expenditures.

---

**CORE RECONCILIATION DETAIL**

---

**DEPT OF COMMERCE AND INSURANCE**

---

**BOARD OF PODIATRIC MEDICINE**

---

---

**5. CORE RECONCILIATION DETAIL**

---

	Budget Class	FTE	GR	Federal	Other	Total	Explanation
<hr/>							
TAFP AFTER VETOES	EE	0.00	0	0	13,760	13,760	
	<b>Total</b>	<b>0.00</b>	<b>0</b>	<b>0</b>	<b>13,760</b>	<b>13,760</b>	
<hr/>							
DEPARTMENT CORE REQUEST	EE	0.00	0	0	13,760	13,760	
	<b>Total</b>	<b>0.00</b>	<b>0</b>	<b>0</b>	<b>13,760</b>	<b>13,760</b>	
<hr/>							
GOVERNOR'S RECOMMENDED CORE	EE	0.00	0	0	13,760	13,760	
	<b>Total</b>	<b>0.00</b>	<b>0</b>	<b>0</b>	<b>13,760</b>	<b>13,760</b>	
<hr/>							

# DCI

# DECISION ITEM SUMMARY

Budget Unit									
Decision Item	FY 2021	FY 2021	FY 2022	FY 2022	FY 2023	FY 2023	*****	*****	
Budget Object Summary	ACTUAL	ACTUAL	BUDGET	BUDGET	DEPT REQ	DEPT REQ	SECURED	SECURED	
Fund	DOLLAR	FTE	DOLLAR	FTE	DOLLAR	FTE	COLUMN	COLUMN	
<b>BOARD OF PODIATRIC MEDICINE</b>									
<b>CORE</b>									
EXPENSE & EQUIPMENT									
BOARD OF PODIATRIC MEDICINE	2,215	0.00	13,760	0.00	13,760	0.00	0	0.00	
TOTAL - EE	2,215	0.00	13,760	0.00	13,760	0.00	0	0.00	
<b>TOTAL</b>	<b>2,215</b>	<b>0.00</b>	<b>13,760</b>	<b>0.00</b>	<b>13,760</b>	<b>0.00</b>	<b>0</b>	<b>0.00</b>	
<b>GRAND TOTAL</b>	<b>\$2,215</b>	<b>0.00</b>	<b>\$13,760</b>	<b>0.00</b>	<b>\$13,760</b>	<b>0.00</b>	<b>\$0</b>	<b>0.00</b>	

9/24/21 9:22

im\_disummary

## DCI

## DECISION ITEM DETAIL

Budget Unit	FY 2021	FY 2021	FY 2022	FY 2022	FY 2023	FY 2023	*****	*****
Decision Item	ACTUAL	ACTUAL	BUDGET	BUDGET	DEPT REQ	DEPT REQ	SECURED	SECURED
Budget Object Class	DOLLAR	FTE	DOLLAR	FTE	DOLLAR	FTE	COLUMN	COLUMN
<b>BOARD OF PODIATRIC MEDICINE</b>								
<b>CORE</b>								
TRAVEL, IN-STATE	0	0.00	341	0.00	341	0.00	0	0.00
SUPPLIES	460	0.00	1,900	0.00	1,900	0.00	0	0.00
PROFESSIONAL DEVELOPMENT	1,680	0.00	2,850	0.00	2,850	0.00	0	0.00
COMMUNICATION SERV & SUPP	6	0.00	720	0.00	720	0.00	0	0.00
PROFESSIONAL SERVICES	4	0.00	5,499	0.00	5,499	0.00	0	0.00
M&R SERVICES	65	0.00	300	0.00	300	0.00	0	0.00
OFFICE EQUIPMENT	0	0.00	1,000	0.00	1,000	0.00	0	0.00
PROPERTY & IMPROVEMENTS	0	0.00	1,000	0.00	1,000	0.00	0	0.00
MISCELLANEOUS EXPENSES	0	0.00	150	0.00	150	0.00	0	0.00
<b>TOTAL - EE</b>	<b>2,215</b>	<b>0.00</b>	<b>13,760</b>	<b>0.00</b>	<b>13,760</b>	<b>0.00</b>	<b>0</b>	<b>0.00</b>
<b>GRAND TOTAL</b>	<b>\$2,215</b>	<b>0.00</b>	<b>\$13,760</b>	<b>0.00</b>	<b>\$13,760</b>	<b>0.00</b>	<b>\$0</b>	<b>0.00</b>
<b>GENERAL REVENUE</b>	<b>\$0</b>	<b>0.00</b>	<b>\$0</b>	<b>0.00</b>	<b>\$0</b>	<b>0.00</b>		<b>0.00</b>
<b>FEDERAL FUNDS</b>	<b>\$0</b>	<b>0.00</b>	<b>\$0</b>	<b>0.00</b>	<b>\$0</b>	<b>0.00</b>		<b>0.00</b>
<b>OTHER FUNDS</b>	<b>\$2,215</b>	<b>0.00</b>	<b>\$13,760</b>	<b>0.00</b>	<b>\$13,760</b>	<b>0.00</b>		<b>0.00</b>

## PROGRAM DESCRIPTION

Department of Commerce and Insurance

HB Section(s): 7.450 / 7.505

State Board of Podiatric Medicine

Program is found in the following core budget(s): Professional Registration Administration, State Board of Podiatric Medicine

FY 2022 PLANNED			
	Podiatry	PR Admin	TOTAL
OTHER	13,760	5,848	19,608

### 1a. What strategic priority does this program address?

- Strengthen our regulatory relationships while ensuring a level playing field to protect and advocate for the general public
- Develop our team, reward great performance, and retain top talent
- Innovate to make it easier to connect and work with us

### 1b. What does this program do?

- The board's rules and regulations require licensure (podiatrist, ankle certified podiatrist, temporary podiatrist) for individuals engaged in the practice of podiatric medicine to ensure the health, safety and welfare of the public.

### 2a. Provide an activity measure(s) for the program.

	FY 2019 Actual	FY 2020 Actual	FY 2021 Actual	FY 2022 Target	FY 2023 Target	FY 2024 Target
Applications Received	25	46	18	30	30	30
Licensed Professionals	372	362	383	372	372	372
Outreach Events	5	3	4	5	5	5

### 2b. Provide a measure(s) of the program's quality.



\*Biennial licenses renewed in even years.

Licensees were surveyed about their experience with the board's licensure procedures, customer service, website and communications.

## PROGRAM DESCRIPTION

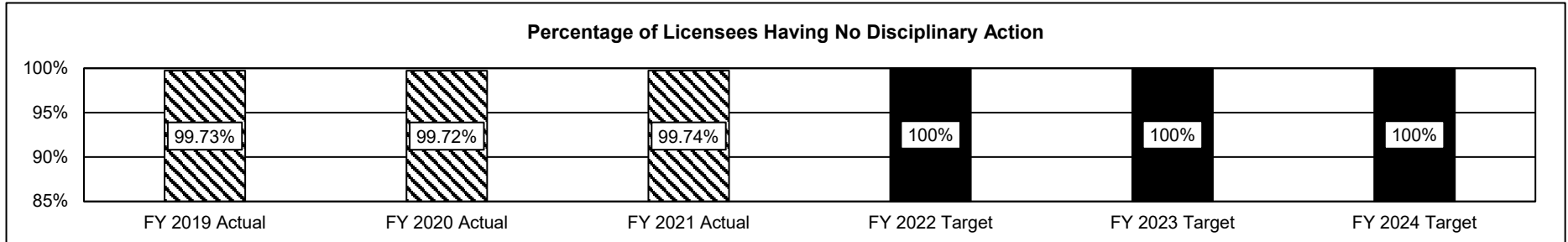
Department of Commerce and Insurance

HB Section(s): 7.450 / 7.505

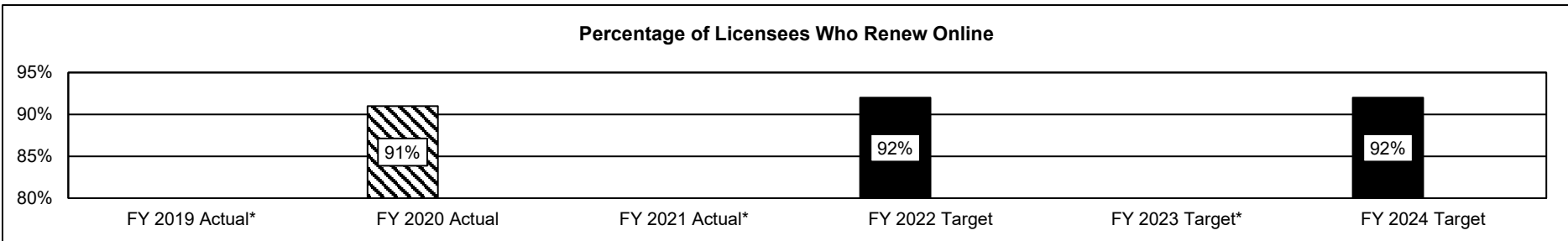
State Board of Podiatric Medicine

Program is found in the following core budget(s): Professional Registration Administration, State Board of Podiatric Medicine

### 2c. Provide a measure(s) of the program's impact.

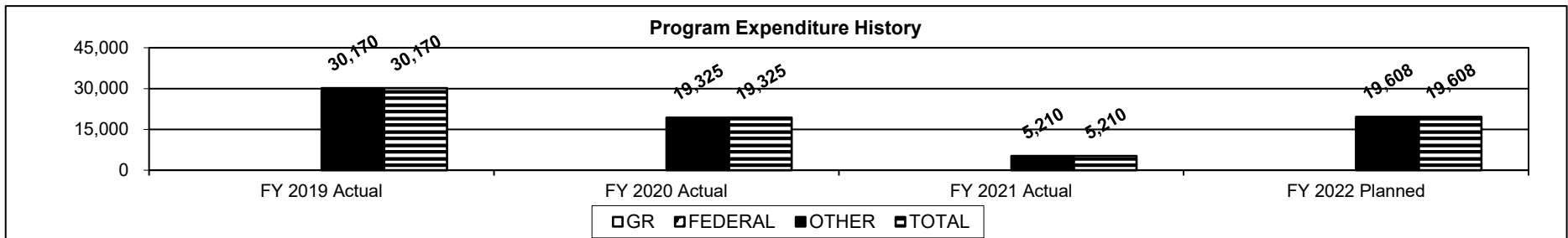


### 2d. Provide a measure(s) of the program's efficiency.



\*Biennial licenses renewed in even years.

### 3. Provide actual expenditures for the prior three fiscal years and planned expenditures for the current fiscal year. (Note: Amounts do not include fringe benefit costs.)



Note: In FY 2021, shared team members with other boards.

PROGRAM DESCRIPTION	
Department of Commerce and Insurance	HB Section(s): 7.450 / 7.505
State Board of Podiatric Medicine	
Program is found in the following core budget(s): Professional Registration Administration, State Board of Podiatric Medicine	
<p>4. What are the sources of the "Other " funds? State Board of Podiatric Medicine Fund (0629)</p> <p>5. What is the authorization for this program, i.e., federal or state statute, etc.? (Include the federal program number, if applicable.) State Statute: Sections 330.010-330.210, RSMo.</p> <p>6. Are there federal matching requirements? If yes, please explain. N/A</p> <p>7. Is this a federally mandated program? If yes, please explain. No</p>	

## CORE DECISION ITEM

<b>Department of Commerce and Insurance</b>	<b>Budget Unit</b>	<b>42780C</b>
<b>Professional Registration</b>		
<b>Core - Missouri Real Estate Commission</b>	<b>HB Section</b>	<b>7.510</b>

### 1. CORE FINANCIAL SUMMARY

FY 2023 Budget Request					FY 2023 Governor's Recommendation				
	GR	Federal	Other	Total		GR	Federal	Other	Total
PS	0	0	1,011,505	1,011,505	PS	0	0	0	0
EE	0	0	277,651	277,651	EE	0	0	0	0
PSD	0	0	0	0	PSD	0	0	0	0
TRF	0	0	0	0	TRF	0	0	0	0
<b>Total</b>	<b>0</b>	<b>0</b>	<b>1,289,156</b>	<b>1,289,156</b>	<b>Total</b>	<b>0</b>	<b>0</b>	<b>0</b>	<b>0</b>
<b>FTE</b>	<b>0.00</b>	<b>0.00</b>	<b>25.00</b>	<b>25.00</b>	<b>FTE</b>	<b>0.00</b>	<b>0.00</b>	<b>0.00</b>	<b>0.00</b>
<b>Est. Fringe</b>	<b>0</b>	<b>0</b>	<b>708,981</b>	<b>708,981</b>	<b>Est. Fringe</b>	<b>0</b>	<b>0</b>	<b>0</b>	<b>0</b>
<i>Note: Fringes budgeted in House Bill 5 except for certain fringes budgeted directly to MoDOT, Highway Patrol, and Conservation.</i>					<i>Note: Fringes budgeted in House Bill 5 except for certain fringes budgeted directly to MoDOT, Highway Patrol, and Conservation.</i>				

Other Funds: Real Estate Commission Fund (0638)

Other Funds:

### 2. CORE DESCRIPTION

This core supports the Missouri Real Estate Commission as it performs the duties necessary to carry out the provisions of Missouri's real estate license law. The Missouri Real Estate Commission was created by an act of the 61st General Assembly and approved by the governor on July 31, 1941. The Commission consists of seven voting members. Each commissioner is appointed for a five-year term.

The commission is responsible for the examination, licensing, and regulation of persons and firms engaged in the real estate business in Missouri. In addition to issuing temporary work permits, the commission issues thirteen types of real estate licenses (salesperson, broker, inactive salesperson, inactive broker, corporation, association, partnership, broker-salesperson, broker-officer, broker-associate, broker-partner, professional corporation-salesperson, and professional corporation-broker-salesperson).

Other responsibilities include investigating complaints generated by consumers against the acts of a real estate licensee and auditing real estate escrow accounts to verify proper handling of buyers' earnest money and renters' deposit money. The commission also approves all real estate prelicensing and continuing education courses, and accredits real estate schools approved to instruct courses.

The commission meets regularly to review complaints, investigations and audits and to take up other matters.



### CORE DECISION ITEM

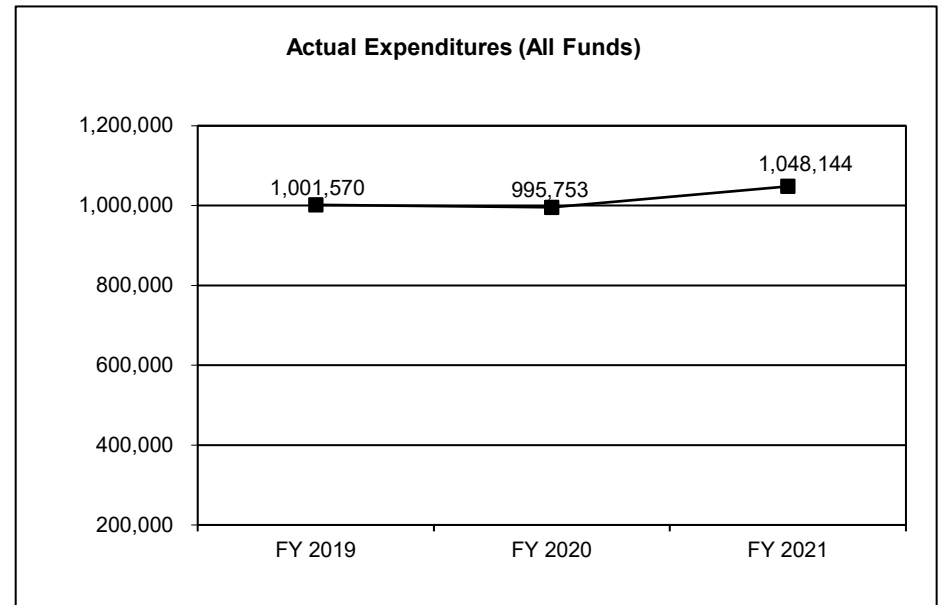
<b>Department of Commerce and Insurance</b>	<b>Budget Unit</b>	<b>42780C</b>
<b>Professional Registration</b>		
<b>Core - Missouri Real Estate Commission</b>	<b>HB Section</b>	<b>7.510</b>

#### 3. PROGRAM LISTING (list programs included in this core funding)

Missouri Real Estate Commission

#### 4. FINANCIAL HISTORY

	<b>FY 2019 Actual</b>	<b>FY 2020 Actual</b>	<b>FY 2021 Actual</b>	<b>FY 2022 Current Yr.</b>
Appropriation (All Funds)	1,240,071	1,263,574	1,278,651	1,289,156
Less Reverted (All Funds)	0	0	0	0
Less Restricted (All Funds)	0	0	0	0
Budget Authority (All Funds)	1,240,071	1,263,574	1,278,651	1,289,156
Actual Expenditures (All Funds)	1,001,570	995,753	1,048,144	N/A
Unexpended (All Funds)	238,501	267,821	230,507	N/A
Unexpended, by Fund:				
General Revenue	0	0	0	N/A
Federal	0	0	0	N/A
Other	238,501	267,821	230,507	N/A
	(1)	(2)	(3)	



Reverted includes the statutory three percent reserve amount (when applicable).

Restricted includes any Governor's expenditure restrictions which remained at the end of the fiscal year (when applicable).

#### NOTES:

- (1) Unexpended amount is due to staff turnover and less than anticipated expenditures.
- (2) Unexpended amount is due to staff turnover and less than anticipated expenditures.
- (3) Unexpended amount is due to staff turnover and less than anticipated expenditures.

**CORE RECONCILIATION DETAIL**

**DEPT OF COMMERCE AND INSURANCE**  
**MO REAL ESTATE COMMISSION**

**5. CORE RECONCILIATION DETAIL**

	<b>Budget Class</b>	<b>FTE</b>	<b>GR</b>	<b>Federal</b>	<b>Other</b>	<b>Total</b>	<b>Explanation</b>
<b>TAFP AFTER VETOES</b>							
	PS	25.00	0	0	1,011,505	1,011,505	
	EE	0.00	0	0	277,651	277,651	
	<b>Total</b>	<b>25.00</b>	<b>0</b>	<b>0</b>	<b>1,289,156</b>	<b>1,289,156</b>	
<b>DEPARTMENT CORE REQUEST</b>							
	PS	25.00	0	0	1,011,505	1,011,505	
	EE	0.00	0	0	277,651	277,651	
	<b>Total</b>	<b>25.00</b>	<b>0</b>	<b>0</b>	<b>1,289,156</b>	<b>1,289,156</b>	
<b>GOVERNOR'S RECOMMENDED CORE</b>							
	PS	25.00	0	0	1,011,505	1,011,505	
	EE	0.00	0	0	277,651	277,651	
	<b>Total</b>	<b>25.00</b>	<b>0</b>	<b>0</b>	<b>1,289,156</b>	<b>1,289,156</b>	

## DCI

## DECISION ITEM SUMMARY

Budget Unit								
Decision Item	FY 2021	FY 2021	FY 2022	FY 2022	FY 2023	FY 2023	*****	*****
Budget Object Summary	ACTUAL	ACTUAL	BUDGET	BUDGET	DEPT REQ	DEPT REQ	SECURED	SECURED
Fund	DOLLAR	FTE	DOLLAR	FTE	DOLLAR	FTE	COLUMN	COLUMN
<b>MO REAL ESTATE COMMISSION</b>								
<b>CORE</b>								
PERSONAL SERVICES								
MO REAL ESTATE COMMISSION	921,906	22.09	1,011,505	25.00	1,011,505	25.00	0	0.00
TOTAL - PS	921,906	22.09	1,011,505	25.00	1,011,505	25.00	0	0.00
EXPENSE & EQUIPMENT								
MO REAL ESTATE COMMISSION	126,238	0.00	277,651	0.00	277,651	0.00	0	0.00
TOTAL - EE	126,238	0.00	277,651	0.00	277,651	0.00	0	0.00
<b>TOTAL</b>	<b>1,048,144</b>	<b>22.09</b>	<b>1,289,156</b>	<b>25.00</b>	<b>1,289,156</b>	<b>25.00</b>	<b>0</b>	<b>0.00</b>
<b>Pay Plan FY22-Cost to Continue - 0000013</b>								
PERSONAL SERVICES								
MO REAL ESTATE COMMISSION	0	0.00	0	0.00	10,014	0.00	0	0.00
TOTAL - PS	0	0.00	0	0.00	10,014	0.00	0	0.00
<b>TOTAL</b>	<b>0</b>	<b>0.00</b>	<b>0</b>	<b>0.00</b>	<b>10,014</b>	<b>0.00</b>	<b>0</b>	<b>0.00</b>
<b>GRAND TOTAL</b>	<b>\$1,048,144</b>	<b>22.09</b>	<b>\$1,289,156</b>	<b>25.00</b>	<b>\$1,299,170</b>	<b>25.00</b>	<b>\$0</b>	<b>0.00</b>

9/24/21 9:22

im\_disummary

## DCI

## DECISION ITEM DETAIL

Budget Unit	FY 2021	FY 2021	FY 2022	FY 2022	FY 2023	FY 2023	*****	*****
Decision Item	ACTUAL	ACTUAL	BUDGET	BUDGET	DEPT REQ	DEPT REQ	SECURED	SECURED
Budget Object Class	DOLLAR	FTE	DOLLAR	FTE	DOLLAR	FTE	COLUMN	COLUMN
<b>MO REAL ESTATE COMMISSION</b>								
<b>CORE</b>								
INVESTIGATOR II	5,430	0.13	0	0.00	0	0.00	0	0.00
PROF REG ADMSTV COOR	1,866	0.04	0	0.00	0	0.00	0	0.00
REAL ESTATE EXAMINER I	1,527	0.04	0	0.00	0	0.00	0	0.00
REAL ESTATE EXAMINER II	8,988	0.21	0	0.00	0	0.00	0	0.00
REAL ESTATE EXAMINER FIELD SPV	4,013	0.08	0	0.00	0	0.00	0	0.00
REAL ESTATE EDUCATION SPEC	1,560	0.04	0	0.00	0	0.00	0	0.00
INVESTIGATION MGR B1	2,400	0.04	0	0.00	0	0.00	0	0.00
PROCESSING TECHNICIAN II	5,015	0.17	0	0.00	0	0.00	0	0.00
PROCESSING TECHNICIAN III	2,795	0.08	0	0.00	0	0.00	0	0.00
LEGAL COUNSEL	0	0.00	57,570	1.00	57,570	1.00	0	0.00
BOARD MEMBER	3,440	0.18	5,122	0.00	5,122	0.00	0	0.00
CLERK	18,038	0.66	6,845	0.00	6,845	0.00	0	0.00
PRINCIPAL ASST BOARD/COMMISSON	80,644	1.00	82,839	1.00	82,839	1.00	0	0.00
ADMIN SUPPORT PROFESSIONAL	84,442	1.96	84,582	2.00	88,782	2.00	0	0.00
CUSTOMER SERVICE REP	116,642	3.88	153,837	5.00	153,837	5.00	0	0.00
LEAD CUSTOMER SERVICE REP	65,558	1.95	68,786	2.00	68,786	2.00	0	0.00
NON-COMMISSIONED INVESTIGATOR	0	0.00	1,541	1.00	1,541	1.00	0	0.00
SR NON-COMMISSION INVESTIGATOR	125,052	2.88	134,570	4.00	134,570	4.00	0	0.00
INVESTIGATIONS MANAGER	55,190	0.96	59,138	1.00	59,138	1.00	0	0.00
REGULATORY AUDITOR	246,978	5.87	257,991	6.00	253,791	6.00	0	0.00
REGULATORY AUDITOR SUPERVISOR	92,328	1.92	98,684	2.00	98,684	2.00	0	0.00
<b>TOTAL - PS</b>	<b>921,906</b>	<b>22.09</b>	<b>1,011,505</b>	<b>25.00</b>	<b>1,011,505</b>	<b>25.00</b>	<b>0</b>	<b>0.00</b>
TRAVEL, IN-STATE	6,724	0.00	23,768	0.00	23,768	0.00	0	0.00
TRAVEL, OUT-OF-STATE	0	0.00	6,089	0.00	6,089	0.00	0	0.00
SUPPLIES	75,555	0.00	84,000	0.00	84,000	0.00	0	0.00
PROFESSIONAL DEVELOPMENT	1,446	0.00	8,750	0.00	8,750	0.00	0	0.00
COMMUNICATION SERV & SUPP	16,149	0.00	27,044	0.00	27,044	0.00	0	0.00
PROFESSIONAL SERVICES	9,888	0.00	58,500	0.00	58,500	0.00	0	0.00
M&R SERVICES	8,617	0.00	15,500	0.00	15,500	0.00	0	0.00
COMPUTER EQUIPMENT	117	0.00	0	0.00	0	0.00	0	0.00
MOTORIZED EQUIPMENT	0	0.00	31,000	0.00	31,000	0.00	0	0.00
OFFICE EQUIPMENT	0	0.00	7,500	0.00	7,500	0.00	0	0.00

## DCI

## DECISION ITEM DETAIL

Budget Unit	FY 2021	FY 2021	FY 2022	FY 2022	FY 2023	FY 2023	*****	*****
Decision Item	ACTUAL	ACTUAL	BUDGET	BUDGET	DEPT REQ	DEPT REQ	SECURED	SECURED
Budget Object Class	DOLLAR	FTE	DOLLAR	FTE	DOLLAR	FTE	COLUMN	COLUMN
<b>MO REAL ESTATE COMMISSION</b>								
<b>CORE</b>								
OTHER EQUIPMENT	0	0.00	1,000	0.00	1,000	0.00	0	0.00
PROPERTY & IMPROVEMENTS	0	0.00	1,000	0.00	1,000	0.00	0	0.00
BUILDING LEASE PAYMENTS	2,000	0.00	2,500	0.00	2,500	0.00	0	0.00
EQUIPMENT RENTALS & LEASES	1,380	0.00	1,000	0.00	1,000	0.00	0	0.00
MISCELLANEOUS EXPENSES	4,362	0.00	10,000	0.00	10,000	0.00	0	0.00
<b>TOTAL - EE</b>	<b>126,238</b>	<b>0.00</b>	<b>277,651</b>	<b>0.00</b>	<b>277,651</b>	<b>0.00</b>	<b>0</b>	<b>0.00</b>
<b>GRAND TOTAL</b>	<b>\$1,048,144</b>	<b>22.09</b>	<b>\$1,289,156</b>	<b>25.00</b>	<b>\$1,289,156</b>	<b>25.00</b>	<b>\$0</b>	<b>0.00</b>
<b>GENERAL REVENUE</b>	<b>\$0</b>	<b>0.00</b>	<b>\$0</b>	<b>0.00</b>	<b>\$0</b>	<b>0.00</b>		<b>0.00</b>
<b>FEDERAL FUNDS</b>	<b>\$0</b>	<b>0.00</b>	<b>\$0</b>	<b>0.00</b>	<b>\$0</b>	<b>0.00</b>		<b>0.00</b>
<b>OTHER FUNDS</b>	<b>\$1,048,144</b>	<b>22.09</b>	<b>\$1,289,156</b>	<b>25.00</b>	<b>\$1,289,156</b>	<b>25.00</b>		<b>0.00</b>

## PROGRAM DESCRIPTION

Department of Commerce and Insurance

HB Section(s): 7.510

Missouri Real Estate Commission

Program is found in the following core budget(s): Missouri Real Estate Commission

### 1a. What strategic priority does this program address?

- Strengthen our regulatory relationships while ensuring a level playing field to protect and advocate for the general public
- Develop our team, reward great performance, and retain top talent
- Innovate to make it easier to connect and work with us

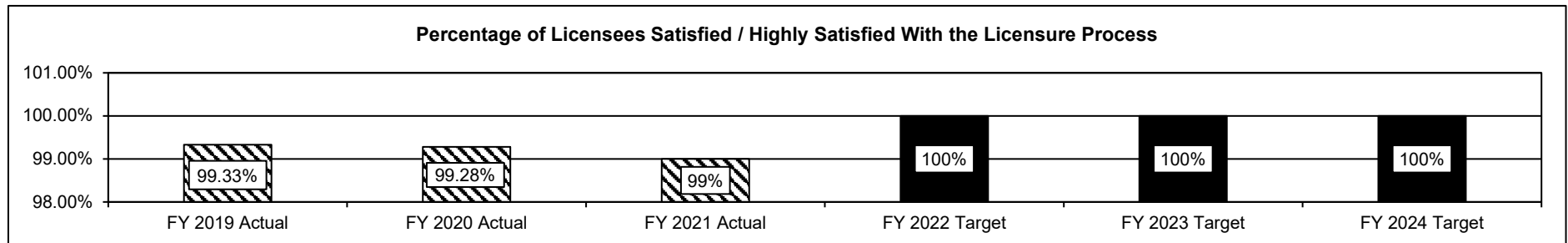
### 1b. What does this program do?

- The commission is responsible for the examination, licensing, and regulation of persons and firms engaged in the real estate business in Missouri.
- In addition to issuing temporary work permits, the commission issues thirteen types of real estate licenses (salesperson, broker, inactive salesperson, inactive broker, corporation, association, partnership, broker-salesperson, broker-officer, broker-associate, broker-partner, professional corporation-salesperson, and professional corporation-broker-salesperson).
- Other responsibilities include investigating complaints filed against real estate licensees and auditing real estate escrow accounts to verify proper accounting of consumers' earnest money and rental deposits.
- The commission also approves all real estate pre-licensing and continuing education courses, and accredits real estate schools approved to administer courses.
- The commission meets regularly to review complaints, investigations and audits and to address other matters.

### 2a. Provide an activity measure(s) for the program.

	FY 2019 Actual	FY 2020 Actual	FY 2021 Actual	FY 2022 Target	FY 2023 Target	FY 2024 Target
Applications Received	8,980	7,061	10,810	8,950	8,950	8,950
Licensed Professionals	44,456	46,895	46,825	46,059	46,059	46,059
Outreach Events	15	6	5	10	10	12

### 2b. Provide a measure(s) of the program's quality.



Note: Real Estate Brokers only renew in even fiscal years and Real Estate Salespersons only renew in odd fiscal years.

Licensees were surveyed about their experience with the commission's licensure procedures, customer service, website and communications.

## PROGRAM DESCRIPTION

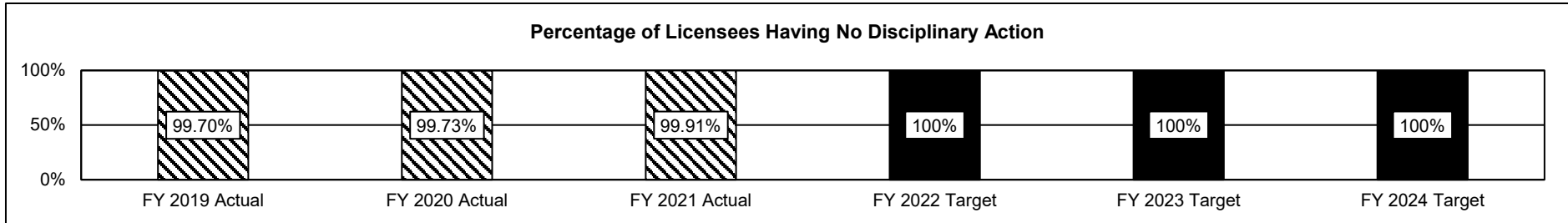
Department of Commerce and Insurance

HB Section(s): 7.510

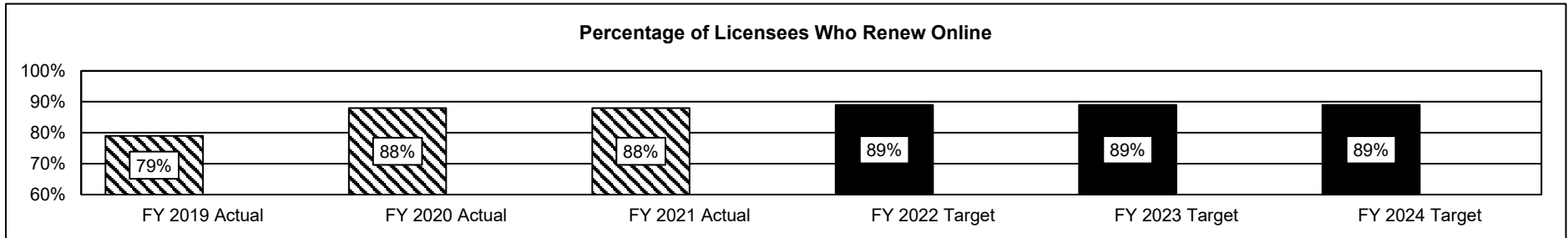
Missouri Real Estate Commission

Program is found in the following core budget(s): Missouri Real Estate Commission

2c. Provide a measure(s) of the program's impact.

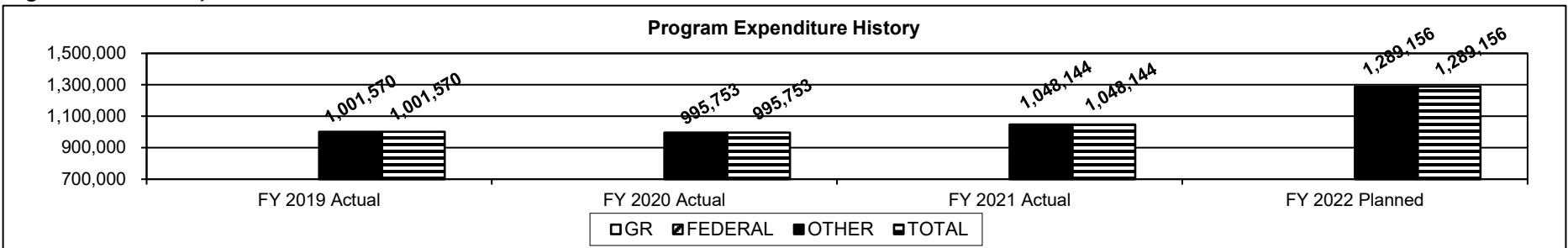


2d. Provide a measure(s) of the program's efficiency.



Note: Real Estate Brokers only renew in even fiscal years and Real Estate Salespersons only renew in odd fiscal years.

3. Provide actual expenditures for the prior three fiscal years and planned expenditures for the current fiscal year. *(Note: Amounts do not include fringe benefit costs.)*



**PROGRAM DESCRIPTION**

**Department of Commerce and Insurance**

**HB Section(s):** 7.510

**Missouri Real Estate Commission**

**Program is found in the following core budget(s): Missouri Real Estate Commission**

**4. What are the sources of the "Other " funds?**

Real Estate Commission Fund (0638)

**5. What is the authorization for this program, i.e., federal or state statute, etc.? (Include the federal program number, if applicable.)**

State Statute: Sections 339.010-339.205 and 339.710-339.855, RSMo.

**6. Are there federal matching requirements? If yes, please explain.**

N/A

**7. Is this a federally mandated program? If yes, please explain.**

No



## CORE DECISION ITEM

Department of Commerce and Insurance	Budget Unit	42790C
Professional Registration		
Core - Missouri Veterinary Medical Board	HB Section	7.515

### 1. CORE FINANCIAL SUMMARY

FY 2023 Budget Request					FY 2023 Governor's Recommendation				
	GR	Federal	Other	Total		GR	Federal	Other	Total
PS	0	0	0	0	PS	0	0	0	0
EE	0	0	108,659	108,659	EE	0	0	0	0
PSD	0	0	0	0	PSD	0	0	0	0
TRF	0	0	0	0	TRF	0	0	0	0
Total	0	0	108,659	108,659	Total	0	0	0	0
FTE	0.00	0.00	0.00	0.00	FTE	0.00	0.00	0.00	0.00
<b>Est. Fringe</b>	0	0	0	0	<b>Est. Fringe</b>	0	0	0	0
Note: Fringes budgeted in House Bill 5 except for certain fringes budgeted directly to MoDOT, Highway Patrol, and Conservation.					Note: Fringes budgeted in House Bill 5 except for certain fringes budgeted directly to MoDOT, Highway Patrol, and Conservation.				

Other Funds:      Veterinary Medical Board Fund (0639)

Other Funds:

### 2. CORE DESCRIPTION

This core supports the Missouri Veterinary Medical Board which regulates veterinarians, veterinary technicians and veterinary facilities in Missouri. The board was established in 1905 by the general assembly. The board is composed of the state veterinarian who serves as ex officio and five appointed members. Board members are appointed by the Governor with the advice and consent of the Senate.

Duties of the board, including but not limited to, are to:

- Examine and determine qualifications for the licensing of veterinarians
- Provide for the registration of veterinary technicians
- Issue veterinary facility permits
- Issue, renew, deny, suspend, revoke, place on probation or otherwise discipline licenses, certificates and permits
- Maintain annual renewal records
- Issue temporary licenses under certain conditions
- Adopt rules and regulations to execute and enforce statutory law
- Establish fees for licenses and facility permits at a level to produce revenues for the execution of the practice act
- Investigate complaints based on alleged violations of the practice act
- Address and dispose of complaints through disciplinary hearings, informal conferences or other legal means if necessary
- Establish minimum standards for the practice of veterinary medicine

# **CORE DECISION ITEM**

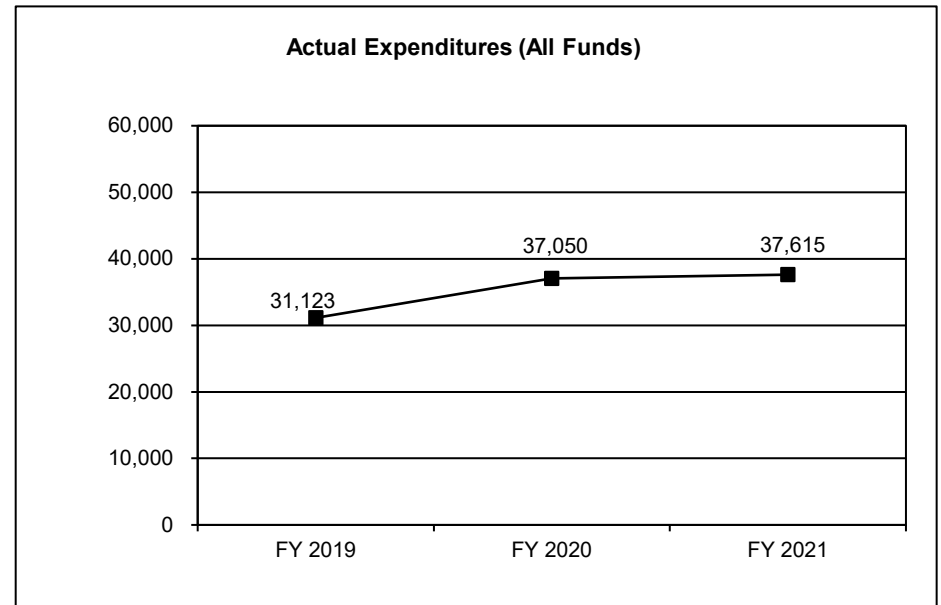
<b>Department of Commerce and Insurance</b>	<b>Budget Unit</b>	<b>42790C</b>
<b>Professional Registration</b>		
<b>Core - Missouri Veterinary Medical Board</b>	<b>HB Section</b>	<b>7.515</b>

## **3. PROGRAM LISTING (list programs included in this core funding)**

Missouri Veterinary Medical Board

## **4. FINANCIAL HISTORY**

	<b>FY 2019 Actual</b>	<b>FY 2020 Actual</b>	<b>FY 2021 Actual</b>	<b>FY 2022 Current Yr.</b>
Appropriation (All Funds)	107,975	107,975	108,317	108,659
Less Reverted (All Funds)	0	0	0	0
Less Restricted (All Funds)	0	0	0	0
Budget Authority (All Funds)	107,975	107,975	108,317	108,659
Actual Expenditures (All Funds)	31,123	37,050	37,615	N/A
Unexpended (All Funds)	76,852	70,925	70,702	N/A
Unexpended, by Fund:				
General Revenue	0	0	0	N/A
Federal	0	0	0	N/A
Other	76,852	70,925	70,702	N/A
	(1)	(2)	(3)	



Reverted includes the statutory three percent reserve amount (when applicable).

Restricted includes any Governor's expenditure restrictions which remained at the end of the fiscal year (when applicable).

### **NOTES:**

- (1) Unexpended amount is due to less than anticipated expenditures.
- (2) Unexpended amount is due to less than anticipated expenditures.
- (3) Unexpended amount is due to less than anticipated expenditures.

**CORE RECONCILIATION DETAIL**

**DEPT OF COMMERCE AND INSURANCE**  
**MO VETERINARY MEDICAL BOARD**

**5. CORE RECONCILIATION DETAIL**

	<b>Budget Class</b>	<b>FTE</b>	<b>GR</b>	<b>Federal</b>	<b>Other</b>	<b>Total</b>	<b>Explanation</b>
<b>TAFP AFTER VETOES</b>	EE	0.00	0	0	108,659	108,659	
	<b>Total</b>	<b>0.00</b>	<b>0</b>	<b>0</b>	<b>108,659</b>	<b>108,659</b>	
<b>DEPARTMENT CORE REQUEST</b>	EE	0.00	0	0	108,659	108,659	
	<b>Total</b>	<b>0.00</b>	<b>0</b>	<b>0</b>	<b>108,659</b>	<b>108,659</b>	
<b>GOVERNOR'S RECOMMENDED CORE</b>	EE	0.00	0	0	108,659	108,659	
	<b>Total</b>	<b>0.00</b>	<b>0</b>	<b>0</b>	<b>108,659</b>	<b>108,659</b>	

# DCI

# DECISION ITEM SUMMARY

Budget Unit									
Decision Item	FY 2021	FY 2021	FY 2022	FY 2022	FY 2023	FY 2023	*****	*****	
Budget Object Summary	ACTUAL	ACTUAL	BUDGET	BUDGET	DEPT REQ	DEPT REQ	SECURED	SECURED	
Fund	DOLLAR	FTE	DOLLAR	FTE	DOLLAR	FTE	COLUMN	COLUMN	
<b>MO VETERINARY MEDICAL BOARD</b>									
<b>CORE</b>									
EXPENSE & EQUIPMENT									
VETERINARY MEDICAL BOARD	37,615	0.00	108,659	0.00	108,659	0.00	0	0.00	
TOTAL - EE	37,615	0.00	108,659	0.00	108,659	0.00	0	0.00	
<b>TOTAL</b>	<b>37,615</b>	<b>0.00</b>	<b>108,659</b>	<b>0.00</b>	<b>108,659</b>	<b>0.00</b>	<b>0</b>	<b>0.00</b>	
<b>GRAND TOTAL</b>	<b>\$37,615</b>	<b>0.00</b>	<b>\$108,659</b>	<b>0.00</b>	<b>\$108,659</b>	<b>0.00</b>	<b>\$0</b>	<b>0.00</b>	

9/24/21 9:22

im\_disummary

## DCI

## DECISION ITEM DETAIL

Budget Unit	FY 2021	FY 2021	FY 2022	FY 2022	FY 2023	FY 2023	*****	*****
Decision Item	ACTUAL	ACTUAL	BUDGET	BUDGET	DEPT REQ	DEPT REQ	SECURED	SECURED
Budget Object Class	DOLLAR	FTE	DOLLAR	FTE	DOLLAR	FTE	COLUMN	COLUMN
<b>MO VETERINARY MEDICAL BOARD</b>								
<b>CORE</b>								
TRAVEL, IN-STATE	3,108	0.00	7,084	0.00	7,084	0.00	0	0.00
TRAVEL, OUT-OF-STATE	0	0.00	50	0.00	50	0.00	0	0.00
SUPPLIES	13,856	0.00	12,350	0.00	12,350	0.00	0	0.00
PROFESSIONAL DEVELOPMENT	500	0.00	2,450	0.00	2,450	0.00	0	0.00
COMMUNICATION SERV & SUPP	2,105	0.00	2,000	0.00	2,000	0.00	0	0.00
PROFESSIONAL SERVICES	14,927	0.00	77,225	0.00	77,225	0.00	0	0.00
M&R SERVICES	518	0.00	1,500	0.00	1,500	0.00	0	0.00
OFFICE EQUIPMENT	263	0.00	1,000	0.00	1,000	0.00	0	0.00
OTHER EQUIPMENT	0	0.00	100	0.00	100	0.00	0	0.00
BUILDING LEASE PAYMENTS	1,400	0.00	1,000	0.00	1,000	0.00	0	0.00
EQUIPMENT RENTALS & LEASES	150	0.00	700	0.00	700	0.00	0	0.00
MISCELLANEOUS EXPENSES	788	0.00	3,200	0.00	3,200	0.00	0	0.00
<b>TOTAL - EE</b>	<b>37,615</b>	<b>0.00</b>	<b>108,659</b>	<b>0.00</b>	<b>108,659</b>	<b>0.00</b>	<b>0</b>	<b>0.00</b>
<b>GRAND TOTAL</b>	<b>\$37,615</b>	<b>0.00</b>	<b>\$108,659</b>	<b>0.00</b>	<b>\$108,659</b>	<b>0.00</b>	<b>\$0</b>	<b>0.00</b>
<b>GENERAL REVENUE</b>	<b>\$0</b>	<b>0.00</b>	<b>\$0</b>	<b>0.00</b>	<b>\$0</b>	<b>0.00</b>		<b>0.00</b>
<b>FEDERAL FUNDS</b>	<b>\$0</b>	<b>0.00</b>	<b>\$0</b>	<b>0.00</b>	<b>\$0</b>	<b>0.00</b>		<b>0.00</b>
<b>OTHER FUNDS</b>	<b>\$37,615</b>	<b>0.00</b>	<b>\$108,659</b>	<b>0.00</b>	<b>\$108,659</b>	<b>0.00</b>		<b>0.00</b>

## PROGRAM DESCRIPTION

Department of Commerce and Insurance

HB Section(s): 7.450 / 7.515

Missouri Veterinary Medical Board

Program is found in the following core budget(s): Professional Registration Administration, Missouri Veterinary Medical Board

FY 2022 PLANNED			
	Veterinary	PR Admin	TOTAL
OTHER	108,659	96,985	205,644

### 1a. What strategic priority does this program address?

- Strengthen our regulatory relationships while ensuring a level playing field to protect and advocate for the general public
- Develop our team, reward great performance, and retain top talent
- Innovate to make it easier to connect and work with us

### 1b. What does this program do?

Duties of the board, include but not limited to:

- Examine and determine qualifications for the licensing of veterinarians.
- Provide for the registration of veterinary technicians.
- Issue veterinary facility permits.
- Issue, renew, deny, suspend, revoke, place on probation or otherwise discipline licensees, certificates and permits.
- Maintain annual renewal records.
- Issue temporary licenses under certain conditions.
- Adopt rules and regulations to execute and enforce statutory law.
- Establish fees for licenses and facility permits at a level to produce revenues for the execution of the practice act.
- Investigate complaints based on alleged violations of the practice act.
- Address and dispose of complaints through disciplinary hearings, informal conferences or other legal means if necessary.
- Establish minimum standards for the practice of veterinary medicine.

### 2a. Provide an activity measure(s) for the program.

	FY 2019 Actual	FY 2020 Actual	FY 2021 Actual	FY 2022 Target	FY 2023 Target	FY 2024 Target
Applications Received	532	523	504	504	504	504
Licensed Professionals	5,855	5,964	6,026	6,026	6,026	6,026
Public Meetings Held	9	11	8	9	9	9

## PROGRAM DESCRIPTION

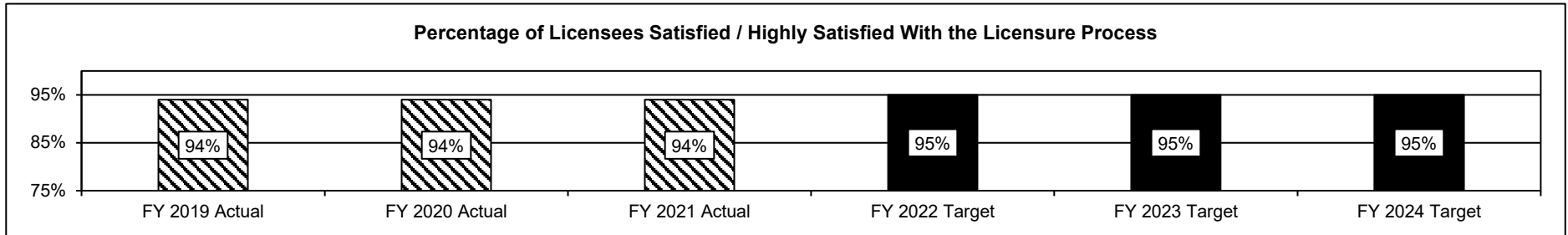
Department of Commerce and Insurance

HB Section(s): 7.450 / 7.515

Missouri Veterinary Medical Board

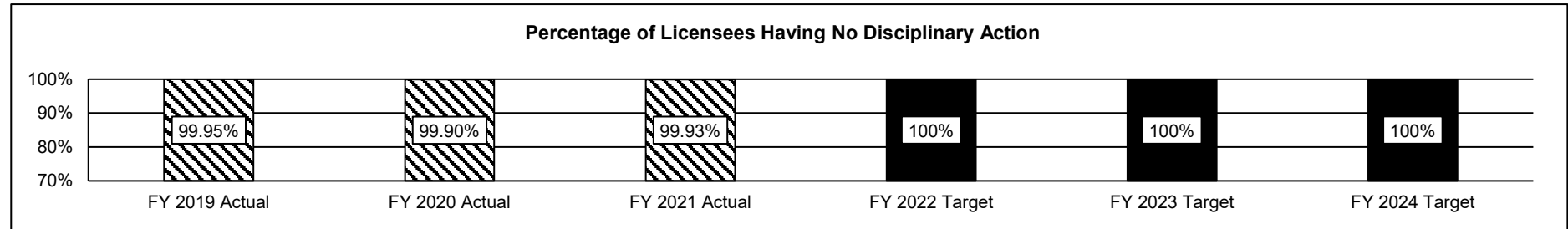
Program is found in the following core budget(s): Professional Registration Administration, Missouri Veterinary Medical Board

2b. Provide a measure(s) of the program's quality.

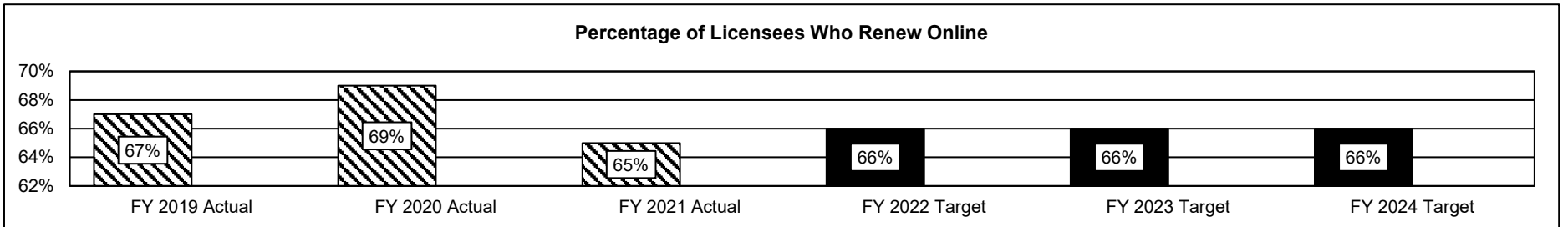


Licensees were surveyed about their experience with the board's licensure procedures, customer service, website and communications.

2c. Provide a measure(s) of the program's impact.



2d. Provide a measure(s) of the program's efficiency.



## PROGRAM DESCRIPTION

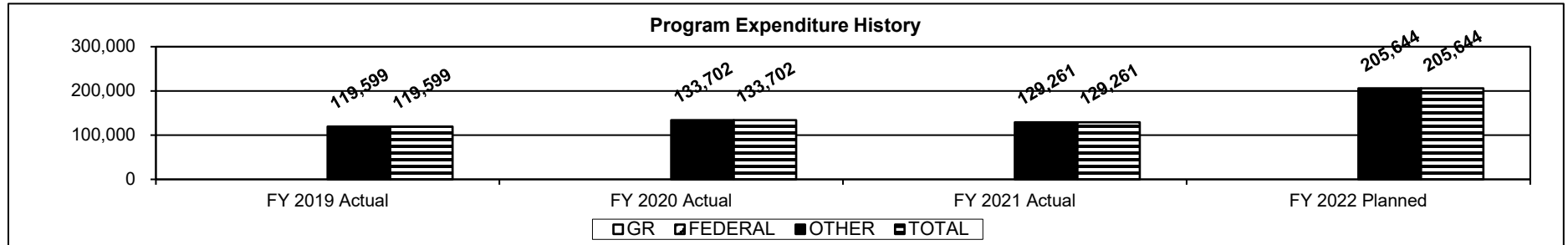
Department of Commerce and Insurance

HB Section(s): 7.450 / 7.515

Missouri Veterinary Medical Board

Program is found in the following core budget(s): Professional Registration Administration, Missouri Veterinary Medical Board

3. Provide actual expenditures for the prior three fiscal years and planned expenditures for the current fiscal year. *(Note: Amounts do not include fringe benefit costs.)*



4. What are the sources of the "Other " funds?

Veterinary Medical Board Fund (0639)

5. What is the authorization for this program, i.e., federal or state statute, etc.? (Include the federal program number, if applicable.)

State Statute: Sections 340.200-340.396, RSMo.

6. Are there federal matching requirements? If yes, please explain.

N/A

7. Is this a federally mandated program? If yes, please explain.

No



## CORE DECISION ITEM

Department of Commerce and Insurance	Budget Unit	42820C
Professional Registration		
Core - Professional Registration Funds Transfer to General Revenue	HB Section	7.520

### 1. CORE FINANCIAL SUMMARY

FY 2023 Budget Request					FY 2023 Governor's Recommendation				
	GR	Federal	Other	Total		GR	Federal	Other	Total
PS	0	0	0	0	PS	0	0	0	0
EE	0	0	0	0	EE	0	0	0	0
PSD	0	0	0	0	PSD	0	0	0	0
TRF	0	0	1,461,218	1,461,218	TRF	0	0	0	0
Total	0	0	1,461,218	1,461,218	Total	0	0	0	0
FTE	0.00	0.00	0.00	0.00	FTE	0.00	0.00	0.00	0.00
<i>Est. Fringe</i>	0	0	0	0	<i>Est. Fringe</i>	0	0	0	0
<i>Note: Fringes budgeted in House Bill 5 except for certain fringes budgeted directly to MoDOT, Highway Patrol, and Conservation.</i>					<i>Note: Fringes budgeted in House Bill 5 except for certain fringes budgeted directly to MoDOT, Highway Patrol, and Conservation.</i>				

Other Funds: Various Professional Registration Board Funds

Other Funds:

### 2. CORE DESCRIPTION

This core transfer is necessary to carry out the provision of Subsection 324.001.5 RSMo., which states in part, the General Assembly shall appropriate to other state agencies from each board's funds, moneys sufficient to reimburse those other state agencies for all services rendered and all facilities and supplies furnished to that board. These transfers allow for reimbursement to General Revenue supported agencies (i.e. Attorney General, State Auditor's Office, Administrative Hearing Commission), for legal services, audit services and hearing services.

### 3. PROGRAM LISTING (list programs included in this core funding)

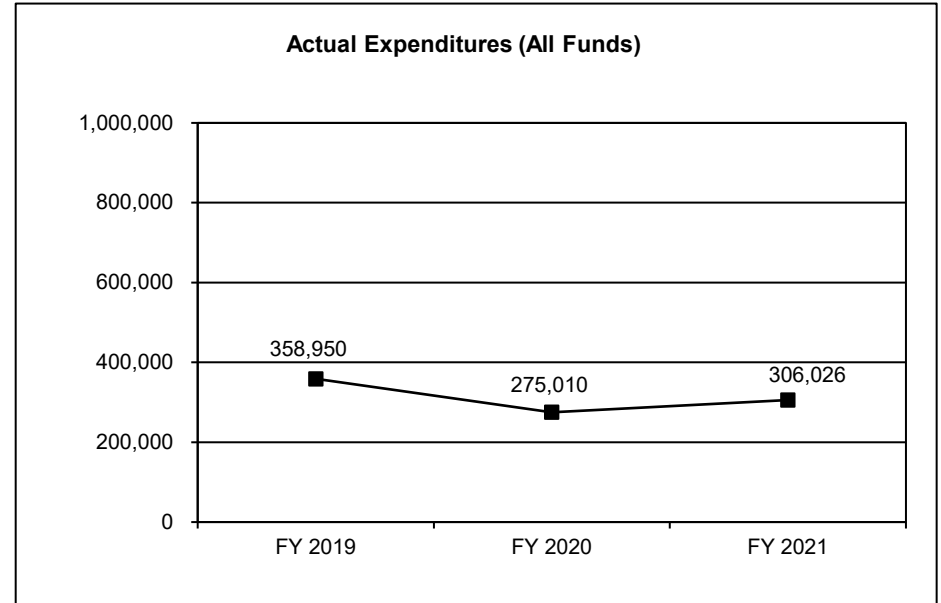
Professional Registration Funds Transfer to General Revenue

# **CORE DECISION ITEM**

<b>Department of Commerce and Insurance</b>	<b>Budget Unit</b>	<b>42820C</b>
<b>Professional Registration</b>		
<b>Core - Professional Registration Funds Transfer to General Revenue</b>	<b>HB Section</b>	<b>7.520</b>

## **4. FINANCIAL HISTORY**

	<b>FY 2019 Actual</b>	<b>FY 2020 Actual</b>	<b>FY 2021 Actual</b>	<b>FY 2022 Current Yr.</b>
Appropriation (All Funds)	1,461,218	1,461,218	1,461,218	1,461,218
Less Reverted (All Funds)	0	0	0	0
Less Restricted (All Funds)	0	0	0	0
Budget Authority (All Funds)	1,461,218	1,461,218	1,461,218	1,461,218
Actual Expenditures (All Funds)	358,950	275,010	306,026	N/A
Unexpended (All Funds)	1,102,268	1,186,208	1,155,192	N/A
Unexpended, by Fund:				
General Revenue	0	0	0	N/A
Federal	0	0	0	N/A
Other	1,102,268	1,186,208	1,155,192	N/A
	(1)	(2)	(3)	



Reverted includes the statutory three percent reserve amount (when applicable).

Restricted includes any Governor's expenditure restrictions which remained at the end of the fiscal year (when applicable).

## **NOTES:**

- (1) Unexpended amounts reflect variations in actual expenditures for services provided from General Revenue funded agencies.
- (2) Unexpended amounts reflect variations in actual expenditures for services provided from General Revenue funded agencies.
- (3) Unexpended amounts reflect variations in actual expenditures for services provided from General Revenue funded agencies.

---

**CORE RECONCILIATION DETAIL**

---

**DEPT OF COMMERCE AND INSURANCE****PR FUND TRANSFER TO GR**

---

---

**5. CORE RECONCILIATION DETAIL**

---

	<b>Budget Class</b>	<b>FTE</b>	<b>GR</b>	<b>Federal</b>	<b>Other</b>	<b>Total</b>	<b>Explanation</b>
<b>TAFP AFTER VETOES</b>							
	TRF	0.00	0	0	1,461,218	1,461,218	
	<b>Total</b>	<b>0.00</b>	<b>0</b>	<b>0</b>	<b>1,461,218</b>	<b>1,461,218</b>	
<b>DEPARTMENT CORE REQUEST</b>							
	TRF	0.00	0	0	1,461,218	1,461,218	
	<b>Total</b>	<b>0.00</b>	<b>0</b>	<b>0</b>	<b>1,461,218</b>	<b>1,461,218</b>	
<b>GOVERNOR'S RECOMMENDED CORE</b>							
	TRF	0.00	0	0	1,461,218	1,461,218	
	<b>Total</b>	<b>0.00</b>	<b>0</b>	<b>0</b>	<b>1,461,218</b>	<b>1,461,218</b>	

## DCI

## DECISION ITEM SUMMARY

Budget Unit								
Decision Item	FY 2021	FY 2021	FY 2022	FY 2022	FY 2023	FY 2023	*****	*****
Budget Object Summary	ACTUAL	ACTUAL	BUDGET	BUDGET	DEPT REQ	DEPT REQ	SECURED	SECURED
Fund	DOLLAR	FTE	DOLLAR	FTE	DOLLAR	FTE	COLUMN	COLUMN
PR FUND TRANSFER TO GR								
CORE								
FUND TRANSFERS								
HEARING INSTRUMENT SPECIALIST	1,556	0.00	17,500	0.00	17,500	0.00	0	0.00
STATE COMMITTEE OF INTERPRETER	0	0.00	7,800	0.00	7,800	0.00	0	0.00
BRD OF GEOLOGIST REGISTRATION	0	0.00	7,200	0.00	7,200	0.00	0	0.00
MO RE APPRS AND APPRMGMT COMPS	7,302	0.00	155,000	0.00	155,000	0.00	0	0.00
ENDOWED CARE CEMETERY AUDIT	156	0.00	10,500	0.00	10,500	0.00	0	0.00
LICENSED SOCIAL WORKERS	23,373	0.00	22,500	0.00	22,500	0.00	0	0.00
STATE COMMITTEE OF PSYCHOLOGST	31,761	0.00	33,500	0.00	33,500	0.00	0	0.00
BOARD OF ACCOUNTANCY	963	0.00	19,000	0.00	19,000	0.00	0	0.00
BOARD OF PODIATRIC MEDICINE	0	0.00	15,999	0.00	15,999	0.00	0	0.00
BOARD OF CHIROPRACTIC EXAMINER	0	0.00	8,000	0.00	8,000	0.00	0	0.00
BOARD OF EMBALM & FUN DIR	1,541	0.00	85,000	0.00	85,000	0.00	0	0.00
BOARD OF REG FOR HEALING ARTS	3,396	0.00	100,000	0.00	100,000	0.00	0	0.00
BOARD OF NURSING	8,654	0.00	135,000	0.00	135,000	0.00	0	0.00
OPTOMETRY FUND	0	0.00	13,408	0.00	13,408	0.00	0	0.00
BOARD OF PHARMACY	6,901	0.00	119,000	0.00	119,000	0.00	0	0.00
MO REAL ESTATE COMMISSION	147,580	0.00	250,000	0.00	250,000	0.00	0	0.00
VETERINARY MEDICAL BOARD	15,516	0.00	55,000	0.00	55,000	0.00	0	0.00
COMMITTEE OF PROF COUNSELORS	11,343	0.00	40,000	0.00	40,000	0.00	0	0.00
DENTAL BOARD FUND	0	0.00	31,200	0.00	31,200	0.00	0	0.00
BRD OF ARCH,ENG,LND SUR,LND AR	1,104	0.00	122,100	0.00	122,100	0.00	0	0.00
ATHLETIC FUND	778	0.00	14,400	0.00	14,400	0.00	0	0.00
MO ELECTRICAL INDUSTRY LIC	0	0.00	1	0.00	1	0.00	0	0.00
ATHLETIC AGENT	0	0.00	1,000	0.00	1,000	0.00	0	0.00
BRD OF COSMETOLOGY & BARBER EX	20	0.00	91,250	0.00	91,250	0.00	0	0.00
BOARD OF PI&PI FIRE EXAMINERS	22,326	0.00	16,500	0.00	16,500	0.00	0	0.00
MARITAL & FAMILY THERAPISTS	0	0.00	6,000	0.00	6,000	0.00	0	0.00
RESPIRATORY CARE PRACTITIONERS	8,100	0.00	28,000	0.00	28,000	0.00	0	0.00
MO BRD OCCUPATIONAL THERAPY	2,783	0.00	8,960	0.00	8,960	0.00	0	0.00
DIETITIAN	0	0.00	1,200	0.00	1,200	0.00	0	0.00
INTERIOR DESIGNER COUNCIL	0	0.00	1,200	0.00	1,200	0.00	0	0.00
ACUPUNCTURIST	0	0.00	1,000	0.00	1,000	0.00	0	0.00
TATTOO	10,873	0.00	31,000	0.00	31,000	0.00	0	0.00

9/24/21 9:22

im\_disummary

# DCI

# DECISION ITEM SUMMARY

Budget Unit								
Decision Item	FY 2021	FY 2021	FY 2022	FY 2022	FY 2023	FY 2023	*****	*****
Budget Object Summary	ACTUAL	ACTUAL	BUDGET	BUDGET	DEPT REQ	DEPT REQ	SECURED	SECURED
Fund	DOLLAR	FTE	DOLLAR	FTE	DOLLAR	FTE	COLUMN	COLUMN
<b>PR FUND TRANSFER TO GR</b>								
<b>CORE</b>								
FUND TRANSFERS								
MESSAGE THERAPY	0	0.00	13,000	0.00	13,000	0.00	0	0.00
TOTAL - TRF	306,026	0.00	1,461,218	0.00	1,461,218	0.00	0	0.00
<b>TOTAL</b>	<b>306,026</b>	<b>0.00</b>	<b>1,461,218</b>	<b>0.00</b>	<b>1,461,218</b>	<b>0.00</b>	<b>0</b>	<b>0.00</b>
<b>GRAND TOTAL</b>	<b>\$306,026</b>	<b>0.00</b>	<b>\$1,461,218</b>	<b>0.00</b>	<b>\$1,461,218</b>	<b>0.00</b>	<b>\$0</b>	<b>0.00</b>

9/24/21 9:22

im\_disummary

# DCI

# DECISION ITEM DETAIL

Budget Unit	FY 2021	FY 2021	FY 2022	FY 2022	FY 2023	FY 2023	*****	*****
Decision Item	ACTUAL	ACTUAL	BUDGET	BUDGET	DEPT REQ	DEPT REQ	SECURED	SECURED
Budget Object Class	DOLLAR	FTE	DOLLAR	FTE	DOLLAR	FTE	COLUMN	COLUMN
<b>PR FUND TRANSFER TO GR</b>								
<b>CORE</b>								
TRANSFERS OUT	306,026	0.00	1,461,218	0.00	1,461,218	0.00	0	0.00
TOTAL - TRF	306,026	0.00	1,461,218	0.00	1,461,218	0.00	0	0.00
<b>GRAND TOTAL</b>	<b>\$306,026</b>	<b>0.00</b>	<b>\$1,461,218</b>	<b>0.00</b>	<b>\$1,461,218</b>	<b>0.00</b>	<b>\$0</b>	<b>0.00</b>
GENERAL REVENUE	\$0	0.00	\$0	0.00	\$0	0.00		0.00
FEDERAL FUNDS	\$0	0.00	\$0	0.00	\$0	0.00		0.00
OTHER FUNDS	\$306,026	0.00	\$1,461,218	0.00	\$1,461,218	0.00		0.00

## PROGRAM DESCRIPTION

Department of Commerce and Insurance

HB Section(s): 7.520

Professional Registration Funds Transfer to General Revenue

Program is found in the following core budget(s): Professional Registration Funds Transfer to General Revenue

**1a. What strategic priority does this program address?**

See Professional Registration Administration program descriptions.

**1b. What does this program do?**

- This core transfer is necessary to carry out the provision of Section 324.001.5, RSMo., which states in part, the General Assembly shall appropriate to other state agencies from each board's funds, moneys sufficient to reimburse those other state agencies for all services rendered and all facilities and supplies furnished to that board. These transfers allow for reimbursement to General Revenue supported agencies (i.e. Attorney General, State Auditor's Office, Administrative Hearing Commission), for legal services, audit services and hearing.

**2a. Provide an activity measure(s) for the program.**

For performance measures, see Professional Registration program descriptions.

**2b. Provide a measure(s) of the program's quality.**

For performance measures, see Professional Registration program descriptions.

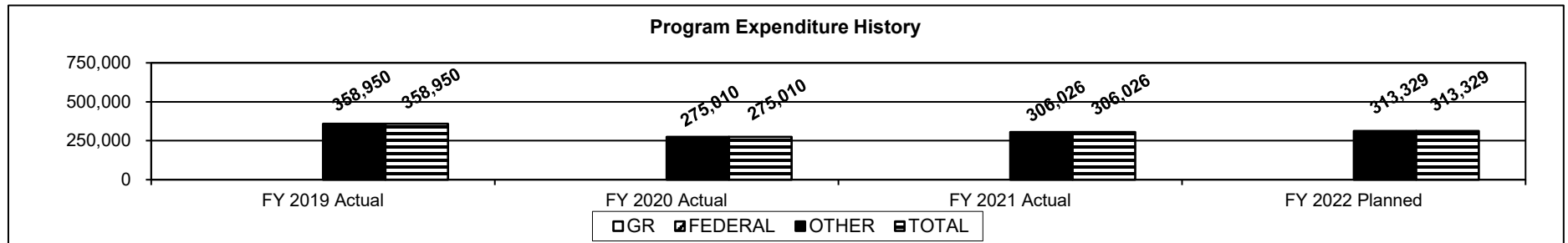
**2c. Provide a measure(s) of the program's impact.**

For performance measures, see Professional Registration program descriptions.

**2d. Provide a measure(s) of the program's efficiency.**

For performance measures, see Professional Registration program descriptions.

**3. Provide actual expenditures for the prior three fiscal years and planned expenditures for the current fiscal year. (Note: Amounts do not include fringe benefit costs.)**



Note: FY22 Planned is based on the prior three year average.

**4. What are the sources of the "Other " funds?**

Various Professional Registration Board Funds

**5. What is the authorization for this program, i.e., federal or state statute, etc.? (Include the federal program number, if applicable.)**

State Statute: Section 324.001.5, RSMo.

**6. Are there federal matching requirements? If yes, please explain.**

N/A

**7. Is this a federally mandated program? If yes, please explain.**

No

## CORE DECISION ITEM

<u>Department of Commerce and Insurance</u>	<u>Budget Unit</u>	<u>42830C</u>
<u>Professional Registration</u>		
<u>Core - Professional Registration Funds Transfer to Professional Registration Fees Fund</u>	<u>HB Section</u>	<u>7.525</u>

### 1. CORE FINANCIAL SUMMARY

FY 2023 Budget Request					FY 2023 Governor's Recommendation				
	GR	Federal	Other	Total		GR	Federal	Other	Total
PS	0	0	0	0	PS	0	0	0	0
EE	0	0	0	0	EE	0	0	0	0
PSD	0	0	0	0	PSD	0	0	0	0
TRF	0	0	9,665,697	9,665,697	TRF	0	0	0	0
<b>Total</b>	<b>0</b>	<b>0</b>	<b>9,665,697</b>	<b>9,665,697</b>	<b>Total</b>	<b>0</b>	<b>0</b>	<b>0</b>	<b>0</b>
FTE	0.00	0.00	0.00	0.00	FTE	0.00	0.00	0.00	0.00
<i>Est. Fringe</i>	0	0	0	0	<i>Est. Fringe</i>	0	0	0	0
<i>Note: Fringes budgeted in House Bill 5 except for certain fringes budgeted directly to MoDOT, Highway Patrol, and Conservation.</i>					<i>Note: Fringes budgeted in House Bill 5 except for certain fringes budgeted directly to MoDOT, Highway Patrol, and Conservation.</i>				

Other Funds: Various Professional Registration Board Funds

Other Funds:

### 2. CORE DESCRIPTION

This core transfer allows the Division of Professional Registration to operate by carrying out the provision of Section 324.001.5, RSMo., which states the General Assembly shall appropriate to the division from each board's fund, moneys sufficient to reimburse the division for all services rendered and all facilities and supplies furnished to that board.

### 3. PROGRAM LISTING (list programs included in this core funding)

Professional Registration Funds Transfer to Professional Registration Fees Fund

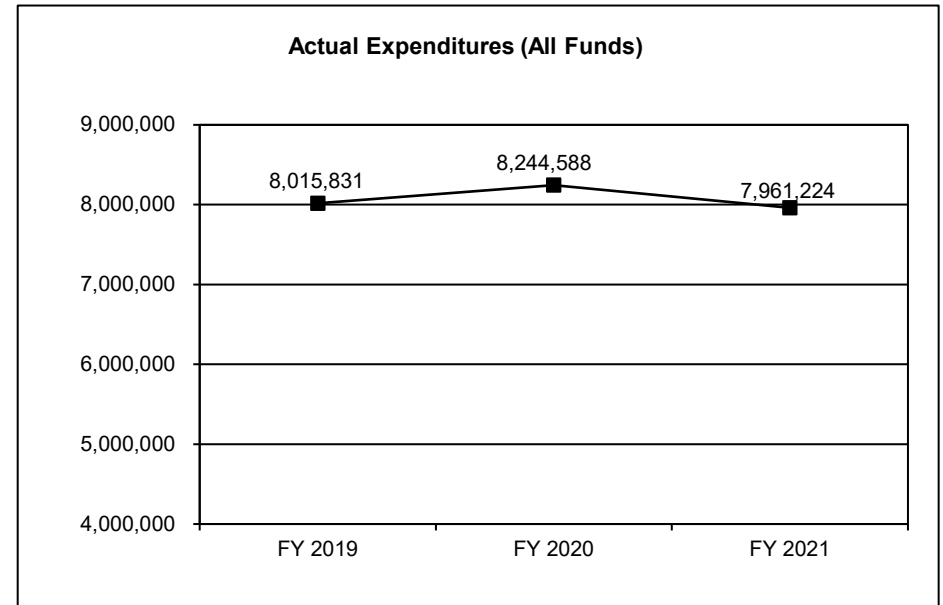


# **CORE DECISION ITEM**

<b>Department of Commerce and Insurance</b>	<b>Budget Unit</b>	<b>42830C</b>
<b>Professional Registration</b>		
<b>Core - Professional Registration Funds Transfer to Professional Registration Fees Fund</b>	<b>HB Section</b>	<b>7.525</b>

## **4. FINANCIAL HISTORY**

	<b>FY 2019 Actual</b>	<b>FY 2020 Actual</b>	<b>FY 2021 Actual</b>	<b>FY 2022 Current Yr.</b>
Appropriation (All Funds)	9,665,697	9,665,697	9,665,697	9,665,697
Less Reverted (All Funds)	0	0	0	0
Less Restricted (All Funds)	0	0	0	0
Budget Authority (All Funds)	9,665,697	9,665,697	9,665,697	9,665,697
Actual Expenditures (All Funds)	8,015,831	8,244,588	7,961,224	N/A
Unexpended (All Funds)	1,649,866	1,421,109	1,704,473	N/A
Unexpended, by Fund:				
General Revenue	0	0	0	N/A
Federal	0	0	0	N/A
Other	1,649,866	1,421,109	1,704,473	N/A
	(1)	(2)	(3)	



Reverted includes the statutory three percent reserve amount (when applicable).

Restricted includes any Governor's expenditure restrictions which remained at the end of the fiscal year (when applicable).

## **NOTES:**

- (1) Unexpended amounts reflect variations in actual expenditures for services provided from Professional Registration Administration.
- (2) Unexpended amounts reflect variations in actual expenditures for services provided from Professional Registration Administration.
- (3) Unexpended amounts reflect variations in actual expenditures for services provided from Professional Registration Administration.

---

**CORE RECONCILIATION DETAIL**

---

**DEPT OF COMMERCE AND INSURANCE**  
**PR ADMINISTRATION TRANSFER**

---

---

**5. CORE RECONCILIATION DETAIL**

---

	<b>Budget Class</b>	<b>FTE</b>	<b>GR</b>	<b>Federal</b>	<b>Other</b>	<b>Total</b>	<b>Explanation</b>
<b>TAFP AFTER VETOES</b>							
	TRF	0.00	0	0	9,665,697	9,665,697	
	<b>Total</b>	<b>0.00</b>	<b>0</b>	<b>0</b>	<b>9,665,697</b>	<b>9,665,697</b>	
<b>DEPARTMENT CORE REQUEST</b>							
	TRF	0.00	0	0	9,665,697	9,665,697	
	<b>Total</b>	<b>0.00</b>	<b>0</b>	<b>0</b>	<b>9,665,697</b>	<b>9,665,697</b>	
<b>GOVERNOR'S RECOMMENDED CORE</b>							
	TRF	0.00	0	0	9,665,697	9,665,697	
	<b>Total</b>	<b>0.00</b>	<b>0</b>	<b>0</b>	<b>9,665,697</b>	<b>9,665,697</b>	

## DCI

## DECISION ITEM SUMMARY

Budget Unit								
Decision Item	FY 2021	FY 2021	FY 2022	FY 2022	FY 2023	FY 2023	*****	*****
Budget Object Summary	ACTUAL	ACTUAL	BUDGET	BUDGET	DEPT REQ	DEPT REQ	SECURED	SECURED
Fund	DOLLAR	FTE	DOLLAR	FTE	DOLLAR	FTE	COLUMN	COLUMN
<b>PR ADMINISTRATION TRANSFER</b>								
<b>CORE</b>								
FUND TRANSFERS								
HEARING INSTRUMENT SPECIALIST	47,002	0.00	88,470	0.00	88,470	0.00	0	0.00
STATE COMMITTEE OF INTERPRETER	50,801	0.00	66,549	0.00	66,549	0.00	0	0.00
BRD OF GEOLOGIST REGISTRATION	56,591	0.00	71,215	0.00	71,215	0.00	0	0.00
MO RE APPRS AND APPRMGMT COMPS	473,783	0.00	1,169,574	0.00	1,169,574	0.00	0	0.00
ENDOWED CARE CEMETERY AUDIT	73,492	0.00	122,879	0.00	122,879	0.00	0	0.00
LICENSED SOCIAL WORKERS	270,302	0.00	237,471	0.00	237,471	0.00	0	0.00
STATE COMMITTEE OF PSYCHOLOGST	331,625	0.00	348,058	0.00	348,058	0.00	0	0.00
BOARD OF ACCOUNTANCY	154,481	0.00	176,701	0.00	176,701	0.00	0	0.00
BOARD OF PODIATRIC MEDICINE	9,539	0.00	42,472	0.00	42,472	0.00	0	0.00
BOARD OF CHIROPRACTIC EXAMINER	128,725	0.00	143,327	0.00	143,327	0.00	0	0.00
BOARD OF EMBALM & FUN DIR	648,867	0.00	836,714	0.00	836,714	0.00	0	0.00
BOARD OF REG FOR HEALING ARTS	363,414	0.00	433,431	0.00	433,431	0.00	0	0.00
BOARD OF NURSING	921,413	0.00	1,104,260	0.00	1,104,260	0.00	0	0.00
OPTOMETRY FUND	113,335	0.00	102,381	0.00	102,381	0.00	0	0.00
BOARD OF PHARMACY	292,010	0.00	318,869	0.00	318,869	0.00	0	0.00
MO REAL ESTATE COMMISSION	361,387	0.00	540,206	0.00	540,206	0.00	0	0.00
VETERINARY MEDICAL BOARD	221,770	0.00	188,724	0.00	188,724	0.00	0	0.00
COMMITTEE OF PROF COUNSELORS	291,009	0.00	283,797	0.00	283,797	0.00	0	0.00
DENTAL BOARD FUND	37,775	0.00	100,584	0.00	100,584	0.00	0	0.00
BRD OF ARCH,ENG,LND SUR,LND AR	210,509	0.00	278,472	0.00	278,472	0.00	0	0.00
ATHLETIC FUND	213,698	0.00	241,144	0.00	241,144	0.00	0	0.00
MO ELECTRICAL INDUSTRY LIC	12,669	0.00	86,666	0.00	86,666	0.00	0	0.00
ATHLETIC AGENT	1,436	0.00	3,737	0.00	3,737	0.00	0	0.00
BRD OF COSMETOLOGY & BARBER EX	1,820,081	0.00	1,664,242	0.00	1,664,242	0.00	0	0.00
BOARD OF PI&PI FIRE EXAMINERS	84,773	0.00	186,721	0.00	186,721	0.00	0	0.00
MARITAL & FAMILY THERAPISTS	27,512	0.00	19,024	0.00	19,024	0.00	0	0.00
RESPIRATORY CARE PRACTITIONERS	97,986	0.00	137,692	0.00	137,692	0.00	0	0.00
MO BRD OCCUPATIONAL THERAPY	103,510	0.00	138,152	0.00	138,152	0.00	0	0.00
DIETITIAN	32,234	0.00	56,348	0.00	56,348	0.00	0	0.00
INTERIOR DESIGNER COUNCIL	3,530	0.00	42,037	0.00	42,037	0.00	0	0.00
ACUPUNCTURIST	5,178	0.00	13,444	0.00	13,444	0.00	0	0.00
TATTOO	121,749	0.00	81,254	0.00	81,254	0.00	0	0.00

9/24/21 9:22

im\_disummary

# DCI

# DECISION ITEM SUMMARY

Budget Unit								
Decision Item	FY 2021	FY 2021	FY 2022	FY 2022	FY 2023	FY 2023	*****	*****
Budget Object Summary	ACTUAL	ACTUAL	BUDGET	BUDGET	DEPT REQ	DEPT REQ	SECURED	SECURED
Fund	DOLLAR	FTE	DOLLAR	FTE	DOLLAR	FTE	COLUMN	COLUMN
<b>PR ADMINSTRATION TRANSFER</b>								
<b>CORE</b>								
FUND TRANSFERS								
MESSAGE THERAPY	379,038	0.00	341,082	0.00	341,082	0.00	0	0.00
TOTAL - TRF	7,961,224	0.00	9,665,697	0.00	9,665,697	0.00	0	0.00
<b>TOTAL</b>	<b>7,961,224</b>	<b>0.00</b>	<b>9,665,697</b>	<b>0.00</b>	<b>9,665,697</b>	<b>0.00</b>	<b>0</b>	<b>0.00</b>
<b>GRAND TOTAL</b>	<b>\$7,961,224</b>	<b>0.00</b>	<b>\$9,665,697</b>	<b>0.00</b>	<b>\$9,665,697</b>	<b>0.00</b>	<b>\$0</b>	<b>0.00</b>

9/24/21 9:22

im\_disummary

# DCI

# DECISION ITEM DETAIL

Budget Unit	FY 2021	FY 2021	FY 2022	FY 2022	FY 2023	FY 2023	*****	*****
Decision Item	ACTUAL	ACTUAL	BUDGET	BUDGET	DEPT REQ	DEPT REQ	SECURED	SECURED
Budget Object Class	DOLLAR	FTE	DOLLAR	FTE	DOLLAR	FTE	COLUMN	COLUMN
<b>PR ADMINISTRATION TRANSFER</b>								
<b>CORE</b>								
TRANSFERS OUT	7,961,224	0.00	9,665,697	0.00	9,665,697	0.00	0	0.00
<b>TOTAL - TRF</b>	<b>7,961,224</b>	<b>0.00</b>	<b>9,665,697</b>	<b>0.00</b>	<b>9,665,697</b>	<b>0.00</b>	<b>0</b>	<b>0.00</b>
<b>GRAND TOTAL</b>	<b>\$7,961,224</b>	<b>0.00</b>	<b>\$9,665,697</b>	<b>0.00</b>	<b>\$9,665,697</b>	<b>0.00</b>	<b>\$0</b>	<b>0.00</b>
GENERAL REVENUE	\$0	0.00	\$0	0.00	\$0	0.00		0.00
FEDERAL FUNDS	\$0	0.00	\$0	0.00	\$0	0.00		0.00
OTHER FUNDS	\$7,961,224	0.00	\$9,665,697	0.00	\$9,665,697	0.00		0.00

## PROGRAM DESCRIPTION

Department of Commerce and Insurance

HB Section(s): 7.525

Professional Registration Funds Transfer to Professional Registration Fees Fund

Program is found in the following core budget(s): Transfer to Professional Registration Fees Fund

**1a. What strategic priority does this program address?**

See Professional Registration program descriptions.

**1b. What does this program do?**

- This core transfer allows the Division of Professional Registration to operate by carrying out the provision of Subsection 324.001.5. RSMo., which states the general assembly shall appropriate to the division from each board's fund, moneys sufficient to reimburse the division for all services rendered and all facilities and supplies furnished to that board.

**2a. Provide an activity measure(s) for the program.**

For performance measures, see Professional Registration program descriptions.

**2b. Provide a measure(s) of the program's quality.**

For performance measures, see Professional Registration program descriptions.

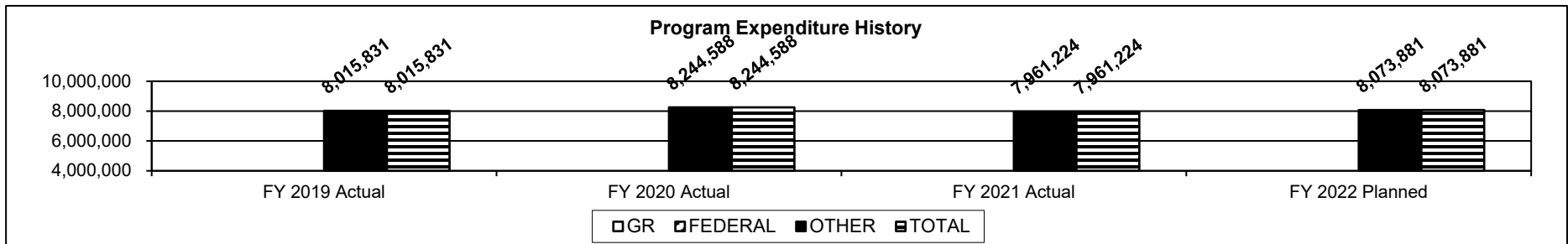
**2c. Provide a measure(s) of the program's impact.**

For performance measures, see Professional Registration program descriptions.

**2d. Provide a measure(s) of the program's efficiency.**

For performance measures, see Professional Registration program descriptions.

**3. Provide actual expenditures for the prior three fiscal years and planned expenditures for the current fiscal year. (Note: Amounts do not include fringe benefit costs.)**



Note: FY22 Planned is based on the prior three year average.

**4. What are the sources of the "Other" funds?**

Various Professional Registration Funds

**5. What is the authorization for this program, i.e., federal or state statute, etc.? (Include the federal program number, if applicable.)**

State Statute: Section 324.001.5, RSMo.

**6. Are there federal matching requirements? If yes, please explain.**

N/A

**7. Is this a federally mandated program? If yes, please explain.**

No

### CORE DECISION ITEM

Department of Commerce and Insurance					Budget Unit <u>42850C</u>				
Professional Registration									
Core - Transfer for Startup Loans for New Board Programs					HB Section <u>7.530</u>				

#### 1. CORE FINANCIAL SUMMARY

	FY 2023 Budget Request			
	GR	Federal	Other	Total
PS	0	0	0	0
EE	0	0	0	0
PSD	0	0	0	0
TRF	0	0	200,000	200,000
<b>Total</b>	<b>0</b>	<b>0</b>	<b>200,000</b>	<b>200,000</b>
<b>FTE</b>	<b>0.00</b>	<b>0.00</b>	<b>0.00</b>	<b>0.00</b>

<b>Est. Fringe</b>	0	0	0	0
--------------------	---	---	---	---

Note: Fringes budgeted in House Bill 5 except for certain fringes budgeted directly to MoDOT, Highway Patrol, and Conservation.

Other Funds:      Various Professional Registration Board Funds

	FY 2023 Governor's Recommendation			
	GR	Federal	Other	Total
PS	0	0	0	0
EE	0	0	0	0
PSD	0	0	0	0
TRF	0	0	0	0
<b>Total</b>	<b>0</b>	<b>0</b>	<b>0</b>	<b>0</b>
<b>FTE</b>	<b>0.00</b>	<b>0.00</b>	<b>0.00</b>	<b>0.00</b>

<b>Est. Fringe</b>	0	0	0	0
--------------------	---	---	---	---

Note: Fringes budgeted in House Bill 5 except for certain fringes budgeted directly to MoDOT, Highway Patrol, and Conservation.

Other Funds:

#### 2. CORE DESCRIPTION

This core transfer is necessary to carry out the provisions of Section 324.016 RSMo., which states in part, the director of the division of professional registration shall have the authority to borrow funds from any agency within the division to commence operations upon appropriation for a new board. This authority shall cease at such time that a sufficient fund has been established by the new board to fund its operations and repay the amount borrowed.

#### 3. PROGRAM LISTING (list programs included in this core funding)

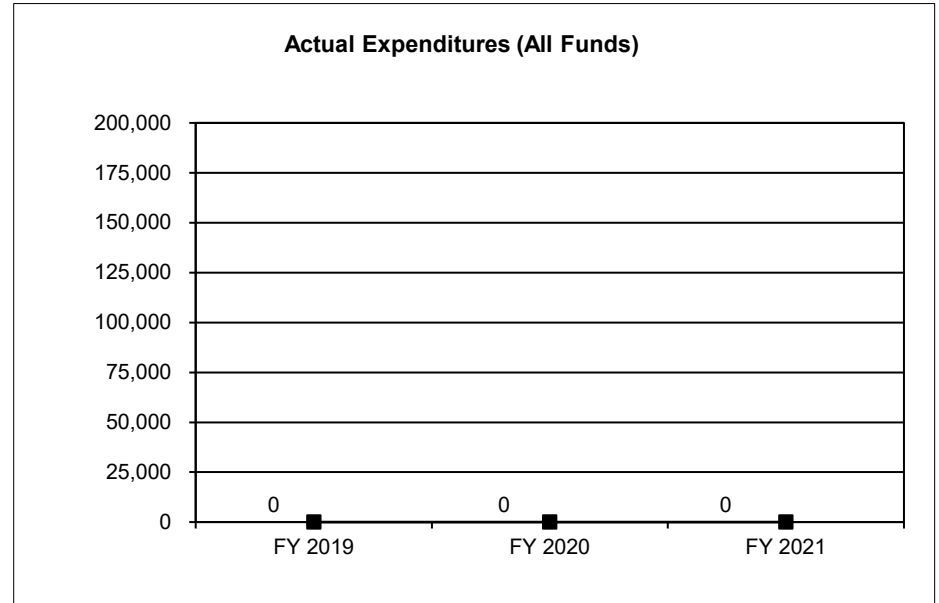
Transfer for Startup Loans for New Board Programs

### CORE DECISION ITEM

<b>Department of Commerce and Insurance</b>	<b>Budget Unit</b>	<b>42850C</b>
<b>Professional Registration</b>		
<b>Core - Transfer for Startup Loans for New Board Programs</b>	<b>HB Section</b>	<b>7.530</b>

#### 4. FINANCIAL HISTORY

	<b>FY 2019 Actual</b>	<b>FY 2020 Actual</b>	<b>FY 2021 Actual</b>	<b>FY 2022 Current Yr.</b>
Appropriation (All Funds)	200,000	200,000	200,000	200,000
Less Reverted (All Funds)	0	0	0	0
Less Restricted (All Funds)	0	0	0	0
Budget Authority (All Funds)	200,000	200,000	200,000	200,000
Actual Expenditures (All Funds)	0	0	0	N/A
Unexpended (All Funds)	200,000	200,000	200,000	N/A
Unexpended, by Fund:				
General Revenue	0	0	0	N/A
Federal	0	0	0	N/A
Other	200,000	200,000	200,000	N/A
	(1)	(2)	(3)	



Reverted includes the statutory three percent reserve amount (when applicable).

Restricted includes any Governor's expenditure restrictions which remained at the end of the fiscal year (when applicable).

#### NOTES:

- (1) No transfers needed in FY 2019.
- (2) No transfers needed in FY 2020.
- (3) No transfers needed in FY 2021.



**CORE RECONCILIATION DETAIL**

**DEPT OF COMMERCE AND INSURANCE**  
**PR STARTUP LOANS**

**5. CORE RECONCILIATION DETAIL**

	<b>Budget Class</b>	<b>FTE</b>	<b>GR</b>	<b>Federal</b>	<b>Other</b>	<b>Total</b>	<b>Explanation</b>
<b>TAFP AFTER VETOES</b>							
	TRF	0.00	0	0	200,000	200,000	
	<b>Total</b>	<b>0.00</b>	<b>0</b>	<b>0</b>	<b>200,000</b>	<b>200,000</b>	
<b>DEPARTMENT CORE REQUEST</b>							
	TRF	0.00	0	0	200,000	200,000	
	<b>Total</b>	<b>0.00</b>	<b>0</b>	<b>0</b>	<b>200,000</b>	<b>200,000</b>	
<b>GOVERNOR'S RECOMMENDED CORE</b>							
	TRF	0.00	0	0	200,000	200,000	
	<b>Total</b>	<b>0.00</b>	<b>0</b>	<b>0</b>	<b>200,000</b>	<b>200,000</b>	

# DCI

# DECISION ITEM SUMMARY

Budget Unit								
Decision Item	FY 2021	FY 2021	FY 2022	FY 2022	FY 2023	FY 2023	*****	*****
Budget Object Summary	ACTUAL	ACTUAL	BUDGET	BUDGET	DEPT REQ	DEPT REQ	SECURED	SECURED
Fund	DOLLAR	FTE	DOLLAR	FTE	DOLLAR	FTE	COLUMN	COLUMN
<b>PR STARTUP LOANS</b>								
<b>CORE</b>								
FUND TRANSFERS								
BOARD OF REG FOR HEALING ARTS	0	0.00	200,000	0.00	200,000	0.00	0	0.00
TOTAL - TRF	0	0.00	200,000	0.00	200,000	0.00	0	0.00
<b>TOTAL</b>	<b>0</b>	<b>0.00</b>	<b>200,000</b>	<b>0.00</b>	<b>200,000</b>	<b>0.00</b>	<b>0</b>	<b>0.00</b>
<b>GRAND TOTAL</b>	<b>\$0</b>	<b>0.00</b>	<b>\$200,000</b>	<b>0.00</b>	<b>\$200,000</b>	<b>0.00</b>	<b>\$0</b>	<b>0.00</b>

9/24/21 9:22

im\_disummary

# DCI

# DECISION ITEM DETAIL

Budget Unit	FY 2021	FY 2021	FY 2022	FY 2022	FY 2023	FY 2023	*****	*****
Decision Item	ACTUAL	ACTUAL	BUDGET	BUDGET	DEPT REQ	DEPT REQ	SECURED	SECURED
Budget Object Class	DOLLAR	FTE	DOLLAR	FTE	DOLLAR	FTE	COLUMN	COLUMN
<b>PR STARTUP LOANS</b>								
<b>CORE</b>								
TRANSFERS OUT	0	0.00	200,000	0.00	200,000	0.00	0	0.00
TOTAL - TRF	0	0.00	200,000	0.00	200,000	0.00	0	0.00
<b>GRAND TOTAL</b>	<b>\$0</b>	<b>0.00</b>	<b>\$200,000</b>	<b>0.00</b>	<b>\$200,000</b>	<b>0.00</b>	<b>\$0</b>	<b>0.00</b>
GENERAL REVENUE	\$0	0.00	\$0	0.00	\$0	0.00		0.00
FEDERAL FUNDS	\$0	0.00	\$0	0.00	\$0	0.00		0.00
OTHER FUNDS	\$0	0.00	\$200,000	0.00	\$200,000	0.00		0.00

## PROGRAM DESCRIPTION

Department of Commerce and Insurance

HB Section(s): 7.530

Transfer for Startup Loans for New Board Programs

Program is found in the following core budget(s): Transfer for Startup Loans for New Board Programs

**1a. What strategic priority does this program address?**

See Division of Professional Registration program descriptions.

**1b. What does this program do?**

- This core transfer is necessary to carry out the provisions of Section 324.016 RSMo., which states in part, the director of the division of professional registration shall have the authority to borrow funds from any agency within the division to commence operations upon appropriation for a new board. This authority shall cease at such time that a sufficient fund has been established by the new board to fund its operations and repay the amount borrowed.

**2a. Provide an activity measure(s) for the program.**

For performance measures, see Professional Registration Administration program descriptions.

**2b. Provide a measure(s) of the program's quality.**

For performance measures, see Professional Registration Administration program descriptions.


**2c. Provide a measure(s) of the program's impact.**

For performance measures, see Professional Registration Administration program descriptions.

**2d. Provide a measure(s) of the program's efficiency.**

For performance measures, see Professional Registration Administration program descriptions.

**3. Provide actual expenditures for the prior three fiscal years and planned expenditures for the current fiscal year. (Note: Amounts do not include fringe benefit costs.)**



**4. What are the sources of the "Other " funds?**

Various Professional Registration Funds

**5. What is the authorization for this program, i.e., federal or state statute, etc.? (Include the federal program number, if applicable.)**

State Statute: Section 324.016, RSMo.

**6. Are there federal matching requirements? If yes, please explain.**

N/A

**7. Is this a federally mandated program? If yes, please explain.**

No

## CORE DECISION ITEM

Department of Commerce and Insurance	Budget Unit	42860C
Professional Registration		
Core - Transfer for Startup Loans Payback	HB Section	7.535

### 1. CORE FINANCIAL SUMMARY

FY 2023 Budget Request					FY 2023 Governor's Recommendation				
	GR	Federal	Other	Total		GR	Federal	Other	Total
PS	0	0	0	0	PS	0	0	0	0
EE	0	0	0	0	EE	0	0	0	0
PSD	0	0	0	0	PSD	0	0	0	0
TRF	0	0	320,000	320,000	TRF	0	0	0	0
Total	0	0	320,000	320,000	Total	0	0	0	0
FTE	0.00	0.00	0.00	0.00	FTE	0.00	0.00	0.00	0.00
<i>Est. Fringe</i>	0	0	0	0	<i>Est. Fringe</i>	0	0	0	0
<i>Note: Fringes budgeted in House Bill 5 except for certain fringes budgeted directly to MoDOT, Highway Patrol, and Conservation.</i>					<i>Note: Fringes budgeted in House Bill 5 except for certain fringes budgeted directly to MoDOT, Highway Patrol, and Conservation.</i>				

Other Funds: Professional Registration Fees Fund (0689)

Other Funds:

### 2. CORE DESCRIPTION

This core transfer is necessary to carry out the provisions of Section 324.016 RSMo., which states in part, the director of the division of professional registration shall have the authority to borrow funds from any agency within the division to commence operations upon appropriation for a new board. This authority shall cease at such time that a sufficient fund has been established by the new board to fund its operations and repay the amount borrowed.

### 3. PROGRAM LISTING (list programs included in this core funding)

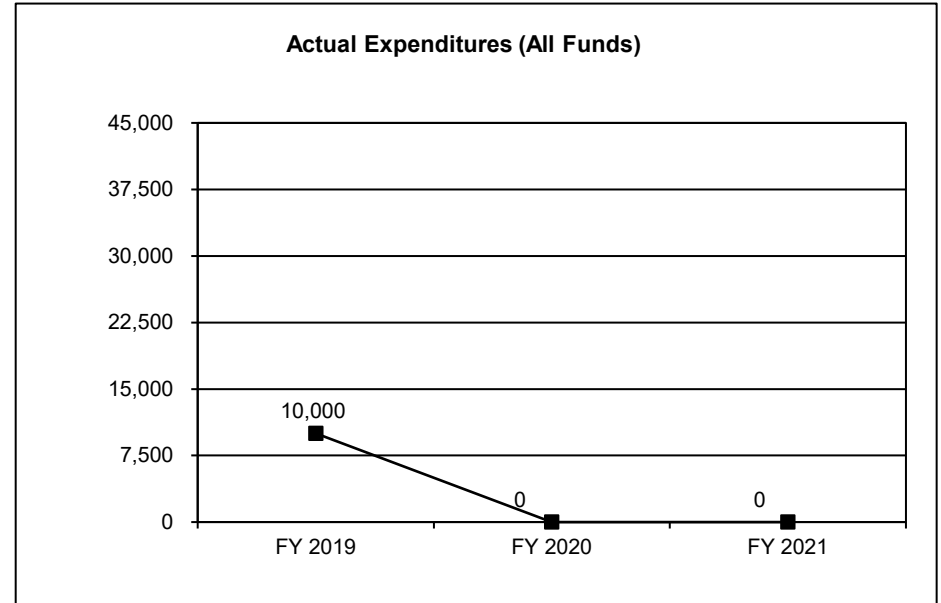
Transfer for Startup Loans Payback

### CORE DECISION ITEM

<b>Department of Commerce and Insurance</b>	<b>Budget Unit</b>	<b>42860C</b>
<b>Professional Registration</b>		
<b>Core - Transfer for Startup Loans Payback</b>	<b>HB Section</b>	<b>7.535</b>

#### 4. FINANCIAL HISTORY

	<b>FY 2019 Actual</b>	<b>FY 2020 Actual</b>	<b>FY 2021 Actual</b>	<b>FY 2022 Current Yr.</b>
Appropriation (All Funds)	320,000	320,000	320,000	320,000
Less Reverted (All Funds)	0	0	0	0
Less Restricted (All Funds)	0	0	0	0
Budget Authority (All Funds)	320,000	320,000	320,000	320,000
Actual Expenditures (All Funds)	10,000	0	0	N/A
Unexpended (All Funds)	310,000	320,000	320,000	N/A
Unexpended, by Fund:				
General Revenue	0	0	0	N/A
Federal	0	0	0	N/A
Other	310,000	320,000	320,000	N/A
	(1)	(2)	(3)	



Reverted includes the statutory three percent reserve amount (when applicable).

Restricted includes any Governor's expenditure restrictions which remained at the end of the fiscal year (when applicable).

#### NOTES:

- (1) Startup loans payback from Board of Private Investigator and Private Fire Investigator Examiners.
- (2) There were no payments made for startup loans payback in FY2020.
- (3) There were no payments made for startup loans payback in FY2021.

**CORE RECONCILIATION DETAIL**

**DEPT OF COMMERCE AND INSURANCE**

**PR STARTUP LOANS PAYBACK**

**5. CORE RECONCILIATION DETAIL**

	Budget Class	FTE	GR	Federal	Other	Total	Explanation
<b>TAFP AFTER VETOES</b>							
	TRF	0.00	0	0	320,000	320,000	
	<b>Total</b>	<b>0.00</b>	<b>0</b>	<b>0</b>	<b>320,000</b>	<b>320,000</b>	
<b>DEPARTMENT CORE REQUEST</b>							
	TRF	0.00	0	0	320,000	320,000	
	<b>Total</b>	<b>0.00</b>	<b>0</b>	<b>0</b>	<b>320,000</b>	<b>320,000</b>	
<b>GOVERNOR'S RECOMMENDED CORE</b>							
	TRF	0.00	0	0	320,000	320,000	
	<b>Total</b>	<b>0.00</b>	<b>0</b>	<b>0</b>	<b>320,000</b>	<b>320,000</b>	

# DCI

# DECISION ITEM SUMMARY

Budget Unit								
Decision Item	FY 2021	FY 2021	FY 2022	FY 2022	FY 2023	FY 2023	*****	*****
Budget Object Summary	ACTUAL	ACTUAL	BUDGET	BUDGET	DEPT REQ	DEPT REQ	SECURED	SECURED
Fund	DOLLAR	FTE	DOLLAR	FTE	DOLLAR	FTE	COLUMN	COLUMN
<b>PR STARTUP LOANS PAYBACK</b>								
<b>CORE</b>								
FUND TRANSFERS								
PROFESSIONAL REGISTRATION FEES	0	0.00	320,000	0.00	320,000	0.00	0	0.00
TOTAL - TRF	0	0.00	320,000	0.00	320,000	0.00	0	0.00
<b>TOTAL</b>	<b>0</b>	<b>0.00</b>	<b>320,000</b>	<b>0.00</b>	<b>320,000</b>	<b>0.00</b>	<b>0</b>	<b>0.00</b>
<b>GRAND TOTAL</b>	<b>\$0</b>	<b>0.00</b>	<b>\$320,000</b>	<b>0.00</b>	<b>\$320,000</b>	<b>0.00</b>	<b>\$0</b>	<b>0.00</b>

9/24/21 9:22

im\_disummary



# DCI

# DECISION ITEM DETAIL

Budget Unit	FY 2021	FY 2021	FY 2022	FY 2022	FY 2023	FY 2023	*****	*****
Decision Item	ACTUAL	ACTUAL	BUDGET	BUDGET	DEPT REQ	DEPT REQ	SECURED	SECURED
Budget Object Class	DOLLAR	FTE	DOLLAR	FTE	DOLLAR	FTE	COLUMN	COLUMN
<b>PR STARTUP LOANS PAYBACK</b>								
<b>CORE</b>								
TRANSFERS OUT	0	0.00	320,000	0.00	320,000	0.00	0	0.00
TOTAL - TRF	0	0.00	320,000	0.00	320,000	0.00	0	0.00
<b>GRAND TOTAL</b>	<b>\$0</b>	<b>0.00</b>	<b>\$320,000</b>	<b>0.00</b>	<b>\$320,000</b>	<b>0.00</b>	<b>\$0</b>	<b>0.00</b>
GENERAL REVENUE	\$0	0.00	\$0	0.00	\$0	0.00		0.00
FEDERAL FUNDS	\$0	0.00	\$0	0.00	\$0	0.00		0.00
OTHER FUNDS	\$0	0.00	\$320,000	0.00	\$320,000	0.00		0.00

## PROGRAM DESCRIPTION

Department of Commerce and Insurance

HB Section(s): 7.535

Transfer for Startup Loans Payback

Program is found in the following core budget(s): Transfer for Startup Loans Payback

**1a. What strategic priority does this program address?**

See Division of Professional Registration program descriptions.

**1b. What does this program do?**

- This core transfer is necessary to carry out the provisions of Section 324.016 RSMo., which states in part, the director of the division of professional registration shall have the authority to borrow funds from any agency within the division to commence operations upon appropriation for a new board. This authority shall cease at such time that a sufficient fund has been established by the new board to fund its operations and repay the amount borrowed.

**2a. Provide an activity measure(s) for the program.**

For performance measures, see Professional Registration Administration program descriptions.

**2b. Provide a measure(s) of the program's quality.**

For performance measures, see Professional Registration Administration program descriptions.

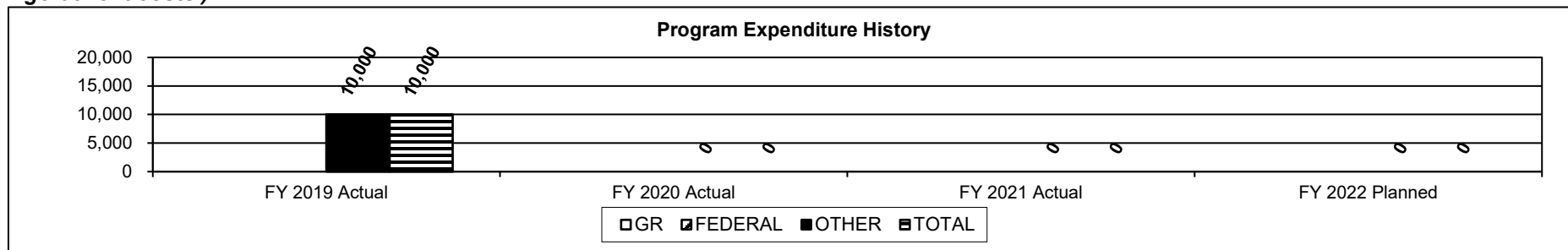
**2c. Provide a measure(s) of the program's impact.**

For performance measures, see Professional Registration Administration program descriptions.

**2d. Provide a measure(s) of the program's efficiency.**

For performance measures, see Professional Registration Administration program descriptions.

**3. Provide actual expenditures for the prior three fiscal years and planned expenditures for the current fiscal year. (Note: Amounts do not include fringe benefit costs.)**



**4. What are the sources of the "Other" funds?**

Board of Private Investigator and Private Fire Investigator Examiners Fund (0802)

**5. What is the authorization for this program, i.e., federal or state statute, etc.? (Include the federal program number, if applicable.)**

State Statute: Section 324.016, RSMo.

**6. Are there federal matching requirements? If yes, please explain.**

N/A

**7. Is this a federally mandated program? If yes, please explain.**

No

## CORE DECISION ITEM

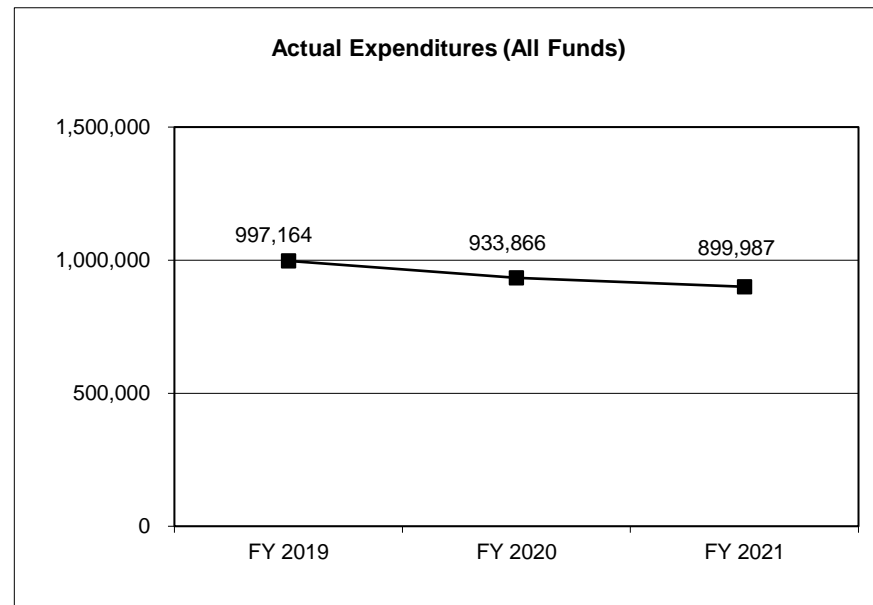
<b>Department of Commerce and Insurance</b> <b>Office of the Public Counsel</b> <b>Core - Office of the Public Counsel</b>	<b>Budget Unit</b> <u>42930C</u>  <b>HB Section</b> <u>7.550</u>																																																																																										
<b>1. CORE FINANCIAL SUMMARY</b>																																																																																											
<table style="width: 100%; border-collapse: collapse;"> <thead> <tr> <th></th> <th colspan="4" style="text-align: center; border-bottom: 1px solid black;">FY 2023 Budget Request</th> </tr> <tr> <th></th> <th style="text-align: center;">GR</th> <th style="text-align: center;">Federal</th> <th style="text-align: center;">Other</th> <th style="text-align: center;">Total</th> </tr> </thead> <tbody> <tr> <td><b>PS</b></td> <td style="text-align: right;">948,949</td> <td style="text-align: right;">0</td> <td style="text-align: right;">0</td> <td style="text-align: right;">948,949</td> </tr> <tr> <td><b>EE</b></td> <td style="text-align: right;">94,639</td> <td style="text-align: right;">0</td> <td style="text-align: right;">0</td> <td style="text-align: right;">94,639</td> </tr> <tr> <td><b>PSD</b></td> <td style="text-align: right;">0</td> <td style="text-align: right;">0</td> <td style="text-align: right;">0</td> <td style="text-align: right;">0</td> </tr> <tr> <td><b>TRF</b></td> <td style="text-align: right;">0</td> <td style="text-align: right;">0</td> <td style="text-align: right;">0</td> <td style="text-align: right;">0</td> </tr> <tr> <td><b>Total</b></td> <td style="text-align: right; border-top: 1px solid black; border-bottom: 3px double black;">1,043,588</td> <td style="text-align: right; border-top: 1px solid black; border-bottom: 3px double black;">0</td> <td style="text-align: right; border-top: 1px solid black; border-bottom: 3px double black;">0</td> <td style="text-align: right; border-top: 1px solid black; border-bottom: 3px double black;">1,043,588</td> </tr> <tr> <td><b>FTE</b></td> <td style="text-align: right;">16.00</td> <td style="text-align: right;">0.00</td> <td style="text-align: right;">0.00</td> <td style="text-align: right;">16.00</td> </tr> <tr> <td><b>Est. Fringe</b></td> <td style="text-align: right; border: 1px solid black;">554,840</td> <td style="text-align: right; border: 1px solid black;">0</td> <td style="text-align: right; border: 1px solid black;">0</td> <td style="text-align: right; border: 1px solid black;">554,840</td> </tr> </tbody> </table> <p style="font-size: small; margin-top: 5px;"><i>Note: Fringes budgeted in House Bill 5 except for certain fringes budgeted directly to MoDOT, Highway Patrol, and Conservation.</i></p>		FY 2023 Budget Request					GR	Federal	Other	Total	<b>PS</b>	948,949	0	0	948,949	<b>EE</b>	94,639	0	0	94,639	<b>PSD</b>	0	0	0	0	<b>TRF</b>	0	0	0	0	<b>Total</b>	1,043,588	0	0	1,043,588	<b>FTE</b>	16.00	0.00	0.00	16.00	<b>Est. Fringe</b>	554,840	0	0	554,840	<table style="width: 100%; border-collapse: collapse;"> <thead> <tr> <th></th> <th colspan="4" style="text-align: center; border-bottom: 1px solid black;">FY 2023 Governor's Recommendation</th> </tr> <tr> <th></th> <th style="text-align: center;">GR</th> <th style="text-align: center;">Fed</th> <th style="text-align: center;">Other</th> <th style="text-align: center;">Total</th> </tr> </thead> <tbody> <tr> <td><b>PS</b></td> <td style="text-align: right;">0</td> <td style="text-align: right;">0</td> <td style="text-align: right;">0</td> <td style="text-align: right;">0</td> </tr> <tr> <td><b>EE</b></td> <td style="text-align: right;">0</td> <td style="text-align: right;">0</td> <td style="text-align: right;">0</td> <td style="text-align: right;">0</td> </tr> <tr> <td><b>PSD</b></td> <td style="text-align: right;">0</td> <td style="text-align: right;">0</td> <td style="text-align: right;">0</td> <td style="text-align: right;">0</td> </tr> <tr> <td><b>TRF</b></td> <td style="text-align: right;">0</td> <td style="text-align: right;">0</td> <td style="text-align: right;">0</td> <td style="text-align: right;">0</td> </tr> <tr> <td><b>Total</b></td> <td style="text-align: right; border-top: 1px solid black; border-bottom: 3px double black;">0</td> <td style="text-align: right; border-top: 1px solid black; border-bottom: 3px double black;">0</td> <td style="text-align: right; border-top: 1px solid black; border-bottom: 3px double black;">0</td> <td style="text-align: right; border-top: 1px solid black; border-bottom: 3px double black;">0</td> </tr> <tr> <td><b>FTE</b></td> <td style="text-align: right;">0.00</td> <td style="text-align: right;">0.00</td> <td style="text-align: right;">0.00</td> <td style="text-align: right;">0.00</td> </tr> <tr> <td><b>Est. Fringe</b></td> <td style="text-align: right; border: 1px solid black;">0</td> <td style="text-align: right; border: 1px solid black;">0</td> <td style="text-align: right; border: 1px solid black;">0</td> <td style="text-align: right; border: 1px solid black;">0</td> </tr> </tbody> </table> <p style="font-size: small; margin-top: 5px;"><i>Note: Fringes budgeted in House Bill 5 except for certain fringes budgeted directly to MoDOT, Highway Patrol, and Conservation.</i></p>		FY 2023 Governor's Recommendation					GR	Fed	Other	Total	<b>PS</b>	0	0	0	0	<b>EE</b>	0	0	0	0	<b>PSD</b>	0	0	0	0	<b>TRF</b>	0	0	0	0	<b>Total</b>	0	0	0	0	<b>FTE</b>	0.00	0.00	0.00	0.00	<b>Est. Fringe</b>	0	0	0	0
	FY 2023 Budget Request																																																																																										
	GR	Federal	Other	Total																																																																																							
<b>PS</b>	948,949	0	0	948,949																																																																																							
<b>EE</b>	94,639	0	0	94,639																																																																																							
<b>PSD</b>	0	0	0	0																																																																																							
<b>TRF</b>	0	0	0	0																																																																																							
<b>Total</b>	1,043,588	0	0	1,043,588																																																																																							
<b>FTE</b>	16.00	0.00	0.00	16.00																																																																																							
<b>Est. Fringe</b>	554,840	0	0	554,840																																																																																							
	FY 2023 Governor's Recommendation																																																																																										
	GR	Fed	Other	Total																																																																																							
<b>PS</b>	0	0	0	0																																																																																							
<b>EE</b>	0	0	0	0																																																																																							
<b>PSD</b>	0	0	0	0																																																																																							
<b>TRF</b>	0	0	0	0																																																																																							
<b>Total</b>	0	0	0	0																																																																																							
<b>FTE</b>	0.00	0.00	0.00	0.00																																																																																							
<b>Est. Fringe</b>	0	0	0	0																																																																																							
Other Funds:	Other Funds:																																																																																										
<b>2. CORE DESCRIPTION</b>																																																																																											
<p>This core request will provide Office of the Public Counsel with sufficient expertise and resources to represent customers of regulated Missouri utility companies as well as to assist and inform Missourians with property rights concerns. This request funds attorneys and a technical staff that provide expert analysis and recommendations to the Public Service Commission (PSC) and in the courts. Public Counsel advocates for the interests of all residential and commercial consumers of investor-owned utilities in Missouri, with a particular focus on residential and small business consumers who have no other representation. The Public Counsel also has the authority to appeal PSC decisions through the court system when necessary to protect consumer interests. Through the ombudsman for property rights, Public Counsel provides guidance to individuals seeking information about the condemnation process. Further, due to investor-owned utilities becoming more involved with the legislative process, this has further required us to work with lawmakers to provide information and education on a number of topics.</p>																																																																																											
<b>3. PROGRAM LISTING (list programs included in this core funding)</b>																																																																																											
<p>Office of the Public Counsel</p> <p>(The Public Counsel is the statutory representative of utility consumers in cases before the Public Service Commission and in the courts, and provides guidance to individuals facing property rights issues.)</p>																																																																																											

# **CORE DECISION ITEM**

<b>Department of Commerce and Insurance</b>	<b>Budget Unit</b> <u>42930C</u>
<b>Office of the Public Counsel</b>	
<b>Core - Office of the Public Counsel</b>	<b>HB Section</b> <u>7.550</u>

## **4. FINANCIAL HISTORY**

	<b>FY 2019 Actual</b>	<b>FY 2020 Actual</b>	<b>FY 2021 Actual</b>	<b>FY 2022 Current Yr.</b>
Appropriation (All Funds)	1,171,194	1,019,868	1,033,966	1,043,588
Less Reverted (All Funds)	0	(30,596)	(31,019)	(31,307)
Less Restricted (All Funds)*	0	0	0	0
Budget Authority (All Funds)	1,171,194	989,272	1,002,947	1,012,281
Actual Expenditures (All Funds)	997,164	933,866	899,987	N/A
Unexpended (All Funds)	174,030	55,406	102,960	N/A
Unexpended, by Fund:				
General Revenue	0	55,406	102,960	N/A
Federal	0	0	0	N/A
Other	174,030	0	0	N/A
	(1)	(2)	(3)	



\*Current Year restricted amount is as of \_\_\_\_\_.

Reverted includes the statutory three percent reserve amount (when applicable).

Restricted includes any Governor's expenditure restrictions which remained at the end of the fiscal year (when applicable).

## **NOTES:**

(1) Actual Expenditures for FY 2019 provided by the Department of Economic Development.

(2) Unexpended amount is due to less than anticipated expenditures during the 3rd and 4th quarters of FY 2020 due to the COVID-19 Pandemic.

(3) Unexpended amount is due to less than anticipated expenditures during the majority of FY 2021 due to the COVID-19 Pandemic.

**CORE RECONCILIATION DETAIL**

**DEPT OF COMMERCE AND INSURANCE**  
**OFFICE OF PUBLIC COUNSEL**

**5. CORE RECONCILIATION DETAIL**

	<b>Budget Class</b>	<b>FTE</b>	<b>GR</b>	<b>Federal</b>	<b>Other</b>	<b>Total</b>	<b>Explanation</b>
<b>TAFP AFTER VETOES</b>							
	PS	16.00	948,949	0	0	948,949	
	EE	0.00	94,639	0	0	94,639	
	<b>Total</b>	<b>16.00</b>	<b>1,043,588</b>	<b>0</b>	<b>0</b>	<b>1,043,588</b>	
<b>DEPARTMENT CORE REQUEST</b>							
	PS	16.00	948,949	0	0	948,949	
	EE	0.00	94,639	0	0	94,639	
	<b>Total</b>	<b>16.00</b>	<b>1,043,588</b>	<b>0</b>	<b>0</b>	<b>1,043,588</b>	
<b>GOVERNOR'S RECOMMENDED CORE</b>							
	PS	16.00	948,949	0	0	948,949	
	EE	0.00	94,639	0	0	94,639	
	<b>Total</b>	<b>16.00</b>	<b>1,043,588</b>	<b>0</b>	<b>0</b>	<b>1,043,588</b>	

## DCI

## DECISION ITEM SUMMARY

Budget Unit								
Decision Item	FY 2021	FY 2021	FY 2022	FY 2022	FY 2023	FY 2023	*****	*****
Budget Object Summary	ACTUAL	ACTUAL	BUDGET	BUDGET	DEPT REQ	DEPT REQ	SECURED	SECURED
Fund	DOLLAR	FTE	DOLLAR	FTE	DOLLAR	FTE	COLUMN	COLUMN
<b>OFFICE OF PUBLIC COUNSEL</b>								
<b>CORE</b>								
PERSONAL SERVICES								
GENERAL REVENUE	834,904	12.46	948,949	16.00	948,949	16.00	0	0.00
TOTAL - PS	834,904	12.46	948,949	16.00	948,949	16.00	0	0.00
EXPENSE & EQUIPMENT								
GENERAL REVENUE	65,083	0.00	94,639	0.00	94,639	0.00	0	0.00
TOTAL - EE	65,083	0.00	94,639	0.00	94,639	0.00	0	0.00
<b>TOTAL</b>	<b>899,987</b>	<b>12.46</b>	<b>1,043,588</b>	<b>16.00</b>	<b>1,043,588</b>	<b>16.00</b>	<b>0</b>	<b>0.00</b>
<b>Pay Plan FY22-Cost to Continue - 0000013</b>								
PERSONAL SERVICES								
GENERAL REVENUE	0	0.00	0	0.00	9,398	0.00	0	0.00
TOTAL - PS	0	0.00	0	0.00	9,398	0.00	0	0.00
<b>TOTAL</b>	<b>0</b>	<b>0.00</b>	<b>0</b>	<b>0.00</b>	<b>9,398</b>	<b>0.00</b>	<b>0</b>	<b>0.00</b>
<b>GRAND TOTAL</b>	<b>\$899,987</b>	<b>12.46</b>	<b>\$1,043,588</b>	<b>16.00</b>	<b>\$1,052,986</b>	<b>16.00</b>	<b>\$0</b>	<b>0.00</b>

9/24/21 9:22

im\_disummary

## FLEXIBILITY REQUEST FORM

<b>BUDGET UNIT NUMBER:</b> 42930C <b>BUDGET UNIT NAME:</b> Office of the Public Counsel <b>HOUSE BILL SECTION:</b> 7.550	<b>DEPARTMENT:</b> Commerce and Insurance <b>DIVISION:</b> Office of the Public Counsel
--	--

**1. Provide the amount by fund of personal service flexibility and the amount by fund of expense and equipment flexibility you are requesting in dollar and percentage terms and explain why the flexibility is needed. If flexibility is being requested among divisions, provide the amount by fund of flexibility you are requesting in dollar and percentage terms and explain why the flexibility is needed.**

### DEPARTMENT REQUEST

The Office of the Public Counsel is requesting 10% flexibility between the Personal Service and/or Expense and Equipment appropriation. This increased flexibility is needed to ensure the office's ability to immediately address any identified operational modifications to ensure the provision of the highest quality services to Missourians. Because of the office's history of using most of the office's Personal Services and E&E appropriations each year, the added flexibility will allow the office to operate more efficiently.

Total - PS - \$948,949 \* 10% = \$94,895

Total - E&E - \$94,639 \* 10% = \$9,464

**2. Estimate how much flexibility will be used for the budget year. How much flexibility was used in the Prior Year Budget and the Current Year Budget? Please specify the amount.**

PRIOR YEAR ACTUAL AMOUNT OF FLEXIBILITY USED	CURRENT YEAR ESTIMATED AMOUNT OF FLEXIBILITY THAT WILL BE USED	BUDGET REQUEST ESTIMATED AMOUNT OF FLEXIBILITY THAT WILL BE USED
\$0	Expenditures in PS and E&E will differ annually based on needs to cover operational expenses, address emergency and changing situations, etc.	Expenditures in PS and E&E will differ annually based on needs to cover operational expenses, address emergency and changing situations, etc.

**3. Please explain how flexibility was used in the prior and/or current years.**

PRIOR YEAR EXPLAIN ACTUAL USE	CURRENT YEAR EXPLAIN PLANNED USE
Flexibility was not used in the prior year.	Flexibility has not been used in the current year, but any use this year would likely include using E&E to help our PS budget if necessary.

## DCI

## DECISION ITEM DETAIL

Budget Unit	FY 2021	FY 2021	FY 2022	FY 2022	FY 2023	FY 2023	*****	*****
Decision Item	ACTUAL	ACTUAL	BUDGET	BUDGET	DEPT REQ	DEPT REQ	SECURED	SECURED
Budget Object Class	DOLLAR	FTE	DOLLAR	FTE	DOLLAR	FTE	COLUMN	COLUMN
<b>OFFICE OF PUBLIC COUNSEL</b>								
<b>CORE</b>								
ADMIN OFFICE SUPPORT ASSISTANT	1,645	0.04	0	0.00	0	0.00	0	0.00
PUBLIC UTILITY ACCOUNTANT I	1,615	0.04	0	0.00	0	0.00	0	0.00
PUBLIC UTILITY ACCOUNTANT III	4,628	0.08	0	0.00	0	0.00	0	0.00
UTILITY REGULATORY MNGR, BAND1	3,219	0.04	0	0.00	0	0.00	0	0.00
DIVISION DIRECTOR	94,668	1.00	95,614	1.00	95,614	1.00	0	0.00
DESIGNATED PRINCIPAL ASST DIV	241,067	3.00	243,477	3.00	243,477	3.00	0	0.00
SENIOR COUNSEL	118,680	1.97	177,049	3.50	177,049	3.50	0	0.00
DEPUTY COUNSEL	74,652	1.00	75,399	1.00	75,399	1.00	0	0.00
MISCELLANEOUS PROFESSIONAL	39,301	0.49	39,911	0.50	39,911	0.50	0	0.00
ADMIN SUPPORT ASSISTANT	0	0.00	48,296	2.00	48,296	2.00	0	0.00
LEAD ADMIN SUPPORT ASSISTANT	37,825	0.96	39,865	1.00	39,865	1.00	0	0.00
UTILITY REGULATORY AUDITOR	37,138	0.96	39,141	1.00	39,141	1.00	0	0.00
SR UTILITY REGULATORY AUDITOR	106,435	1.92	112,174	2.00	112,174	2.00	0	0.00
UTILITY REGULATORY MANAGER	74,031	0.96	78,023	1.00	78,023	1.00	0	0.00
<b>TOTAL - PS</b>	<b>834,904</b>	<b>12.46</b>	<b>948,949</b>	<b>16.00</b>	<b>948,949</b>	<b>16.00</b>	<b>0</b>	<b>0.00</b>
TRAVEL, IN-STATE	0	0.00	5,324	0.00	5,324	0.00	0	0.00
TRAVEL, OUT-OF-STATE	0	0.00	9,369	0.00	9,369	0.00	0	0.00
SUPPLIES	32,229	0.00	21,431	0.00	21,431	0.00	0	0.00
PROFESSIONAL DEVELOPMENT	13,668	0.00	28,400	0.00	28,400	0.00	0	0.00
COMMUNICATION SERV & SUPP	6,474	0.00	5,600	0.00	5,600	0.00	0	0.00
PROFESSIONAL SERVICES	10,487	0.00	21,645	0.00	21,645	0.00	0	0.00
M&R SERVICES	767	0.00	1,000	0.00	1,000	0.00	0	0.00
COMPUTER EQUIPMENT	0	0.00	170	0.00	170	0.00	0	0.00
OFFICE EQUIPMENT	1,419	0.00	1,500	0.00	1,500	0.00	0	0.00
MISCELLANEOUS EXPENSES	39	0.00	200	0.00	200	0.00	0	0.00
<b>TOTAL - EE</b>	<b>65,083</b>	<b>0.00</b>	<b>94,639</b>	<b>0.00</b>	<b>94,639</b>	<b>0.00</b>	<b>0</b>	<b>0.00</b>
<b>GRAND TOTAL</b>	<b>\$899,987</b>	<b>12.46</b>	<b>\$1,043,588</b>	<b>16.00</b>	<b>\$1,043,588</b>	<b>16.00</b>	<b>\$0</b>	<b>0.00</b>
<b>GENERAL REVENUE</b>	<b>\$899,987</b>	<b>12.46</b>	<b>\$1,043,588</b>	<b>16.00</b>	<b>\$1,043,588</b>	<b>16.00</b>		<b>0.00</b>
<b>FEDERAL FUNDS</b>	<b>\$0</b>	<b>0.00</b>	<b>\$0</b>	<b>0.00</b>	<b>\$0</b>	<b>0.00</b>		<b>0.00</b>
<b>OTHER FUNDS</b>	<b>\$0</b>	<b>0.00</b>	<b>\$0</b>	<b>0.00</b>	<b>\$0</b>	<b>0.00</b>		<b>0.00</b>



**PROGRAM DESCRIPTION**

**Department of Commerce & Insurance**

**HB Section(s): 7.550**

**Office of the Public Counsel**

**Program is found in the following core budget(s): Office of the Public Counsel**

**1a. What strategic priority does this program address?**

- Provide help and educate stakeholders so they are better informed problem solvers
- Strengthen our regulatory relationships while ensuring a level playing field to protect and advocate for the general public
- Develop our team, reward great performance, and retain top talent
- Innovate to make it easier to connect and work with us

**1b. What does this program do?**

- The Office of the Public Counsel ("OPC") serves as an advocate for the residential and commercial ratepayers of Missouri's investor-owned public utilities and represents all consumers generally and the public generally in all proceedings before the Public Service Commission ("PSC") to secure safe and reliable utility service at an affordable price.
- The OPC appears on behalf of all consumers generally and the public generally in all actions which involve the validity of a rule, regulation, or order of the PSC concerning the legality of all rates, charges, regulations, and practices of all persons under its jurisdiction and initiates proceedings before the Commission or Appellate Court to correct any legality on the part of any such person.
- The OPC acts as a resource for the General Assembly and advocate for ratepayers in policy discussions.
- The OPC serves as the Office of the Ombudsman for Property Rights, assisting Missouri citizens by providing free consultations and helping them understand their property rights involving condemnation and eminent domain.

**2a. Provide an activity measure(s) for the program.**

<b>Ratepayers</b>	<b>FY 2019 Actual</b>	<b>FY 2020 Actual</b>	<b>FY 2021 Actual</b>	<b>FY 2022 Target</b>	<b>FY 2023 Target</b>	<b>FY 2024 Target</b>
Electric	2,052,615	2,029,760	2,049,410	2,069,248	2,089,278	2,109,502
Natural Gas	1,428,971	1,422,813	1,443,433	1,450,780	1,458,164	1,465,586
Water	491,598	492,792	489,879	491,069	492,262	493,458
Sewer	21,633	22,106	22,319	22,670	23,027	23,390
<b>Total</b>	<b>3,994,817</b>	<b>3,967,471</b>	<b>4,005,041</b>	<b>4,033,767</b>	<b>4,062,731</b>	<b>4,091,936</b>

Note 1: Table depicts the total number of residential and commercial utility customers broken down by industry type.

Note 2: Customer Numbers Source: MPSC Annual Reports.

Note 3: Telecommunication companies' customer counts have been excluded since OPC's activity largely relates to electric, natural gas, water and sewer services.

Note 4: Some Missouri households may be customers of more than one regulated utility.

## PROGRAM DESCRIPTION

Department of Commerce & Insurance

HB Section(s): 7.550

Office of the Public Counsel

Program is found in the following core budget(s): Office of the Public Counsel

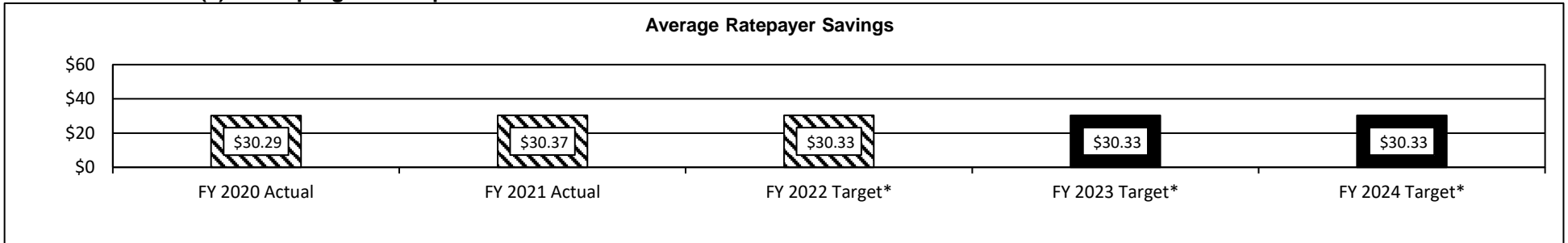
2b. Provide a measure(s) of the program's quality.

	FY 2020 Actual	FY 2021 Actual	FY 2022 Target	FY 2023 Target	FY 2024 Target
Ratepayer Savings (in MM)	\$120.10	\$121.66	\$120.88	\$120.88	\$120.88

Note 1: Figures reflect amount of ratepayer savings that can be quantifiably attributed to OPC advocacy before the PSC and in appeals from the PSC.

Note 2: FY 2022-FY 2024 targets are based on the average of FY 2020-FY 2021.

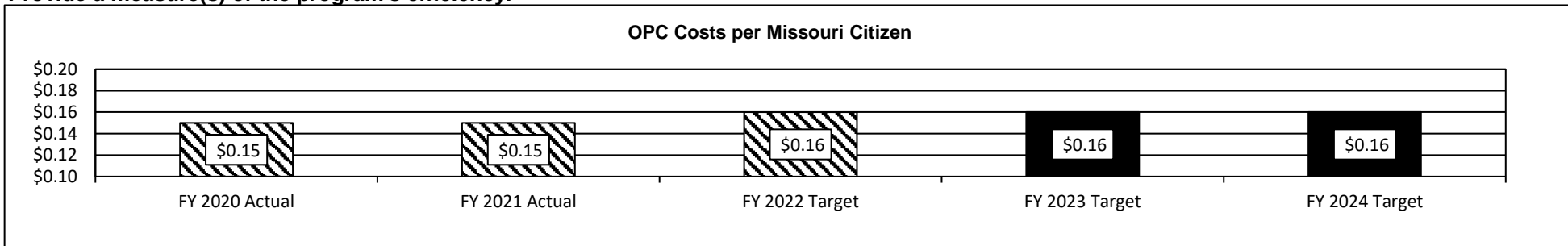
2c. Provide a measure(s) of the program's impact.



Note: Calculated by dividing total ratepayer savings by number of ratepayers.

\*FY 2022-FY 2024 targets are based on the average of FY 2020-FY 2021.

2d. Provide a measure(s) of the program's efficiency.



Note: Calculated by dividing OPC budget by number of Missouri citizens estimated by the U.S. Census Bureau on 7/1/19 (due to funding source of General Revenue).

## PROGRAM DESCRIPTION

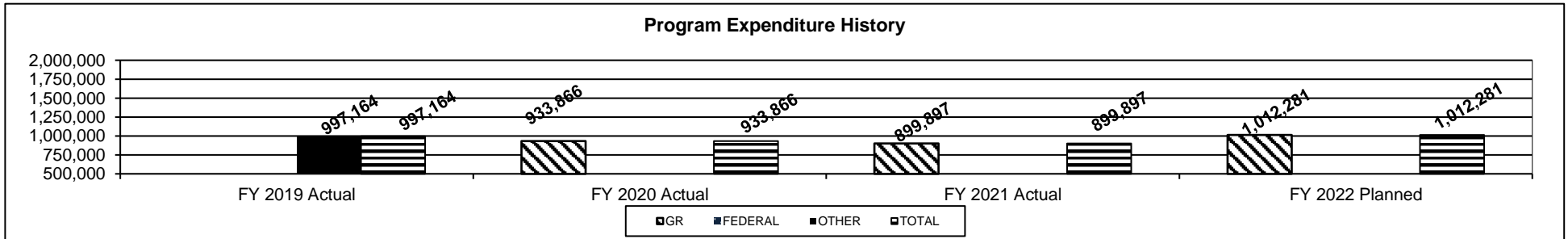
Department of Commerce & Insurance

HB Section(s): 7.550

Office of the Public Counsel

Program is found in the following core budget(s): Office of the Public Counsel

3. Provide actual expenditures for the prior three fiscal years and planned expenditures for the current fiscal year. *(Note: Amounts do not include fringe benefit costs.)*



Note: All FY 2020, FY 2021 and FY 2022 program funding is appropriated from General Revenue Fund.

4. What are the sources of the "Other " funds?

FY 2019 Public Service Commission Fund (0607).

5. What is the authorization for this program, i.e., federal or state statute, etc.? (Include the federal program number, if applicable.)

Sections 386.700, 386.710 and 523.277, RSMo.

6. Are there federal matching requirements? If yes, please explain.

N/A

7. Is this a federally mandated program? If yes, please explain.

No

## CORE DECISION ITEM

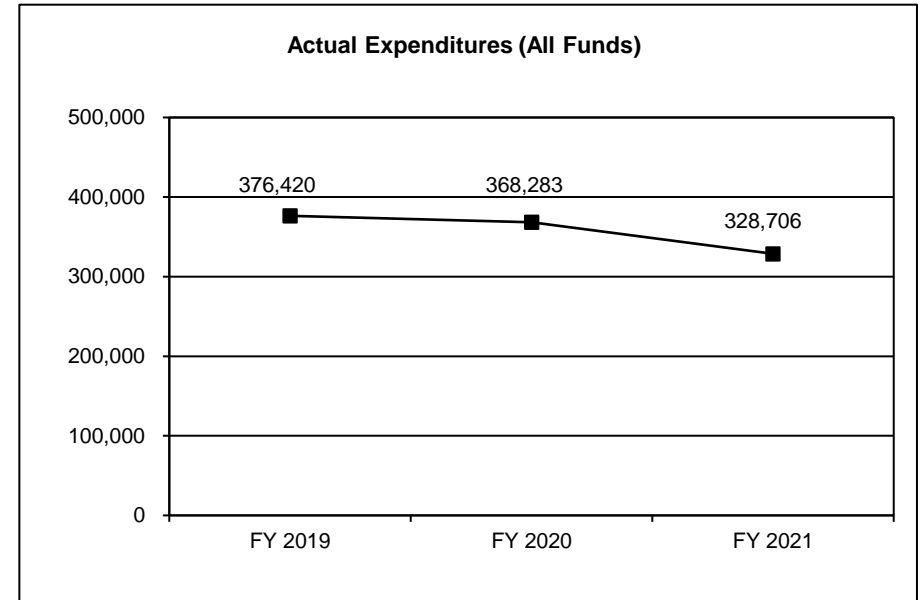
<b>Department of Commerce and Insurance</b>					<b>Budget Unit    42910C</b>				
<b>Public Service Commission-Manufactured Housing</b>					<b>HB Section    7.540</b>				
<b>Core - Manufactured Housing</b>									
<b>1. CORE FINANCIAL SUMMARY</b>									
<b>FY 2023 Budget Request</b>					<b>FY 2023 Governor's Recommendation</b>				
	<b>GR</b>	<b>Federal</b>	<b>Other</b>	<b>Total</b>		<b>GR</b>	<b>Fed</b>	<b>Other</b>	<b>Total</b>
<b>PS</b>	0	0	403,061	403,061	<b>PS</b>	0	0	0	0
<b>EE</b>	0	0	354,478	354,478	<b>EE</b>	0	0	0	0
<b>PSD</b>	0	0	252,000	252,000	<b>PSD</b>	0	0	0	0
<b>TRF</b>	0	0	0	0	<b>TRF</b>	0	0	0	0
<b>Total</b>	<b>0</b>	<b>0</b>	<b>1,009,539</b>	<b>1,009,539</b>	<b>Total</b>	<b>0</b>	<b>0</b>	<b>0</b>	<b>0</b>
<b>FTE</b>	<b>0.00</b>	<b>0.00</b>	<b>8.00</b>	<b>8.00</b>	<b>FTE</b>	<b>0.00</b>	<b>0.00</b>	<b>0.00</b>	<b>0.00</b>
<b>Est. Fringe</b>	0	0	253,482	253,482	<b>Est. Fringe</b>	0	0	0	0
<i>Note: Fringes budgeted in House Bill 5 except for certain fringes budgeted directly to MoDOT, Highway Patrol, and Conservation.</i>					<i>Note: Fringes budgeted in House Bill 5 except for certain fringes budgeted directly to MoDOT, Highway Patrol, and Conservation.</i>				
Other Funds:    Manufactured Housing Fund (0582) Manufactured Housing Consumer Recovery Fund (0909)					Other Funds:				
<b>2. CORE DESCRIPTION</b>									
<p>The Manufactured Housing Department, housed within the Public Service Commission, is required by statute (Section 700.010 - 700.692 RSMo) to: 1) annually register manufacturers and dealers of manufactured homes and modular units, and new manufactured home installers; 2) prescribe and enforce uniform construction standards for manufactured homes and modular units sold in the State of Missouri; 3) enforce manufactured home set up and tie-down requirements; and 4) administer the Consumer Recovery Fund established pursuant to SB 788. The Manufactured Housing Program acts as the State Administrative Agency (SAA) to the Federal Housing and Urban Development's Manufactured Housing Program in an effort to assure safe and affordable housing for consumers with emphasis on safety. The SAA provides this assurance by responding to consumer complaints, conducting manufactured home inspections and performing dealer lot inspections and manufacturing plant record reviews. It also provides installer and inspector training. These functions directly increase the number of manufactured homes that are code compliant and installed correctly, in addition to providing consumers with safe and adequate housing. The Program also enforces similar policies for the modular unit industry.</p>									
<b>3. PROGRAM LISTING (list programs included in this core funding)</b>									
Manufactured Housing Program									

# **CORE DECISION ITEM**

<b>Department of Commerce and Insurance</b>	<b>Budget Unit</b>	<b>42910C</b>
<b>Public Service Commission-Manufactured Housing</b>		
<b>Core - Manufactured Housing</b>	<b>HB Section</b>	<b>7.540</b>

## **4. FINANCIAL HISTORY**

	<b>FY 2019 Actual</b>	<b>FY 2020 Actual</b>	<b>FY 2021 Actual</b>	<b>FY 2022 Current Yr.</b>
Appropriation (All Funds)	938,014	958,175	975,542	1,009,539
Less Reverted (All Funds)	0	0	0	0
Less Restricted (All Funds)	0	0	0	0
Budget Authority (All Funds)	938,014	958,175	975,542	1,009,539
Actual Expenditures (All Funds)	376,420	368,283	328,706	N/A
Unexpended (All Funds)	561,594	589,892	646,836	N/A
Unexpended, by Fund:				
General Revenue	0	0	0	N/A
Federal	0	0	0	N/A
Other	561,594	589,892	646,836	N/A
	(1)	(2)	(3)	



Reverted includes the statutory three percent reserve amount (when applicable).

Restricted includes any Governor's expenditure restrictions which remained at the end of the fiscal year (when applicable).

## **NOTES:**

- (1) Actual Expenditures provided by the Department of Economic Development.
- (2) Unexpended amount is due to less than anticipated expense and equipment spending.
- (3) Unexpended amount is due to less than anticipated expense and equipment spending.

**CORE RECONCILIATION DETAIL**

**DEPT OF COMMERCE AND INSURANCE**  
**MANUFACTURED HOUSING**

**5. CORE RECONCILIATION DETAIL**

	<b>Budget Class</b>	<b>FTE</b>	<b>GR</b>	<b>Federal</b>	<b>Other</b>	<b>Total</b>	<b>Explanation</b>
<b>TAFP AFTER VETOES</b>							
	PS	8.00	0	0	403,061	403,061	
	EE	0.00	0	0	354,478	354,478	
	PD	0.00	0	0	252,000	252,000	
	<b>Total</b>	<b>8.00</b>	<b>0</b>	<b>0</b>	<b>1,009,539</b>	<b>1,009,539</b>	
<b>DEPARTMENT CORE REQUEST</b>							
	PS	8.00	0	0	403,061	403,061	
	EE	0.00	0	0	354,478	354,478	
	PD	0.00	0	0	252,000	252,000	
	<b>Total</b>	<b>8.00</b>	<b>0</b>	<b>0</b>	<b>1,009,539</b>	<b>1,009,539</b>	
<b>GOVERNOR'S RECOMMENDED CORE</b>							
	PS	8.00	0	0	403,061	403,061	
	EE	0.00	0	0	354,478	354,478	
	PD	0.00	0	0	252,000	252,000	
	<b>Total</b>	<b>8.00</b>	<b>0</b>	<b>0</b>	<b>1,009,539</b>	<b>1,009,539</b>	

## DCI

## DECISION ITEM SUMMARY

Budget Unit								
Decision Item	FY 2021	FY 2021	FY 2022	FY 2022	FY 2023	FY 2023	*****	*****
Budget Object Summary	ACTUAL	ACTUAL	BUDGET	BUDGET	DEPT REQ	DEPT REQ	SECURED	SECURED
Fund	DOLLAR	FTE	DOLLAR	FTE	DOLLAR	FTE	COLUMN	COLUMN
<b>MANUFACTURED HOUSING</b>								
<b>CORE</b>								
PERSONAL SERVICES								
MANUFACTURED HOUSING FUND	252,572	5.59	403,061	8.00	403,061	8.00	0	0.00
TOTAL - PS	252,572	5.59	403,061	8.00	403,061	8.00	0	0.00
EXPENSE & EQUIPMENT								
MANUFACTURED HOUSING FUND	56,134	0.00	354,478	0.00	354,478	0.00	0	0.00
TOTAL - EE	56,134	0.00	354,478	0.00	354,478	0.00	0	0.00
PROGRAM-SPECIFIC								
MANUFACTURED HOUSING FUND	20,000	0.00	60,000	0.00	60,000	0.00	0	0.00
MANUFACTURED HOUS CONS RECOVERY	0	0.00	192,000	0.00	192,000	0.00	0	0.00
TOTAL - PD	20,000	0.00	252,000	0.00	252,000	0.00	0	0.00
<b>TOTAL</b>	<b>328,706</b>	<b>5.59</b>	<b>1,009,539</b>	<b>8.00</b>	<b>1,009,539</b>	<b>8.00</b>	<b>0</b>	<b>0.00</b>
<b>Pay Plan FY22-Cost to Continue - 0000013</b>								
PERSONAL SERVICES								
MANUFACTURED HOUSING FUND	0	0.00	0	0.00	3,991	0.00	0	0.00
TOTAL - PS	0	0.00	0	0.00	3,991	0.00	0	0.00
<b>TOTAL</b>	<b>0</b>	<b>0.00</b>	<b>0</b>	<b>0.00</b>	<b>3,991</b>	<b>0.00</b>	<b>0</b>	<b>0.00</b>
<b>GRAND TOTAL</b>	<b>\$328,706</b>	<b>5.59</b>	<b>\$1,009,539</b>	<b>8.00</b>	<b>\$1,013,530</b>	<b>8.00</b>	<b>\$0</b>	<b>0.00</b>

9/24/21 9:22

im\_disummary

## DCI

## DECISION ITEM DETAIL

Budget Unit	FY 2021	FY 2021	FY 2022	FY 2022	FY 2023	FY 2023	*****	*****
Decision Item	ACTUAL	ACTUAL	BUDGET	BUDGET	DEPT REQ	DEPT REQ	SECURED	SECURED
Budget Object Class	DOLLAR	FTE	DOLLAR	FTE	DOLLAR	FTE	COLUMN	COLUMN
<b>MANUFACTURED HOUSING</b>								
<b>CORE</b>								
ADMIN OFFICE SUPPORT ASSISTANT	1,507	0.04	0	0.00	0	0.00	0	0.00
SR OFFICE SUPPORT ASSISTANT	1,071	0.03	0	0.00	0	0.00	0	0.00
MANUFACTURED HSNG INSP II	3,606	0.08	0	0.00	0	0.00	0	0.00
MANUFACTURED HSNG INSP SUPV	2,159	0.04	0	0.00	0	0.00	0	0.00
UTILITY REGULATORY MNGR, BAND1	2,456	0.04	0	0.00	0	0.00	0	0.00
ADMIN SUPPORT ASSISTANT	18,048	0.56	32,499	1.00	32,499	1.00	0	0.00
LEAD ADMIN SUPPORT ASSISTANT	34,663	0.96	36,527	1.00	36,527	1.00	0	0.00
SAFETY INSPECTOR	0	0.00	99,990	2.00	99,990	2.00	0	0.00
SENIOR SAFETY INSPECTOR	82,930	1.92	120,819	2.00	120,819	2.00	0	0.00
COMPLIANCE INSPECTION SPV	49,651	0.96	53,706	1.00	53,706	1.00	0	0.00
REGULATORY COMPLIANCE MANAGER	56,481	0.96	59,520	1.00	59,520	1.00	0	0.00
<b>TOTAL - PS</b>	<b>252,572</b>	<b>5.59</b>	<b>403,061</b>	<b>8.00</b>	<b>403,061</b>	<b>8.00</b>	<b>0</b>	<b>0.00</b>
TRAVEL, IN-STATE	2,861	0.00	10,012	0.00	10,012	0.00	0	0.00
TRAVEL, OUT-OF-STATE	0	0.00	2,000	0.00	2,000	0.00	0	0.00
SUPPLIES	9,849	0.00	25,000	0.00	25,000	0.00	0	0.00
PROFESSIONAL DEVELOPMENT	5,497	0.00	6,746	0.00	6,746	0.00	0	0.00
COMMUNICATION SERV & SUPP	4,933	0.00	20,000	0.00	20,000	0.00	0	0.00
PROFESSIONAL SERVICES	2,771	0.00	50,000	0.00	50,000	0.00	0	0.00
M&R SERVICES	29,621	0.00	68,000	0.00	68,000	0.00	0	0.00
COMPUTER EQUIPMENT	446	0.00	163,948	0.00	163,948	0.00	0	0.00
OFFICE EQUIPMENT	0	0.00	2,270	0.00	2,270	0.00	0	0.00
OTHER EQUIPMENT	0	0.00	3,500	0.00	3,500	0.00	0	0.00
PROPERTY & IMPROVEMENTS	0	0.00	1	0.00	1	0.00	0	0.00
BUILDING LEASE PAYMENTS	0	0.00	1	0.00	1	0.00	0	0.00
EQUIPMENT RENTALS & LEASES	0	0.00	1,000	0.00	1,000	0.00	0	0.00
MISCELLANEOUS EXPENSES	156	0.00	2,000	0.00	2,000	0.00	0	0.00
<b>TOTAL - EE</b>	<b>56,134</b>	<b>0.00</b>	<b>354,478</b>	<b>0.00</b>	<b>354,478</b>	<b>0.00</b>	<b>0</b>	<b>0.00</b>
PROGRAM DISTRIBUTIONS	20,000	0.00	242,000	0.00	242,000	0.00	0	0.00



## DCI

## DECISION ITEM DETAIL

Budget Unit	FY 2021	FY 2021	FY 2022	FY 2022	FY 2023	FY 2023	*****	*****
Decision Item	ACTUAL	ACTUAL	BUDGET	BUDGET	DEPT REQ	DEPT REQ	SECURED	SECURED
Budget Object Class	DOLLAR	FTE	DOLLAR	FTE	DOLLAR	FTE	COLUMN	COLUMN
<b>MANUFACTURED HOUSING</b>								
<b>CORE</b>								
REFUNDS	0	0.00	10,000	0.00	10,000	0.00	0	0.00
<b>TOTAL - PD</b>	<b>20,000</b>	<b>0.00</b>	<b>252,000</b>	<b>0.00</b>	<b>252,000</b>	<b>0.00</b>	<b>0</b>	<b>0.00</b>
<b>GRAND TOTAL</b>	<b>\$328,706</b>	<b>5.59</b>	<b>\$1,009,539</b>	<b>8.00</b>	<b>\$1,009,539</b>	<b>8.00</b>	<b>\$0</b>	<b>0.00</b>
GENERAL REVENUE	\$0	0.00	\$0	0.00	\$0	0.00		0.00
FEDERAL FUNDS	\$0	0.00	\$0	0.00	\$0	0.00		0.00
OTHER FUNDS	\$328,706	5.59	\$1,009,539	8.00	\$1,009,539	8.00		0.00

## PROGRAM DESCRIPTION

Department of Commerce and Insurance

HB Section(s): 7.540

Manufactured Housing Program

Program is found in the following core budget(s): **Manufactured Housing**

### 1a. What strategic priority does this program address?

- Strengthen our regulatory relationships while ensuring a level playing field to protect and advocate for the general public

### 1b. What does this program do?

- Register manufacturers, dealers and installers of new manufactured homes and modular units;
- Prescribe and enforce uniform construction standards for manufactured homes and modular units sold in the State of Missouri through inspections and investigations; train and license installers conducting business within Missouri; and
- Administer the Consumer Recovery Fund pursuant to SB 788.

### 2a. Provide an activity measure(s) for the program.

	FY 2019 Actual	FY 2020 Actual	FY 2021 Actual	FY 2022 Target	FY 2023 Target	FY 2024 Target
Number of Inspections Performed	668	496	436	550	575	600

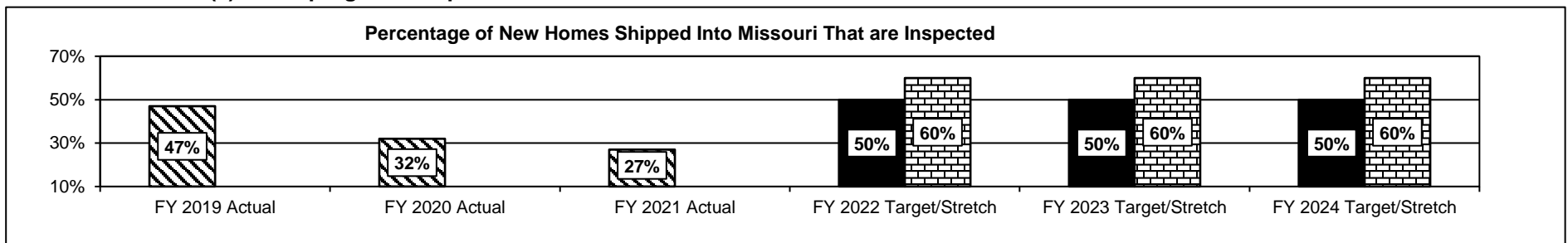
Note 1: FY2020 and FY2021 numbers are down due to the COVID-19 Pandemic restrictions and the unit has been operating with three field inspectors as opposed to four.

### 2b. Provide a measure(s) of the program's quality.

	FY 2019 Actual	FY 2020 Actual	FY 2021 Actual	FY 2022 Target	FY 2023 Target	FY 2024 Target
Average Number of Re-Inspections per Complaint	4.5	3.9	4	5	5	5

Note 1: Re-inspections are performed to verify that all identified deficiencies have been corrected. Projection is based on a less than 1% re-inspection rate.

### 2c. Provide a measure(s) of the program's impact.



Note 1: FY2020 and FY2021 numbers are down due to the COVID-19 Pandemic restrictions and the unit has been operating with three field inspectors as opposed to four.

Note 2: Base targets are near typical prior year actuals; Stretch targets represent a 10% increase.

## PROGRAM DESCRIPTION

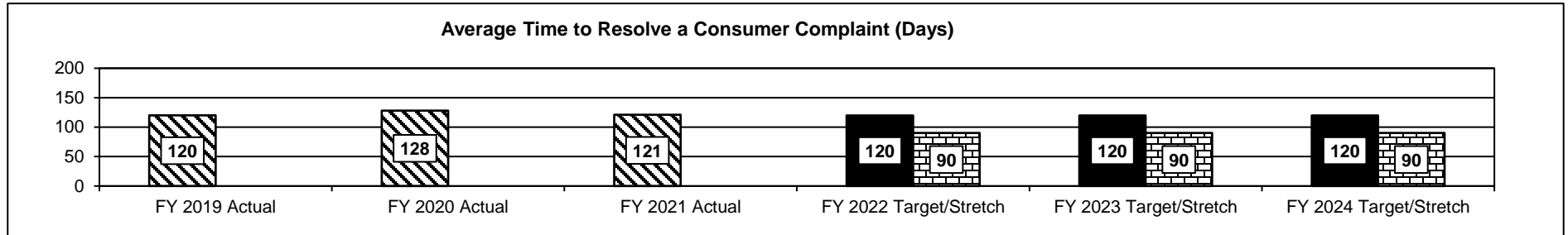
Department of Commerce and Insurance

HB Section(s): 7.540

Manufactured Housing Program

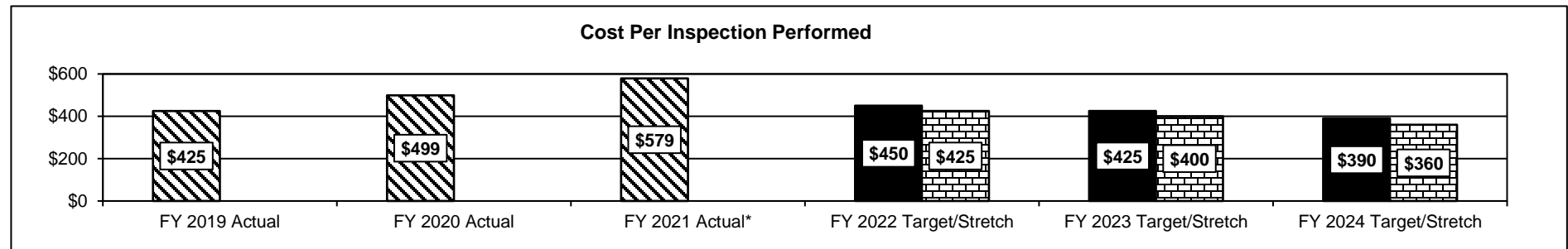
Program is found in the following core budget(s): Manufactured Housing

2c. Provide a measure(s) of the program's impact. (cont.)



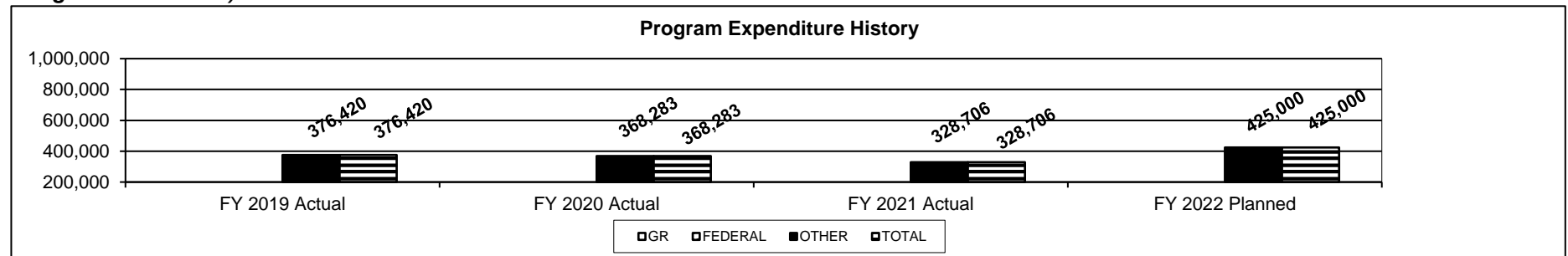
Note 1: Base targets are near the three year average of actuals.

2d. Provide a measure(s) of the program's efficiency.



\*The FY 2021 increase is due to an unfilled FTE vacancy, causing larger average travel costs.

3. Provide actual expenditures for the prior three fiscal years and planned expenditures for the current fiscal year. (Note: Amounts do not include fringe benefit costs.)



PROGRAM DESCRIPTION	
<b>Department of Commerce and Insurance</b>	<b>HB Section(s):</b> <u>7.540</u>
<b>Manufactured Housing Program</b>	
<b>Program is found in the following core budget(s):</b> <u>Manufactured Housing</u>	
<p><b>4. What are the sources of the "Other " funds?</b></p> <p style="margin-left: 40px;">Manufactured Housing Fund (0582)</p>	
<p><b>5. What is the authorization for this program, i.e., federal or state statute, etc.? (Include the federal program number, if applicable.)</b></p> <p style="margin-left: 40px;">Chapter 700, Sections 700.010 - 700.692 RSMo</p>	
<p><b>6. Are there federal matching requirements? If yes, please explain.</b></p> <p style="margin-left: 40px;">N/A</p>	
<p><b>7. Is this a federally mandated program? If yes, please explain.</b></p> <p style="margin-left: 40px;">No, but as the State Administrative Agency for the Federal Housing and Urban Development (HUD) program all of the state regulations fulfill Federal Requirements.</p>	

## CORE DECISION ITEM

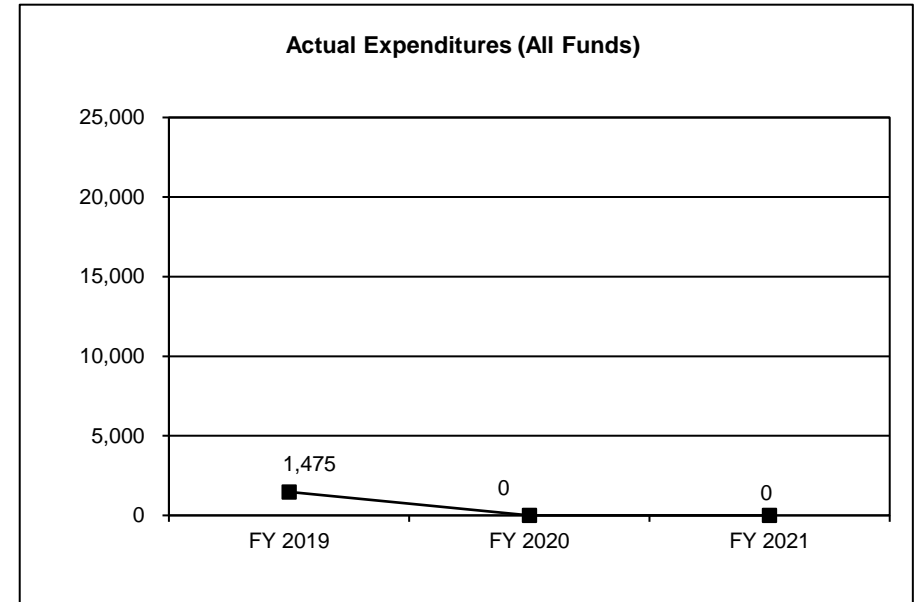
<b>Department of Commerce and Insurance</b>					<b>Budget Unit</b> <u>42920C</u>				
<b>Public Service Commission-Manufactured Housing</b>									
<b>Core - Manufactured Housing Consumer Recovery Transfer</b>					<b>HB Section</b> <u>7.545</u>				
<b>1. CORE FINANCIAL SUMMARY</b>									
<b>FY 2023 Budget Request</b>					<b>FY 2023 Governor's Recommendation</b>				
	<b>GR</b>	<b>Federal</b>	<b>Other</b>	<b>Total</b>		<b>GR</b>	<b>Fed</b>	<b>Other</b>	<b>Total</b>
<b>PS</b>	0	0	0	0	<b>PS</b>	0	0	0	0
<b>EE</b>	0	0	0	0	<b>EE</b>	0	0	0	0
<b>PSD</b>	0	0	0	0	<b>PSD</b>	0	0	0	0
<b>TRF</b>	0	0	192,000	192,000	<b>TRF</b>	0	0	0	0
<b>Total</b>	<b>0</b>	<b>0</b>	<b>192,000</b>	<b>192,000</b>	<b>Total</b>	<b>0</b>	<b>0</b>	<b>0</b>	<b>0</b>
<b>FTE</b>	<b>0.00</b>	<b>0.00</b>	<b>0.00</b>	<b>0.00</b>	<b>FTE</b>	<b>0.00</b>	<b>0.00</b>	<b>0.00</b>	<b>0.00</b>
<b>Est. Fringe</b>	0	0	0	0	<b>Est. Fringe</b>	0	0	0	0
<i>Note: Fringes budgeted in House Bill 5 except for certain fringes budgeted directly to MoDOT, Highway Patrol, and Conservation.</i>					<i>Note: Fringes budgeted in House Bill 5 except for certain fringes budgeted directly to MoDOT, Highway Patrol, and Conservation.</i>				
Other Funds:     Manufactured Housing Fund (0582)					Other Funds:				
<b>2. CORE DESCRIPTION</b>									
<p>The Manufactured Housing Consumer Recovery Fund was created in SCS SB 788, signed by the Governor on July 10, 2008. It became effective August 28, 2008. Section 700.041 establishes the "Manufactured Housing Customer Recovery Fund" for the purposes of paying consumer claims pursuant to the procedures the PSC promulgates by rule. (See 20 CSR 4240-126.010 and 20 CSR 4240-126.020.) The law provides that no claims shall be considered by the commission before all other legal remedies have been exhausted.</p> <p>Without a fund transfer from the Manufactured Housing Fund, the Recovery Fund cannot be used for its statutory purpose.</p>									
<b>3. PROGRAM LISTING (list programs included in this core funding)</b>									
Manufactured Housing Program									

# **CORE DECISION ITEM**

<b>Department of Commerce and Insurance</b>	<b>Budget Unit</b>	<b>42920C</b>
<b>Public Service Commission-Manufactured Housing</b>		
<b>Core - Manufactured Housing Consumer Recovery Transfer</b>	<b>HB Section</b>	<b>7.545</b>

## **4. FINANCIAL HISTORY**

	<b>FY 2019 Actual</b>	<b>FY 2020 Actual</b>	<b>FY 2021 Actual</b>	<b>FY 2022 Current Yr.</b>
Appropriation (All Funds)	192,000	192,000	192,000	192,000
Less Reverted (All Funds)	0	0	0	0
Less Restricted (All Funds)	0	0	0	0
Budget Authority (All Funds)	192,000	192,000	192,000	192,000
Actual Expenditures (All Funds)	1,475	0	0	N/A
Unexpended (All Funds)	190,525	192,000	192,000	N/A
Unexpended, by Fund:				
General Revenue	0	0	0	N/A
Federal	0	0	0	N/A
Other	190,525	192,000	192,000	N/A
	(1)	(2)	(3)	



Reverted includes the statutory three percent reserve amount (when applicable).

Restricted includes any Governor's expenditure restrictions which remained at the end of the fiscal year (when applicable).

### **NOTES:**

(1) Actual Expenditures provided by the Department of Economic Development.

(2) No transfer necessary in FY 2020.

(3) No transfer necessary in FY 2021.

**CORE RECONCILIATION DETAIL**

**DEPT OF COMMERCE AND INSURANCE**  
**MANUF HOUSING CONSUMER RC TRF**

**5. CORE RECONCILIATION DETAIL**

	<b>Budget Class</b>	<b>FTE</b>	<b>GR</b>	<b>Federal</b>	<b>Other</b>	<b>Total</b>	<b>Explanation</b>
<b>TAFP AFTER VETOES</b>							
	TRF	0.00	0	0	192,000	192,000	
	<b>Total</b>	<b>0.00</b>	<b>0</b>	<b>0</b>	<b>192,000</b>	<b>192,000</b>	
<b>DEPARTMENT CORE REQUEST</b>							
	TRF	0.00	0	0	192,000	192,000	
	<b>Total</b>	<b>0.00</b>	<b>0</b>	<b>0</b>	<b>192,000</b>	<b>192,000</b>	
<b>GOVERNOR'S RECOMMENDED CORE</b>							
	TRF	0.00	0	0	192,000	192,000	
	<b>Total</b>	<b>0.00</b>	<b>0</b>	<b>0</b>	<b>192,000</b>	<b>192,000</b>	

# DCI

# DECISION ITEM SUMMARY

Budget Unit								
Decision Item	FY 2021	FY 2021	FY 2022	FY 2022	FY 2023	FY 2023	*****	*****
Budget Object Summary	ACTUAL	ACTUAL	BUDGET	BUDGET	DEPT REQ	DEPT REQ	SECURED	SECURED
Fund	DOLLAR	FTE	DOLLAR	FTE	DOLLAR	FTE	COLUMN	COLUMN
<b>MANUF HOUSING CONSUMER RC TRF</b>								
<b>CORE</b>								
FUND TRANSFERS								
MANUFACTURED HOUSING FUND	0	0.00	192,000	0.00	192,000	0.00	0	0.00
TOTAL - TRF	0	0.00	192,000	0.00	192,000	0.00	0	0.00
<b>TOTAL</b>	<b>0</b>	<b>0.00</b>	<b>192,000</b>	<b>0.00</b>	<b>192,000</b>	<b>0.00</b>	<b>0</b>	<b>0.00</b>
<b>GRAND TOTAL</b>	<b>\$0</b>	<b>0.00</b>	<b>\$192,000</b>	<b>0.00</b>	<b>\$192,000</b>	<b>0.00</b>	<b>\$0</b>	<b>0.00</b>

9/24/21 9:22

im\_disummary



# DCI

# DECISION ITEM DETAIL

Budget Unit	FY 2021	FY 2021	FY 2022	FY 2022	FY 2023	FY 2023	*****	*****
Decision Item	ACTUAL	ACTUAL	BUDGET	BUDGET	DEPT REQ	DEPT REQ	SECURED	SECURED
Budget Object Class	DOLLAR	FTE	DOLLAR	FTE	DOLLAR	FTE	COLUMN	COLUMN
<b>MANUF HOUSING CONSUMER RC TRF</b>								
<b>CORE</b>								
TRANSFERS OUT	0	0.00	192,000	0.00	192,000	0.00	0	0.00
<b>TOTAL - TRF</b>	<b>0</b>	<b>0.00</b>	<b>192,000</b>	<b>0.00</b>	<b>192,000</b>	<b>0.00</b>	<b>0</b>	<b>0.00</b>
<b>GRAND TOTAL</b>	<b>\$0</b>	<b>0.00</b>	<b>\$192,000</b>	<b>0.00</b>	<b>\$192,000</b>	<b>0.00</b>	<b>\$0</b>	<b>0.00</b>
<b>GENERAL REVENUE</b>								
	<b>\$0</b>	<b>0.00</b>	<b>\$0</b>	<b>0.00</b>	<b>\$0</b>	<b>0.00</b>		<b>0.00</b>
<b>FEDERAL FUNDS</b>								
	<b>\$0</b>	<b>0.00</b>	<b>\$0</b>	<b>0.00</b>	<b>\$0</b>	<b>0.00</b>		<b>0.00</b>
<b>OTHER FUNDS</b>								
	<b>\$0</b>	<b>0.00</b>	<b>\$192,000</b>	<b>0.00</b>	<b>\$192,000</b>	<b>0.00</b>		<b>0.00</b>

## PROGRAM DESCRIPTION

Department of Commerce and Insurance

HB Section(s): 7.545

Manufactured Housing Program

Program is found in the following core budget(s): **Manufactured Housing Program, Manufactured Housing Consumer Recovery Fund Transfer**

**1a. What strategic priority does this program address?**

See Manufactured Housing program description.

**1b. What does this program do?**

- Establishes the "Manufactured Housing Customer Recovery Fund" for the purpose of paying consumer claims resulting from violations of state rules and regulations (See 20 CSR 4240-126.010 and 20 CSR 4240-126.020.).
- Provides a process for the Commission to investigate each claim to determine if all legal remedies have been exhausted.
- Provides a process and fund for payment on consumer claims once the Commission determines all other legal remedies have been exhausted.

**2a. Provide an activity measure(s) for the program.**

For performance measures, see Manufactured Housing program description.

**2b. Provide a measure(s) of the program's quality.**

For performance measures, see Manufactured Housing program description.

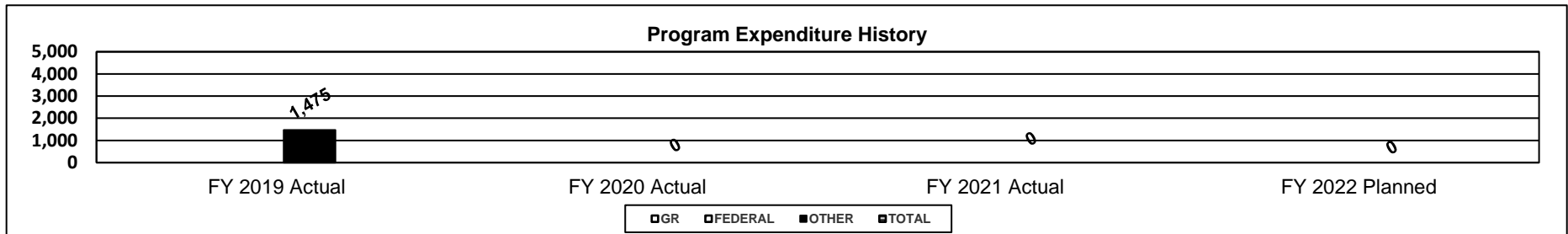
**2c. Provide a measure(s) of the program's impact.**

For performance measures, see Manufactured Housing program description.

**2d. Provide a measure(s) of the program's efficiency.**

For performance measures, see Manufactured Housing program description.

**3. Provide actual expenditures for the prior three fiscal years and planned expenditures for the current fiscal year. (Note: Amounts do not include fringe benefit costs.)**



**4. What are the sources of the "Other " funds?**

Transfer from Manufactured Housing Fund (0582)

**5. What is the authorization for this program, i.e., federal or state statute, etc.? (Include the federal program number, if applicable.)**

Chapter 700, Sections 700.041 RSMo

**6. Are there federal matching requirements? If yes, please explain.**

N/A

**7. Is this a federally mandated program? If yes, please explain.**

No

# CORE DECISION ITEM

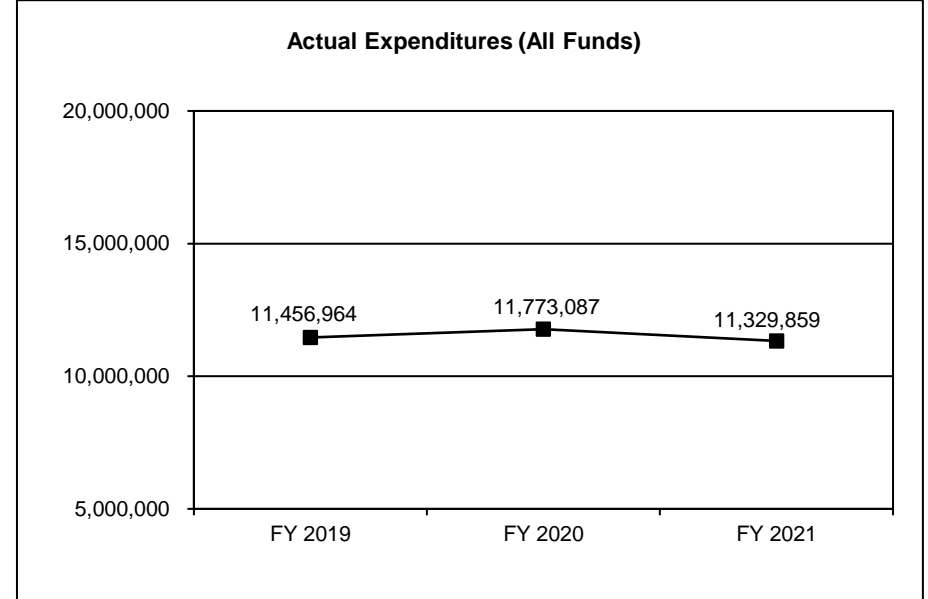
Department of Commerce and Insurance					Budget Unit					42940C									
Public Service Commission																			
Core - Public Service Commission Regulatory										HB Section					7.555				
1. CORE FINANCIAL SUMMARY																			
FY 2023 Budget Request										FY 2023 Governor's Recommendation									
		GR		Federal		Other		Total				GR		Fed		Other		Total	
PS		0		0		11,682,468		11,682,468		PS		0		0		0		0	
EE		0		0		2,287,016		2,287,016		EE		0		0		0		0	
PSD		0		0		10,000		10,000		PSD		0		0		0		0	
TRF		0		0		0		0		TRF		0		0		0		0	
Total		0		0		13,979,484		13,979,484		Total		0		0		0		0	
FTE		0.00		0.00		191.00		191.00		FTE		0.00		0.00		0.00		0.00	
Est. Fringe		0		0		6,742,190		6,742,190		Est. Fringe		0		0		0		0	
Note: Fringes budgeted in House Bill 5 except for certain fringes budgeted directly to MoDOT, Highway Patrol, and Conservation.										Note: Fringes budgeted in House Bill 5 except for certain fringes budgeted directly to MoDOT, Highway Patrol, and Conservation.									
Other Funds: Public Service Commission Fund (0607)										Other Funds:									
2. CORE DESCRIPTION																			
The Missouri Public Service Commission has the statutory responsibility of ensuring that consumers receive adequate amounts of safely delivered and reasonably priced utility services at rates that will provide the utility companies' shareholders the opportunity to earn a reasonable return on their investment. The Commission must balance a variety of often competing private interests to ensure the overall public interest. Much of the Commission's work is conducted through formal contested case hearings, similar to court proceedings. The primary statutory provisions governing the Commission are contained in Chapters 386, 392, and 393 RSMo. The Commission regulates the rates and practices of investor-owned local telephone, water, sewer, gas, steam/heat and electric companies. The Commission also issues video service authorizations to entities that meet statutory requirements and registers providers of Voice-Over-Internet (VoIP) communications service.																			
3. PROGRAM LISTING (list programs included in this core funding)																			
Public Service Commission (PSC) Regulatory Core, which includes PSC Administration, video service authorization and VoIP provider registration.																			

**CORE DECISION ITEM**

<b>Department of Commerce and Insurance</b>	<b>Budget Unit</b>	<b>42940C</b>
<b>Public Service Commission</b>		
<b>Core - Public Service Commission Regulatory</b>	<b>HB Section</b>	<b>7.555</b>

**4. FINANCIAL HISTORY**

	<b>FY 2019 Actual</b>	<b>FY 2020 Actual</b>	<b>FY 2021 Actual</b>	<b>FY 2022 Current Yr.</b>
Appropriation (All Funds)	13,504,769	13,694,202	13,861,826	13,979,484
Less Reverted (All Funds)	0	0	0	0
Less Restricted (All Funds)	0	0	0	0
Budget Authority (All Funds)	13,504,769	13,694,202	13,861,826	13,979,484
Actual Expenditures (All Funds)	11,456,964	11,773,087	11,329,859	N/A
Unexpended (All Funds)	2,047,805	1,921,115	2,531,967	N/A
Unexpended, by Fund:				
General Revenue	0	0	0	N/A
Federal	0	0	0	N/A
Other	2,047,805	1,921,115	2,531,967	N/A
	(1)	(2)	(3)	



Reverted includes the statutory three percent reserve amount (when applicable).

Restricted includes any Governor's expenditure restrictions which remained at the end of the fiscal year (when applicable).

**NOTES:**

- (1) Actual Expenditures provided by the Department of Economic Development.
- (2) Unexpended amount is primarily due to employee turnover, vacancies, and various cost containment measures implemented within the agency.
- (3) Unexpended amount is primarily due to employee turnover, vacancies, various cost containment measures implemented within the agency and the COVID-19 Pandemic.

**CORE RECONCILIATION DETAIL**

**DEPT OF COMMERCE AND INSURANCE**  
**PUBLIC SERVICE COMMISSION**

**5. CORE RECONCILIATION DETAIL**

	<b>Budget Class</b>	<b>FTE</b>	<b>GR</b>	<b>Federal</b>	<b>Other</b>	<b>Total</b>	<b>Explanation</b>
<b>TAFP AFTER VETOES</b>							
	PS	191.00	0	0	11,682,468	11,682,468	
	EE	0.00	0	0	2,287,016	2,287,016	
	PD	0.00	0	0	10,000	10,000	
	<b>Total</b>	<b>191.00</b>	<b>0</b>	<b>0</b>	<b>13,979,484</b>	<b>13,979,484</b>	
<b>DEPARTMENT CORE REQUEST</b>							
	PS	191.00	0	0	11,682,468	11,682,468	
	EE	0.00	0	0	2,287,016	2,287,016	
	PD	0.00	0	0	10,000	10,000	
	<b>Total</b>	<b>191.00</b>	<b>0</b>	<b>0</b>	<b>13,979,484</b>	<b>13,979,484</b>	
<b>GOVERNOR'S RECOMMENDED CORE</b>							
	PS	191.00	0	0	11,682,468	11,682,468	
	EE	0.00	0	0	2,287,016	2,287,016	
	PD	0.00	0	0	10,000	10,000	
	<b>Total</b>	<b>191.00</b>	<b>0</b>	<b>0</b>	<b>13,979,484</b>	<b>13,979,484</b>	

## DCI

## DECISION ITEM SUMMARY

Budget Unit								
Decision Item	FY 2021	FY 2021	FY 2022	FY 2022	FY 2023	FY 2023	*****	*****
Budget Object Summary	ACTUAL	ACTUAL	BUDGET	BUDGET	DEPT REQ	DEPT REQ	SECURED	SECURED
Fund	DOLLAR	FTE	DOLLAR	FTE	DOLLAR	FTE	COLUMN	COLUMN
<b>PUBLIC SERVICE COMMISSION</b>								
<b>CORE</b>								
PERSONAL SERVICES								
PUBLIC SERVICE COMMISSION	10,596,268	174.42	11,682,468	191.00	11,682,468	191.00	0	0.00
TOTAL - PS	10,596,268	174.42	11,682,468	191.00	11,682,468	191.00	0	0.00
EXPENSE & EQUIPMENT								
PUBLIC SERVICE COMMISSION	732,791	0.00	2,287,016	0.00	2,287,016	0.00	0	0.00
TOTAL - EE	732,791	0.00	2,287,016	0.00	2,287,016	0.00	0	0.00
PROGRAM-SPECIFIC								
PUBLIC SERVICE COMMISSION	800	0.00	10,000	0.00	10,000	0.00	0	0.00
TOTAL - PD	800	0.00	10,000	0.00	10,000	0.00	0	0.00
<b>TOTAL</b>	<b>11,329,859</b>	<b>174.42</b>	<b>13,979,484</b>	<b>191.00</b>	<b>13,979,484</b>	<b>191.00</b>	<b>0</b>	<b>0.00</b>
<b>Pay Plan FY22-Cost to Continue - 0000013</b>								
PERSONAL SERVICES								
PUBLIC SERVICE COMMISSION	0	0.00	0	0.00	115,670	0.00	0	0.00
TOTAL - PS	0	0.00	0	0.00	115,670	0.00	0	0.00
<b>TOTAL</b>	<b>0</b>	<b>0.00</b>	<b>0</b>	<b>0.00</b>	<b>115,670</b>	<b>0.00</b>	<b>0</b>	<b>0.00</b>
<b>Implementation of SB 44 (2021) - 1375002</b>								
PERSONAL SERVICES								
PUBLIC SERVICE COMMISSION	0	0.00	0	0.00	109,976	2.00	0	0.00
TOTAL - PS	0	0.00	0	0.00	109,976	2.00	0	0.00
EXPENSE & EQUIPMENT								
PUBLIC SERVICE COMMISSION	0	0.00	0	0.00	28,102	0.00	0	0.00
TOTAL - EE	0	0.00	0	0.00	28,102	0.00	0	0.00
<b>TOTAL</b>	<b>0</b>	<b>0.00</b>	<b>0</b>	<b>0.00</b>	<b>138,078</b>	<b>2.00</b>	<b>0</b>	<b>0.00</b>
<b>GRAND TOTAL</b>	<b>\$11,329,859</b>	<b>174.42</b>	<b>\$13,979,484</b>	<b>191.00</b>	<b>\$14,233,232</b>	<b>193.00</b>	<b>\$0</b>	<b>0.00</b>

9/24/21 9:22

im\_disummary

## FLEXIBILITY REQUEST FORM

<b>BUDGET UNIT NUMBER:</b> 42940C <b>BUDGET UNIT NAME:</b> Public Service Commission <b>HOUSE BILL SECTION:</b> 7.555	<b>DEPARTMENT:</b> Commerce and Insurance  <b>DIVISION:</b> Public Service Commission
<b>1. Provide the amount by fund of personal service flexibility and the amount by fund of expense and equipment flexibility you are requesting in dollar and percentage terms and explain why the flexibility is needed. If flexibility is being requested among divisions, provide the amount by fund of flexibility you are requesting in dollar and percentage terms and explain why the flexibility is needed.</b>	
<b>DEPARTMENT REQUEST</b>	
<p>The Public Service Commission is requesting 10% flexibility between the Personal Service and Expense and Equipment appropriations in fund 0607 (Public Service Commission Fund). This flexibility ensures that the Commission will have the ability to immediately address any identified operational needs due to increasing workloads.</p> <p>Total PS - \$11,682,468 x 10% = \$1,168,247          Total EE - \$2,287,016 x 10% = \$228,702</p>	
<b>2. Estimate how much flexibility will be used for the budget year. How much flexibility was used in the Prior Year Budget and the Current Year Budget? Please specify the amount.</b>	
<b>PRIOR YEAR ACTUAL AMOUNT OF FLEXIBILITY USED</b>	<b>CURRENT YEAR ESTIMATED AMOUNT OF FLEXIBILITY THAT WILL BE USED</b>
\$0	Expenditures in PS and E&E will differ annually based on needs to cover operational expenses, address emergency and changing situations, etc.
<b>3. Please explain how flexibility was used in the prior and/or current years.</b>	
<b>PRIOR YEAR EXPLAIN ACTUAL USE</b>	<b>CURRENT YEAR EXPLAIN PLANNED USE</b>
In FY2021, the Public Service Commission did not use any flexibility between the PS and E&E appropriations.	In FY2022, the Public Service Commission was appropriated 10% flexibility between the PS and E&E appropriations. This flexibility will ensure that the Commission will have the appropriate resources to respond to any increases in case related workloads and other unexpected regulatory demands.

## DCI

## DECISION ITEM DETAIL

Budget Unit	FY 2021	FY 2021	FY 2022	FY 2022	FY 2023	FY 2023	*****	*****
Decision Item	ACTUAL	ACTUAL	BUDGET	BUDGET	DEPT REQ	DEPT REQ	SECURED	SECURED
Budget Object Class	DOLLAR	FTE	DOLLAR	FTE	DOLLAR	FTE	COLUMN	COLUMN
<b>PUBLIC SERVICE COMMISSION</b>								
<b>CORE</b>								
ADMIN OFFICE SUPPORT ASSISTANT	10,602	0.29	0	0.00	0	0.00	0	0.00
SR OFFICE SUPPORT ASSISTANT	1,339	0.04	0	0.00	0	0.00	0	0.00
SUPPORT SERVICES TECHNICIAN	1,587	0.04	0	0.00	0	0.00	0	0.00
INFORMATION TECHNOLOGIST III	175	0.00	0	0.00	0	0.00	0	0.00
INFORMATION TECHNOLOGIST IV	8,494	0.16	0	0.00	0	0.00	0	0.00
INFORMATION TECHNOLOGY SPEC I	9,834	0.17	0	0.00	0	0.00	0	0.00
INFORMATION TECHNOLOGY SPEC II	2,832	0.04	0	0.00	0	0.00	0	0.00
INFO TECHNOLOGY MANAGER	3,285	0.04	0	0.00	0	0.00	0	0.00
PROCUREMENT OFCR I	1,734	0.04	0	0.00	0	0.00	0	0.00
ACCOUNTANT II	1,674	0.04	0	0.00	0	0.00	0	0.00
ACCOUNTING SPECIALIST III	2,746	0.04	0	0.00	0	0.00	0	0.00
ACCOUNTING TECHNICIAN	1,616	0.04	0	0.00	0	0.00	0	0.00
ACCOUNTING GENERALIST II	1,674	0.04	0	0.00	0	0.00	0	0.00
PERSONNEL ANAL II	2,267	0.04	0	0.00	0	0.00	0	0.00
PUBLIC INFORMATION COOR	2,047	0.04	0	0.00	0	0.00	0	0.00
PUBLIC INFORMATION ADMSTR	2,558	0.04	0	0.00	0	0.00	0	0.00
TRAINING TECH II	1,970	0.04	0	0.00	0	0.00	0	0.00
PERSONNEL CLERK	1,560	0.04	0	0.00	0	0.00	0	0.00
ADMINISTRATIVE ANAL I	1,754	0.04	0	0.00	0	0.00	0	0.00
ADMINISTRATIVE ANAL II	1,866	0.04	0	0.00	0	0.00	0	0.00
CH REGULATORY ECONOMIST	6,192	0.08	0	0.00	0	0.00	0	0.00
CONSUMER SERVICES SPEC I	3,127	0.08	0	0.00	0	0.00	0	0.00
CONSUMER SERVICES SPEC II	6,815	0.17	0	0.00	0	0.00	0	0.00
CONSUMER SERVICES COORDINATOR	1,976	0.04	0	0.00	0	0.00	0	0.00
UTILITY REGULATORY AUDITOR II	20,462	0.44	0	0.00	0	0.00	0	0.00
UTILITY REGULATORY AUDITOR III	7,021	0.13	0	0.00	0	0.00	0	0.00
UTILITY REGULATORY AUDITOR IV	21,641	0.36	0	0.00	0	0.00	0	0.00
UTILITY REGULATORY AUDITOR V	20,123	0.29	0	0.00	0	0.00	0	0.00
REGULATORY ECONOMIST II	6,020	0.13	0	0.00	0	0.00	0	0.00
REGULATORY ECONOMIST III	9,925	0.17	0	0.00	0	0.00	0	0.00
UTILITY MANAGEMENT ANALYST II	1,924	0.04	0	0.00	0	0.00	0	0.00
UTILITY MANAGEMENT ANALYST III	9,788	0.17	0	0.00	0	0.00	0	0.00



## DCI

## DECISION ITEM DETAIL

Budget Unit	FY 2021	FY 2021	FY 2022	FY 2022	FY 2023	FY 2023	*****	*****
Decision Item	ACTUAL	ACTUAL	BUDGET	BUDGET	DEPT REQ	DEPT REQ	SECURED	SECURED
Budget Object Class	DOLLAR	FTE	DOLLAR	FTE	DOLLAR	FTE	COLUMN	COLUMN
<b>PUBLIC SERVICE COMMISSION</b>								
<b>CORE</b>								
UTILITY POLICY ANALYST I	6,445	0.13	0	0.00	0	0.00	0	0.00
UTILITY POLICY ANALYST II	9,964	0.17	0	0.00	0	0.00	0	0.00
UTILITY ENGINEERING SPEC II	9,242	0.17	0	0.00	0	0.00	0	0.00
UTILITY ENGINEERING SPEC III	27,091	0.46	0	0.00	0	0.00	0	0.00
UTILITY REGULATORY ENGINEER I	4,911	0.08	0	0.00	0	0.00	0	0.00
UTILITY REGULATORY ENGINEER II	11,081	0.17	0	0.00	0	0.00	0	0.00
UTILITY REGULATORY ENG SPV	6,028	0.08	0	0.00	0	0.00	0	0.00
UTILITY OPERS TECH SPEC II	5,666	0.13	0	0.00	0	0.00	0	0.00
RATE & TARIFF EXAMINER II	3,848	0.08	0	0.00	0	0.00	0	0.00
RATE & TARIFF EXAMINER III	2,007	0.04	0	0.00	0	0.00	0	0.00
RATE & TARIFF EXAMINATION SPV	2,951	0.04	0	0.00	0	0.00	0	0.00
FISCAL & ADMINISTRATIVE MGR B1	2,908	0.04	0	0.00	0	0.00	0	0.00
UTILITY REGULATORY MNGR, BAND1	28,025	0.38	0	0.00	0	0.00	0	0.00
DIVISION DIRECTOR	301,431	3.16	289,365	3.00	289,365	3.00	0	0.00
DESIGNATED PRINCIPAL ASST DIV	424,582	6.15	331,591	5.00	380,843	6.00	0	0.00
ADMINISTRATIVE ASSISTANT	182,546	4.00	184,371	4.00	140,774	3.00	0	0.00
ASSOCIATE COUNSEL	194,837	3.39	180,758	3.00	180,758	3.00	0	0.00
PROGRAM CONSULTANT	328,932	4.00	484,276	6.00	484,276	6.00	0	0.00
PARALEGAL	65,711	1.50	0	0.00	0	0.00	0	0.00
LEGAL COUNSEL	13,188	0.24	112,071	2.00	54,945	1.00	0	0.00
CHIEF COUNSEL	83,805	1.00	84,118	1.00	84,118	1.00	0	0.00
REGULATORY LAW JUDGE	455,332	6.00	532,936	7.00	540,088	7.00	0	0.00
COMMISSION MEMBER	452,574	4.00	457,089	4.00	457,089	4.00	0	0.00
COMMISSION CHAIRMAN	113,142	1.00	114,273	1.00	114,273	1.00	0	0.00
SENIOR COUNSEL	145,322	2.37	123,996	2.00	185,840	3.00	0	0.00
DEPUTY COUNSEL	547,920	7.45	594,846	8.00	594,846	8.00	0	0.00
MANAGING COUNSEL	95,500	1.00	96,455	1.00	96,455	1.00	0	0.00
MISCELLANEOUS PROFESSIONAL	42,502	0.66	0	0.00	0	0.00	0	0.00
ADMIN SUPPORT ASSISTANT	30,801	0.96	64,923	2.00	64,923	2.00	0	0.00
LEAD ADMIN SUPPORT ASSISTANT	258,679	7.07	295,459	8.00	295,459	8.00	0	0.00
ADMINISTRATIVE MANAGER	66,876	0.96	70,482	1.00	70,482	1.00	0	0.00
ASSOCIATE CUSTOMER SERVICE REP	19,238	0.50	39,153	1.00	0	0.00	0	0.00

## DCI

## DECISION ITEM DETAIL

Budget Unit	FY 2021	FY 2021	FY 2022	FY 2022	FY 2023	FY 2023	*****	*****
Decision Item	ACTUAL	ACTUAL	BUDGET	BUDGET	DEPT REQ	DEPT REQ	SECURED	SECURED
Budget Object Class	DOLLAR	FTE	DOLLAR	FTE	DOLLAR	FTE	COLUMN	COLUMN
<b>PUBLIC SERVICE COMMISSION</b>								
<b>CORE</b>								
CUSTOMER SERVICE REP	88,782	2.21	165,200	4.00	40,798	1.00	0	0.00
LEAD CUSTOMER SERVICE REP	69,480	1.70	0	0.00	165,064	4.00	0	0.00
CUSTOMER SERVICE SUPERVISOR	45,452	0.96	47,903	1.00	47,903	1.00	0	0.00
RESEARCH/DATA ASSISTANT	83,262	1.92	0	0.00	87,641	2.00	0	0.00
RESEARCH/DATA ANALYST	317,368	6.68	541,023	11.00	432,663	9.00	0	0.00
SENIOR RESEARCH/DATA ANALYST	499,318	8.61	527,413	9.00	527,413	9.00	0	0.00
PUBLIC RELATIONS COORDINATOR	47,076	0.96	49,621	1.00	49,621	1.00	0	0.00
PUBLIC RELATIONS DIRECTOR	58,826	0.96	61,986	1.00	61,986	1.00	0	0.00
STAFF DEV TRAINING SPECIALIST	45,299	0.96	47,749	1.00	47,749	1.00	0	0.00
ASSOCIATE ENGINEER	849,980	14.49	1,001,841	17.00	888,937	15.00	0	0.00
PROFESSIONAL ENGINEER	168,379	2.71	119,053	2.00	247,228	4.00	0	0.00
SENIOR PROFESSIONAL ENGINEER	254,863	3.83	268,585	4.00	268,585	4.00	0	0.00
ENGINEER MANAGER	138,642	1.92	146,117	2.00	146,117	2.00	0	0.00
SENIOR ACCOUNTS ASSISTANT	116,470	2.93	120,332	3.00	135,857	3.00	0	0.00
SENIOR ACCOUNTANT	62,396	0.96	116,318	2.00	116,318	2.00	0	0.00
ECONOMICS ASSOCIATE	0	0.00	48,641	1.00	48,641	1.00	0	0.00
ECONOMICS ANALYST	138,457	2.88	145,922	3.00	148,227	3.00	0	0.00
ECONOMIST	228,236	3.83	240,576	4.00	240,576	4.00	0	0.00
CHIEF ECONOMIST	142,416	1.92	144,221	2.00	149,846	2.00	0	0.00
PROCUREMENT ANALYST	39,886	0.96	42,345	1.00	46,865	1.00	0	0.00
HUMAN RESOURCES ASSISTANT	35,871	0.96	37,804	1.00	37,804	1.00	0	0.00
HUMAN RESOURCES GENERALIST	4,533	0.08	48,710	1.00	48,710	1.00	0	0.00
HUMAN RESOURCES SPECIALIST	52,500	0.88	60,600	1.00	60,600	1.00	0	0.00
HUMAN RESOURCES MANAGER	0	0.00	65,798	1.00	65,798	1.00	0	0.00
APPLICATIONS DEVELOPER	174,295	2.88	182,426	3.00	189,544	3.00	0	0.00
DIR STRATEGY & PLANNING LVL 1	75,561	0.96	79,625	1.00	79,625	1.00	0	0.00
SYSTEMS ADMINISTRATION TECH	47,941	0.96	50,525	1.00	50,525	1.00	0	0.00
SYSTEMS ADMINISTRATION SPEC	53,097	0.96	55,959	1.00	55,959	1.00	0	0.00
SR SYSTEMS ADMINISTRATION SPEC	65,128	0.96	68,622	1.00	68,622	1.00	0	0.00
SENIOR CLIENT SUPPORT TECH	151,594	2.88	159,767	3.00	159,767	3.00	0	0.00
PARALEGAL	65,711	1.50	132,737	3.00	132,737	3.00	0	0.00
COMPLIANCE INSPECTOR	130,307	2.88	137,333	3.00	137,333	3.00	0	0.00

## DCI

## DECISION ITEM DETAIL

Budget Unit	FY 2021	FY 2021	FY 2022	FY 2022	FY 2023	FY 2023	*****	*****
Decision Item	ACTUAL	ACTUAL	BUDGET	BUDGET	DEPT REQ	DEPT REQ	SECURED	SECURED
Budget Object Class	DOLLAR	FTE	DOLLAR	FTE	DOLLAR	FTE	COLUMN	COLUMN
<b>PUBLIC SERVICE COMMISSION</b>								
<b>CORE</b>								
REGULATORY COMPLIANCE MANAGER	638,247	8.60	761,303	10.00	761,303	10.00	0	0.00
UTILITY REGULATORY AUDITOR	395,645	8.57	535,534	10.00	233,106	5.00	0	0.00
SR UTILITY REGULATORY AUDITOR	656,393	11.55	850,713	15.00	1,104,462	20.00	0	0.00
UTILITY REGULATORY SUPERVISOR	462,837	6.71	487,798	7.00	487,798	7.00	0	0.00
UTILITY REGULATORY MANAGER	72,307	0.96	76,206	1.00	76,206	1.00	0	0.00
<b>TOTAL - PS</b>	<b>10,596,268</b>	<b>174.42</b>	<b>11,682,468</b>	<b>191.00</b>	<b>11,682,468</b>	<b>191.00</b>	<b>0</b>	<b>0.00</b>
TRAVEL, IN-STATE	10,550	0.00	143,993	0.00	143,993	0.00	0	0.00
TRAVEL, OUT-OF-STATE	0	0.00	95,207	0.00	95,207	0.00	0	0.00
SUPPLIES	170,741	0.00	300,000	0.00	300,000	0.00	0	0.00
PROFESSIONAL DEVELOPMENT	87,125	0.00	145,000	0.00	145,000	0.00	0	0.00
COMMUNICATION SERV & SUPP	67,059	0.00	210,000	0.00	210,000	0.00	0	0.00
PROFESSIONAL SERVICES	169,167	0.00	779,354	0.00	779,354	0.00	0	0.00
HOUSEKEEPING & JANITORIAL SERV	0	0.00	1,000	0.00	1,000	0.00	0	0.00
M&R SERVICES	189,078	0.00	252,500	0.00	252,500	0.00	0	0.00
COMPUTER EQUIPMENT	34,536	0.00	225,000	0.00	225,000	0.00	0	0.00
MOTORIZED EQUIPMENT	0	0.00	42,000	0.00	42,000	0.00	0	0.00
OFFICE EQUIPMENT	738	0.00	30,000	0.00	30,000	0.00	0	0.00
OTHER EQUIPMENT	298	0.00	5,000	0.00	5,000	0.00	0	0.00
PROPERTY & IMPROVEMENTS	0	0.00	200	0.00	200	0.00	0	0.00
BUILDING LEASE PAYMENTS	2,377	0.00	25,000	0.00	25,000	0.00	0	0.00
EQUIPMENT RENTALS & LEASES	0	0.00	20,000	0.00	20,000	0.00	0	0.00
MISCELLANEOUS EXPENSES	1,122	0.00	12,762	0.00	12,762	0.00	0	0.00
<b>TOTAL - EE</b>	<b>732,791</b>	<b>0.00</b>	<b>2,287,016</b>	<b>0.00</b>	<b>2,287,016</b>	<b>0.00</b>	<b>0</b>	<b>0.00</b>
REFUNDS	800	0.00	10,000	0.00	10,000	0.00	0	0.00
<b>TOTAL - PD</b>	<b>800</b>	<b>0.00</b>	<b>10,000</b>	<b>0.00</b>	<b>10,000</b>	<b>0.00</b>	<b>0</b>	<b>0.00</b>
<b>GRAND TOTAL</b>	<b>\$11,329,859</b>	<b>174.42</b>	<b>\$13,979,484</b>	<b>191.00</b>	<b>\$13,979,484</b>	<b>191.00</b>	<b>\$0</b>	<b>0.00</b>
<b>GENERAL REVENUE</b>	<b>\$0</b>	<b>0.00</b>	<b>\$0</b>	<b>0.00</b>	<b>\$0</b>	<b>0.00</b>		<b>0.00</b>
<b>FEDERAL FUNDS</b>	<b>\$0</b>	<b>0.00</b>	<b>\$0</b>	<b>0.00</b>	<b>\$0</b>	<b>0.00</b>		<b>0.00</b>
<b>OTHER FUNDS</b>	<b>\$11,329,859</b>	<b>174.42</b>	<b>\$13,979,484</b>	<b>191.00</b>	<b>\$13,979,484</b>	<b>191.00</b>		<b>0.00</b>

## PROGRAM DESCRIPTION

Department of Commerce and Insurance

HB Section(s): 7.555

Public Service Commission Regulatory

Program is found in the following core budget(s): Public Service Commission Regulatory

### 1a. What strategic priority does this program address?

- Strengthen our regulatory relationships while ensuring a level playing field to protect and advocate for the general public

### 1b. What does this program do?

- Regulates the rates and practices of investor-owned electric, natural gas, steam heat, water and sewer companies; provides limited jurisdiction over telecommunications providers in the state; issues authorizations to entities providing video programming; and registers Voice-over-Internet Protocol (VoIP) communication providers
- Ensures that consumers receive adequate amounts of safely delivered and reasonably priced utility services
- Ensures rates that will provide the utility companies' shareholders the opportunity to earn a reasonable return on their investment

### 2a. Provide an activity measure(s) for the program.

	FY 2019 Actual	FY 2020 Actual	FY 2021 Actual	FY 2022 Target	FY 2023 Target	FY 2024 Target
Number of Utilities Regulated	764	803	796	788	788	788
Number of Final Agenda Orders	155	132	135	141	141	141
Number of Appeals of Final Agenda Orders	15	15	7	12	12	12
Final Agenda Orders Not Remanded, Reversed or Vacated in Whole or Part	152	129	135	139	139	139

Note 1: Final Agenda Orders are orders from the commission that dispose of the substantive issues in a case.

Note 2: The number of Final Agenda Orders Not Remanded, Reversed or Vacated may not correspond to the same fiscal year for the number of Final Agenda Orders issued depending on when an appellate court decision is issued in an appeal.

Note 3: Projections are based on three year average of actuals.

### 2b. Provide a measure(s) of the program's quality.

	FY 2019 Actual	FY 2020 Actual	FY 2021 Actual	FY 2022 Target	FY 2023 Target	FY 2024 Target
Customer Satisfaction	87%	*	100%	95%	95%	95%

\*A PSC Customer Satisfaction Survey is normally conducted in the Spring each year; however, due to the COVID-19 Pandemic a survey was not conducted in FY2020.

This measure is based on the customer's response to how they would rate the overall service they received.

## PROGRAM DESCRIPTION

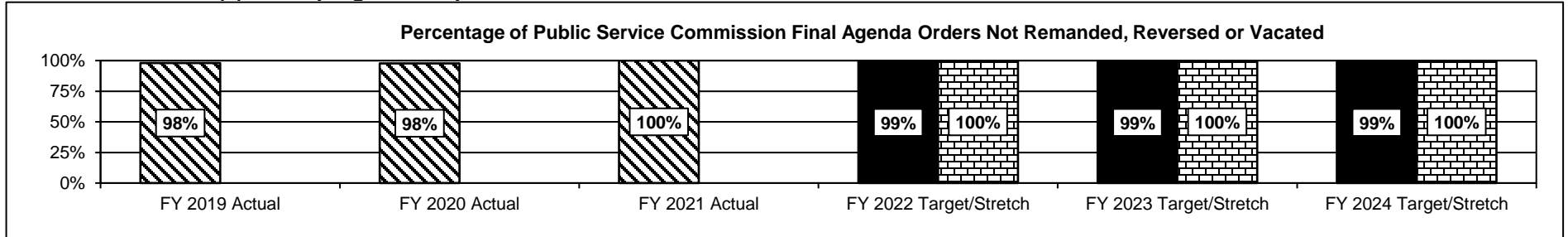
Department of Commerce and Insurance

HB Section(s): 7.555

Public Service Commission Regulatory

Program is found in the following core budget(s): Public Service Commission Regulatory

2c. Provide a measure(s) of the program's impact.

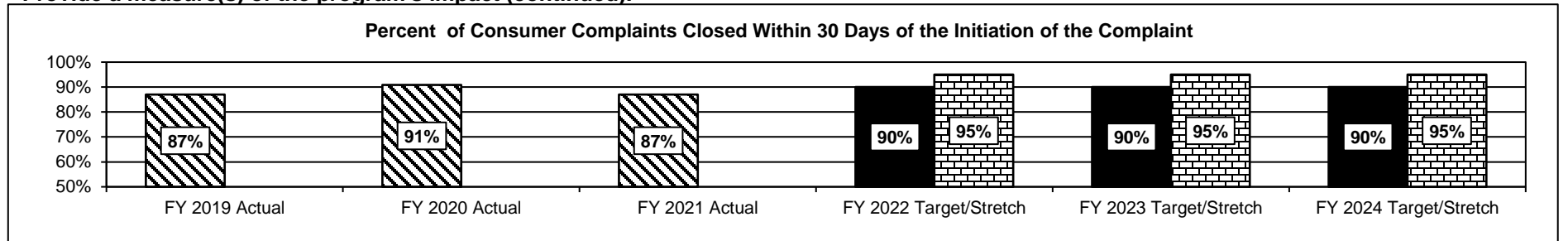


Note 1: The Commission's work is conducted through formal contested case hearings, similar to court proceedings.

Note 2: Final Agenda Orders are orders from the commission that dispose of the substantive issues in a case.

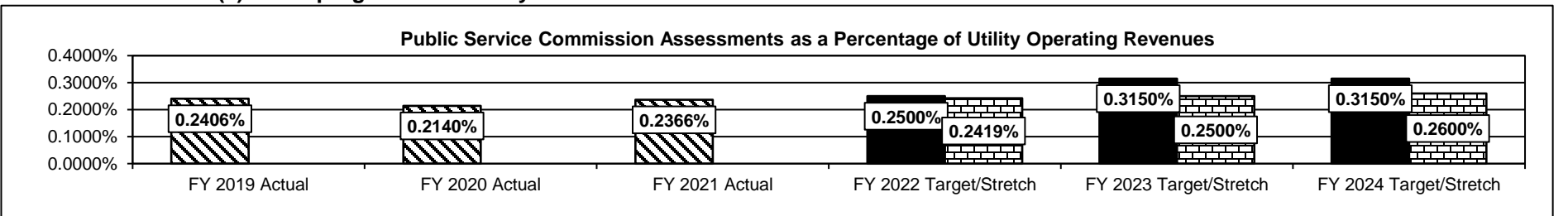
Note 3: Base targets based on approximate of three year average of actual cases and appeals and Stretch targets are based on a goal of zero appeals.

2c. Provide a measure(s) of the program's impact (continued).



Note 1: Base targets are near FY2019-FY2021 average of projected closed complaints; Stretch targets are based on goal of 5% increase in the percentage of complaints closed within 30 days.

2d. Provide a measure(s) of the program's efficiency.



Note 1: Section 386.370 RSMo directs the commission to calculate an assessment annually which provides funding for the Public Service Commission from regulated public utilities as provided in Chapters 386, 392 and 393.

Note 2: Base and stretch targets are based on maximum assessment allowed in Section 386.370 RSMo.

Note 3: Actual percentage is calculated prior to each fiscal year.

## PROGRAM DESCRIPTION

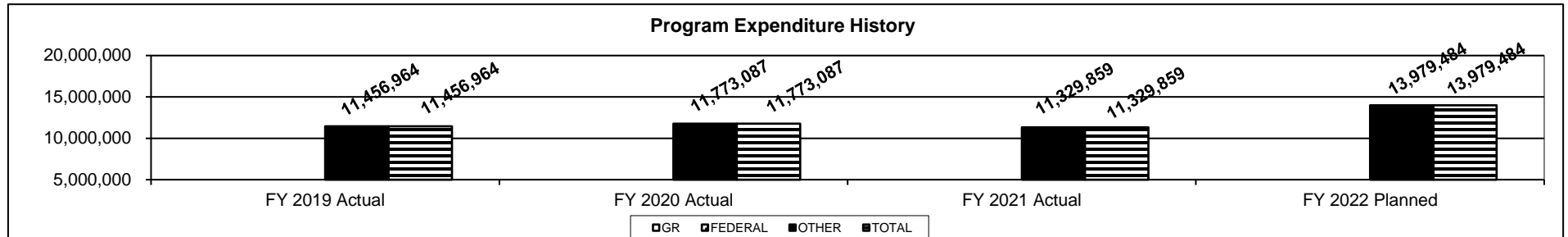
Department of Commerce and Insurance

HB Section(s): 7.555

Public Service Commission Regulatory

Program is found in the following core budget(s): Public Service Commission Regulatory

3. Provide actual expenditures for the prior three fiscal years and planned expenditures for the current fiscal year. (Note: Amounts do not include fringe benefit costs.)



4. What are the sources of the "Other " funds?

Public Service Commission Fund (0607)

5. What is the authorization for this program, i.e., federal or state statute, etc.? (Include the federal program number, if applicable.)

Chapters 386, 392, 393 RSMo

6. Are there federal matching requirements? If yes, please explain.

N/A

7. Is this a federally mandated program? If yes, please explain.

No

**NEW DECISION ITEM**

RANK: 6 OF 6

Department of Commerce and Insurance	Budget Unit <u>42940C</u>
Public Service Commission Regulatory	
Implementation of SB 44 (2021) <span style="float:right">DI# 1375002</span>	HB Section <u>7.555</u>

**1. AMOUNT OF REQUEST**

	FY 2023 Budget Request			
	GR	Federal	Other	Total
PS	0	0	109,976	109,976
EE	0	0	28,102	28,102
PSD	0	0	0	0
TRF	0	0	0	0
<b>Total</b>	<b>0</b>	<b>0</b>	<b>138,078</b>	<b>138,078</b>
<b>FTE</b>	<b>0.00</b>	<b>0.00</b>	<b>2.00</b>	<b>2.00</b>

<b>Est. Fringe</b>	0	0	66,458	66,458
<i>Note: Fringes budgeted in House Bill 5 except for certain fringes budgeted directly to MoDOT, Highway Patrol, and Conservation.</i>				

Other Funds: Public Service Commission Fund (0607)  
Non-Counts:

	FY 2023 Governor's Recommendation			
	GR	Federal	Other	Total
PS	0	0	0	0
EE	0	0	0	0
PSD	0	0	0	0
TRF	0	0	0	0
<b>Total</b>	<b>0</b>	<b>0</b>	<b>0</b>	<b>0</b>
<b>FTE</b>	<b>0.00</b>	<b>0.00</b>	<b>0.00</b>	<b>0.00</b>

<b>Est. Fringe</b>	0	0	0	0
<i>Note: Fringes budgeted in House Bill 5 except for certain fringes budgeted directly to MoDOT, Highway Patrol, and Conservation.</i>				

Other Funds:  
Non-Counts:

**2. THIS REQUEST CAN BE CATEGORIZED AS:**

<input checked="" type="checkbox"/> New Legislation	<input type="checkbox"/> New Program	<input type="checkbox"/> Fund Switch
<input type="checkbox"/> Federal Mandate	<input type="checkbox"/> Program Expansion	<input type="checkbox"/> Cost to Continue
<input type="checkbox"/> GR Pick-Up	<input type="checkbox"/> Space Request	<input type="checkbox"/> Equipment Replacement
<input type="checkbox"/> Pay Plan	<input type="checkbox"/> Other: _____	
_____	_____	

**NEW DECISION ITEM**

RANK: 6 OF 6

Department of Commerce and Insurance	Budget Unit	<u>42940C</u>
Public Service Commission Regulatory		
Implementation of SB 44 (2021)	DI#	<u>1375002</u>
	HB Section	<u>7.555</u>

**3. WHY IS THIS FUNDING NEEDED? PROVIDE AN EXPLANATION FOR ITEMS CHECKED IN #2. INCLUDE THE FEDERAL OR STATE STATUTORY OR CONSTITUTIONAL AUTHORIZATION FOR THIS PROGRAM.**

SB 44 was signed by the Governor on July 6, 2021. Sections 393.1500 - 393.1509 known as "Missouri Water and Sewer Infrastructure Act (WSIRA)" allows water or sewer companies with at least 8,000 customer connections to file a petition and proposed rate schedule with the Public Service Commission (PSC) to create or change WSIRA charge between general rate cases, but no more than twice in a twelve month period. This could result in at least two additional cases each year which will result in a significant incremental workload for PSC. In comparison to the existing Infrastructure System Replacement Surcharge (ISRS) mechanism for water companies which the WSIRA replaces, the new WSIRA both significantly expands the categories of plant additions eligible for rate treatment outside of general rate cases, and expands use of the process well beyond the St. Louis County area to which the ISRS was previously limited. In order to handle the additional workload, PSC is requesting two FTE, one Professional Engineer and one Senior Utility Regulatory Auditor. PSC anticipates workload increase for other existing staff; however, the additional workload for those staff does not require an additional FTE.

**4. DESCRIBE THE DETAILED ASSUMPTIONS USED TO DERIVE THE SPECIFIC REQUESTED AMOUNT. (How did you determine that the requested number of FTE were appropriate? From what source or standard did you derive the requested levels of funding? Were alternatives such as outsourcing or automation considered? If based on new legislation, does request tie to TAFP fiscal note? If not, explain why. Detail which portions of the request are one-times and how those amounts were calculated.)**

The WSIRA expands the number of plant addition categories that are eligible for recovery from customers outside of general rate cases, necessitating an increased amount of engineering judgment on the part of the PSC to determine what plant items should be eligible for recovery within the WSIRA. The greater geographic scope of the WSIRA also significantly expands the amount of plant documentation that must be reviewed by PSC auditors during the course of WSIRA audit. In our judgment, the additional incremental engineering and auditing workload associated with the WSIRA in these areas compared to the former ISRS justifies additional Professional Engineer and Senior Utility Regulatory Auditor positions. It has been the PSC's experience that periodic case filings of a recurring nature, such as the WSIRA, are best handled through internal staffing than through use of outside consultants. Automation is not an option for handling of WSIRA cases.



## NEW DECISION ITEM

RANK: 6 OF 6

Department of Commerce and Insurance			Budget Unit		42940C				
Public Service Commission Regulatory									
Implementation of SB 44 (2021)		DI# 1375002		HB Section		7.555			
5. BREAK DOWN THE REQUEST BY BUDGET OBJECT CLASS, JOB CLASS, AND FUND SOURCE. IDENTIFY ONE-TIME COSTS.									
	Dept Req	Dept Req	Dept Req	Dept Req	Dept Req	Dept Req	Dept Req	Dept Req	Dept Req
	GR	GR	FED	FED	OTHER	OTHER	TOTAL	TOTAL	One-Time
Budget Object Class/Job Class	DOLLARS	FTE	DOLLARS	FTE	DOLLARS	FTE	DOLLARS	FTE	DOLLARS
Professional Engineer					58,937	1.0	58,937	1.0	
Senior Utility Regulatory Auditor					51,039	1.0	51,039	1.0	
Total PS	0	0.0	0	0.0	109,976	2.0	109,976	2.0	0
BOC 140 - Travel In-State					8,000		8,000		
BOC 190 - Supplies					744		744		
BOC 320 - Professional Development					1,816		1,816		
BOC 340 - Communication Serv & Supp					600		600		
BOC 400 - Professional Services					10,320		10,320		
BOC 480 - Computer Equipment					2,394		2,394		2,394
BOC 580 - Office Equipment					4,228		4,228		4,228
Total EE	0		0		28,102		28,102		6,622
Program Distributions							0		
Total PSD	0		0		0		0		0
Transfers									
Total TRF	0		0		0		0		0
Grand Total	0	0.0	0	0.0	138,078	2.0	138,078	2.0	6,622

**NEW DECISION ITEM**

RANK: 6 OF 6

Department of Commerce and Insurance			Budget Unit		42940C				
Public Service Commission Regulatory			HB Section		7.555				
Implementation of SB 44 (2021)			DI# 1375002						
Budget Object Class/Job Class	Gov Rec GR DOLLARS	Gov Rec GR FTE	Gov Rec FED DOLLARS	Gov Rec FED FTE	Gov Rec OTHER DOLLARS	Gov Rec OTHER FTE	Gov Rec TOTAL DOLLARS	Gov Rec TOTAL FTE	Gov Rec One-Time DOLLARS
							0		
							0	0.0	
Total PS	0	0.0	0	0.0	0	0.0	0	0.0	0
							0		
							0		
							0		
							0		
							0		
Total EE	0		0		0		0		0
Program Distributions							0		
Total PSD	0		0		0		0		0
Transfers									
Total TRF	0		0		0		0		0
Grand Total	0	0.0	0	0.0	0	0.0	0	0.0	0

**NEW DECISION ITEM**

RANK: 6 OF 6

<b>Department of Commerce and Insurance</b> <b>Public Service Commission Regulatory</b> <b>Implementation of SB 44 (2021)</b>	<b>Budget Unit</b> <u>42940C</u> <b>HB Section</b> <u>7.555</u>
<b>DI# 1375002</b>	
<b>6. PERFORMANCE MEASURES (If new decision item has an associated core, separately identify projected performance with &amp; without additional funding.)</b>	
<p><b>6a. Provide an activity measure(s) for the program.</b></p> <p>For performance measures, see Public Service Commission Regulatory program description.</p> <p><b>6c. Provide a measure(s) of the program's impact.</b></p> <p>For performance measures, see Public Service Commission Regulatory program description.</p>	<p><b>6b. Provide a measure(s) of the program's quality.</b></p> <p>For performance measures, see Public Service Commission Regulatory program description.</p> <p><b>6d. Provide a measure(s) of the program's efficiency.</b></p> <p>For performance measures, see Public Service Commission Regulatory program description.</p>
<b>7. STRATEGIES TO ACHIEVE THE PERFORMANCE MEASUREMENT TARGETS:</b>	
For strategies, see Public Service Commission Regulatory program description.	

## DCI

## DECISION ITEM DETAIL

Budget Unit	FY 2021	FY 2021	FY 2022	FY 2022	FY 2023	FY 2023	*****	*****
Decision Item	ACTUAL	ACTUAL	BUDGET	BUDGET	DEPT REQ	DEPT REQ	SECURED	SECURED
Budget Object Class	DOLLAR	FTE	DOLLAR	FTE	DOLLAR	FTE	COLUMN	COLUMN
<b>PUBLIC SERVICE COMMISSION</b>								
<b>Implementation of SB 44 (2021) - 1375002</b>								
PROFESSIONAL ENGINEER	0	0.00	0	0.00	58,937	1.00	0	0.00
SR UTILITY REGULATORY AUDITOR	0	0.00	0	0.00	51,039	1.00	0	0.00
<b>TOTAL - PS</b>	<b>0</b>	<b>0.00</b>	<b>0</b>	<b>0.00</b>	<b>109,976</b>	<b>2.00</b>	<b>0</b>	<b>0.00</b>
TRAVEL, IN-STATE	0	0.00	0	0.00	8,000	0.00	0	0.00
SUPPLIES	0	0.00	0	0.00	744	0.00	0	0.00
PROFESSIONAL DEVELOPMENT	0	0.00	0	0.00	1,816	0.00	0	0.00
COMMUNICATION SERV & SUPP	0	0.00	0	0.00	600	0.00	0	0.00
PROFESSIONAL SERVICES	0	0.00	0	0.00	10,320	0.00	0	0.00
COMPUTER EQUIPMENT	0	0.00	0	0.00	2,394	0.00	0	0.00
OFFICE EQUIPMENT	0	0.00	0	0.00	4,228	0.00	0	0.00
<b>TOTAL - EE</b>	<b>0</b>	<b>0.00</b>	<b>0</b>	<b>0.00</b>	<b>28,102</b>	<b>0.00</b>	<b>0</b>	<b>0.00</b>
<b>GRAND TOTAL</b>	<b>\$0</b>	<b>0.00</b>	<b>\$0</b>	<b>0.00</b>	<b>\$138,078</b>	<b>2.00</b>	<b>\$0</b>	<b>0.00</b>
<b>GENERAL REVENUE</b>	<b>\$0</b>	<b>0.00</b>	<b>\$0</b>	<b>0.00</b>	<b>\$0</b>	<b>0.00</b>		<b>0.00</b>
<b>FEDERAL FUNDS</b>	<b>\$0</b>	<b>0.00</b>	<b>\$0</b>	<b>0.00</b>	<b>\$0</b>	<b>0.00</b>		<b>0.00</b>
<b>OTHER FUNDS</b>	<b>\$0</b>	<b>0.00</b>	<b>\$0</b>	<b>0.00</b>	<b>\$138,078</b>	<b>2.00</b>		<b>0.00</b>

**CORE DECISION ITEM**

<b>Department of Commerce and Insurance</b>	<b>Budget Unit</b>	<b>42950C</b>
<b>Public Service Commission</b>		
<b>Core - Relay Missouri Program and Equipment Distribution Program</b>	<b>HB Section</b>	<b>7.555</b>

**1. CORE FINANCIAL SUMMARY**

	<b>FY 2023 Budget Request</b>			
	<b>GR</b>	<b>Federal</b>	<b>Other</b>	<b>Total</b>
<b>PS</b>	0	0	0	0
<b>EE</b>	0	0	2,495,860	2,495,860
<b>PSD</b>	0	0	0	0
<b>TRF</b>	0	0	0	0
<b>Total</b>	<b>0</b>	<b>0</b>	<b>2,495,860</b>	<b>2,495,860</b>
<b>FTE</b>	<b>0.00</b>	<b>0.00</b>	<b>0.00</b>	<b>0.00</b>

<b>Est. Fringe</b>	0	0	0	0
--------------------	---	---	---	---

*Note: Fringes budgeted in House Bill 5 except for certain fringes budgeted directly to MoDOT, Highway Patrol, and Conservation.*

Other Funds: Deaf Relay Service and Equipment Distribution Program Fund (0559)

	<b>FY 2023 Governor's Recommendation</b>			
	<b>GR</b>	<b>Fed</b>	<b>Other</b>	<b>Total</b>
<b>PS</b>	0	0	0	0
<b>EE</b>	0	0	0	0
<b>PSD</b>	0	0	0	0
<b>TRF</b>	0	0	0	0
<b>Total</b>	<b>0</b>	<b>0</b>	<b>0</b>	<b>0</b>
<b>FTE</b>	<b>0.00</b>	<b>0.00</b>	<b>0.00</b>	<b>0.00</b>

<b>Est. Fringe</b>	0	0	0	0
--------------------	---	---	---	---

*Note: Fringes budgeted in House Bill 5 except for certain fringes budgeted directly to MoDOT, Highway Patrol, and Conservation.*

Other Funds:

**2. CORE DESCRIPTION**

The Missouri Public Service Commission has the statutory (Chapter 209 RSMo, Sections 251-260) responsibility of providing a statewide dual-party relay system to enable deaf, hearing-impaired and speech-impaired persons use of the telephone network. The Commission administers the Deaf Relay Service and Equipment Distribution Fund and oversees the Relay Missouri Program (aka the Deaf Relay Service Program) which provides relay service and "Captioned Telephone" service. The Department of Elementary and Secondary Education's Missouri Assistive Technology Program administers the Equipment Distribution Program which provides specialized equipment to consumers. Funding is provided by a surcharge applied to landline local exchange telephone lines and interconnected Voice over Internet Protocol (VoIP) lines. Companies are allowed to retain a portion of the surcharge revenue for their billing and collection service. All remaining surcharge money collected by companies is remitted to the PSC, who shall use such money exclusively to fund the programs. All remaining surcharge money collected shall be retained in the Deaf Relay Service and Equipment Distribution Fund. The Commission is statutorily required to review the surcharge at least once every two years, but no more frequently than once per year. The current surcharge rate shall not increase for a period of two years, subject to change in federal requirements for deaf relay services.

**3. PROGRAM LISTING (list programs included in this core funding)**

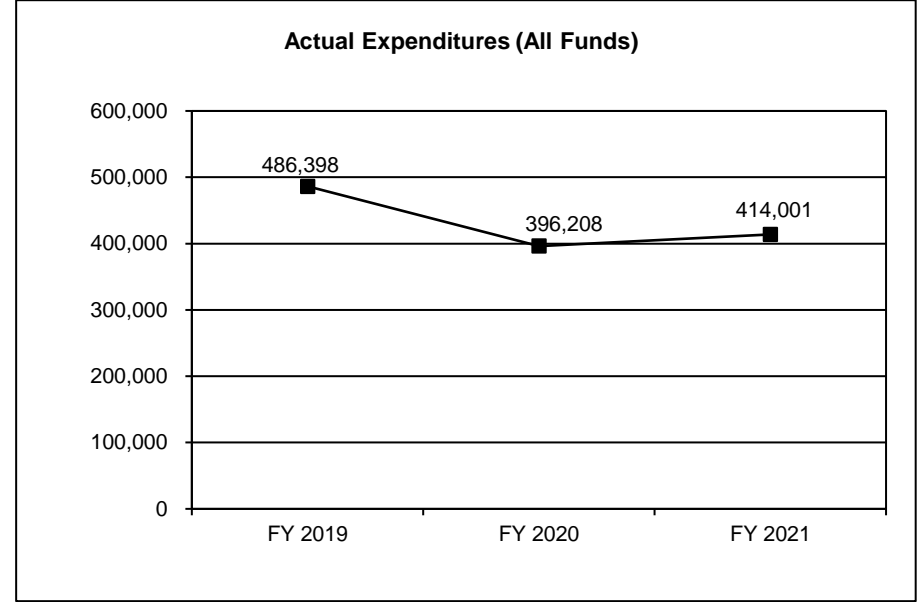
Deaf Relay Service and Equipment Distribution Program

**CORE DECISION ITEM**

<b>Department of Commerce and Insurance</b>	<b>Budget Unit</b>	<b>42950C</b>
<b>Public Service Commission</b>		
<b>Core - Relay Missouri Program and Equipment Distribution Program</b>	<b>HB Section</b>	<b>7.555</b>

**4. FINANCIAL HISTORY**

	<b>FY 2019 Actual</b>	<b>FY 2020 Actual</b>	<b>FY 2021 Actual</b>	<b>FY 2022 Current Yr.</b>
Appropriation (All Funds)	2,495,808	2,495,808	2,495,834	2,495,860
Less Reverted (All Funds)	0	0	0	0
Less Restricted (All Funds)	0	0	0	0
Budget Authority (All Funds)	2,495,808	2,495,808	2,495,834	2,495,860
Actual Expenditures (All Funds)	486,398	396,208	414,001	N/A
Unexpended (All Funds)	2,009,410	2,099,600	2,081,833	N/A
Unexpended, by Fund:				
General Revenue	0	0	0	N/A
Federal	0	0	0	N/A
Other	2,009,410	2,099,600	2,081,833	N/A
	(1)	(2)	(3)	



Reverted includes the statutory three percent reserve amount (when applicable).

Restricted includes any Governor's expenditure restrictions which remained at the end of the fiscal year (when applicable).

**NOTES:**

- (1) Actual Expenditures provided by the Department of Economic Development.
- (2) Unexpended amount is due to staff vacancies and less than anticipated expense and equipment spending.
- (3) Unexpended amount is due to staff vacancies and less than anticipated expense and equipment spending.

---

**CORE RECONCILIATION DETAIL**

---

**DEPT OF COMMERCE AND INSURANCE****DEAF RELAY PROGRAM**

---

---

**5. CORE RECONCILIATION DETAIL**

---

	<b>Budget Class</b>	<b>FTE</b>	<b>GR</b>	<b>Federal</b>	<b>Other</b>	<b>Total</b>	<b>Explanation</b>
<b>TAFP AFTER VETOES</b>	EE	0.00	0	0	2,495,860	2,495,860	
	<b>Total</b>	<b>0.00</b>	<b>0</b>	<b>0</b>	<b>2,495,860</b>	<b>2,495,860</b>	
<b>DEPARTMENT CORE REQUEST</b>	EE	0.00	0	0	2,495,860	2,495,860	
	<b>Total</b>	<b>0.00</b>	<b>0</b>	<b>0</b>	<b>2,495,860</b>	<b>2,495,860</b>	
<b>GOVERNOR'S RECOMMENDED CORE</b>	EE	0.00	0	0	2,495,860	2,495,860	
	<b>Total</b>	<b>0.00</b>	<b>0</b>	<b>0</b>	<b>2,495,860</b>	<b>2,495,860</b>	

# DCI

# DECISION ITEM DETAIL

Budget Unit	FY 2021	FY 2021	FY 2022	FY 2022	FY 2023	FY 2023	*****	*****
Decision Item	ACTUAL	ACTUAL	BUDGET	BUDGET	DEPT REQ	DEPT REQ	SECURED	SECURED
Budget Object Class	DOLLAR	FTE	DOLLAR	FTE	DOLLAR	FTE	COLUMN	COLUMN
<b>DEAF RELAY PROGRAM</b>								
<b>CORE</b>								
TRAVEL, IN-STATE	0	0.00	730	0.00	730	0.00	0	0.00
SUPPLIES	0	0.00	50	0.00	50	0.00	0	0.00
PROFESSIONAL DEVELOPMENT	0	0.00	380	0.00	380	0.00	0	0.00
PROFESSIONAL SERVICES	414,001	0.00	2,494,000	0.00	2,494,000	0.00	0	0.00
MISCELLANEOUS EXPENSES	0	0.00	700	0.00	700	0.00	0	0.00
<b>TOTAL - EE</b>	<b>414,001</b>	<b>0.00</b>	<b>2,495,860</b>	<b>0.00</b>	<b>2,495,860</b>	<b>0.00</b>	<b>0</b>	<b>0.00</b>
<b>GRAND TOTAL</b>	<b>\$414,001</b>	<b>0.00</b>	<b>\$2,495,860</b>	<b>0.00</b>	<b>\$2,495,860</b>	<b>0.00</b>	<b>\$0</b>	<b>0.00</b>
<b>GENERAL REVENUE</b>	<b>\$0</b>	<b>0.00</b>	<b>\$0</b>	<b>0.00</b>	<b>\$0</b>	<b>0.00</b>		<b>0.00</b>
<b>FEDERAL FUNDS</b>	<b>\$0</b>	<b>0.00</b>	<b>\$0</b>	<b>0.00</b>	<b>\$0</b>	<b>0.00</b>		<b>0.00</b>
<b>OTHER FUNDS</b>	<b>\$414,001</b>	<b>0.00</b>	<b>\$2,495,860</b>	<b>0.00</b>	<b>\$2,495,860</b>	<b>0.00</b>		<b>0.00</b>



## PROGRAM DESCRIPTION

Department of Commerce and Insurance

HB Section(s): 7.555

Public Service Commission Regulatory-Deaf Relay

Program is found in the following core budget(s): Deaf Relay Services and Equipment Distribution Program

**1a. What strategic priority does this program address?**

- Strengthen our regulatory relationships while ensuring a level playing field to protect and advocate for the general public

**1b. What does this program do?**

- Enables hearing and/or speech impaired consumers to communicate over the telephone network through the provision of relay service and captioned telephone (CapTel) service.
- Provides specialized equipment to hearing and/or speech impaired consumers (administered through the Department of Elementary and Secondary Education's Mo. Assistive Technology Program).

**2a. Provide an activity measure(s) for the program.**

	FY 2019 Actual	FY 2020 Actual	FY 2021 Actual	FY 2022 Target	FY 2023 Target	FY 2024 Target
Relay Missouri Annual Usage (Minutes)	60,573	57,459	55,874	45,000	40,000	35,000
Cap Tel Annual Usage (Minutes)	129,040	115,882	105,283	85,000	70,000	55,000

Note 1: Anticipate usage to decrease due to internet and cell phone accessibility.

**2b. Provide a measure(s) of the program's quality.**

	FY 2019 Actual	FY 2020 Actual	FY 2021 Actual	FY 2022 Target	FY 2023 Target	FY 2024 Target
Relay Missouri Related Complaints	1	0	0	0	0	0

Note 1: Customer satisfaction is based on the number of complaints related to the Relay Missouri Services and Cap Tel Services.

## PROGRAM DESCRIPTION


Department of Commerce and Insurance

HB Section(s): 7.555

Public Service Commission Regulatory-Deaf Relay

Program is found in the following core budget(s): Deaf Relay Services and Equipment Distribution Program

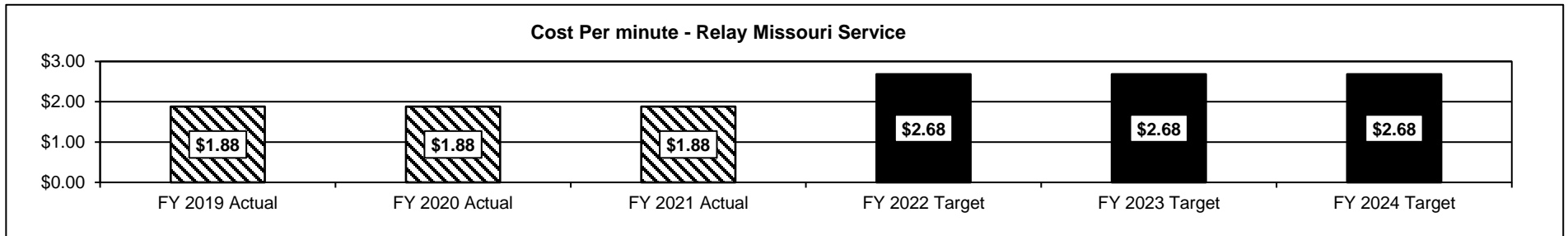
### 2c. Provide a measure(s) of the program's impact.



Note 1: The 85% level is a minimum technical requirement in FCC rules (47 CFR §64.604(b) and is also a PSC contractual requirement for providing Relay and Cap Tel services.

Note 2: FY2020 numbers have significantly increased due to the COVID-19 Pandemic. The FCC issued Order DA-20-281 to waive, from March 1 - May 15, 2020, the requirement that TRS providers answer 85% of calls within 10 seconds, measured on a daily basis, conditional on the TRS provider ensuring that 85% of calls are answered within 120 seconds, measured on a monthly basis. A subsequent Order DA 20-517 was issued extending the waiver through June 30, 2020.

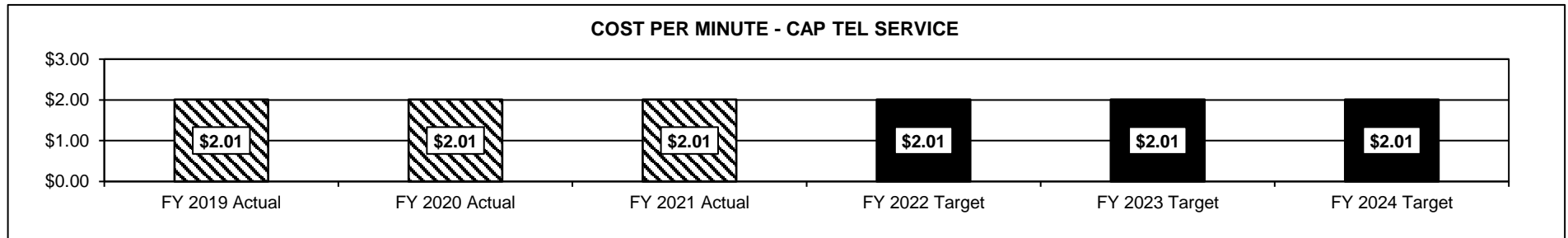
### 2d. Provide a measure(s) of the program's efficiency.



Note 1: Base targets are set by contract, through a competitive bidding process (current contract period is August 2021-October 2021).

Note 2: Stretch targets are not applicable due to costs being set by the contract.

### 2d. Provide a measure(s) of the program's efficiency (continued).



Note 1: Base targets are set by contract, through a competitive bidding process (current contract period is August 2021-October 2021).

Note 2: Stretch targets are not applicable due to costs being set by the contract.

## PROGRAM DESCRIPTION


Department of Commerce and Insurance

HB Section(s): 7.555

Public Service Commission Regulatory-Deaf Relay

Program is found in the following core budget(s): Deaf Relay Services and Equipment Distribution Program

3. Provide actual expenditures for the prior three fiscal years and planned expenditures for the current fiscal year. (Note: Amounts do not include fringe benefit costs.)



4. What are the sources of the "Other " funds?

Deaf Relay Service and Equipment Distribution Program Fund (0559)

5. What is the authorization for this program, i.e., federal or state statute, etc.? (Include the federal program number, if applicable.)

Chapter 209 RSMo, Sections 251-260

6. Are there federal matching requirements? If yes, please explain.

N/A

7. Is this a federally mandated program? If yes, please explain.

No; however, federal requirements apply to a state relay service.

## CORE DECISION ITEM

Department of Commerce and Insurance	Budget Unit	42955C
Office of the Public Counsel		
Core - State Legal Expense Fund Transfer	HB Section	7.560

### 1. CORE FINANCIAL SUMMARY

	FY 2023 Budget Request			
	GR	Federal	Other	Total
PS	0	0	0	0
EE	0	0	0	0
PSD	0	0	0	0
TRF	1	0	0	1
Total	1	0	0	1
FTE	0.00	0.00	0.00	0.00

<b>Est. Fringe</b>	0	0	0	0
Note: Fringes budgeted in House Bill 5 except for certain fringes budgeted directly to MoDOT, Highway Patrol, and Conservation.				

Other Funds:

	FY 2023 Governor's Recommendation			
	GR	Federal	Other	Total
PS	0	0	0	0
EE	0	0	0	0
PSD	0	0	0	0
TRF	0	0	0	0
Total	0	0	0	0
FTE	0.00	0.00	0.00	0.00

<b>Est. Fringe</b>	0	0	0	0
Note: Fringes budgeted in House Bill 5 except for certain fringes budgeted directly to MoDOT, Highway Patrol, and Conservation.				

Other Funds:

### 2. CORE DESCRIPTION

In FY 2021, the General Assembly appropriated \$1 for transfer from the department's core budget to the State Legal Expense Fund for the payment of claims, premiums, and expenses provided by section 105.711 through Section 105.726 RSMo. In order to fund such expenses, the General Assembly also authorized three percent flexibility from the departments operating budget into the \$1 transfer appropriation.

### 3. PROGRAM LISTING (list programs included in this core funding)

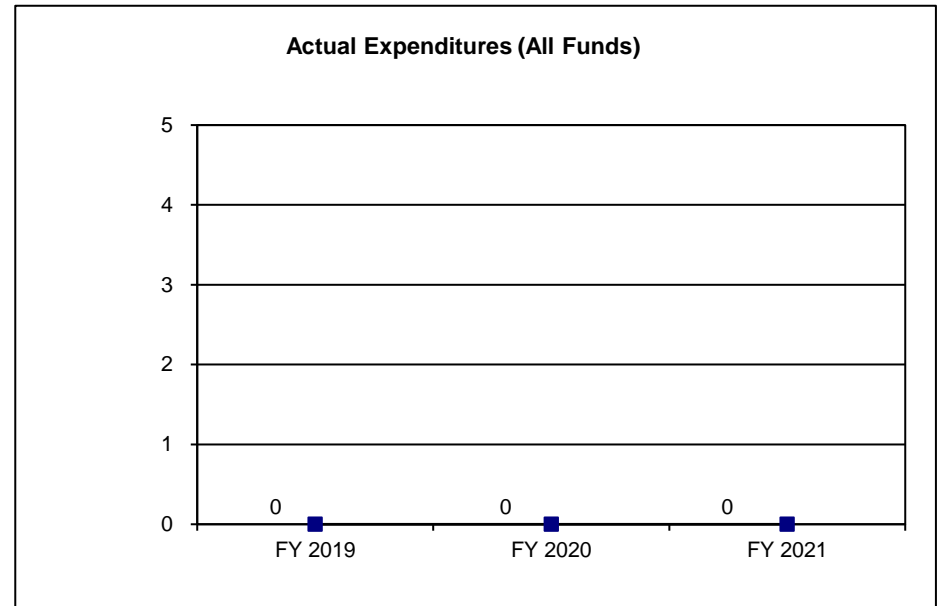
N/A

# **CORE DECISION ITEM**

<b>Department of Commerce and Insurance</b>	<b>Budget Unit</b> <u>42955C</u>
<b>Office of the Public Counsel</b>	
<b>Core - State Legal Expense Fund Transfer</b>	<b>HB Section</b> <u>7.560</u>

## **4. FINANCIAL HISTORY**

	<b>FY 2019 Actual</b>	<b>FY 2020 Actual</b>	<b>FY 2021 Actual</b>	<b>FY 2022 Current Yr.</b>
Appropriation (All Funds)	0	0	1	1
Less Reverted (All Funds)	0	0	0	0
Less Restricted (All Funds)	0	0	0	0
Budget Authority (All Funds)	0	0	1	1
Actual Expenditures (All Funds)	0	0	0	N/A
Unexpended (All Funds)	0	0	1	N/A
Unexpended, by Fund:				
General Revenue	0	0	0	N/A
Federal	0	0	0	N/A
Other	0	0	0	N/A
			(1)	



Reverted includes the statutory three percent reserve amount (when applicable).

Restricted includes any Governor's expenditure restrictions which remained at the end of the fiscal year (when applicable).

### **NOTES:**

(1) FY 2021 is the first year for this appropriation. No transfers needed in FY 2021.

---

**CORE RECONCILIATION DETAIL**

---

**DEPT OF COMMERCE AND INSURANCE**

---

**DCI LEGAL EXPENSE TRF**

---

---

**5. CORE RECONCILIATION DETAIL**

---

	Budget Class	FTE	GR	Federal	Other	Total	Explanation
<hr/>							
TAFP AFTER VETOES	TRF	0.00	1	0	0	1	
	<b>Total</b>	<b>0.00</b>	<b>1</b>	<b>0</b>	<b>0</b>	<b>1</b>	
<hr/>							
DEPARTMENT CORE REQUEST	TRF	0.00	1	0	0	1	
	<b>Total</b>	<b>0.00</b>	<b>1</b>	<b>0</b>	<b>0</b>	<b>1</b>	
<hr/>							
GOVERNOR'S RECOMMENDED CORE	TRF	0.00	1	0	0	1	
	<b>Total</b>	<b>0.00</b>	<b>1</b>	<b>0</b>	<b>0</b>	<b>1</b>	
<hr/>							

# DCI

# DECISION ITEM SUMMARY

Budget Unit								
Decision Item	FY 2021	FY 2021	FY 2022	FY 2022	FY 2023	FY 2023	*****	*****
Budget Object Summary	ACTUAL	ACTUAL	BUDGET	BUDGET	DEPT REQ	DEPT REQ	SECURED	SECURED
Fund	DOLLAR	FTE	DOLLAR	FTE	DOLLAR	FTE	COLUMN	COLUMN
DCI LEGAL EXPENSE TRF								
CORE								
FUND TRANSFERS								
GENERAL REVENUE	0	0.00	1	0.00	1	0.00	0	0.00
TOTAL - TRF	0	0.00	1	0.00	1	0.00	0	0.00
TOTAL	0	0.00	1	0.00	1	0.00	0	0.00
GRAND TOTAL	\$0	0.00	\$1	0.00	\$1	0.00	\$0	0.00

9/24/21 9:22

im\_disummary

# DCI

# DECISION ITEM DETAIL

Budget Unit	FY 2021	FY 2021	FY 2022	FY 2022	FY 2023	FY 2023	*****	*****
Decision Item	ACTUAL	ACTUAL	BUDGET	BUDGET	DEPT REQ	DEPT REQ	SECURED	SECURED
Budget Object Class	DOLLAR	FTE	DOLLAR	FTE	DOLLAR	FTE	COLUMN	COLUMN
DCI LEGAL EXPENSE TRF								
CORE								
TRANSFERS OUT	0	0.00	1	0.00	1	0.00	0	0.00
TOTAL - TRF	0	0.00	1	0.00	1	0.00	0	0.00
GRAND TOTAL	\$0	0.00	\$1	0.00	\$1	0.00	\$0	0.00
GENERAL REVENUE	\$0	0.00	\$1	0.00	\$1	0.00		0.00
FEDERAL FUNDS	\$0	0.00	\$0	0.00	\$0	0.00		0.00
OTHER FUNDS	\$0	0.00	\$0	0.00	\$0	0.00		0.00