


FY 2023

Budget Request

Governor's Recommendations

Book 1 of 2



MISSOURI
DEPARTMENT OF
NATURAL RESOURCES

This page was intentionally left blank.

Missouri Department of Natural Resources
 FY 2023 Governor’s Recommendations
 Table of Contents

Page #

Page #

Book 1

Overview Information

Table of Contents i-v
 Department Overview Information i-v
 Department Placemat vi
 Department Strategic Overview vii
 State Auditor Reports, Oversight Evaluations, MO Sunset Act Reports.... viii-x

Department Operations

Core - Department Operations 1
 Core - Department Operations Flexibility Request 7
 Core - Department Operations Program Description 11
 NDI - Operational Excellence Coordinator 17

Division of Environmental Quality

Division of Environmental Quality Budget Summary 21
 Core - Environmental Quality Operations Flexibility Request 22
 Core - Environmental Quality Pass-Through Flexibility Request 23
 Core - Water Protection Program Operations 25
 Core - Water Protection Program PSDs 35
 Core - Water Protection Program Description 48
 Core - Soil and Water Conservation Program Operations 69
 Core - Soil and Water Conservation PSD 75
 Core - Soil and Water Conservation Program Description 80
 Core - Air Pollution Control Program Operations 89
 Core - Air Pollution Control Grants and Contracts PSD 97
 Core - Air Pollution Control Program Description 102
 Core - Environmental Remediation (formerly Hazardous Waste) Program Ops 113
 Core - Hazardous Sites PSD 121
 Core - Environmental Remediation Program Description 126
 Core - Superfund Obligations 137
 NDI - Superfund Obligations 143
 Core - Petroleum Related Activities 155
 Core - Petroleum Related Activities Program Description 161
 Core - Waste Management (formerly Solid Waste Management) Program Ops ... 169
 Core - Solid Waste Management PSDs 179
 Core - Waste Management Program Description 191

Division of Environmental Quality (continued)

 NDI - Solid Waste Forfeitures GR Transfer 203
 NDI - Solid Waste Forfeitures Increase 209
 Core - Regional Offices 221
 Core - Regional Offices Program Description 229
 Core - Environmental Services Program Operations 235
 Core - Hazardous Substances Analysis & Emergency Response PSD 245
 Core - Environmental Services Program Description 250
 Core - Administration Operations 257
 Core - Technical Assistance Grants 263
 Core - Administration Program Description 268

Missouri Geological Survey

Core - Missouri Geological Survey Operations 275
 Core - Missouri Geological Survey Flexibility Request 286
 Core - Missouri Geological Survey PSDs 291
 Core - Missouri Geological Survey Program Description 304
 NDI - Critical Minerals, Mapping, and Infrastructure 317
 NDI - Missouri River Flood Risk & Resiliency 327
 Core - Clarence Cannon Dam Transfer 333
 Core - Clarence Cannon Dam Payment 339
 Core - Clarence Cannon Dam Transfer & Payment Program Description .. 344
 NDI - Clarence Cannon Dam Transfer Increase 347
 NDI - Clarence Cannon Dam Payment Increase 353

Energy

Core - Energy Operations 359
 Core - Energy Flexibility Request 364
 Core - Energy Efficient Services PSD 367
 Core - Energy Program Description 378
 NDI - Small Agricultural Grants and Energy Audits 391
 NDI - Low Income Weatherization 397
 NDI - Municipal Utility Relief Loan Repayments to GR 403
 Core - Appropriated Tax Credits 407
 Core - Appropriated Tax Credits Program Description 412

Missouri Department of Natural Resources
 FY 2023 Governor’s Recommendations
 Table of Contents

Page #

Page #

Book 2

Missouri State Parks

Core - Missouri State Parks Operations 417
 Core - Missouri State Parks PSD 429
 Core - Missouri State Parks & Historic Preservation Flexibility Request 432
 Core - Missouri State Parks Program Description 433
 NDI - Outdoor Recreation Grants Expansion..... 447
 NDI - Rock Island Trail Initial Security and Maintenance..... 455
 Core - Historic Preservation Operations 463
 Core - Historic Preservation PSD..... 471
 Core - Historic Preservation Program Description 473
 Core - Historic Preservation Transfer 481
 NDI - Historic Preservation (Entertainer Tax) Transfer 487
 NDI - Historic Preservation Grants Expansion 491

Agency Wide

 NDI - Pay Plan – FY 2022 Cost to Continue 497
 NDI - Pay Plan – FY 2023 Cost to Continue 523
 Core - Agency Wide Flexibility Request..... 550
 Core - Environmental Restoration..... 551
 Core - Environmental Restoration Program Description..... 556
 Core - Natural Resources Revolving..... 563
 Core - Natural Resources Revolving Program Description..... 568
 NDI - Vehicle Fleet Obligations 571
 Core - Refund Accounts 577
 Core - Refund Accounts Program Description 583
 Core - Sales Tax Reimbursement to GR 585
 Core - Sales Tax Reimbursement to GR Program Description 590
 Core - Cost Allocation & Federal Fund Transfers-DNR/Leasing/OA ITSD. 593
 Core - Legal Expense Fund Transfer..... 617

Organizations Administratively Attached to the Department

Environmental Improvement and Energy Resources Authority

Core - EIERA623
 Core - EIERA Program Description629

Petroleum Storage Tank Insurance Fund

Core - Petroleum Storage Tank Ins Fund Staff & Expenses633
 Core - Petroleum Storage Tank Ins Fund Flexibility Request.....637
 Core - Petroleum Storage Tank Ins Fund Claims & Expenses639
 Core - Petroleum Storage Tank Ins Fund Program Description644
 NDI - Contingency E&E648

Missouri Department of Natural Resources Overview

Missouri is blessed with natural resource diversity and abundance like few other states in the nation. The Missouri Department of Natural Resources protects our air, land, water, and mineral resources; preserves our unique natural and historic places; and provides recreational and learning opportunities; while promoting the environmentally sound and energy-efficient operations of businesses, communities, agriculture, and industry for the benefit of all Missourians.

The Department accomplishes its mission through the Division of Environmental Quality, Missouri State Parks, the Missouri Geological Survey, the Division of Energy, and the Division of Administrative Support. A number of boards and commissions also support and facilitate the Department's role and responsibilities.

Environmental Quality

The Division of Environmental Quality protects our air, land, and water and assists communities and businesses in complying with current regulations. The Division also helps Missourians prevent pollution and protects the public from emissions in excess of permit limits, discharges, and waste disposal practices.

State Parks and Historic Sites

Missouri State Parks preserves and interprets the state's most outstanding natural landscapes and cultural landmarks, while providing a variety of recreational and learning opportunities.

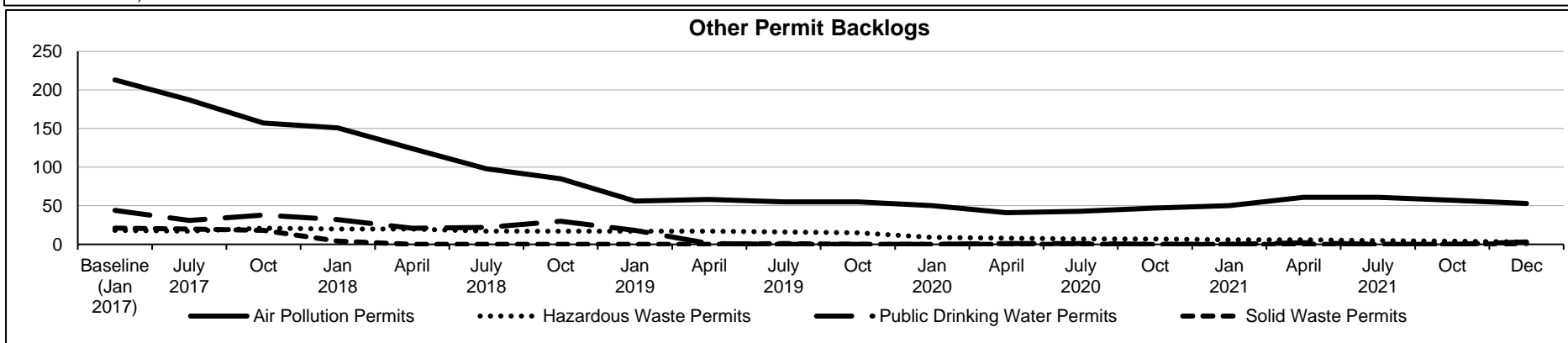
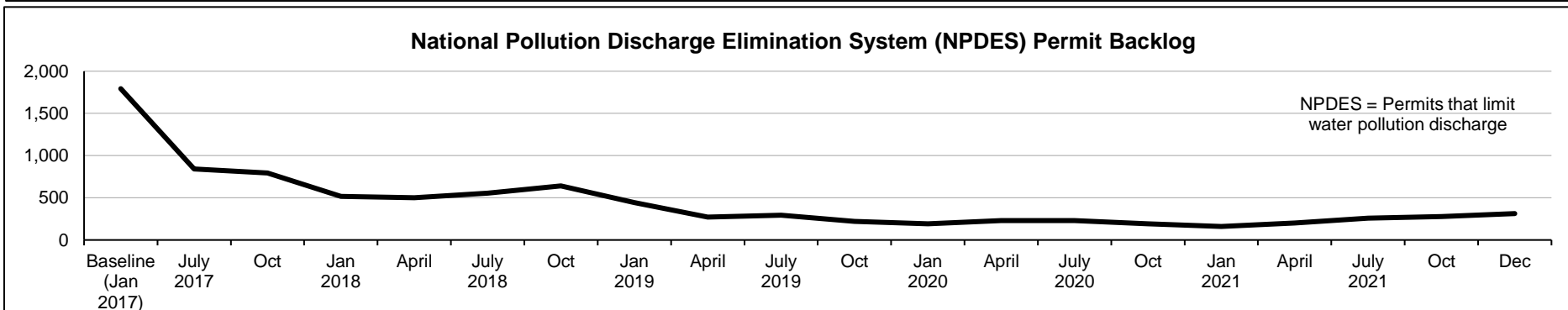
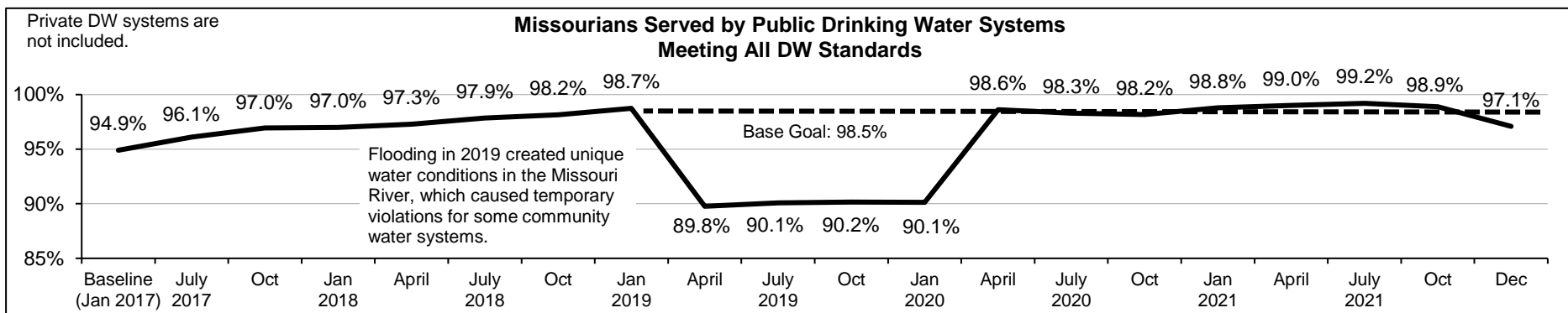
Geological Survey

The Missouri Geological Survey provides reliable scientific information, promotes informed decision-making about Missouri's natural resources, protects the environment, and encourages economic development. The Division plans for Missouri's comprehensive water needs by examining both surface and groundwater use and availability, ensures mined lands are reclaimed, and administers the Missouri Dam and Reservoir Safety Law.

Energy

The Division of Energy promotes the use of diverse energy resources to ensure affordability and reliability of our energy supply, economic growth and investment in the State of Missouri, and energy security for our future.

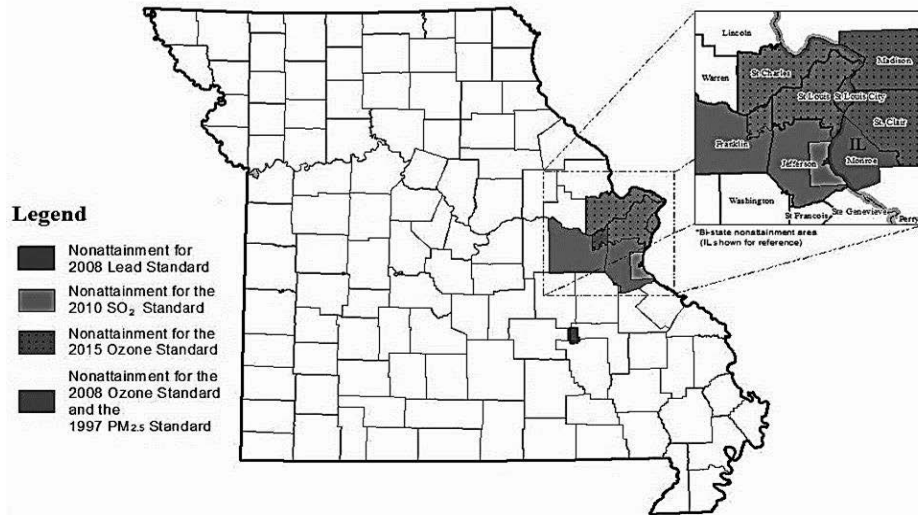
Environmental Highlights



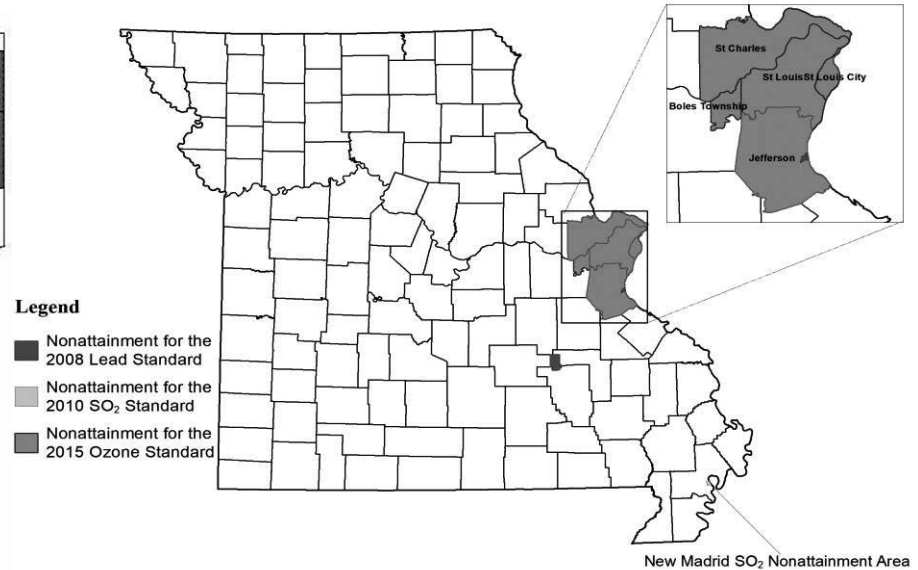
Environmental Highlights

Population Areas Based on Current Air Quality Designations (Attainment Population 67%; Nonattainment Population 33%)

Prior Designated Nonattainment Areas



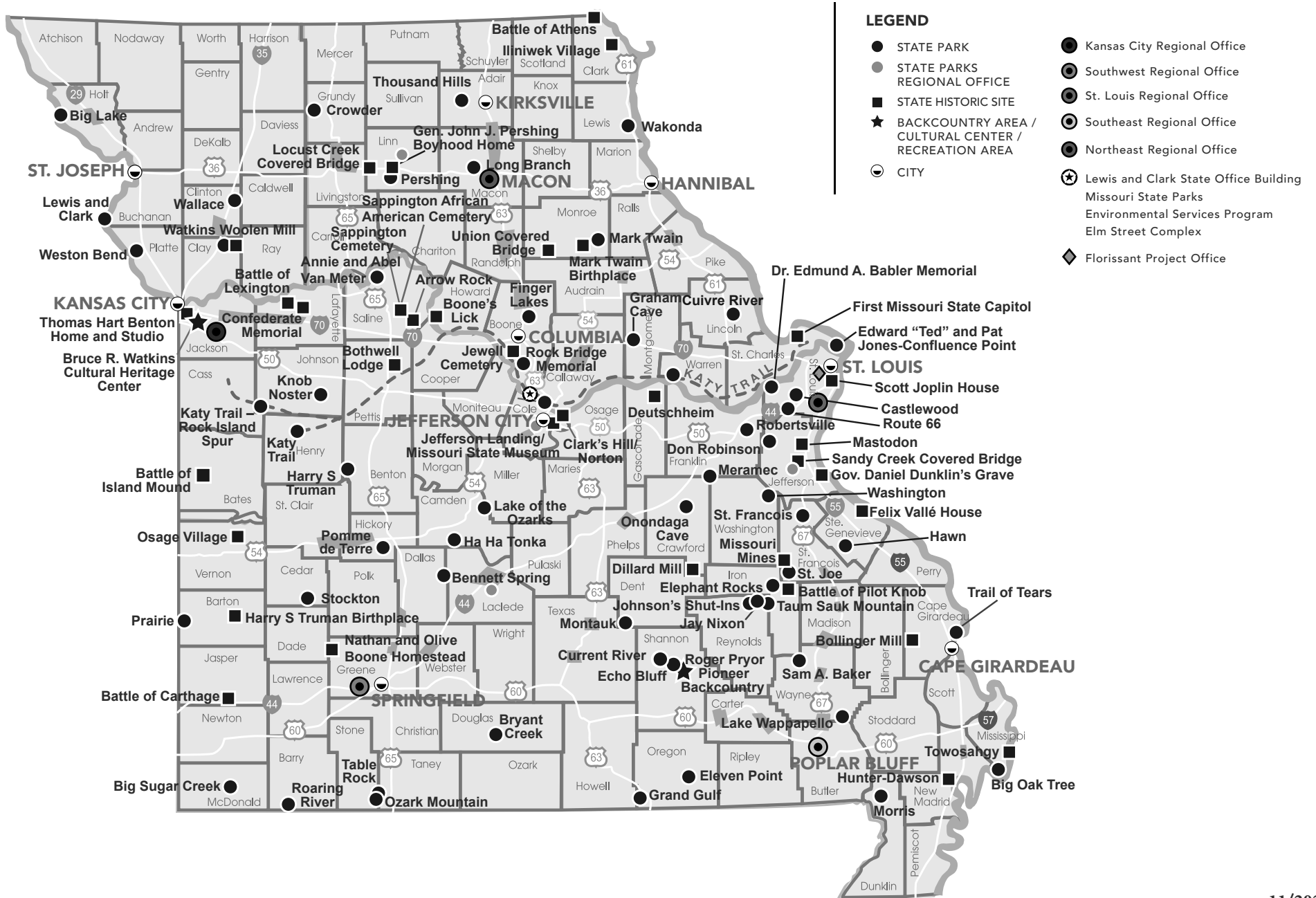
Currently Designated Nonattainment Areas



In January of 2022, EPA redesignated the nonattainment areas located in Jefferson and Jackson counties to attainment for the 2010 Sulphur Dioxide Standard. In September of 2018, EPA redesignated the St. Louis nonattainment area to attainment for the 2008 ozone standard. The entire state is now in attainment with the 2008 ozone standard. The City of St. Louis, the Counties of St. Charles, St. Louis and Jefferson and Boles Township of Franklin County are currently designated nonattainment for the 2015 Ozone standard. In addition, in 2020, EPA designated a portion of New Madrid County as nonattainment for the 2010 Sulphur Dioxide standard.

Base Goal: Prior to the redesignation, 66% of Missourians lived in designated attainment areas. Now 67% of Missourians live in designated attainment areas.

Stretch Goal: Attainment areas are reviewed as federal air quality standards are updated (the Clean Air Act requires EPA to evaluate standards every five years) and as air quality monitoring data is quality assured. The ultimate goal is for 100% of the population to live in areas that meet all national ambient air quality standards.

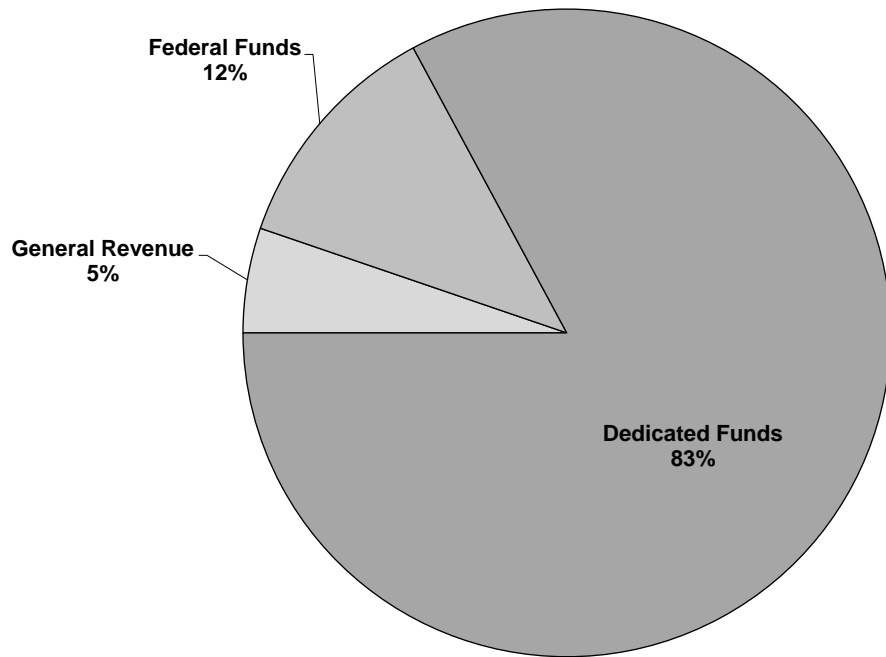


FY 2023 DNR Operating Budget Summary (HB6)

Governor Recommendations (1,701.65 FTE)

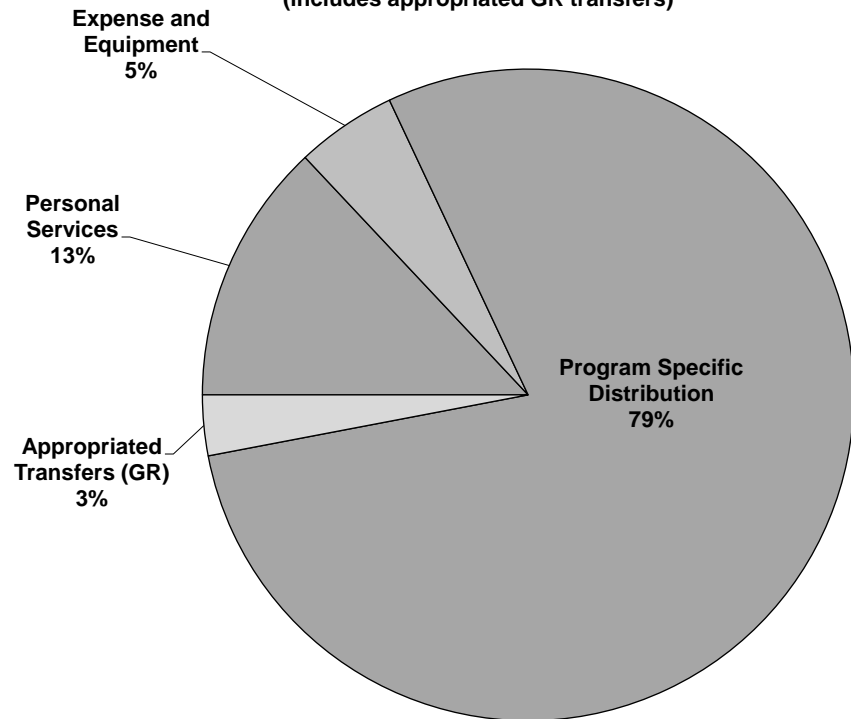


By Fund Source
(includes appropriated GR transfers)



	FY 2023	
	<u>Dollars</u>	<u>Percent</u>
General Revenue	\$ 33,331,231	5%
Federal Funds	\$ 75,698,030	12%
Dedicated Funds	\$ 529,754,190	83%
Total	\$ 638,783,451	100%

By Expenditure Type
(includes appropriated GR transfers)



	FY 2023	
	<u>Dollars</u>	<u>Percent</u>
Personal Services	\$ 83,410,216	13%
Expense and Equipment	\$ 29,508,246	5%
Program Specific Distribution	\$ 504,428,357	79%
Appropriated Transfers (GR)	\$ 21,436,632	3%
Total	\$ 638,783,451	100%



MISSOURI

Department of Natural Resources

2022 (version 1)



ASPIRATION

Foster a DNR organizational culture that empowers team members to improve the quality of life for Missourians by managing our natural resources to promote a healthy environment and economy.

THEMES

Improve Team Member Experiences

Provide Knowledge and Resources to Our Citizens

Build Stronger and More Resilient Communities

INITIATIVES

- Establish a Training Liaison Team to Identify, Evaluate, Recommend, and Provide Training Opportunities
- Develop Rewards and Recognition Menu and Implement Division Specific Plans
- Establish a Peer Support Group
- Embrace Diversity, Inclusion and Belonging in All Aspects of Organizational Culture
- Develop and Implement Succession Planning
- Define a Set of Values to Strengthen the Organizational Culture

- Expand Knowledge of Missouri's Earth Resources Through Surface and Subsurface Mapping
- Develop an Innovative Strategy to Identify Energy Opportunities for Missouri
- Improve Flood and Drought Prediction and Communication to Citizens
- Improve Access To and Use of Pass-through Funding Programs

- Provide Communities with More Resiliency through Flood and Drought Mitigation Support
- Successfully Implement New Community Infrastructure Funding Programs
- Implement State Parks Revenue Bond and ARPA Projects
- Begin Construction on Rock Island State Park
- Identify and Implement Expanded Energy Funding

Department strategic overview: FY23 Budget

DEPARTMENT:	<i>Natural Resources</i>
DIRECTOR:	<i>Dru Buntin</i>
DEPARTMENT ASPIRATION:	<i>Help Missouri citizens thrive by managing natural resources to promote a healthy environment and economy.</i>
HIGHLIGHTS FROM FY21-FY22	<ul style="list-style-type: none"> • <i>Reduced environmental permit backlog by 81% from January 2017 baseline and developed plan to eliminate remaining backlog</i> • <i>Distributed Volkswagen Trust funding to reduce diesel-vehicle nitrogen-oxide emissions</i> • <i>Requested EPA approval to eliminate emission inspections/maintenance in Jefferson and Franklin Counties, based on attainment of ozone standard</i> • <i>Last year awarded more than \$281 M to 27 communities to improve their water and wastewater infrastructure, benefiting more than 1,159,727 Missourians</i> • <i>Completed evaluation of state park maintenance and repair data, developed lifecycle schedules, and began field verification and GIS data entry</i> • <i>Finalized the statewide water plan and commenced updated analysis of water-supply yield for drinking-water reservoirs</i> • <i>Optimized the well drillers online system (Well Information Management System 2.0)</i> • <i>Continued critical-mineral geophysical surveys and geologic mapping to support economic development</i> • <i>Developed recommendations for flood recovery and infrastructure needs to mitigate flooding in the Lower Missouri Basin</i> • <i>Established and implemented the Municipal Utility Emergency Loan Program that processed approximately \$41 million in interest-free emergency loans to Missouri municipal utility entities</i> • <i>Continued mental health awareness initiative, providing resources and support to Department team members</i> • <i>Redesigned and reorganized the Department’s website to improve the customer experience</i>
FY23 PRIORITIES	<ul style="list-style-type: none"> • <i>Continue employing compliance assistance as the most productive way to approach regulatory efforts and reducing environmental permit backlog</i> • <i>Find more effective and efficient ways to target pass-through funding to help Missouri communities thrive</i> • <i>Build partnerships that allow us to leverage resources and expertise to accomplish groundbreaking success, such as the Atchison County Levee setback</i> • <i>Address public health and safety issues at solid waste disposal areas and processing facilities in a timelier and more cost-effective manner</i> • <i>Continue implementing initiatives of the state water plan including, water-supply development, drought mitigation, and soil-moisture network</i> • <i>Develop new approaches to flood protection infrastructure on the Missouri and Mississippi Rivers to reduce future damage</i> • <i>Support water-resources project development and funding for the Little Otter Creek and East Locust Creek reservoirs</i> • <i>Continue critical-mineral assessments; communicate results through publication of maps and geologic information to promote economic development</i> • <i>Continue state energy-planning process to identify and align priorities</i> • <i>Continue implementing strategic change initiative for diversity, inclusion, and belonging</i> • <i>Acquire technology to automate documentation and reports for in-field inspections</i> • <i>Continue emphasis on improving and maintaining the infrastructure at Missouri’s 92 state parks and historic sites, including a \$68.2M bonding package for 28 projects at 22 state parks, and expansion of public Wi-Fi access</i> • <i>Streamline the state-parks clearance process for construction and maintenance projects</i>
FY24 PREVIEW	<ul style="list-style-type: none"> • <i>Continue reducing environmental permit backlog</i> • <i>Expand recreational opportunities at state parks that serve multiple generations/users, underserved Missourians, and those with disabilities</i> • <i>Finalize framework for phosphorus and nitrogen exchange platform to reduce nutrient pollution in Missouri’s waters</i> • <i>Implement the statewide dam and reservoir safety inventory to protect the public</i> • <i>Expand opportunities to produce geologic maps and mapping products that meet the strategic needs of Missouri</i> • <i>Implement software to accomplish in-field inspection reports</i>

State Auditor's Reports

Program or Division Name	Type of Report	Date Issued	Website Link
State of Missouri Comprehensive Financial Report on Internal Control, Compliance, and Other Matters Ending 6/30/2020	State	3/2021	https://auditor.mo.gov/AuditReport/Reports?SearchLocalState=3
State of Missouri Statewide Single Audit Ending 6/30/2020	State	5/2021	https://auditor.mo.gov/AuditReport/Reports?SearchLocalState=35
Comprehensive Annual Financial Report Ending 6/30/2020	State	2/2021	https://auditor.mo.gov/AuditReport/Reports?SearchLocalState=3
Federal Funding for COVID-19 Response Monthly Reports	State	Monthly	https://auditor.mo.gov/AuditReport/Reports?SearchYear=69
State of Missouri Comprehensive Financial Report on Internal Control, Compliance, and Other Matters Ending 6/30/2019	State	3/2020	https://auditor.mo.gov/AuditReport/Reports?SearchLocalState=3
State of Missouri Statewide Single Audit Ending 6/30/2019	State	3/2020	https://auditor.mo.gov/AuditReport/Reports?SearchLocalState=35
Comprehensive Annual Financial Report Ending 6/30/2019	State	1/2020	https://auditor.mo.gov/AuditReport/Reports?SearchLocalState=3
State of Missouri Statewide Single Audit Ending 6/30/2018	State	3/2019	https://app.auditor.mo.gov/AuditReports/AudRpt2.aspx?id=35
Comprehensive Annual Financial Report Ending 6/30/2018	State	1/2019	https://auditor.mo.gov/AuditReport/Reports?SearchLocalState=3

Federal Audits/Reviews (Performance Evaluations and Program Reviews)

Program or Division Name	Type of Report	Date Issued	Website Link
Water Protection Program Compliance/Enforcement Program Review Ending 9/30/2019	Federal	10/2021	Available upon request
Water Protection Program Operating Permits Quality Program Review for the period April-June 2020	Federal	6/2021	Available upon request
State Revolving Fund Program Review Ending 9/30/2020	Federal	6/2021	Available upon request
Missouri Geological Survey National Dam Safety Program Review Ending 2/17/2021	Federal	2/2021	Available upon request
Tanks Program Review Ending 9/30/2019	Federal	9/2020	Available upon request
Clean Water and Drinking Water State Revolving Fund Performance Evaluation Ending 9/30/2019	Federal	7/2020	Available upon request
Underground Injection Control Program Review Ending 9/30/2019	Federal	6/2020	Available upon request
Asbestos Program Review Ending 9/30/2019	Federal	5/2020	Available upon request
State Review Framework Program Review Ending 9/30/2019	Federal	5/2020	Available upon request
Public Drinking Water Capacity Development Program Review Ending 9/30/2019	Federal	3/2020	Available upon request
Chemical Analysis of Drinking Water Samples Program Review Ending 9/30/2019	Federal	2/2020	Available upon request
Public Water Supply System Supervision Performance Evaluation 9/30/2019	Federal	2/2020	Available upon request
Drinking Water Laboratory Certification Program Review Ending 9/30/2019	Federal	1/2020	Available upon request
Superfund Program Review Ending 9/30/2018	Federal	11/2019	Available upon request
Operator Certification Program Review Ending 9/30/2019	Federal	11/2019	Available upon request
Clean Water and Drinking Water State Revolving Fund Performance Evaluation Ending 9/30/2018	Federal	9/2019	Available upon request
Public Drinking Water Capacity Development Program Review Ending 9/30/2018	Federal	4/2019	Available upon request

Missouri Sunset Act Reports

Program Name	Statutes Establishing	Sunset Date	Review Status
Alternative Fuel Infrastructure Tax Credit	Section 135.710, RSMo	December 31, 2017	
Wood Energy Tax Credit	Sections 135.300 - 135.311, RSMo	June 30, 2020	
Radioactive Waste Shipments	Section 260.392, RSMo	August 28, 2024	

CORE DECISION ITEM

Department of Natural Resources	Budget Unit 78111C
Department Operations	
Department Operations Core	HB Section 6.200

1. CORE FINANCIAL SUMMARY

	FY 2023 Budget Request					FY 2023 Governor's Recommendation			
	GR	Federal	Other	Total		GR	Fed	Other	Total
PS	201,814	539,554	3,224,025	3,965,393	PS	201,814	539,554	3,224,025	3,965,393
EE	61,856	105,142	802,889	969,887	EE	61,856	105,142	802,889	969,887
PSD	0	0	0	0	PSD	0	0	0	0
Total	263,670	644,696	4,026,914	4,935,280	Total	263,670	644,696	4,026,914	4,935,280
FTE	7.95	9.97	56.79	74.71	FTE	7.95	9.97	56.79	74.71

Est. Fringe	121,088	323,732	1,934,415	2,379,236
--------------------	---------	---------	-----------	-----------

Note: Fringes budgeted in House Bill 5 except for certain fringes budgeted directly to MoDOT, Highway Patrol, and Conservation.

Est. Fringe	121,088	323,732	1,934,415	2,379,236
--------------------	---------	---------	-----------	-----------

Note: Fringes budgeted in House Bill 5 except for certain fringes budgeted directly to MoDOT, Highway Patrol, and Conservation.

Other Funds: State Parks Earnings (0415); DNR Revolving Services Fund (0425); Cost Allocation Fund (0500); Solid Waste Management Fund (0570); Soil and Water Sales Tax Fund (0614)

Core Reduction: The FY 2023 Budget Request includes a voluntary core reduction of \$20,000 Expense and Equipment.

2. CORE DESCRIPTION

Department Operations includes the Department Director, Deputy Directors, Administrative Support, Communications, and Legal. They are responsible for implementing statewide environmental and natural resource policies resulting in environmentally-sound decisions that protect our air, land, and water while fostering economic development; managing the organizational units within the Department; and promoting efficient administration and operations.

CORE DECISION ITEM

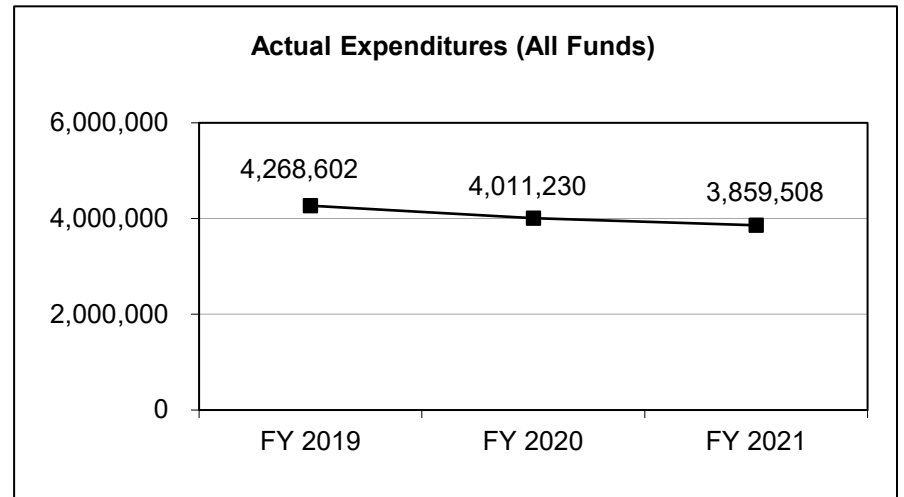
Department of Natural Resources	Budget Unit 78111C
Department Operations	
Department Operations Core	HB Section 6.200

3. PROGRAM LISTING (list programs included in this core funding)

Department Operations

4. FINANCIAL HISTORY

	FY 2019 Actual	FY 2020 Actual	FY 2021 Actual	FY 2022 Current Yr.
Appropriation (All Funds)	5,550,560	5,147,179	4,916,018	4,955,280
Less Reverted (All Funds)	(7,531)	(7,704)	(6,351)	(6,410)
Less Restricted (All Funds)*	0	0	0	0
Budget Authority (All Funds)	5,543,029	5,139,475	4,909,667	4,948,870
Actual Expenditures (All Funds)	4,268,602	4,011,230	3,859,508	N/A
Unexpended (All Funds)	1,274,427	1,128,245	1,050,159	N/A
Unexpended, by Fund:				
General Revenue	36,804	31,186	23,969	N/A
Federal	292,460	234,366	110,147	N/A
Other	945,163	862,693	916,043	N/A



Reverted includes the statutory three-percent reserve amount (when applicable).

Restricted includes any Governor's Expenditure Restrictions which remained at the end of the fiscal year (when applicable).

NOTES:

Financial data includes contract audit appropriations, which are set at a level to encumber and pay our commitments. These often span more than one fiscal year. That, in conjunction with staff turnover, have caused unexpended appropriation balances. The Department continues to review operating expenditures to be efficient and effective with state resources.

CORE RECONCILIATION DETAIL

**DEPARTMENT OF NATURAL RESOURCES
DEPARTMENT OPERATIONS**

5. CORE RECONCILIATION DETAIL

			Budget Class	FTE	GR	Federal	Other	Total	Explanation
TAFP AFTER VETOES									
			PS	74.71	201,814	539,554	3,224,025	3,965,393	
			EE	0.00	61,856	105,142	822,889	989,887	
			Total	74.71	263,670	644,696	4,046,914	4,955,280	
DEPARTMENT CORE ADJUSTMENTS									
Core Reduction	1583	1815	EE	0.00	0	0	(20,000)	(20,000)	Voluntary core reductions will more closely align the budget with planned spending.
Core Reallocation	1360	1813	PS	0.00	0	0	0	0	Core reallocations will more closely align the budget with planned spending.
Core Reallocation	1360	1810	PS	(0.00)	0	0	0	0	Core reallocations will more closely align the budget with planned spending.
Core Reallocation	1360	1804	PS	0.00	0	0	0	0	Core reallocations will more closely align the budget with planned spending.
NET DEPARTMENT CHANGES				(0.00)	0	0	(20,000)	(20,000)	
DEPARTMENT CORE REQUEST									
			PS	74.71	201,814	539,554	3,224,025	3,965,393	
			EE	0.00	61,856	105,142	802,889	969,887	
			Total	74.71	263,670	644,696	4,026,914	4,935,280	
GOVERNOR'S RECOMMENDED CORE									
			PS	74.71	201,814	539,554	3,224,025	3,965,393	

CORE RECONCILIATION DETAIL

**DEPARTMENT OF NATURAL RESOURCES
DEPARTMENT OPERATIONS**

5. CORE RECONCILIATION DETAIL

	Budget Class	FTE	GR	Federal	Other	Total	Explanation
GOVERNOR'S RECOMMENDED CORE							
	EE	0.00	61,856	105,142	802,889	969,887	
	Total	74.71	263,670	644,696	4,026,914	4,935,280	

DEPARTMENT OF NATURAL RESOURCES

DECISION ITEM SUMMARY

Budget Unit								
Decision Item	FY 2021	FY 2021	FY 2022	FY 2022	FY 2023	FY 2023	FY 2023	FY 2023
Budget Object Summary	ACTUAL	ACTUAL	BUDGET	BUDGET	DEPT REQ	DEPT REQ	GOV REC	GOV REC
Fund	DOLLAR	FTE	DOLLAR	FTE	DOLLAR	FTE	DOLLAR	FTE
DEPARTMENT OPERATIONS								
CORE								
PERSONAL SERVICES								
GENERAL REVENUE	169,852	2.84	201,814	7.95	201,814	7.95	201,814	7.95
DEPT NATURAL RESOURCES	451,135	7.74	539,554	9.97	539,554	9.97	539,554	9.97
NATURAL RESOURCES REVOLVING SE	44,621	0.99	45,304	1.00	45,304	1.00	45,304	1.00
DNR COST ALLOCATION	2,663,933	46.21	3,178,721	55.79	3,178,721	55.79	3,178,721	55.79
TOTAL - PS	3,329,541	57.78	3,965,393	74.71	3,965,393	74.71	3,965,393	74.71
EXPENSE & EQUIPMENT								
GENERAL REVENUE	61,500	0.00	61,856	0.00	61,856	0.00	61,856	0.00
DEPT NATURAL RESOURCES	98,072	0.00	105,142	0.00	105,142	0.00	105,142	0.00
STATE PARKS EARNINGS	32,272	0.00	75,000	0.00	75,000	0.00	75,000	0.00
DNR COST ALLOCATION	254,028	0.00	519,889	0.00	499,889	0.00	499,889	0.00
SOLID WASTE MANAGEMENT	46,024	0.00	78,000	0.00	78,000	0.00	78,000	0.00
SOIL AND WATER SALES TAX	38,071	0.00	150,000	0.00	150,000	0.00	150,000	0.00
TOTAL - EE	529,967	0.00	989,887	0.00	969,887	0.00	969,887	0.00
TOTAL	3,859,508	57.78	4,955,280	74.71	4,935,280	74.71	4,935,280	74.71
Pay Plan - 0000012								
PERSONAL SERVICES								
GENERAL REVENUE	0	0.00	0	0.00	0	0.00	230,503	0.00
NATURAL RESOURCES REVOLVING SE	0	0.00	0	0.00	0	0.00	2,516	0.00
TOTAL - PS	0	0.00	0	0.00	0	0.00	233,019	0.00
TOTAL	0	0.00	0	0.00	0	0.00	233,019	0.00
Pay Plan FY22-Cost to Continue - 0000013								
PERSONAL SERVICES								
GENERAL REVENUE	0	0.00	0	0.00	1,998	0.00	1,998	0.00
DEPT NATURAL RESOURCES	0	0.00	0	0.00	5,342	0.00	5,342	0.00
NATURAL RESOURCES REVOLVING SE	0	0.00	0	0.00	449	0.00	449	0.00
DNR COST ALLOCATION	0	0.00	0	0.00	31,473	0.00	31,473	0.00
TOTAL - PS	0	0.00	0	0.00	39,262	0.00	39,262	0.00
TOTAL	0	0.00	0	0.00	39,262	0.00	39,262	0.00

1/31/22 7:53

im_disummary

DEPARTMENT OF NATURAL RESOURCES

DECISION ITEM SUMMARY

Budget Unit									
Decision Item	FY 2021	FY 2021	FY 2022	FY 2022	FY 2023	FY 2023	FY 2023	FY 2023	FY 2023
Budget Object Summary	ACTUAL	ACTUAL	BUDGET	BUDGET	DEPT REQ	DEPT REQ	GOV REC	GOV REC	GOV REC
Fund	DOLLAR	FTE	DOLLAR	FTE	DOLLAR	FTE	DOLLAR	FTE	DOLLAR
DEPARTMENT OPERATIONS									
Op Ex Coordinator - 0000017									
PERSONAL SERVICES									
GENERAL REVENUE	0	0.00	0	0.00	0	0.00	3,194	0.00	0.00
DEPT NATURAL RESOURCES	0	0.00	0	0.00	0	0.00	8,531	0.00	0.00
DNR COST ALLOCATION	0	0.00	0	0.00	0	0.00	50,276	0.00	0.00
TOTAL - PS	0	0.00	0	0.00	0	0.00	62,001	0.00	0.00
EXPENSE & EQUIPMENT									
GENERAL REVENUE	0	0.00	0	0.00	0	0.00	612	0.00	0.00
DEPT NATURAL RESOURCES	0	0.00	0	0.00	0	0.00	1,635	0.00	0.00
DNR COST ALLOCATION	0	0.00	0	0.00	0	0.00	9,638	0.00	0.00
TOTAL - EE	0	0.00	0	0.00	0	0.00	11,885	0.00	0.00
TOTAL	0	0.00	0	0.00	0	0.00	73,886	0.00	0.00
GRAND TOTAL	\$3,859,508	57.78	\$4,955,280	74.71	\$4,974,542	74.71	\$5,281,447	74.71	74.71

FLEXIBILITY REQUEST FORM

BUDGET UNIT NUMBER: 78111C BUDGET UNIT NAME: DEPARTMENT OPERATIONS HOUSE BILL SECTION(S): 6.200	DEPARTMENT: NATURAL RESOURCES DIVISION: DEPARTMENT OPERATIONS
--	--

1. Provide the amount by fund of personal service flexibility and the amount by fund of expense and equipment flexibility you are requesting in dollar and percentage terms and explain why the flexibility is needed. If flexibility is being requested among divisions, provide the amount by fund of flexibility you are requesting in dollar and percentage terms and explain why the flexibility is needed.

GOVERNOR'S RECOMMENDATION

The Department requests retention of 5% flexibility between funds (Federal and Other). Flexibility will allow the Department to align appropriation authority with planned spending during the fiscal year based on funds availability to help ensure effective, responsive service delivery by Department Operations staff. Also included is 3% flexibility from 6.200 to 6.415 (General Revenue) related to the Legal Expense Fund.

2. Estimate how much flexibility will be used for the budget year. How much flexibility was used in the Prior Year Budget and the Current Year Budget? Please specify the amount.

PRIOR YEAR ACTUAL AMOUNT OF FLEXIBILITY USED	CURRENT YEAR ESTIMATED AMOUNT OF FLEXIBILITY THAT WILL BE USED	BUDGET REQUEST - GOVERNOR'S REC ESTIMATED AMOUNT OF FLEXIBILITY THAT WILL BE USED
\$20,000 Fund to Fund (Other/Federal)	Flexibility usage is difficult to estimate at this time.	Flexibility usage is difficult to estimate at this time.

3. Please explain how flexibility was used in the prior and/or current years.

PRIOR YEAR EXPLAIN ACTUAL USE	CURRENT YEAR EXPLAIN PLANNED USE
Fund-to-fund flex was used to align operating E&E appropriation authority to proper funding levels based on service delivery needs during the year.	Flexibility will allow the Department to align appropriation authority with planned spending during the fiscal year based on funds availability and will help ensure effective, responsive service delivery by Department Operations staff.

DEPARTMENT OF NATURAL RESOURCES

DECISION ITEM DETAIL

Budget Unit	FY 2021	FY 2021	FY 2022	FY 2022	FY 2023	FY 2023	FY 2023	FY 2023
Decision Item	ACTUAL	ACTUAL	BUDGET	BUDGET	DEPT REQ	DEPT REQ	GOV REC	GOV REC
Budget Object Class	DOLLAR	FTE	DOLLAR	FTE	DOLLAR	FTE	DOLLAR	FTE
DEPARTMENT OPERATIONS								
CORE								
SR OFFICE SUPPORT ASSISTANT	1,313	0.04	0	0.00	0	0.00	0	0.00
SUPPORT SERVICES TECHNICIAN	1,300	0.04	0	0.00	0	0.00	0	0.00
PROCUREMENT OFCR I	1,651	0.04	0	0.00	0	0.00	0	0.00
OFFICE SERVICES COOR	1,924	0.04	0	0.00	0	0.00	0	0.00
SENIOR AUDITOR	3,019	0.06	0	0.00	0	0.00	0	0.00
ACCOUNTING SPECIALIST I	5,751	0.12	0	0.00	0	0.00	0	0.00
ACCOUNTING SPECIALIST II	1,924	0.04	0	0.00	0	0.00	0	0.00
ACCOUNTING SPECIALIST III	2,315	0.04	0	0.00	0	0.00	0	0.00
BUDGET ANAL III	4,280	0.08	0	0.00	0	0.00	0	0.00
ACCOUNTING CLERK	1,313	0.04	0	0.00	0	0.00	0	0.00
ACCOUNTING GENERALIST II	1,674	0.04	0	0.00	0	0.00	0	0.00
HUMAN RELATIONS OFCR I	3,601	0.08	0	0.00	0	0.00	0	0.00
PERSONNEL ANAL II	3,297	0.08	0	0.00	0	0.00	0	0.00
PUBLIC INFORMATION SPEC II	333	0.01	0	0.00	0	0.00	0	0.00
PUBLIC INFORMATION COOR	4,296	0.09	0	0.00	0	0.00	0	0.00
PUBLIC INFORMATION ADMSTR	4,867	0.08	0	0.00	0	0.00	0	0.00
TRAINING TECH I	1,603	0.04	0	0.00	0	0.00	0	0.00
TRAINING TECH II	1,900	0.04	0	0.00	0	0.00	0	0.00
EXECUTIVE I	1,525	0.04	0	0.00	0	0.00	0	0.00
EXECUTIVE II	1,603	0.04	0	0.00	0	0.00	0	0.00
MANAGEMENT ANALYSIS SPEC II	2,043	0.04	0	0.00	0	0.00	0	0.00
PLANNER III	666	0.01	0	0.00	0	0.00	0	0.00
PERSONNEL CLERK	1,300	0.04	0	0.00	0	0.00	0	0.00
GRAPHICS SPV	1,933	0.04	0	0.00	0	0.00	0	0.00
FISCAL & ADMINISTRATIVE MGR B1	11,909	0.17	0	0.00	0	0.00	0	0.00
HUMAN RESOURCES MGR B1	10,109	0.17	0	0.00	0	0.00	0	0.00
STATE DEPARTMENT DIRECTOR	139,001	1.07	130,434	1.00	130,434	1.00	130,434	1.00
DEPUTY STATE DEPT DIRECTOR	120,728	1.00	120,832	1.00	120,832	1.00	120,832	1.00
DESIGNATED PRINCIPAL ASST DEPT	366,247	5.07	365,892	5.00	365,894	5.00	365,894	5.00
DIVISION DIRECTOR	107,548	1.03	106,111	1.00	106,111	1.00	106,111	1.00
DEPUTY DIVISION DIRECTOR	97,079	1.09	90,194	1.00	90,194	1.00	90,194	1.00
DESIGNATED PRINCIPAL ASST DIV	43,283	1.01	79,012	1.50	44,359	1.00	44,359	1.00

DEPARTMENT OF NATURAL RESOURCES

DECISION ITEM DETAIL

Budget Unit	FY 2021	FY 2021	FY 2022	FY 2022	FY 2023	FY 2023	FY 2023	FY 2023
Decision Item	ACTUAL	ACTUAL	BUDGET	BUDGET	DEPT REQ	DEPT REQ	GOV REC	GOV REC
Budget Object Class	DOLLAR	FTE	DOLLAR	FTE	DOLLAR	FTE	DOLLAR	FTE
DEPARTMENT OPERATIONS								
CORE								
LEGAL COUNSEL	93,773	0.92	105,071	1.00	101,001	1.00	101,001	1.00
MISCELLANEOUS TECHNICAL	18,343	0.39	0	0.00	0	0.00	0	0.00
MISCELLANEOUS PROFESSIONAL	22,254	0.87	0	0.00	0	0.00	0	0.00
SPECIAL ASST PROFESSIONAL	471,534	7.41	584,452	13.50	743,150	16.00	743,150	16.00
ADMIN SUPPORT ASSISTANT	2,903	0.10	58,560	2.00	56,286	2.00	56,286	2.00
LEAD ADMIN SUPPORT ASSISTANT	18,934	0.59	31,500	1.00	0	0.00	0	(0.00)
ADMIN SUPPORT PROFESSIONAL	101,042	2.60	157,832	4.00	154,091	4.00	154,091	4.00
SENIOR PROGRAM SPECIALIST	16,003	0.29	179,865	3.31	106,171	2.31	106,171	2.31
PROGRAM MANAGER	51,000	0.71	72,720	1.00	126,250	2.00	126,250	2.00
SR PUBLIC RELATIONS SPECIALIST	7,577	0.19	7,989	0.20	7,989	0.20	7,989	0.20
PUBLIC RELATIONS COORDINATOR	195,807	4.05	205,235	4.20	195,686	4.20	195,686	4.20
PUBLIC RELATIONS DIRECTOR	60,222	0.95	63,469	1.00	63,470	1.00	63,470	1.00
STAFF DEVELOPMENT TRAINER	36,874	0.95	38,861	1.00	38,861	1.00	38,861	1.00
STAFF DEV TRAINING SPECIALIST	43,688	0.95	46,044	1.00	46,044	1.00	46,044	1.00
AGENCY BUDGET SENIOR ANALYST	133,706	2.52	161,393	3.00	161,271	3.00	161,271	3.00
ACCOUNTS ASSISTANT	59,083	1.88	63,652	2.00	59,702	2.00	59,702	2.00
SENIOR ACCOUNTS ASSISTANT	11,167	0.28	40,576	1.00	38,784	1.00	38,784	1.00
ACCOUNTANT	116,030	2.62	135,910	3.00	134,744	3.00	134,744	3.00
INTERMEDIATE ACCOUNTANT	82,583	1.73	78,885	2.00	47,569	1.00	47,569	1.00
SENIOR ACCOUNTANT	0	0.00	0	0.00	49,898	1.00	49,898	1.00
ACCOUNTANT SUPERVISOR	91,585	1.69	170,474	3.00	111,510	2.00	111,510	2.00
ACCOUNTANT MANAGER	155,165	2.01	156,244	2.00	156,244	2.00	156,244	2.00
LEAD AUDITOR	99,427	1.88	106,691	2.00	106,693	2.00	106,693	2.00
PROCUREMENT ANALYST	31,557	0.80	39,995	1.00	38,380	1.00	38,380	1.00
PROCUREMENT SPECIALIST	27,367	0.64	50,315	1.00	44,643	1.00	44,643	1.00
HUMAN RESOURCES ASSISTANT	40,286	1.29	63,001	2.00	63,002	2.00	63,002	2.00
HUMAN RESOURCES GENERALIST	158,456	3.83	209,504	5.00	211,447	5.00	211,447	5.00
HUMAN RESOURCES SPECIALIST	158,058	2.87	166,558	3.00	166,561	3.00	166,561	3.00
HUMAN RESOURCES DIRECTOR	73,782	0.95	78,122	1.00	78,122	1.00	78,122	1.00
TOTAL - PS	3,329,541	57.78	3,965,393	74.71	3,965,393	74.71	3,965,393	74.71
TRAVEL, IN-STATE	6,792	0.00	49,041	0.00	39,041	0.00	39,041	0.00
TRAVEL, OUT-OF-STATE	140	0.00	28,700	0.00	28,700	0.00	28,700	0.00

DEPARTMENT OF NATURAL RESOURCES

DECISION ITEM DETAIL

Budget Unit	FY 2021	FY 2021	FY 2022	FY 2022	FY 2023	FY 2023	FY 2023	FY 2023
Decision Item	ACTUAL	ACTUAL	BUDGET	BUDGET	DEPT REQ	DEPT REQ	GOV REC	GOV REC
Budget Object Class	DOLLAR	FTE	DOLLAR	FTE	DOLLAR	FTE	DOLLAR	FTE
DEPARTMENT OPERATIONS								
CORE								
FUEL & UTILITIES	0	0.00	307	0.00	307	0.00	307	0.00
SUPPLIES	98,967	0.00	135,626	0.00	135,626	0.00	135,626	0.00
PROFESSIONAL DEVELOPMENT	101,479	0.00	162,305	0.00	162,305	0.00	162,305	0.00
COMMUNICATION SERV & SUPP	53,071	0.00	71,589	0.00	71,589	0.00	71,589	0.00
PROFESSIONAL SERVICES	214,107	0.00	448,496	0.00	417,496	0.00	417,496	0.00
HOUSEKEEPING & JANITORIAL SERV	400	0.00	518	0.00	518	0.00	518	0.00
M&R SERVICES	35,088	0.00	17,625	0.00	35,625	0.00	35,625	0.00
OFFICE EQUIPMENT	164	0.00	31,360	0.00	31,360	0.00	31,360	0.00
OTHER EQUIPMENT	12,605	0.00	11,066	0.00	14,066	0.00	14,066	0.00
BUILDING LEASE PAYMENTS	6,882	0.00	6,261	0.00	6,261	0.00	6,261	0.00
EQUIPMENT RENTALS & LEASES	0	0.00	721	0.00	721	0.00	721	0.00
MISCELLANEOUS EXPENSES	272	0.00	26,272	0.00	26,272	0.00	26,272	0.00
TOTAL - EE	529,967	0.00	989,887	0.00	969,887	0.00	969,887	0.00
GRAND TOTAL	\$3,859,508	57.78	\$4,955,280	74.71	\$4,935,280	74.71	\$4,935,280	74.71
GENERAL REVENUE	\$231,352	2.84	\$263,670	7.95	\$263,670	7.95	\$263,670	7.95
FEDERAL FUNDS	\$549,207	7.74	\$644,696	9.97	\$644,696	9.97	\$644,696	9.97
OTHER FUNDS	\$3,078,949	47.20	\$4,046,914	56.79	\$4,026,914	56.79	\$4,026,914	56.79

PROGRAM DESCRIPTION

Department of Natural Resources

HB Section(s): 6.200

Department Operations

Program is found in the following core budget(s): Department Operations

1a. What strategic priority does this program address?

Department Operations helps Missouri citizens thrive by:

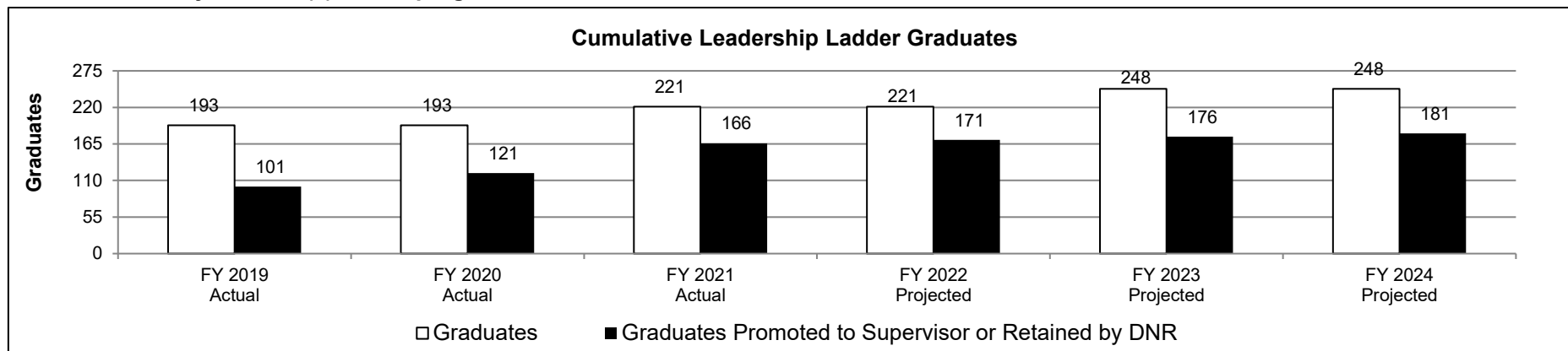
- Promoting environmental responsibility and resource stewardship.
- Enhancing services, information, and communication to improve customer experience.
- Modernizing infrastructure, strengthening workforce, and supporting economic development.
- Improving internal processes to better serve our customers.

1b. What does this program do?

Department Operations includes the Office of the Director and Division of Administrative Support which are responsible for:

- Implementing statewide environmental and natural resource policies resulting in environmentally-sound decisions that protect our air, land, and water while fostering economic development.
- Providing open communications and timely responses to legislators, elected officials, and the public.
- Managing the organizational units within the Department.
- Promoting efficient administration and operations, including continuous improvement efforts.

2a. Provide an activity measure(s) for the program.



By FY 2026, 26% of the Department's workforce will be eligible for retirement. The MoDNR's Leadership Ladder program is designed to facilitate succession planning for future Department leaders. Approximately every 2 fiscal years since 2012, training is provided and 50% of program graduates have been promoted into supervisory or managerial positions within the Department, and 75% of graduates remain employed by the Department.

PROGRAM DESCRIPTION

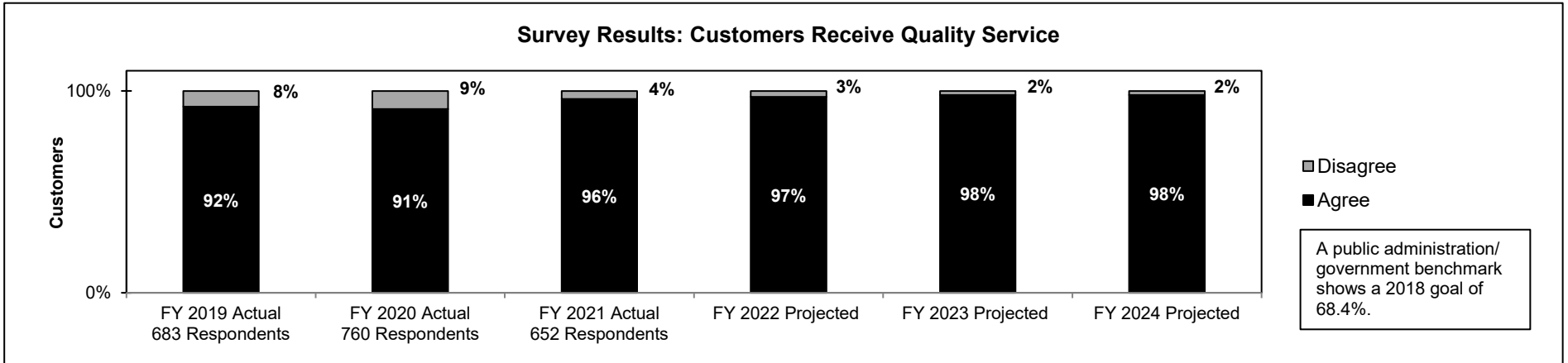
Department of Natural Resources

HB Section(s): 6.200

Department Operations

Program is found in the following core budget(s): Department Operations

2b. Provide a measure(s) of the program's quality.



In February 2018 the Department implemented a customer satisfaction survey. Customer feedback is directed to and managed by program staff and then is utilized to improve services. FY 2020 Actual can be tracked to the closing of some state parks and canceled camping reservations due to COVID-19.

Base Goal: Approximately a 1% increase each year from FY 2021 Actual.

Stretch Goal: The Department strives for all customers to receive quality customer service.

2c. Provide a measure(s) of the program's impact.

The effective management of Department operations is reflected in the divisions' performance measures.

(impact measures continued on following page)

PROGRAM DESCRIPTION

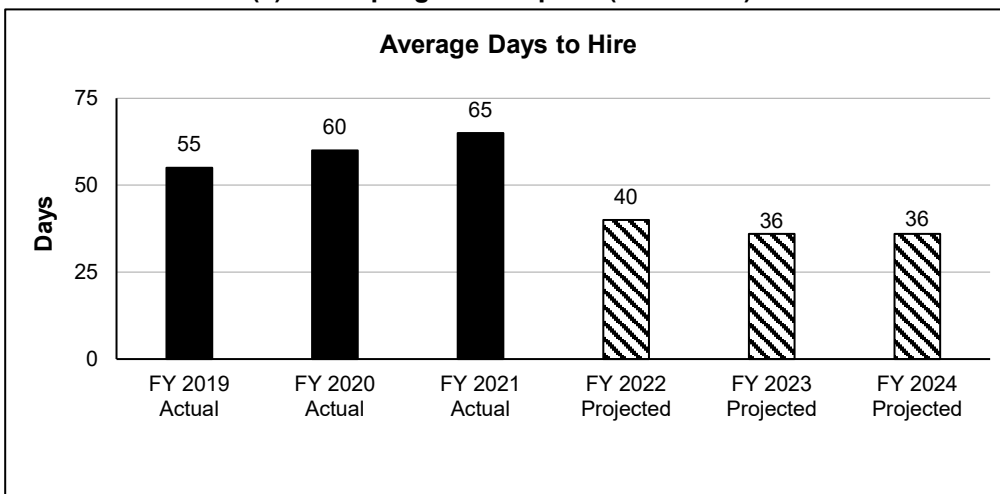
Department of Natural Resources

HB Section(s): 6.200

Department Operations

Program is found in the following core budget(s): Department Operations

2c. Provide a measure(s) of the program's impact. (continued)

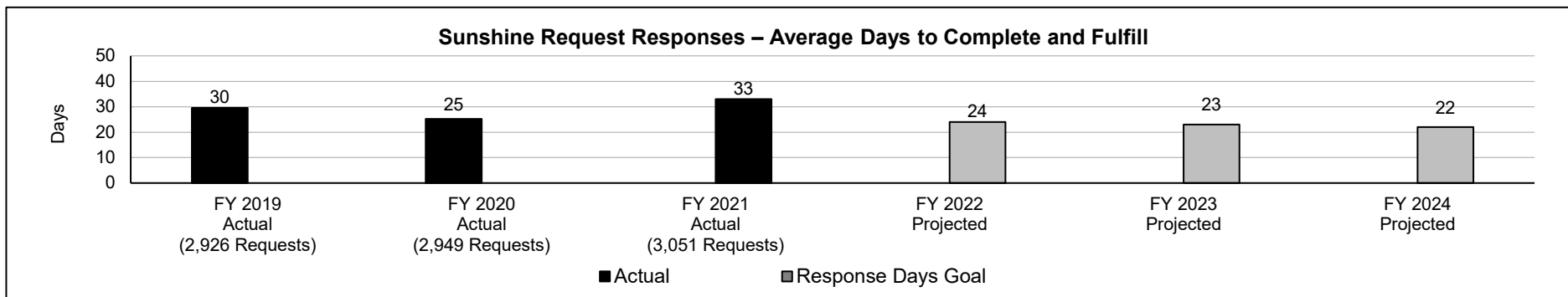


Average days to hire for FY 2018 - FY 2020 Actual is from the time Human Resources received the request to fill a vacancy to when an offer was made. Beginning in FY 2021, the Department began using the same metric as OA and counts from the day the job is posted to the day the applicant accepts the position.

The impacts of COVID-19 have caused the FY 2020 and FY 2021 Actuals to be higher than projected. Although some critical positions were filled during this time, the majority of vacancies were placed on hold for at least a portion of the year. With vacancies now being filled, the department expects the average days to hire to decline.

Base Goal: The Department plans to continue hiring new employees within 48 days allowing the divisions to accomplish their core missions.

Stretch Goal: Hire new employees within 36 days.



For FY 2021 the Department received and processed over 3,000 Sunshine Law requests, an average of 58 requests per week. Over the last couple years, by removing duplicative processes and identifying ways to decrease response times to fulfill requests, the average time to complete and fulfill a request has fallen from 50 business days to 33 in FY 2021. This initiative is part of our commitment to increasing public transparency and engagement and increasing access to information. The Department's goal is to complete processing requests in an average of 24 days or less this fiscal year, and progressively bring those response times down in future years.

PROGRAM DESCRIPTION

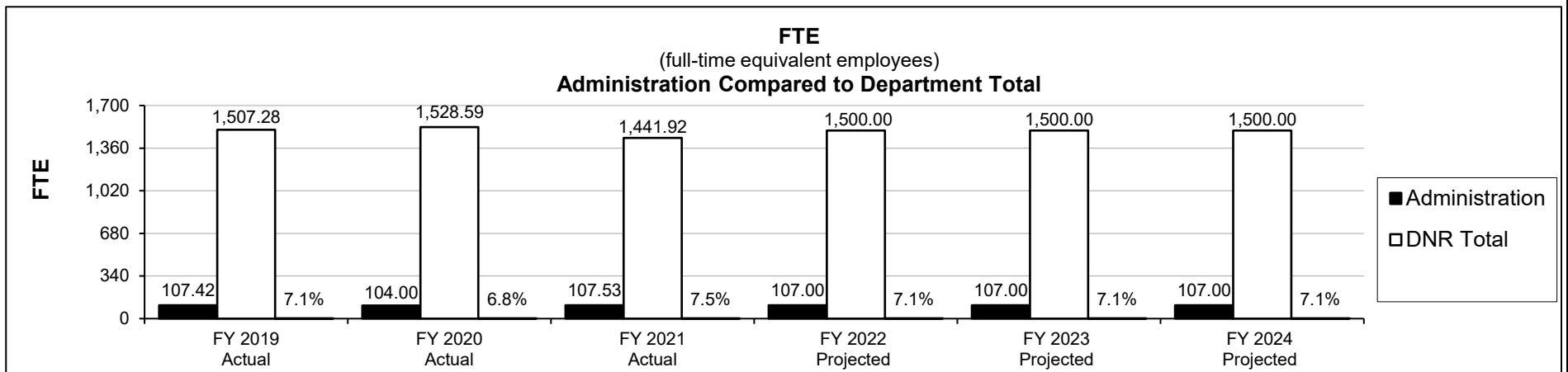
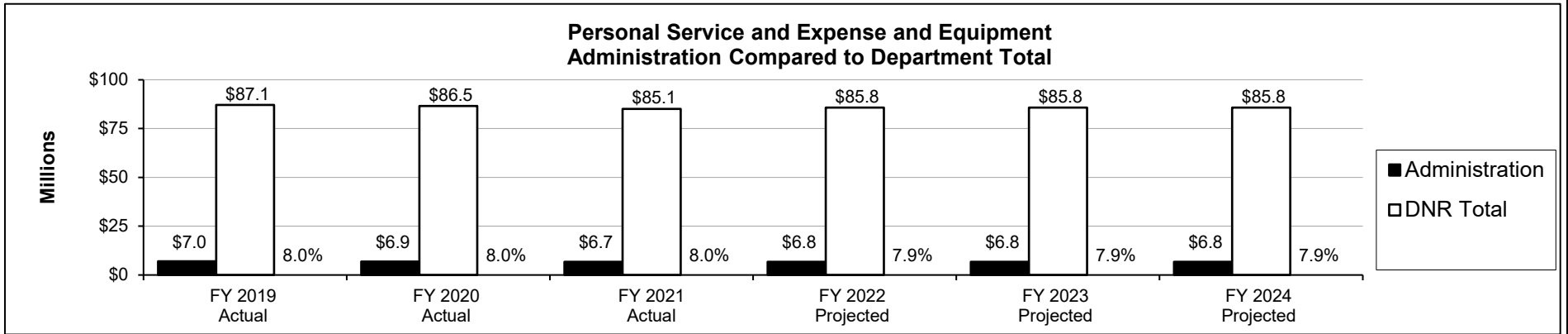
Department of Natural Resources

HB Section(s): 6.200

Department Operations

Program is found in the following core budget(s): Department Operations

2d. Provide a measure(s) of the program's efficiency.



Administration includes Department Operations, and the administration units of Environmental Quality, Missouri Geological Survey, and State Parks divisions. The Department continues to improve processes and program design to operate in the most efficient manner possible.

PROGRAM DESCRIPTION

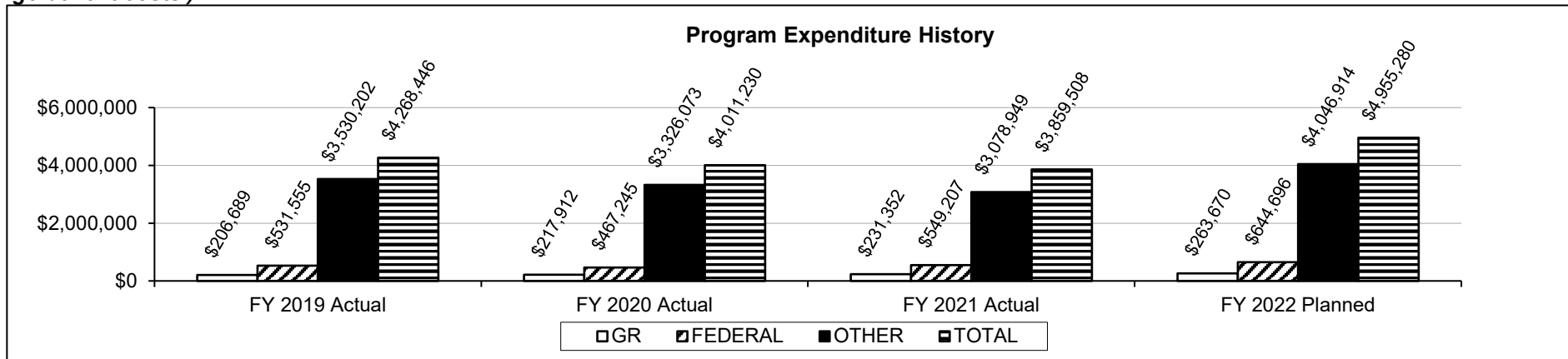
Department of Natural Resources

HB Section(s): 6.200

Department Operations

Program is found in the following core budget(s): Department Operations

3. Provide actual expenditures for the prior three fiscal years and planned expenditures for the current fiscal year. (Note: Amounts do not include fringe benefit costs.)



FY 2022 Planned is shown at full appropriation.

4. What are the sources of the "Other" funds?

State Parks Earnings Fund (0415); DNR Revolving Services Fund (0425); Cost Allocation Fund (0500); Solid Waste Management Fund (0570); Soil and Water Sales Tax Fund (0614);

5. What is the authorization for this program, i.e., federal or state statutes, etc.? (Include the federal program number, if applicable.)

The Department administers programs that protect our air, land, water, and mineral resources; preserves our unique natural and historic places; and promotes the environmentally sound and energy-efficient operations of businesses, communities, agriculture, and industry for the benefit of all Missourians. These programs are authorized by state and federal laws as noted in each of their program descriptions.

6. Are there federal matching requirements? If yes, please explain.

No

7. Is this a federally mandated program? If yes, please explain.

No

This page was intentionally left blank.

NEW DECISION ITEM
RANK: 999 OF 999

Department of Natural Resources	Budget Unit 78111C
Department Operations	
Operational Excellence Coordinator DI# 0000017	HB Section 6.200

1. AMOUNT OF REQUEST

	FY 2023 Budget Request				FY 2023 Governor's Recommendation			
	GR	Federal	Other	Total	GR	Federal	Other	Total
PS	0	0	0	0	3,194	8,531	50,276	62,001
EE	0	0	0	0	612	1,635	9,638	11,885
PSD	0	0	0	0	0	0	0	0
TRF	0	0	0	0	0	0	0	0
Total	0	0	0	0	3,806	10,166	59,914	73,886
FTE	0.00	0.00	0.00	0.00	0.00	0.00	0.00	0.00

Est. Fringe	0	0	0	0
--------------------	---	---	---	---

Note: Fringes budgeted in House Bill 5 except for certain fringes budgeted directly to MoDOT, Highway Patrol, and Conservation.

Est. Fringe	1,071	2,860	16,853	20,783
--------------------	-------	-------	--------	--------

Note: Fringes budgeted in House Bill 5 except for certain fringes budgeted directly to MoDOT, Highway Patrol, and Conservation.

Other Funds: Cost Allocation Fund (0500)
 Non-Counts: Not applicable

2. THIS REQUEST CAN BE CATEGORIZED AS:

<input type="checkbox"/> New Legislation	<input type="checkbox"/> New Program	<input type="checkbox"/> Fund Switch
<input type="checkbox"/> Federal Mandate	<input checked="" type="checkbox"/> Program Expansion	<input type="checkbox"/> Cost to Continue
<input type="checkbox"/> GR Pick-Up	<input type="checkbox"/> Space Request	<input type="checkbox"/> Equipment Replacement
<input type="checkbox"/> Pay Plan	<input type="checkbox"/> Other: _____	

3. WHY IS THIS FUNDING NEEDED? PROVIDE AN EXPLANATION FOR ITEMS CHECKED IN #2. INCLUDE THE FEDERAL OR STATE STATUTORY OR CONSTITUTIONAL AUTHORIZATION FOR THIS PROGRAM.

The Department is requesting funds for an Operational Excellence Coordinator and associated E&E to improve operational excellence. The coordinator position will work across all divisions and programs to identify and capture data and will serve as the Department's Tableau administrator. Better data analytics will improve fact-based decision making and efficiencies.

Cabinet members have identified Operational Excellence and data analytics as the most effective and useful addition to state government. The Operational Excellence initiative was introduced to State of Missouri agencies in 2017. Since that time, all Operational Excellence duties within the department have been absorbed by existing team members; however, an additional dedicated team member is necessary to continue improvements.

NEW DECISION ITEM

RANK: 999 OF 999

Department of Natural Resources	Budget Unit <u>78111C</u>
Department Operations	
Operational Excellence Coordinator <u>DI# 0000017</u>	HB Section <u>6.200</u>

4. DESCRIBE THE DETAILED ASSUMPTIONS USED TO DERIVE THE SPECIFIC REQUESTED AMOUNT. (How did you determine that the requested number of FTE were appropriate? From what source or standard did you derive the requested levels of funding? Were alternatives such as outsourcing or automation considered? If based on new legislation, does request tie to TAFP fiscal note? If not, explain why. Detail which portions of the request are one-times and how those amounts were calculated.)

The requested PS for the Operational Excellence Coordinator position salary was based on comparable coordinator positions across state government. The FTE for this position will come from the current department core.

The requested E&E includes associated office and communications supplies, computer equipment and software. A Tableau subscription will be allotted to designated individuals within each Division who will work in conjunction with the Operational Excellence Coordinator to provide real-time data and efficiency measures.

5. BREAK DOWN THE REQUEST BY BUDGET OBJECT CLASS, JOB CLASS, AND FUND SOURCE. IDENTIFY ONE-TIME COSTS.

Budget Object Class/Job Class	Gov Rec GR DOLLARS	Gov Rec GR FTE	Gov Rec FED DOLLARS	Gov Rec FED FTE	Gov Rec OTHER DOLLARS	Gov Rec OTHER FTE	Gov Rec TOTAL DOLLARS	Gov Rec TOTAL FTE	Gov Rec One-Time DOLLARS
02RD40-Senior Research/Data Analyst	3,194		8,531		50,276		62,001	0.0	
Total PS	3,194	0.0	8,531	0.0	50,276	0.0	62,001	0.0	0
190-Supplies	88		234		1,379		1,701		700
340-Communication Services & Supplies	35		94		556		685		299
480 - Computer Equipment	489		1,307		7,703		9,499		1,501
Total EE	612		1,635		9,638		11,885		2,500
Grand Total	3,806	0.0	10,166	0.0	59,914	0.0	73,886	0.0	2,500

NEW DECISION ITEM

RANK: 999 OF 999

Department of Natural Resources	Budget Unit	<u>78111C</u>
Department Operations		
Operational Excellence Coordinator	DI#	<u>0000017</u>
	HB Section	<u>6.200</u>

6. PERFORMANCE MEASURES (If new decision item has an associated core, separately identify projected performance with & without additional funding.)

6a. Provide an activity measure(s) for the program.
Activity measures can include the number of visuals/metrics presented to decision-makers and the number and type of decisions made/best practices implemented based upon the data. Activities would include collaborating timely, designing, creating, improving/discontinuing and/or reviewing department measures. The number of trainings developed and provided can also be measured.

6b. Provide a measure(s) of the program's quality.
Improvements in process design will show the quality of the program. The ease in which internal and external customers receive and can use the presented data to improve the quality of their work can be measured. Comparisons with the measures of other agencies and states will also guide quality.

6c. Provide a measure(s) of the program's impact.
Measures will routinely be used for assessments, decisions, and communications helping to improve work efforts in all department areas resulting in better service and the wise use of resources.

6d. Provide a measure(s) of the program's efficiency.
Improving the timeliness of providing good data and increasing the use of data for fact-based decision-making will show the program's efficiency.

7. STRATEGIES TO ACHIEVE THE PERFORMANCE MEASUREMENT TARGETS:

The position will assess current collected data and identify the additional data needs of each division and program. All placemat initiatives and regular monthly dashboard sections will be moved to Tableau. The Coordinator will also train staff on Operational Excellence initiatives and techniques to improve efficiencies within the department, as well as trainings on Tableau functionality. Improved data analytics will allow Department leadership to better understand how program teams work and will result in better accountability measures to meet statutory obligations and better serve Missourians.

DEPARTMENT OF NATURAL RESOURCES

DECISION ITEM DETAIL

Budget Unit	FY 2021	FY 2021	FY 2022	FY 2022	FY 2023	FY 2023	FY 2023	FY 2023
Decision Item	ACTUAL	ACTUAL	BUDGET	BUDGET	DEPT REQ	DEPT REQ	GOV REC	GOV REC
Budget Object Class	DOLLAR	FTE	DOLLAR	FTE	DOLLAR	FTE	DOLLAR	FTE
DEPARTMENT OPERATIONS								
Op Ex Coordinator - 0000017								
SENIOR RESEARCH/DATA ANALYST	0	0.00	0	0.00	0	0.00	62,001	0.00
TOTAL - PS	0	0.00	0	0.00	0	0.00	62,001	0.00
SUPPLIES	0	0.00	0	0.00	0	0.00	1,701	0.00
COMMUNICATION SERV & SUPP	0	0.00	0	0.00	0	0.00	685	0.00
COMPUTER EQUIPMENT	0	0.00	0	0.00	0	0.00	9,499	0.00
TOTAL - EE	0	0.00	0	0.00	0	0.00	11,885	0.00
GRAND TOTAL	\$0	0.00	\$0	0.00	\$0	0.00	\$73,886	0.00
GENERAL REVENUE	\$0	0.00	\$0	0.00	\$0	0.00	\$3,806	0.00
FEDERAL FUNDS	\$0	0.00	\$0	0.00	\$0	0.00	\$10,166	0.00
OTHER FUNDS	\$0	0.00	\$0	0.00	\$0	0.00	\$59,914	0.00

Division of Environmental Quality
FY 2023 Governor's Recommended Budget

Page	DEQ Core (Operating, Pass Through, and Appropriated Transfers):	GR	Fed	Other	Total	FTE
25/35	Water Protection Program	595,496	19,968,562	550,068,051	570,632,109	165.69
69/75	Soil & Water Conservation Program	0	1,277,510	56,917,190	58,194,700	28.86
89/97	Air Pollution Control Program	0	2,191,794	17,701,325	19,893,119	95.98
113/121						
/137	Environmental Remediation Program	660,406	4,169,595	4,513,629	9,343,630	88.23
169/179	Waste Management Program	0	1,017,327	18,192,603	19,209,930	75.95
221	Regional Offices	2,391,513	3,765,831	4,662,304	10,819,648	196.15
235/245	Environmental Services Program	1,392,369	2,161,683	2,756,045	6,310,097	88.00
257/263	DEQ Administration	0	718,594	1,345,268	2,063,862	20.00
	Total Core	5,039,784	35,270,896	656,156,415	696,467,095	758.86
	% of Core	1%	6%	94%	100%	
Page	DEQ NDIs:					
143	Superfund Obligation GR Transfer	619,416	0	0	619,416	0.00
203	SW Forfeitures GR Transfer	997,773	0	0	997,773	0.00
209	SW Forfeitures PSD Authority	0	0	997,773	997,773	0.00
	Total NDIs	1,617,189	0	997,773	2,614,962	0.00
Total (includes encumbrance appropriation authority)		6,656,973	35,270,896	657,154,188	699,082,057	758.86
	% of Core & NDI	1%	5%	94%	100%	
Page	Encumbrance Appropriation Authority (included in figures above):					
35	Water Infrastructure	0	0	224,939,825	224,939,825	
35	Water Quality Studies	0	8,000,000	1,000,000	9,000,000	
	Total Encumbrance Appropriation Authority	0	8,000,000	225,939,825	233,939,825	
Total (excludes encumbrance appropriation authority)		6,656,973	27,270,896	431,214,363	465,142,232	758.86
	% of Core & NDI	1%	6%	93%	100%	

Note: This summary does not include items in the Agency Wide budget that may also involve DEQ.

FLEXIBILITY REQUEST FORM

BUDGET UNIT NUMBER: 78847C, 78850C, 78865C, 78870C, 78875C, 78855C, 78885C, 78117C	DEPARTMENT: NATURAL RESOURCES
BUDGET UNIT NAME: ENVIRONMENTAL QUALITY OPERATIONS	
HOUSE BILL SECTION(S): 6.225	DIVISION: ENVIRONMENTAL QUALITY

1. Provide the amount by fund of personal service flexibility and the amount by fund of expense and equipment flexibility you are requesting in dollar and percentage terms and explain why the flexibility is needed. If flexibility is being requested among divisions, provide the amount by fund of flexibility you are requesting in dollar and percentage terms and explain why the flexibility is needed.

GOVERNOR'S RECOMMENDATION

The Division of Environmental Quality (DEQ) requests retention of 15% flexibility between Personal Service (PS) and Expense and Equipment (E&E) for General Revenue and 15% flexibility between programs and/or regional offices for General Revenue. For Federal and Other Funds, the division requests retention of 25% flexibility between funds. Flexibility will allow the Department to address environmental emergencies or other unanticipated needs by aligning appropriation authority with necessary spending during the fiscal year based on funds availability to help ensure effective, responsive service delivery by the division. Also included is 3% flexibility from 6.225 to 6.415 (General Revenue) related to the Legal Expense Fund.

2. Estimate how much flexibility will be used for the budget year. How much flexibility was used in the Prior Year Budget and the Current Year Budget? Please specify the amount.

PRIOR YEAR ACTUAL AMOUNT OF FLEXIBILITY USED	CURRENT YEAR ESTIMATED AMOUNT OF FLEXIBILITY THAT WILL BE USED	BUDGET REQUEST – GOVERNOR'S REC ESTIMATED AMOUNT OF FLEXIBILITY THAT WILL BE USED
\$305,000 Fund to Fund (Federal/Other) \$270,000 Fund to Fund (Other/Federal) \$ 93,000 Fund to Fund (Other/Other) <u>\$ 28,500</u> PS to E&E (GR) \$696,500 Total	Flexibility usage is difficult to estimate at this time.	Flexibility usage is difficult to estimate at this time.

3. Please explain how flexibility was used in the prior and/or current years.

PRIOR YEAR EXPLAIN ACTUAL USE	CURRENT YEAR EXPLAIN PLANNED USE
Various fund-to-fund and PS-to-E&E flex was used to align operating PS and E&E appropriation authority to proper funding levels based on service delivery needs during the year.	Flexibility will allow the Department to address unanticipated needs, such as environmental emergencies or situations that may require an extraordinary response, by aligning appropriation authority with necessary spending based on funds availability to help ensure effective, responsive service delivery by the division.

FLEXIBILITY REQUEST FORM

BUDGET UNIT NUMBER: 79415C, 79405C, 79230C, 79455C 79360C	DEPARTMENT: NATURAL RESOURCES
BUDGET UNIT NAME: ENVIRONMENTAL QUALITY PASS-THROUGH	
HOUSE BILL SECTION(S): 6.230, 6.235, 6.240, 6.255, 6.280	DIVISION: ENVIRONMENTAL QUALITY

1. Provide the amount by fund of personal service flexibility and the amount by fund of expense and equipment flexibility you are requesting in dollar and percentage terms and explain why the flexibility is needed. If flexibility is being requested among divisions, provide the amount by fund of flexibility you are requesting in dollar and percentage terms and explain why the flexibility is needed.

GOVERNOR'S RECOMMENDATION

The Division of Environmental Quality (DEQ) requests retention of 25% flexibility between funds (Other) for Water and Wastewater Infrastructure (79415C); and between funds (Federal and Other) for these pass-through budget units: Water Quality Studies (79405C); Air Pollution Control Grants & Contracts (79230C); and Technical Assistance Grants (79360C). Flexibility will be used when needed to align appropriation authority with planned spending based on funds availability for pass-through programs.

In addition, DEQ requests retention of 10% flexibility between Personal Service (PS) and Expense and Equipment (E&E) for the Post-Closure Fund (0198) related to closure and postclosure activities at solid waste landfills with forfeited financial assurance instruments (79455C).

2. Estimate how much flexibility will be used for the budget year. How much flexibility was used in the Prior Year Budget and the Current Year Budget? Please specify the amount.

PRIOR YEAR ACTUAL AMOUNT OF FLEXIBILITY USED	CURRENT YEAR ESTIMATED AMOUNT OF FLEXIBILITY THAT WILL BE USED	BUDGET REQUEST – GOVERNOR'S REC ESTIMATED AMOUNT OF FLEXIBILITY THAT WILL BE USED
Flexibility was not used in FY 2021.	Flexibility usage is difficult to estimate at this time.	Flexibility usage is difficult to estimate at this time.

3. Please explain how flexibility was used in the prior and/or current years.

PRIOR YEAR EXPLAIN ACTUAL USE	CURRENT YEAR EXPLAIN PLANNED USE
Flexibility was not used in FY 2021.	Fund flexibility will be used when needed to align appropriation authority with planned spending based on funds availability for pass-through programs. PS and E&E flexibility will be used to ensure effective, responsive service delivery related to solid waste forfeiture sites.

This page was intentionally left blank.

CORE DECISION ITEM

Department of Natural Resources
Division of Environmental Quality
Water Protection Program Operations Core

Budget Unit 78847C
HB Section 6.225

1. CORE FINANCIAL SUMMARY

	FY 2023 Budget Request			
	GR	Federal	Other	Total
PS	428,990	2,913,203	4,579,894	7,922,087
EE	166,506	1,055,359	1,574,628	2,796,493
PSD	0	0	5,000	5,000
Total	595,496	3,968,562	6,159,522	10,723,580
FTE	9.00	60.65	96.04	165.69

	FY 2023 Governor's Recommendation			
	GR	Fed	Other	Total
PS	428,990	2,913,203	4,579,894	7,922,087
EE	166,506	1,055,359	1,574,628	2,796,493
PSD	0	0	5,000	5,000
Total	595,496	3,968,562	6,159,522	10,723,580
FTE	9.00	60.65	96.04	165.69

Est. Fringe	257,394	1,747,922	2,747,936	4,753,252
--------------------	---------	-----------	-----------	-----------

Est. Fringe	257,394	1,747,922	2,747,936	4,753,252
--------------------	---------	-----------	-----------	-----------

Note: Fringes budgeted in House Bill 5 except for certain fringes budgeted directly to MoDOT, Highway Patrol, and Conservation.

Note: Fringes budgeted in House Bill 5 except for certain fringes budgeted directly to MoDOT, Highway Patrol, and Conservation.

Other Funds: Natural Resources Protection Fund - Damages Subaccount (0555); Natural Resources Protection Fund - Water Pollution Permit Fee Subaccount (0568); Solid Waste Management Fund (0570); Underground Storage Tank Regulation Program Fund (0586); Water and Wastewater Loan Fund (0649); Hazardous Waste Fund (0676); Safe Drinking Water Fund (0679)

Core Reduction: The FY 2023 Budget Request includes a voluntary core reduction of \$25,000 Expense and Equipment.

2. CORE DESCRIPTION

The Water Protection Program works to protect surface water and groundwater, and promotes safe drinking water for all Missourians. To accomplish this goal, the program provides financial and technical assistance, issues permits, conducts compliance assistance, and classifies water bodies to protect their uses. The program's pass-through authority is located in a separate core decision item form.

CORE DECISION ITEM

Department of Natural Resources
Division of Environmental Quality
Water Protection Program Operations Core

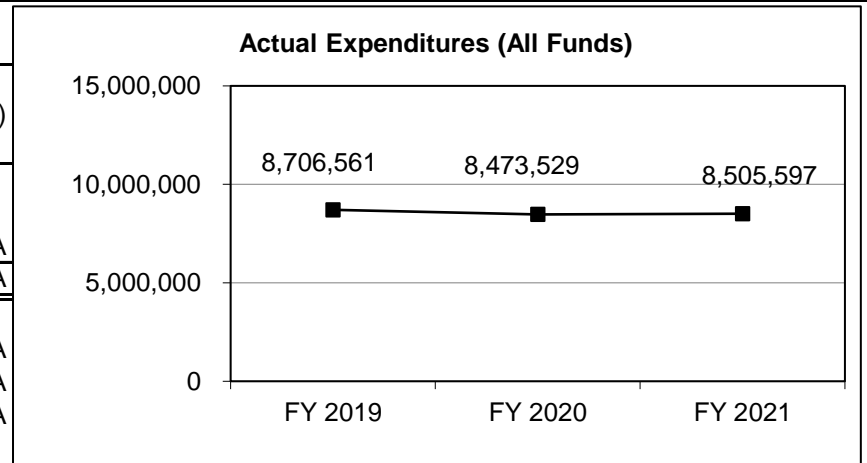
Budget Unit 78847C
 HB Section 6.225

3. PROGRAM LISTING (list programs included in this core funding)

Water Protection Program

4. FINANCIAL HISTORY

	FY 2019 Actual	FY 2020 Actual	FY 2021 Actual	FY 2022 Current Yr.
Appropriation (All Funds)	11,154,777	10,703,759	10,731,326	10,748,580
Less Reverted (All Funds)	(17,104)	(17,468)	(17,737)	(17,865)
Less Restricted (All Funds)*	0	0	0	0
Budget Authority (All Funds)	11,137,673	10,686,291	10,713,589	10,730,715
Actual Expenditures (All Funds)	8,706,561	8,473,529	8,505,597	N/A
Unexpended (All Funds)	2,431,112	2,212,762	2,207,992	N/A
Unexpended, by Fund:				
General Revenue	40,565	76,768	24,855	N/A
Federal	1,510,588	1,047,632	514,225	N/A
Other	879,959	1,088,362	1,668,912	N/A
	(1)	(1)	(1)	



Reverted includes the statutory three-percent reserve amount (when applicable).

Restricted includes any Governor's Expenditure Restrictions which remained at the end of the fiscal year (when applicable).

NOTES:

(1) Fiscal uncertainties and hiring limitations have resulted in lower expenditures. The program manages expenditures to stay within available revenues. In addition, federal expense and equipment appropriations have been maintained to allow for new federal funding that may become available.

CORE RECONCILIATION DETAIL

**DEPARTMENT OF NATURAL RESOURCES
WATER PROTECTION PROGRAM**

5. CORE RECONCILIATION DETAIL

		Budget Class	FTE	GR	Federal	Other	Total	Explanation
TAFP AFTER VETOES								
		PS	165.69	428,990	2,913,203	4,579,894	7,922,087	
		EE	0.00	166,506	1,080,359	1,574,628	2,821,493	
		PD	0.00	0	0	5,000	5,000	
		Total	165.69	595,496	3,993,562	6,159,522	10,748,580	
DEPARTMENT CORE ADJUSTMENTS								
Core Reduction	1330 7177	EE	0.00	0	(25,000)	0	(25,000)	Voluntary core reductions will more closely align the budget with planned spending.
Core Reallocation	1314 7173	PS	0.00	0	0	0	(0)	Core reallocations will more closely align the budget with planned spending.
Core Reallocation	1314 7174	PS	(0.00)	0	0	0	(0)	Core reallocations will more closely align the budget with planned spending.
Core Reallocation	1314 7172	PS	(0.00)	0	0	0	(0)	Core reallocations will more closely align the budget with planned spending.
Core Reallocation	1314 6954	PS	(0.00)	0	0	0	(0)	Core reallocations will more closely align the budget with planned spending.
NET DEPARTMENT CHANGES			(0.00)	0	(25,000)	0	(25,000)	
DEPARTMENT CORE REQUEST								
		PS	165.69	428,990	2,913,203	4,579,894	7,922,087	
		EE	0.00	166,506	1,055,359	1,574,628	2,796,493	

CORE RECONCILIATION DETAIL

**DEPARTMENT OF NATURAL RESOURCES
WATER PROTECTION PROGRAM**

5. CORE RECONCILIATION DETAIL

	Budget Class	FTE	GR	Federal	Other	Total	Explanation
DEPARTMENT CORE REQUEST							
	PD	0.00	0	0	5,000	5,000	
	Total	165.69	595,496	3,968,562	6,159,522	10,723,580	
GOVERNOR'S RECOMMENDED CORE							
	PS	165.69	428,990	2,913,203	4,579,894	7,922,087	
	EE	0.00	166,506	1,055,359	1,574,628	2,796,493	
	PD	0.00	0	0	5,000	5,000	
	Total	165.69	595,496	3,968,562	6,159,522	10,723,580	

DEPARTMENT OF NATURAL RESOURCES

DECISION ITEM SUMMARY

Budget Unit								
Decision Item	FY 2021	FY 2021	FY 2022	FY 2022	FY 2023	FY 2023	FY 2023	FY 2023
Budget Object Summary	ACTUAL	ACTUAL	BUDGET	BUDGET	DEPT REQ	DEPT REQ	GOV REC	GOV REC
Fund	DOLLAR	FTE	DOLLAR	FTE	DOLLAR	FTE	DOLLAR	FTE
WATER PROTECTION PROGRAM								
CORE								
PERSONAL SERVICES								
GENERAL REVENUE	387,146	7.86	428,990	9.00	428,990	9.00	428,990	9.00
DEPT NATURAL RESOURCES	2,886,201	60.94	2,913,203	60.65	2,913,203	60.65	2,913,203	60.65
NATURAL RESOURCES PROTECTION	2,367	0.03	3,268	0.05	3,268	0.05	3,268	0.05
NRP-WATER POLLUTION PERMIT FEE	2,224,573	46.33	3,159,040	64.77	3,159,040	64.77	3,159,040	64.77
SOLID WASTE MANAGEMENT	0	0.00	604	0.01	604	0.01	604	0.01
UNDERGROUND STOR TANK REG PROG	0	0.00	604	0.01	604	0.01	604	0.01
WATER & WASTEWATER LOAN FUND	775,052	15.05	809,373	15.01	809,373	15.01	809,373	15.01
HAZARDOUS WASTE FUND	591	0.01	604	0.01	604	0.01	604	0.01
SAFE DRINKING WATER FUND	497,709	11.30	606,401	16.18	606,401	16.18	606,401	16.18
TOTAL - PS	6,773,639	141.52	7,922,087	165.69	7,922,087	165.69	7,922,087	165.69
EXPENSE & EQUIPMENT								
GENERAL REVENUE	161,511	0.00	166,506	0.00	166,506	0.00	166,506	0.00
DEPT NATURAL RESOURCES	764,292	0.00	1,080,359	0.00	1,055,359	0.00	1,055,359	0.00
NATURAL RESOURCES PROTECTION	0	0.00	1,000	0.00	1,000	0.00	1,000	0.00
NRP-WATER POLLUTION PERMIT FEE	168,065	0.00	756,242	0.00	756,242	0.00	756,242	0.00
WATER & WASTEWATER LOAN FUND	70,612	0.00	81,675	0.00	81,675	0.00	81,675	0.00
SAFE DRINKING WATER FUND	567,478	0.00	735,711	0.00	735,711	0.00	735,711	0.00
TOTAL - EE	1,731,958	0.00	2,821,493	0.00	2,796,493	0.00	2,796,493	0.00
PROGRAM-SPECIFIC								
NRP-WATER POLLUTION PERMIT FEE	0	0.00	5,000	0.00	5,000	0.00	5,000	0.00
TOTAL - PD	0	0.00	5,000	0.00	5,000	0.00	5,000	0.00
TOTAL	8,505,597	141.52	10,748,580	165.69	10,723,580	165.69	10,723,580	165.69
Pay Plan - 0000012								
PERSONAL SERVICES								
GENERAL REVENUE	0	0.00	0	0.00	0	0.00	198,753	0.00
DEPT NATURAL RESOURCES	0	0.00	0	0.00	0	0.00	190,954	0.00
NATURAL RESOURCES PROTECTION	0	0.00	0	0.00	0	0.00	182	0.00
NRP-WATER POLLUTION PERMIT FEE	0	0.00	0	0.00	0	0.00	32,221	0.00
SOLID WASTE MANAGEMENT	0	0.00	0	0.00	0	0.00	34	0.00
UNDERGROUND STOR TANK REG PROG	0	0.00	0	0.00	0	0.00	34	0.00
WATER & WASTEWATER LOAN FUND	0	0.00	0	0.00	0	0.00	48,077	0.00

1/31/22 7:53

im_disummary

DEPARTMENT OF NATURAL RESOURCES

DECISION ITEM SUMMARY

Budget Unit								
Decision Item	FY 2021	FY 2021	FY 2022	FY 2022	FY 2023	FY 2023	FY 2023	FY 2023
Budget Object Summary	ACTUAL	ACTUAL	BUDGET	BUDGET	DEPT REQ	DEPT REQ	GOV REC	GOV REC
Fund	DOLLAR	FTE	DOLLAR	FTE	DOLLAR	FTE	DOLLAR	FTE
WATER PROTECTION PROGRAM								
Pay Plan - 0000012								
PERSONAL SERVICES								
HAZARDOUS WASTE FUND	0	0.00	0	0.00	0	0.00	34	0.00
SAFE DRINKING WATER FUND	0	0.00	0	0.00	0	0.00	43,851	0.00
TOTAL - PS	0	0.00	0	0.00	0	0.00	514,140	0.00
TOTAL	0	0.00	0	0.00	0	0.00	514,140	0.00
Pay Plan FY22-Cost to Continue - 0000013								
PERSONAL SERVICES								
GENERAL REVENUE	0	0.00	0	0.00	4,455	0.00	4,455	0.00
DEPT NATURAL RESOURCES	0	0.00	0	0.00	28,844	0.00	28,844	0.00
NATURAL RESOURCES PROTECTION	0	0.00	0	0.00	32	0.00	32	0.00
NRP-WATER POLLUTION PERMIT FEE	0	0.00	0	0.00	31,277	0.00	31,277	0.00
SOLID WASTE MANAGEMENT	0	0.00	0	0.00	6	0.00	6	0.00
UNDERGROUND STOR TANK REG PROG	0	0.00	0	0.00	6	0.00	6	0.00
WATER & WASTEWATER LOAN FUND	0	0.00	0	0.00	8,013	0.00	8,013	0.00
HAZARDOUS WASTE FUND	0	0.00	0	0.00	6	0.00	6	0.00
SAFE DRINKING WATER FUND	0	0.00	0	0.00	6,003	0.00	6,003	0.00
TOTAL - PS	0	0.00	0	0.00	78,642	0.00	78,642	0.00
TOTAL	0	0.00	0	0.00	78,642	0.00	78,642	0.00
GRAND TOTAL	\$8,505,597	141.52	\$10,748,580	165.69	\$10,802,222	165.69	\$11,316,362	165.69

DEPARTMENT OF NATURAL RESOURCES

DECISION ITEM DETAIL

Budget Unit	FY 2021	FY 2021	FY 2022	FY 2022	FY 2023	FY 2023	FY 2023	FY 2023
Decision Item	ACTUAL	ACTUAL	BUDGET	BUDGET	DEPT REQ	DEPT REQ	GOV REC	GOV REC
Budget Object Class	DOLLAR	FTE	DOLLAR	FTE	DOLLAR	FTE	DOLLAR	FTE
WATER PROTECTION PROGRAM								
CORE								
ADMIN OFFICE SUPPORT ASSISTANT	15,552	0.50	0	0.00	0	0.00	0	0.00
SR OFFICE SUPPORT ASSISTANT	15,114	0.54	0	0.00	0	0.00	0	0.00
ACCOUNTING SPECIALIST II	7,695	0.16	0	0.00	0	0.00	0	0.00
ACCOUNTING SPECIALIST III	2,308	0.04	0	0.00	0	0.00	0	0.00
ACCOUNTING CLERK	479	0.01	0	0.00	0	0.00	0	0.00
RESEARCH ANAL I	1,422	0.03	0	0.00	0	0.00	0	0.00
RESEARCH ANAL II	4,844	0.12	0	0.00	0	0.00	0	0.00
RESEARCH ANAL IV	2,309	0.04	0	0.00	0	0.00	0	0.00
PUBLIC INFORMATION SPEC II	1,753	0.05	0	0.00	0	0.00	0	0.00
PUBLIC INFORMATION COOR	180	0.00	0	0.00	0	0.00	0	0.00
EXECUTIVE I	2,884	0.08	0	0.00	0	0.00	0	0.00
MANAGEMENT ANALYSIS SPEC II	2,084	0.04	0	0.00	0	0.00	0	0.00
PLANNER III	8,622	0.15	0	0.00	0	0.00	0	0.00
ENVIRONMENTAL SPEC I	9,483	0.26	0	0.00	0	0.00	0	0.00
ENVIRONMENTAL SPEC II	8,858	0.23	0	0.00	0	0.00	0	0.00
ENVIRONMENTAL SPEC III	60,047	1.34	0	0.00	0	0.00	0	0.00
ENVIRONMENTAL ENGR I	3,838	0.08	0	0.00	0	0.00	0	0.00
ENVIRONMENTAL ENGR II	23,478	0.46	0	0.00	0	0.00	0	0.00
ENVIRONMENTAL ENGR III	19,833	0.34	0	0.00	0	0.00	0	0.00
ENVIRONMENTAL ENGR IV	23,696	0.34	0	0.00	0	0.00	0	0.00
ENVIRONMENTAL SCIENTIST	21,679	0.42	0	0.00	0	0.00	0	0.00
ENVIRONMENTAL SUPERVISOR	27,871	0.50	0	0.00	0	0.00	0	0.00
WATER SPEC III	3,732	0.09	0	0.00	0	0.00	0	0.00
ENVIRONMENTAL MGR B1	22,655	0.35	0	0.00	0	0.00	0	0.00
FISCAL & ADMINISTRATIVE MGR B1	5,340	0.08	0	0.00	0	0.00	0	0.00
DESIGNATED PRINCIPAL ASST DIV	74,999	0.99	75,749	1.00	75,749	1.00	75,749	1.00
STAFF DIRECTOR	84,745	1.00	85,593	1.00	85,593	1.00	85,593	1.00
LEGAL COUNSEL	66,126	1.00	66,787	1.00	66,787	1.00	66,787	1.00
MISCELLANEOUS TECHNICAL	14,480	0.47	0	0.00	0	0.00	0	0.00
MISCELLANEOUS PROFESSIONAL	4,021	0.13	0	0.00	0	0.00	0	0.00
SPECIAL ASST PROFESSIONAL	0	0.00	0	0.00	75,748	1.00	75,748	1.00
PRINCIPAL ASST BOARD/COMMISSON	77,700	1.00	78,477	1.00	78,477	1.00	78,477	1.00

DEPARTMENT OF NATURAL RESOURCES

DECISION ITEM DETAIL

Budget Unit	FY 2021	FY 2021	FY 2022	FY 2022	FY 2023	FY 2023	FY 2023	FY 2023
Decision Item	ACTUAL	ACTUAL	BUDGET	BUDGET	DEPT REQ	DEPT REQ	GOV REC	GOV REC
Budget Object Class	DOLLAR	FTE	DOLLAR	FTE	DOLLAR	FTE	DOLLAR	FTE
WATER PROTECTION PROGRAM								
CORE								
ADMIN SUPPORT ASSISTANT	272,664	9.68	508,832	14.00	340,257	12.00	340,257	12.00
LEAD ADMIN SUPPORT ASSISTANT	266,588	8.36	320,634	10.00	319,230	10.00	319,230	10.00
ADMIN SUPPORT PROFESSIONAL	114,179	2.87	120,338	3.00	120,340	3.00	120,340	3.00
ADMINISTRATIVE MANAGER	59,109	0.93	64,362	1.00	64,357	1.00	64,357	1.00
PROGRAM SPECIALIST	99,381	1.92	151,321	3.00	145,705	3.00	145,705	3.00
SENIOR PROGRAM SPECIALIST	47,076	0.95	49,615	1.00	49,614	1.00	49,614	1.00
PROGRAM COORDINATOR	50,409	0.96	53,181	1.00	48,650	1.00	48,650	1.00
ASSOC RESEARCH/DATA ANALYST	146,102	3.84	195,716	5.00	195,716	5.00	195,716	5.00
SENIOR RESEARCH/DATA ANALYST	53,097	0.96	55,959	1.00	55,959	1.00	55,959	1.00
RESEARCH DATA ANALYSIS SPV/MGR	53,097	0.96	55,959	1.00	55,959	1.00	55,959	1.00
SR PUBLIC RELATIONS SPECIALIST	40,283	1.04	42,457	1.09	42,456	1.09	42,456	1.09
PUBLIC RELATIONS COORDINATOR	4,216	0.09	4,296	0.10	4,297	0.10	4,297	0.10
ASSISTANT ENGINEER	59,904	1.31	0	0.00	0	0.00	0	0.00
ASSOCIATE ENGINEER	508,325	9.96	670,439	13.00	672,006	13.00	672,006	13.00
PROFESSIONAL ENGINEER	355,395	5.95	481,090	8.00	481,112	8.00	481,112	8.00
ENGINEER SUPERVISOR	284,237	4.08	349,192	5.00	349,191	5.00	349,191	5.00
ENGNG SURVEYING & FIELD AIDE	0	0.00	29,961	1.00	29,961	1.00	29,961	1.00
ENVIRONMENTAL PROGRAM ASST	71,844	2.10	0	0.00	0	0.00	0	0.00
ENVIRONMENTAL PROGRAM ANALYST	1,741,178	39.92	2,316,079	54.96	2,305,474	53.94	2,305,474	53.94
ENVIRONMENTAL PROGRAM SPEC	595,286	11.04	652,420	12.01	652,185	12.03	652,185	12.03
ENVIRONMENTAL PROGRAM SPV	589,307	10.54	675,121	12.00	788,755	14.00	788,755	14.00
ENVIRONMENTAL PROGRAM MANAGER	423,592	6.71	446,604	7.00	446,603	7.00	446,603	7.00
ACCOUNTS ASSISTANT	11,343	0.36	12,887	0.40	12,888	0.40	12,888	0.40
SENIOR ACCOUNTS ASSISTANT	4,803	0.12	5,528	0.13	5,527	0.13	5,527	0.13
ACCOUNTANT	187,701	4.06	233,169	5.00	233,169	5.00	233,169	5.00
INTERMEDIATE ACCOUNTANT	54,401	0.99	55,959	1.00	55,959	1.00	55,959	1.00
ACCOUNTANT SUPERVISOR	62,295	0.98	64,362	1.00	64,363	1.00	64,363	1.00
TOTAL - PS	6,773,639	141.52	7,922,087	165.69	7,922,087	165.69	7,922,087	165.69
TRAVEL, IN-STATE	7,569	0.00	87,001	0.00	87,001	0.00	87,001	0.00
TRAVEL, OUT-OF-STATE	0	0.00	51,176	0.00	53,176	0.00	53,176	0.00
SUPPLIES	117,332	0.00	133,501	0.00	133,501	0.00	133,501	0.00
PROFESSIONAL DEVELOPMENT	53,781	0.00	144,618	0.00	142,118	0.00	142,118	0.00

DEPARTMENT OF NATURAL RESOURCES

DECISION ITEM DETAIL

Budget Unit	FY 2021	FY 2021	FY 2022	FY 2022	FY 2023	FY 2023	FY 2023	FY 2023
Decision Item	ACTUAL	ACTUAL	BUDGET	BUDGET	DEPT REQ	DEPT REQ	GOV REC	GOV REC
Budget Object Class	DOLLAR	FTE	DOLLAR	FTE	DOLLAR	FTE	DOLLAR	FTE
WATER PROTECTION PROGRAM								
CORE								
COMMUNICATION SERV & SUPP	25,990	0.00	52,388	0.00	52,388	0.00	52,388	0.00
PROFESSIONAL SERVICES	1,384,162	0.00	2,265,753	0.00	2,244,653	0.00	2,244,653	0.00
M&R SERVICES	10,146	0.00	26,201	0.00	22,451	0.00	22,451	0.00
COMPUTER EQUIPMENT	0	0.00	1,070	0.00	1,070	0.00	1,070	0.00
MOTORIZED EQUIPMENT	0	0.00	5	0.00	5	0.00	5	0.00
OFFICE EQUIPMENT	1,596	0.00	30,210	0.00	31,210	0.00	31,210	0.00
OTHER EQUIPMENT	131,269	0.00	9,418	0.00	9,418	0.00	9,418	0.00
PROPERTY & IMPROVEMENTS	0	0.00	631	0.00	631	0.00	631	0.00
BUILDING LEASE PAYMENTS	0	0.00	3,954	0.00	3,204	0.00	3,204	0.00
EQUIPMENT RENTALS & LEASES	14	0.00	2,581	0.00	2,581	0.00	2,581	0.00
MISCELLANEOUS EXPENSES	99	0.00	12,986	0.00	13,086	0.00	13,086	0.00
TOTAL - EE	1,731,958	0.00	2,821,493	0.00	2,796,493	0.00	2,796,493	0.00
REFUNDS	0	0.00	5,000	0.00	5,000	0.00	5,000	0.00
TOTAL - PD	0	0.00	5,000	0.00	5,000	0.00	5,000	0.00
GRAND TOTAL	\$8,505,597	141.52	\$10,748,580	165.69	\$10,723,580	165.69	\$10,723,580	165.69
GENERAL REVENUE	\$548,657	7.86	\$595,496	9.00	\$595,496	9.00	\$595,496	9.00
FEDERAL FUNDS	\$3,650,493	60.94	\$3,993,562	60.65	\$3,968,562	60.65	\$3,968,562	60.65
OTHER FUNDS	\$4,306,447	72.72	\$6,159,522	96.04	\$6,159,522	96.04	\$6,159,522	96.04

This page was intentionally left blank.

CORE DECISION ITEM

Department of Natural Resources
Division of Environmental Quality
Water Protection Program PSDs Core

Budget Unit 79405C, 79415C, 79425C
HB Section 6.235, 6.240, 6.245

1. CORE FINANCIAL SUMMARY

	FY 2023 Budget Request			
	GR	Federal	Other	Total
PS	0	0	0	0
EE	0	1,620,001	2,719,859	4,339,860
PSD	0	14,379,999	541,188,670	555,568,669
Total	0	16,000,000	543,908,529	559,908,529

FTE **0.00** **0.00** **0.00** **0.00**

Est. Fringe	0	0	0	0
--------------------	---	---	---	---

Note: Fringes budgeted in House Bill 5 except for certain fringes budgeted

	FY 2023 Governor's Recommendation			
	GR	Fed	Other	Total
PS	0	0	0	0
EE	0	1,620,001	2,719,859	4,339,860
PSD	0	14,379,999	541,188,670	555,568,669
Total	0	16,000,000	543,908,529	559,908,529

FTE **0.00** **0.00** **0.00** **0.00**

Est. Fringe	0	0	0	0
--------------------	---	---	---	---

Note: Fringes budgeted in House Bill 5 except for certain fringes

Other Funds: Stormwater Control Fund (0302); Water Pollution Control Funds (0329, 0330); Natural Resources Protection Fund - Water Pollution Permit Fee Subaccount (0568); Water and Wastewater Loan Revolving Fund (0602); Water and Wastewater Loan Fund (0649); Safe Drinking Water Fund (0679); Stormwater Loan Revolving Fund (0754); Rural Water and Sewer Loan Revolving Fund (0755); Concentrated Animal Feeding Operation Indemnity Fund (0834)

The budget includes appropriation authority of \$224,939,825 to be used for encumbrance purposes only related to Water Infrastructure loans and grants and \$9,000,000 to be used for encumbrance purposes only related to Water Quality Studies.

CORE DECISION ITEM

Department of Natural Resources
Division of Environmental Quality
Water Protection Program PSDs Core

Budget Unit 79405C, 79415C, 79425C
HB Section 6.235, 6.240, 6.245

2. CORE DESCRIPTION

The Water Protection Program provides management and oversight of the following pass-through programs:

Financial Aid - Provides low-cost financial assistance to aid Missouri communities with capital improvements to water, wastewater, and stormwater systems. The program provides grants and below-market-rate loans for water and wastewater infrastructure. Small communities receive grants for engineering studies to plan for infrastructure improvement. Communities receiving infrastructure loans and grants serve approximately 1,242,328 Missouri residents annually.

Public Drinking Water Sample Analysis - Provides funding for statutorily-required routine sampling for Missouri's community and non-community public water systems.

Water Quality Studies - Through this appropriation, the Department provides funding to strategically monitor a portion of the state's waters that have designated uses. These data inform decisions on how to protect and improve water quality.

CAFO Closures - This appropriation authorizes the expenditure of Concentrated Animal Feeding Operation Indemnity Funds for closure of certain lagoon structures placed under state control due to bankruptcy, failure to pay property taxes, or abandonment. When the Department determines that an owner has successfully closed a CAFO, all moneys paid into the fund by such operation are returned to the owner.

CORE DECISION ITEM

Department of Natural Resources
Division of Environmental Quality
Water Protection Program PSDs Core

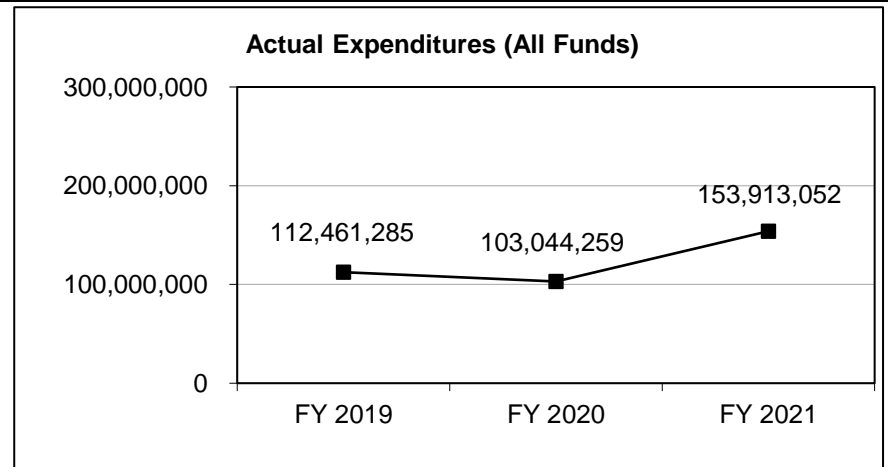
Budget Unit 79405C, 79415C, 79425C
HB Section 6.235, 6.240, 6.245

3. PROGRAM LISTING (list programs included in this core funding)

Water Protection Program

4. FINANCIAL HISTORY

	FY 2019	FY 2020	FY 2021	FY 2022
	Actual	Actual	Actual	Current Yr.
Appropriation (All Funds)	702,198,528	567,498,528	564,998,528	559,908,529
Less Reverted (All Funds)	0	0	0	0
Less Restricted (All Funds)	0	0	0	0
Budget Authority (All Funds)	702,198,528	567,498,528	564,998,528	559,908,529
Actual Expenditures (All Funds)	112,461,285	103,044,259	153,913,052	N/A
Unexpended (All Funds)	589,737,243	464,454,269	411,085,476	N/A
Unexpended, by Fund:				
General Revenue	0	0	0	N/A
Federal	35,566,706	18,044,613	16,552,337	N/A
Other	554,170,537	446,409,656	394,533,139	N/A
	(1)	(1)	(1)	(1)



Reverted includes the statutory three-percent reserve amount (when applicable).

Restricted includes any Governor's Expenditure Restrictions which remained at the end of the fiscal year (when applicable).

NOTES:

(1) In many cases, pass-through appropriation has been provided for encumbrance and payment of our commitments which often span multiple fiscal years causing high unexpended balances. Beginning in FY 2014, appropriations were provided for encumbrance purposes separate from expenditures. Both types of appropriations are included in the data above, therefore high unexpended balances will continue to be reflected. The FY 2022 PSD (expenditure only) appropriations are: Construction Grants \$7,760,000; Clean Water State Revolving Fund Loans \$244,111,267; Rural Water and Sewer Grants and Loans \$1,520,000; Storm Water Control Grants and Loans \$3,024,141; Drinking Water State Revolving Fund Loans \$58,593,444; Water Quality Studies \$10,300,000; Drinking Water Analysis \$599,852; and CAFO Closures \$60,000. The FY 2022 budget includes appropriation authority of \$224,939,825 to be used for encumbrance purposes only for Water Infrastructure loans and grants and \$9,000,000 to be used for encumbrance purposes only for Water Quality Studies.

CORE DECISION ITEM

Department of Natural Resources
Division of Environmental Quality
Water Protection Program PSDs Core

Budget Unit 79405C, 79415C, 79425C
HB Section 6.235, 6.240, 6.245

4. FINANCIAL HISTORY (continued)

The following table shows financial data for the pass-through budget units included in this form.

	FY 2019	FY 2020	FY 2021	FY 2022	FY 2023
	Actual	Actual	Actual	Current Yr	Gov Rec
Water Infrastructure PSD (79415C)	107,541,467	98,709,907	150,095,132	315,008,852	315,008,852
Water Infrastructure Encumbrance (79415C)	n/a encumbrance authority must lapse			224,939,825	224,939,825
Water Quality Studies PSD (79405C)	4,919,818	4,334,352	3,817,920	10,899,852	10,899,852
Water Quality Studies Encumbrance (79405C)	n/a encumbrance authority must lapse			9,000,000	9,000,000
CAFO Closures PSD (79425C)	0	0	0	60,000	60,000
Total	112,461,285	103,044,259	153,913,052	559,908,529	559,908,529
Total excluding Encumbrances	112,461,285	103,044,259	153,913,052	325,968,704	325,968,704

The FY 2022 and FY 2023 budget includes appropriation authority of \$224,939,825 to be used for encumbrance purposes only for Water Infrastructure loans and grants and \$9,000,000 to be used for encumbrance purposes only for Water Quality Studies.

CORE RECONCILIATION DETAIL

**DEPARTMENT OF NATURAL RESOURCES
WATER INFRASTRUCTURE**

5. CORE RECONCILIATION DETAIL

	Budget Class	FTE	GR	Federal	Other	Total	Explanation
TAFP AFTER VETOES							
	PD	0.00	0	0	539,948,677	539,948,677	
	Total	0.00	0	0	539,948,677	539,948,677	
DEPARTMENT CORE REQUEST							
	PD	0.00	0	0	539,948,677	539,948,677	
	Total	0.00	0	0	539,948,677	539,948,677	
GOVERNOR'S RECOMMENDED CORE							
	PD	0.00	0	0	539,948,677	539,948,677	
	Total	0.00	0	0	539,948,677	539,948,677	

CORE RECONCILIATION DETAIL

**DEPARTMENT OF NATURAL RESOURCES
WATER QUALITY STUDIES**

5. CORE RECONCILIATION DETAIL

	Budget Class	FTE	GR	Federal	Other	Total	Explanation
TAFP AFTER VETOES							
	EE	0.00	0	1,620,001	2,719,853	4,339,854	
	PD	0.00	0	14,379,999	1,179,999	15,559,998	
	Total	0.00	0	16,000,000	3,899,852	19,899,852	
DEPARTMENT CORE REQUEST							
	EE	0.00	0	1,620,001	2,719,853	4,339,854	
	PD	0.00	0	14,379,999	1,179,999	15,559,998	
	Total	0.00	0	16,000,000	3,899,852	19,899,852	
GOVERNOR'S RECOMMENDED CORE							
	EE	0.00	0	1,620,001	2,719,853	4,339,854	
	PD	0.00	0	14,379,999	1,179,999	15,559,998	
	Total	0.00	0	16,000,000	3,899,852	19,899,852	

CORE RECONCILIATION DETAIL

**DEPARTMENT OF NATURAL RESOURCES
CAFO CLOSURES**

5. CORE RECONCILIATION DETAIL

	Budget Class	FTE	GR	Federal	Other	Total	Explanation
TAFP AFTER VETOES							
	EE	0.00	0	0	6	6	
	PD	0.00	0	0	59,994	59,994	
	Total	0.00	0	0	60,000	60,000	
DEPARTMENT CORE REQUEST							
	EE	0.00	0	0	6	6	
	PD	0.00	0	0	59,994	59,994	
	Total	0.00	0	0	60,000	60,000	
GOVERNOR'S RECOMMENDED CORE							
	EE	0.00	0	0	6	6	
	PD	0.00	0	0	59,994	59,994	
	Total	0.00	0	0	60,000	60,000	

DEPARTMENT OF NATURAL RESOURCES

DECISION ITEM SUMMARY

Budget Unit								
Decision Item	FY 2021	FY 2021	FY 2022	FY 2022	FY 2023	FY 2023	FY 2023	FY 2023
Budget Object Summary	ACTUAL	ACTUAL	BUDGET	BUDGET	DEPT REQ	DEPT REQ	GOV REC	GOV REC
Fund	DOLLAR	FTE	DOLLAR	FTE	DOLLAR	FTE	DOLLAR	FTE
WATER INFRASTRUCTURE								
CORE								
PROGRAM-SPECIFIC								
STORMWATER A-2002-37H	0	0.00	10,000	0.00	10,000	0.00	10,000	0.00
WPC SERIES A 2007-37G	0	0.00	10,000	0.00	10,000	0.00	10,000	0.00
WPC SERIES A 2007-37E	0	0.00	20,000	0.00	20,000	0.00	20,000	0.00
NRP-WATER POLLUTION PERMIT FEE	5,023,009	0.00	11,750,000	0.00	11,750,000	0.00	11,750,000	0.00
WATER & WASTEWATER LOAN REVOLV	104,099,822	0.00	382,615,896	0.00	382,615,896	0.00	382,615,896	0.00
WATER & WASTEWATER LOAN FUND	39,156,929	0.00	140,528,640	0.00	140,528,640	0.00	140,528,640	0.00
STORM WATER LOAN REVOLVING	1,384,953	0.00	3,014,141	0.00	3,014,141	0.00	3,014,141	0.00
RURAL WATER AND SEWER LOAN REV	430,419	0.00	2,000,000	0.00	2,000,000	0.00	2,000,000	0.00
TOTAL - PD	150,095,132	0.00	539,948,677	0.00	539,948,677	0.00	539,948,677	0.00
TOTAL	150,095,132	0.00	539,948,677	0.00	539,948,677	0.00	539,948,677	0.00
GRAND TOTAL	\$150,095,132	0.00	\$539,948,677	0.00	\$539,948,677	0.00	\$539,948,677	0.00

DEPARTMENT OF NATURAL RESOURCES

DECISION ITEM SUMMARY

Budget Unit								
Decision Item	FY 2021	FY 2021	FY 2022	FY 2022	FY 2023	FY 2023	FY 2023	FY 2023
Budget Object Summary	ACTUAL	ACTUAL	BUDGET	BUDGET	DEPT REQ	DEPT REQ	GOV REC	GOV REC
Fund	DOLLAR	FTE	DOLLAR	FTE	DOLLAR	FTE	DOLLAR	FTE
WATER QUALITY STUDIES								
CORE								
EXPENSE & EQUIPMENT								
DEPT NATURAL RESOURCES	278,538	0.00	1,620,001	0.00	1,620,001	0.00	1,620,001	0.00
NRP-WATER POLLUTION PERMIT FEE	802,726	0.00	2,120,001	0.00	2,120,001	0.00	2,120,001	0.00
SAFE DRINKING WATER FUND	222,553	0.00	599,852	0.00	599,852	0.00	599,852	0.00
TOTAL - EE	1,303,817	0.00	4,339,854	0.00	4,339,854	0.00	4,339,854	0.00
PROGRAM-SPECIFIC								
DEPT NATURAL RESOURCES	2,169,125	0.00	14,379,999	0.00	14,379,999	0.00	14,379,999	0.00
NRP-WATER POLLUTION PERMIT FEE	344,978	0.00	1,179,999	0.00	1,179,999	0.00	1,179,999	0.00
TOTAL - PD	2,514,103	0.00	15,559,998	0.00	15,559,998	0.00	15,559,998	0.00
TOTAL	3,817,920	0.00	19,899,852	0.00	19,899,852	0.00	19,899,852	0.00
GRAND TOTAL	\$3,817,920	0.00	\$19,899,852	0.00	\$19,899,852	0.00	\$19,899,852	0.00

DEPARTMENT OF NATURAL RESOURCES

DECISION ITEM SUMMARY

Budget Unit								
Decision Item	FY 2021	FY 2021	FY 2022	FY 2022	FY 2023	FY 2023	FY 2023	FY 2023
Budget Object Summary	ACTUAL	ACTUAL	BUDGET	BUDGET	DEPT REQ	DEPT REQ	GOV REC	GOV REC
Fund	DOLLAR	FTE	DOLLAR	FTE	DOLLAR	FTE	DOLLAR	FTE
CAFO CLOSURES								
CORE								
EXPENSE & EQUIPMENT								
CONCENT ANIMAL FEEDING	0	0.00	6	0.00	6	0.00	6	0.00
TOTAL - EE	0	0.00	6	0.00	6	0.00	6	0.00
PROGRAM-SPECIFIC								
CONCENT ANIMAL FEEDING	0	0.00	59,994	0.00	59,994	0.00	59,994	0.00
TOTAL - PD	0	0.00	59,994	0.00	59,994	0.00	59,994	0.00
TOTAL	0	0.00	60,000	0.00	60,000	0.00	60,000	0.00
GRAND TOTAL	\$0	0.00	\$60,000	0.00	\$60,000	0.00	\$60,000	0.00

DEPARTMENT OF NATURAL RESOURCES

DECISION ITEM DETAIL

Budget Unit	FY 2021	FY 2021	FY 2022	FY 2022	FY 2023	FY 2023	FY 2023	FY 2023
Decision Item	ACTUAL	ACTUAL	BUDGET	BUDGET	DEPT REQ	DEPT REQ	GOV REC	GOV REC
Budget Object Class	DOLLAR	FTE	DOLLAR	FTE	DOLLAR	FTE	DOLLAR	FTE
WATER INFRASTRUCTURE								
CORE								
PROGRAM DISTRIBUTIONS	150,095,132	0.00	539,948,677	0.00	539,948,677	0.00	539,948,677	0.00
TOTAL - PD	150,095,132	0.00	539,948,677	0.00	539,948,677	0.00	539,948,677	0.00
GRAND TOTAL	\$150,095,132	0.00	\$539,948,677	0.00	\$539,948,677	0.00	\$539,948,677	0.00
GENERAL REVENUE	\$0	0.00	\$0	0.00	\$0	0.00	\$0	0.00
FEDERAL FUNDS	\$0	0.00	\$0	0.00	\$0	0.00	\$0	0.00
OTHER FUNDS	\$150,095,132	0.00	\$539,948,677	0.00	\$539,948,677	0.00	\$539,948,677	0.00

DEPARTMENT OF NATURAL RESOURCES

DECISION ITEM DETAIL

Budget Unit	FY 2021	FY 2021	FY 2022	FY 2022	FY 2023	FY 2023	FY 2023	FY 2023
Decision Item	ACTUAL	ACTUAL	BUDGET	BUDGET	DEPT REQ	DEPT REQ	GOV REC	GOV REC
Budget Object Class	DOLLAR	FTE	DOLLAR	FTE	DOLLAR	FTE	DOLLAR	FTE
WATER QUALITY STUDIES								
CORE								
SUPPLIES	0	0.00	1	0.00	1	0.00	1	0.00
PROFESSIONAL SERVICES	1,303,817	0.00	4,339,852	0.00	4,339,852	0.00	4,339,852	0.00
OTHER EQUIPMENT	0	0.00	1	0.00	1	0.00	1	0.00
TOTAL - EE	1,303,817	0.00	4,339,854	0.00	4,339,854	0.00	4,339,854	0.00
PROGRAM DISTRIBUTIONS	2,514,103	0.00	15,559,998	0.00	15,559,998	0.00	15,559,998	0.00
TOTAL - PD	2,514,103	0.00	15,559,998	0.00	15,559,998	0.00	15,559,998	0.00
GRAND TOTAL	\$3,817,920	0.00	\$19,899,852	0.00	\$19,899,852	0.00	\$19,899,852	0.00
GENERAL REVENUE	\$0	0.00	\$0	0.00	\$0	0.00	\$0	0.00
FEDERAL FUNDS	\$2,447,663	0.00	\$16,000,000	0.00	\$16,000,000	0.00	\$16,000,000	0.00
OTHER FUNDS	\$1,370,257	0.00	\$3,899,852	0.00	\$3,899,852	0.00	\$3,899,852	0.00

DEPARTMENT OF NATURAL RESOURCES

DECISION ITEM DETAIL

Budget Unit	FY 2021	FY 2021	FY 2022	FY 2022	FY 2023	FY 2023	FY 2023	FY 2023
Decision Item	ACTUAL	ACTUAL	BUDGET	BUDGET	DEPT REQ	DEPT REQ	GOV REC	GOV REC
Budget Object Class	DOLLAR	FTE	DOLLAR	FTE	DOLLAR	FTE	DOLLAR	FTE
CAFO CLOSURES								
CORE								
PROFESSIONAL SERVICES	0	0.00	3	0.00	3	0.00	3	0.00
PROPERTY & IMPROVEMENTS	0	0.00	1	0.00	1	0.00	1	0.00
MISCELLANEOUS EXPENSES	0	0.00	2	0.00	2	0.00	2	0.00
TOTAL - EE	0	0.00	6	0.00	6	0.00	6	0.00
PROGRAM DISTRIBUTIONS	0	0.00	59,994	0.00	59,994	0.00	59,994	0.00
TOTAL - PD	0	0.00	59,994	0.00	59,994	0.00	59,994	0.00
GRAND TOTAL	\$0	0.00	\$60,000	0.00	\$60,000	0.00	\$60,000	0.00
GENERAL REVENUE	\$0	0.00	\$0	0.00	\$0	0.00	\$0	0.00
FEDERAL FUNDS	\$0	0.00	\$0	0.00	\$0	0.00	\$0	0.00
OTHER FUNDS	\$0	0.00	\$60,000	0.00	\$60,000	0.00	\$60,000	0.00

PROGRAM DESCRIPTION

Department of Natural Resources

HB Section(s): 6.225, 6.235, 6.240, 6.245

DEQ - Water Protection Program

Program is found in the following core budget(s): Water Protection Program

1a. What strategic priority does this program address?

The Water Protection Program helps Missouri citizens thrive by managing natural resources to promote a healthy environment and economy by:

- Promoting environmental responsibility and resource stewardship.
- Enhancing services, information, and communication to improve customer experience.
- Modernizing infrastructure, strengthening workforce, and supporting economic development.
- Improving internal processes to better serve our customers.

1b. What does this program do?

The Water Protection Program works to protect surface water and groundwater, and promote safe drinking water for all Missourians by implementing standards and providing tools to assist water and wastewater facilities. The program implements regulations, issues permits, provides financial and technical assistance, conducts training and certification for operators, conducts monitoring, utilizes compliance assistance and enforcement tools, and implements strategies to restore impaired water bodies.

Water PSDs:

Financial Aid - Provides low-cost financial assistance to aid Missouri communities with capital improvements to water, wastewater, and stormwater systems. The program provides grants and below-market-rate loans for water and wastewater infrastructure. Small communities receive grants for engineering studies to plan for infrastructure improvement. Communities receiving infrastructure loans and grants serve approximately 1,242,328 Missouri residents annually.

Public Drinking Water Sample Analysis - Provides funding for statutorily-required routine sampling for Missouri's community and non-community public water systems.

Water Quality Studies - Provides funding to strategically monitor a portion of the state's waters that have designated uses. These data inform decisions on how to protect and improve water quality.

CAFO Closures - This appropriation authorizes the expenditure of Concentrated Animal Feeding Operation Indemnity Funds for closure of certain lagoon structures placed under state control due to bankruptcy, failure to pay property taxes, or abandonment. When the Department determines that an owner has successfully closed a CAFO, all moneys paid into the fund by such operation are returned to the owner.

PROGRAM DESCRIPTION

Department of Natural Resources

HB Section(s): 6.225, 6.235, 6.240, 6.245

DEQ - Water Protection Program

Program is found in the following core budget(s): Water Protection Program

1b. What does this program do? (continued)

The following table shows financial data for the budget units included in this form.

	FY 2019	FY 2020	FY 2021	FY 2022	FY 2023
	Actual	Actual	Actual	Current	Gov Rec
Water Protection Operations (78847C)	8,706,561	8,473,529	8,505,597	10,748,580	10,723,580
Water Infrastructure PSD (79415C)	107,541,467	98,709,907	150,095,132	315,008,852	315,008,852
Water Infrastructure Encumbrance (79415C)	n/a encumbrance authority must lapse			224,939,825	224,939,825
Water Quality Studies PSD (79405C)	4,919,818	4,334,352	3,817,920	10,899,852	10,899,852
Water Quality Studies Encumbrance (79405C)	n/a encumbrance authority must lapse			9,000,000	9,000,000
CAFO Closures PSD (79425C)	0	0	0	60,000	60,000
Total	121,167,846	111,517,788	162,418,649	570,657,109	570,632,109
Total excluding Encumbrances	121,167,846	111,517,788	162,418,649	336,717,284	336,692,284

The FY 2022 and FY2023 budget includes appropriation authority of \$224,939,825 to be used for encumbrance purposes only for Water Infrastructure loans and grants and \$9,000,000 to be used for encumbrance purposes only for Water Quality Studies.

PROGRAM DESCRIPTION

Department of Natural Resources

HB Section(s): 6.225, 6.235, 6.240, 6.245

DEQ - Water Protection Program

Program is found in the following core budget(s): Water Protection Program

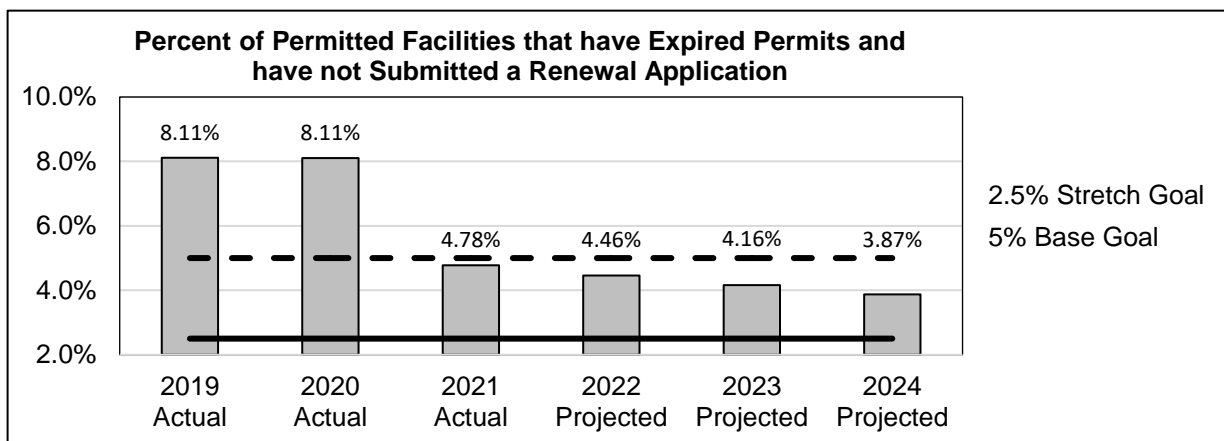
2a. Provide an activity measure(s) for the program.

Annual Count of Permit Renewals Processed

Type	FY 2019 Actual	FY 2020 Actual	FY 2021 Actual	FY 2022 Projected	FY 2023 Projected	FY2024 Projected
Site-Specific	473	443	404	769	542	567
General	865	427	360	2,155	1,546	1,246
Total	1,338	870	764	2,924	2,088	1,813

The projection for permit renewals is based on the number of expiring permits for the three projected fiscal years. These values do not include the number of modifications, terminations, applications for new permits, or denials. The 2024 projected total permits renewed takes into account the Water Protection Program's goal of eliminating the permit backlog by end of fiscal year 2025. Permits (site-specific and general) are not evenly dispersed across the 5 years; therefore, the permit cycle causes fluctuation of permit number between years. FY 2021 permit renewals processed is lower due to increased vacancies and the impacts of COVID-19. FY 2022 permit renewals processed are anticipated to increase due to the number of permits expiring in FY 2022.

Permitted Facilities that have Expired Permits and have not Submitted a Renewal Application- Significant Noncompliance Reduction



State Fiscal Year	Permits Evaluated	Expired Permits without Renewal Application
2019 Actual	7,574	614
2020 Actual	7,241	587
2021 Actual	6,736	322
2022 Projected	6,730	300
2023 Projected	6,725	280
2024 Projected	6,720	260

The Program is reaching out to permittees who have not renewed their permits, which reduces the rate of significant noncompliance. In other words, this metric shows the noncompliance rate associated with permittees who have made no attempt to renew their permit.

PROGRAM DESCRIPTION

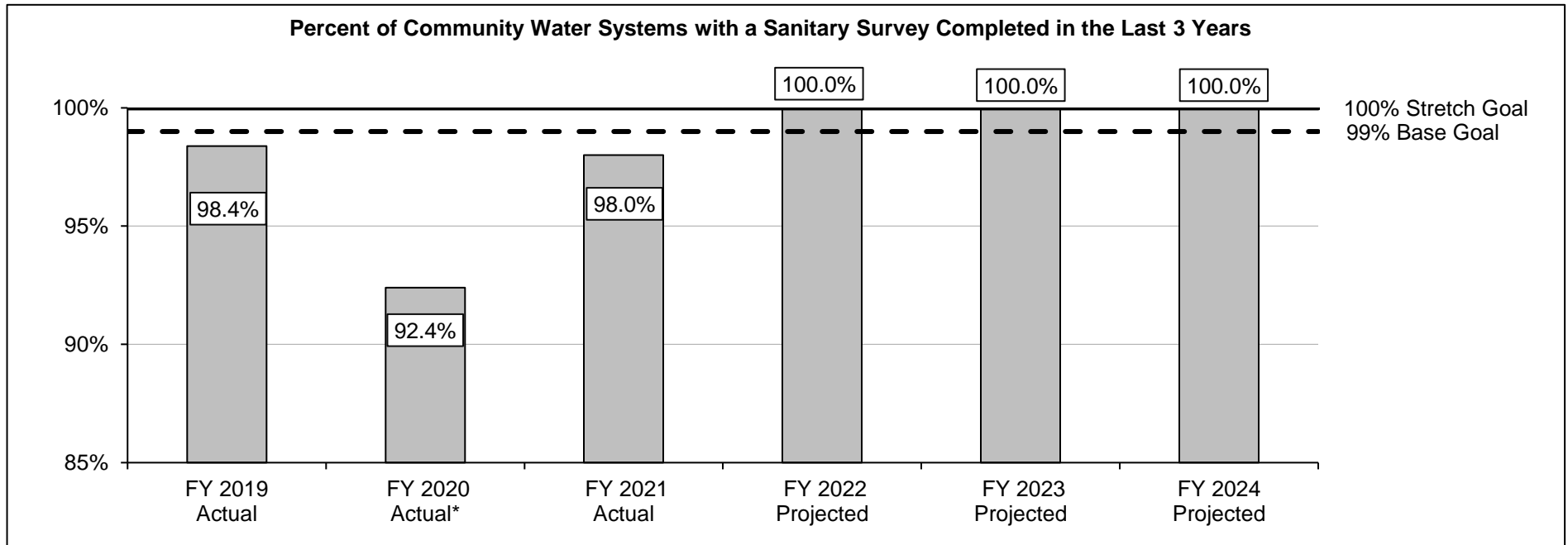
Department of Natural Resources

HB Section(s): 6.225, 6.235, 6.240, 6.245

DEQ - Water Protection Program

Program is found in the following core budget(s): Water Protection Program

2a. Provide an activity measure(s) for the program (continued).



*Reason for decrease in 2020: Impact of COVID-19 and social distancing requirements put sanitary surveys on hold for a 3 month period.

A sanitary survey is an assessment of a community water system's capacity to supply safe drinking water to the public. Each year, the Department performs a sanitary survey on about one-third of the state's 1,426 community water systems. This proactive public health measure is required by the EPA through the federal Safe Drinking Water Act.

PROGRAM DESCRIPTION

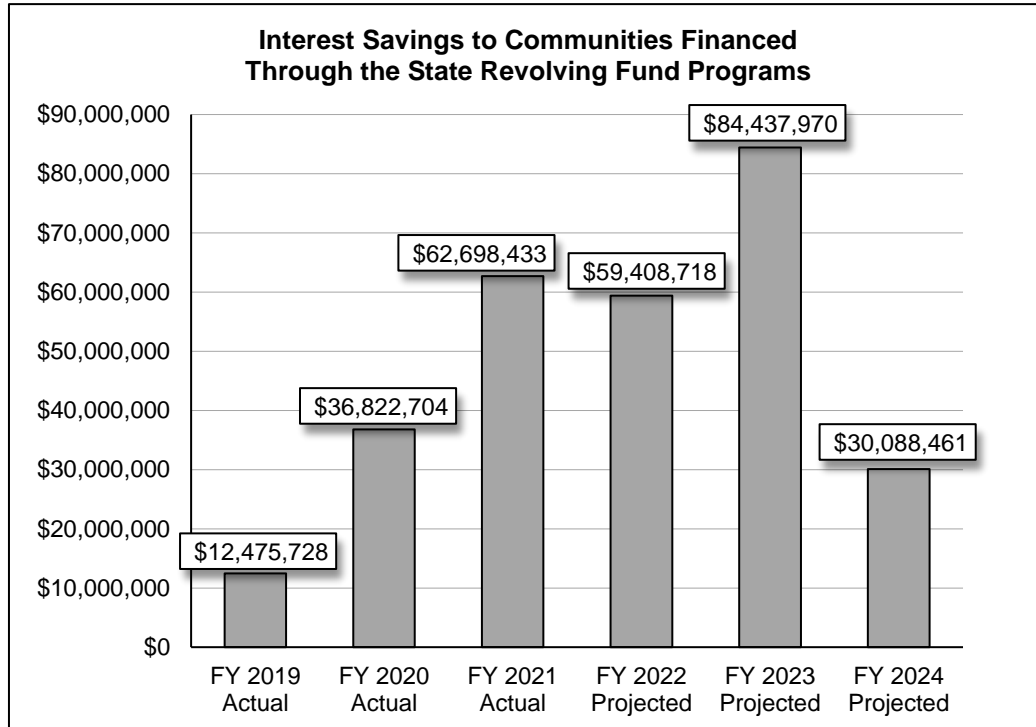
Department of Natural Resources

HB Section(s): 6.225, 6.235, 6.240, 6.245

DEQ - Water Protection Program

Program is found in the following core budget(s): Water Protection Program

2b. Provide a measure(s) of the program's quality.



Fiscal Year	Average Conventional Interest Rate*	SRF Average Interest Rate	Difference
FY2019 Actual	4.41	1.33	3.08
FY2020 Actual	3.06	0.92	2.14
FY2021 Actual	2.65	0.80	1.85
FY2022 Projected	2.98	0.90	2.08
FY2023 Projected	3.33	1.00	2.33
FY2024 Projected	3.66	1.10	2.56

*Source: The Bond Buyer

The financing provided through the State Revolving Fund (SRF) Programs allows communities to save approximately 70% of the interest cost of a conventional loan. For FY 2021, the average conventional interest rate was 2.65% as compared to the SRF average interest rate of 0.80%; a difference of 1.85% (70% savings) resulting in an overall estimated savings to Missouri communities of \$62.7 million. A decrease in FY 2019 interest savings is the result of a decrease in demand (as demonstrated by applications for financial assistance) with a corresponding decrease in financial assistance awards during this period. The SRF Program closed on several large loans in FY 2021 and anticipates closing on several more large loans during FY 2022 and FY 2023, resulting in above average interest savings. The SRF offers 20 year loan terms at a fixed-rate and 30 year loan terms with an additional interest charge added to the fixed-rate.

PROGRAM DESCRIPTION

Department of Natural Resources

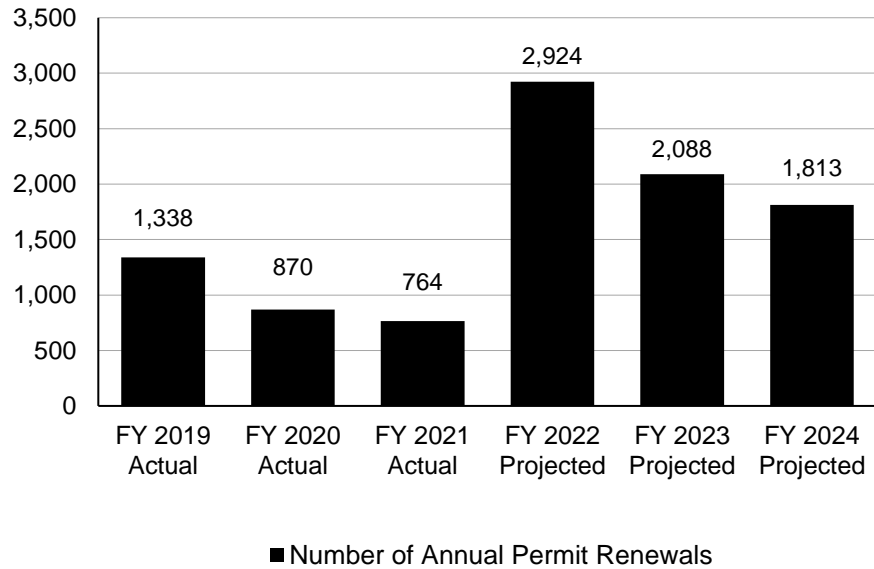
HB Section(s): 6.225, 6.235, 6.240, 6.245

DEQ - Water Protection Program

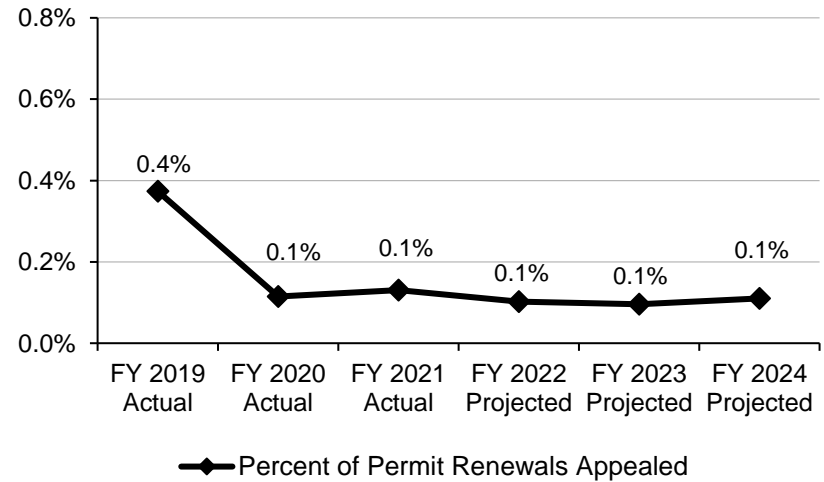
Program is found in the following core budget(s): Water Protection Program

2b. Provide a measure(s) of the program's quality (continued).

Number of Annual Permit Renewals



Percent of Permit Renewals Appealed



Factors that cause variations in the annual number of permit renewals include the number of general permits and watershed-based permitting cycles. Reduction in the number of appeals is the result of increased permit quality and proactive engagement with permittees and stakeholders prior to issuance.

PROGRAM DESCRIPTION

Department of Natural Resources

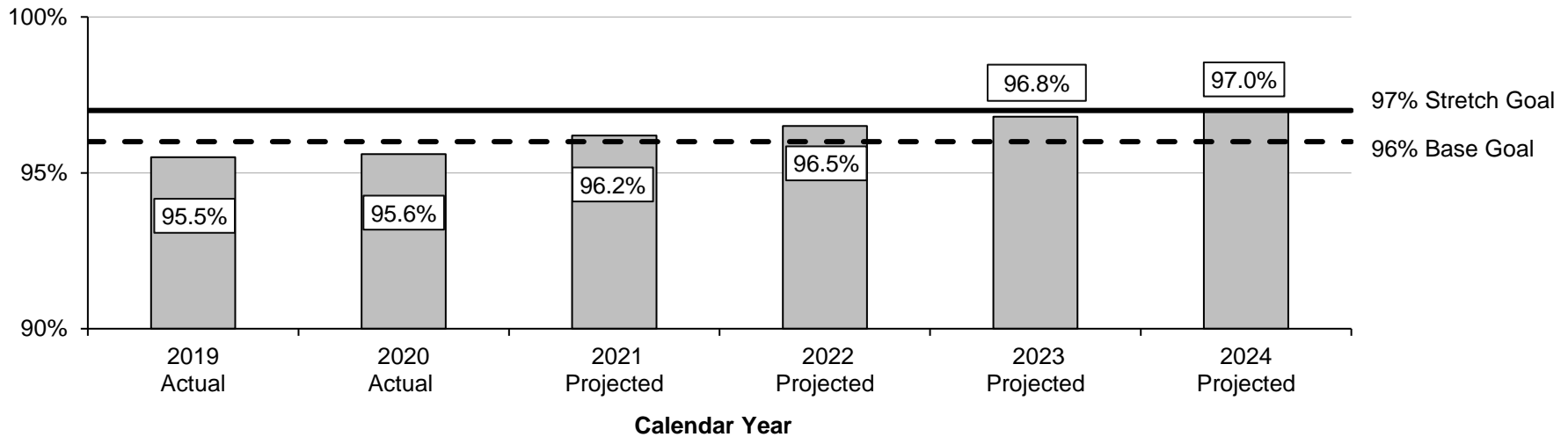
HB Section(s): 6.225, 6.235, 6.240, 6.245

DEQ - Water Protection Program

Program is found in the following core budget(s): Water Protection Program

2b. Provide a measure(s) of the program's quality (continued).

Percent of Community Water Systems with No Health-Based Violations



Health-based violations are exceedances of Maximum Contaminant Levels, failing to meet a treatment technique, such as failing to meet a turbidity or disinfection standard, or failing to address a significant deficiency. Each community water system must monitor for contaminants listed in the Safe Drinking Water Act. The monitoring schedules and sampling frequencies for the contaminants vary by source water type, population, if a water system produces water or purchases water, if the contaminant is considered an acute risk to public health or a chronic risk based on a lifetime exposure, etc.

PROGRAM DESCRIPTION

Department of Natural Resources

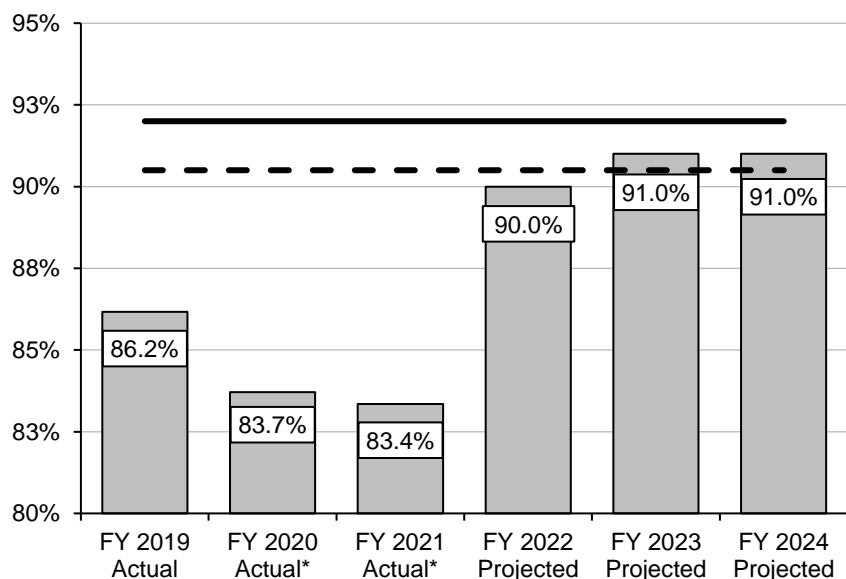
HB Section(s): 6.225, 6.235, 6.240, 6.245

DEQ - Water Protection Program

Program is found in the following core budget(s): Water Protection Program

2c. Provide a measure(s) of the program's impact.

Wastewater Systems in Compliance with Effluent Limitations



Wastewater Systems in Compliance

Stretch Goal - 92%

Base Goal - 90.5%

*COVID-19 is a major source of reduced compliance in FY2020 and FY2021. The Department will continue to provide additional compliance assistance to facilities that have struggled with compliance because of COVID-19.

State Fiscal Year	Evaluated Permits
2018	2,801
2019	2,625
2020	2,505
2021	2,252

The Missouri Clean Water Law requires any person operating, using, or maintaining a wastewater system or point source to obtain a permit and verify the discharge complies with the limitations contained in the permit to protect the beneficial uses of the receiving stream. Permittees must analyze discharges for the contaminants listed in the permit and submit results to the Water Protection Program on discharge monitoring reports. The program monitors compliance with effluent limitations and reporting requirements each quarter and notifies the permitted entity when significant noncompliance occurs. Significant noncompliance includes but is not limited to the following:

- Exceeding a permit limitation 4 out of 6 consecutive months
- Exceeding a permit limitation by 1.4 times for conventional contaminants and 1.2 for toxic water contaminants 2 out of 6 consecutive months

Effluent limitation violations which meet the definition of significant noncompliance most often indicate aging infrastructure that is no longer able to adequately treat wastewater. The condition develops more slowly than other violations. In many cases, constructed upgrades to the facility are required in order to resolve the violations. Construction upgrades require engineering and may take up to two years depending on the extent of upgrades required. If a municipality is involved, an additional 2-3 years are required to obtain funding.

To increase effluent limitation compliance, the Water Protection Program will target those entities in significant noncompliance for inspections. Staff will review discharge monitoring report (DMR) data to determine which permittees will benefit from improved operation of their facility and which should receive guidance on the process of developing and funding or their facility. Region staff will work with facilities to improve operations using creative and cost effective solutions.

PROGRAM DESCRIPTION

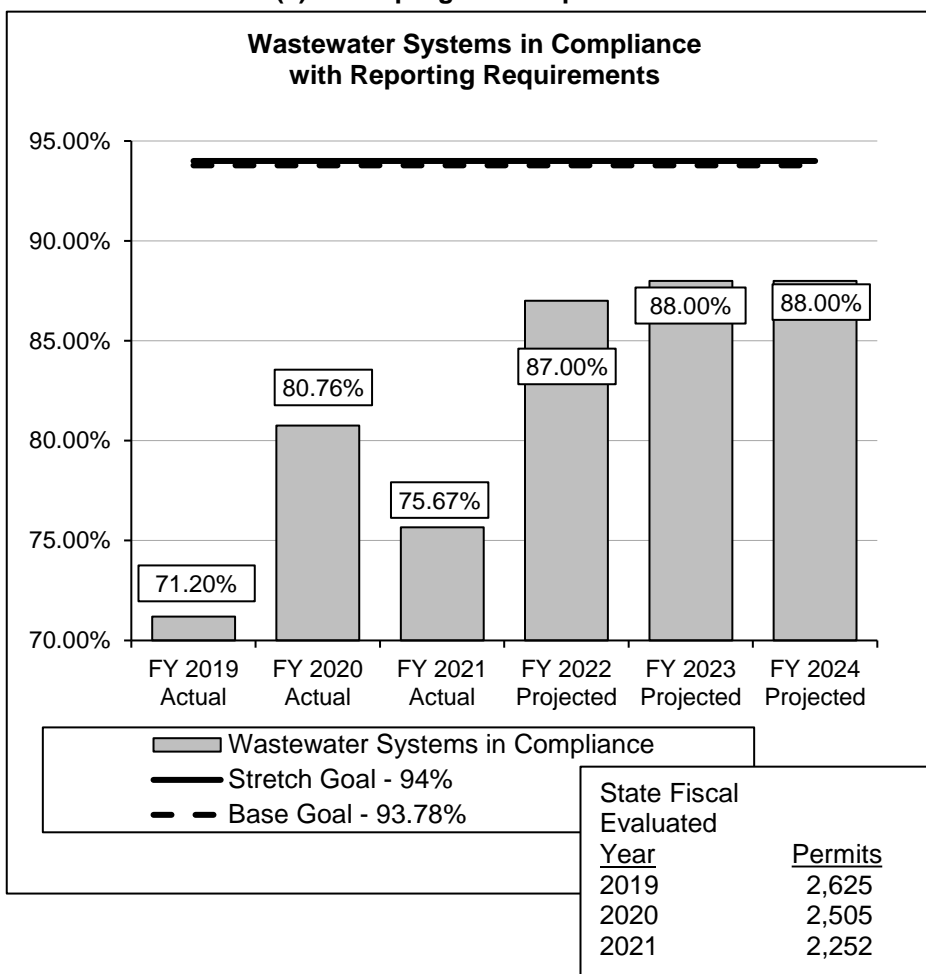
Department of Natural Resources

HB Section(s): 6.225, 6.235, 6.240, 6.245

DEQ - Water Protection Program

Program is found in the following core budget(s): Water Protection Program

2c. Provide a measure(s) of the program's impact.



The Missouri Clean Water Law requires any person operating, using, or maintaining a wastewater system or point source to obtain a permit and verify the discharge complies with the limitations contained in the permit to protect the beneficial uses of the receiving stream. Permittees must analyze discharges for the contaminants listed in the permit and submit results to the Water Protection Program on discharge monitoring reports. The program monitors compliance with reporting requirements each quarter and notifies the permitted entity when significant noncompliance occurs. Significant noncompliance related to DMRs is defined as failing to submit the report within 30 days of the due date.

To increase reporting requirement compliance, the Water Protection Program continues to use Record Reviews to identify and target those entities in significant noncompliance.

The Water Protection Program uses the auto-dialer monthly to make calls informing permittees their DMR is late and should be submitted immediately, before reaching significant noncompliance. Program staff provide region staff with lists of the permittees with the most reporting violations for enhanced compliance assistance.

Region and program staff continue to provide assistance to users who struggle with the electronic discharge monitoring (eDMR) system. FY 2019 systems in compliance with reporting requirements was lower due to the Department updating its definition of non-compliance to align with the federal regulatory definition. A new system was implemented on November 9, 2020, that resulted in a temporary drop in one time submissions in FY2021. However, the new system is easier and reminds users of missing reports or parameters; therefore submissions are improving again.

PROGRAM DESCRIPTION

Department of Natural Resources

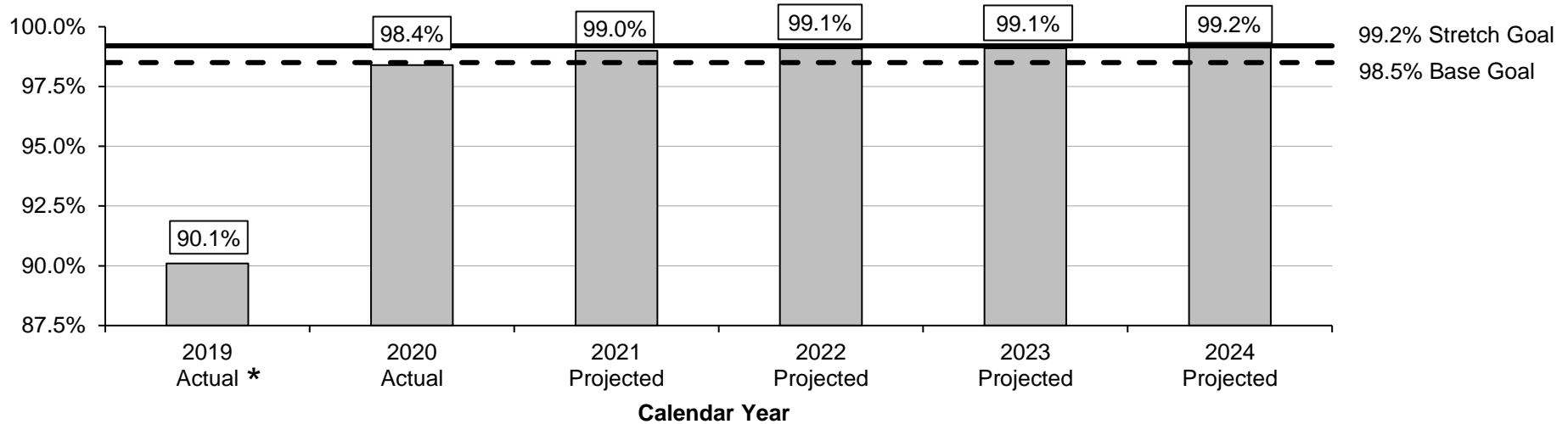
HB Section(s): 6.225, 6.235, 6.240, 6.245

DEQ - Water Protection Program

Program is found in the following core budget(s): Water Protection Program

2c. Provide a measure(s) of the program's impact (continued).

Population Served by Community Water Systems with No Health-Based Violations



* Reason for decrease in 2019: Flooding created unique water conditions in the Missouri River, which caused temporary violations for some community water systems.

The Department is working to reduce health-based violations through compliance assistance efforts, operator training, performing sanitary surveys, reviewing designs for water systems, the use of circuit riders, and the community assistance portal. Health-based violations are issued when water sample results show the presence of contaminant(s) at numbers above a Maximum Contaminant Level (MCL) or when a treatment technique is not met. MCLs are set by the U.S. Environmental Protection Agency and are based on human health and safety standards. The treatment techniques are specified processes intended to reduce contaminant levels. Health-based violations include, but are not limited to, MCL and treatment technique violations of health-based standards related to violations of the groundwater rule, chemicals, stage 1 and stage 2 disinfection byproducts, bacteriological, radiological, and surface water treatment.

PROGRAM DESCRIPTION

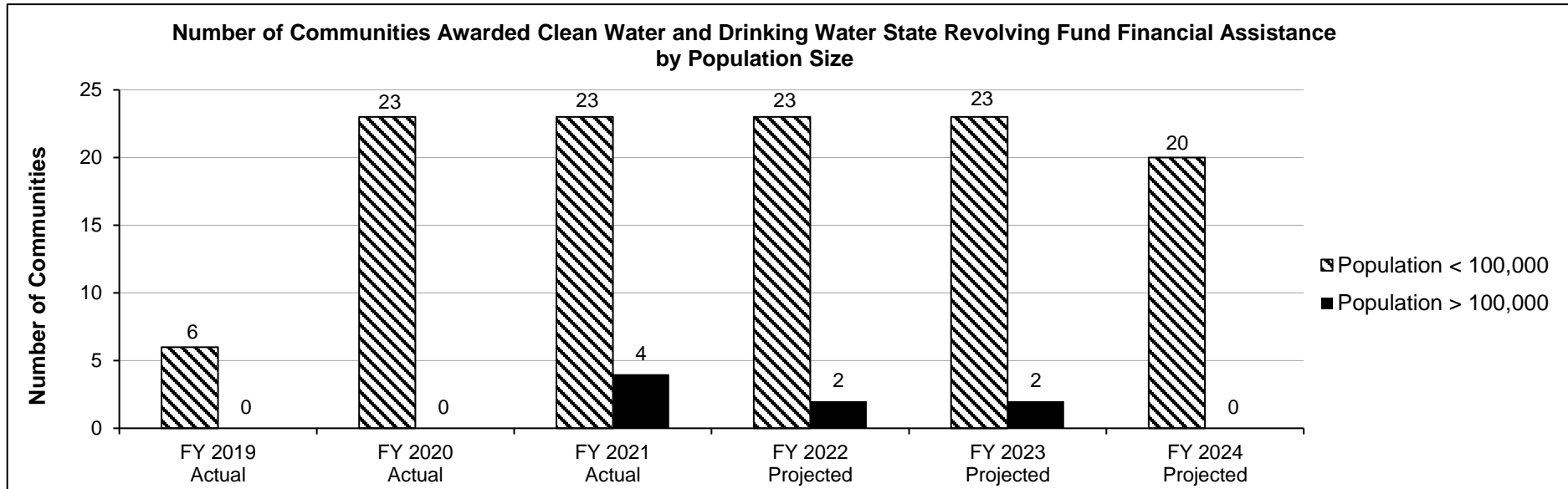
Department of Natural Resources

HB Section(s): 6.225, 6.235, 6.240, 6.245

DEQ - Water Protection Program

Program is found in the following core budget(s): Water Protection Program

2c. Provide a measure(s) of the program's impact (continued).



The Clean Water and Drinking Water State Revolving Fund (SRF) programs provide assistance to systems serving populations of all sizes. In FY 2021, SRF assistance was awarded to 23 communities serving a population of less than 100,000 and 4 communities serving a population of greater than 100,000. SRF financial assistance is provided through an application process and is based on eligibility. Financial assistance is open for all Missouri cities, towns, counties, regional sewer and water districts, water authorities, public water systems, not-for-profit, and instrumentalities of the state to apply for low interest loans and grants. A decrease in FY 2019 is the result of a decrease in applications for financial assistance with a corresponding decrease in the number of financial assistance agreements awarded during this period. The program continues marketing efforts and has implemented numerous customer service and process improvements intended to improve efficiency and program attractiveness to borrowers. In FY 2021 the Department implemented new grant programs, which slightly increased the number of awards. FY 2024 is projected to be lower due to decreased demand and implementation of the American Rescue Plan Act.

The goal is to assist as many communities that apply as possible with water infrastructure improvements through low interest loans and grants. Water infrastructure improvements benefit each community's health, economy, and overall well-being.

PROGRAM DESCRIPTION

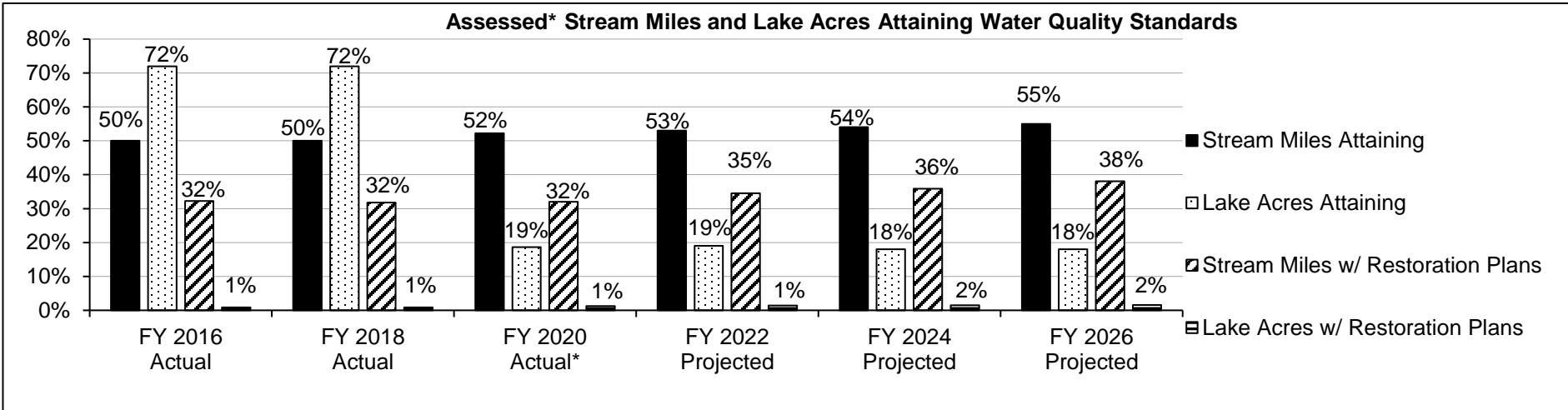
Department of Natural Resources

HB Section(s): 6.225, 6.235, 6.240, 6.245

DEQ - Water Protection Program

Program is found in the following core budget(s): Water Protection Program

2c. Provide a measure(s) of the program's impact (continued).



Base Goal: By 2024, increase the number of assessed stream miles and lake acres attaining water quality standards to 54% for stream miles and 20% for lake acres.

Stretch Goal: By 2026, increase the number of assessed stream miles and lake acres attaining water quality standards to 55% for stream miles and 20% for lake acres.

*Assessed waters are those that have sufficient data to conduct an assessment as required by Section 303(d) of the Clean Water Act.

FY 2020 Lake Acres Attaining shows a reduction because more lakes were listed impaired as a result of lake nutrient water quality standards approved by EPA in calendar year 2019. Beginning with the 2020 assessment, the number of lakes identified as impaired may increase as the Department assesses more lakes. For the 2020 reporting cycle, data were available to assess approximately 11,673 miles of the 115,150 classified stream miles and 267,386 acres of the 319,550 acres of classified lakes in the state. FY2020 acres attaining reflects all lakes identified by the Department as impaired on the 2020 303(d) list, as well as those added by EPA over the Department's objection. The final 2020 assessment projects only 19% of lake acres attaining due to EPA's addition of Harry S Truman Reservoir, Lake of the Ozarks, and 38 others as impaired.

Water quality restoration plans are integrated, comprehensive strategies focused on restoring and protecting water quality in Missouri's impaired streams and lakes. Restoration plans may include Total Maximum Daily Loads (TMDLs), EPA approved 9-element watershed management plans, or other comprehensive alternative restoration or protection plans.

PROGRAM DESCRIPTION

Department of Natural Resources

HB Section(s): 6.225, 6.235, 6.240, 6.245

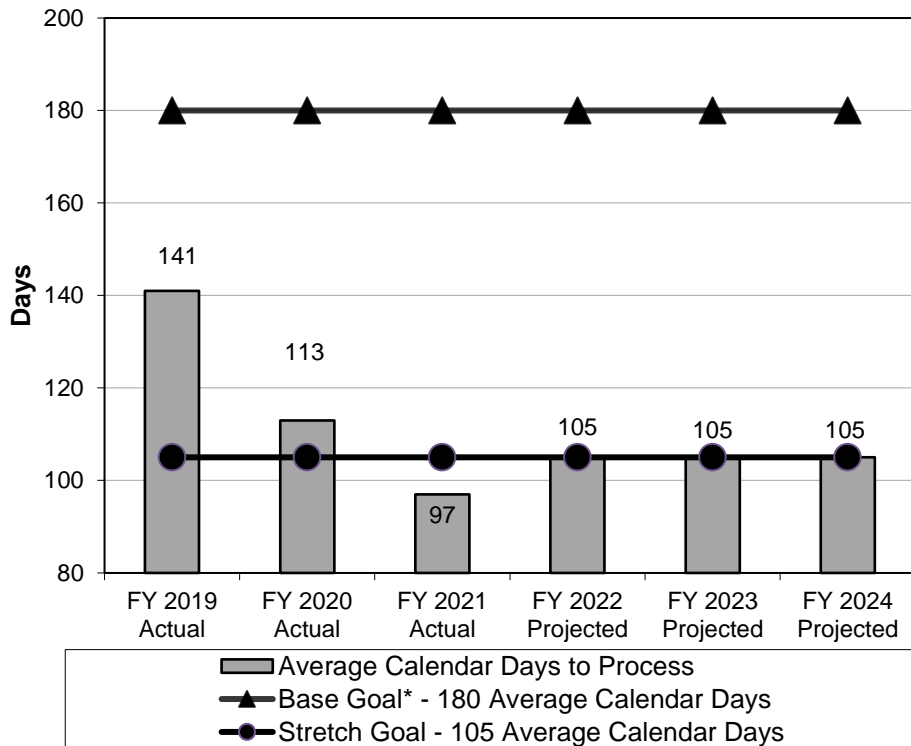
DEQ - Water Protection Program

Program is found in the following core budget(s): Water Protection Program

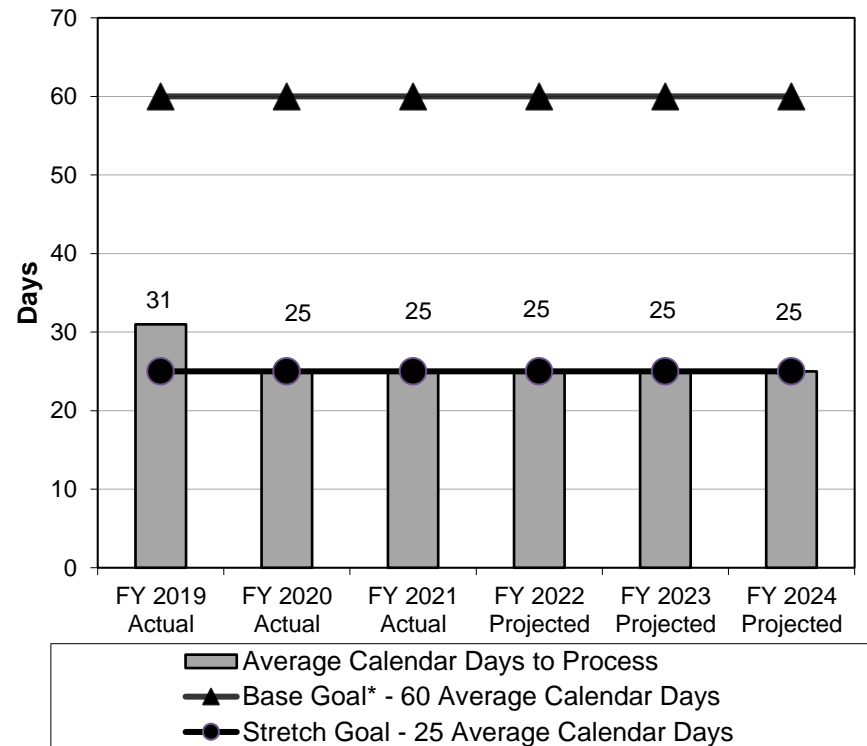
2d. Provide a measure(s) of the program's efficiency.

Processing Time for Construction Permits

Average Days to Issue New Wastewater Construction Permits



Average Days to Issue Sewer Extension Construction Permits



* Baseline goals are derived from statutory requirements.

Due to an expected increase of projects associated with the American Rescue Plan Act (ARPA), FY2022 to FY2024 average days to issue is anticipated to increase.

PROGRAM DESCRIPTION

Department of Natural Resources

HB Section(s): 6.225, 6.235, 6.240, 6.245

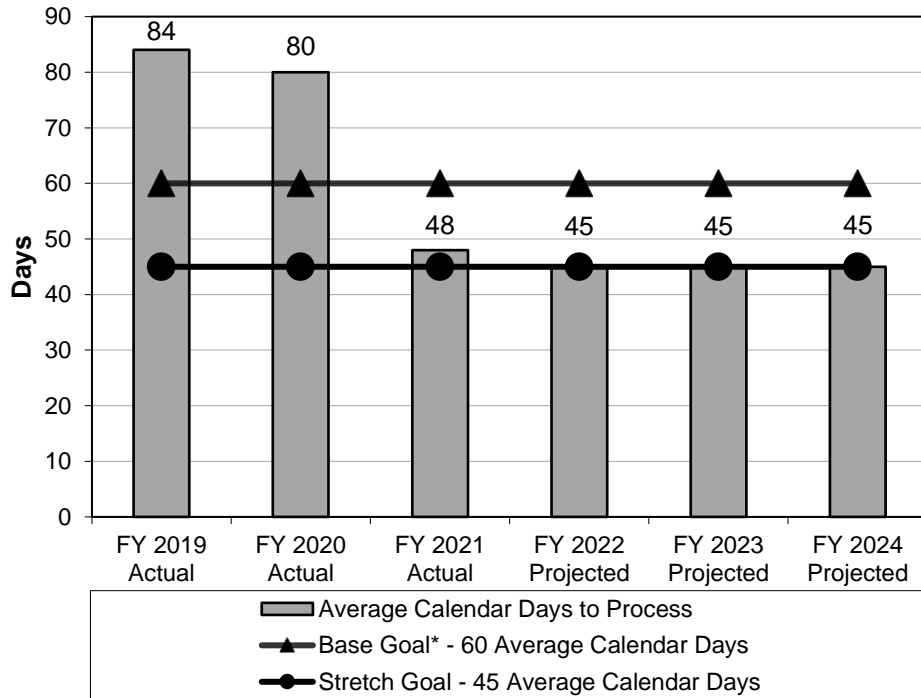
DEQ - Water Protection Program

Program is found in the following core budget(s): Water Protection Program

2d. Provide a measure(s) of the program's efficiency (continued).

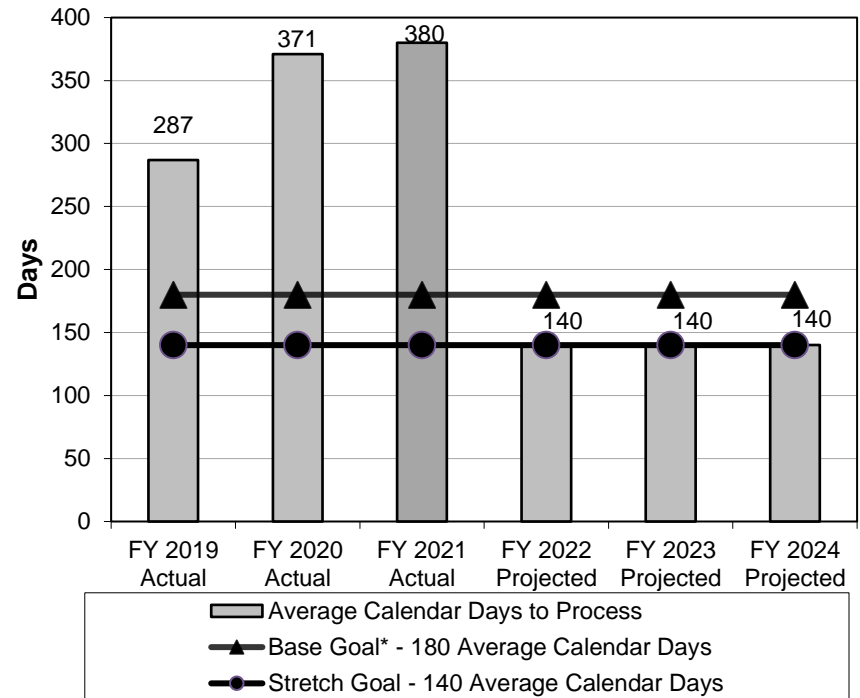
Processing Time for Wastewater Operating Permits

**Average Days to Issue
General Operating Permits**



* Baseline goals are derived from statutory requirements.

**Average Days to Issue
Site-Specific Permits**



Average processing times for site specific renewals will continue to be variable or high until the permit backlog is eliminated. This is because many backlog permits have been in process for hundreds of days so when backlog permits are issued this negatively impacts the average processing times as a whole.

PROGRAM DESCRIPTION

Department of Natural Resources

HB Section(s): 6.225, 6.235, 6.240, 6.245

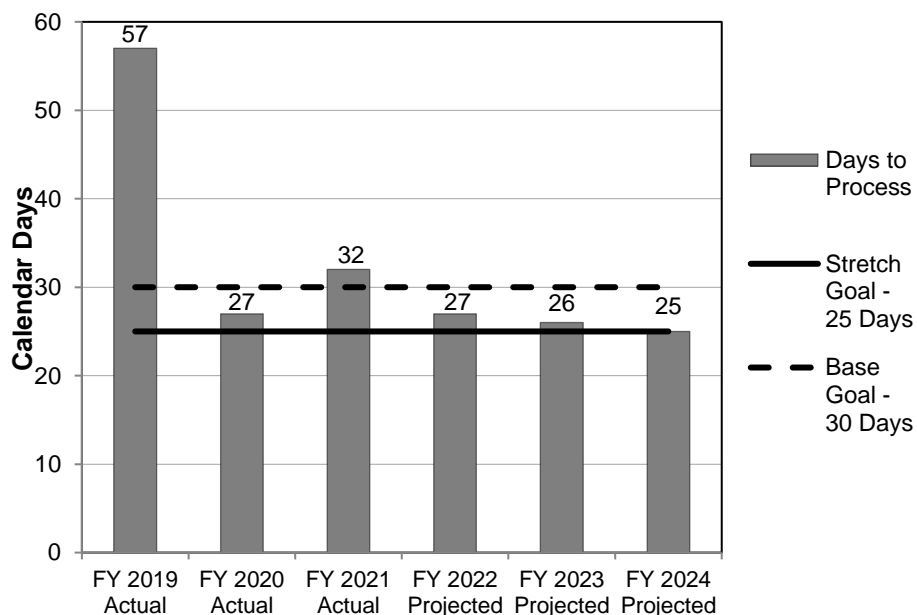
DEQ - Water Protection Program

Program is found in the following core budget(s): Water Protection Program

2d. Provide a measure(s) of the program's efficiency (continued).

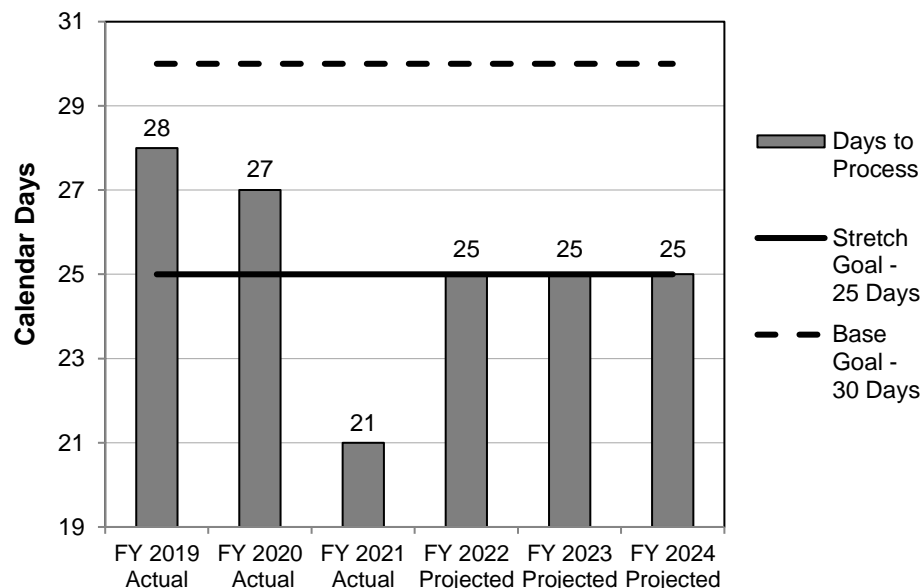
Processing Time for Drinking Water Permits

Average Days to Issue Drinking Water Permits to Dispense



All community water systems are required to apply for and obtain a permit from the Department to dispense water pursuant to Section 640.115, RSMo.

Average Days to Issue Drinking Water Construction Permits



All water systems are required to obtain authorization from the Department prior to construction, alteration, or extension of a public water system pursuant to Section 640.115, RSMo.

Due to an expected increase of projects associated with the American Rescue Plan Act (ARPA), FY 2022 to FY 2024 average days to issue is anticipated to increase.

PROGRAM DESCRIPTION

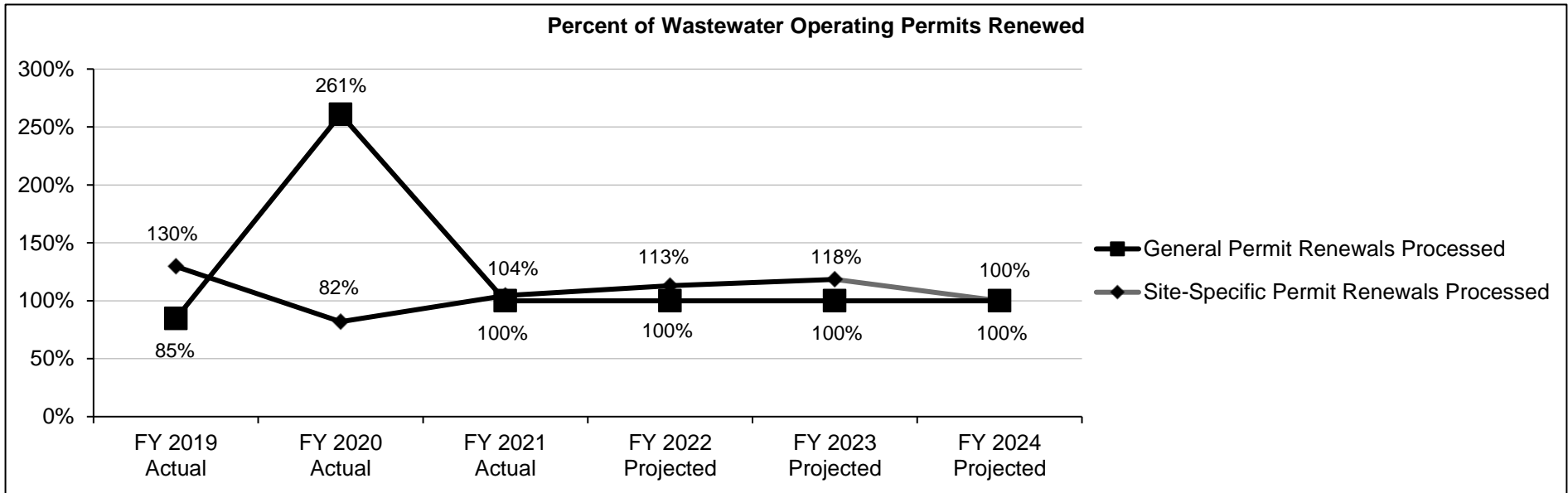
Department of Natural Resources

HB Section(s): 6.225, 6.235, 6.240, 6.245

DEQ - Water Protection Program

Program is found in the following core budget(s): Water Protection Program

2d. Provide a measure(s) of the program's efficiency (continued).



Percent of permits renewed equals the number of permits renewed divided by the number of permit applications received in that fiscal year, which may cause the percentage to exceed 100 percent.

Permits cannot be reissued before the expiration date. ~300 general and ~200 site-specific permits expired in June but were renewed in July. This caused the percentage of general permits in FY 2019 and site-specific permits in FY 2020 to be less than 100 percent. The implementation of the Master General Permit Plan allowed for an increase in master general permits issued, which resulted in an increase of general permits issued in FY 2020. The Department has been reducing the backlog of permits since 2017, and anticipates eliminating the permit backlog by end of fiscal year 2025.

PROGRAM DESCRIPTION

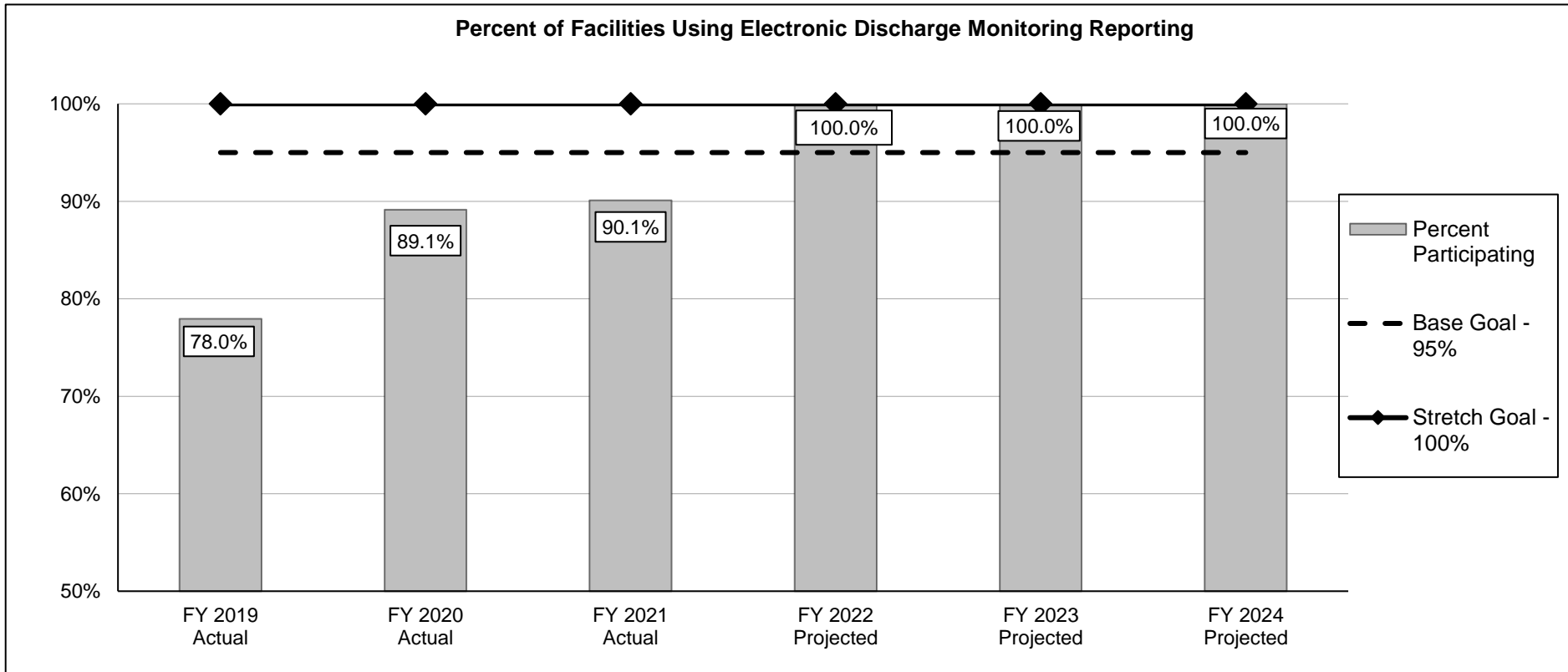
Department of Natural Resources

HB Section(s): 6.225, 6.235, 6.240, 6.245

DEQ - Water Protection Program

Program is found in the following core budget(s): Water Protection Program

2d. Provide a measure(s) of the program's efficiency (continued).



This is a measure of the number of National Pollution Discharge Elimination System regulated facilities that are required by the EPA eReporting Rule to submit discharge monitoring reports (DMRs) electronically known as eDMR. Until October 1, 2016, the use of eDMR was voluntary. After that date, all permits are required to use the eDMR system at renewal when submitting DMRs. With over 40,000 DMRs received by the program annually, the benefit of using eDMR is to streamline the submittal process, reduce transcription errors, and to have the ability to submit DMRs instantaneously.

PROGRAM DESCRIPTION

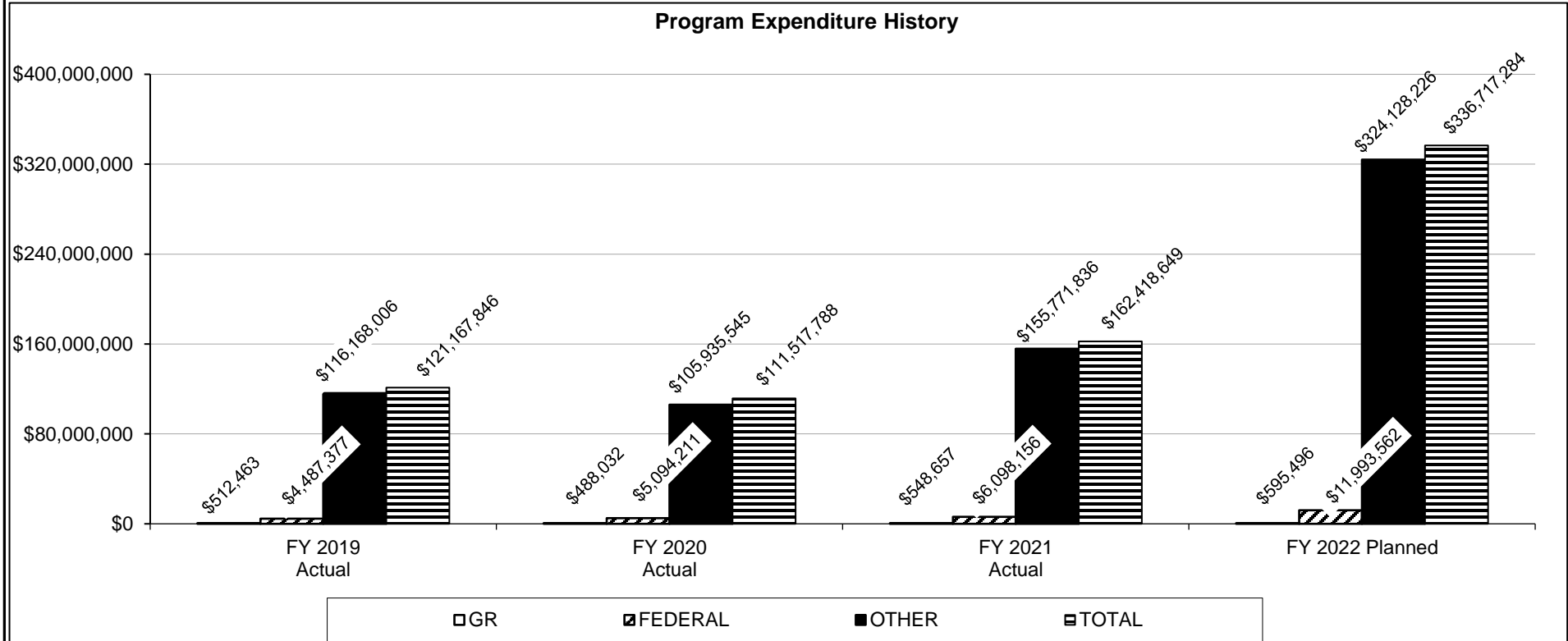
Department of Natural Resources

HB Section(s): 6.225, 6.235, 6.240, 6.245

DEQ - Water Protection Program

Program is found in the following core budget(s): Water Protection Program

3. Provide actual expenditures for the prior three fiscal years and planned expenditures for the current fiscal year. (Note: Amounts do not include fringe benefit costs.)



Financial data includes operating and pass-through appropriations. In many cases, pass-through appropriations have been provided to allow for encumbrance and payment of our commitments, which often span multiple fiscal years causing high unexpended balances. Not included in the data above is appropriation authority of \$224,939,825 for Water Infrastructure loans and grants and \$9,000,000 for Water Quality Studies encumbrance purposes only, which must lapse. Otherwise, FY 2022 Planned is shown at full appropriation.

PROGRAM DESCRIPTION

Department of Natural Resources

HB Section(s): 6.225, 6.235, 6.240, 6.245

DEQ - Water Protection Program

Program is found in the following core budget(s): Water Protection Program

4. What are the sources of the "Other " funds?

Stormwater Control Fund (0302); Water Pollution Control Funds (0329, 0330); Natural Resources Protection Fund - Damages Subaccount (0555); Natural Resources Protection Fund - Water Pollution Permit Fee Subaccount (0568); Solid Waste Management Fund (0570); Underground Storage Tank Regulation Program Fund (0586); Water and Wastewater Loan Revolving Fund (0602); Water and Wastewater Loan Fund (0649); Hazardous Waste Fund (0676); Safe Drinking Water Fund (0679); Stormwater Loan Revolving Fund (0754); Rural Water and Sewer Loan Revolving Fund (0755); Concentrated Animal Feeding Operation Indemnity Fund (0834)

5. What is the authorization for this program, i.e., federal or state statute, etc.? (Include the federal program number, if applicable.)

Title 42, Chapter 6A, Subchapter XII, Part B, § 300(g)

Title 33, Chapter 26, Subchapters I-IV

Section 319(h)

Section 604(b)

Section 104(b)(3)

Public Law (107-117)

USGS Organic Act of 1879

Missouri Constitution Article III, Sect 37(c),(e),(g), & (h)

RSMo Chapter 644

RSMo 640.100 through 640.140

RSMo 640.100.3 and 640.120

RSMo 644.006 through 644.096 and

RSMo 644.125 through 644.150

RSMo 640.700 through 640.758

RSMo 644.101 through 644.124

RSMo 644.500 through 644.564

Federal Safe Drinking Water Act

Federal Clean Water Act

Federal Clean Water Act

Federal Clean Water Act

Federal Clean Water Act

Recovery from and Response to Terrorist Attacks on the United States Act, 2002

USGS Survey Research and Data Acquisition

Water Pollution Control and Storm Water Control Bonds

Missouri Clean Water Law

Missouri Drinking Water Law

Water Testing Required

Planning, Permitting, Inspection, Remediation, Technical Assistance, Enforcement, and

Wastewater Operator Certification

Concentrated Animal Feeding Operation

Water Pollution Grants and Loans or Revolving Fund

Water Pollution Bonds

PROGRAM DESCRIPTION

Department of Natural Resources

HB Section(s): 6.225, 6.235, 6.240, 6.245

DEQ - Water Protection Program

Program is found in the following core budget(s): Water Protection Program

6. Are there federal matching requirements? If yes, please explain.

Clean Water Act §319(h) Non-point Source Management Grant	40% State/Local (EPA)
Clean Water Act §604(b) Water Quality Management Planning Grant	100% Federal (EPA)
Clean Water State Revolving Fund Capitalization Grant	20% State/Local (EPA)
Drinking Water State Revolving Fund Capitalization Grant	20% State/Local (EPA)
Performance Partnership Grant funds for Water Pollution	\$438,127 State (EPA)
Performance Partnership Grant funds for Drinking Water	25% State (EPA)
Section 106 Special Monitoring Grant	100% Federal (EPA)
Small and Disadvantaged Communities Drinking Water Grant	45% State/Local (EPA)
Section 104 Wetland Program Development Grant	25% State/Local (EPA)

7. Is this a federally mandated program? If yes, please explain.

EPA has delegated implementation of the Federal Clean Water Act and the Federal State Drinking Water Act to Missouri. This includes the Clean Water State Revolving Fund and Drinking Water State Revolving Fund.

The Federal Safe Drinking Water Act requires public drinking water systems to conduct routine chemical, radiological, and microbiological monitoring of the water. Section 640.100.3, RSMo, mandates that the state will provide this monitoring for these drinking water systems.

The Water Quality Studies appropriation funds mandates of the Federal Clean Water Act to report on water quality, identify impaired waters, and develop permits and strategies to restore and maintain water bodies.

This page was intentionally left blank.

CORE DECISION ITEM

Department of Natural Resources
Division of Environmental Quality
Soil and Water Conservation Program Operations Core

Budget Unit 78850C
HB Section 6.225

1. CORE FINANCIAL SUMMARY

	FY 2023 Budget Request			
	GR	Federal	Other	Total
PS	0	262,310	1,186,638	1,448,948
EE	0	15,200	249,982	265,182
PSD	0	0	0	0
Total	0	277,510	1,436,620	1,714,130
FTE	0.00	5.50	23.36	28.86

	FY 2023 Governor's Recommendation			
	GR	Fed	Other	Total
PS	0	262,310	1,186,638	1,448,948
EE	0	15,200	249,982	265,182
PSD	0	0	0	0
Total	0	277,510	1,436,620	1,714,130
FTE	0.00	5.50	23.36	28.86

Est. Fringe	0	157,386	711,983	869,369
--------------------	---	---------	---------	---------

Note: Fringes budgeted in House Bill 5 except for certain fringes budgeted directly to MoDOT, Highway Patrol, and Conservation.

Est. Fringe	0	157,386	711,983	869,369
--------------------	---	---------	---------	---------

Note: Fringes budgeted in House Bill 5 except for certain fringes budgeted directly to MoDOT, Highway Patrol, and Conservation.

Other Funds: Soil and Water Sales Tax Fund (0614)

2. CORE DESCRIPTION

The Soil and Water Conservation Program (SWCP) provides guidance and support to the Soil and Water Districts Commission and the 114 local Soil and Water Conservation Districts (SWCDs) throughout the state. SWCP administers the Cost-Share, Conservation Monitoring, and District Grant programs, as well as various research and planning projects. Staff administers the conservation programs through the SWCDs for the control and reduction of soil erosion on agricultural land and protection of water resources. Encompassed in the SWCP is the Nonpoint Source (NPS) Management Program which provides federal Clean Water Act Section 319 implementation grants to accomplish significant results in the control and mitigation of NPS pollution.

Missouri's SWCP and soil and water conservation districts are recognized, locally and nationally, for their successful efforts to reduce soil erosion and address water quality on agricultural land.

The program's pass-through authority is located in a separate core decision item form.

CORE DECISION ITEM

Department of Natural Resources
Division of Environmental Quality
Soil and Water Conservation Program Operations Core

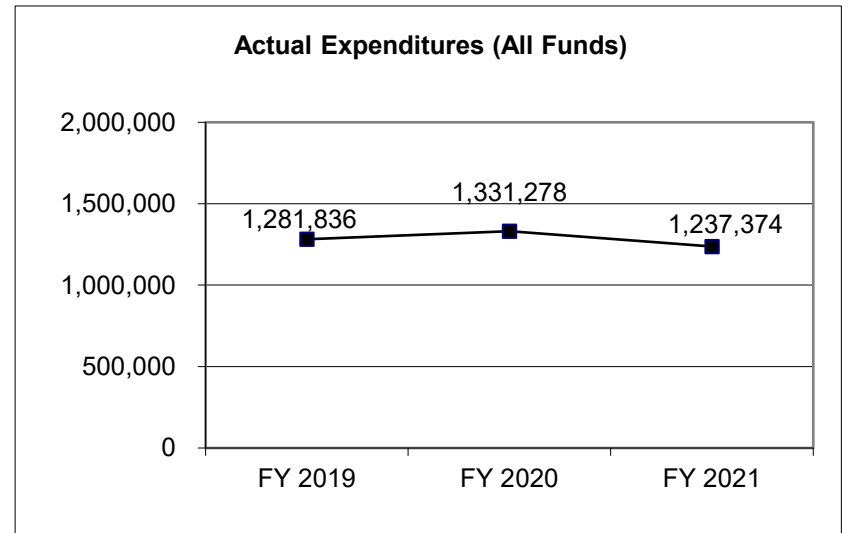
Budget Unit 78850C
HB Section 6.225

3. PROGRAM LISTING (list programs included in this core funding)

Soil and Water Conservation Program

4. FINANCIAL HISTORY

	FY 2019 Actual	FY 2020 Actual	FY 2021 Actual	FY 2022 Current Yr.
Appropriation (All Funds)	2,235,800	1,972,986	1,779,783	1,714,130
Less Reverted (All Funds)	0	0	0	0
Less Restricted (All Funds)	0	0	0	0
Budget Authority (All Funds)	2,235,800	1,972,986	1,779,783	1,714,130
Actual Expenditures (All Funds)	1,281,836	1,331,278	1,237,374	N/A
Unexpended (All Funds)	953,964	641,708	542,409	N/A
Unexpended, by Fund:				
General Revenue	0	0	0	N/A
Federal	17,426	22,482	45,348	N/A
Other	936,538	619,226	497,061	N/A
	(1)	(1)	(1)	



Reverted includes the statutory three-percent reserve amount (when applicable).

Restricted includes any Governor's Expenditure Restrictions which remained at the end of the fiscal year (when applicable).

(1) The Department continues to review operating expenditures to be efficient and effective with state resources.

CORE RECONCILIATION DETAIL

**DEPARTMENT OF NATURAL RESOURCES
SOIL & WATER CONSERVATION**

5. CORE RECONCILIATION DETAIL

	Budget Class	FTE	GR	Federal	Other	Total	Explanation
TAFP AFTER VETOES							
	PS	28.86	0	262,310	1,186,638	1,448,948	
	EE	0.00	0	15,200	249,982	265,182	
	Total	28.86	0	277,510	1,436,620	1,714,130	
DEPARTMENT CORE REQUEST							
	PS	28.86	0	262,310	1,186,638	1,448,948	
	EE	0.00	0	15,200	249,982	265,182	
	Total	28.86	0	277,510	1,436,620	1,714,130	
GOVERNOR'S RECOMMENDED CORE							
	PS	28.86	0	262,310	1,186,638	1,448,948	
	EE	0.00	0	15,200	249,982	265,182	
	Total	28.86	0	277,510	1,436,620	1,714,130	

DEPARTMENT OF NATURAL RESOURCES

DECISION ITEM SUMMARY

Budget Unit								
Decision Item	FY 2021	FY 2021	FY 2022	FY 2022	FY 2023	FY 2023	FY 2023	FY 2023
Budget Object Summary	ACTUAL	ACTUAL	BUDGET	BUDGET	DEPT REQ	DEPT REQ	GOV REC	GOV REC
Fund	DOLLAR	FTE	DOLLAR	FTE	DOLLAR	FTE	DOLLAR	FTE
SOIL & WATER CONSERVATION								
CORE								
PERSONAL SERVICES								
DEPT NATURAL RESOURCES	224,803	4.70	262,310	5.50	262,310	5.50	262,310	5.50
SOIL AND WATER SALES TAX	950,018	19.02	1,186,638	23.36	1,186,638	23.36	1,186,638	23.36
TOTAL - PS	1,174,821	23.72	1,448,948	28.86	1,448,948	28.86	1,448,948	28.86
EXPENSE & EQUIPMENT								
DEPT NATURAL RESOURCES	4,762	0.00	15,200	0.00	15,200	0.00	15,200	0.00
SOIL AND WATER SALES TAX	57,791	0.00	249,982	0.00	249,982	0.00	249,982	0.00
TOTAL - EE	62,553	0.00	265,182	0.00	265,182	0.00	265,182	0.00
TOTAL	1,237,374	23.72	1,714,130	28.86	1,714,130	28.86	1,714,130	28.86
Pay Plan - 0000012								
PERSONAL SERVICES								
DEPT NATURAL RESOURCES	0	0.00	0	0.00	0	0.00	14,570	0.00
SOIL AND WATER SALES TAX	0	0.00	0	0.00	0	0.00	65,958	0.00
TOTAL - PS	0	0.00	0	0.00	0	0.00	80,528	0.00
TOTAL	0	0.00	0	0.00	0	0.00	80,528	0.00
Pay Plan FY22-Cost to Continue - 0000013								
PERSONAL SERVICES								
DEPT NATURAL RESOURCES	0	0.00	0	0.00	2,597	0.00	2,597	0.00
SOIL AND WATER SALES TAX	0	0.00	0	0.00	11,750	0.00	11,750	0.00
TOTAL - PS	0	0.00	0	0.00	14,347	0.00	14,347	0.00
TOTAL	0	0.00	0	0.00	14,347	0.00	14,347	0.00
GRAND TOTAL	\$1,237,374	23.72	\$1,714,130	28.86	\$1,728,477	28.86	\$1,809,005	28.86

DEPARTMENT OF NATURAL RESOURCES

DECISION ITEM DETAIL

Budget Unit	FY 2021	FY 2021	FY 2022	FY 2022	FY 2023	FY 2023	FY 2023	FY 2023
Decision Item	ACTUAL	ACTUAL	BUDGET	BUDGET	DEPT REQ	DEPT REQ	GOV REC	GOV REC
Budget Object Class	DOLLAR	FTE	DOLLAR	FTE	DOLLAR	FTE	DOLLAR	FTE
SOIL & WATER CONSERVATION								
CORE								
ACCOUNTING CLERK	38	0.00	0	0.00	0	0.00	0	0.00
PUBLIC INFORMATION SPEC II	83	0.00	0	0.00	0	0.00	0	0.00
PUBLIC INFORMATION COOR	100	0.00	0	0.00	0	0.00	0	0.00
ENV EDUCATION & INFO SPEC II	1,935	0.04	0	0.00	0	0.00	0	0.00
EXECUTIVE II	1,629	0.04	0	0.00	0	0.00	0	0.00
PLANNER III	4,307	0.08	0	0.00	0	0.00	0	0.00
ENVIRONMENTAL SPEC I	1,422	0.04	0	0.00	0	0.00	0	0.00
ENVIRONMENTAL SPEC II	1,603	0.04	0	0.00	0	0.00	0	0.00
ENVIRONMENTAL SPEC III	23,162	0.51	0	0.00	0	0.00	0	0.00
ENVIRONMENTAL SCIENTIST	2,220	0.04	0	0.00	0	0.00	0	0.00
ENVIRONMENTAL SUPERVISOR	2,420	0.04	0	0.00	0	0.00	0	0.00
ENVIRONMENTAL MGR B1	8,286	0.13	0	0.00	0	0.00	0	0.00
STAFF DIRECTOR	62,347	0.80	78,416	1.00	78,416	1.00	78,416	1.00
SPECIAL ASST PROFESSIONAL	20,610	0.30	20,816	0.30	20,816	0.30	20,816	0.30
ADMIN SUPPORT PROFESSIONAL	37,482	0.97	85,787	2.00	85,787	2.00	85,787	2.00
PROGRAM SPECIALIST	99,068	1.92	104,409	2.00	104,409	2.00	104,409	2.00
SR PUBLIC RELATIONS SPECIALIST	1,894	0.05	1,998	0.05	1,998	0.05	1,998	0.05
PUBLIC RELATIONS COORDINATOR	2,342	0.05	2,387	0.05	2,387	0.05	2,387	0.05
ENVIRONMENTAL PROGRAM ASST	25,604	0.75	34,469	1.00	0	0.00	0	0.00
ENVIRONMENTAL PROGRAM ANALYST	619,929	13.66	755,699	16.42	796,596	17.42	796,596	17.42
ENVIRONMENTAL PROGRAM SPEC	52,452	0.98	104,628	2.00	105,380	2.00	105,380	2.00
ENVIRONMENTAL PROGRAM SPV	55,330	0.96	58,327	1.00	58,327	1.00	58,327	1.00
ENVIRONMENTAL PROGRAM MANAGER	149,211	2.28	200,470	3.00	193,290	3.00	193,290	3.00
ACCOUNTS ASSISTANT	945	0.03	1,079	0.03	1,079	0.03	1,079	0.03
SENIOR ACCOUNTS ASSISTANT	402	0.01	463	0.01	463	0.01	463	0.01
TOTAL - PS	1,174,821	23.72	1,448,948	28.86	1,448,948	28.86	1,448,948	28.86
TRAVEL, IN-STATE	7,213	0.00	61,075	0.00	61,075	0.00	61,075	0.00
TRAVEL, OUT-OF-STATE	0	0.00	14,702	0.00	14,702	0.00	14,702	0.00
SUPPLIES	5,418	0.00	19,100	0.00	19,100	0.00	19,100	0.00
PROFESSIONAL DEVELOPMENT	4,712	0.00	30,250	0.00	30,250	0.00	30,250	0.00
COMMUNICATION SERV & SUPP	14,649	0.00	28,505	0.00	28,505	0.00	28,505	0.00
PROFESSIONAL SERVICES	28,510	0.00	79,100	0.00	79,100	0.00	79,100	0.00

DEPARTMENT OF NATURAL RESOURCES

DECISION ITEM DETAIL

Budget Unit	FY 2021	FY 2021	FY 2022	FY 2022	FY 2023	FY 2023	FY 2023	FY 2023
Decision Item	ACTUAL	ACTUAL	BUDGET	BUDGET	DEPT REQ	DEPT REQ	GOV REC	GOV REC
Budget Object Class	DOLLAR	FTE	DOLLAR	FTE	DOLLAR	FTE	DOLLAR	FTE
SOIL & WATER CONSERVATION								
CORE								
M&R SERVICES	1,579	0.00	7,050	0.00	7,050	0.00	7,050	0.00
OFFICE EQUIPMENT	0	0.00	1,050	0.00	1,050	0.00	1,050	0.00
OTHER EQUIPMENT	0	0.00	2,350	0.00	2,350	0.00	2,350	0.00
BUILDING LEASE PAYMENTS	0	0.00	3,900	0.00	3,900	0.00	3,900	0.00
EQUIPMENT RENTALS & LEASES	14	0.00	2,850	0.00	2,850	0.00	2,850	0.00
MISCELLANEOUS EXPENSES	458	0.00	15,250	0.00	15,250	0.00	15,250	0.00
TOTAL - EE	62,553	0.00	265,182	0.00	265,182	0.00	265,182	0.00
GRAND TOTAL	\$1,237,374	23.72	\$1,714,130	28.86	\$1,714,130	28.86	\$1,714,130	28.86
GENERAL REVENUE	\$0	0.00	\$0	0.00	\$0	0.00	\$0	0.00
FEDERAL FUNDS	\$229,565	4.70	\$277,510	5.50	\$277,510	5.50	\$277,510	5.50
OTHER FUNDS	\$1,007,809	19.02	\$1,436,620	23.36	\$1,436,620	23.36	\$1,436,620	23.36

CORE DECISION ITEM

Department of Natural Resources
Division of Environmental Quality
Soil and Water Conservation Program PSD Core

Budget Unit 79435C
HB Section 6.250

1. CORE FINANCIAL SUMMARY

	FY 2023 Budget Request			
	GR	Federal	Other	Total
PS	0	0	0	0
EE	0	100,000	850,000	950,000
PSD	0	900,000	54,630,570	55,530,570
Total	0	1,000,000	55,480,570	56,480,570
FTE	0.00	0.00	0.00	0.00

	FY 2023 Governor's Recommendation			
	GR	Fed	Other	Total
PS	0	0	0	0
EE	0	100,000	850,000	950,000
PSD	0	900,000	54,630,570	55,530,570
Total	0	1,000,000	55,480,570	56,480,570
FTE	0.00	0.00	0.00	0.00

Est. Fringe	0	0	0	0
--------------------	---	---	---	---

Note: Fringes budgeted in House Bill 5 except for certain fringes budgeted directly to MoDOT, Highway Patrol, and Conservation.

Est. Fringe	0	0	0	0
--------------------	---	---	---	---

Note: Fringes budgeted in House Bill 5 except for certain fringes budgeted directly to MoDOT, Highway Patrol, and Conservation.

Other Funds: Soil and Water Sales Tax Fund (0614)

2. CORE DESCRIPTION

The Soil and Water Conservation Program provides management and oversight of the following pass-through financial assistance programs: Cost-Share, District Grants, Conservation Monitoring Program, and Research for soil and water conservation. Appropriation authority allows for federal funding of demonstration and technical assistance projects. Through these activities, nearly \$56 million is available for the installation of soil and water conservation practices on agricultural land and to support the operation of each district. Missouri's SWCP and soil and water conservation districts are recognized, locally and nationally, for their successful efforts to reduce soil erosion and address water quality on agricultural land.

3. PROGRAM LISTING (list programs included in this core funding)

Soil and Water Conservation Program

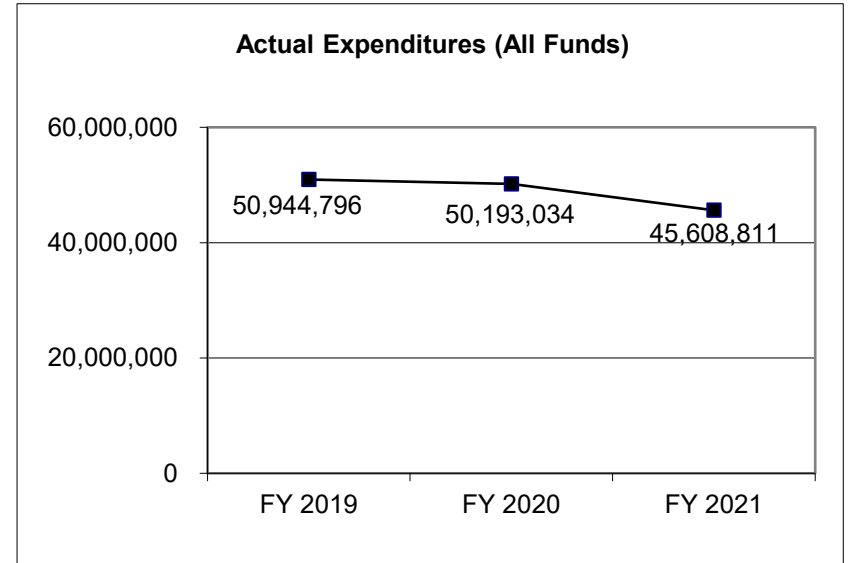
CORE DECISION ITEM

Department of Natural Resources
Division of Environmental Quality
Soil and Water Conservation Program PSD Core

Budget Unit 79435C
HB Section 6.250

4. FINANCIAL HISTORY

	<u>FY 2019</u> <u>Actual</u>	<u>FY 2020</u> <u>Actual</u>	<u>FY 2021</u> <u>Actual</u>	<u>FY 2022</u> <u>Current Yr.</u>
Appropriation (All Funds)	61,130,570	56,480,570	56,480,570	56,480,570
Less Reverted (All Funds)	0	0	0	0
Less Restricted (All Funds)	0	0	0	0
Budget Authority (All Funds)	61,130,570	56,480,570	56,480,570	56,480,570
Actual Expenditures (All Funds)	50,944,796	50,193,034	45,608,811	N/A
Unexpended (All Funds)	10,185,774	6,287,536	10,871,759	N/A
Unexpended, by Fund:				
General Revenue	0	0	0	N/A
Federal	58,234	28,276	244,747	N/A
Other	10,129,540	6,259,260	10,627,012	N/A
	(1)(3)	(1)	(1)	(2)



Reverted includes the statutory three-percent reserve amount (when applicable).

Restricted includes any Governor's Expenditure Restrictions which remained at the end of the fiscal year (when applicable).

NOTES:

(1) In many cases, pass-through appropriations are set at a level to encumber and pay our commitments which often span multiple fiscal years causing unexpended balances.

(2) FY 2022 PSD core appropriations are as follows: Demonstration Projects and Technical Assistance \$1,000,000; Grants to Districts \$14,680,570; Cost-Share \$40,000,000; Conservation Monitoring Program \$400,000; and Research Grants \$400,000.

(3) FY 2019 included a one-time supplemental appropriation of \$4,400,000 to complete conservation practices addressing soil erosion and water quality impacts. Due to adverse weather conditions in FY 2019, the conservation practices were not completed, therefore the one-time supplemental appropriation was not spent.

CORE RECONCILIATION DETAIL

**DEPARTMENT OF NATURAL RESOURCES
SOIL & WATER CONSERVATION PSD**

5. CORE RECONCILIATION DETAIL

	Budget Class	FTE	GR	Federal	Other	Total	Explanation
TAFP AFTER VETOES							
	EE	0.00	0	100,000	850,000	950,000	
	PD	0.00	0	900,000	54,630,570	55,530,570	
	Total	0.00	0	1,000,000	55,480,570	56,480,570	
DEPARTMENT CORE REQUEST							
	EE	0.00	0	100,000	850,000	950,000	
	PD	0.00	0	900,000	54,630,570	55,530,570	
	Total	0.00	0	1,000,000	55,480,570	56,480,570	
GOVERNOR'S RECOMMENDED CORE							
	EE	0.00	0	100,000	850,000	950,000	
	PD	0.00	0	900,000	54,630,570	55,530,570	
	Total	0.00	0	1,000,000	55,480,570	56,480,570	

DEPARTMENT OF NATURAL RESOURCES

DECISION ITEM SUMMARY

Budget Unit								
Decision Item	FY 2021	FY 2021	FY 2022	FY 2022	FY 2023	FY 2023	FY 2023	FY 2023
Budget Object Summary	ACTUAL	ACTUAL	BUDGET	BUDGET	DEPT REQ	DEPT REQ	GOV REC	GOV REC
Fund	DOLLAR	FTE	DOLLAR	FTE	DOLLAR	FTE	DOLLAR	FTE
SOIL & WATER CONSERVATION PSD								
CORE								
EXPENSE & EQUIPMENT								
DEPT NATURAL RESOURCES	3,075	0.00	100,000	0.00	100,000	0.00	100,000	0.00
SOIL AND WATER SALES TAX	332,668	0.00	850,000	0.00	850,000	0.00	850,000	0.00
TOTAL - EE	335,743	0.00	950,000	0.00	950,000	0.00	950,000	0.00
PROGRAM-SPECIFIC								
DEPT NATURAL RESOURCES	752,178	0.00	900,000	0.00	900,000	0.00	900,000	0.00
SOIL AND WATER SALES TAX	44,520,890	0.00	54,630,570	0.00	54,630,570	0.00	54,630,570	0.00
TOTAL - PD	45,273,068	0.00	55,530,570	0.00	55,530,570	0.00	55,530,570	0.00
TOTAL	45,608,811	0.00	56,480,570	0.00	56,480,570	0.00	56,480,570	0.00
GRAND TOTAL	\$45,608,811	0.00	\$56,480,570	0.00	\$56,480,570	0.00	\$56,480,570	0.00

DEPARTMENT OF NATURAL RESOURCES

DECISION ITEM DETAIL

Budget Unit	FY 2021	FY 2021	FY 2022	FY 2022	FY 2023	FY 2023	FY 2023	FY 2023
Decision Item	ACTUAL	ACTUAL	BUDGET	BUDGET	DEPT REQ	DEPT REQ	GOV REC	GOV REC
Budget Object Class	DOLLAR	FTE	DOLLAR	FTE	DOLLAR	FTE	DOLLAR	FTE
SOIL & WATER CONSERVATION PSD								
CORE								
TRAVEL, IN-STATE	2,157	0.00	15,000	0.00	15,000	0.00	15,000	0.00
PROFESSIONAL DEVELOPMENT	0	0.00	2,000	0.00	2,000	0.00	2,000	0.00
PROFESSIONAL SERVICES	332,668	0.00	723,500	0.00	723,500	0.00	723,500	0.00
M&R SERVICES	918	0.00	204,000	0.00	204,000	0.00	204,000	0.00
BUILDING LEASE PAYMENTS	0	0.00	500	0.00	500	0.00	500	0.00
MISCELLANEOUS EXPENSES	0	0.00	5,000	0.00	5,000	0.00	5,000	0.00
TOTAL - EE	335,743	0.00	950,000	0.00	950,000	0.00	950,000	0.00
PROGRAM DISTRIBUTIONS	45,273,068	0.00	55,530,570	0.00	55,530,570	0.00	55,530,570	0.00
TOTAL - PD	45,273,068	0.00	55,530,570	0.00	55,530,570	0.00	55,530,570	0.00
GRAND TOTAL	\$45,608,811	0.00	\$56,480,570	0.00	\$56,480,570	0.00	\$56,480,570	0.00
GENERAL REVENUE	\$0	0.00	\$0	0.00	\$0	0.00	\$0	0.00
FEDERAL FUNDS	\$755,253	0.00	\$1,000,000	0.00	\$1,000,000	0.00	\$1,000,000	0.00
OTHER FUNDS	\$44,853,558	0.00	\$55,480,570	0.00	\$55,480,570	0.00	\$55,480,570	0.00

PROGRAM DESCRIPTION

Department of Natural Resources

HB Section(s): 6.225, 6.250

DEQ - Soil and Water Conservation Program

Program is found in the following core budget(s): Soil and Water Conservation Program

1a. What strategic priority does this program address?

The Soil and Water Conservation Program helps Missouri citizens thrive by managing natural resources to promote a healthy environment and economy by:

- Promoting environmental responsibility and resource stewardship.
- Enhancing services, information, and communication to improve customer experience.
- Modernizing infrastructure, strengthening workforce, and supporting economic development.
- Improving internal processes to better serve our customers.

1b. What does this program do?

Provides education, conservation, technical support, and financial incentives for the purposes of conserving soil and water resources through the Parks, Soils, and Water Sales Tax.

- **Cost-Share Program:** provides partial reimbursement to landowners for the installation of soil and water conservation practices that prevent or control excessive erosion and improve water quality.
- **Grants to Soil and Water Conservation Districts:** soil and water conservation districts in each of Missouri's 114 counties are supported by district grants funds to allow local district boards to provide technical assistance to landowners and deliver information and educational programs.
- **Nonpoint Source Implementation Program:** coordinates the state's nonpoint source pollution reduction efforts through technical assistance, financial assistance, education, training, technology transfer, demonstration projects, and monitoring pursuant to Section 319 of the federal Clean Water Act (CWA). Nonpoint source pollution in a watershed cannot be traced back to a single source, and can come from multiple sources within a watershed such as stormwater runoff, agricultural practices, land disturbance and development activities, or ineffective on-site wastewater systems.
- **Research and Monitoring:** provides funding for research and monitoring necessary to understand the effectiveness of conservation practices and to inform future practice implementation.

The following table shows financial data for the budget units included in this form.

	FY 2019 Actual	FY 2020 Actual	FY 2021 Actual	FY 2022 Current	FY 2023 Gov Rec
Soil and Water Conservation Operations (78850C)	1,281,836	1,331,278	1,237,374	1,714,130	1,714,130
Soil and Water Conservation PSDs (79435C)	50,944,796	50,193,034	45,608,811	56,480,570	56,480,570
Total	52,226,632	51,524,312	46,846,185	58,194,700	58,194,700

PROGRAM DESCRIPTION

Department of Natural Resources

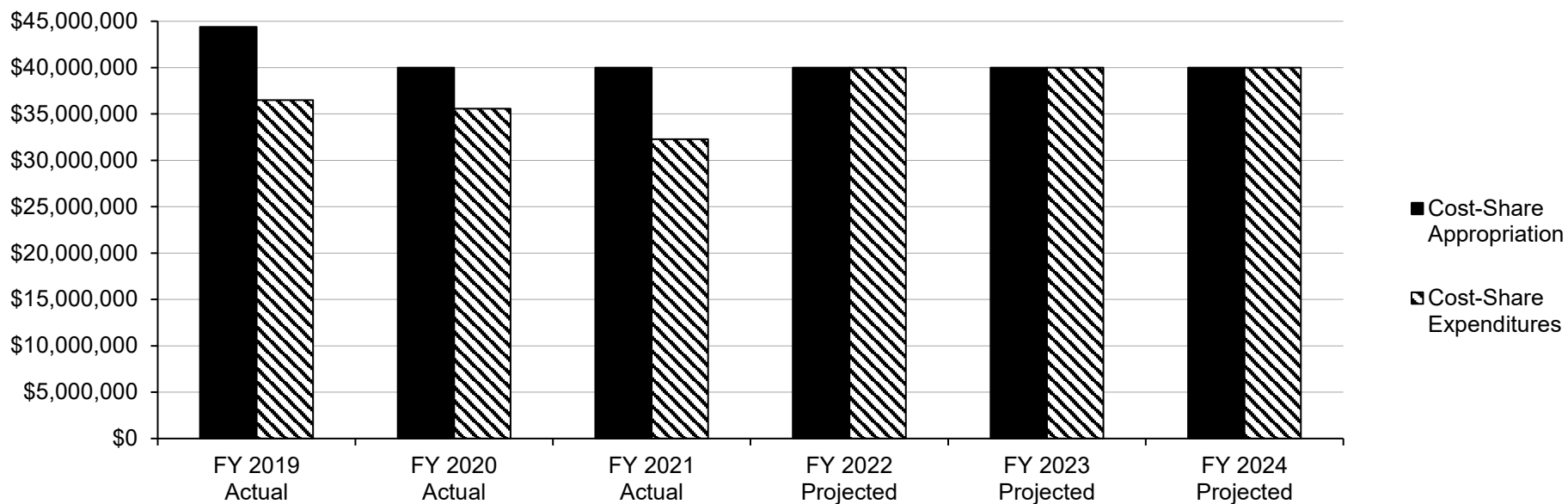
HB Section(s): 6.225, 6.250

DEQ - Soil and Water Conservation Program

Program is found in the following core budget(s): Soil and Water Conservation Program

2a. Provide an activity measure(s) for the program.

Cost-Share Appropriations Spent Annually



Due to adverse weather conditions in FY 2019, the expended amount of cost share dollars was lower than projected. Due to COVID-19 disruptions, program delivery was limited because of limited in-person meetings with landowners and decreased crop and livestock pricing, therefore FY 2020 and FY2021 resulted in reduced cost share payments. We are projecting to spend full appropriation in FY 2022 through FY2024 based on projected available funds.

The goal is to maximize funding available to landowners.

PROGRAM DESCRIPTION

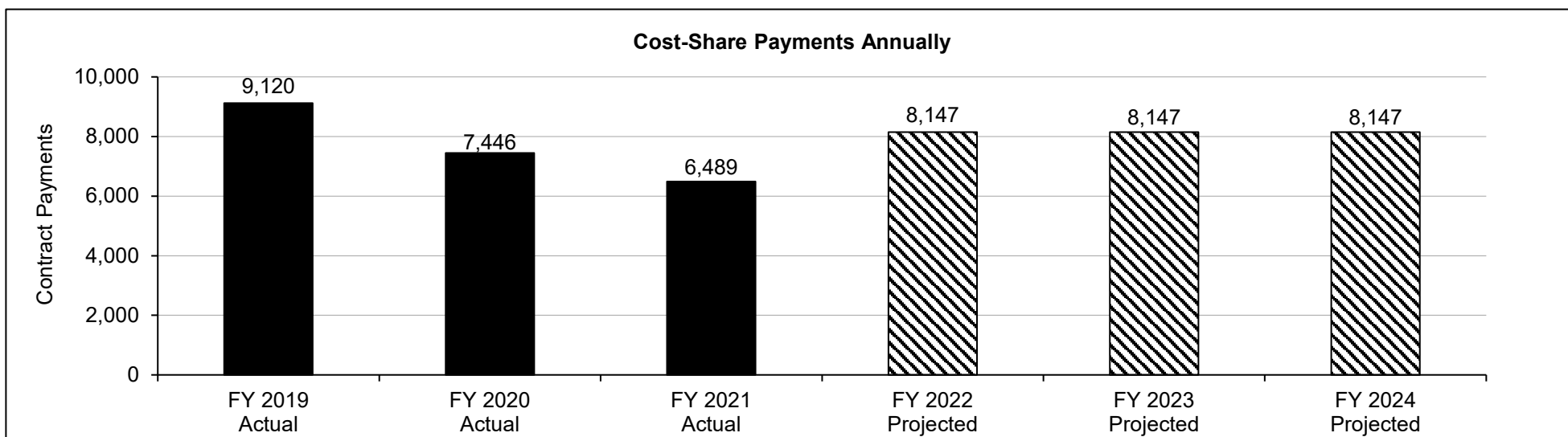
Department of Natural Resources

HB Section(s): 6.225, 6.250

DEQ - Soil and Water Conservation Program

Program is found in the following core budget(s): Soil and Water Conservation Program

2a. Provide an activity measure(s) for the program (continued).



The increase in FY 2019 payments is due to Executive Order 18-05, related to drought conditions, that allowed more cover crop contracts to be issued. Due to COVID-19 disruptions and decreased commodity pricing, FY 2020 and FY 2021 resulted in a reduced number of contract payments. We are projecting increased payments in FY 2022 through FY 2024 based on projected available funds.

PROGRAM DESCRIPTION

Department of Natural Resources

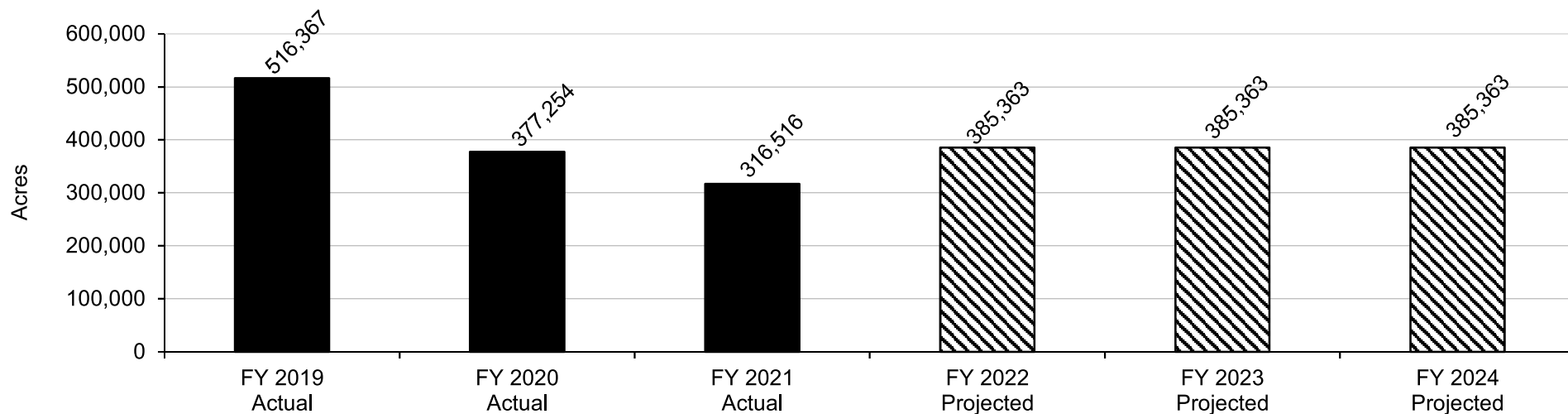
HB Section(s): 6.225, 6.250

DEQ - Soil and Water Conservation Program

Program is found in the following core budget(s): Soil and Water Conservation Program

2b. Provide a measure(s) of the program's quality.

Farmland Benefited Annually Through Financial Assistance Opportunities



The increase in FY 2019 acreage is due to Executive Order 18-05, related to drought conditions, that allowed more cover crop contracts to be issued. Due to COVID-19 disruptions and decreased commodity pricing, FY 2020 and FY2021 resulted in fewer impacted acres benefited by implemented practices. We are projecting increased acreage in FY 2022 through FY 2024 based on projected available funds.

The goal is to maximize acres benefited through financial assistance opportunities.

PROGRAM DESCRIPTION

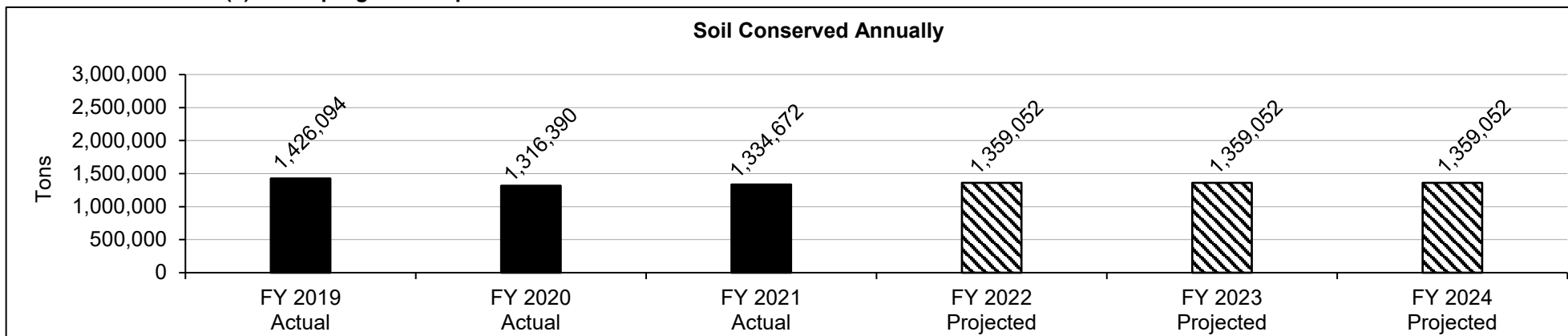
Department of Natural Resources

HB Section(s): 6.225, 6.250

DEQ - Soil and Water Conservation Program

Program is found in the following core budget(s): Soil and Water Conservation Program

2c. Provide a measure(s) of the program's impact.



Soil conserved is based and projected on the evaluation criteria of a conservation practice with a maintenance life of five-to-ten years. Some practices save soil at a rate determined by an erosion calculation based on Federal guidelines. Practices implemented reduce erosion, resulting in less sediment entering streams and lakes, thus improving water quality.

The decrease in soil saved in FY 2020 is from the continuation of implementing cover crops and increase in practices that improves soil health and water quality. The amount of cover crop practices is unknown in future years, therefore the projected amount in FY 2022 is based on a 3-year average of the amount of soil conserved and the number of acres implementing practices that conserve soil.

The goal is to maximize soil conserved annually.

PROGRAM DESCRIPTION

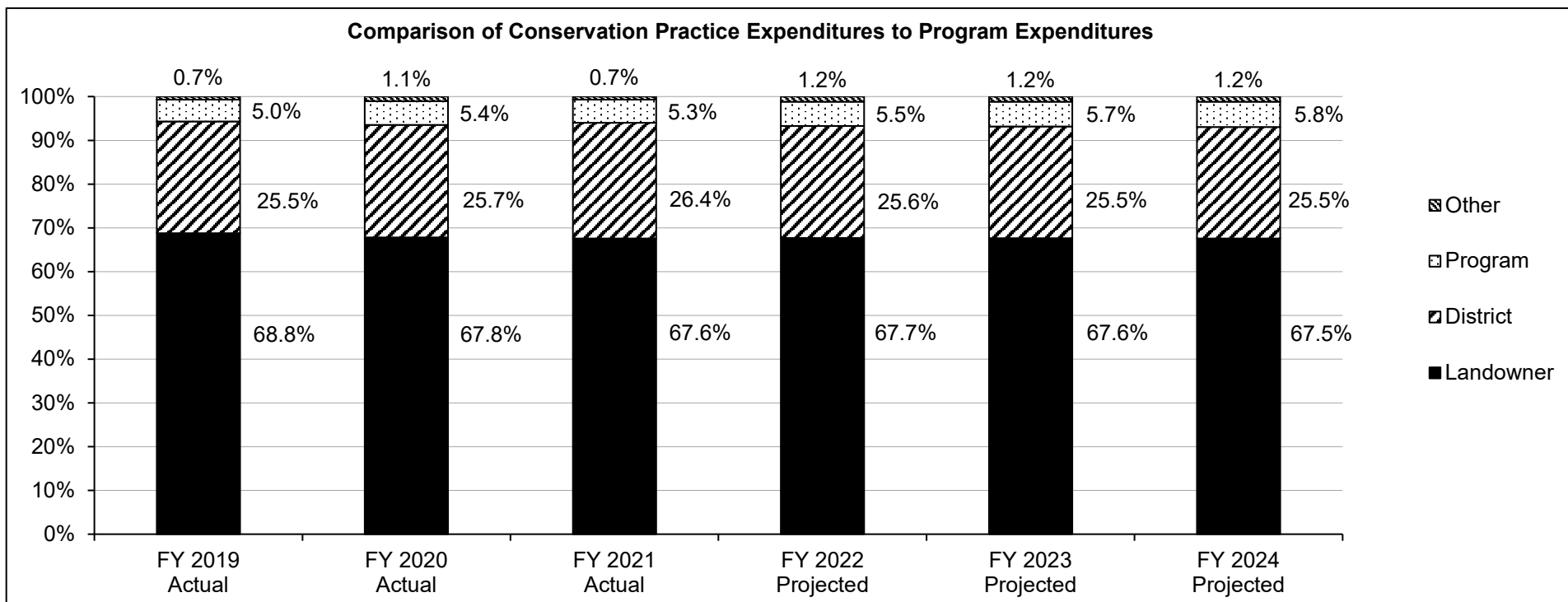
Department of Natural Resources

HB Section(s): 6.225, 6.250

DEQ - Soil and Water Conservation Program

Program is found in the following core budget(s): Soil and Water Conservation Program

2d. Provide a measure(s) of the program's efficiency.



This chart represents full costs of the Soil and Water Sales Tax Fund (pass-through payments, personal services, fringe benefits, operating expenses, and other costs). The program has voluntarily reduced their operating appropriations in FY 2019, FY 2020, FY 2021, and FY 2022 and continues to review processes to gain efficiencies and utilize current staff effectively.

PROGRAM DESCRIPTION

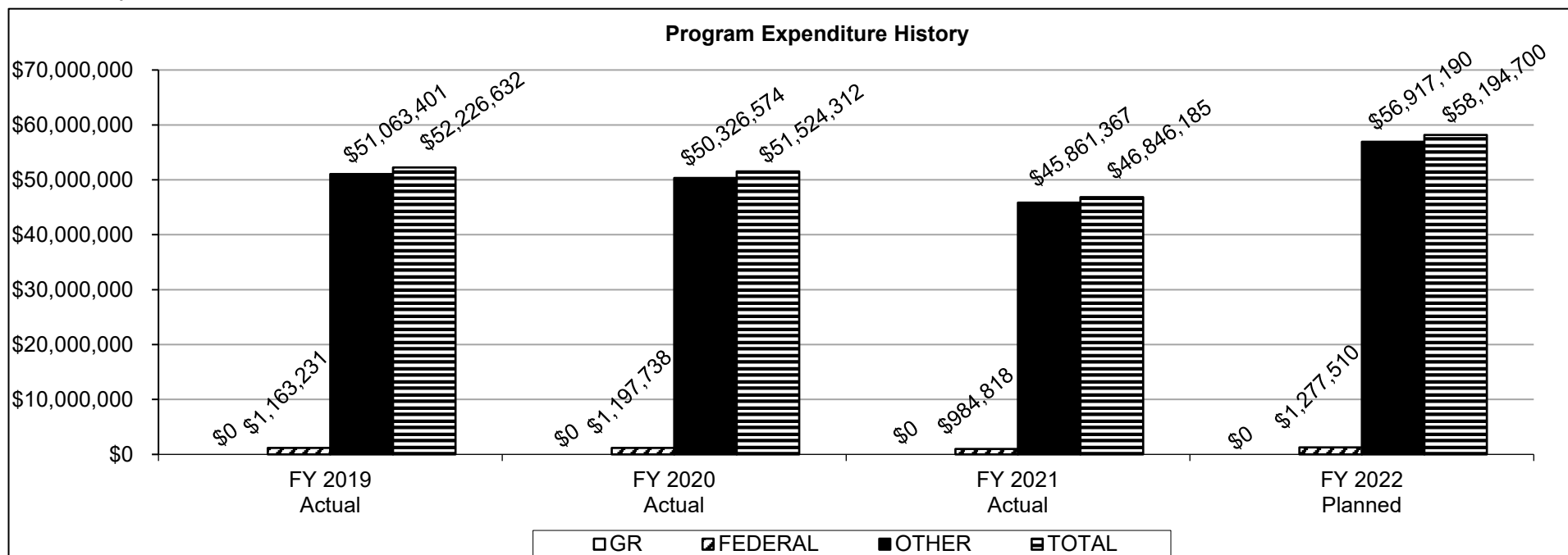
Department of Natural Resources

HB Section(s): 6.225, 6.250

DEQ - Soil and Water Conservation Program

Program is found in the following core budget(s): Soil and Water Conservation Program

3. Provide actual expenditures for the prior three fiscal years and planned expenditures for the current fiscal year. (Note: Amounts do not include fringe benefit costs.)



This budget does not contain General Revenue.

Financial data includes operating and pass-through appropriations. Pass-through appropriations are set at a level to encumber and pay our commitments which often span multiple fiscal years. FY 2022 Planned is shown at full appropriation.

PROGRAM DESCRIPTION

Department of Natural Resources	HB Section(s): 6.225, 6.250
DEQ - Soil and Water Conservation Program	
Program is found in the following core budget(s): Soil and Water Conservation Program	
4. What are the sources of the "Other " funds?	
Soil and Water Sales Tax Fund (0614)	
5. What is the authorization for this program, i.e., federal or state statute, etc.? (Include the federal program number, if applicable.)	
Missouri Constitution, Article IV, Section 47a RSMo 278.080 Section 319(h)	Sales and Use Tax Levied for Soil and Water Conservation State's Soil and Water Districts Commission Federal Clean Water Act
6. Are there federal matching requirements? If yes, please explain.	
Clean Water Act §319(h) Nonpoint Source Management Grant	40% State/Local (EPA)
7. Is this a federally mandated program? If yes, please explain.	
The Environmental Protection Agency has delegated authority to the Department under the federal Clean Water Act. Water quality projects and studies promote improvement in water quality when performed in accordance with CWA 319.	

This page was intentionally left blank.

CORE DECISION ITEM

Department of Natural Resources	Budget Unit 78865C
Division of Environmental Quality	
Air Pollution Control Program Operations Core	HB Section 6.225

1. CORE FINANCIAL SUMMARY

	FY 2023 Budget Request					FY 2023 Governor's Recommendation			
	GR	Federal	Other	Total		GR	Fed	Other	Total
PS	0	1,086,214	3,845,719	4,931,933	PS	0	1,086,214	3,845,719	4,931,933
EE	0	105,580	255,606	361,186	EE	0	105,580	255,606	361,186
PSD	0	0	0	0	PSD	0	0	0	0
Total	0	1,191,794	4,101,325	5,293,119	Total	0	1,191,794	4,101,325	5,293,119
FTE	0.00	21.29	74.69	95.98	FTE	0.00	21.29	74.69	95.98

Est. Fringe	0	651,728	2,307,431	2,959,160
--------------------	---	---------	-----------	-----------

Note: Fringes budgeted in House Bill 5 except for certain fringes budgeted directly to MoDOT, Highway Patrol, and Conservation.

Est. Fringe	0	651,728	2,307,431	2,959,160
--------------------	---	---------	-----------	-----------

Note: Fringes budgeted in House Bill 5 except for certain fringes budgeted directly to MoDOT, Highway Patrol, and Conservation.

Other Funds: Missouri Air Emission Reduction Fund (0267); Volkswagen Environmental Mitigation Trust Proceeds Fund (0268); Natural Resources Protection Fund - Air Pollution Asbestos Fee Subaccount (0584); Natural Resources Protection Fund - Air Pollution Permit Fee Subaccount (0594)

2. CORE DESCRIPTION

The Air Pollution Control Program strives to maintain and improve the quality of Missouri's air to protect public health, general welfare, and the environment. The program issues construction and operating permits to help ensure facilities are built in compliance with the laws and rules designed to protect public health. The program, working with the Department's regional offices, identifies facilities that are not in compliance and works with them to reach compliance. By collecting air monitoring and emission inventory information, the program provides benchmark data for the state's air-quality planning efforts. Air monitoring data can be measured against that benchmark to provide an indicator of whether air pollution control in Missouri is successful. In the St. Louis area, the Department and the Missouri State Highway Patrol oversee the joint vehicle emissions and safety inspection program. The program's pass-through authority is located in a separate core decision item form.

3. PROGRAM LISTING (list programs included in this core funding)

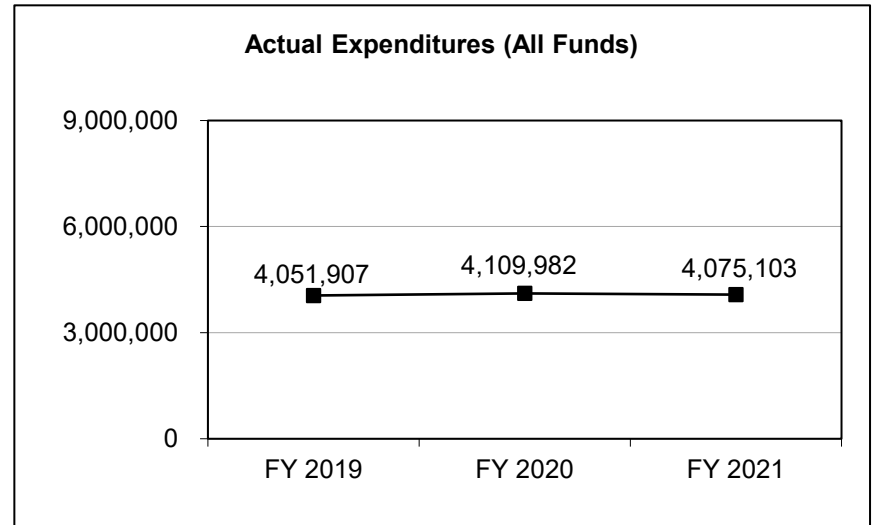
Air Pollution Control Program

CORE DECISION ITEM

Department of Natural Resources	Budget Unit 78865C
Division of Environmental Quality	
Air Pollution Control Program Operations Core	HB Section 6.225

4. FINANCIAL HISTORY

	FY 2019 Actual	FY 2020 Actual	FY 2021 Actual	FY 2022 Current Yr.
Appropriation (All Funds)	5,717,961	5,297,183	5,314,289	5,293,119
Less Reverted (All Funds)	0	0	0	0
Less Restricted (All Funds)	0	0	0	0
Budget Authority (All Funds)	5,717,961	5,297,183	5,314,289	5,293,119
Actual Expenditures (All Funds)	4,051,907	4,109,982	4,075,103	N/A
Unexpended (All Funds)	1,666,054	1,187,201	1,239,186	N/A
Unexpended, by Fund:				
General Revenue	0	0	0	N/A
Federal	580,752	431,056	711,057	N/A
Other	1,085,302	756,145	528,129	N/A
	(1)	(1)	(1)	



Reverted includes the statutory three-percent reserve amount (when applicable).

Restricted includes any Governor's Expenditure Restrictions which remained at the end of the fiscal year (when applicable).

NOTES:

(1) The Department continues to review operating expenditures to be efficient and effective with state resources.

CORE RECONCILIATION DETAIL

**DEPARTMENT OF NATURAL RESOURCES
AIR POLLUTION CONTROL PGRM**

5. CORE RECONCILIATION DETAIL

				Budget Class	FTE	GR	Federal	Other	Total	Explanation
TAFP AFTER VETOES										
				PS	95.98	0	1,086,214	3,845,719	4,931,933	
				EE	0.00	0	105,580	255,606	361,186	
				Total	95.98	0	1,191,794	4,101,325	5,293,119	
DEPARTMENT CORE ADJUSTMENTS										
Core Reallocation	304	5367		PS	0.00	0	0	0		0 Core reallocations will more closely align the budget with planned spending.
Core Reallocation	304	5368		PS	0.00	0	0	0		(0) Core reallocations will more closely align the budget with planned spending.
Core Reallocation	304	5369		PS	(0.00)	0	0	0		0 Core reallocations will more closely align the budget with planned spending.
Core Reallocation	304	4381		PS	0.00	0	0	0		(0) Core reallocations will more closely align the budget with planned spending.
NET DEPARTMENT CHANGES					(0.00)	0	0	0	0	0
DEPARTMENT CORE REQUEST										
				PS	95.98	0	1,086,214	3,845,719	4,931,933	
				EE	0.00	0	105,580	255,606	361,186	
				Total	95.98	0	1,191,794	4,101,325	5,293,119	
GOVERNOR'S RECOMMENDED CORE										
				PS	95.98	0	1,086,214	3,845,719	4,931,933	

CORE RECONCILIATION DETAIL

**DEPARTMENT OF NATURAL RESOURCES
AIR POLLUTION CONTROL PGRM**

5. CORE RECONCILIATION DETAIL

	Budget Class	FTE	GR	Federal	Other	Total	Explanation
GOVERNOR'S RECOMMENDED CORE							
	EE	0.00	0	105,580	255,606	361,186	
	Total	95.98	0	1,191,794	4,101,325	5,293,119	

DEPARTMENT OF NATURAL RESOURCES

DECISION ITEM SUMMARY

Budget Unit

Decision Item	FY 2021	FY 2021	FY 2022	FY 2022	FY 2023	FY 2023	FY 2023	FY 2023
Budget Object Summary	ACTUAL	ACTUAL	BUDGET	BUDGET	DEPT REQ	DEPT REQ	GOV REC	GOV REC
Fund	DOLLAR	FTE	DOLLAR	FTE	DOLLAR	FTE	DOLLAR	FTE
AIR POLLUTION CONTROL PGRM								
CORE								
PERSONAL SERVICES								
DEPT NATURAL RESOURCES	490,853	9.56	1,086,214	21.29	1,086,214	21.29	1,086,214	21.29
MO AIR EMISSION REDUCTION	676,431	13.89	848,102	15.53	848,102	15.53	848,102	15.53
VW ENV TRUST FUND	108,384	2.23	111,723	2.13	111,723	2.13	111,723	2.13
NRP-AIR POLLUTION ASBESTOS FEE	230,717	4.97	226,033	5.35	226,033	5.35	226,033	5.35
NRP-AIR POLLUTION PERMIT FEE	2,464,028	48.72	2,659,861	51.68	2,659,861	51.68	2,659,861	51.68
TOTAL - PS	3,970,413	79.37	4,931,933	95.98	4,931,933	95.98	4,931,933	95.98
EXPENSE & EQUIPMENT								
DEPT NATURAL RESOURCES	19,131	0.00	105,580	0.00	105,580	0.00	105,580	0.00
MO AIR EMISSION REDUCTION	37,603	0.00	60,342	0.00	60,342	0.00	60,342	0.00
VW ENV TRUST FUND	131	0.00	57,836	0.00	57,836	0.00	57,836	0.00
NRP-AIR POLLUTION ASBESTOS FEE	6,409	0.00	21,691	0.00	21,691	0.00	21,691	0.00
NRP-AIR POLLUTION PERMIT FEE	41,416	0.00	115,737	0.00	115,737	0.00	115,737	0.00
TOTAL - EE	104,690	0.00	361,186	0.00	361,186	0.00	361,186	0.00
TOTAL	4,075,103	79.37	5,293,119	95.98	5,293,119	95.98	5,293,119	95.98
Pay Plan - 0000012								
PERSONAL SERVICES								
GENERAL REVENUE	0	0.00	0	0.00	0	0.00	241,380	0.00
MO AIR EMISSION REDUCTION	0	0.00	0	0.00	0	0.00	53,446	0.00
VW ENV TRUST FUND	0	0.00	0	0.00	0	0.00	6,316	0.00
TOTAL - PS	0	0.00	0	0.00	0	0.00	301,142	0.00
TOTAL	0	0.00	0	0.00	0	0.00	301,142	0.00
Pay Plan FY22-Cost to Continue - 0000013								
PERSONAL SERVICES								
DEPT NATURAL RESOURCES	0	0.00	0	0.00	10,753	0.00	10,753	0.00
MO AIR EMISSION REDUCTION	0	0.00	0	0.00	8,396	0.00	8,396	0.00
VW ENV TRUST FUND	0	0.00	0	0.00	1,106	0.00	1,106	0.00
NRP-AIR POLLUTION ASBESTOS FEE	0	0.00	0	0.00	2,239	0.00	2,239	0.00

1/31/22 7:53

im_disummary

DEPARTMENT OF NATURAL RESOURCES

DECISION ITEM SUMMARY

Budget Unit								
Decision Item	FY 2021	FY 2021	FY 2022	FY 2022	FY 2023	FY 2023	FY 2023	FY 2023
Budget Object Summary	ACTUAL	ACTUAL	BUDGET	BUDGET	DEPT REQ	DEPT REQ	GOV REC	GOV REC
Fund	DOLLAR	FTE	DOLLAR	FTE	DOLLAR	FTE	DOLLAR	FTE
AIR POLLUTION CONTROL PGRM								
Pay Plan FY22-Cost to Continue - 0000013								
PERSONAL SERVICES								
NRP-AIR POLLUTION PERMIT FEE	0	0.00	0	0.00	26,336	0.00	26,336	0.00
TOTAL - PS	0	0.00	0	0.00	48,830	0.00	48,830	0.00
TOTAL	0	0.00	0	0.00	48,830	0.00	48,830	0.00
GRAND TOTAL	\$4,075,103	79.37	\$5,293,119	95.98	\$5,341,949	95.98	\$5,643,091	95.98

DEPARTMENT OF NATURAL RESOURCES

DECISION ITEM DETAIL

Budget Unit	FY 2021	FY 2021	FY 2022	FY 2022	FY 2023	FY 2023	FY 2023	FY 2023
Decision Item	ACTUAL	ACTUAL	BUDGET	BUDGET	DEPT REQ	DEPT REQ	GOV REC	GOV REC
Budget Object Class	DOLLAR	FTE	DOLLAR	FTE	DOLLAR	FTE	DOLLAR	FTE
AIR POLLUTION CONTROL PGRM								
CORE								
ADMIN OFFICE SUPPORT ASSISTANT	3,820	0.12	0	0.00	0	0.00	0	0.00
SR OFFICE SUPPORT ASSISTANT	5,692	0.20	0	0.00	0	0.00	0	0.00
ACCOUNTING CLERK	303	0.01	0	0.00	0	0.00	0	0.00
RESEARCH ANAL II	3,311	0.08	0	0.00	0	0.00	0	0.00
RESEARCH ANAL III	3,964	0.09	0	0.00	0	0.00	0	0.00
PUBLIC INFORMATION SPEC II	533	0.01	0	0.00	0	0.00	0	0.00
PUBLIC INFORMATION COOR	639	0.01	0	0.00	0	0.00	0	0.00
EXECUTIVE I	1,457	0.03	0	0.00	0	0.00	0	0.00
TOXICOLOGIST	1,932	0.03	0	0.00	0	0.00	0	0.00
ENVIRONMENTAL SPEC I	1,430	0.04	0	0.00	0	0.00	0	0.00
ENVIRONMENTAL SPEC II	3,239	0.08	0	0.00	0	0.00	0	0.00
ENVIRONMENTAL SPEC III	31,953	0.72	0	0.00	0	0.00	0	0.00
ENVIRONMENTAL ENGR I	7,672	0.17	0	0.00	0	0.00	0	0.00
ENVIRONMENTAL ENGR II	25,899	0.50	0	0.00	0	0.00	0	0.00
ENVIRONMENTAL ENGR III	15,296	0.25	0	0.00	0	0.00	0	0.00
ENVIRONMENTAL ENGR IV	5,834	0.09	0	0.00	0	0.00	0	0.00
ENVIRONMENTAL SCIENTIST	22,156	0.42	0	0.00	0	0.00	0	0.00
ENVIRONMENTAL SUPERVISOR	14,027	0.26	0	0.00	0	0.00	0	0.00
ENVIRONMENTAL MGR B1	13,865	0.21	0	0.00	0	0.00	0	0.00
FISCAL & ADMINISTRATIVE MGR B1	2,296	0.04	0	0.00	0	0.00	0	0.00
DEPUTY DIVISION DIRECTOR	613	0.00	0	0.00	0	0.00	0	0.00
STAFF DIRECTOR	74,154	0.87	84,852	1.00	85,594	1.00	85,594	1.00
MISCELLANEOUS PROFESSIONAL	12,539	0.41	0	0.00	0	0.00	0	0.00
SPECIAL ASST PROFESSIONAL	60,296	0.89	61,513	0.90	58,096	0.84	58,096	0.84
ADMIN SUPPORT ASSISTANT	131,942	4.55	144,980	4.75	143,472	4.75	143,472	4.75
LEAD ADMIN SUPPORT ASSISTANT	87,112	2.83	92,603	3.00	92,594	3.00	92,594	3.00
ADMIN SUPPORT PROFESSIONAL	33,753	0.96	35,345	1.00	37,087	1.00	37,087	1.00
ADMINISTRATIVE MANAGER	52,809	0.96	55,656	1.00	55,656	1.00	55,656	1.00
ASSOC RESEARCH/DATA ANALYST	75,404	1.92	79,005	2.00	81,784	2.00	81,784	2.00
RESEARCH/DATA ANALYST	90,366	1.91	95,273	2.00	95,273	2.00	95,273	2.00
SR PUBLIC RELATIONS SPECIALIST	12,123	0.31	12,784	0.32	12,784	0.32	12,784	0.32
PUBLIC RELATIONS COORDINATOR	14,990	0.32	15,277	0.32	15,277	0.32	15,277	0.32

DEPARTMENT OF NATURAL RESOURCES

DECISION ITEM DETAIL

Budget Unit	FY 2021	FY 2021	FY 2022	FY 2022	FY 2023	FY 2023	FY 2023	FY 2023
Decision Item	ACTUAL	ACTUAL	BUDGET	BUDGET	DEPT REQ	DEPT REQ	GOV REC	GOV REC
Budget Object Class	DOLLAR	FTE	DOLLAR	FTE	DOLLAR	FTE	DOLLAR	FTE
AIR POLLUTION CONTROL PGRM								
CORE								
ASSISTANT ENGINEER	114,674	2.38	0	0.00	0	0.00	0	0.00
ASSOCIATE ENGINEER	683,289	13.27	1,091,075	21.00	1,091,691	21.00	1,091,691	21.00
PROFESSIONAL ENGINEER	356,372	5.87	486,393	8.00	478,710	8.00	478,710	8.00
ENGINEER SUPERVISOR	133,177	1.92	140,162	2.00	140,162	2.00	140,162	2.00
ENVIRONMENTAL PROGRAM ASST	18,098	0.52	0	0.00	0	0.00	0	0.00
ENVIRONMENTAL PROGRAM ANALYST	776,733	17.44	1,363,956	28.46	1,314,703	27.52	1,314,703	27.52
ENVIRONMENTAL PROGRAM SPEC	369,932	6.98	426,709	8.00	426,718	8.00	426,718	8.00
ENVIRONMENTAL PROGRAM SPV	321,917	5.76	339,356	6.00	395,337	7.00	395,337	7.00
ENVIRONMENTAL PROGRAM MANAGER	318,888	4.79	336,079	5.00	336,081	5.00	336,081	5.00
ACCOUNTS ASSISTANT	4,936	0.16	5,376	0.17	5,375	0.17	5,375	0.17
SENIOR ACCOUNTS ASSISTANT	2,003	0.05	2,305	0.06	2,305	0.06	2,305	0.06
SENIOR EPIDEMIOLOGIST	58,975	0.94	63,234	1.00	63,234	1.00	63,234	1.00
TOTAL - PS	3,970,413	79.37	4,931,933	95.98	4,931,933	95.98	4,931,933	95.98
TRAVEL, IN-STATE	27,953	0.00	70,320	0.00	70,320	0.00	70,320	0.00
TRAVEL, OUT-OF-STATE	396	0.00	8,282	0.00	8,282	0.00	8,282	0.00
SUPPLIES	10,043	0.00	51,115	0.00	51,115	0.00	51,115	0.00
PROFESSIONAL DEVELOPMENT	2,764	0.00	25,725	0.00	25,725	0.00	25,725	0.00
COMMUNICATION SERV & SUPP	18,286	0.00	37,832	0.00	37,832	0.00	37,832	0.00
PROFESSIONAL SERVICES	36,405	0.00	107,555	0.00	107,555	0.00	107,555	0.00
M&R SERVICES	8,048	0.00	20,587	0.00	20,587	0.00	20,587	0.00
MOTORIZED EQUIPMENT	0	0.00	500	0.00	500	0.00	500	0.00
OFFICE EQUIPMENT	0	0.00	11,678	0.00	11,678	0.00	11,678	0.00
OTHER EQUIPMENT	0	0.00	8,522	0.00	8,522	0.00	8,522	0.00
BUILDING LEASE PAYMENTS	0	0.00	10,320	0.00	10,320	0.00	10,320	0.00
EQUIPMENT RENTALS & LEASES	0	0.00	2,234	0.00	2,234	0.00	2,234	0.00
MISCELLANEOUS EXPENSES	795	0.00	6,516	0.00	6,516	0.00	6,516	0.00
TOTAL - EE	104,690	0.00	361,186	0.00	361,186	0.00	361,186	0.00
GRAND TOTAL	\$4,075,103	79.37	\$5,293,119	95.98	\$5,293,119	95.98	\$5,293,119	95.98
GENERAL REVENUE	\$0	0.00	\$0	0.00	\$0	0.00	\$0	0.00
FEDERAL FUNDS	\$509,984	9.56	\$1,191,794	21.29	\$1,191,794	21.29	\$1,191,794	21.29
OTHER FUNDS	\$3,565,119	69.81	\$4,101,325	74.69	\$4,101,325	74.69	\$4,101,325	74.69

CORE DECISION ITEM

Department of Natural Resources	Budget Unit 79230C
Division of Environmental Quality	
Air Pollution Control Grants and Contracts PSD Core	HB Section 6.255

1. CORE FINANCIAL SUMMARY

	FY 2023 Budget Request					FY 2023 Governor's Recommendation			
	GR	Federal	Other	Total		GR	Fed	Other	Total
PS	0	0	0	0	PS	0	0	0	0
EE	0	0	0	0	EE	0	0	0	0
PSD	0	1,000,000	13,600,000	14,600,000	PSD	0	1,000,000	13,600,000	14,600,000
Total	0	1,000,000	13,600,000	14,600,000	Total	0	1,000,000	13,600,000	14,600,000
FTE	0.00	0.00	0.00	0.00	FTE	0.00	0.00	0.00	0.00

Est. Fringe	0	0	0	0
--------------------	---	---	---	---

Note: Fringes budgeted in House Bill 5 except for certain fringes budgeted directly to MoDOT, Highway Patrol, and Conservation.

Est. Fringe	0	0	0	0
--------------------	---	---	---	---

Note: Fringes budgeted in House Bill 5 except for certain fringes budgeted directly to MoDOT, Highway Patrol, and Conservation.

Other Funds: Volkswagen Environmental Mitigation Trust Proceeds Fund (0268); Natural Resources Protection Fund - Air Pollution Permit Fee Subaccount (0594)

2. CORE DESCRIPTION

The Air Pollution Control Program provides financial assistance to entities through grants or contracts to carry out activities aimed at reducing air pollution.

3. PROGRAM LISTING (list programs included in this core funding)

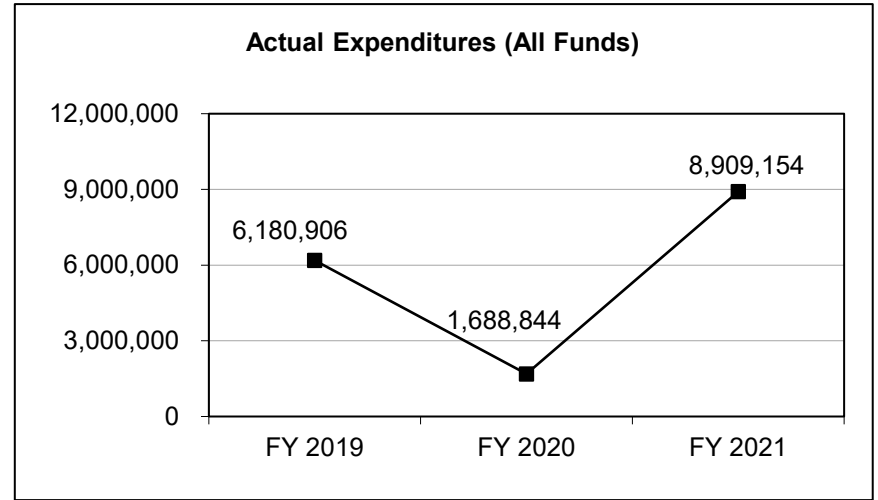
Air Pollution Control Program

CORE DECISION ITEM

Department of Natural Resources	Budget Unit 79230C
Division of Environmental Quality	
Air Pollution Control Grants and Contracts PSD Core	HB Section 6.255

4. FINANCIAL HISTORY

	FY 2019 Actual	FY 2020 Actual	FY 2021 Actual	FY 2022 Current Yr.
Appropriation (All Funds)	14,522,621	15,100,000	15,100,000	14,600,000
Less Reverted (All Funds)	0	0	0	0
Less Restricted (All Funds)	0	0	0	0
Budget Authority (All Funds)	14,522,621	15,100,000	15,100,000	14,600,000
Actual Expenditures (All Funds)	6,180,906	1,688,844	8,909,154	N/A
Unexpended (All Funds)	8,341,715	13,411,156	6,190,846	N/A
Unexpended, by Fund:				
General Revenue	0	0	0	N/A
Federal	6,776,728	1,042,497	1,198,006	N/A
Other	1,564,987	12,368,659	4,992,840	N/A
	(1,2)	(1,2)	(1,2)	(1)



Reverted includes the statutory three-percent reserve amount (when applicable).

Restricted includes any Governor's Expenditure Restrictions which remained at the end of the fiscal year (when applicable).

NOTES:

(1) Unexpended appropriations are due to timing of grant awards and payments to subgrantees. In many cases, pass-through appropriations have been provided to allow for encumbrance and payment of our commitments, which often span multiple fiscal years causing high unexpended balances. Beginning in FY 2014, federal appropriation authority of \$4,400,000 was provided for encumbrance purposes only related to Air Pollution Control Grants. The encumbrance appropriation authority was reduced in the FY 2020 budget and the expenditure appropriation authority was reduced in the FY 2022 budget. Both types of appropriation are included in the data above, therefore high unexpended balances will continue to be reflected through FY 2021.

(2) Volkswagen Mitigation Trust Fund expenditures totaled \$5,919,576 in FY 2019, \$1,182,167 in FY 2020 and \$8,558,310 in FY 2021.

CORE RECONCILIATION DETAIL

**DEPARTMENT OF NATURAL RESOURCES
AIR POLLUTION CONTROL GRANTS**

5. CORE RECONCILIATION DETAIL

	Budget Class	FTE	GR	Federal	Other	Total	Explanation
TAFP AFTER VETOES							
	PD	0.00	0	1,000,000	13,600,000	14,600,000	
	Total	0.00	0	1,000,000	13,600,000	14,600,000	
DEPARTMENT CORE REQUEST							
	PD	0.00	0	1,000,000	13,600,000	14,600,000	
	Total	0.00	0	1,000,000	13,600,000	14,600,000	
GOVERNOR'S RECOMMENDED CORE							
	PD	0.00	0	1,000,000	13,600,000	14,600,000	
	Total	0.00	0	1,000,000	13,600,000	14,600,000	

DEPARTMENT OF NATURAL RESOURCES

DECISION ITEM SUMMARY

Budget Unit								
Decision Item	FY 2021	FY 2021	FY 2022	FY 2022	FY 2023	FY 2023	FY 2023	FY 2023
Budget Object Summary	ACTUAL	ACTUAL	BUDGET	BUDGET	DEPT REQ	DEPT REQ	GOV REC	GOV REC
Fund	DOLLAR	FTE	DOLLAR	FTE	DOLLAR	FTE	DOLLAR	FTE
AIR POLLUTION CONTROL GRANTS								
CORE								
PROGRAM-SPECIFIC								
DEPT NATURAL RESOURCES	301,994	0.00	1,000,000	0.00	1,000,000	0.00	1,000,000	0.00
VW ENV TRUST FUND	8,558,310	0.00	13,500,000	0.00	13,500,000	0.00	13,500,000	0.00
NRP-AIR POLLUTION PERMIT FEE	48,850	0.00	100,000	0.00	100,000	0.00	100,000	0.00
TOTAL - PD	8,909,154	0.00	14,600,000	0.00	14,600,000	0.00	14,600,000	0.00
TOTAL	8,909,154	0.00	14,600,000	0.00	14,600,000	0.00	14,600,000	0.00
GRAND TOTAL	\$8,909,154	0.00	\$14,600,000	0.00	\$14,600,000	0.00	\$14,600,000	0.00

DEPARTMENT OF NATURAL RESOURCES

DECISION ITEM DETAIL

Budget Unit	FY 2021	FY 2021	FY 2022	FY 2022	FY 2023	FY 2023	FY 2023	FY 2023
Decision Item	ACTUAL	ACTUAL	BUDGET	BUDGET	DEPT REQ	DEPT REQ	GOV REC	GOV REC
Budget Object Class	DOLLAR	FTE	DOLLAR	FTE	DOLLAR	FTE	DOLLAR	FTE
AIR POLLUTION CONTROL GRANTS								
CORE								
PROGRAM DISTRIBUTIONS	8,909,154	0.00	14,600,000	0.00	14,600,000	0.00	14,600,000	0.00
TOTAL - PD	8,909,154	0.00	14,600,000	0.00	14,600,000	0.00	14,600,000	0.00
GRAND TOTAL	\$8,909,154	0.00	\$14,600,000	0.00	\$14,600,000	0.00	\$14,600,000	0.00
GENERAL REVENUE	\$0	0.00	\$0	0.00	\$0	0.00	\$0	0.00
FEDERAL FUNDS	\$301,994	0.00	\$1,000,000	0.00	\$1,000,000	0.00	\$1,000,000	0.00
OTHER FUNDS	\$8,607,160	0.00	\$13,600,000	0.00	\$13,600,000	0.00	\$13,600,000	0.00

PROGRAM DESCRIPTION

Department of Natural Resources	HB Section(s): 6.225, 6.255
DEQ - Air Pollution Control Program	
Program is found in the following core budget(s): Air Pollution Control Program	

1a. What strategic priority does this program address?

The Air Pollution Control Program helps Missouri citizens thrive by managing natural resources to promote a healthy environment and economy by:

- Promoting environmental responsibility and resource stewardship.
- Enhancing services, information, and communication to improve customer experience.
- Modernizing infrastructure, strengthening workforce, and supporting economic development.
- Improving internal processes to better serve our customers.

1b. What does this program do?

The Air Pollution Control Program maintains and improves the quality of Missouri’s air. The program operates according to the Missouri Air Conservation Law and federal Clean Air Act:

- Issues permits and provides assistance so activities are conducted in compliance with laws and regulations
- Collects ambient air monitoring and emission information as an indicator of ambient air quality in Missouri
- Develops rules and state plans detailing what measures will achieve the air quality standards in any area
- Manages the Gateway Vehicle Emission Inspection Program (GVIP) which affects approximately 700,000 vehicles in the St. Louis area
- Provides financial assistance to entities through grants or contracts to carry out activities aimed at reducing air pollution
 - Implements the Volkswagen Mitigation Trust by administering funds to eligible individuals, companies, governments, and other entities to reduce air pollution from mobile sources

The following table shows financial data for the budget units included in this form.

	FY 2019	FY 2020	FY 2021	FY 2022	FY 2023
	Actual	Actual	Actual	Current	Gov Rec
Air Pollution Control Operations (78865C)	4,051,907	4,109,982	4,075,103	5,293,119	5,293,119
Air Grants & Contracts PSD (79230C)	6,180,906	1,688,844	8,909,154	14,600,000	14,600,000
Total	10,232,813	5,798,826	12,984,257	19,893,119	19,893,119

PROGRAM DESCRIPTION

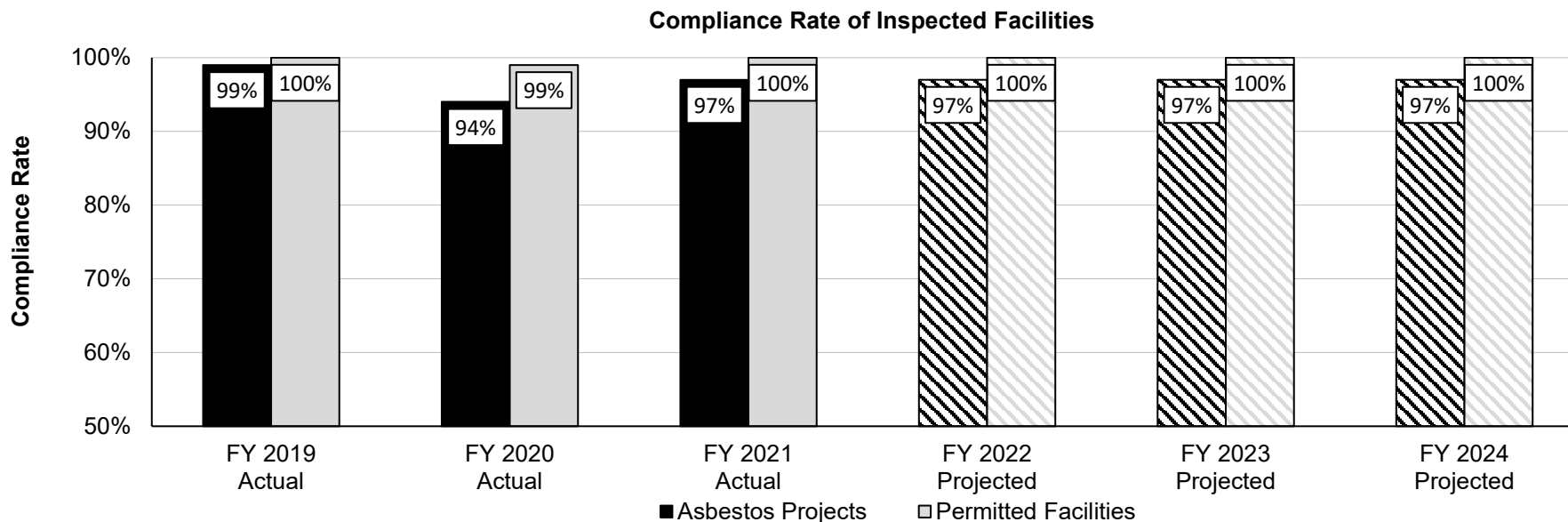
Department of Natural Resources

HB Section(s): 6.225, 6.255

DEQ - Air Pollution Control Program

Program is found in the following core budget(s): Air Pollution Control Program

2a. Provide an activity measure(s) for the program.



Asbestos Projects: The base compliance rate goal for regulated asbestos projects is 97%; the stretch goal is 100%.

Permitted Facilities: The base compliance rate goal for permitted facilities is 99%; the stretch goal is 100%.

The lower Asbestos Compliance Rate in FY 2020 is largely due to fewer inspections conducted in FY 2020, with more violations documented during those inspections.

The Department commits to U.S. Environmental Protection Agency to conduct a minimum of 600 annual inspections of permitted facilities and asbestos projects. In FY 2021, the Department inspected 106 (of 159) regulated asbestos abatement projects and 701 (of 2,051) permitted facilities, for a total of 807 inspections.

All facility types (Part 70 Permit, Intermediate Permit, No Operating Permit, and Construction Permit-No Operating Permit) are included in an inspection rotation that ranges from 2 to 7 years based upon facility type.

PROGRAM DESCRIPTION

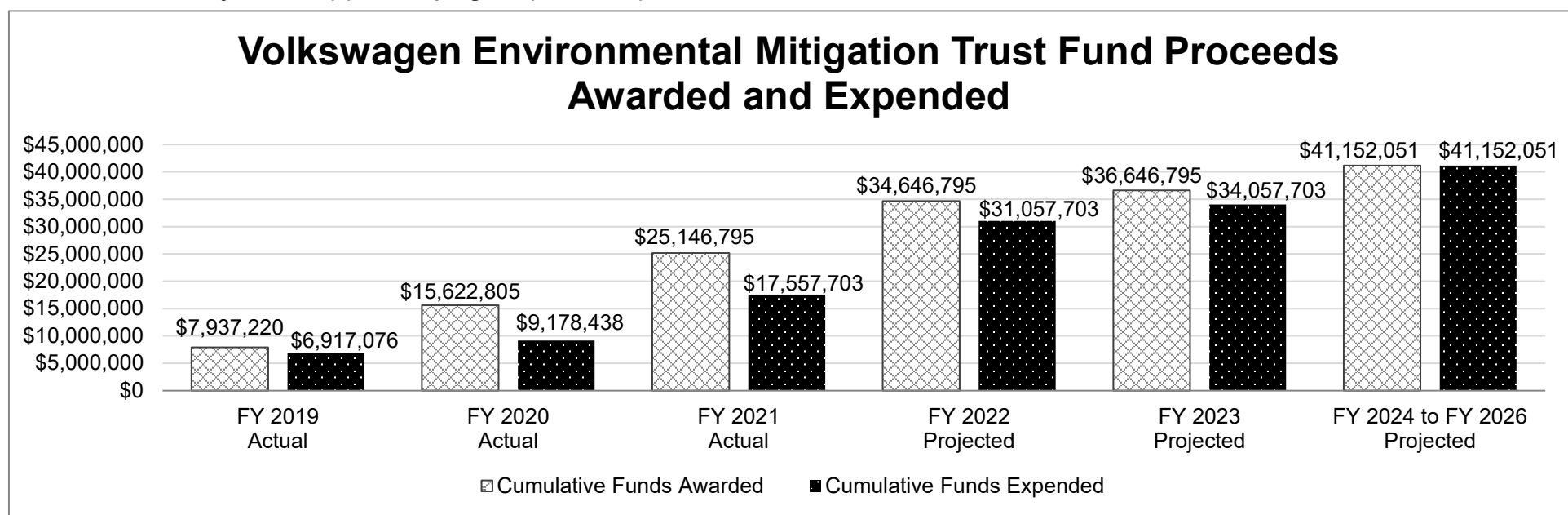
Department of Natural Resources

HB Section(s): 6.225, 6.255

DEQ - Air Pollution Control Program

Program is found in the following core budget(s): Air Pollution Control Program

2a. Provide an activity measure(s) for the program (continued).



Activity is measured by VW Trust funds awarded and expended during the fiscal year. FY 2019 was the first year of appropriation. FY 2019 through FY 2022 includes \$1 million of funds appropriated to the Department of Corrections. By FY 2026, the entire \$41,152,051 of the trust will be expended. Awarded projects are typically only paid upon completion of all program requirements, unless circumstances exist that require advanced payment. Therefore, payment for awarded projects may not occur in the same fiscal year as the award is approved.

In FY 2020, impacts from COVID-19 slowed down project submittals and therefore disbursements. At the applicants' request, the deadline for the spring 2020 application period was extended from March 31 to May 31. In FY 2020, the Department awarded approximately \$7.6 million in projects, but was not able to disperse all of these funds by fiscal year end. These awards processed and distributed in FY 2021 and will continue into FY2022 because of disruptions in the supply chain due to COVID-19.

PROGRAM DESCRIPTION

Department of Natural Resources

HB Section(s): 6.225, 6.255

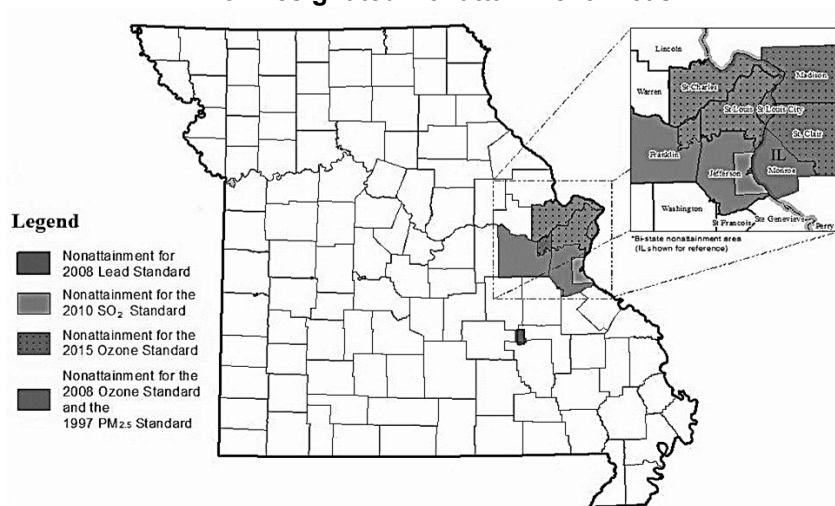
DEQ - Air Pollution Control Program

Program is found in the following core budget(s): Air Pollution Control Program

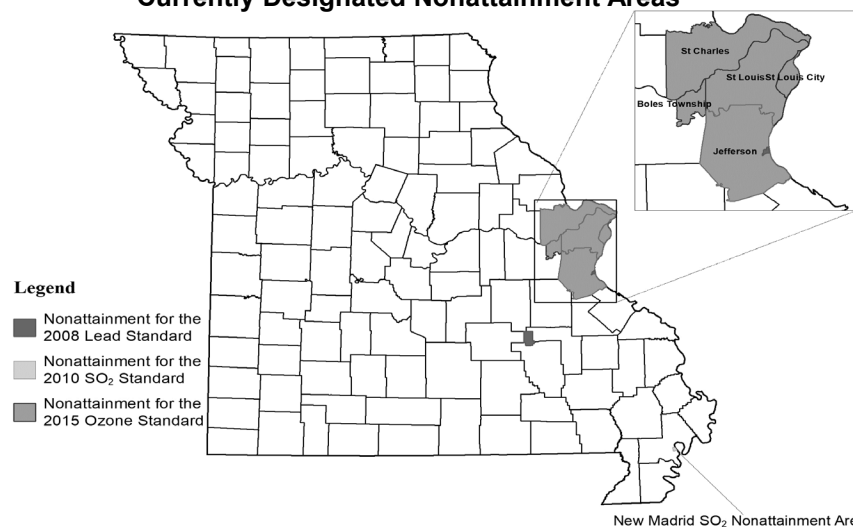
2b. Provide a measure(s) of the program's quality.

Population Areas Based on Current Air Quality Designations (Attainment Population 67%; Nonattainment Population 33%)

Prior Designated Nonattainment Areas



Currently Designated Nonattainment Areas



In January of 2022, EPA redesignated the nonattainment areas located in Jefferson and Jackson counties to attainment for the 2010 Sulphur Dioxide Standard. In September of 2018, EPA redesignated the St. Louis nonattainment area to attainment for the 2008 ozone standard. The entire state is now in attainment with the 2008 ozone standard. The City of St. Louis, the Counties of St. Charles, St. Louis and Jefferson and Boles Township of Franklin County are currently designated nonattainment for the 2015 Ozone standard. In addition, in 2020, EPA designated a portion of New Madrid County as nonattainment for the 2010 Sulphur Dioxide standard.

Base Goal: Prior to the redesignation, 66% of Missourians lived in designated attainment areas. Now 67% of Missourians live in designated attainment areas.

Stretch Goal: Attainment areas are reviewed as federal air quality standards are updated (the Clean Air Act requires EPA to evaluate standards every five years) and as air quality monitoring data is quality assured. The ultimate goal is for 100% of the population to live in areas that meet all national ambient air quality standards.

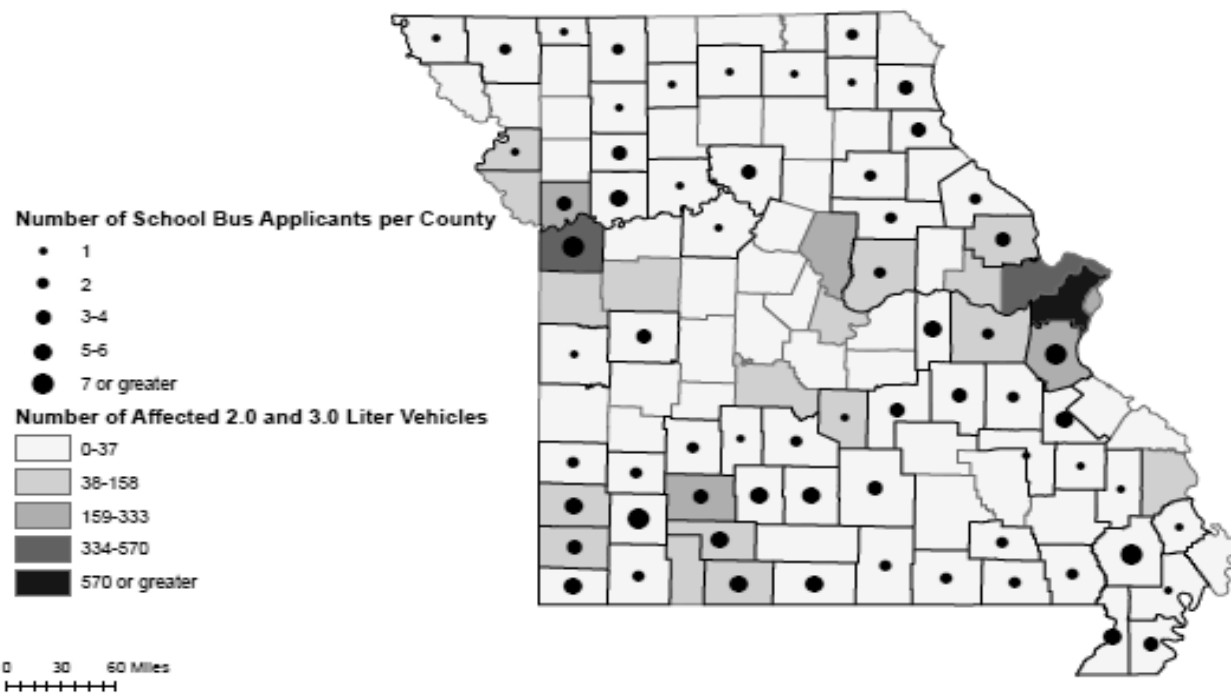
PROGRAM DESCRIPTION

Department of Natural Resources
DEQ - Air Pollution Control Program
 Program is found in the following core budget(s): Air Pollution Control Program

HB Section(s): 6.225, 6.255

2b. Provide a measure(s) of the program's quality (continued).

Volkswagen School Bus Cumulative Applications Awarded



Applications (circles) are only for school buses awarded through the end of FY 2021 and represent districts that own their own buses.

Applicants align spatially with the planned goal of spreading new buses across the state, and their emission reductions will begin to offset emissions in counties with higher numbers of affected Volkswagen vehicles.

Since implementation of the trust, the department has approved 195 school bus replacement awards in 65 counties.

The number of awards in counties may fluctuate from year to year due to applicants withdrawing from the program after funding was awarded and before projects were completed. The number of awards in counties has been updated to show the actual number of counties with completed projects through the end of FY 2021.

PROGRAM DESCRIPTION

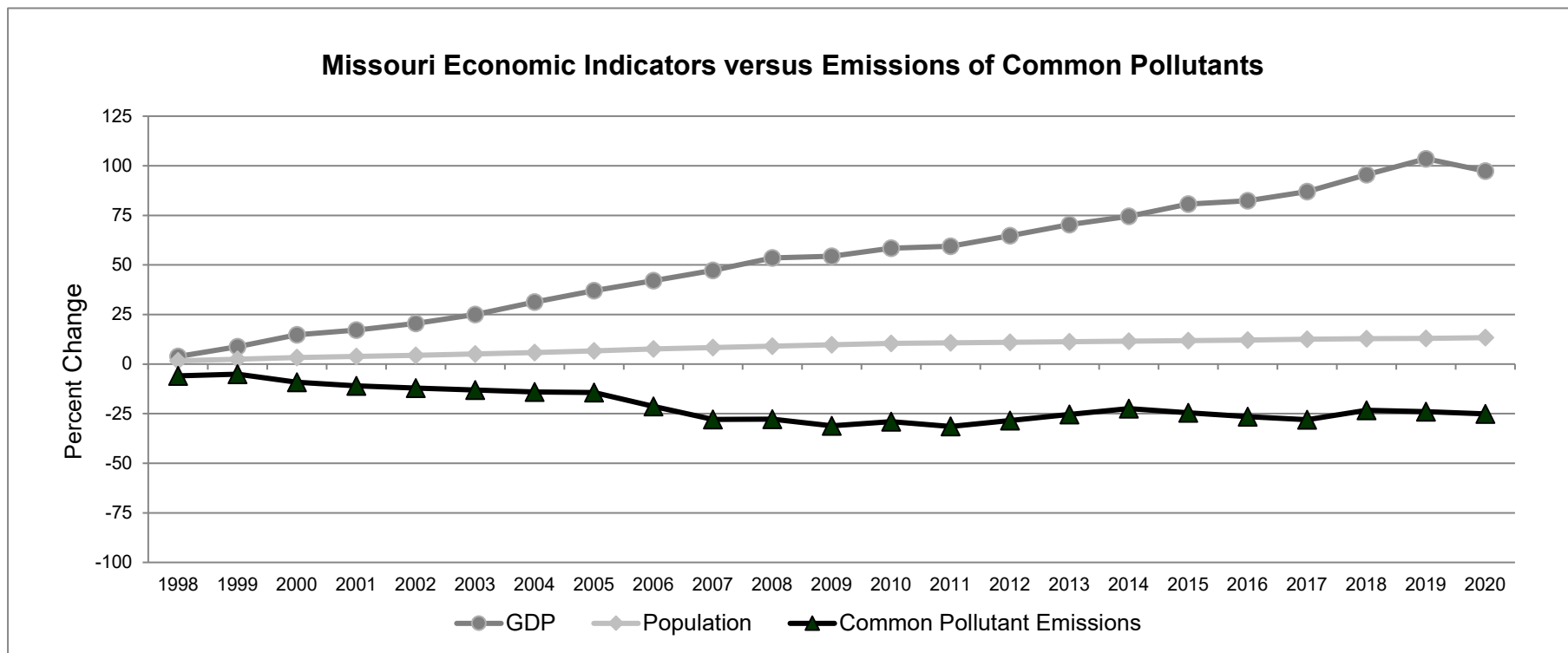
Department of Natural Resources

HB Section(s): 6.225, 6.255

DEQ - Air Pollution Control Program

Program is found in the following core budget(s): Air Pollution Control Program

2c. Provide a measure(s) of the program's impact.



Base/Stretch Goal: Missouri's emissions continue to trend downward as economic investment and development increases.

Common Pollutants include: Ozone, Fine Particulate, Sulfur Dioxide, Nitrogen Dioxides, and Volatile Organic Compounds

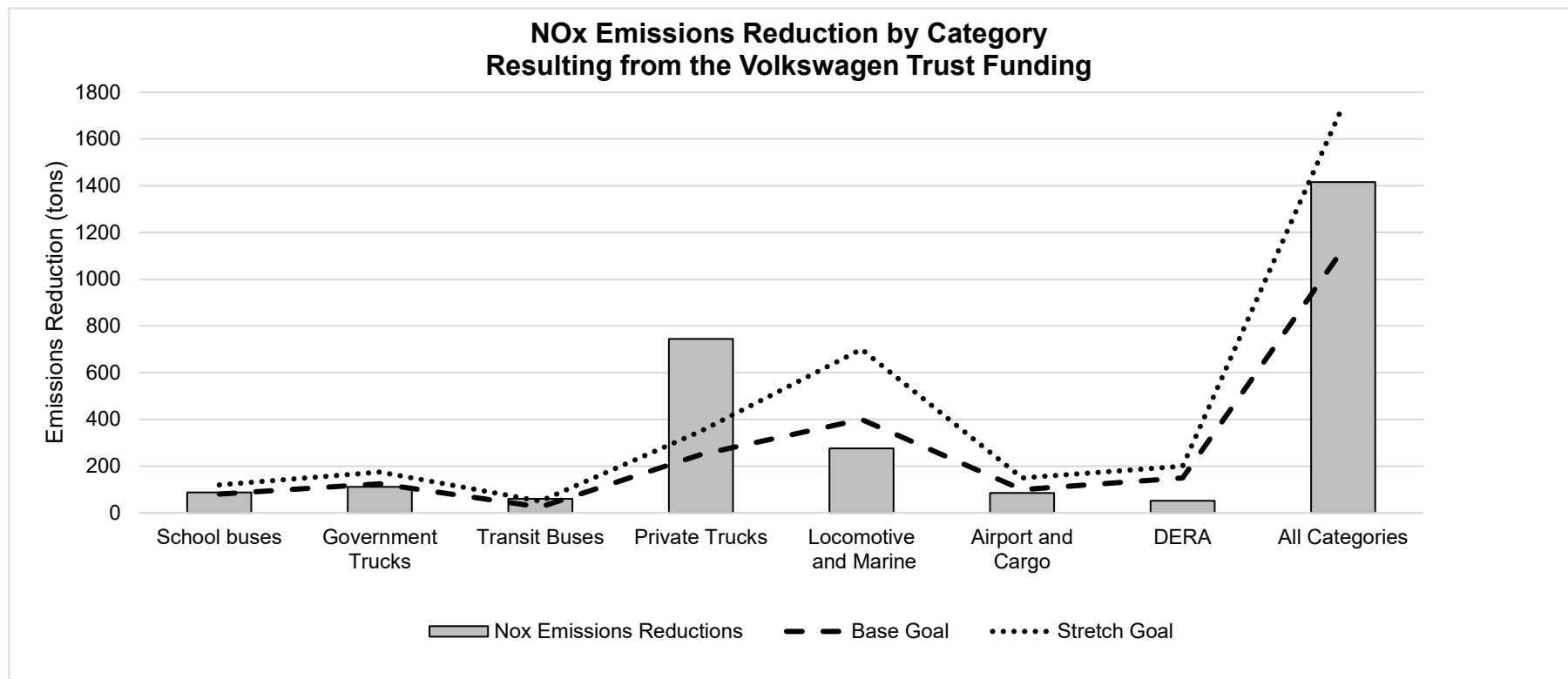
This chart reflects the most recent available data.

PROGRAM DESCRIPTION

Department of Natural Resources
 DEQ - Air Pollution Control Program
 Program is found in the following core budget(s): Air Pollution Control Program

HB Section(s): 6.225, 6.255

2c. Provide a measure(s) of the program's impact (continued).



Beginning in FY 2019, emission reductions are estimated assuming average emission reductions based on the amount of funding allocated to the eight different award categories under Missouri's Beneficiary Mitigation Plan. Actual emission reductions are the result of the projects selected and completed. Although awarded in FY 2020, projects continued through FY 2021 and FY 2022 because of disruptions in the supply chain due to COVID-19. There are no emission reductions in FY 2021 because there was not an application period in FY 2021.

PROGRAM DESCRIPTION

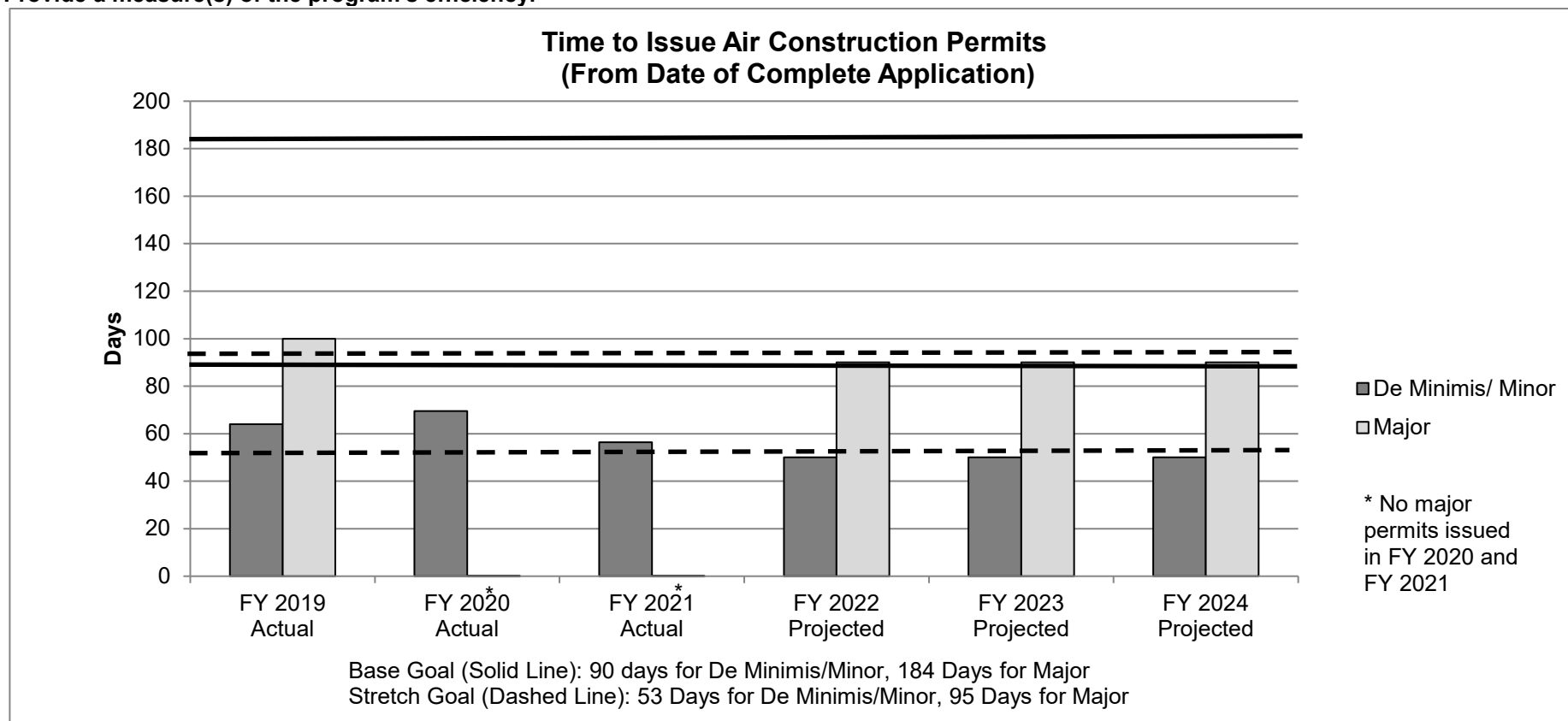
Department of Natural Resources

HB Section(s): 6.225, 6.255

DEQ - Air Pollution Control Program

Program is found in the following core budget(s): Air Pollution Control Program

2d. Provide a measure(s) of the program's efficiency.



Regulatory and statutory requirements are to issue permits in 90 days for De Minimis/Minor or 184 days for Major permit types. Though the Base Goals were met, FY 2019 and FY 2020 numbers were impacted by a high number of vacant permit writer positions. In FY 2020 and FY 2021, no Major Construction permits were issued.

PROGRAM DESCRIPTION

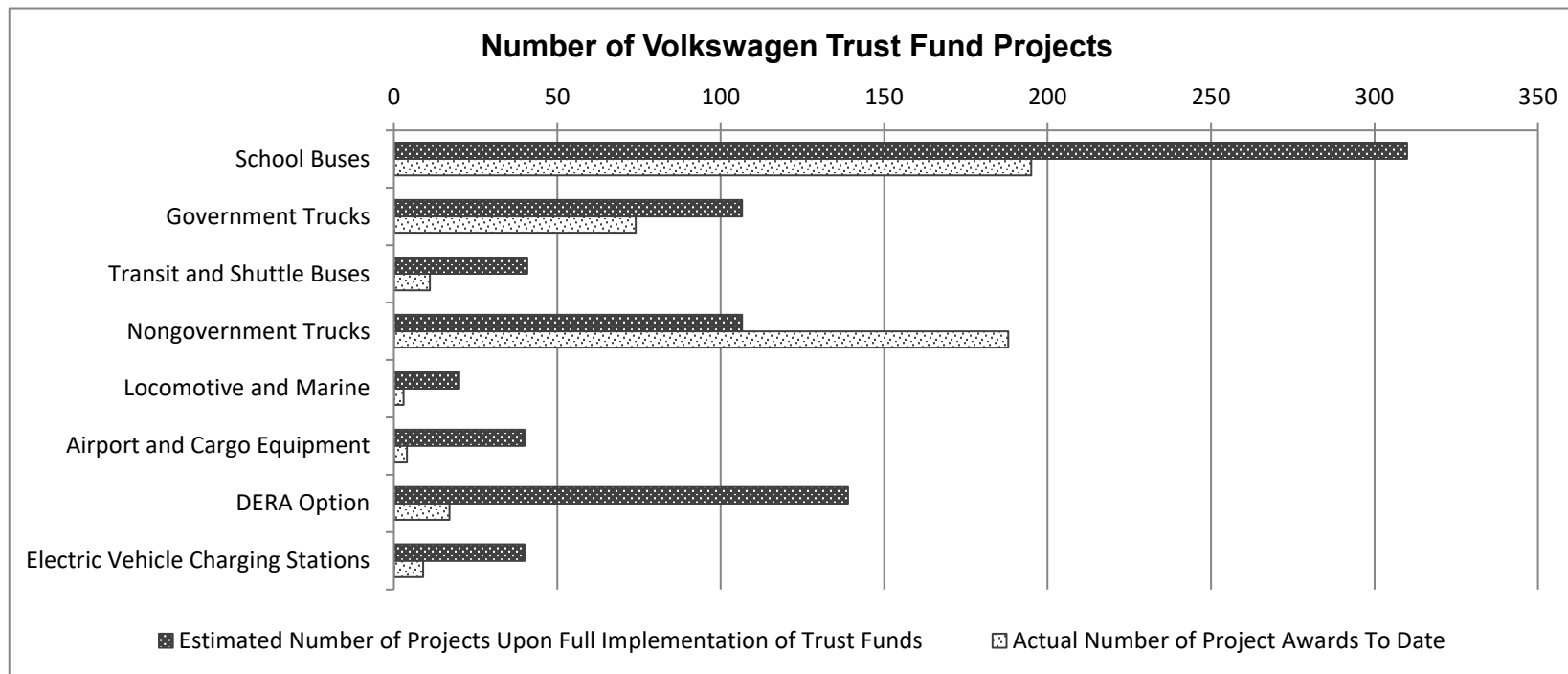
Department of Natural Resources

HB Section(s): 6.225, 6.255

DEQ - Air Pollution Control Program

Program is found in the following core budget(s): Air Pollution Control Program

2d. Provide a measure(s) of the program's efficiency (continued).



Expected number of projects are based on funding in the eight award categories in Missouri's Beneficiary Mitigation Plan.

PROGRAM DESCRIPTION

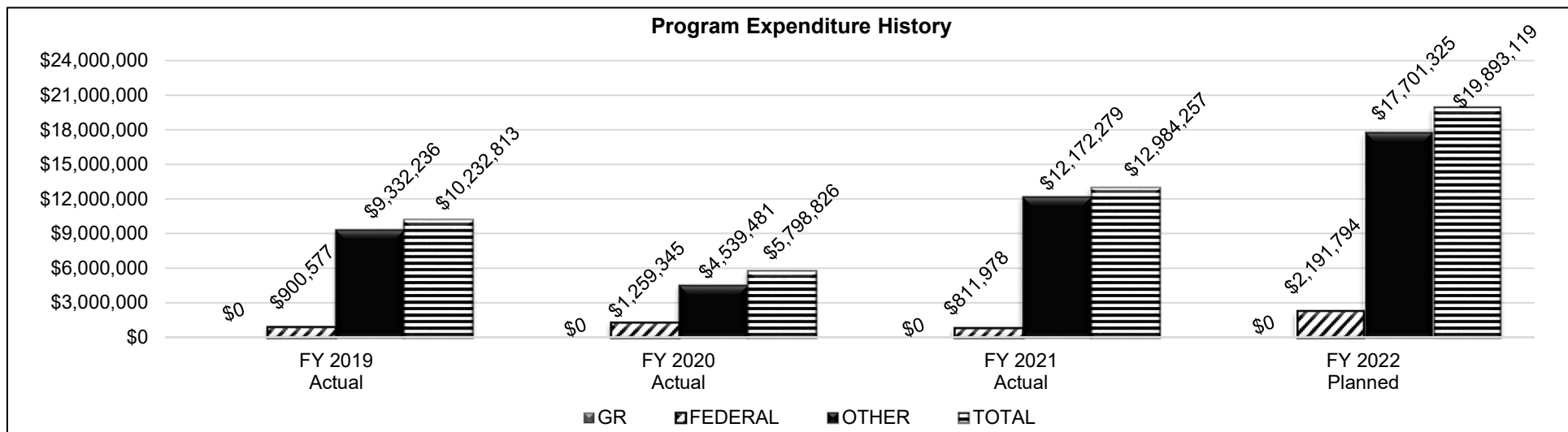
Department of Natural Resources

HB Section(s): 6.225, 6.255

DEQ - Air Pollution Control Program

Program is found in the following core budget(s): Air Pollution Control Program

3. Provide actual expenditures for the prior three fiscal years and planned expenditures for the current fiscal year. (Note: Amounts do not include fringe benefit costs.)



This budget does not contain General Revenue.

Financial data includes operating and pass-through appropriations. In many cases, pass-through appropriations have been provided to allow for encumbrance and payment of our commitments, which often span multiple fiscal years causing high unexpended balances. FY 2019 Actual Expenditures increased due to Volkswagen Environmental Trust Funding payments. FY 2022 Planned is shown at full appropriation.

Additional pass-through funding in FY 2021 from the Volkswagen Environmental Trust Fund has increased planned program expenditures.

4. What are the sources of the "Other" funds?

Missouri Air Emissions Reduction Fund (0267); Volkswagen Environmental Trust Fund (0268); Natural Resources Protection Fund-Damages Subaccount (0555); Natural Resources Protection Fund-Air Pollution Asbestos Fee Subaccount (0584); Natural Resources Protection Fund-Air Pollution Permit Fee Subaccount (0594)

PROGRAM DESCRIPTION

Department of Natural Resources	HB Section(s): 6.225, 6.255
DEQ - Air Pollution Control Program	
Program is found in the following core budget(s): Air Pollution Control Program	
5. What is the authorization for this program, i.e., federal or state statute, etc.? (Include the federal program number, if applicable.)	
Federal Clean Air Act, with amendments, 1990	40 CFR Part 51 Subpart S
Energy Policy Act of 2005	
RSMo 643.010 through 643.220	Prevention, abatement, and control of air pollution
RSMo 643.225 through 643.265	Asbestos abatement
RSMo 643.300 through 643.355	Air Quality Attainment Act
RSMo Chapter 643	Prevention, Abatement, and Control of Air Pollution
RSMo 643.050	Power and duties of commission - rules, procedure
6. Are there federal matching requirements? If yes, please explain.	
The Performance Partnership Grant requires the state to provide a continuing level of state funding.	Approximately 60% Federal (EPA)/40% State Match
Clean Air Act Section 103 Grant	100% Federal (EPA)
National Air Toxic Trends Site Grant	100% Federal (EPA)
State Clean Diesel Grant	100% Federal (EPA)
7. Is this a federally mandated program? If yes, please explain.	
EPA has delegated to the Department authority to ensure compliance with the requirements of the federal Clean Air Act. Additionally, the 1990 federal Clean Air Act Amendments require states to monitor air quality for compliance with the federal, health-based standards (NAAQS). St. Louis currently is designated a "marginal" ozone nonattainment area. Pursuant to the federal Clean Air Act and regulations promulgated thereunder, a marginal ozone nonattainment area is required to have a vehicle emissions Inspection/Maintenance (I/M) program.	

CORE DECISION ITEM

Department of Natural Resources	Budget Unit <u>78870C</u>
Division of Environmental Quality	
Environmental Remediation Program Operations Core	HB Section <u>6.225</u>

1. CORE FINANCIAL SUMMARY

	FY 2023 Budget Request			
	GR	Federal	Other	Total
PS	0	2,783,207	1,424,231	4,207,438
EE	0	286,388	285,454	571,842
PSD	0	0	0	0
Total	0	3,069,595	1,709,685	4,779,280
FTE	0.00	60.25	27.98	88.23

	FY 2023 Governor's Recommendation			
	GR	Fed	Other	Total
PS	0	2,783,207	1,424,231	4,207,438
EE	0	286,388	285,454	571,842
PSD	0	0	0	0
Total	0	3,069,595	1,709,685	4,779,280
FTE	0.00	60.25	27.98	88.23

Est. Fringe	0	1,669,924	854,539	2,524,463
--------------------	---	-----------	---------	-----------

Note: Fringes budgeted in House Bill 5 except for certain fringes budgeted directly to MoDOT, Highway Patrol, and Conservation.

Est. Fringe	0	1,669,924	854,539	2,524,463
--------------------	---	-----------	---------	-----------

Note: Fringes budgeted in House Bill 5 except for certain fringes budgeted directly to MoDOT, Highway Patrol, and Conservation.

Other Funds: Natural Resources Protection Fund - Damages Subaccount (0555); Solid Waste Management Fund (0570); Underground Storage Tank Regulation Program Fund (0586); Environmental Radiation Monitoring Fund (0656); Hazardous Waste Fund (0676)

Core Reallocation: The FY 2023 Budget Request includes a core reallocation of \$42,773 and 1 FTE to the Waste Management Program. This reallocation is needed to complete the reorganization between the Environmental Remediation and Waste Management Programs from the FY 2021 budget.

This core budget is facing fiscal challenges.

2. CORE DESCRIPTION

The Environmental Remediation Program protects human health and the environment from threats posed by hazardous waste and other contaminants. The program oversees the cleanup of contamination, promoting property re-use; regulates the management, closure, and risk-based cleanup of petroleum storage tank sites; and ensures long-term stewardship of sites where contamination remains. The program's pass-through authority is located in a separate core decision item form.

CORE DECISION ITEM

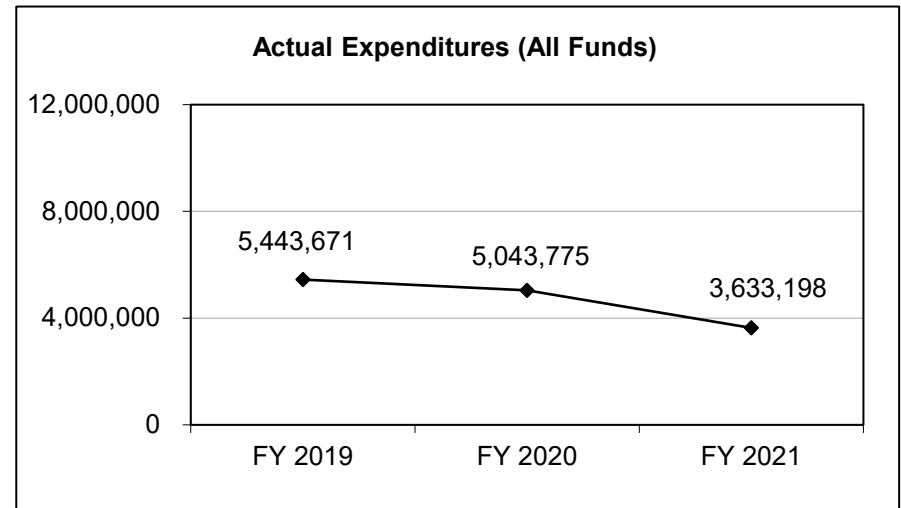
Department of Natural Resources	Budget Unit 78870C
Division of Environmental Quality	
Environmental Remediation Program Operations Core	HB Section 6.225

3. PROGRAM LISTING (list programs included in this core funding)

Environmental Remediation Program

4. FINANCIAL HISTORY

	FY 2019 Actual	FY 2020 Actual	FY 2021 Actual	FY 2022 Current Yr.
Appropriation (All Funds)	6,723,639	6,492,648	4,969,311	4,822,053
Less Reverted (All Funds)	0	0	0	0
Less Restricted (All Funds)	0	0	0	0
Budget Authority (All Funds)	6,723,639	6,492,648	4,969,311	4,822,053
Actual Expenditures (All Funds)	5,443,671	5,043,775	3,633,198	N/A
Unexpended (All Funds)	1,279,968	1,448,873	1,336,113	N/A
Unexpended, by Fund:				
General Revenue	0	0	0	N/A
Federal	791,949	1,140,837	951,160	N/A
Other	488,019	308,036	384,953	N/A
	(1,2)	(1,2)	(1,3)	(1,3)



Reverted includes the statutory three-percent reserve amount (when applicable).

Restricted includes any Governor's Expenditure Restrictions which remained at the end of the fiscal year (when applicable).

NOTES:

- (1) Fiscal uncertainties and hiring limitations have resulted in lower operating expenditures. The program has managed expenditures to stay within available resources.
- (2) Data does not reflect the FY 2021 core reallocation of staff to the Waste Management Program. This reallocation was needed due to a reorganization between the Environmental Remediation and Waste Management Programs.
- (3) Beginning in FY 2021, data reflects the reallocation of staff to the Waste Management Program.

CORE RECONCILIATION DETAIL

**DEPARTMENT OF NATURAL RESOURCES
ENV REMEDIATION PROGRAM**

5. CORE RECONCILIATION DETAIL

				Budget Class	FTE	GR	Federal	Other	Total	Explanation
TAFP AFTER VETOES										
				PS	89.23	0	2,805,877	1,444,334	4,250,211	
				EE	0.00	0	286,388	285,454	571,842	
				Total	89.23	0	3,092,265	1,729,788	4,822,053	
DEPARTMENT CORE ADJUSTMENTS										
Core Reallocation	1232	5376		PS	0.00	0	0	0		(0) Core reallocations will more closely align the budget with planned spending.
Core Reallocation	1232	5379		PS	0.00	0	0	0		0 Core reallocations will more closely align the budget with planned spending.
Core Reallocation	1246	5376		PS	(0.56)	0	(22,670)	0	(22,670)	Core Reallocation to the Waste Management Program
Core Reallocation	1246	5380		PS	(0.44)	0	0	(20,103)	(20,103)	Core Reallocation to the Waste Management Program
				NET DEPARTMENT CHANGES	(1.00)	0	(22,670)	(20,103)	(42,773)	
DEPARTMENT CORE REQUEST										
				PS	88.23	0	2,783,207	1,424,231	4,207,438	
				EE	0.00	0	286,388	285,454	571,842	
				Total	88.23	0	3,069,595	1,709,685	4,779,280	
GOVERNOR'S RECOMMENDED CORE										
				PS	88.23	0	2,783,207	1,424,231	4,207,438	
				EE	0.00	0	286,388	285,454	571,842	
				Total	88.23	0	3,069,595	1,709,685	4,779,280	

DEPARTMENT OF NATURAL RESOURCES

DECISION ITEM SUMMARY

Budget Unit								
Decision Item	FY 2021	FY 2021	FY 2022	FY 2022	FY 2023	FY 2023	FY 2023	FY 2023
Budget Object Summary	ACTUAL	ACTUAL	BUDGET	BUDGET	DEPT REQ	DEPT REQ	GOV REC	GOV REC
Fund	DOLLAR	FTE	DOLLAR	FTE	DOLLAR	FTE	DOLLAR	FTE
ENV REMEDIATION PROGRAM								
CORE								
PERSONAL SERVICES								
DEPT NATURAL RESOURCES	2,173,089	44.57	2,805,877	60.81	2,783,207	60.25	2,783,207	60.25
NATURAL RESOURCES PROTECTION	171,199	3.20	272,198	5.46	272,198	5.46	272,198	5.46
SOLID WASTE MANAGEMENT	6,772	0.24	12,805	0.50	12,805	0.50	12,805	0.50
UNDERGROUND STOR TANK REG PROG	60,587	1.49	109,086	2.61	109,086	2.61	109,086	2.61
ENVIRONMENTAL RADIATION MONITR	23,854	0.44	28,602	0.52	28,602	0.52	28,602	0.52
HAZARDOUS WASTE FUND	1,062,199	22.70	1,021,643	19.33	1,001,540	18.89	1,001,540	18.89
TOTAL - PS	3,497,700	72.64	4,250,211	89.23	4,207,438	88.23	4,207,438	88.23
EXPENSE & EQUIPMENT								
DEPT NATURAL RESOURCES	51,615	0.00	286,388	0.00	286,388	0.00	286,388	0.00
NATURAL RESOURCES PROTECTION	7,417	0.00	40,114	0.00	40,114	0.00	40,114	0.00
UNDERGROUND STOR TANK REG PROG	2,314	0.00	41,166	0.00	41,166	0.00	41,166	0.00
ENVIRONMENTAL RADIATION MONITR	22,039	0.00	44,882	0.00	44,882	0.00	44,882	0.00
HAZARDOUS WASTE FUND	52,113	0.00	159,292	0.00	159,292	0.00	159,292	0.00
TOTAL - EE	135,498	0.00	571,842	0.00	571,842	0.00	571,842	0.00
TOTAL	3,633,198	72.64	4,822,053	89.23	4,779,280	88.23	4,779,280	88.23
Pay Plan - 0000012								
PERSONAL SERVICES								
DEPT NATURAL RESOURCES	0	0.00	0	0.00	0	0.00	176,945	0.00
NATURAL RESOURCES PROTECTION	0	0.00	0	0.00	0	0.00	17,198	0.00
SOLID WASTE MANAGEMENT	0	0.00	0	0.00	0	0.00	2,329	0.00
UNDERGROUND STOR TANK REG PROG	0	0.00	0	0.00	0	0.00	6,105	0.00
ENVIRONMENTAL RADIATION MONITR	0	0.00	0	0.00	0	0.00	1,667	0.00
HAZARDOUS WASTE FUND	0	0.00	0	0.00	0	0.00	67,292	0.00
TOTAL - PS	0	0.00	0	0.00	0	0.00	271,536	0.00
TOTAL	0	0.00	0	0.00	0	0.00	271,536	0.00
Pay Plan FY22-Cost to Continue - 0000013								
PERSONAL SERVICES								
DEPT NATURAL RESOURCES	0	0.00	0	0.00	27,755	0.00	27,755	0.00
NATURAL RESOURCES PROTECTION	0	0.00	0	0.00	2,695	0.00	2,695	0.00
SOLID WASTE MANAGEMENT	0	0.00	0	0.00	127	0.00	127	0.00

1/31/22 7:53

im_disummary

DEPARTMENT OF NATURAL RESOURCES

DECISION ITEM SUMMARY

Budget Unit								
Decision Item	FY 2021	FY 2021	FY 2022	FY 2022	FY 2023	FY 2023	FY 2023	FY 2023
Budget Object Summary	ACTUAL	ACTUAL	BUDGET	BUDGET	DEPT REQ	DEPT REQ	GOV REC	GOV REC
Fund	DOLLAR	FTE	DOLLAR	FTE	DOLLAR	FTE	DOLLAR	FTE
ENV REMEDIATION PROGRAM								
Pay Plan FY22-Cost to Continue - 0000013								
PERSONAL SERVICES								
UNDERGROUND STOR TANK REG PROG	0	0.00	0	0.00	1,080	0.00	1,080	0.00
ENVIRONMENTAL RADIATION MONITR	0	0.00	0	0.00	283	0.00	283	0.00
HAZARDOUS WASTE FUND	0	0.00	0	0.00	9,719	0.00	9,719	0.00
TOTAL - PS	0	0.00	0	0.00	41,659	0.00	41,659	0.00
TOTAL	0	0.00	0	0.00	41,659	0.00	41,659	0.00
GRAND TOTAL	\$3,633,198	72.64	\$4,822,053	89.23	\$4,820,939	88.23	\$5,092,475	88.23

DEPARTMENT OF NATURAL RESOURCES

DECISION ITEM DETAIL

Budget Unit	FY 2021	FY 2021	FY 2022	FY 2022	FY 2023	FY 2023	FY 2023	FY 2023
Decision Item	ACTUAL	ACTUAL	BUDGET	BUDGET	DEPT REQ	DEPT REQ	GOV REC	GOV REC
Budget Object Class	DOLLAR	FTE	DOLLAR	FTE	DOLLAR	FTE	DOLLAR	FTE
ENV REMEDIATION PROGRAM								
CORE								
ADMIN OFFICE SUPPORT ASSISTANT	4,812	0.14	0	0.00	0	0.00	0	0.00
SR OFFICE SUPPORT ASSISTANT	6,423	0.23	0	0.00	0	0.00	0	0.00
ACCOUNTING CLERK	227	0.01	0	0.00	0	0.00	0	0.00
RESEARCH ANAL II	1,765	0.04	0	0.00	0	0.00	0	0.00
PUBLIC INFORMATION SPEC II	183	0.00	0	0.00	0	0.00	0	0.00
PUBLIC INFORMATION COOR	220	0.00	0	0.00	0	0.00	0	0.00
EXECUTIVE I	1,422	0.04	0	0.00	0	0.00	0	0.00
EXECUTIVE II	1,700	0.04	0	0.00	0	0.00	0	0.00
MANAGEMENT ANALYSIS SPEC II	5,328	0.10	0	0.00	0	0.00	0	0.00
PLANNER II	3,847	0.08	0	0.00	0	0.00	0	0.00
PLANNER III	8,030	0.15	0	0.00	0	0.00	0	0.00
TOXICOLOGIST	677	0.01	0	0.00	0	0.00	0	0.00
ENVIRONMENTAL SPEC II	3,243	0.08	0	0.00	0	0.00	0	0.00
ENVIRONMENTAL SPEC III	43,678	0.97	0	0.00	0	0.00	0	0.00
ENVIRONMENTAL ENGR II	8,986	0.17	0	0.00	0	0.00	0	0.00
ENVIRONMENTAL ENGR III	5,065	0.09	0	0.00	0	0.00	0	0.00
ENVIRONMENTAL ENGR IV	3,297	0.04	0	0.00	0	0.00	0	0.00
ENVIRONMENTAL SCIENTIST	12,130	0.23	0	0.00	0	0.00	0	0.00
ENVIRONMENTAL SUPERVISOR	14,625	0.25	0	0.00	0	0.00	0	0.00
GEOLOGIST II	193	0.00	0	0.00	0	0.00	0	0.00
GEOLOGIST III	231	0.00	0	0.00	0	0.00	0	0.00
GEOLOGIST IV	256	0.00	0	0.00	0	0.00	0	0.00
ENVIRONMENTAL MGR B1	12,343	0.18	0	0.00	0	0.00	0	0.00
FISCAL & ADMINISTRATIVE MGR B1	2,594	0.04	0	0.00	0	0.00	0	0.00
STAFF DIRECTOR	48,339	0.57	64,195	0.75	64,195	0.75	64,195	0.75
COMMISSION MEMBER	800	0.00	2,263	0.00	2,263	0.00	2,263	0.00
MISCELLANEOUS PROFESSIONAL	850	0.02	0	0.00	0	0.00	0	0.00
SPECIAL ASST PROFESSIONAL	39,791	0.60	39,834	0.60	42,122	0.63	42,122	0.63
ADMIN SUPPORT ASSISTANT	142,280	5.02	179,478	6.30	180,980	6.30	180,980	6.30
LEAD ADMIN SUPPORT ASSISTANT	135,752	4.34	155,787	4.96	154,027	4.96	154,027	4.96
ADMIN SUPPORT PROFESSIONAL	56,181	1.53	65,442	1.75	65,442	1.75	65,442	1.75
ADMINISTRATIVE MANAGER	60,605	0.95	50,843	0.79	48,870	0.79	48,870	0.79

DEPARTMENT OF NATURAL RESOURCES

DECISION ITEM DETAIL

Budget Unit	FY 2021	FY 2021	FY 2022	FY 2022	FY 2023	FY 2023	FY 2023	FY 2023
Decision Item	ACTUAL	ACTUAL	BUDGET	BUDGET	DEPT REQ	DEPT REQ	GOV REC	GOV REC
Budget Object Class	DOLLAR	FTE	DOLLAR	FTE	DOLLAR	FTE	DOLLAR	FTE
ENV REMEDIATION PROGRAM								
CORE								
PROGRAM SPECIALIST	72,044	1.55	93,265	2.00	139,908	3.00	139,908	3.00
SENIOR PROGRAM SPECIALIST	84,020	1.69	100,464	2.00	97,290	2.00	97,290	2.00
PROGRAM COORDINATOR	89,267	1.67	95,915	1.50	80,829	1.50	80,829	1.50
ASSOC RESEARCH/DATA ANALYST	40,585	0.96	42,773	1.00	0	0.00	0	0.00
RESEARCH/DATA ANALYST	4,748	0.10	11,714	0.25	11,714	0.25	11,714	0.25
SR PUBLIC RELATIONS SPECIALIST	4,167	0.11	4,395	0.11	4,394	0.11	4,394	0.11
PUBLIC RELATIONS COORDINATOR	5,153	0.11	5,252	0.11	5,252	0.11	5,252	0.11
ASSOCIATE ENGINEER	212,883	4.12	229,612	4.40	229,622	4.40	229,622	4.40
PROFESSIONAL ENGINEER	139,072	2.30	259,684	4.30	259,685	4.30	259,685	4.30
ENGINEER SUPERVISOR	71,619	1.02	71,523	1.00	67,218	1.00	67,218	1.00
ENVIRONMENTAL PROGRAM ASST	22,448	0.66	0	0.00	0	0.00	0	0.00
ENVIRONMENTAL PROGRAM ANALYST	1,089,643	24.39	1,687,859	38.55	1,733,074	38.52	1,733,074	38.52
ENVIRONMENTAL PROGRAM SPEC	279,685	5.28	313,222	5.90	244,743	4.90	244,743	4.90
ENVIRONMENTAL PROGRAM SPV	441,046	7.42	436,213	7.26	439,002	7.26	439,002	7.26
ENVIRONMENTAL PROGRAM MANAGER	211,957	3.20	230,752	3.45	230,751	3.45	230,751	3.45
ACCOUNTS ASSISTANT	5,346	0.17	6,072	0.19	6,072	0.19	6,072	0.19
SENIOR ACCOUNTS ASSISTANT	2,263	0.06	2,604	0.06	2,604	0.06	2,604	0.06
GRANTS SPECIALIST	95,881	1.91	101,050	2.00	97,381	2.00	97,381	2.00
TOTAL - PS	3,497,700	72.64	4,250,211	89.23	4,207,438	88.23	4,207,438	88.23
TRAVEL, IN-STATE	35,390	0.00	133,179	0.00	133,179	0.00	133,179	0.00
TRAVEL, OUT-OF-STATE	0	0.00	29,375	0.00	29,375	0.00	29,375	0.00
SUPPLIES	14,834	0.00	62,638	0.00	62,638	0.00	62,638	0.00
PROFESSIONAL DEVELOPMENT	17,603	0.00	41,698	0.00	44,698	0.00	44,698	0.00
COMMUNICATION SERV & SUPP	18,881	0.00	51,029	0.00	48,029	0.00	48,029	0.00
PROFESSIONAL SERVICES	43,179	0.00	158,497	0.00	158,497	0.00	158,497	0.00
HOUSEKEEPING & JANITORIAL SERV	0	0.00	1,575	0.00	1,575	0.00	1,575	0.00
M&R SERVICES	593	0.00	10,030	0.00	10,030	0.00	10,030	0.00
MOTORIZED EQUIPMENT	0	0.00	3	0.00	3	0.00	3	0.00
OFFICE EQUIPMENT	287	0.00	14,193	0.00	14,193	0.00	14,193	0.00
OTHER EQUIPMENT	2,677	0.00	54,502	0.00	54,502	0.00	54,502	0.00
PROPERTY & IMPROVEMENTS	0	0.00	430	0.00	430	0.00	430	0.00
BUILDING LEASE PAYMENTS	100	0.00	6,384	0.00	6,384	0.00	6,384	0.00

DEPARTMENT OF NATURAL RESOURCES

DECISION ITEM DETAIL

Budget Unit	FY 2021	FY 2021	FY 2022	FY 2022	FY 2023	FY 2023	FY 2023	FY 2023
Decision Item	ACTUAL	ACTUAL	BUDGET	BUDGET	DEPT REQ	DEPT REQ	GOV REC	GOV REC
Budget Object Class	DOLLAR	FTE	DOLLAR	FTE	DOLLAR	FTE	DOLLAR	FTE
ENV REMEDIATION PROGRAM								
CORE								
EQUIPMENT RENTALS & LEASES	1,517	0.00	6,816	0.00	6,816	0.00	6,816	0.00
MISCELLANEOUS EXPENSES	437	0.00	1,493	0.00	1,493	0.00	1,493	0.00
TOTAL - EE	135,498	0.00	571,842	0.00	571,842	0.00	571,842	0.00
GRAND TOTAL	\$3,633,198	72.64	\$4,822,053	89.23	\$4,779,280	88.23	\$4,779,280	88.23
GENERAL REVENUE	\$0	0.00	\$0	0.00	\$0	0.00	\$0	0.00
FEDERAL FUNDS	\$2,224,704	44.57	\$3,092,265	60.81	\$3,069,595	60.25	\$3,069,595	60.25
OTHER FUNDS	\$1,408,494	28.07	\$1,729,788	28.42	\$1,709,685	27.98	\$1,709,685	27.98

CORE DECISION ITEM

Department of Natural Resources	Budget Unit 79445C
Division of Environmental Quality	
Hazardous Sites PSD Core	HB Section 6.265

1. CORE FINANCIAL SUMMARY

	FY 2023 Budget Request			
	GR	Federal	Other	Total
PS	0	0	0	0
EE	0	1,099,998	1,116,149	2,216,147
PSD	0	2	1,687,795	1,687,797
Total	0	1,100,000	2,803,944	3,903,944
FTE	0.00	0.00	0.00	0.00

	FY 2023 Governor's Recommendation			
	GR	Fed	Other	Total
PS	0	0	0	0
EE	0	1,099,998	1,116,149	2,216,147
PSD	0	2	1,687,795	1,687,797
Total	0	1,100,000	2,803,944	3,903,944
FTE	0.00	0.00	0.00	0.00

Est. Fringe	0	0	0	0
--------------------	---	---	---	---

Note: Fringes budgeted in House Bill 5 except for certain fringes budgeted directly to MoDOT, Highway Patrol, and Conservation.

Est. Fringe	0	0	0	0
--------------------	---	---	---	---

Note: Fringes budgeted in House Bill 5 except for certain fringes budgeted directly to MoDOT, Highway Patrol, and Conservation.

Other Funds: Hazardous Waste Fund (0676)

This core budget is facing fiscal challenges.

2. CORE DESCRIPTION

The Environmental Remediation Program addresses environmental contamination caused by human activity at sites such as industrial facilities, gas stations, mining sites, and other sites. The program sets standards and oversees investigation and cleanup activities conducted by responsible parties; businesses and developers; and federal, state, and local governments. In some cases, the program directly controls the investigation or cleanup at a site using federal or state funds to contract for activities including preparing work plans and reports, conducting chemical analysis, performing cleanup, and related activities. Where appropriate, the Department will perform operation and maintenance or long-term stewardship activities at sites where remedial action has occurred to help ensure the remedy remains protective of human health and the environment.

CORE DECISION ITEM

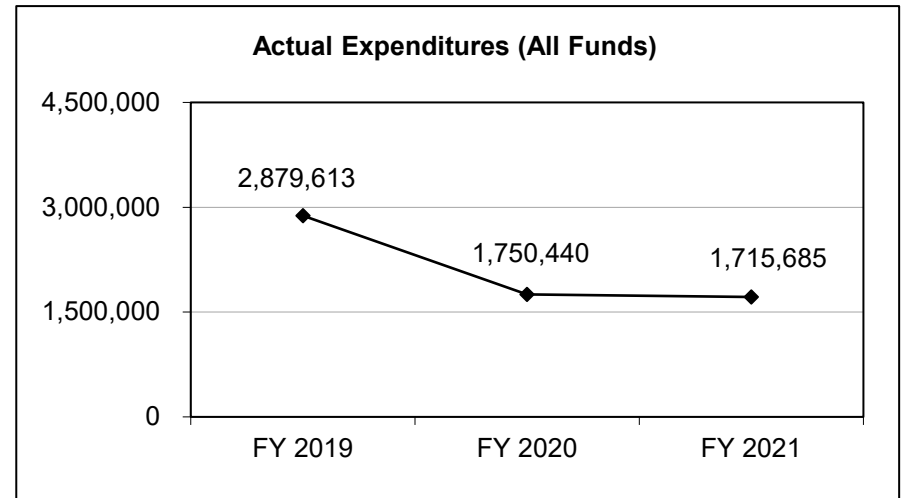
Department of Natural Resources	Budget Unit 79445C
Division of Environmental Quality	
Hazardous Sites PSD Core	HB Section 6.265

3. PROGRAM LISTING (list programs included in this core funding)

Environmental Remediation Program

4. FINANCIAL HISTORY

	FY 2019 Actual	FY 2020 Actual	FY 2021 Actual	FY 2022 Current Yr.
Appropriation (All Funds)	4,198,944	4,078,944	3,978,944	3,903,944
Less Reverted (All Funds)	0	0	0	0
Less Restricted (All Funds)	0	0	0	0
Budget Authority (All Funds)	4,198,944	4,078,944	3,978,944	3,903,944
Actual Expenditures (All Funds)	2,879,613	1,750,440	1,715,685	N/A
Unexpended (All Funds)	1,319,331	2,328,504	2,263,259	N/A
Unexpended, by Fund:				
General Revenue	0	0	0	N/A
Federal	698,493	682,369	996,795	N/A
Other	620,838	1,646,135	1,266,464	N/A
	(1)	(1)	(1,2)	(1,2)



Reverted includes the statutory three-percent reserve amount (when applicable).

Restricted includes any Governor's Expenditure Restrictions which remained at the end of the fiscal year (when applicable).

NOTES:

(1) In many cases, pass-through appropriations are set at a level to encumber and pay our commitments, which often span multiple fiscal years. This may often cause high unexpended appropriation balances.

(2) FY 2022 PSD appropriations include Contaminated Sites \$1,100,000 and Superfund Cleanup \$2,803,944.

CORE RECONCILIATION DETAIL

**DEPARTMENT OF NATURAL RESOURCES
HAZARDOUS SITES PSD**

5. CORE RECONCILIATION DETAIL

	Budget Class	FTE	GR	Federal	Other	Total	Explanation
TAFP AFTER VETOES							
	EE	0.00	0	1,099,998	1,116,149	2,216,147	
	PD	0.00	0	2	1,687,795	1,687,797	
	Total	0.00	0	1,100,000	2,803,944	3,903,944	
DEPARTMENT CORE REQUEST							
	EE	0.00	0	1,099,998	1,116,149	2,216,147	
	PD	0.00	0	2	1,687,795	1,687,797	
	Total	0.00	0	1,100,000	2,803,944	3,903,944	
GOVERNOR'S RECOMMENDED CORE							
	EE	0.00	0	1,099,998	1,116,149	2,216,147	
	PD	0.00	0	2	1,687,795	1,687,797	
	Total	0.00	0	1,100,000	2,803,944	3,903,944	

DEPARTMENT OF NATURAL RESOURCES

DECISION ITEM SUMMARY

Budget Unit								
Decision Item	FY 2021	FY 2021	FY 2022	FY 2022	FY 2023	FY 2023	FY 2023	FY 2023
Budget Object Summary	ACTUAL	ACTUAL	BUDGET	BUDGET	DEPT REQ	DEPT REQ	GOV REC	GOV REC
Fund	DOLLAR	FTE	DOLLAR	FTE	DOLLAR	FTE	DOLLAR	FTE
HAZARDOUS SITES PSD								
CORE								
EXPENSE & EQUIPMENT								
DEPT NATURAL RESOURCES	178,205	0.00	1,099,998	0.00	1,099,998	0.00	1,099,998	0.00
HAZARDOUS WASTE FUND	436,714	0.00	1,116,149	0.00	1,116,149	0.00	1,116,149	0.00
TOTAL - EE	614,919	0.00	2,216,147	0.00	2,216,147	0.00	2,216,147	0.00
PROGRAM-SPECIFIC								
DEPT NATURAL RESOURCES	0	0.00	2	0.00	2	0.00	2	0.00
HAZARDOUS WASTE FUND	1,100,766	0.00	1,687,795	0.00	1,687,795	0.00	1,687,795	0.00
TOTAL - PD	1,100,766	0.00	1,687,797	0.00	1,687,797	0.00	1,687,797	0.00
TOTAL	1,715,685	0.00	3,903,944	0.00	3,903,944	0.00	3,903,944	0.00
GRAND TOTAL	\$1,715,685	0.00	\$3,903,944	0.00	\$3,903,944	0.00	\$3,903,944	0.00

DEPARTMENT OF NATURAL RESOURCES

DECISION ITEM DETAIL

Budget Unit	FY 2021	FY 2021	FY 2022	FY 2022	FY 2023	FY 2023	FY 2023	FY 2023
Decision Item	ACTUAL	ACTUAL	BUDGET	BUDGET	DEPT REQ	DEPT REQ	GOV REC	GOV REC
Budget Object Class	DOLLAR	FTE	DOLLAR	FTE	DOLLAR	FTE	DOLLAR	FTE
HAZARDOUS SITES PSD								
CORE								
PROFESSIONAL SERVICES	614,919	0.00	2,216,145	0.00	2,216,145	0.00	2,216,145	0.00
PROPERTY & IMPROVEMENTS	0	0.00	2	0.00	2	0.00	2	0.00
TOTAL - EE	614,919	0.00	2,216,147	0.00	2,216,147	0.00	2,216,147	0.00
PROGRAM DISTRIBUTIONS	1,100,766	0.00	1,687,797	0.00	1,687,797	0.00	1,687,797	0.00
TOTAL - PD	1,100,766	0.00	1,687,797	0.00	1,687,797	0.00	1,687,797	0.00
GRAND TOTAL	\$1,715,685	0.00	\$3,903,944	0.00	\$3,903,944	0.00	\$3,903,944	0.00
GENERAL REVENUE	\$0	0.00	\$0	0.00	\$0	0.00	\$0	0.00
FEDERAL FUNDS	\$178,205	0.00	\$1,100,000	0.00	\$1,100,000	0.00	\$1,100,000	0.00
OTHER FUNDS	\$1,537,480	0.00	\$2,803,944	0.00	\$2,803,944	0.00	\$2,803,944	0.00

PROGRAM DESCRIPTION

Department of Natural Resources

HB Section(s): 6.225, 6.265

DEQ - Environmental Remediation Program

Program is found in the following core budget(s): Environmental Remediation Program

1a. What strategic priority does this program address?

The Environmental Remediation Program helps Missouri citizens by managing natural resources to promote a healthy environment and economy by:

- Promoting environmental responsibility and resource stewardship.
- Enhancing services, information, and communication to improve customer experience.
- Modernizing infrastructure, strengthening workforce, and supporting economic development.
- Improving internal processes to better serve our customers.

1b. What does this program do?

The major functions of the Environmental Remediation Program are:

Pollution Prevention

- Prevents environmental damages and impacts to public health
- Promotes safe operation of approximately 3,274 underground storage tank sites by registering tanks, maintaining data, providing compliance assistance, conducting inspections, and taking appropriate enforcement actions
- Provides training and equipment to first responders along radioactive materials transportation routes

Remediation

- Addresses environmental contamination through investigation, remediation of contaminated sites, and restoration of land to productive use
- Implements laws that require responsible parties to be accountable for contamination
- Facilitates environmental remediation when parties seek to voluntarily clean up contaminated sites
- Provides oversight of parties conducting remediation

Long-Term Stewardship

- Implements long-term stewardship measures
- Performs operation and maintenance activities
- Conducts inspections
- Maintains a registry and on-line mapper, providing information to the public on appropriate and productive reuse of properties

(continued on following page)

PROGRAM DESCRIPTION

Department of Natural Resources	HB Section(s): 6.225, 6.265
DEQ - Environmental Remediation Program	
Program is found in the following core budget(s): Environmental Remediation Program	

1b. What does this program do (continued)?

Environmental Restoration

Assesses, restores, or rehabilitates damage to natural resources

The Environmental Remediation Program utilizes program-specific distribution appropriations in conjunction with operating appropriations to:

- Contract cleanup, monitoring, assessment work, manage data, perform relevant environmental studies, or related activities
- Meet state obligations at Superfund sites
- Investigate radiological contaminated sites

The following table shows financial data for the budget units included in this form.*

	FY 2019	FY 2020	FY 2021	FY 2022	FY 2023
	Actual	Actual	Actual	Current	Gov Rec
Environmental Remediation Operations (78870C)	5,443,671	5,043,775	3,633,198	4,822,053	4,779,280
Hazardous Sites PSD (79445C)	2,879,613	1,750,440	1,715,685	3,903,944	3,903,944
Total	8,323,284	6,794,215	5,348,883	8,725,997	8,683,224

* The FY 2021 Budget included core reallocations to the Waste Management Program. This reallocation was due to reorganization between the Environmental Remediation and Waste Management Programs (formerly known as the Hazardous Waste and Solid Waste Management programs).

2a. Provide an activity measure(s) for the program.

Clients served represents a known universe of persons and facilities regulated through licenses, registrations, and certifications plus sites either being assessed for contamination or sites in cleanup oversight.

Clients Served	FY 2019	FY 2020	FY 2021
Underground Storage Tanks (UST)/Leaking UST sites	3,318	3,291	3,274
Federal Facility sites	247	247	246
Brownfields/Voluntary Cleanup Program (BVCP) sites	657	677	674
Superfund Sites Evaluated Under CERCLA	255	255	253
Totals	4,477	4,470	4,447

PROGRAM DESCRIPTION

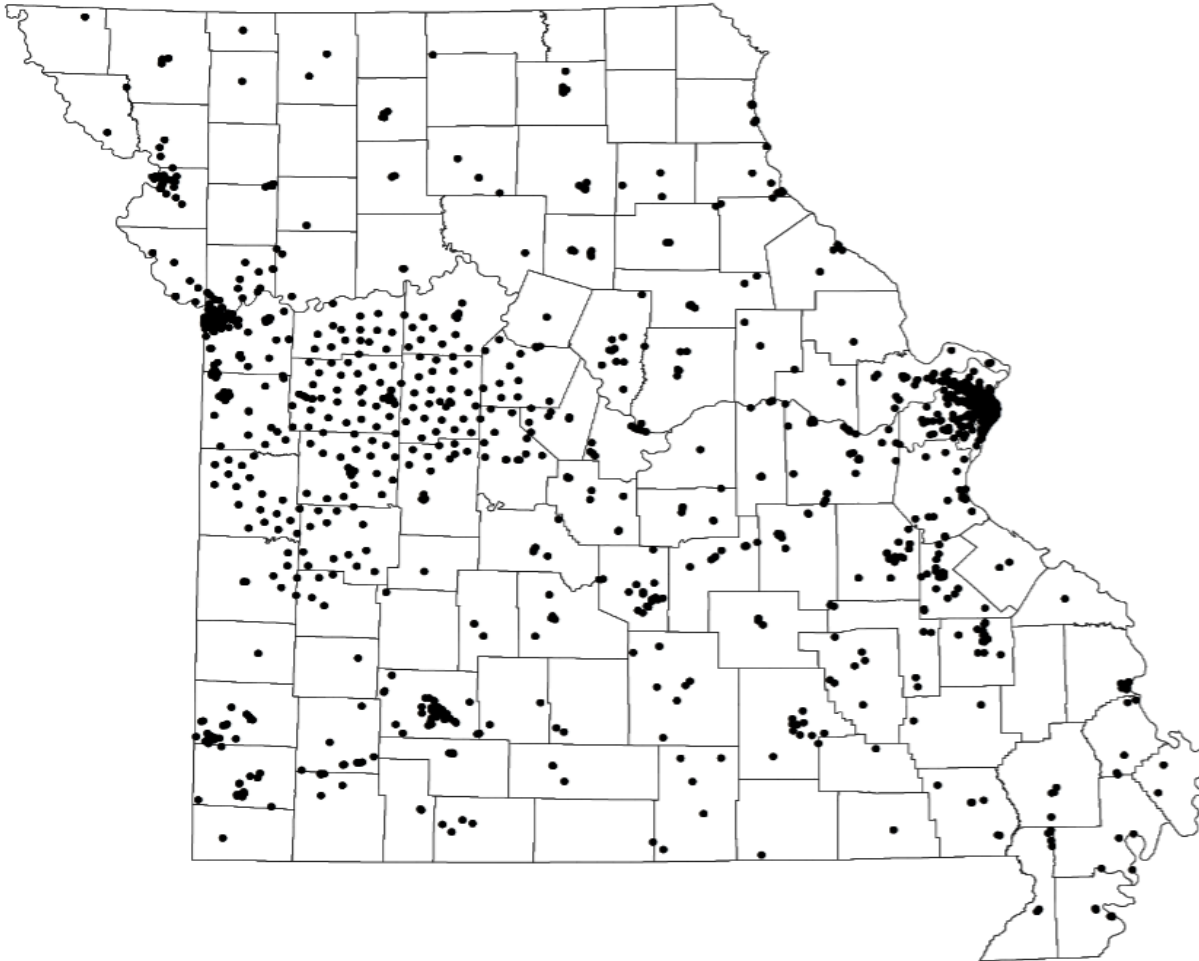
Department of Natural Resources

HB Section(s): 6.225, 6.265

DEQ - Environmental Remediation Program

Program is found in the following core budget(s): Environmental Remediation Program

2a. Provide an activity measure(s) for the program (continued).



Ongoing Active Cleanup and Long-term Stewardship Sites as of June 2021

Each dot represents one Superfund, BVCP, or Federal Facilities site where the Department provides cleanup oversight or long-term stewardship monitoring.

Brownfields/Voluntary Cleanup Program (BVCP) -
The program provides funding and technical assistance to help assess the environmental condition of properties; addresses and oversees brownfield cleanups; and provides long-term stewardship of completed sites.

Superfund - EPA, the State, and responsible parties provide funding for assessment activities, oversight, and cleanup at Superfund sites. The state pays 10% of the total EPA cleanup costs and 100% of ongoing operation and maintenance at sites without responsible parties.

Federal Facilities - Federal agencies provide funding to oversee cleanup at U.S. Department of Defense and Department of Energy sites.

PROGRAM DESCRIPTION

Department of Natural Resources

HB Section(s): 6.225, 6.265

DEQ - Environmental Remediation Program

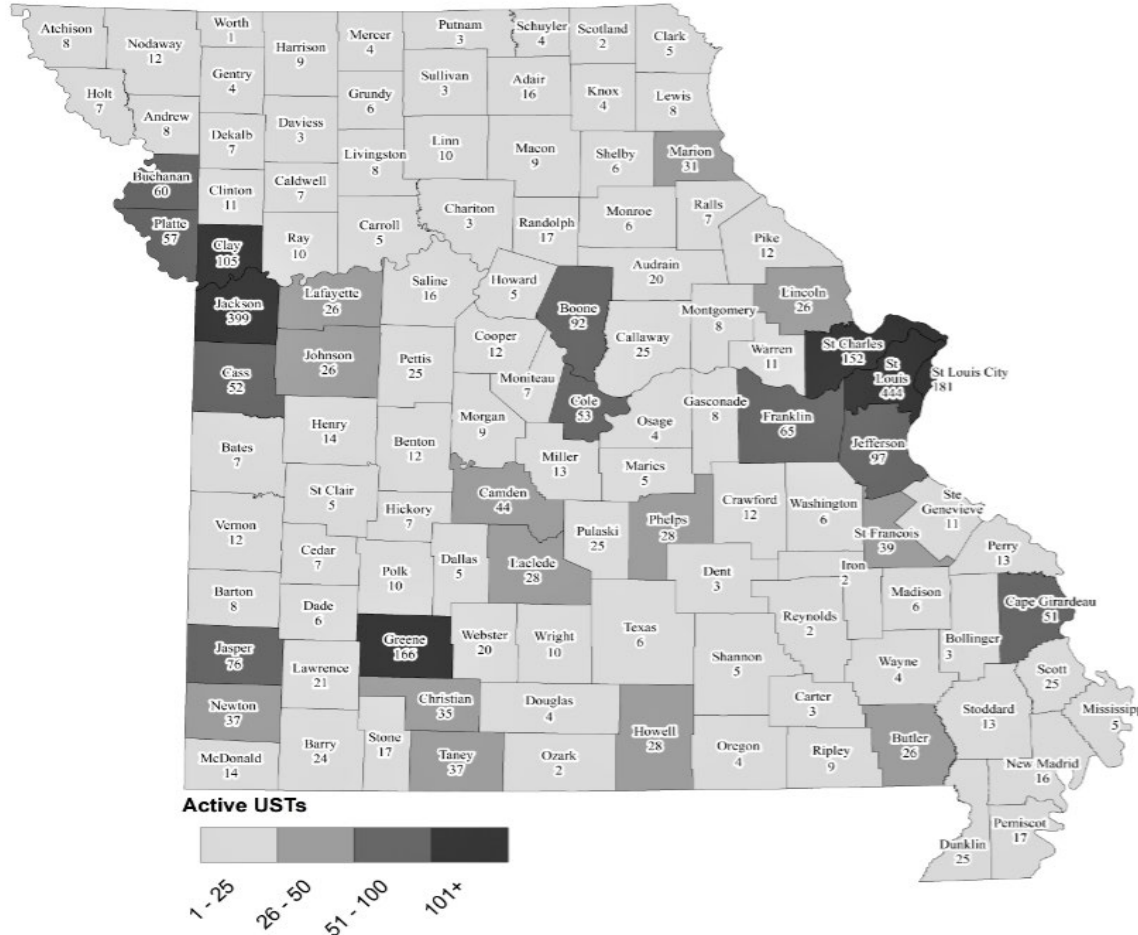
Program is found in the following core budget(s): Environmental Remediation Program

2a. Provide an activity measure(s) for the program (continued).

Active Underground Storage Tank Facilities

This map represents, by county, the number of active facilities with underground petroleum storage tanks as of June 2021.

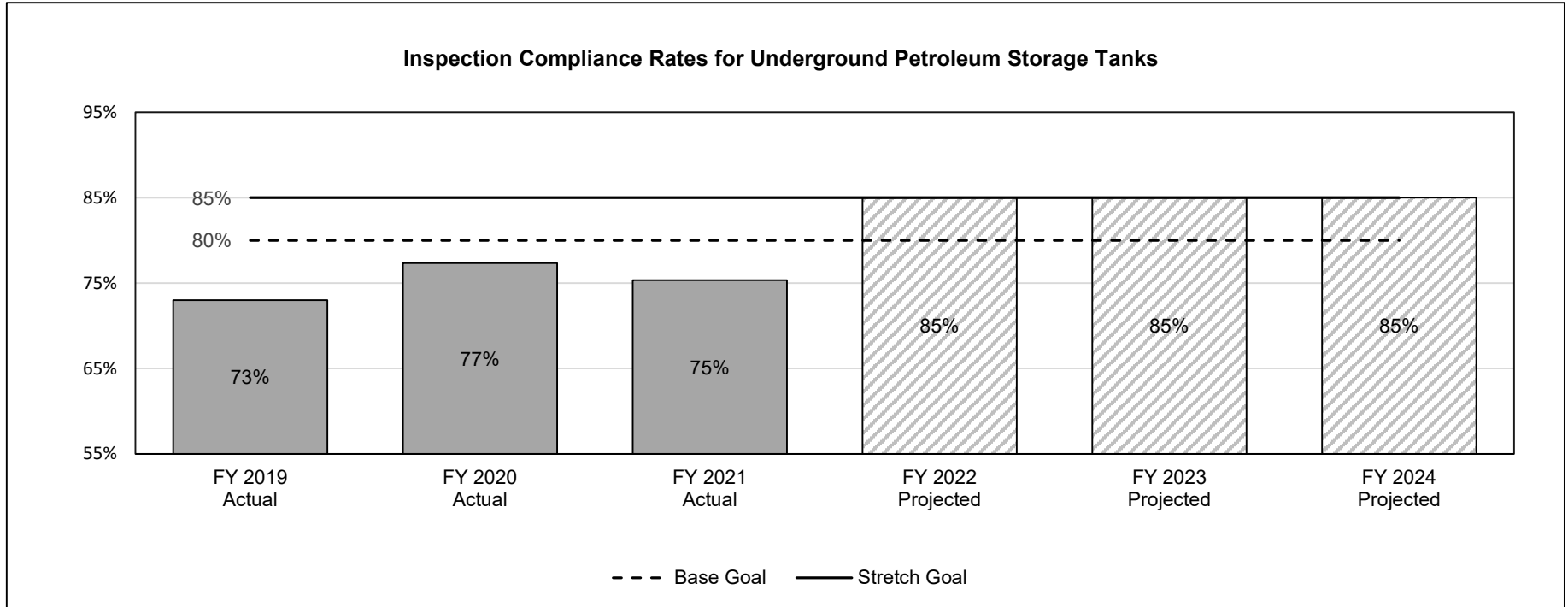
Total active facilities = 3,274
Active facilities are sites that have either currently-in-use, or out-of-use tanks, or a combination of both.



PROGRAM DESCRIPTION

Department of Natural Resources **HB Section(s): 6.225, 6.265**
DEQ - Environmental Remediation Program
Program is found in the following core budget(s): Environmental Remediation Program

2b. Provide a measure(s) of the program's quality.



Compliant facilities have achieved operating compliance with spill, overflow, corrosion protection, and release detection. FY 2021 numbers dipped slightly as some facilities were not immediately in compliance with federal regulations effective January 1, 2021. In FY 2023, the Department will begin reporting the new Technical Compliance Rate, which replaces the Significant Operational Compliance Rate. The Environmental Protection Agency's current National Compliance Rate average is 59.3%. Missouri's compliance rate is expected to continue to surpass the national goal in future fiscal years.

PROGRAM DESCRIPTION

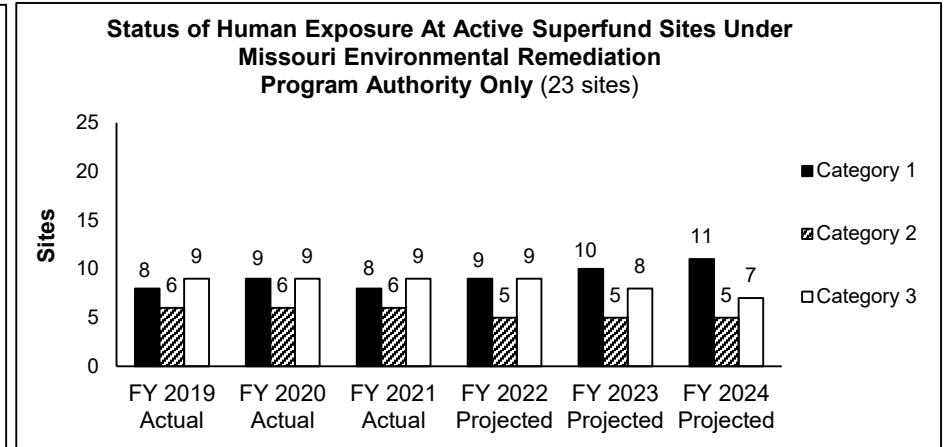
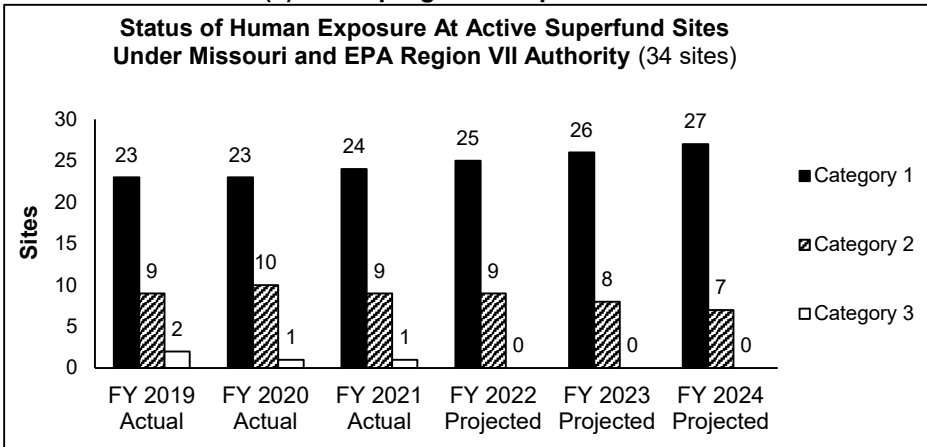
Department of Natural Resources

HB Section(s): 6.225, 6.265

DEQ - Environmental Remediation Program

Program is found in the following core budget(s): Environmental Remediation Program

2c. Provide a measure(s) of the program's impact.



Category 1 - Sites where people are not exposed to unacceptable levels of contaminants.

Category 2 - Sites where people could be exposed to unacceptable levels of contaminants, but work is in progress to eliminate unacceptable exposure.

Category 3 - Sites where there is uncertainty regarding human exposure; additional data collection and evaluation is needed.

Base Goal = 1 site moving from a Category 3 to a Category 2

Stretch Goal = 1 site moving from Category 3 to a Category 1

Cleaning up Superfund sites is a complex, multi-phase process that can take decades. The amount of time it takes to cleanup a site depends upon the type, volume, extent, and location of contamination, risk to human health and the environment, and the cleanup technology used.

The 34 sites under both EPA and Missouri authority are National Priority Listed (NPL) sites. These sites are among the Nation's highest priority for cleanup of hazardous substances. The primary concern at thirteen NPL sites is volatile organic compound (VOC) groundwater contamination, which is typically treated by removing the source contamination then pumping groundwater to the surface and using technology to remove pollutants. An additional ten sites are from former lead mining activities, encompassing thousands of acres across whole counties that have contaminated soil, groundwater, and surface water with thousands of residential yards requiring cleanup.

Missouri and EPA Region VII Authority Site changes to the NPL: Findett Site added in FY 2021, Annapolis Site removed in FY 2021.

Missouri Authority Site changes to the NPL: Ellisville Primm Site removed in FY 2021.

PROGRAM DESCRIPTION

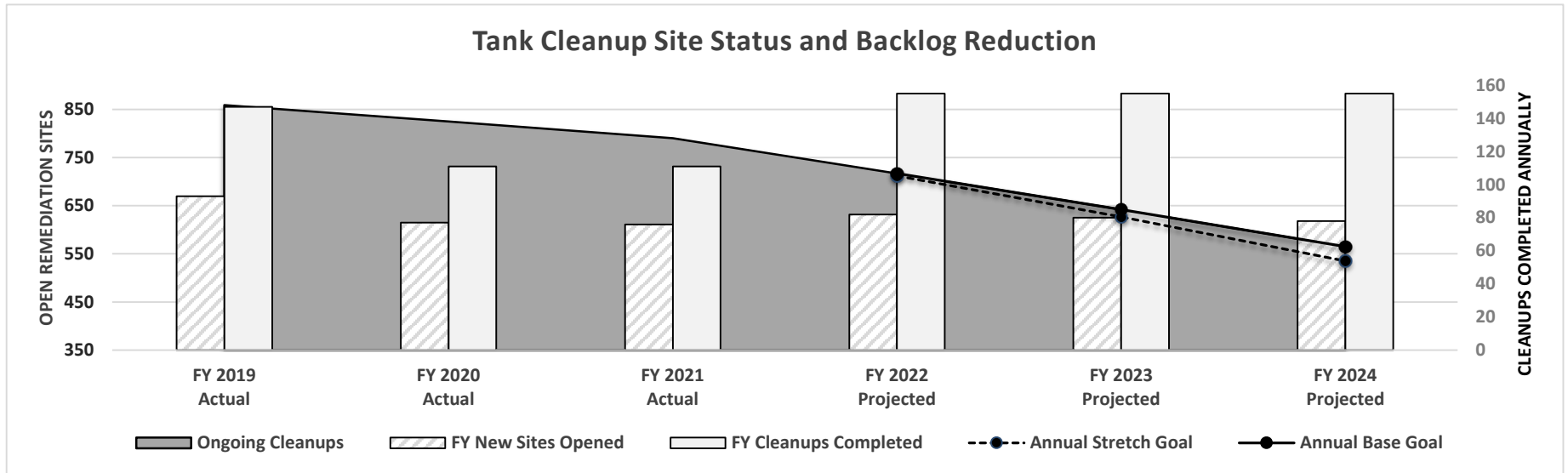
Department of Natural Resources

HB Section(s): 6.225, 6.265

DEQ - Environmental Remediation Program

Program is found in the following core budget(s): Environmental Remediation Program

2d. Provide a measure(s) of the program's efficiency.



	FY 2019 Actual	FY 2020 Actual	FY 2021 Actual	FY 2022 Projected	FY 2023 Projected	FY 2024 Projected
Active Cleanup Backlog	859	825	790	717	642	565
FY Cleanups Completed	147	111	111	155	155	155
FY Releases Added	93	77	76	82	80	78
FY Reduction of Sites	54	34	35	73	75	77

Base Goal: Backlog reduction with 155 cleanups completed each year.

Stretch Goal: Backlog reduction beginning with 160 cleanups completed in FY 2022 and increasing by 5 sites each year.

At full appropriation, 15.5 project-managers work on 790 tank remediation projects, approximately 51 sites per project-manager. Reporting of new petroleum releases are anticipated to decline in future years due to tank installation certification and operator self-inspection requirements. Receiving fewer new releases allows more time to work on existing petroleum cleanups. Impacts from COVID-19 and replacement of several senior project-manager positions are evident in FY 2020 and FY 2021.

PROGRAM DESCRIPTION

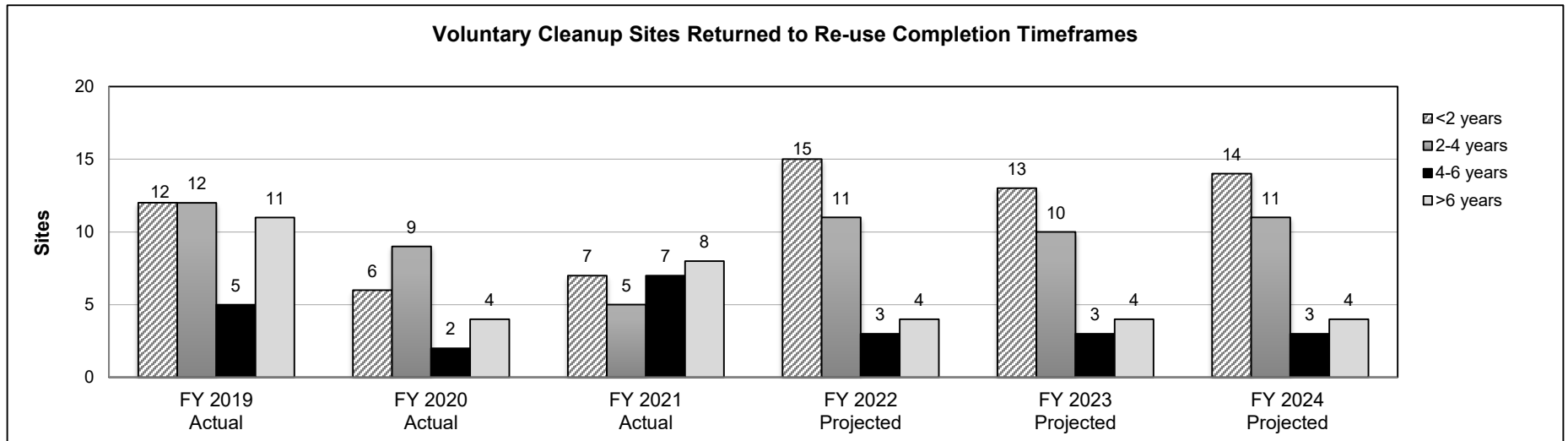
Department of Natural Resources

HB Section(s): 6.225, 6.265

DEQ - Environmental Remediation Program

Program is found in the following core budget(s): Environmental Remediation Program

2d. Provide a measure(s) of the program's efficiency (continued).



Properties in the Voluntary Cleanup Program range from residential to small businesses to multi-acre heavy industrial manufacturing facilities, with cleanups ranging from lead-based paint to extensive soil, groundwater, and indoor air contamination.

Since the beginning of the Voluntary Cleanup Program, approximately 44.3% of the properties complete the process within two years. The time to completion for a given site depends on the nature and extent of contamination and the effort with which the voluntary participant wishes to pursue site cleanup. Since inception of the program in 1995, 972 sites have been cleaned up. FY 2020 and FY 2021 totals were lower due to a number of factors, including participant financial issues, legal issues with adjacent landowners, complex sites requiring more time to cleanup, and participant delays in completing environmental covenant processes. In some cases, COVID-19 has slowed or stopped progress due to changes in work practice, consultant availability, and impacts on property transactions.

PROGRAM DESCRIPTION

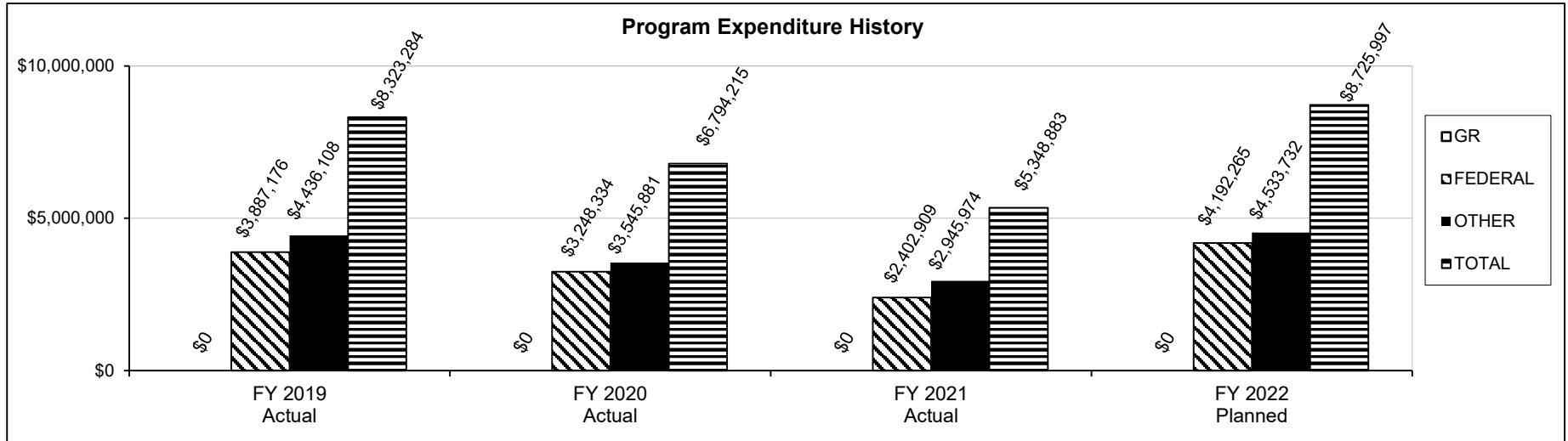
Department of Natural Resources

HB Section(s): 6.225, 6.265

DEQ - Environmental Remediation Program

Program is found in the following core budget(s): Environmental Remediation Program

3. Provide actual expenditures for the prior three fiscal years and planned expenditures for the current fiscal year. (Note: Amounts do not include fringe benefit costs.)



This budget does not contain General Revenue.

Financial data includes operating and pass-through appropriations. Beginning in FY 2013, core pass-through appropriations were set at a level to encumber and pay our commitments, which often span multiple fiscal years. FY 2022 Planned is shown at full appropriation.

4. What are the sources of the "Other " funds?

Natural Resources Protection Fund - Damages Subaccounts (0555); Solid Waste Management Fund (0570); Underground Storage Tank Regulation Program Fund (0586); Environmental Radiation Monitoring Fund (0656); Hazardous Waste Fund (0676)

PROGRAM DESCRIPTION

Department of Natural Resources	HB Section(s): 6.225, 6.265
DEQ - Environmental Remediation Program	
Program is found in the following core budget(s): Environmental Remediation Program	
5. What is the authorization for this program, i.e., federal or state statute, etc.? (Include the federal program number, if applicable.)	
<u>Pollution Prevention</u>	
Resource Conservation and Recovery Act of 1976 (RCRA), as amended	
Solid Waste Disposal Act of 1976	
Energy Policy Act of 2005	
RSMo 319.100 through 319.139	Petroleum Storage Tanks
Title 42, USC part 9607(f)	Comprehensive Environmental Response, Compensation, and Liability Act of 1980, Oil Pollution Act of 1990
RSMo Chapters 640 and 644	Missouri Clean Water Law
RSMo Chapter 640	Missouri Safe Drinking Water Law
RSMo 643.010 through 643.192	Air Pollution Control
RSMo 260.200 through 260.255	Solid Waste Management
<u>Remediation, Restoration, and Long-Term Stewardship</u>	
Title 42, USC part 9607(f)	Comprehensive Environmental Response, Compensation, and Liability Act of 1980
Superfund Amendments and Reauthorization Act of 1986	
Atomic Energy Act of 1954, as amended, Section 21	
Energy Reorganization Act of 1974	
Department of Energy Organization Act of 1977, as amended	
Energy Policy Act of 1992, Title X and XI	
Small Business Liability Relief and Brownfields Revitalization Act 2002	
RSMo 260.435 through 260.480	Abandoned or Uncontrolled Sites (Registry)
RSMo 260.565 through 260.609 and RSMo 447.700 through 447.708	Voluntary Remediation including Brownfields
RSMo 319.100 through 319.139	Petroleum Storage Tanks
RSMo 260.750	Environmental Radiation Monitoring
RSMo 260.1039	Missouri Environmental Covenants Act
RSMo 640.235	Natural Resources Protection Fund Damages

PROGRAM DESCRIPTION

Department of Natural Resources	HB Section(s): 6.225, 6.265
DEQ - Environmental Remediation Program	
Program is found in the following core budget(s): Environmental Remediation Program	
6. Are there federal matching requirements? If yes, please explain.	
Performance Partnership Grant - RCRA	25% State (EPA)
Brownfields 128 (a)	100% Federal (EPA)
Brownfields 104 (k)	100% Federal (EPA)
Defense/State Memorandum of Agreement (DSMOA)	100% Federal (DOD)
Ellisville Superfund Cooperative Agreement	100% Federal (EPA)
United States Department of Agriculture - Grain Bin Sites	100% Federal (USDA)
Superfund Combined Cooperative Agreement - Core	10% State (EPA)
Superfund Combined Cooperative Agreement - Pre-Remedial Response	100% Federal (EPA)
Superfund Combined Cooperative Agreement - Support Agency	100% Federal (EPA)
Weldon Spring Long-Term Surveillance and Maintenance Project	100% Federal (DOE)
Leaking Underground Storage Tank-Preventative	25% State (EPA)
Leaking Underground Storage Tank Trust Fund-Corrective Action	10% State (EPA)
Minuteman II Longterm Stewardship	100% Federal (DOD)
General Services Administration (GSA) - Environmental Project Assistance	100% Federal (GSA)
Oronogo Duenweg OU1 Reverse Cooperative Agreement	100% State (EPA)
Various State Superfund Contracts	10% State (this covers our 10% state Superfund obligation)
Tri-State Mining District Restoration Compensatory Determination Plan	100% Federal (US Fish and Wildlife Service)
Greenfields Multistate Agreement	100% Federal (Multistate Trust)
MO Army National Guard - OTAG	100% Federal (MOARNG)
7. Is this a federally mandated program? If yes, please explain.	
<p>Through delegation from, and agreements with, the U.S. Environmental Protection Agency, the Environmental Remediation Program supports the federal Resource Conservation and Recovery Act (RCRA), Section 9004 of the Solid Waste Disposal Act as amended by RCRA, the Superfund Amendments and Reauthorization Act of 1986, and 40 CFR Part 281. In addition, work performed under the Comprehensive Environmental Response Compensation and Liability Act (CERCLA), as well as cleanup oversight at Federal Facilities sites, is mandated by the federal government.</p>	

CORE DECISION ITEM

Department of Natural Resources	Budget Unit <u>79240C</u>
Division of Environmental Quality	
Superfund Obligations Core GR Transfer	HB Section <u>06.260</u>

1. CORE FINANCIAL SUMMARY

	FY 2023 Budget Request					FY 2023 Governor's Recommendation			
	GR	Federal	Other	Total		GR	Fed	Other	Total
PS	0	0	0	0	PS	0	0	0	0
EE	0	0	0	0	EE	0	0	0	0
PSD	0	0	0	0	PSD	0	0	0	0
TRF	660,406	0	0	660,406	TRF	660,406	0	0	660,406
Total	660,406	0	0	660,406	Total	660,406	0	0	660,406
FTE	0.00	0.00	0.00	0.00	FTE	0.00	0.00	0.00	0.00

Est. Fringe	0	0	0	0
--------------------	---	---	---	---

Note: Fringes budgeted in House Bill 5 except for certain fringes budgeted directly to MoDOT, Highway Patrol, and Conservation.

Est. Fringe	0	0	0	0
--------------------	---	---	---	---

Note: Fringes budgeted in House Bill 5 except for certain fringes budgeted directly to MoDOT, Highway Patrol, and Conservation.

Other Funds: Not applicable

2. CORE DESCRIPTION

The Department's Environmental Remediation Program assesses contaminated sites and oversees the remedial action at sites subject to Federal Superfund Law and other applicable laws. Superfund obligations represent the state's share of costs for remedial action currently underway or already completed in Missouri where the responsible party is either unknown, uncooperative, or insolvent. The U.S. Environmental Protection Agency (EPA) uses federal Superfund dollars to pay for the clean-up, and the state pays 10% of remedial action costs and 100% of operations and maintenance through Superfund state contracts. Operation and maintenance can include repair, maintenance, or replacement of engineered structures or mechanical systems; addressing erosion on earthen caps or maintenance to groundwater extraction treatment systems; conducting inspections, sampling and monitoring groundwater and/or other environmental media; maintenance and compliance activities related to institutional controls governing property uses; and other routine activities such as interagency coordination, site visits, technical meetings, and participation in five-year reviews of remedial actions.

Section 260.391.7, RSMO, passed in 2005, directs that "...the department shall request an annual appropriation of general revenue equal to any state match obligation to the U.S. Environmental Protection Agency for cleanup performed pursuant to the authority of the Comprehensive Environmental Response, Compensation and Liability Act of 1980 (CERCLA)." This core General Revenue transfer, when combined with the new decision item request, meets this obligation.

CORE DECISION ITEM

Department of Natural Resources	Budget Unit 79240C
Division of Environmental Quality	
Superfund Obligations Core GR Transfer	HB Section 06.260

2. CORE DESCRIPTION (continued)

The State's Superfund obligations include the 10% cost share for nine (9) active remediation sites (as invoiced by EPA) and 100% of the cost of O&M for sites that have completed active remediation. These obligations are itemized below.

	Request
Southwest Jefferson Co. Mining OU1, OU2, & OU3 (Removal of lead contamination from residential yards)	\$ 290,912
Valley Park OU2 (Groundwater Extraction System, TCE)	\$ 181
Madison County OU5 (Removal of lead mine waste)	\$ 30,813
Newton County Mine Site OU1 & OU2 (Removal of mine waste and lead-contaminated residential soils)	\$ 251,218
Washington County OU1 Old Mines (Removal of lead contamination from residential yards)	\$ 364,263
Washington County OU1 Potosi (Removal of lead contamination from residential yards)	\$ 125,604
Washington County OU1 Richwoods (Removal of lead contamination from residential yards)	\$ 229
Washington County OU1 Furnace Creek (Removal of lead contamination from residential yards)	\$ 49,249
Riverfront OU4 (Cleanup of TCE contaminated soil through in-situ chemical oxidation)	\$ 13,676
Operations & Maintenance * (sites listed below)	<u>\$ 153,677</u>
Total GR Transfer Requested	\$ 1,279,822
Superfund Obligations GR Transfer Core	\$ 660,406
Superfund Obligations GR Transfer NDI (See Superfund Obligations NDI)	<u>\$ 619,416</u>
Total GR Transfer Requested	\$1,279,822

* State-funded O&M is needed once EPA transfers the site back to state authority. The level of O&M response depends on the complexity of the cleanup and the extent of potential failure of any components of the remedial actions. O&M can include: repair, maintenance, or replacement of engineered structures or mechanical systems; addressing erosion on earthen caps or groundwater treatment systems; conducting inspections, sampling and monitoring groundwater and/or other environmental media; maintenance and compliance activities related to institutional controls governing property uses; and other routine activities such as interagency coordination, site visits, technical meetings, and participation in five-year reviews of remedial actions. Sites included in this O&M request are: Valley Park, Madison County, Times Beach, Bee Cee, Annapolis, Quality Plating, Jasper County, and Riverfront.

CORE DECISION ITEM

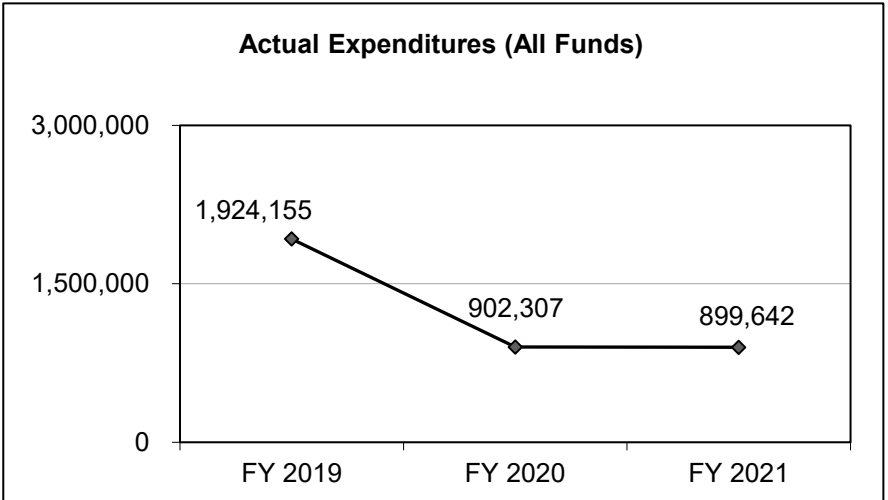
Department of Natural Resources	Budget Unit <u>79240C</u>
Division of Environmental Quality	
Superfund Obligations Core GR Transfer	HB Section <u>06.260</u>

3. PROGRAM LISTING (list programs included in this core funding)

Not applicable.

4. FINANCIAL HISTORY

	<u>FY 2019</u> <u>Actual</u>	<u>FY 2020</u> <u>Actual</u>	<u>FY 2021</u> <u>Actual</u>	<u>FY 2022</u> <u>Current Yr.</u>
Appropriation (All Funds)	1,924,155	1,203,077	899,642	1,985,257
Less Reverted (All Funds)	0	0	0	0
Less Restricted (All Funds)	0	(300,770)	0	0
Budget Authority (All Funds)	1,924,155	902,307	899,642	1,985,257
Actual Expenditures (All Funds)	1,924,155	902,307	899,642	N/A
Unexpended (All Funds)	0	0	0	N/A
Unexpended, by Fund:				
General Revenue	0	0	0	N/A
Federal	0	0	0	N/A
Other	0	0	0	N/A
	(1)	(1)	(2)	(2)



Reverted includes the statutory three-percent reserve amount (when applicable).

Restricted includes any Governor's Expenditure Restrictions which remained at the end of the fiscal year (when applicable).

NOTES:

- (1)** In addition to the \$961,176 core amount, FY 2019 and FY 2020 include one-time Superfund obligation authority of \$962,979 and \$241,901, respectively.
- (2)** The core amount was reduced to \$660,406 in FY 2021. In addition to the core amount, FY 2021 and FY 2022 include one-time Superfund obligation authority of \$239,236 and \$1,324,851, respectively.

CORE RECONCILIATION DETAIL

**DEPARTMENT OF NATURAL RESOURCES
GR TRF TO HAZARDOUS WASTE**

5. CORE RECONCILIATION DETAIL

	Budget Class	FTE	GR	Federal	Other	Total	Explanation
TAFP AFTER VETOES							
	TRF	0.00	1,985,257	0	0	1,985,257	
	Total	0.00	1,985,257	0	0	1,985,257	
DEPARTMENT CORE ADJUSTMENTS							
1x Expenditures	1587 T453 TRF	0.00	(1,324,851)	0	0	(1,324,851)	Core reduction of FY 2022 one-time authority.
	NET DEPARTMENT CHANGES	0.00	(1,324,851)	0	0	(1,324,851)	
DEPARTMENT CORE REQUEST							
	TRF	0.00	660,406	0	0	660,406	
	Total	0.00	660,406	0	0	660,406	
GOVERNOR'S RECOMMENDED CORE							
	TRF	0.00	660,406	0	0	660,406	
	Total	0.00	660,406	0	0	660,406	

DEPARTMENT OF NATURAL RESOURCES

DECISION ITEM SUMMARY

Budget Unit								
Decision Item	FY 2021	FY 2021	FY 2022	FY 2022	FY 2023	FY 2023	FY 2023	FY 2023
Budget Object Summary	ACTUAL	ACTUAL	BUDGET	BUDGET	DEPT REQ	DEPT REQ	GOV REC	GOV REC
Fund	DOLLAR	FTE	DOLLAR	FTE	DOLLAR	FTE	DOLLAR	FTE
GR TRF TO HAZARDOUS WASTE								
CORE								
FUND TRANSFERS								
GENERAL REVENUE	899,642	0.00	1,985,257	0.00	660,406	0.00	660,406	0.00
TOTAL - TRF	899,642	0.00	1,985,257	0.00	660,406	0.00	660,406	0.00
TOTAL	899,642	0.00	1,985,257	0.00	660,406	0.00	660,406	0.00
Superfund Obligations - 1780003								
FUND TRANSFERS								
GENERAL REVENUE	0	0.00	0	0.00	619,416	0.00	619,416	0.00
TOTAL - TRF	0	0.00	0	0.00	619,416	0.00	619,416	0.00
TOTAL	0	0.00	0	0.00	619,416	0.00	619,416	0.00
GRAND TOTAL	\$899,642	0.00	\$1,985,257	0.00	\$1,279,822	0.00	\$1,279,822	0.00

DEPARTMENT OF NATURAL RESOURCES

DECISION ITEM DETAIL

Budget Unit	FY 2021	FY 2021	FY 2022	FY 2022	FY 2023	FY 2023	FY 2023	FY 2023
Decision Item	ACTUAL	ACTUAL	BUDGET	BUDGET	DEPT REQ	DEPT REQ	GOV REC	GOV REC
Budget Object Class	DOLLAR	FTE	DOLLAR	FTE	DOLLAR	FTE	DOLLAR	FTE
GR TRF TO HAZARDOUS WASTE								
CORE								
TRANSFERS OUT	899,642	0.00	1,985,257	0.00	660,406	0.00	660,406	0.00
TOTAL - TRF	899,642	0.00	1,985,257	0.00	660,406	0.00	660,406	0.00
GRAND TOTAL	\$899,642	0.00	\$1,985,257	0.00	\$660,406	0.00	\$660,406	0.00
GENERAL REVENUE	\$899,642	0.00	\$1,985,257	0.00	\$660,406	0.00	\$660,406	0.00
FEDERAL FUNDS	\$0	0.00	\$0	0.00	\$0	0.00	\$0	0.00
OTHER FUNDS	\$0	0.00	\$0	0.00	\$0	0.00	\$0	0.00

NEW DECISION ITEM

RANK: 007 OF 014

Department of Natural Resources	Budget Unit <u>79240C</u>
Division of Environmental Quality	
Superfund Obligations DI# 1780003	HB Section <u>6.260</u>

1. AMOUNT OF REQUEST

	FY 2023 Budget Request					FY 2023 Governor's Recommendation			
	GR	Federal	Other	Total		GR	Federal	Other	Total
PS	0	0	0	0	PS	0	0	0	0
EE	0	0	0	0	EE	0	0	0	0
PSD	0	0	0	0	PSD	0	0	0	0
TRF	619,416	0	0	619,416	TRF	619,416	0	0	619,416
Total	619,416	0	0	619,416	Total	619,416	0	0	619,416
FTE	0.00	0.00	0.00	0.00	FTE	0.00	0.00	0.00	0.00

Est. Fringe	0	0	0	0
--------------------	---	---	---	---

Note: Fringes budgeted in House Bill 5 except for certain fringes

Est. Fringe	0	0	0	0
--------------------	---	---	---	---

Note: Fringes budgeted in House Bill 5 except for certain fringes

Other Funds: Not applicable

Other Funds:

2. THIS REQUEST CAN BE CATEGORIZED AS:

<input type="checkbox"/> New Legislation	<input type="checkbox"/> New Program	<input type="checkbox"/> Fund Switch
<input type="checkbox"/> Federal Mandate	<input type="checkbox"/> Program Expansion	<input type="checkbox"/> Cost to Continue
<input type="checkbox"/> GR Pick-Up	<input type="checkbox"/> Space Request	<input type="checkbox"/> Equipment Replacement
<input type="checkbox"/> Pay Plan	<input checked="" type="checkbox"/> Other: <u>Statutorily-Mandated Request, Section 260.391.7 RSMo</u>	

3. WHY IS THIS FUNDING NEEDED? PROVIDE AN EXPLANATION FOR ITEMS CHECKED IN #2. INCLUDE THE FEDERAL OR STATE STATUTORY OR

Superfund obligations represent the state's share of cost for remedial action currently underway or already completed in Missouri where the responsible party is either unknown, uncooperative, or insolvent. The U.S. Environmental Protection Agency (EPA) uses federal Superfund dollars to pay for the clean-up and the state pays 10% of remedial action costs and 100% of operations and maintenance through Superfund state contracts. Operation and maintenance can include repair, maintenance, or replacement of engineered structures or mechanical systems; addressing erosion on earthen caps or maintenance to groundwater extraction treatment systems; conduction inspections, sampling and monitoring groundwater and/or other environmental media; maintenance and compliance activities related to institutional controls governing property uses; and other routine activities such as interagency coordination, site visits, technical meetings, and participation in five-year reviews of remedial actions.

Section 260.391.7RSMo, passed in 2005, directs "...the department shall request an annual appropriation of general revenue equal to any state match obligation to the U.S. Environmental Protection Agency for cleanup performed pursuant to the authority of the Comprehensive Environmental Response, Compensation and Liability Act of 1980 (CERCLA)." This new decision item, when combined with the core General Revenue transfer request, meets this obligation.

NEW DECISION ITEM

RANK: 007 OF 014

Department of Natural Resources	Budget Unit 79240C
Division of Environmental Quality	
Superfund Obligations	DI# 1780003
	HB Section 6.260

4. DESCRIBE THE DETAILED ASSUMPTIONS USED TO DERIVE THE SPECIFIC REQUESTED AMOUNT. (How did you determine that the requested

The State's Superfund obligations include the 10% cost share for nine (9) active remediation sites (as invoiced by EPA) and 100% of the cost of O&M for sites that have completed active remediation. These obligations are itemized below.

	<u>Request</u>
Southwest Jefferson Co. OU1, OU2, & OU3 (Removal of lead contamination from residential yards)	\$ 290,912
Valley Park OU2 (Groundwater Extraction System, TCE)	\$ 181
Madison County OU5 (Removal of lead mine waste)	\$ 30,813
Newton County Mine Site OU1 & OU2 (Removal of mine waste and lead-contaminated residential soils)	\$ 251,218
Washington County OU1 Old Mines (Removal of lead contamination from residential yards)	\$ 364,263
Washington County OU1 Potosi (Removal of lead contamination from residential yards)	\$ 125,604
Washington County OU1 Richwoods (Removal of lead contamination from residential yards)	\$ 229
Washington County OU1 Furnace Creek (Removal of lead contamination from residential yards)	\$ 49,249
Riverfront OU4 (Cleanup of TCE contaminated soil through in-situ chemical oxidation)	\$ 13,676
Operations & Maintenance* (sites listed below)	<u>\$ 153,677</u>
Total GR Transfer Requested	\$ 1,279,822
Superfund Obligations GR Transfer Core (see GR Transfer Core form)	\$ 660,406
Superfund Obligations GR Transfer NDI	<u>\$ 619,416</u>
Total GR Transfer Requested	\$ 1,279,822

* State-funded O&M is needed once EPA transfers the site back to state authority. The level of O&M response depends on the complexity of the cleanup and the extent of potential failure of any components of the remedial actions. O&M can include: repair, maintenance, or replacement of engineered structures or mechanical systems; addressing erosion on earthen caps or groundwater treatment systems; conducting inspections, sampling and monitoring groundwater and/or other environmental media; maintenance and compliance activities related to institutional controls governing property uses; and other routine activities such as interagency coordination, site visits, technical meetings, and participation in five-year reviews of remedial actions. Sites included in this O&M request are: Valley Park, Madison County, Times Beach, Bee Cee, Annapolis, Quality Plating, Jasper County, and Riverfront.

NEW DECISION ITEM
RANK: 007 OF 014

Department of Natural Resources	Budget Unit 79240C
Division of Environmental Quality	
Superfund Obligations	DI# 1780003
	HB Section 6.260

5. BREAK DOWN THE REQUEST BY BUDGET OBJECT CLASS, JOB CLASS, AND FUND SOURCE. IDENTIFY ONE-TIME COSTS.

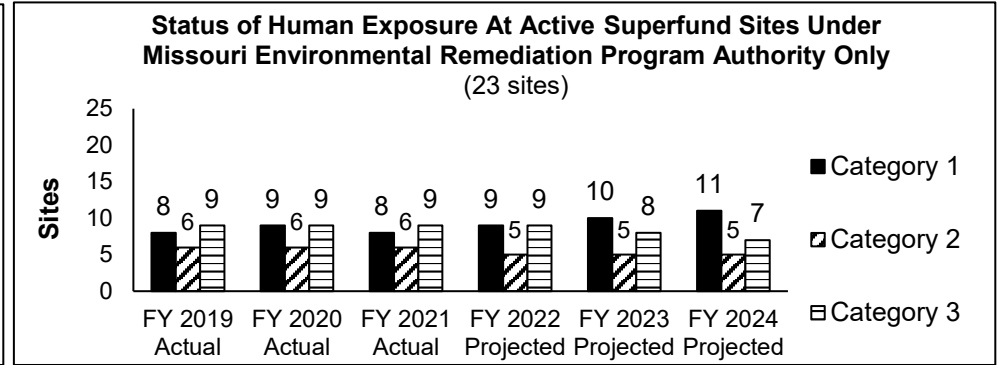
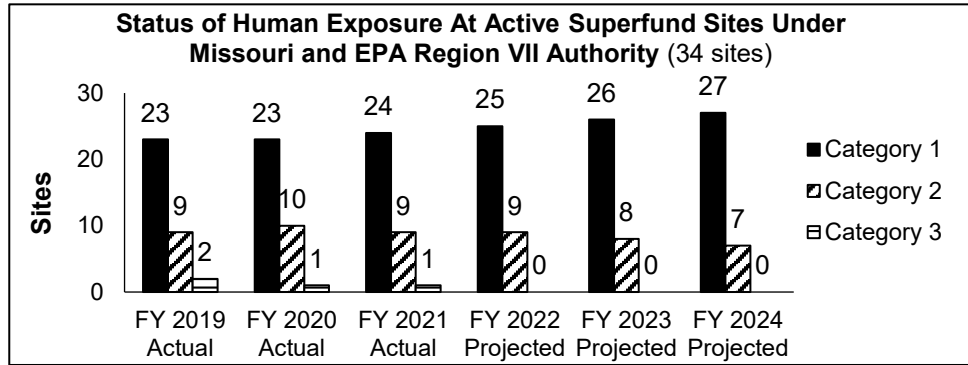
Budget Object Class/Job Class	Dept Req GR DOLLARS	Dept Req GR FTE	Dept Req FED DOLLARS	Dept Req FED FTE	Dept Req OTHER DOLLARS	Dept Req OTHER FTE	Dept Req TOTAL DOLLARS	Dept Req TOTAL FTE	Dept Req One-Time DOLLARS
Total PS	0	0.0	0	0.0	0	0.0	0	0.0	0
Total EE	0		0		0		0		0
Program Distributions							0		
Total PSD	0		0		0		0		0
Transfers	619,416						619,416		619,416
Total TRF	619,416		0		0		619,416		619,416
Grand Total	619,416	0.0	0	0.0	0	0.0	619,416	0.0	619,416

Budget Object Class/Job Class	Gov Rec GR DOLLARS	Gov Rec GR FTE	Gov Rec FED DOLLARS	Gov Rec FED FTE	Gov Rec OTHER DOLLARS	Gov Rec OTHER FTE	Gov Rec TOTAL DOLLARS	Gov Rec TOTAL FTE	Gov Rec One-Time DOLLARS
Total PS	0	0.0	0	0.0	0	0.0	0	0.0	0
Total EE	0		0		0		0		0
Program Distributions							0		
Total PSD	0		0		0		0		0
Transfers	619,416						619,416		619,416
Total TRF	619,416		0		0		619,416		619,416
Grand Total	619,416	0.0	0	0.0	0	0.0	619,416	0.0	619,416

Department of Natural Resources	Budget Unit <u>79240C</u>
Division of Environmental Quality	
Superfund Obligations	HB Section <u>6.260</u>
DI# 1780003	

6. PERFORMANCE MEASURES (If new decision item has an associated core, separately identify projected performance with & without additional funding.)

6a. Provide an activity measure(s) for the program.



Category 1: Sites where people are not exposed to unacceptable levels of contaminants.

Category 2: Sites where people could be exposed to unacceptable levels of contaminants, but work is in progress to eliminate unacceptable exposure.

Category 3: Sites where there is uncertainty regarding human exposure; additional data collection and evaluation is needed.

Base Goal = 1 site moving from Category 3 to Category 2

Stretch Goal = 1 site moving from Category 3 to Category 1

Cleaning up Superfund sites is a complex, multi-phase process that can take decades. The amount of time it takes to clean up a site depends upon the type, volume, extent, and location of contamination, risk to human health and the environment, and the cleanup technology used.

The 34 sites under both EPA and Missouri authority are National Priority Listed (NPL) sites. These sites are among the Nation’s highest priority for cleanup of hazardous substances. The primary concern at thirteen NPL sites is volatile organic compound (VOC) groundwater contamination which is typically treated by removing the source contamination then pumping groundwater to the surface and using technology to remove pollutants. An additional ten sites are from former lead mining activities, encompassing thousands of acres across whole counties that have contaminated soil, groundwater, and surface water with thousands of residential yards requiring cleanup.

Missouri and EPA Region VII Authority Site changes to the NPL: Findette Site added in FY 2021, Annapolis Site removed in FY 2021.

Missouri Authority Site changes to the NPL: Ellisville Primm Site removed in FY 2021.

NEW DECISION ITEM

RANK: 007 OF 014

Department of Natural Resources	Budget Unit <u>79240C</u>
Division of Environmental Quality	
Superfund Obligations DI# 1780003	HB Section <u>6.260</u>

6a. Provide an activity measure(s) for the program.

The Department currently coordinates the remedial action at 13 sites through superfund state contracts with the Environmental Protection Agency and is responsible for operation and maintenance of 16 sites. The Department is requesting a General Revenue transfer to the Hazardous Waste Fund for these activities that impact the following counties:

2020 Census Population:

Franklin County (Riverfront)	104,682
St. Louis County (Times Beach & Valley Park)	1,004,125
Jasper County	122,761
Jefferson County	226,739
Madison County	12,626
Washington County	23,514
Scott County (Quality Plating)	38,059
Dunklin County (Bee Cee Manufacturing)	28,283
Iron County (Annapolis)	9,537
Newton County	58,648

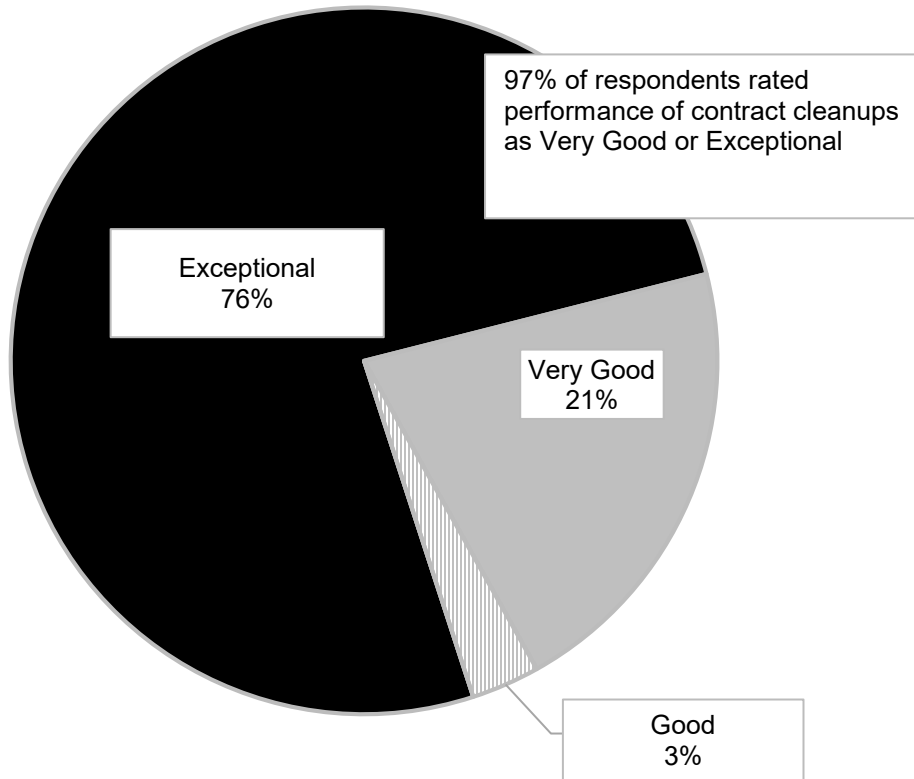
NEW DECISION ITEM

RANK: 007 OF 014

Department of Natural Resources	Budget Unit <u>79240C</u>
Division of Environmental Quality	
Superfund Obligations <u>DI# 1780003</u>	HB Section <u>6.260</u>

6b. Provide a measure(s) of the program's quality.

FY2021 Residential Yard Cleanups Overseen by the Department, Survey Results



The Environmental Protection Agency (EPA) maintains the National Priorities List (NPL) for Superfund sites. Lead mining sites make up approximately 1/3 of all NPL sites in the state. Much of the contamination at these mining sites is widespread, encompassing hundreds of square miles of mine waste and contaminated soil, groundwater and surface water with thousands of residential yards that require cleanup of soil with elevated lead levels.

Missouri is working with EPA to oversee cleanup at these sites. When EPA hires contractors to clean up contaminated residential yards, they provide property owners with a satisfaction survey to rate their performance.

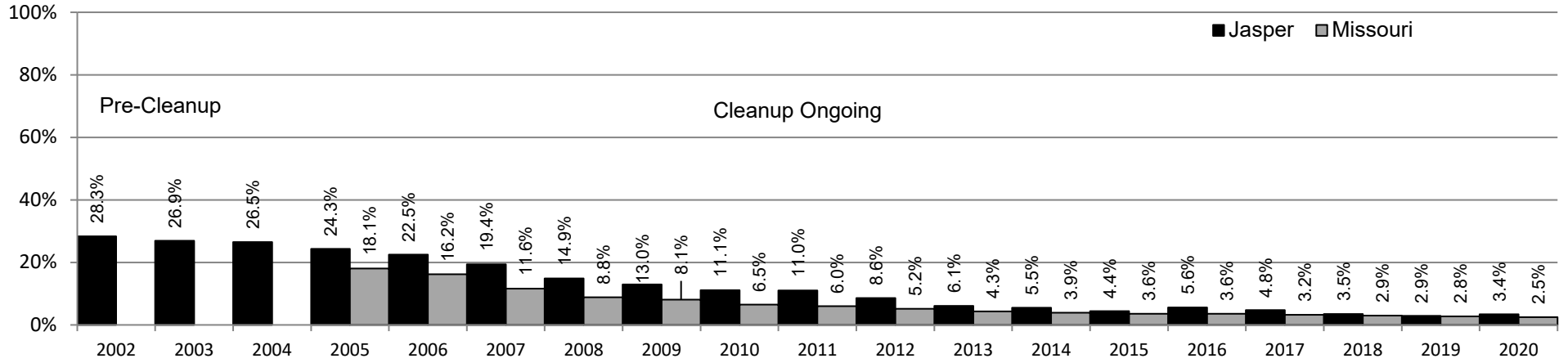
The chart represents responses from 192 residents.

NEW DECISION ITEM
 RANK: 007 OF 014

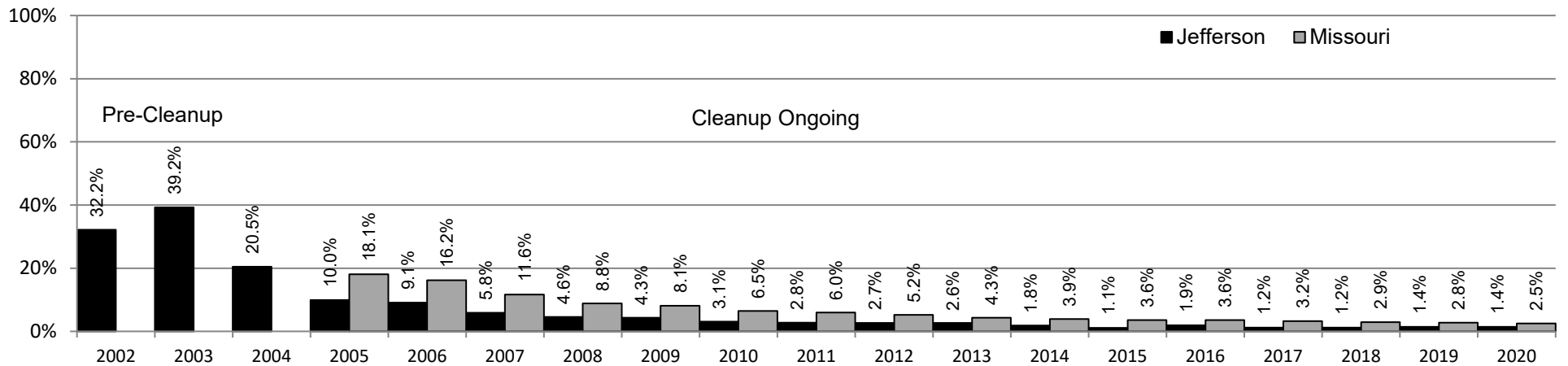
Department of Natural Resources	Budget Unit 79240C
Division of Environmental Quality	
Superfund Obligations	HB Section 6.260
DI# 1780003	

6c. Provide a measure(s) of the program's impact.

Percentage of Tested Children with Blood Lead Levels of Concern in Jasper County



Percentage of Tested Children with Blood Lead Levels of Concern in Jefferson County

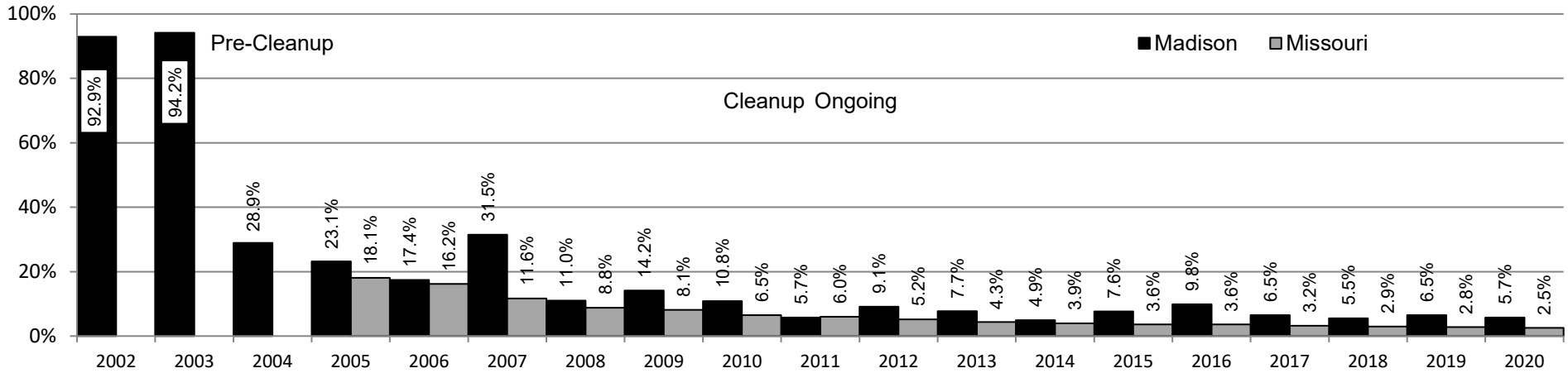


NEW DECISION ITEM
RANK: 007 OF 014

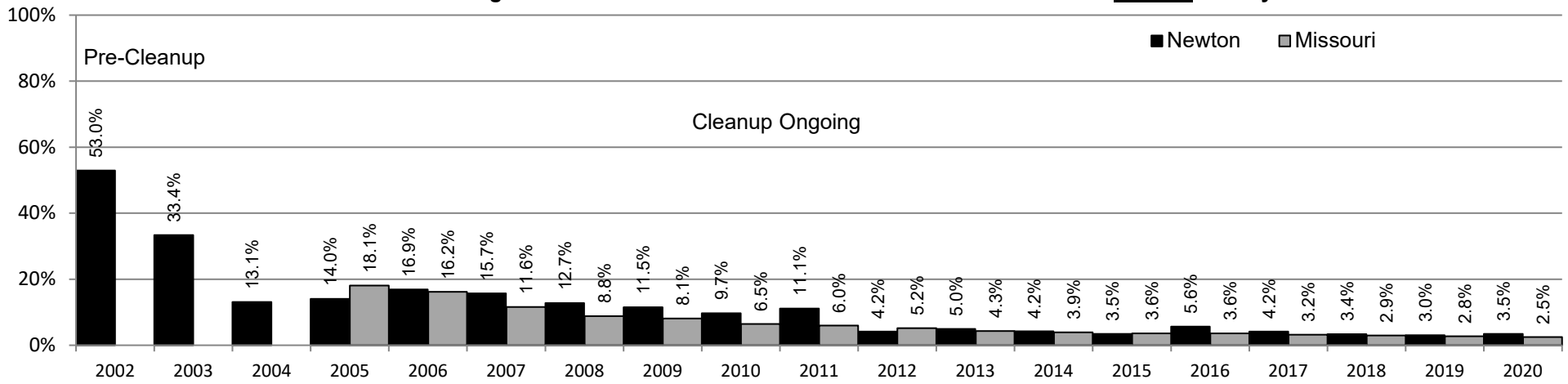
Department of Natural Resources
Division of Environmental Quality
Superfund Obligations **DI# 1780003**

Budget Unit 79240C
HB Section 6.260

Percentage of Tested Children with Blood Lead Levels of Concern in Madison County



Percentage of Tested Children with Blood Lead Levels of Concern in Newton County

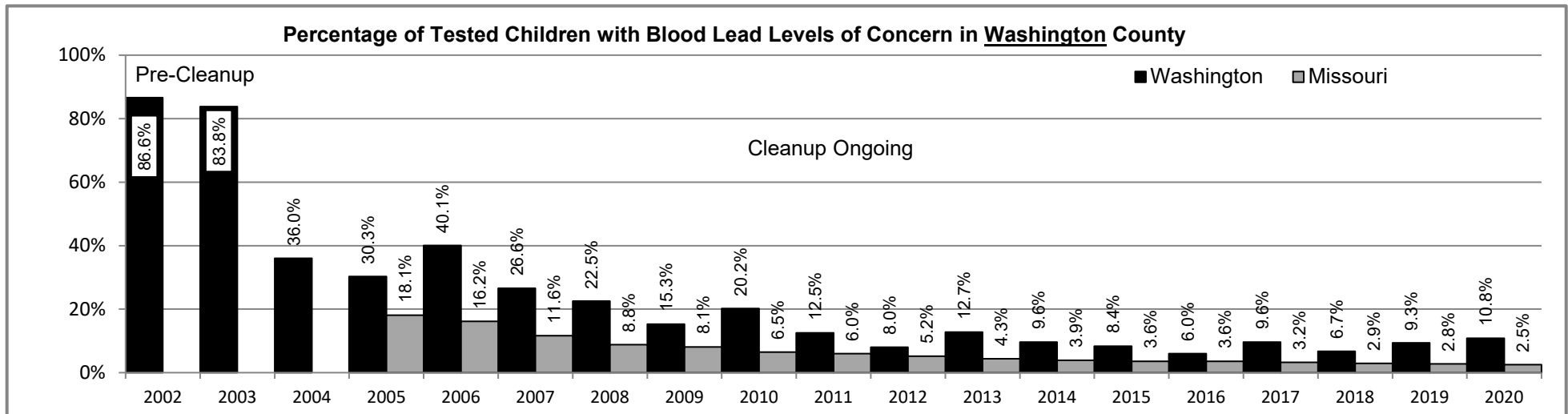
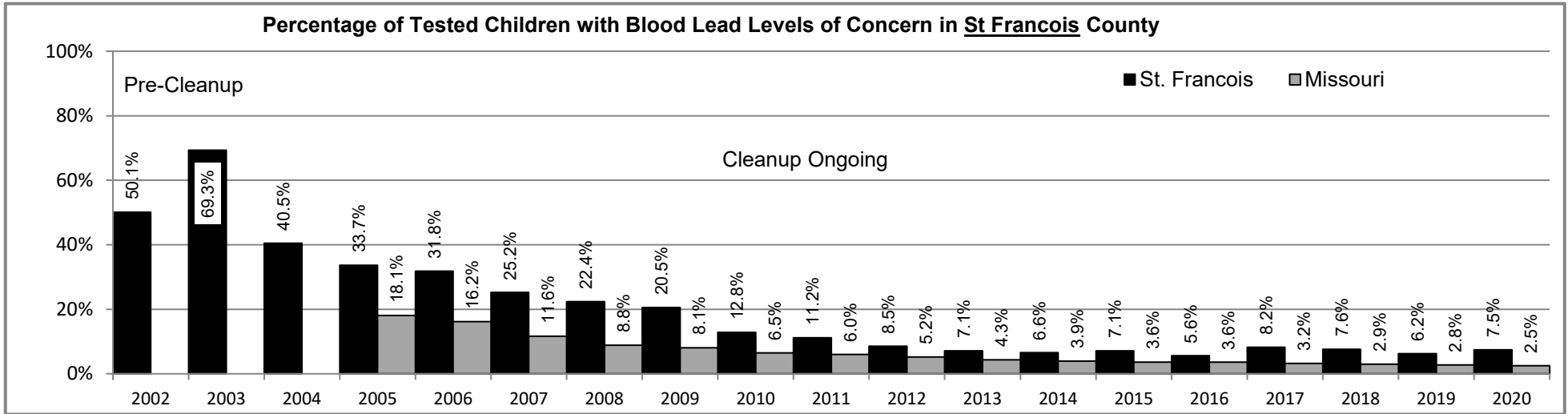


NEW DECISION ITEM
RANK: 007 OF 014

Department of Natural Resources
Division of Environmental Quality
Superfund Obligations

Budget Unit 79240C
HB Section 6.260

DI# 1780003



NEW DECISION ITEM

RANK: 007 OF 014

Department of Natural Resources	Budget Unit <u>79240C</u>
Division of Environmental Quality	
Superfund Obligations <u>DI# 1780003</u>	HB Section <u>6.260</u>

6d. Provide a measure(s) of the program's efficiency.

The State of Missouri's oversight and commitment to pay 10% of the cost of clean-up of these sites leverages a substantial amount of federal funding. The state has paid approximately \$4.13 million to leverage \$41.4 million in federal funds at 15 sites where environmental work has been completed.

7. STRATEGIES TO ACHIEVE THE PERFORMANCE MEASUREMENT TARGETS:

Work with Environmental Protection Agency to administer the Comprehensive Environmental Response, Compensation, and Liability Act of 1980 (CERCLA) in Missouri.

Monitor remediated sites where contamination is contained in place or remedial action systems must be operated, monitored, and maintained for a period of time to achieve cleanup objectives.

DEPARTMENT OF NATURAL RESOURCES

DECISION ITEM DETAIL

Budget Unit	FY 2021	FY 2021	FY 2022	FY 2022	FY 2023	FY 2023	FY 2023	FY 2023
Decision Item	ACTUAL	ACTUAL	BUDGET	BUDGET	DEPT REQ	DEPT REQ	GOV REC	GOV REC
Budget Object Class	DOLLAR	FTE	DOLLAR	FTE	DOLLAR	FTE	DOLLAR	FTE
GR TRF TO HAZARDOUS WASTE								
Superfund Obligations - 1780003								
TRANSFERS OUT	0	0.00	0	0.00	619,416	0.00	619,416	0.00
TOTAL - TRF	0	0.00	0	0.00	619,416	0.00	619,416	0.00
GRAND TOTAL	\$0	0.00	\$0	0.00	\$619,416	0.00	\$619,416	0.00
GENERAL REVENUE	\$0	0.00	\$0	0.00	\$619,416	0.00	\$619,416	0.00
FEDERAL FUNDS	\$0	0.00	\$0	0.00	\$0	0.00	\$0	0.00
OTHER FUNDS	\$0	0.00	\$0	0.00	\$0	0.00	\$0	0.00

This page was intentionally left blank.

CORE DECISION ITEM

Department of Natural Resources	Budget Unit <u>78116C</u>
Agency Wide Operations	
Agency Wide Operations - Petroleum Related Activities	HB Section <u>6.290</u>

1. CORE FINANCIAL SUMMARY

	FY 2023 Budget Request				FY 2023 Governor's Recommendation			
	GR	Federal	Other	Total	GR	Fed	Other	Total
PS	0	0	1,066,971	1,066,971	0	0	1,066,971	1,066,971
EE	0	0	84,673	84,673	0	0	84,673	84,673
PSD	0	0	0	0	0	0	0	0
Total	0	0	1,151,644	1,151,644	0	0	1,151,644	1,151,644
FTE	0.00	0.00	21.20	21.20	0.00	0.00	21.20	21.20

Est. Fringe	0	0	640,183	640,183
--------------------	---	---	---------	---------

Note: Fringes budgeted in House Bill 5 except for certain fringes budgeted directly to MoDOT, Highway Patrol, and Conservation.

Est. Fringe	0	0	640,183	640,183
--------------------	---	---	---------	---------

Note: Fringes budgeted in House Bill 5 except for certain fringes budgeted directly to MoDOT, Highway Patrol, and Conservation.

Other Funds: Petroleum Storage Tank Insurance Fund (0585)

2. CORE DESCRIPTION

Underground Storage Tank (UST) efforts protect human health and the environment by registering USTs, implementing a tank inspection program including the oversight of contract inspections, ensuring compliance with state and federal UST laws, overseeing the investigation and risk-based cleanup of contamination from leaking tanks, and overseeing the closure of out-of-use tanks. The risk based cleanup of underground storage tank sites is often the key to the transfer, sale, or reuse of the property.

CORE DECISION ITEM

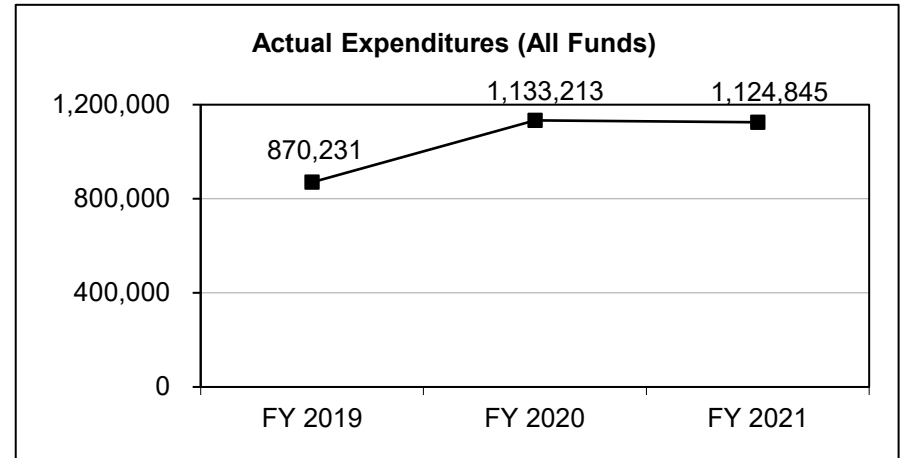
Department of Natural Resources	Budget Unit <u>78116C</u>
Agency Wide Operations	
Agency Wide Operations - Petroleum Related Activities	HB Section <u>6.290</u>

3. PROGRAM LISTING (list programs included in this core funding)

Petroleum Related Activities

4. FINANCIAL HISTORY

	FY 2019	FY 2020	FY 2021	FY 2022
	Actual	Actual	Actual	Current Yr.
Appropriation (All Funds)	871,532	1,133,496	1,141,079	1,151,644
Less Reverted (All Funds)		0	0	0
Less Restricted (All Funds)	0	0	0	0
Budget Authority (All Funds)	871,532	1,133,496	1,141,079	1,151,644
Actual Expenditures (All Funds)	870,231	1,133,213	1,124,845	N/A
Unexpended (All Funds)	1,301	283	16,234	N/A
Unexpended, by Fund:				
General Revenue	0	0	0	N/A
Federal	0	0	0	N/A
Other	1,301	283	16,234	N/A



Reverted includes the statutory three-percent reserve amount (when applicable).

Restricted includes any Governor's Expenditure Restrictions which remained at the end of the fiscal year (when applicable).

CORE RECONCILIATION DETAIL

**DEPARTMENT OF NATURAL RESOURCES
PETROLEUM RELATED ACTIVITIES**

5. CORE RECONCILIATION DETAIL

	Budget Class	FTE	GR	Federal	Other	Total	Explanation
TAFP AFTER VETOES							
	PS	21.20	0	0	1,066,971	1,066,971	
	EE	0.00	0	0	84,673	84,673	
	Total	21.20	0	0	1,151,644	1,151,644	
DEPARTMENT CORE ADJUSTMENTS							
Core Reallocation	1107 0925 PS	0.00	0	0	0		0 Core reallocations will more closely align the budget with planned spending.
NET DEPARTMENT CHANGES		0.00	0	0	0	0	
DEPARTMENT CORE REQUEST							
	PS	21.20	0	0	1,066,971	1,066,971	
	EE	0.00	0	0	84,673	84,673	
	Total	21.20	0	0	1,151,644	1,151,644	
GOVERNOR'S RECOMMENDED CORE							
	PS	21.20	0	0	1,066,971	1,066,971	
	EE	0.00	0	0	84,673	84,673	
	Total	21.20	0	0	1,151,644	1,151,644	

DEPARTMENT OF NATURAL RESOURCES

DECISION ITEM SUMMARY

Budget Unit								
Decision Item	FY 2021	FY 2021	FY 2022	FY 2022	FY 2023	FY 2023	FY 2023	FY 2023
Budget Object Summary	ACTUAL	ACTUAL	BUDGET	BUDGET	DEPT REQ	DEPT REQ	GOV REC	GOV REC
Fund	DOLLAR	FTE	DOLLAR	FTE	DOLLAR	FTE	DOLLAR	FTE
PETROLEUM RELATED ACTIVITIES								
CORE								
PERSONAL SERVICES								
PETROLEUM STORAGE TANK INS	1,051,559	22.60	1,066,971	21.20	1,066,971	21.20	1,066,971	21.20
TOTAL - PS	1,051,559	22.60	1,066,971	21.20	1,066,971	21.20	1,066,971	21.20
EXPENSE & EQUIPMENT								
PETROLEUM STORAGE TANK INS	73,286	0.00	84,673	0.00	84,673	0.00	84,673	0.00
TOTAL - EE	73,286	0.00	84,673	0.00	84,673	0.00	84,673	0.00
TOTAL	1,124,845	22.60	1,151,644	21.20	1,151,644	21.20	1,151,644	21.20
Pay Plan - 0000012								
PERSONAL SERVICES								
PETROLEUM STORAGE TANK INS	0	0.00	0	0.00	0	0.00	68,380	0.00
TOTAL - PS	0	0.00	0	0.00	0	0.00	68,380	0.00
TOTAL	0	0.00	0	0.00	0	0.00	68,380	0.00
Pay Plan FY22-Cost to Continue - 0000013								
PERSONAL SERVICES								
PETROLEUM STORAGE TANK INS	0	0.00	0	0.00	10,565	0.00	10,565	0.00
TOTAL - PS	0	0.00	0	0.00	10,565	0.00	10,565	0.00
TOTAL	0	0.00	0	0.00	10,565	0.00	10,565	0.00
GRAND TOTAL	\$1,124,845	22.60	\$1,151,644	21.20	\$1,162,209	21.20	\$1,230,589	21.20

DEPARTMENT OF NATURAL RESOURCES

DECISION ITEM DETAIL

Budget Unit	FY 2021	FY 2021	FY 2022	FY 2022	FY 2023	FY 2023	FY 2023	FY 2023
Decision Item	ACTUAL	ACTUAL	BUDGET	BUDGET	DEPT REQ	DEPT REQ	GOV REC	GOV REC
Budget Object Class	DOLLAR	FTE	DOLLAR	FTE	DOLLAR	FTE	DOLLAR	FTE
PETROLEUM RELATED ACTIVITIES								
CORE								
ADMIN OFFICE SUPPORT ASSISTANT	2,339	0.08	0	0.00	0	0.00	0	0.00
SR OFFICE SUPPORT ASSISTANT	2,433	0.09	0	0.00	0	0.00	0	0.00
ACCOUNTING CLERK	38	0.00	0	0.00	0	0.00	0	0.00
EXECUTIVE II	4	0.00	0	0.00	0	0.00	0	0.00
MANAGEMENT ANALYSIS SPEC II	773	0.02	0	0.00	0	0.00	0	0.00
PLANNER III	555	0.01	0	0.00	0	0.00	0	0.00
ENVIRONMENTAL SPEC I	5,688	0.17	0	0.00	0	0.00	0	0.00
ENVIRONMENTAL SPEC III	11,419	0.25	0	0.00	0	0.00	0	0.00
ENVIRONMENTAL ENGR II	2,181	0.04	0	0.00	0	0.00	0	0.00
ENVIRONMENTAL ENGR III	2,456	0.04	0	0.00	0	0.00	0	0.00
ENVIRONMENTAL SCIENTIST	2,732	0.05	0	0.00	0	0.00	0	0.00
ENVIRONMENTAL SUPERVISOR	4,386	0.08	0	0.00	0	0.00	0	0.00
GEOLOGIST II	2,079	0.04	0	0.00	0	0.00	0	0.00
GEOLOGIST III	3,256	0.06	0	0.00	0	0.00	0	0.00
GEOLOGIST IV	3,177	0.05	0	0.00	0	0.00	0	0.00
ENVIRONMENTAL MGR B1	2,797	0.04	0	0.00	0	0.00	0	0.00
FISCAL & ADMINISTRATIVE MGR B1	61	0.00	0	0.00	0	0.00	0	0.00
STAFF DIRECTOR	36,407	0.43	21,398	0.25	21,398	0.25	21,398	0.25
MISCELLANEOUS PROFESSIONAL	8,401	0.19	0	0.00	0	0.00	0	0.00
SPECIAL ASST PROFESSIONAL	9,488	0.14	9,468	0.14	10,408	0.15	10,408	0.15
ADMIN SUPPORT ASSISTANT	43,077	1.55	47,820	1.70	47,820	1.70	47,820	1.70
LEAD ADMIN SUPPORT ASSISTANT	41,638	1.36	32,212	1.04	31,978	1.04	31,978	1.04
ADMIN SUPPORT PROFESSIONAL	15,710	0.38	10,325	0.25	10,325	0.25	10,325	0.25
ADMINISTRATIVE MANAGER	460	0.01	13,515	0.21	12,991	0.21	12,991	0.21
PROGRAM SPECIALIST	1,682	0.04	0	0.00	0	0.00	0	0.00
PROGRAM COORDINATOR	12,869	0.24	26,910	0.50	24,324	0.50	24,324	0.50
RESEARCH/DATA ANALYST	3,165	0.07	35,107	0.75	35,142	0.75	35,142	0.75
ASSOCIATE ENGINEER	30,094	0.58	31,716	0.60	31,716	0.60	31,716	0.60
PROFESSIONAL ENGINEER	33,889	0.58	41,669	0.70	41,668	0.70	41,668	0.70
ENGN SURVEYING & FIELD TECH	4,159	0.12	0	0.00	0	0.00	0	0.00
ENVIRONMENTAL PROGRAM ASST	63,902	1.87	0	0.00	0	0.00	0	0.00
ENVIRONMENTAL PROGRAM ANALYST	317,140	7.13	373,366	7.67	375,736	7.66	375,736	7.66

DEPARTMENT OF NATURAL RESOURCES

DECISION ITEM DETAIL

Budget Unit	FY 2021	FY 2021	FY 2022	FY 2022	FY 2023	FY 2023	FY 2023	FY 2023
Decision Item	ACTUAL	ACTUAL	BUDGET	BUDGET	DEPT REQ	DEPT REQ	GOV REC	GOV REC
Budget Object Class	DOLLAR	FTE	DOLLAR	FTE	DOLLAR	FTE	DOLLAR	FTE
PETROLEUM RELATED ACTIVITIES								
CORE								
ENVIRONMENTAL PROGRAM SPEC	195,016	3.73	227,935	4.10	227,935	4.10	227,935	4.10
ENVIRONMENTAL PROGRAM SPV	146,518	2.52	159,383	2.74	159,374	2.74	159,374	2.74
ENVIRONMENTAL PROGRAM MANAGER	41,494	0.64	36,147	0.55	36,156	0.55	36,156	0.55
ACCOUNTS ASSISTANT	76	0.00	0	0.00	0	0.00	0	0.00
TOTAL - PS	1,051,559	22.60	1,066,971	21.20	1,066,971	21.20	1,066,971	21.20
TRAVEL, IN-STATE	10,550	0.00	25,391	0.00	19,891	0.00	19,891	0.00
TRAVEL, OUT-OF-STATE	0	0.00	366	0.00	366	0.00	366	0.00
FUEL & UTILITIES	396	0.00	50	0.00	550	0.00	550	0.00
SUPPLIES	7,017	0.00	8,721	0.00	8,721	0.00	8,721	0.00
PROFESSIONAL DEVELOPMENT	14,446	0.00	12,719	0.00	12,719	0.00	12,719	0.00
COMMUNICATION SERV & SUPP	3,754	0.00	7,387	0.00	7,387	0.00	7,387	0.00
PROFESSIONAL SERVICES	35,313	0.00	19,937	0.00	24,937	0.00	24,937	0.00
HOUSEKEEPING & JANITORIAL SERV	0	0.00	50	0.00	50	0.00	50	0.00
M&R SERVICES	1,375	0.00	1,814	0.00	1,814	0.00	1,814	0.00
COMPUTER EQUIPMENT	0	0.00	676	0.00	676	0.00	676	0.00
MOTORIZED EQUIPMENT	0	0.00	50	0.00	50	0.00	50	0.00
OFFICE EQUIPMENT	143	0.00	4,170	0.00	4,170	0.00	4,170	0.00
OTHER EQUIPMENT	175	0.00	818	0.00	818	0.00	818	0.00
PROPERTY & IMPROVEMENTS	0	0.00	50	0.00	50	0.00	50	0.00
BUILDING LEASE PAYMENTS	0	0.00	2,250	0.00	2,250	0.00	2,250	0.00
EQUIPMENT RENTALS & LEASES	0	0.00	88	0.00	88	0.00	88	0.00
MISCELLANEOUS EXPENSES	117	0.00	136	0.00	136	0.00	136	0.00
TOTAL - EE	73,286	0.00	84,673	0.00	84,673	0.00	84,673	0.00
GRAND TOTAL	\$1,124,845	22.60	\$1,151,644	21.20	\$1,151,644	21.20	\$1,151,644	21.20
GENERAL REVENUE	\$0	0.00	\$0	0.00	\$0	0.00	\$0	0.00
FEDERAL FUNDS	\$0	0.00	\$0	0.00	\$0	0.00	\$0	0.00
OTHER FUNDS	\$1,124,845	22.60	\$1,151,644	21.20	\$1,151,644	21.20	\$1,151,644	21.20

PROGRAM DESCRIPTION

Department of Natural Resources

HB Section(s): 6.290

AWO - Petroleum Related Activities

Agency Wide Operations - Petroleum Related Activities

1a. What strategic priority does this program address?

The Environmental Remediation Program helps Missouri citizens thrive by managing natural resources to promote a healthy environment and economy by:

- Promoting environmental responsibility and resource stewardship.
- Enhancing services, information, and communication to improve customer experience.
- Modernizing infrastructure, strengthening workforce, and supporting economic development.
- Improving internal processes to better serve our customers.

1b. What does this program do?

- Regulates 3,274 underground petroleum storage tank (UST) facilities.
- Promotes the safe operation, closure, and remediation of tanks sites.
- Oversees the registration, inspection, and closure of UST systems.
- Reports, investigates, and performs risk-based cleanups of releases from USTs and aboveground storage tanks (ASTs).
- Ensures compliance with financial responsibility requirements.

PROGRAM DESCRIPTION

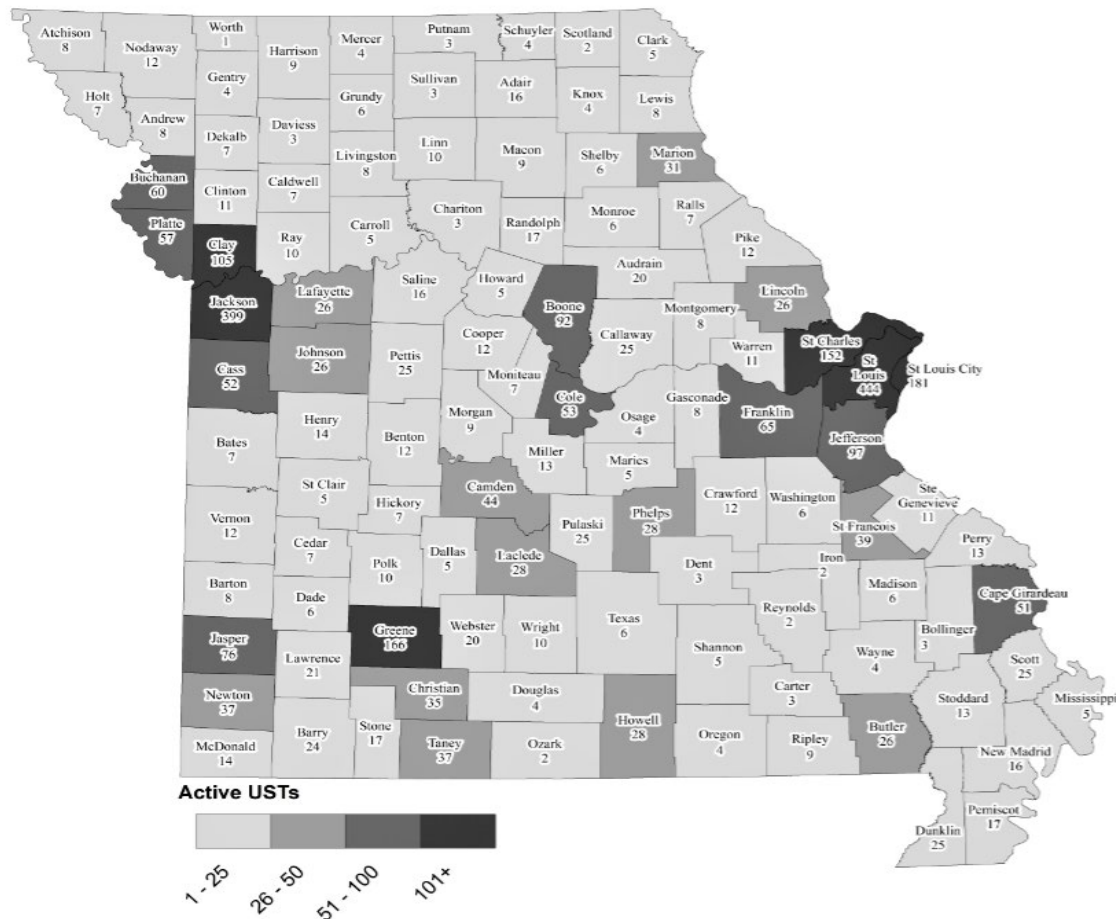
**Department of Natural Resources
AWO - Petroleum Related Activities**

HB Section(s): 6.290

Agency Wide Operations - Petroleum Related Activities

2a. Provide an activity measure(s) for the program.

3,274 Active Underground Storage Tank Facilities as of June 2021



Active Underground Storage Tank Facilities

This map represents, by county, the number of active facilities with underground petroleum storage tanks as of June 2021.

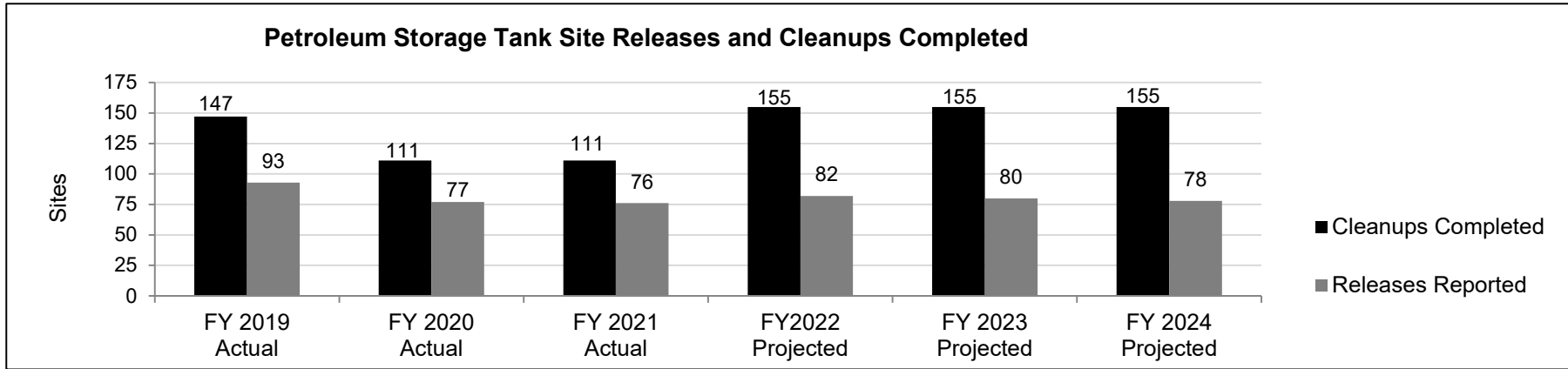
Total Active Facilities = 3,274
Active Facilities are sites that have either currently-in-use, or out-of-use tanks, or a combination of both.

PROGRAM DESCRIPTION

Department of Natural Resources
AWO - Petroleum Related Activities
Agency Wide Operations - Petroleum Related Activities

HB Section(s): 6.290

2a. Provide an activity measure(s) for the program (continued).



Base Goal: Complete 155 Cleanups

Stretch Goal: Complete 165 Cleanups

The Program currently projects cleanups of 155 sites annually. The three-year average of new cleanup sites is 82 per year. We anticipate this number to decline in future years due to tank installation certification and operator self-inspection requirements. FY 2020 and FY 2021 cleanups were lower due to impact of COVID-19 on contractor activities and property transfers, as well as the Department's replacement of several senior project-manager positions. As new staff gain experience and as the economy rebounds, cleanup numbers are projected to increase.

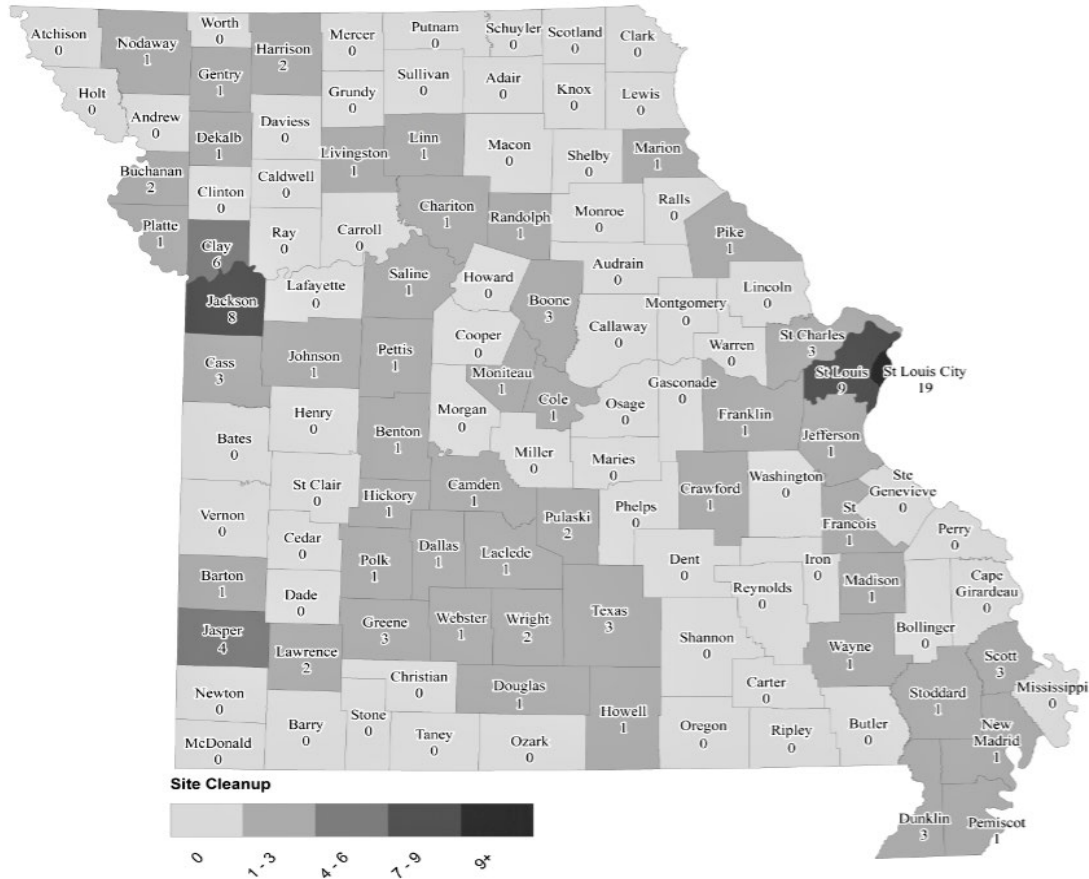
PROGRAM DESCRIPTION

Department of Natural Resources
AWO - Petroleum Related Activities
Agency Wide Operations - Petroleum Related Activities

HB Section(s): 6.290

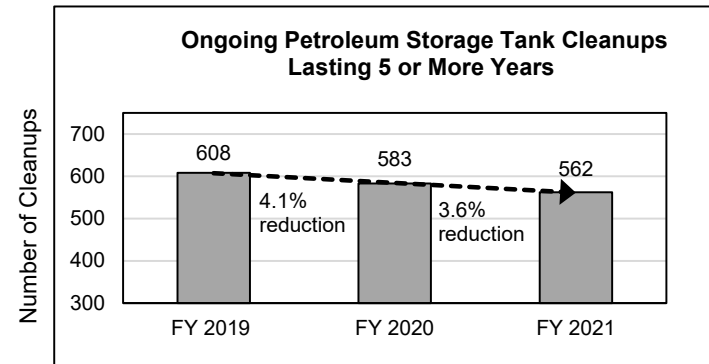
2b. Provide a measure(s) of the program's quality.

111 Petroleum Storage Tank Release Cleanups Completed in Fiscal Year 2021



Missouri has completed 7,234 cleanups (90.19%) of the petroleum releases reported to date. This exceeds U.S. EPA's national cleanup goal of 88%.

Base Goal = 91.0% Stretch Goal = 92.0%



Ongoing Cleanups (790)
 228 sites
 562 sites

Years in Cleanup
 0 to < 5 Years
 > 5 Years

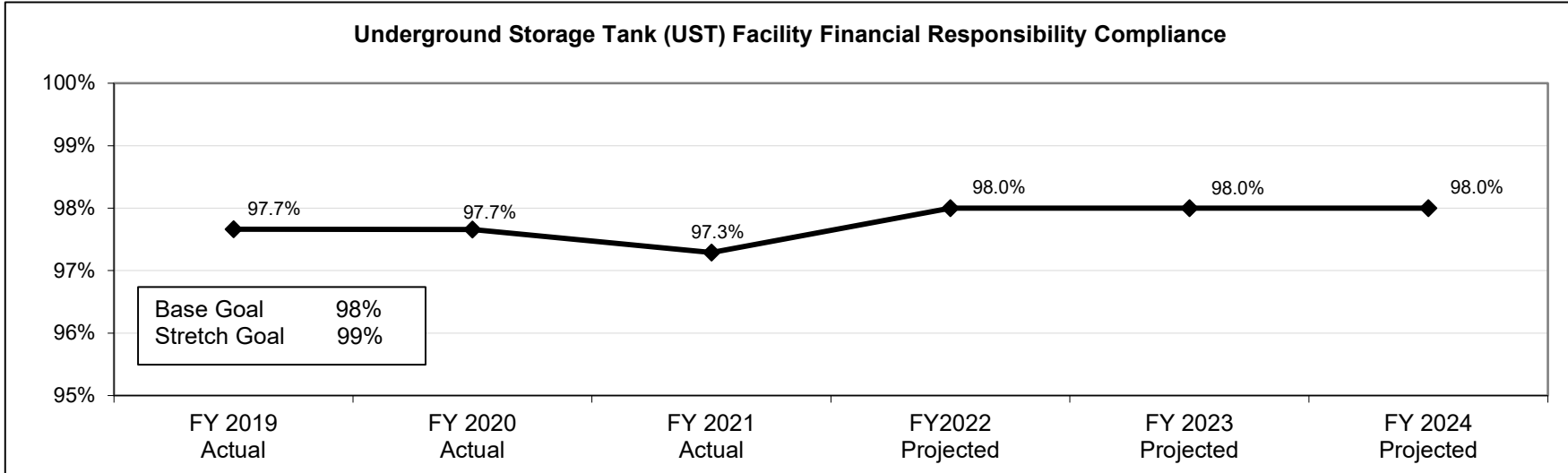
The Department's goal is to reduce the number of legacy site cleanups so that more sites can be cleaned up within 5 years or less.

PROGRAM DESCRIPTION

Department of Natural Resources
AWO - Petroleum Related Activities
Agency Wide Operations - Petroleum Related Activities

HB Section(s): 6.290

2c. Provide a measure(s) of the program's impact.



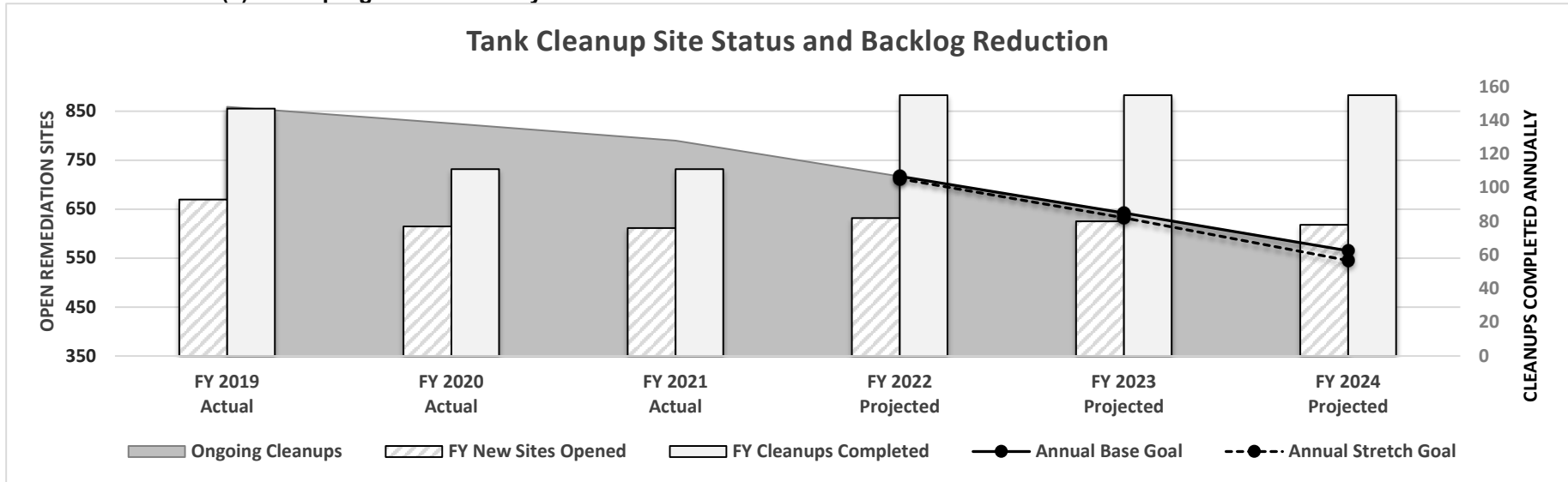
Financial Responsibility (FR) is required for all regulated facilities, approximately 3,099. This requirement assures money will be available for cleanup if a UST leak occurs. Not having an FR mechanism in place can delay or even halt a cleanup. About 77% of tank owners use the Petroleum Storage Tank Insurance Fund (PSTIF) to satisfy their FR requirement.

PROGRAM DESCRIPTION

Department of Natural Resources
AWO - Petroleum Related Activities
Agency Wide Operations - Petroleum Related Activities

HB Section(s): 6.290

2d. Provide a measure(s) of the program's efficiency.



	FY 2019 Actual	FY 2020 Actual	FY 2021 Actual	FY 2022 Projected	FY 2023 Projected	FY 2024 Projected
Active Cleanup Backlog	859	825	790	717	642	565
FY Cleanups Completed	147	111	111	155	155	155
FY Releases Added	93	77	76	82	80	78
FY Reduction of Sites	54	34	35	73	75	77

Base Goal: Backlog reduction with 155 cleanups completed each year.
 Stretch Goal: Backlog reduction beginning with 160 cleanups completed in FY 2022 and increasing by 5 sites each year.

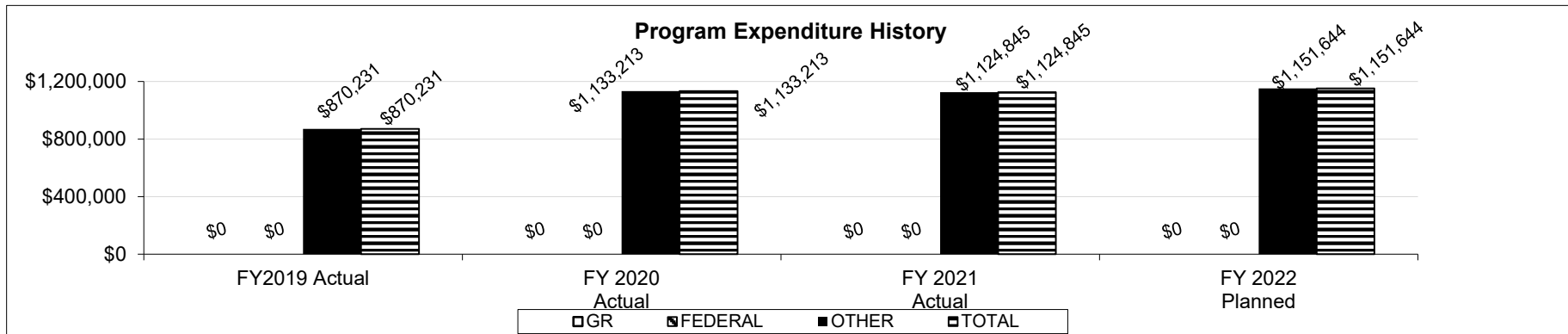
At full appropriation, 15.5 project-managers work on 790 tank remediation projects, approximately 51 sites per project-manager. Reporting of new petroleum releases are anticipated to decline in future years due to tank installation certification and operator self-inspection requirements. Receiving fewer new releases allows more time to work on existing petroleum cleanups. Impacts from COVID-19 and replacement of several senior project-manager positions are evident in FY 2020 and FY 2021.

PROGRAM DESCRIPTION

Department of Natural Resources
AWO - Petroleum Related Activities
Agency Wide Operations - Petroleum Related Activities

HB Section(s): 6.290

3. Provide actual expenditures for the prior three fiscal years and planned expenditures for the current fiscal year. (Note: Amounts do not include fringe benefit costs.)



This budget does not contain General Revenue.

FY 2022 Planned is shown at full appropriation.

4. What are the sources of the "Other " funds?

Petroleum Storage Tank Insurance Fund (0585)

5. What is the authorization for this program, i.e., federal or state statute, etc.? (Include the federal program number, if applicable.)

40 CFR Part 281 Undergound Storage Tank (UST) Program
RSMo 319.100 through 319.139 Petroleum Storage Tanks

6. Are there federal matching requirements? If yes, please explain.

No

7. Is this a federally mandated program? If yes, please explain.

The state has authority under 40 CFR Part 281 and has received approval from EPA to operate the UST Program.

This page was intentionally left blank.

CORE DECISION ITEM

Department of Natural Resources	Budget Unit <u>78875C</u>
Division of Environmental Quality	
Waste Management Program Operations Core	HB Section <u>6.225</u>

1. CORE FINANCIAL SUMMARY

	FY 2023 Budget Request					FY 2023 Governor's Recommendation			
	GR	Federal	Other	Total		GR	Fed	Other	Total
PS	0	958,127	2,912,560	3,870,687	PS	0	958,127	2,912,560	3,870,687
EE	0	59,200	357,141	416,341	EE	0	59,200	357,141	416,341
PSD	0	0	0	0	PSD	0	0	0	0
Total	0	1,017,327	3,269,701	4,287,028	Total	0	1,017,327	3,269,701	4,287,028
FTE	0.00	20.02	55.93	75.95	FTE	0.00	20.02	55.93	75.95
Est. Fringe	0	574,876	1,747,536	2,322,412	Est. Fringe	0	574,876	1,747,536	2,322,412

Note: Fringes budgeted in House Bill 5 except for certain fringes budgeted directly to MoDOT, Highway Patrol, and Conservation.

Note: Fringes budgeted in House Bill 5 except for certain fringes budgeted directly to MoDOT, Highway Patrol, and Conservation.

Other Funds: Coal Combustion Residuals (0551); Solid Waste Management Fund - Scrap Tire Subaccount (0569); Solid Waste Management Fund (0570); Hazardous Waste Fund (0676)

Core Reallocation: The FY 2023 Budget Request includes a core reallocation of \$42,773 and 1 FTE from the Environmental Remediation Program. This reallocation is needed to complete the reorganization between the Environmental Remediation and Waste Management Programs from the FY 2021 budget.

Core Reduction: The FY 2023 Budget Request includes a voluntary core reduction of \$50,000 Personal Services and \$10,000 in Expense and Equipment.

This core budget is facing fiscal challenges.

2. CORE DESCRIPTION

The Waste Management Program operates two federally-authorized Resource Conservation and Recovery Act (RCRA) regulatory programs, one pursuant to 40 CFR Part 258, Subtitle D for Sanitary Landfill design and operation, and one pursuant to 40 CFR §272.1300 authorizing Missouri to administer and enforce a hazardous waste management program in lieu of the Federal RCRA Subtitle C program.

Under RCRA Subtitle D and state laws and regulations, the program issues permits, enforces, and oversees sanitary, construction and demolition, special waste, and utility waste landfills; solid waste processing facilities, such as transfer stations; infectious waste; and material recovery facilities, as set forth in the Solid Waste Management Law. Program staff conducts civil investigations of illegal dumping and investigates possible migration of methane gas from solid waste disposal areas and seepage of leachate and methane gas into groundwater. The Scrap Tire Unit plans and oversees scrap tire dump cleanup activities; awards scrap tire material resurfacing and market development grants; reviews scrap tire hauler, processor, and site permits; and provides technical assistance for beneficial use determinations. The program, working with a statewide network of partners, strives to protect the environment and public health by minimizing solid waste generated by Missouri citizens, businesses, and institutions through effective and efficient materials management through Department oversight of the twenty (20) solid waste management districts and the district grant program.

CORE DECISION ITEM

Department of Natural Resources	Budget Unit <u>78875C</u>
Division of Environmental Quality	
Waste Management Program Operations Core	HB Section <u>6.225</u>

2. CORE DESCRIPTION (continued)

Under RCRA Subtitle C and state laws and regulations, the program issues permits, enforces, and oversees the management of hazardous waste including efforts to reduce hazardous waste production and oversight of hazardous waste generation, transportation, storage, and disposal at businesses in accordance with the federal Toxic Substance Control Act.

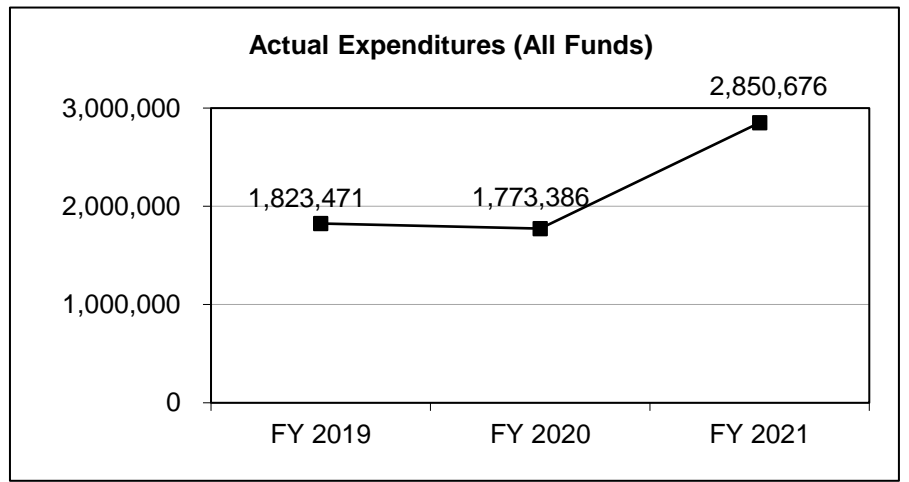
The program's pass-through authority is located in a separate core decision item form.

3. PROGRAM LISTING (list programs included in this core funding)

Waste Management Program

4. FINANCIAL HISTORY

	FY 2019 Actual	FY 2020 Actual	FY 2021 Actual	FY 2022 Current Yr.
Appropriation (All Funds)	2,335,583	2,533,540	4,191,519	4,304,255
Less Reverted (All Funds)	0	0	0	0
Less Restricted (All Funds)	0	0	0	0
Budget Authority (All Funds)	2,335,583	2,533,540	4,191,519	4,304,255
Actual Expenditures (All Funds)	1,823,471	1,773,386	2,850,676	N/A
Unexpended (All Funds)	512,112	760,154	1,340,843	N/A
Unexpended, by Fund:				
General Revenue	0	0	0	N/A
Federal	200	200	205,019	N/A
Other	511,912	759,954	1,135,824	N/A
	(1,2)	(1,2)	(1,3)	(0)



Reverted includes the statutory three-percent reserve amount (when applicable).
 Restricted includes any Governor's Expenditure Restrictions which remained at the end of the fiscal year (when applicable).

- NOTES:**
- (1) Fiscal uncertainties and hiring limitations have resulted in lower operating expenditures. The program has managed expenditures to stay within available resources.
 - (2) Data does not reflect the FY 2021 core reallocation of staff from the Environmental Remediation Program. This reallocation was needed due to a reorganization between the Environmental Remediation and Waste Management Programs.
 - (3) Beginning in FY 2021, data reflects the reallocation of staff from the Environmental Remediation Program.

CORE RECONCILIATION DETAIL

**DEPARTMENT OF NATURAL RESOURCES
WASTE MGMT PROGRAM**

5. CORE RECONCILIATION DETAIL

				Budget Class	FTE	GR	Federal	Other	Total	Explanation
TAFP AFTER VETOES										
				PS	74.95	0	985,457	2,892,457	3,877,914	
				EE	0.00	0	59,200	367,141	426,341	
				Total	74.95	0	1,044,657	3,259,598	4,304,255	
DEPARTMENT CORE ADJUSTMENTS										
Core Reduction	968	5392		EE	0.00	0	0	(10,000)	(10,000)	Voluntary core reductions will more closely align the budget with planned spending.
Core Reduction	1258	6667		PS	0.00	0	(50,000)	0	(50,000)	Voluntary core reductions will more closely align the budget with planned spending.
Core Reallocation	1254	6667		PS	0.56	0	22,670	0	22,670	Core Reallocation from the Environmental Remediation Program.
Core Reallocation	1254	6095		PS	0.44	0	0	20,103	20,103	Core Reallocation from the Environmental Remediation Program.
Core Reallocation	1255	6095		PS	0.00	0	0	0	0	Core reallocations will more closely align the budget with planned spending.
Core Reallocation	1255	6667		PS	(0.00)	0	0	0	0	Core reallocations will more closely align the budget with planned spending.
Core Reallocation	1255	5390		PS	0.00	0	0	0	0	Core reallocations will more closely align the budget with planned spending.

CORE RECONCILIATION DETAIL

**DEPARTMENT OF NATURAL RESOURCES
WASTE MGMT PROGRAM**

5. CORE RECONCILIATION DETAIL

	Budget Class	FTE	GR	Federal	Other	Total	Explanation
DEPARTMENT CORE ADJUSTMENTS							
Core Reallocation	1255 5389 PS	(0.00)	0	0	0		0 Core reallocations will more closely align the budget with planned spending.
NET DEPARTMENT CHANGES		1.00	0	(27,330)	10,103	(17,227)	
DEPARTMENT CORE REQUEST							
	PS	75.95	0	958,127	2,912,560	3,870,687	
	EE	0.00	0	59,200	357,141	416,341	
	Total	75.95	0	1,017,327	3,269,701	4,287,028	
GOVERNOR'S RECOMMENDED CORE							
	PS	75.95	0	958,127	2,912,560	3,870,687	
	EE	0.00	0	59,200	357,141	416,341	
	Total	75.95	0	1,017,327	3,269,701	4,287,028	

DEPARTMENT OF NATURAL RESOURCES

DECISION ITEM SUMMARY

Budget Unit								
Decision Item	FY 2021	FY 2021	FY 2022	FY 2022	FY 2023	FY 2023	FY 2023	FY 2023
Budget Object Summary	ACTUAL	ACTUAL	BUDGET	BUDGET	DEPT REQ	DEPT REQ	GOV REC	GOV REC
Fund	DOLLAR	FTE	DOLLAR	FTE	DOLLAR	FTE	DOLLAR	FTE
WASTE MGMT PROGRAM								
CORE								
PERSONAL SERVICES								
DEPT NATURAL RESOURCES	728,617	13.94	985,457	19.46	958,127	20.02	958,127	20.02
COAL COMBUSTION RESIDUALS SUB	0	0.00	288,830	5.00	288,830	5.00	288,830	5.00
SOLID WASTE MGMT-SCRAP TIRE	158,184	3.18	239,838	4.70	239,838	4.70	239,838	4.70
SOLID WASTE MANAGEMENT	1,295,882	24.92	1,641,066	31.30	1,641,066	31.30	1,641,066	31.30
HAZARDOUS WASTE FUND	540,218	10.74	722,723	14.49	742,826	14.93	742,826	14.93
TOTAL - PS	2,722,901	52.78	3,877,914	74.95	3,870,687	75.95	3,870,687	75.95
EXPENSE & EQUIPMENT								
DEPT NATURAL RESOURCES	9,885	0.00	59,200	0.00	59,200	0.00	59,200	0.00
COAL COMBUSTION RESIDUALS SUB	0	0.00	27,002	0.00	27,002	0.00	27,002	0.00
SOLID WASTE MGMT-SCRAP TIRE	4,666	0.00	37,001	0.00	27,001	0.00	27,001	0.00
SOLID WASTE MANAGEMENT	84,480	0.00	274,138	0.00	274,138	0.00	274,138	0.00
HAZARDOUS WASTE FUND	28,744	0.00	29,000	0.00	29,000	0.00	29,000	0.00
TOTAL - EE	127,775	0.00	426,341	0.00	416,341	0.00	416,341	0.00
TOTAL	2,850,676	52.78	4,304,255	74.95	4,287,028	75.95	4,287,028	75.95
Pay Plan - 0000012								
PERSONAL SERVICES								
DEPT NATURAL RESOURCES	0	0.00	0	0.00	0	0.00	58,845	0.00
COAL COMBUSTION RESIDUALS SUB	0	0.00	0	0.00	0	0.00	16,043	0.00
SOLID WASTE MGMT-SCRAP TIRE	0	0.00	0	0.00	0	0.00	15,773	0.00
SOLID WASTE MANAGEMENT	0	0.00	0	0.00	0	0.00	99,242	0.00
HAZARDOUS WASTE FUND	0	0.00	0	0.00	0	0.00	45,603	0.00
TOTAL - PS	0	0.00	0	0.00	0	0.00	235,506	0.00
TOTAL	0	0.00	0	0.00	0	0.00	235,506	0.00
Pay Plan FY22-Cost to Continue - 0000013								
PERSONAL SERVICES								
DEPT NATURAL RESOURCES	0	0.00	0	0.00	9,782	0.00	9,782	0.00
COAL COMBUSTION RESIDUALS SUB	0	0.00	0	0.00	2,860	0.00	2,860	0.00
SOLID WASTE MGMT-SCRAP TIRE	0	0.00	0	0.00	2,374	0.00	2,374	0.00
SOLID WASTE MANAGEMENT	0	0.00	0	0.00	16,250	0.00	16,250	0.00

1/31/22 7:53

im_disummary

DEPARTMENT OF NATURAL RESOURCES

DECISION ITEM SUMMARY

Budget Unit								
Decision Item	FY 2021	FY 2021	FY 2022	FY 2022	FY 2023	FY 2023	FY 2023	FY 2023
Budget Object Summary	ACTUAL	ACTUAL	BUDGET	BUDGET	DEPT REQ	DEPT REQ	GOV REC	GOV REC
Fund	DOLLAR	FTE	DOLLAR	FTE	DOLLAR	FTE	DOLLAR	FTE
WASTE MGMT PROGRAM								
Pay Plan FY22-Cost to Continue - 0000013								
PERSONAL SERVICES								
HAZARDOUS WASTE FUND	0	0.00	0	0.00	7,553	0.00	7,553	0.00
TOTAL - PS	0	0.00	0	0.00	38,819	0.00	38,819	0.00
TOTAL	0	0.00	0	0.00	38,819	0.00	38,819	0.00
GRAND TOTAL	\$2,850,676	52.78	\$4,304,255	74.95	\$4,325,847	75.95	\$4,561,353	75.95

DEPARTMENT OF NATURAL RESOURCES

DECISION ITEM DETAIL

Budget Unit	FY 2021	FY 2021	FY 2022	FY 2022	FY 2023	FY 2023	FY 2023	FY 2023
Decision Item	ACTUAL	ACTUAL	BUDGET	BUDGET	DEPT REQ	DEPT REQ	GOV REC	GOV REC
Budget Object Class	DOLLAR	FTE	DOLLAR	FTE	DOLLAR	FTE	DOLLAR	FTE
WASTE MGMT PROGRAM								
CORE								
ADMIN OFFICE SUPPORT ASSISTANT	1,300	0.04	0	0.00	0	0.00	0	0.00
SR OFFICE SUPPORT ASSISTANT	3,471	0.14	0	0.00	0	0.00	0	0.00
ACCOUNTING SPECIALIST II	1,946	0.04	0	0.00	0	0.00	0	0.00
ACCOUNTING CLERK	177	0.00	0	0.00	0	0.00	0	0.00
RESEARCH ANAL II	3,276	0.08	0	0.00	0	0.00	0	0.00
PUBLIC INFORMATION SPEC II	251	0.00	0	0.00	0	0.00	0	0.00
PUBLIC INFORMATION COOR	300	0.00	0	0.00	0	0.00	0	0.00
MANAGEMENT ANALYSIS SPEC II	4,226	0.09	0	0.00	0	0.00	0	0.00
PLANNER III	4,112	0.08	0	0.00	0	0.00	0	0.00
ENVIRONMENTAL SPEC II	1,615	0.04	0	0.00	0	0.00	0	0.00
ENVIRONMENTAL SPEC III	21,765	0.48	0	0.00	0	0.00	0	0.00
ENVIRONMENTAL ENGR II	17,492	0.35	0	0.00	0	0.00	0	0.00
ENVIRONMENTAL ENGR III	4,897	0.08	0	0.00	0	0.00	0	0.00
ENVIRONMENTAL ENGR IV	14,427	0.21	0	0.00	0	0.00	0	0.00
ENVIRONMENTAL SCIENTIST	10,725	0.21	0	0.00	0	0.00	0	0.00
ENVIRONMENTAL SUPERVISOR	16,908	0.30	0	0.00	0	0.00	0	0.00
ENVIRONMENTAL MGR B1	6,714	0.09	0	0.00	0	0.00	0	0.00
FISCAL & ADMINISTRATIVE MGR B1	2,504	0.04	0	0.00	0	0.00	0	0.00
STAFF DIRECTOR	81,230	1.00	82,041	1.00	82,042	1.00	82,042	1.00
OFFICE WORKER MISCELLANEOUS	9,497	0.29	0	0.00	0	0.00	0	0.00
MISCELLANEOUS TECHNICAL	17,918	0.57	0	0.00	0	0.00	0	0.00
SPECIAL ASST PROFESSIONAL	36,977	0.56	37,134	0.56	44,131	0.66	44,131	0.66
ADMIN SUPPORT ASSISTANT	52,845	1.89	111,722	4.00	113,370	4.00	113,370	4.00
LEAD ADMIN SUPPORT ASSISTANT	19,239	0.62	62,042	2.00	63,079	2.00	63,079	2.00
ADMIN SUPPORT PROFESSIONAL	23,468	0.67	34,469	1.00	35,390	1.00	35,390	1.00
ADMINISTRATIVE MANAGER	39,593	0.66	60,721	1.00	63,217	1.00	63,217	1.00
PROGRAM SPECIALIST	15,392	0.34	46,637	1.00	46,638	1.00	46,638	1.00
SENIOR PROGRAM SPECIALIST	46,863	0.96	49,614	1.00	49,614	1.00	49,614	1.00
PROGRAM COORDINATOR	143,511	3.01	145,109	3.00	145,120	3.00	145,120	3.00
ASSOC RESEARCH/DATA ANALYST	49,059	1.26	77,706	2.00	121,061	3.00	121,061	3.00
SR PUBLIC RELATIONS SPECIALIST	5,683	0.15	5,993	0.15	5,992	0.15	5,992	0.15
PUBLIC RELATIONS COORDINATOR	7,027	0.15	7,161	0.15	5,992	0.15	5,992	0.15

DEPARTMENT OF NATURAL RESOURCES

DECISION ITEM DETAIL

Budget Unit	FY 2021	FY 2021	FY 2022	FY 2022	FY 2023	FY 2023	FY 2023	FY 2023
Decision Item	ACTUAL	ACTUAL	BUDGET	BUDGET	DEPT REQ	DEPT REQ	GOV REC	GOV REC
Budget Object Class	DOLLAR	FTE	DOLLAR	FTE	DOLLAR	FTE	DOLLAR	FTE
WASTE MGMT PROGRAM								
CORE								
ASSISTANT ENGINEER	49,530	1.02	0	0.00	0	0.00	0	0.00
ASSOCIATE ENGINEER	380,562	7.46	841,983	16.00	845,749	16.00	845,749	16.00
PROFESSIONAL ENGINEER	112,976	1.92	297,653	5.00	297,653	5.00	297,653	5.00
SENIOR PROFESSIONAL ENGINEER	77,962	1.07	73,062	1.00	67,218	1.00	67,218	1.00
ENGINEER SUPERVISOR	259,344	3.78	277,554	4.00	277,555	4.00	277,555	4.00
ENVIRONMENTAL PROGRAM ANALYST	488,929	10.96	914,652	18.92	931,457	19.87	931,457	19.87
ENVIRONMENTAL PROGRAM SPEC	314,809	5.69	336,498	6.00	260,566	5.00	260,566	5.00
ENVIRONMENTAL PROGRAM SPV	194,635	3.46	227,617	4.00	226,296	4.00	226,296	4.00
ENVIRONMENTAL PROGRAM MANAGER	130,771	1.92	137,820	2.05	137,821	2.00	137,821	2.00
ACCOUNTS ASSISTANT	2,660	0.09	2,865	0.09	2,864	0.09	2,864	0.09
SENIOR ACCOUNTS ASSISTANT	1,067	0.03	1,228	0.03	1,229	0.03	1,229	0.03
ACCOUNTANT	44,225	0.96	46,633	1.00	46,633	1.00	46,633	1.00
SENIOR EPIDEMIOLOGIST	1,023	0.02	0	0.00	0	0.00	0	0.00
TOTAL - PS	2,722,901	52.78	3,877,914	74.95	3,870,687	75.95	3,870,687	75.95
TRAVEL, IN-STATE	10,567	0.00	75,980	0.00	74,980	0.00	74,980	0.00
TRAVEL, OUT-OF-STATE	0	0.00	8,223	0.00	7,223	0.00	7,223	0.00
FUEL & UTILITIES	252	0.00	360	0.00	360	0.00	360	0.00
SUPPLIES	12,088	0.00	54,109	0.00	48,359	0.00	48,359	0.00
PROFESSIONAL DEVELOPMENT	16,451	0.00	52,811	0.00	52,311	0.00	52,311	0.00
COMMUNICATION SERV & SUPP	14,597	0.00	24,492	0.00	27,292	0.00	27,292	0.00
PROFESSIONAL SERVICES	33,394	0.00	146,188	0.00	139,088	0.00	139,088	0.00
M&R SERVICES	7,586	0.00	19,892	0.00	19,392	0.00	19,392	0.00
COMPUTER EQUIPMENT	1,241	0.00	0	0.00	0	0.00	0	0.00
MOTORIZED EQUIPMENT	0	0.00	1	0.00	1	0.00	1	0.00
OFFICE EQUIPMENT	5,684	0.00	6,613	0.00	11,113	0.00	11,113	0.00
OTHER EQUIPMENT	22,131	0.00	32,300	0.00	30,800	0.00	30,800	0.00
PROPERTY & IMPROVEMENTS	3,067	0.00	1	0.00	1	0.00	1	0.00
BUILDING LEASE PAYMENTS	0	0.00	3,465	0.00	3,465	0.00	3,465	0.00
EQUIPMENT RENTALS & LEASES	0	0.00	1,064	0.00	1,064	0.00	1,064	0.00

DEPARTMENT OF NATURAL RESOURCES

DECISION ITEM DETAIL

Budget Unit	FY 2021	FY 2021	FY 2022	FY 2022	FY 2023	FY 2023	FY 2023	FY 2023
Decision Item	ACTUAL	ACTUAL	BUDGET	BUDGET	DEPT REQ	DEPT REQ	GOV REC	GOV REC
Budget Object Class	DOLLAR	FTE	DOLLAR	FTE	DOLLAR	FTE	DOLLAR	FTE
WASTE MGMT PROGRAM								
CORE								
MISCELLANEOUS EXPENSES	717	0.00	842	0.00	892	0.00	892	0.00
TOTAL - EE	127,775	0.00	426,341	0.00	416,341	0.00	416,341	0.00
GRAND TOTAL	\$2,850,676	52.78	\$4,304,255	74.95	\$4,287,028	75.95	\$4,287,028	75.95
GENERAL REVENUE	\$0	0.00	\$0	0.00	\$0	0.00	\$0	0.00
FEDERAL FUNDS	\$738,502	13.94	\$1,044,657	19.46	\$1,017,327	20.02	\$1,017,327	20.02
OTHER FUNDS	\$2,112,174	38.84	\$3,259,598	55.49	\$3,269,701	55.93	\$3,269,701	55.93

This page was intentionally left blank.

CORE DECISION ITEM

Department of Natural Resources	Budget Unit <u>79340C, 79455C</u>
Division of Environmental Quality	
Solid Waste Management PSDs Core	HB Section <u>6.270, 6.280</u>

1. CORE FINANCIAL SUMMARY

	FY 2023 Budget Request				FY 2023 Governor's Recommendation				
	GR	Federal	Other	Total	GR	Fed	Other	Total	
PS	0	0	109	109	PS	0	0	109	109
EE	0	0	1,644,191	1,644,191	EE	0	0	1,644,191	1,644,191
PSD	0	0	13,278,602	13,278,602	PSD	0	0	13,278,602	13,278,602
Total	0	0	14,922,902	14,922,902	Total	0	0	14,922,902	14,922,902
FTE	0.00	0.00	0.00	0.00	FTE	0.00	0.00	0.00	0.00
Est. Fringe	0	0	65	65	Est. Fringe	0	0	65	65

Note: Fringes budgeted in House Bill 5 except for certain fringes budgeted directly to MoDOT, Highway Patrol, and Conservation.

Other Funds: Postclosure Fund (0198); Solid Waste Management Fund - Scrap Tire Subaccount (0569); Solid Waste Management Fund (0570)

Core Reduction: The FY 2023 Budget Request includes a voluntary General Revenue core reduction of \$21,016 Personal Service, \$128,491 in Expense and Equipment and \$1,509 in PSD. See corresponding FY 2023 Solid Waste Forfeiture NDI requests.

2. CORE DESCRIPTION

The Waste Management Program provides management and oversight of the following pass-through programs:

Solid Waste Management PSD: The program provides approximately \$8 million annually to the solid waste management districts for administration and funding of community-based "reduce, reuse, and recycle" grants. This grant program builds solid waste management infrastructure to better use materials that otherwise would have been disposed of in landfills or illegally dumped. Through projects funded by the district grant program, opportunities are provided to communities throughout Missouri to create and/or retain "green jobs" in the recycling sector of the Missouri economy. These grants encourage waste reduction, reuse, recycling, energy recovery, and efficient processing of Missouri's solid wastes. Local governments, small and large businesses, schools, sheltered workshops, and individuals seek and receive grants to support activities to remove materials from the waste stream and return the materials for beneficial reuse or energy recovery. The program also supports the removal of illegally dumped scrap tires from the environment by providing funds for tire dump cleanup activities, as well as funding scrap tire material surfacing grants.

Financial Assurance Instruments (FAIs) PSD: FAIs are collateral provided to the state by landfill and scrap tire site owners/operators to properly implement closure and/or postclosure activities should the owner/operator fail to do so or is no longer capable of doing so. Sufficient financial assurance is needed to ensure closure and/or postclosure activities for solid waste facilities are conducted when needed to protect public health and the environment. This involves activities required to ensure closed landfills have adequate funding and controls in place to ensure environmental protection for at least 30 years after the landfill closes. Such activities include: maintenance or replacement of the landfill cover, which costs several thousands of dollars per acre; an adequate soil/vegetative cap to prevent water infiltration; methane gas monitoring to protect public safety; monitoring for potential groundwater and surface water impacts; and erosion control and groundskeeping (i.e., mowing and removal of trees).

CORE DECISION ITEM

Department of Natural Resources
Division of Environmental Quality
Solid Waste Management PSDs Core

Budget Unit 79340C, 79455C

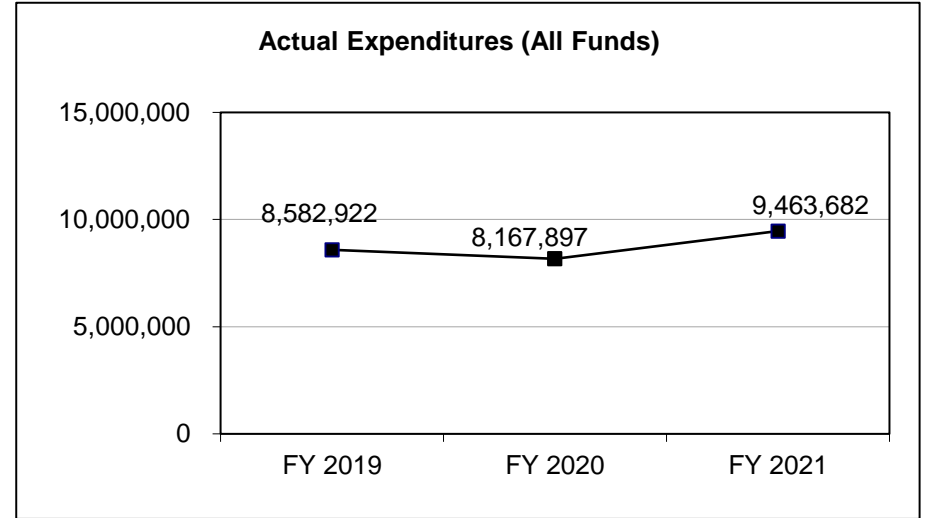
HB Section 6.270, 6.280

3. PROGRAM LISTING (list programs included in this core funding)

Waste Management Program

4. FINANCIAL HISTORY

	FY 2019 Actual	FY 2020 Actual	FY 2021 Actual	FY 2022 Current Yr.
Appropriation (All Funds)	20,072,996	15,073,403	15,073,709	15,073,918
Less Reverted (All Funds)	0	0	0	0
Less Restricted (All Funds)	0	0	0	0
Budget Authority (All Funds)	20,072,996	15,073,403	15,073,709	15,073,918
Actual Expenditures (All Funds)	8,582,922	8,167,897	9,463,682	N/A
Unexpended (All Funds)	11,490,074	6,905,506	5,610,027	N/A
Unexpended, by Fund:				
General Revenue	82,641	135,935	110,582	N/A
Federal	0	0	0	N/A
Other	11,407,433	6,769,571	5,499,445	N/A
	(1,2,3)	(1,2,3)	(1,2,3)	(0)



Reverted includes the statutory three-percent reserve amount (when applicable).

Restricted includes any Governor's Expenditure Restrictions which remained at the end of the fiscal year (when applicable).

(continued on following page)

CORE DECISION ITEM

Department of Natural Resources	Budget Unit <u>79340C, 79455C</u>
Division of Environmental Quality	
Solid Waste Management PSDs Core	HB Section <u>6.270, 6.280</u>

4. FINANCIAL HISTORY (continued)

NOTES:

(1) Appropriations are set at a level to accommodate solid waste management district allocation amounts as they become known and remittable, scrap tire activities as they are awarded and completed, and work awarded and completed on landfills where the program had forfeited assurance instrument funds available for payment. Funds obligated for multi-year projects roll to the next fiscal year's core appropriation, resulting in large unexpended balance s.

(2) General Revenue lapses and a portion of the other funds lapses are due to the multi-year nature and timing of forfeiture encumbrances and expenditures. During postclosure maintenance, extraordinary expenses may periodically occur and require immediate attention (i.e., methane gas system repairs, erosion control, cap failures, and leachate collection system repairs). However, if those expenses do not occur, the appropriation balance may lapse.

(3) The FY 2022 PSD core appropriations include: \$12,498,820 for solid waste activities from the Solid Waste Management Fund (0570); \$2,000,000 for scrap tire activities from the SWMF-Scrap Tire Subaccount (0569); \$151,016 forfeited financial assurance instrument funds and accrued interest held as required by 260.228 RSMo in the State General Revenue Fund (0101); and \$424,082 for forfeited financial assurance instrument funds and accrued interest held in the Postclosure Fund (0198) to allow for expenditures that may be ongoing over a 30-year period for each of the specified facilities.

The following table shows financial data for the pass-through budget units included in this form.

	FY 2019	FY 2020	FY 2021	FY 2022	FY 2023
	Actual	Actual	Actual	Current	Gov Rec
Solid Waste PSD (79340C)	8,512,263	8,150,378	9,423,456	14,498,820	14,498,820
Forfeitures PSD (79455C)	70,659	17,519	40,226	575,098	424,082
Total	8,582,922	8,167,897	9,463,682	15,073,918	14,922,902

CORE RECONCILIATION DETAIL

**DEPARTMENT OF NATURAL RESOURCES
SOLID WASTE MANAGEMENT PSDS**

5. CORE RECONCILIATION DETAIL

				Budget Class	FTE	GR	Federal	Other	Total	Explanation
TAFP AFTER VETOES										
				EE	0.00	0	0	1,220,308	1,220,308	
				PD	0.00	0	0	13,278,512	13,278,512	
				Total	0.00	0	0	14,498,820	14,498,820	
DEPARTMENT CORE ADJUSTMENTS										
Core Reallocation	969	9161		PD	0.00	0	0	500,000	500,000	Core reallocations will more closely align the budget with planned spending.
Core Reallocation	969	1418		PD	0.00	0	0	(500,000)	(500,000)	Core reallocations will more closely align the budget with planned spending.
NET DEPARTMENT CHANGES					0.00	0	0	0	0	
DEPARTMENT CORE REQUEST										
				EE	0.00	0	0	1,220,308	1,220,308	
				PD	0.00	0	0	13,278,512	13,278,512	
				Total	0.00	0	0	14,498,820	14,498,820	
GOVERNOR'S RECOMMENDED CORE										
				EE	0.00	0	0	1,220,308	1,220,308	
				PD	0.00	0	0	13,278,512	13,278,512	
				Total	0.00	0	0	14,498,820	14,498,820	

CORE RECONCILIATION DETAIL

**DEPARTMENT OF NATURAL RESOURCES
SOLID WASTE FORFEITURES**

5. CORE RECONCILIATION DETAIL

		Budget Class	FTE	GR	Federal	Other	Total	Explanation
TAFP AFTER VETOES								
		PS	0.00	21,016	0	109	21,125	
		EE	0.00	128,491	0	423,883	552,374	
		PD	0.00	1,509	0	90	1,599	
		Total	0.00	151,016	0	424,082	575,098	
DEPARTMENT CORE ADJUSTMENTS								
Core Reduction	1559 4303	PS	0.00	(21,016)	0	0	(21,016)	Voluntary core reduction. See corresponding Solid Waste Forfeiture NDI requests.
Core Reduction	1559 9056	EE	0.00	(128,491)	0	0	(128,491)	Voluntary core reduction. See corresponding Solid Waste Forfeiture NDI requests.
Core Reduction	1559 9056	PD	0.00	(1,509)	0	0	(1,509)	Voluntary core reduction. See corresponding Solid Waste Forfeiture NDI requests.
NET DEPARTMENT CHANGES			0.00	(151,016)	0	0	(151,016)	
DEPARTMENT CORE REQUEST								
		PS	0.00	0	0	109	109	
		EE	0.00	0	0	423,883	423,883	
		PD	0.00	0	0	90	90	
		Total	0.00	0	0	424,082	424,082	
GOVERNOR'S RECOMMENDED CORE								
		PS	0.00	0	0	109	109	
		EE	0.00	0	0	423,883	423,883	

CORE RECONCILIATION DETAIL

**DEPARTMENT OF NATURAL RESOURCES
SOLID WASTE FORFEITURES**

5. CORE RECONCILIATION DETAIL

	Budget Class	FTE	GR	Federal	Other	Total	Explanation
GOVERNOR'S RECOMMENDED CORE							
	PD	0.00	0	0	90	90	
	Total	0.00	0	0	424,082	424,082	

DEPARTMENT OF NATURAL RESOURCES

DECISION ITEM SUMMARY

Budget Unit								
Decision Item	FY 2021	FY 2021	FY 2022	FY 2022	FY 2023	FY 2023	FY 2023	FY 2023
Budget Object Summary	ACTUAL	ACTUAL	BUDGET	BUDGET	DEPT REQ	DEPT REQ	GOV REC	GOV REC
Fund	DOLLAR	FTE	DOLLAR	FTE	DOLLAR	FTE	DOLLAR	FTE
SOLID WASTE MANAGEMENT PSDS								
CORE								
EXPENSE & EQUIPMENT								
SOLID WASTE MGMT-SCRAP TIRE	280,296	0.00	750,000	0.00	750,000	0.00	750,000	0.00
SOLID WASTE MANAGEMENT	67,495	0.00	470,308	0.00	470,308	0.00	470,308	0.00
TOTAL - EE	347,791	0.00	1,220,308	0.00	1,220,308	0.00	1,220,308	0.00
PROGRAM-SPECIFIC								
SOLID WASTE MGMT-SCRAP TIRE	999,644	0.00	1,250,000	0.00	1,250,000	0.00	1,250,000	0.00
SOLID WASTE MANAGEMENT	8,076,021	0.00	12,028,512	0.00	12,028,512	0.00	12,028,512	0.00
TOTAL - PD	9,075,665	0.00	13,278,512	0.00	13,278,512	0.00	13,278,512	0.00
TOTAL	9,423,456	0.00	14,498,820	0.00	14,498,820	0.00	14,498,820	0.00
GRAND TOTAL	\$9,423,456	0.00	\$14,498,820	0.00	\$14,498,820	0.00	\$14,498,820	0.00

DEPARTMENT OF NATURAL RESOURCES

DECISION ITEM SUMMARY

Budget Unit								
Decision Item	FY 2021	FY 2021	FY 2022	FY 2022	FY 2023	FY 2023	FY 2023	FY 2023
Budget Object Summary	ACTUAL	ACTUAL	BUDGET	BUDGET	DEPT REQ	DEPT REQ	GOV REC	GOV REC
Fund	DOLLAR	FTE	DOLLAR	FTE	DOLLAR	FTE	DOLLAR	FTE
SOLID WASTE FORFEITURES								
CORE								
PERSONAL SERVICES								
GENERAL REVENUE	0	0.00	21,016	0.00	0	0.00	0	0.00
POST-CLOSURE	0	0.00	109	0.00	109	0.00	109	0.00
TOTAL - PS	0	0.00	21,125	0.00	109	0.00	109	0.00
EXPENSE & EQUIPMENT								
GENERAL REVENUE	40,226	0.00	128,491	0.00	0	0.00	0	0.00
POST-CLOSURE	0	0.00	423,883	0.00	423,883	0.00	423,883	0.00
TOTAL - EE	40,226	0.00	552,374	0.00	423,883	0.00	423,883	0.00
PROGRAM-SPECIFIC								
GENERAL REVENUE	0	0.00	1,509	0.00	0	0.00	0	0.00
POST-CLOSURE	0	0.00	90	0.00	90	0.00	90	0.00
TOTAL - PD	0	0.00	1,599	0.00	90	0.00	90	0.00
TOTAL	40,226	0.00	575,098	0.00	424,082	0.00	424,082	0.00
Pay Plan - 0000012								
PERSONAL SERVICES								
POST-CLOSURE	0	0.00	0	0.00	0	0.00	1,162	0.00
TOTAL - PS	0	0.00	0	0.00	0	0.00	1,162	0.00
TOTAL	0	0.00	0	0.00	0	0.00	1,162	0.00
Pay Plan FY22-Cost to Continue - 0000013								
PERSONAL SERVICES								
POST-CLOSURE	0	0.00	0	0.00	1	0.00	1	0.00
TOTAL - PS	0	0.00	0	0.00	1	0.00	1	0.00
TOTAL	0	0.00	0	0.00	1	0.00	1	0.00
Solid Waste Forfeitures Incr - 1780002								
PERSONAL SERVICES								
POST-CLOSURE	0	0.00	0	0.00	21,016	0.00	21,016	0.00
TOTAL - PS	0	0.00	0	0.00	21,016	0.00	21,016	0.00
EXPENSE & EQUIPMENT								

DEPARTMENT OF NATURAL RESOURCES

DECISION ITEM SUMMARY

Budget Unit								
Decision Item	FY 2021	FY 2021	FY 2022	FY 2022	FY 2023	FY 2023	FY 2023	FY 2023
Budget Object Summary	ACTUAL	ACTUAL	BUDGET	BUDGET	DEPT REQ	DEPT REQ	GOV REC	GOV REC
Fund	DOLLAR	FTE	DOLLAR	FTE	DOLLAR	FTE	DOLLAR	FTE
SOLID WASTE FORFEITURES								
Solid Waste Forfeitures Incr - 1780002								
EXPENSE & EQUIPMENT								
POST-CLOSURE	0	0.00	0	0.00	975,248	0.00	975,248	0.00
TOTAL - EE	0	0.00	0	0.00	975,248	0.00	975,248	0.00
PROGRAM-SPECIFIC								
POST-CLOSURE	0	0.00	0	0.00	1,509	0.00	1,509	0.00
TOTAL - PD	0	0.00	0	0.00	1,509	0.00	1,509	0.00
TOTAL	0	0.00	0	0.00	997,773	0.00	997,773	0.00
GRAND TOTAL	\$40,226	0.00	\$575,098	0.00	\$1,421,856	0.00	\$1,423,018	0.00

DEPARTMENT OF NATURAL RESOURCES

DECISION ITEM SUMMARY

Budget Unit								
Decision Item	FY 2021	FY 2021	FY 2022	FY 2022	FY 2023	FY 2023	FY 2023	FY 2023
Budget Object Summary	ACTUAL	ACTUAL	BUDGET	BUDGET	DEPT REQ	DEPT REQ	GOV REC	GOV REC
Fund	DOLLAR	FTE	DOLLAR	FTE	DOLLAR	FTE	DOLLAR	FTE
SOLID WASTE FORFEITRS TRANSFER								
Solid Waste Forfeitures GR Trf - 1780001								
FUND TRANSFERS								
GENERAL REVENUE	0	0.00	0	0.00	997,773	0.00	997,773	0.00
TOTAL - TRF	0	0.00	0	0.00	997,773	0.00	997,773	0.00
TOTAL	0	0.00	0	0.00	997,773	0.00	997,773	0.00
GRAND TOTAL	\$0	0.00	\$0	0.00	\$997,773	0.00	\$997,773	0.00

DEPARTMENT OF NATURAL RESOURCES

DECISION ITEM DETAIL

Budget Unit	FY 2021	FY 2021	FY 2022	FY 2022	FY 2023	FY 2023	FY 2023	FY 2023
Decision Item	ACTUAL	ACTUAL	BUDGET	BUDGET	DEPT REQ	DEPT REQ	GOV REC	GOV REC
Budget Object Class	DOLLAR	FTE	DOLLAR	FTE	DOLLAR	FTE	DOLLAR	FTE
SOLID WASTE MANAGEMENT PSDS								
CORE								
TRAVEL, IN-STATE	0	0.00	42,500	0.00	42,500	0.00	42,500	0.00
FUEL & UTILITIES	0	0.00	1,200	0.00	1,200	0.00	1,200	0.00
SUPPLIES	0	0.00	40,012	0.00	40,012	0.00	40,012	0.00
PROFESSIONAL DEVELOPMENT	0	0.00	2	0.00	2	0.00	2	0.00
COMMUNICATION SERV & SUPP	0	0.00	1,101	0.00	1,101	0.00	1,101	0.00
PROFESSIONAL SERVICES	347,791	0.00	1,117,483	0.00	1,117,483	0.00	1,117,483	0.00
M&R SERVICES	0	0.00	9,000	0.00	9,000	0.00	9,000	0.00
OFFICE EQUIPMENT	0	0.00	1	0.00	1	0.00	1	0.00
OTHER EQUIPMENT	0	0.00	7,505	0.00	7,505	0.00	7,505	0.00
EQUIPMENT RENTALS & LEASES	0	0.00	1,502	0.00	1,502	0.00	1,502	0.00
MISCELLANEOUS EXPENSES	0	0.00	2	0.00	2	0.00	2	0.00
TOTAL - EE	347,791	0.00	1,220,308	0.00	1,220,308	0.00	1,220,308	0.00
PROGRAM DISTRIBUTIONS	9,075,665	0.00	13,278,512	0.00	13,278,512	0.00	13,278,512	0.00
TOTAL - PD	9,075,665	0.00	13,278,512	0.00	13,278,512	0.00	13,278,512	0.00
GRAND TOTAL	\$9,423,456	0.00	\$14,498,820	0.00	\$14,498,820	0.00	\$14,498,820	0.00
GENERAL REVENUE	\$0	0.00	\$0	0.00	\$0	0.00	\$0	0.00
FEDERAL FUNDS	\$0	0.00	\$0	0.00	\$0	0.00	\$0	0.00
OTHER FUNDS	\$9,423,456	0.00	\$14,498,820	0.00	\$14,498,820	0.00	\$14,498,820	0.00

DEPARTMENT OF NATURAL RESOURCES

DECISION ITEM DETAIL

Budget Unit	FY 2021	FY 2021	FY 2022	FY 2022	FY 2023	FY 2023	FY 2023	FY 2023
Decision Item	ACTUAL	ACTUAL	BUDGET	BUDGET	DEPT REQ	DEPT REQ	GOV REC	GOV REC
Budget Object Class	DOLLAR	FTE	DOLLAR	FTE	DOLLAR	FTE	DOLLAR	FTE
SOLID WASTE FORFEITURES								
CORE								
PROFESSIONAL ENGINEER	0	0.00	10,617	0.00	109	0.00	109	0.00
ENVIRONMENTAL PROGRAM SPV	0	0.00	10,508	0.00	0	0.00	0	0.00
TOTAL - PS	0	0.00	21,125	0.00	109	0.00	109	0.00
TRAVEL, IN-STATE	0	0.00	1	0.00	0	0.00	0	0.00
SUPPLIES	0	0.00	9	0.00	5	0.00	5	0.00
PROFESSIONAL SERVICES	40,226	0.00	550,762	0.00	422,375	0.00	422,375	0.00
M&R SERVICES	0	0.00	2	0.00	1	0.00	1	0.00
OTHER EQUIPMENT	0	0.00	3	0.00	1	0.00	1	0.00
EQUIPMENT RENTALS & LEASES	0	0.00	503	0.00	502	0.00	502	0.00
MISCELLANEOUS EXPENSES	0	0.00	1,094	0.00	999	0.00	999	0.00
TOTAL - EE	40,226	0.00	552,374	0.00	423,883	0.00	423,883	0.00
PROGRAM DISTRIBUTIONS	0	0.00	1,599	0.00	90	0.00	90	0.00
TOTAL - PD	0	0.00	1,599	0.00	90	0.00	90	0.00
GRAND TOTAL	\$40,226	0.00	\$575,098	0.00	\$424,082	0.00	\$424,082	0.00
GENERAL REVENUE	\$40,226	0.00	\$151,016	0.00	\$0	0.00	\$0	0.00
FEDERAL FUNDS	\$0	0.00	\$0	0.00	\$0	0.00	\$0	0.00
OTHER FUNDS	\$0	0.00	\$424,082	0.00	\$424,082	0.00	\$424,082	0.00

PROGRAM DESCRIPTION

Department of Natural Resources

HB Section(s): 6.225, 6.270, 6.280

DEQ - Waste Management Program

Program is found in the following core budget(s): Waste Management Program

1a. What strategic priority does this program address?

The Waste Management Program (WMP) helps Missouri citizens by managing natural resources to promote a healthy environment and economy by:

- Promoting environmental responsibility and resource stewardship.
- Enhancing services, information, and communication to improve customer experience.
- Modernizing infrastructure, strengthening workforce, and supporting economic development.
- Improving internal processes to better serve our customers.

1b. What does this program do?

- Provides technical assistance and oversight of 280 landfills, 63 transfer stations, and 19 scrap tire facilities, and ensures groundwater remains safe and clean and that land is restored.
- Operates a federally-authorized regulatory permit program overseeing solid waste facilities and their operations (Resource Conservation and Recovery (RCRA) Act 40 CFR Part 258, Subpart D) and overseeing the management of hazardous waste (Toxic Substances Control Act, RCRA Subtitle C, and the Missouri Hazardous Waste Management Law and regulations) including efforts to reduce hazardous waste production and oversight of hazardous waste generation, transportation, storage, and disposal.
- Makes determinations on requests for beneficial use of waste materials, permit exemptions, composting facilities, and scrap tire facilities.
- Directly funds scrap tire surface material grants, provides grants to individuals and businesses investing in market development for scrap tire end uses, and administers and pays for disposal of scrap tires cleaned up from the environment.
- Provides, oversees, and administers grant funding to Missouri's twenty (20) solid waste management districts to fund their operations and community-based materials reuse, reduction, composting, market development, and recycling projects.
- Receives forfeited financial assurance instrument (FAI) funds to perform closure/postclosure maintenance and repair activities at landfills and scrap tire sites where owners or operators are no longer meeting their obligations.
- Develops, maintains and updates a statewide solid waste plan.
- Provides compliance assistance to individuals and businesses.

The following table shows financial data for the budget units included in this form.

	FY 2019 Actual	FY 2020 Actual	FY 2021 Actual	FY 2022 Current	FY 2023 Gov Rec
Waste Mgmt Operations (78875C)	1,823,471	1,773,386	2,850,676	4,304,255	4,287,028
Solid Waste PSD (79340C)	8,512,263	8,150,378	9,423,456	14,498,820	14,498,820
Forfeitures PSD (79455C)	70,659	17,519	40,226	575,098	424,082
Total	10,406,393	9,941,283	12,314,358	19,378,173	19,209,930

PROGRAM DESCRIPTION

Department of Natural Resources

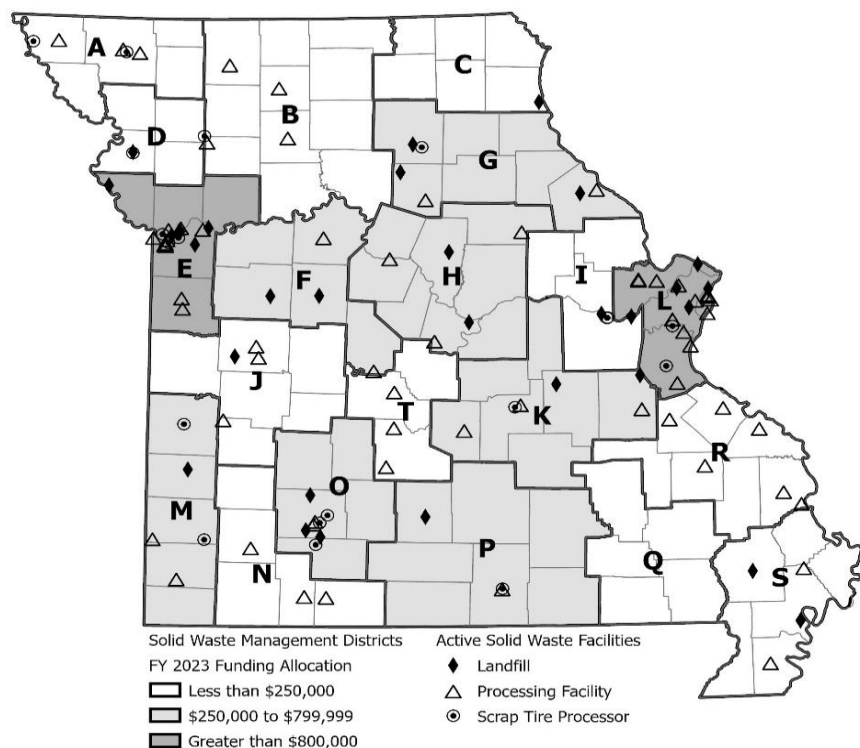
HB Section(s): 6.225, 6.270, 6.280

DEQ - Waste Management Program

Program is found in the following core budget(s): Waste Management Program

2a. Provide an activity measure(s) for the program.

Solid Waste Management Districts, District Funding Allocations, and Active Solid Waste Regulated Facilities



Missouri Solid Waste Management Districts	Scrap Tire Processors	Landfills	Processing Facility
A - Northwest Missouri SWMD	2	0	3
B - North Missouri SWMD	0	0	4
C - Northeast Missouri SWMD	0	1	0
D - Region D SWMD	2	1	0
E - Mid-America Regional Council SWMD	3	5	9
F - West Central Missouri SWMD	0	2	1
G - Mark Twain SWMD	1	3	2
H - Mid-Missouri SWMD	0	2	3
I - East Central SWMD	2	2	0
J - Quad Lakes SWMD	0	1	3
K - Ozark Rivers SWMD	1	2	3
L - St. Louis - Jefferson SWMD	2	4	14
M - Region M SWMD	1	1	2
N - Southwest Missouri SWMD	0	0	3
O - Solid Waste District "O"	4	3	3
P - South Central SWMD	1	1	1
Q - Ozark Foothills Regional SWMD	0	0	0
R - Southeast Missouri SWMD	1	0	6
S - Bootheel SWMD	1	1	3
T - Lake of the Ozarks SWMD	0	0	3

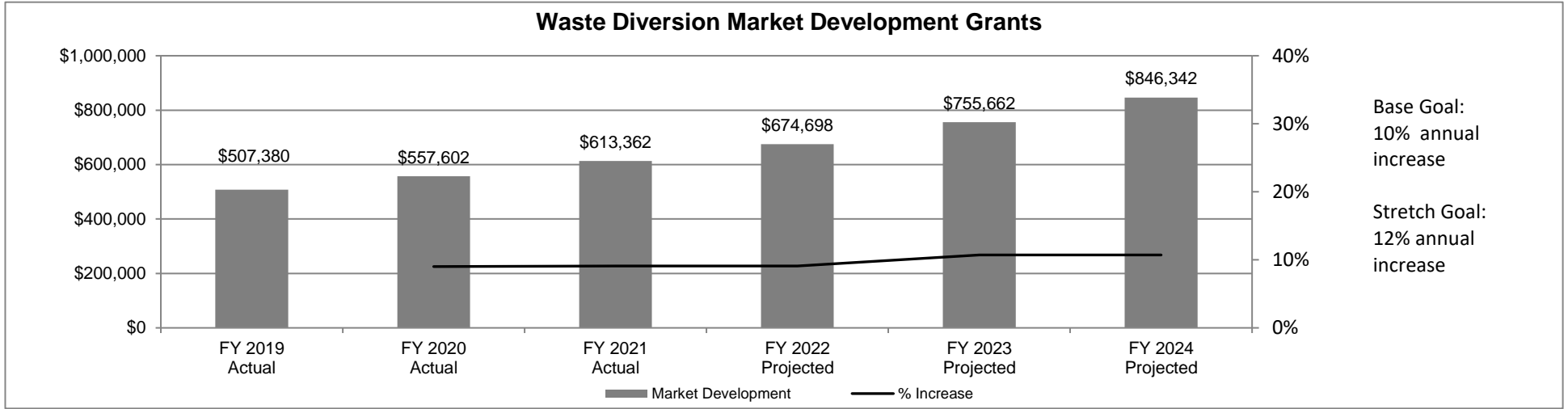
PROGRAM DESCRIPTION

Department of Natural Resources
DEQ - Waste Management Program
 Program is found in the following core budget(s): **Waste Management Program**

HB Section(s): 6.225, 6.270, 6.280

2b. Provide a measure(s) of the program's quality.

Waste Diversion Market Development Grants



	FY 2019 Actual	FY 2020 Actual	FY 2021 Actual	FY 2022 Projected	FY 2023 Projected	FY 2024 Projected
Market Development	\$507,380	\$557,602	\$613,362	\$674,698	\$755,662	\$846,342
Waste Reduction	\$573,161	\$458,522	\$458,522	\$458,522	\$458,522	\$458,522
Recycling	\$3,522,709	\$3,425,811	\$3,425,811	\$3,425,811	\$3,425,811	\$3,425,811
Composting	\$270,937	\$195,878	\$195,878	\$195,878	\$195,878	\$195,878
Education	\$728,116	\$757,452	\$757,452	\$757,452	\$757,452	\$757,452
Plan Implementation	\$1,173,778	\$1,253,822	\$1,253,822	\$1,253,822	\$1,253,822	\$1,253,822
District Administration	\$1,757,109	\$2,022,158	\$2,022,158	\$2,022,158	\$2,022,158	\$2,022,158
Total	\$8,533,190	\$8,671,245	\$8,727,005	\$8,788,341	\$8,869,305	\$8,959,985

(continued on following page)

PROGRAM DESCRIPTION

Department of Natural Resources	HB Section(s): 6.225, 6.270, 6.280
DEQ - Waste Management Program	
Program is found in the following core budget(s): Waste Management Program	
2b. Provide a measure(s) of the program's quality (continued).	
<p>Recycling prices are heavily influenced by world markets. China is the biggest consumer of recyclable materials and has significantly reduced its intake over the past three years and set very low limits for allowable contamination (0.5%). This resulted in other consumer countries being flooded with recyclables, and those countries also reducing their intakes and setting lower contamination limits. It is critical that Missouri focus appropriate solid waste management funding and efforts to develop and/or further expand domestic end markets for recycled materials. Missouri's recycling businesses continue to be vulnerable to national and international end market fluctuations, which was further highlighted in 2020 and 2021 with the impacts of COVID-19 and the closure of many recycling businesses.</p> <p>WMP works with Missouri's Solid Waste Advisory Board (SWAB), the solid waste management districts, Environmental Improvement and Energy Resources Authority, and the Department of Economic Development to focus solid waste management funds to develop, expand, and promote end-use markets for waste materials.</p> <p>Pursuant to Section 260.335, RSMo, the Department provides grant funding to Missouri's twenty (20) solid waste management districts to fund their operations and community-based waste diversion projects. SWAB provides annual recommendations in addition to the statutorily-established solid waste management criteria for usage of these district grant funds. The Department and SWAB monitor the performance of this district grant program. Local governments, small and large businesses, schools, sheltered workshops, and individuals seek and receive grants to support activities to remove materials from the waste stream and return them for beneficial reuse.</p>	

PROGRAM DESCRIPTION

Department of Natural Resources
DEQ - Waste Management Program
Program is found in the following core budget(s): Waste Management Program

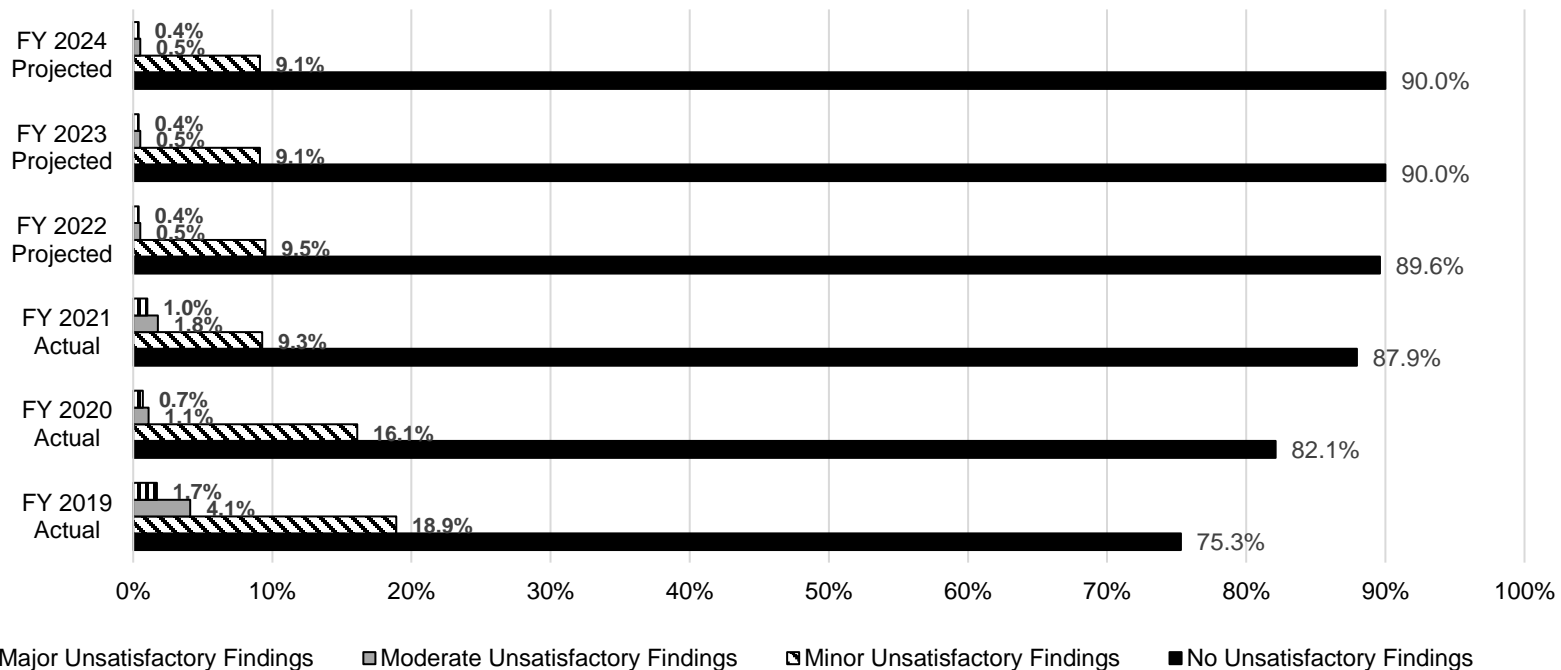
HB Section(s): 6.225, 6.270, 6.280

2c. Provide a measure(s) of the program's impact.

Solid Waste Facility Compliance Findings Resulting from Inspection

Base Goal: 90% of inspections result in no findings

Stretch Goal: 93% of inspections result in no findings



Solid waste management facility inspections, investigations, and compliance assistance visits are conducted by Department staff. Issues identified during these activities are documented and classified according to severity and potential impact to human health and the environment. Examples of the levels of "Unsatisfactory Findings" include: "Major" - landfill gas migration or leachate (contaminated storm water) leaving the permitted property; "Moderate" - inadequate landfill cover; and "Minor" - record keeping related issues. Waste Management Program staff monitor and coordinate closely with facilities to provide compliance assistance and prompt higher compliance rates.

PROGRAM DESCRIPTION

Department of Natural Resources

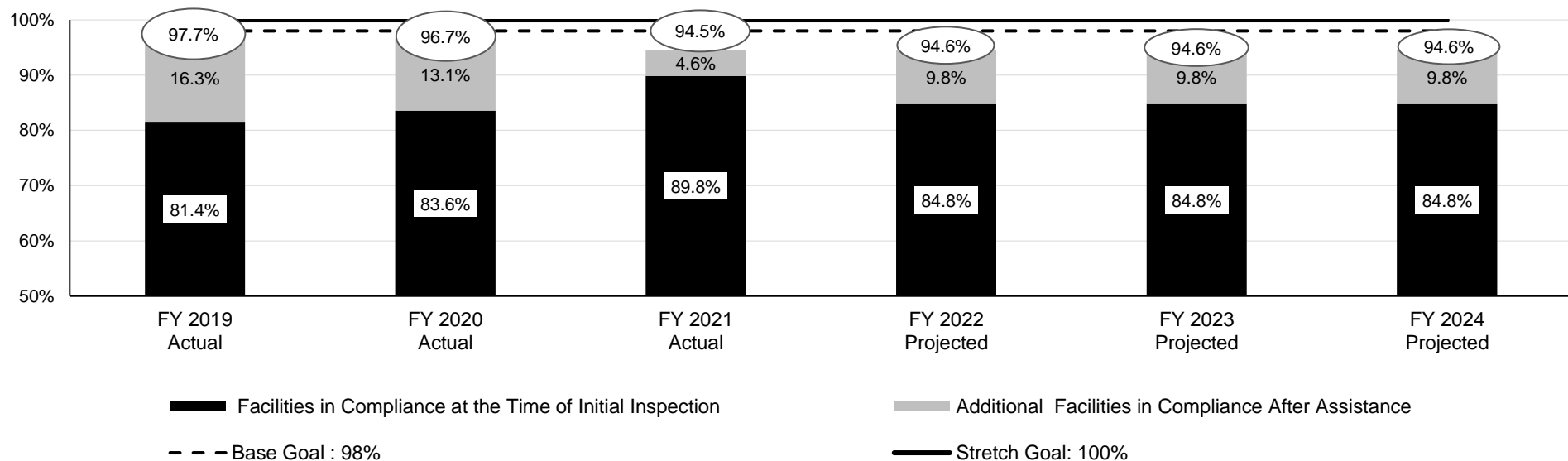
HB Section(s): 6.225, 6.270, 6.280

DEQ - Waste Management Program

Program is found in the following core budget(s): Waste Management Program

2c. Provide a measure(s) of the program's impact (continued).

Inspection Compliance Rates for Hazardous Waste Facilities



Inspected facilities include hazardous waste generators and permitted treatment, storage, and disposal facilities. All facilities not in compliance at the time of initial inspection receive compliance assistance to resolve outstanding issues. Notices of violation are issued when necessary to correct deficiencies.

PROGRAM DESCRIPTION

Department of Natural Resources

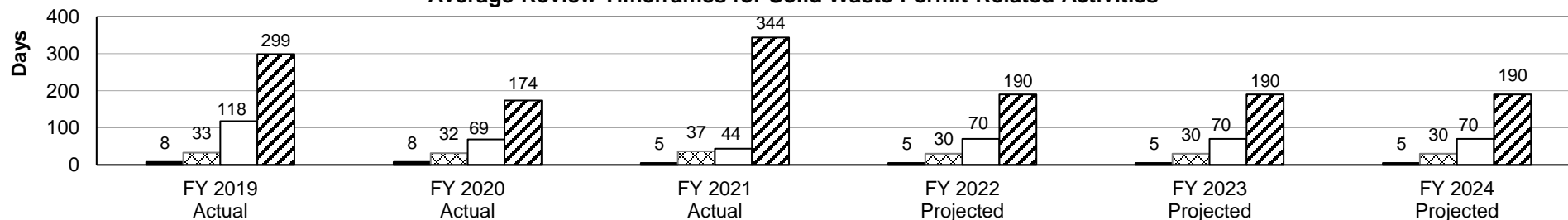
HB Section(s): 6.225, 6.270, 6.280

DEQ - Waste Management Program

Program is found in the following core budget(s): Waste Management Program

2d. Provide a measure(s) of the program's efficiency.

Average Review Timeframes for Solid Waste Permit-Related Activities



Legend	Regulated Entity/ Permit Activity	Established Timeframe per 10 CSR 80-2.020	Base Goal (days)	Stretch Goal (days)	Number of Permits (FY 2021)
■	Scrap Tire Haulers Permit	Within 14 Days	8	5	75
▨	Authorization to Operate/Operating Permits	Within 60 Days	32	30	8
□	New Construction Permits: Solid Waste Transfer Stations Permit Modifications: Solid Waste Disposal Areas (landfills) and Transfer Stations, and Material Recovery Facilities	Within 180 Days	75	70	33
▩	New Construction Permits: Solid Waste Disposal Areas (landfills), Material Recovery Facilities, Vertical Expansions, Scrap Tire Processing Facilities	Within 365 Days	200	190	3

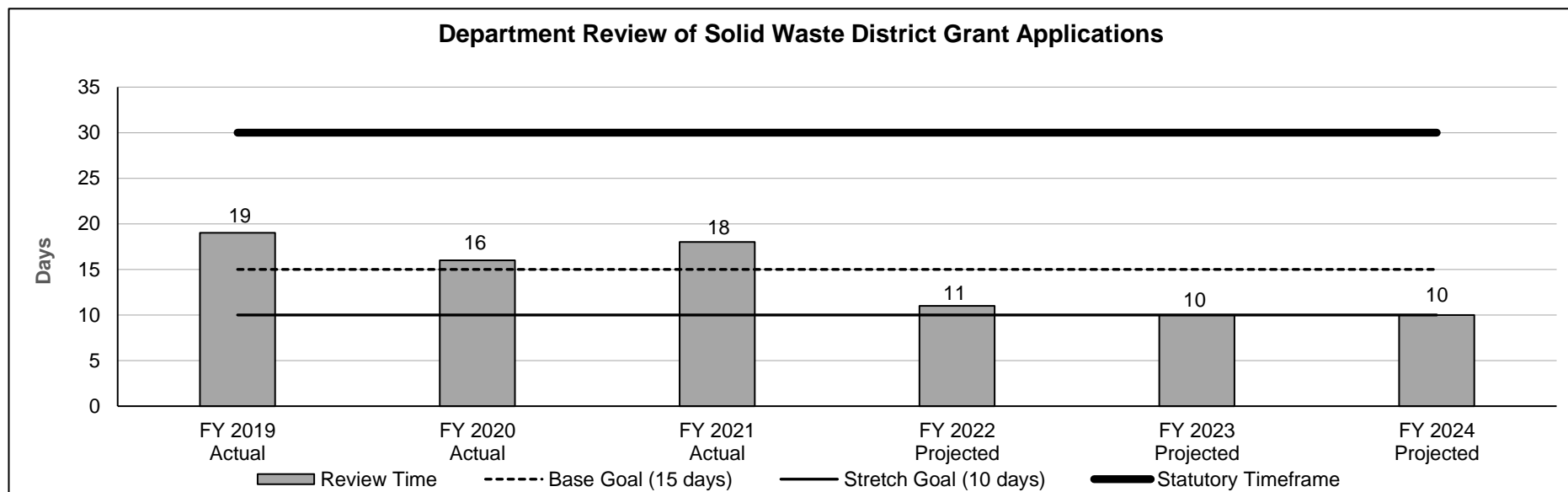
The Waste Management Program provides permits for a variety of businesses in the solid waste management industry. The degree of technical review required, and volume of requests received, varies greatly according to permit type (e.g., the high volumes of scrap tire hauler permit requests require less review time than the landfill new construction permit requests, which are received less frequently). During FY 2021, the Waste Management Program had several review engineer vacancies and received a greater number of technically complex applications than in FY 2020. This resulted in increased review times for the permit types that fall within the 365 day regulatory timeframe. While those vacancies were filled in late FY 2021, the time necessary for those staff to obtain training and the experience to work independently, coupled with an expected continual increase in permit applications in this category, will result in longer application review timeframes for FY 2022-2024 than was seen in FY 2020 (a year that saw significant reduction in review timeframes).

PROGRAM DESCRIPTION

Department of Natural Resources
DEQ - Waste Management Program
 Program is found in the following core budget(s): **Waste Management Program**

HB Section(s): 6.225, 6.270, 6.280

2d. Provide an efficiency measure (continued).



The Department provides grant funding to Missouri's solid waste management districts to fund their operations and community-based waste diversion projects. The districts send approximately 200 grant applications per year to the Department for review to ensure appropriate usage of these funds. In order to ensure this funding is distributed to these districts, businesses, and communities in a timely manner, statute requires the Department's initial review not to exceed 30 days. The District then has 30 days to respond to questions and deficiencies. The Department then has an additional 30 days to approve or deny each district grant.

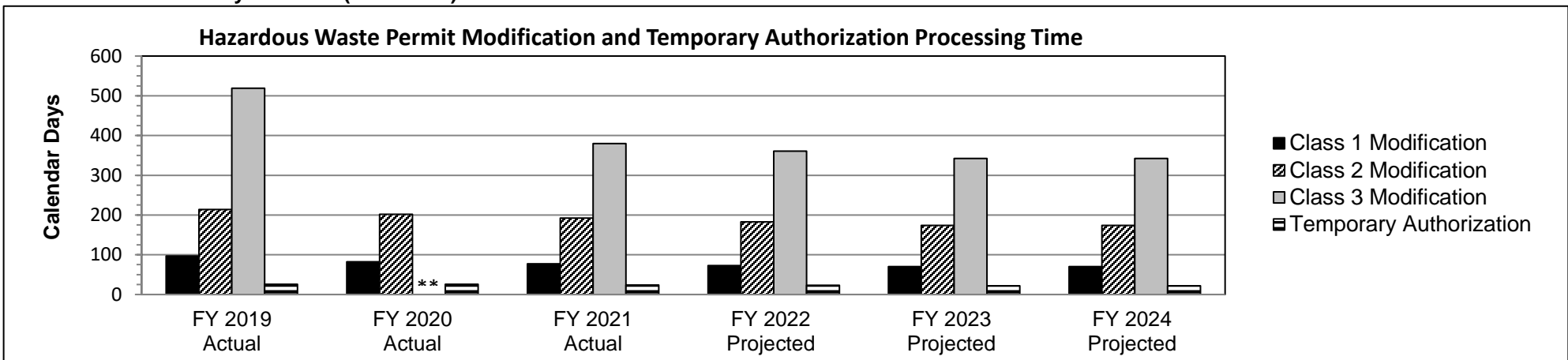
The Department and solid waste management districts continue to seek opportunities to streamline the district grant application process to expedite the distribution of these funds.

PROGRAM DESCRIPTION

Department of Natural Resources
 DEQ - Waste Management Program
 Program is found in the following core budget(s): Waste Management Program

HB Section(s): 6.225, 6.270, 6.280

2d. Provide an efficiency measure (continued).



One Class 3 Modification was submitted in FY 2018 and completed during FY 2019. **There were no Class 3 Modifications submitted in FY 2020.

Class 1 Modifications - minor changes that do not substantially alter the permit conditions

Class 2 Modifications - changes that can be implemented without substantially changing design specifications or management practices in the permit

Class 3 Modifications - substantially alters the facility or its operation

Temporary Authorizations - grants the permittee a temporary authorization

Base Goal: 5% annual reduction

Stretch Goal: 5% reduction from base goals

Hazardous Waste Permit Modification Requests Approved

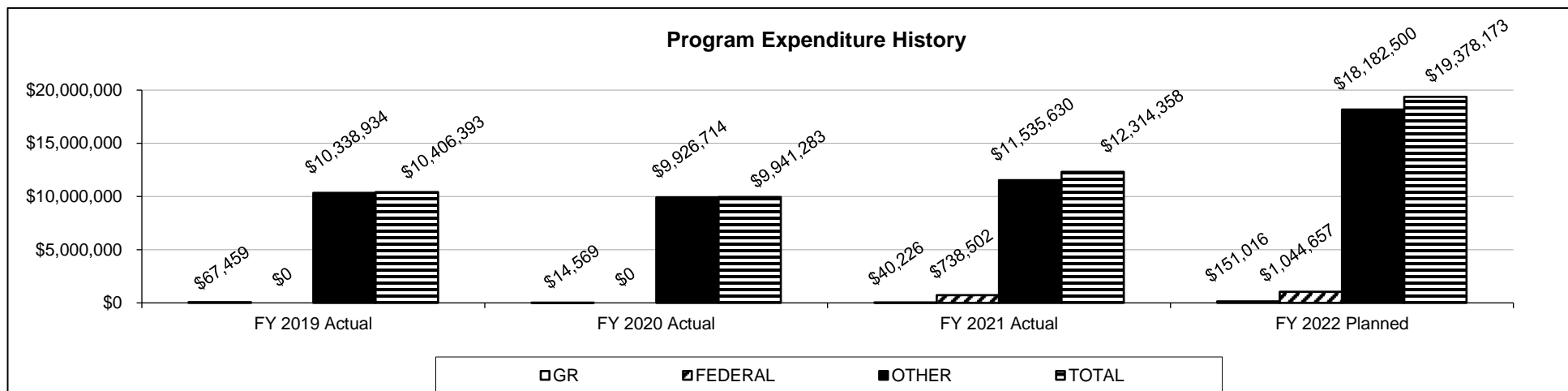
	FY 2019 Actual	FY 2020 Actual	FY 2021 Actual	FY 2022 Projected	FY 2023 Projected	FY 2024 Projected
Class 1 Modification	31	19	20	19	19	19
Class 2 Modification	2	1	2	2	2	2
Class 3 Modification	1	0	1	1	1	1
Temporary Authorization	6	1	2	2	2	2

PROGRAM DESCRIPTION

Department of Natural Resources
 DEQ - Waste Management Program
 Program is found in the following core budget(s): Waste Management Program

HB Section(s): 6.225, 6.270, 6.280

3. Provide actual expenditures for the prior three fiscal years and planned expenditures for the current fiscal year. (Note: Amounts do not include fringe benefit costs.)



Financial data includes operating and pass-through appropriations. FY 2022 Planned is shown at full appropriation. FY 2021 appropriations reflect the reorganization of the Waste Management Program and the Environmental Remediation Program in FY 2020.

PROGRAM DESCRIPTION

Department of Natural Resources	HB Section(s): 6.225, 6.270, 6.280
DEQ - Waste Management Program	
Program is found in the following core budget(s): Waste Management Program	
4. What are the sources of the "Other " funds?	
Post closure Fund (0198); Coal Combustible Residuals (0551); Solid Waste Management Fund - Scrap Tire Subaccount (0569); Solid Waste Management Fund (0570); Hazardous Waste Fund (0676)	
5. What is the authorization for this program, i.e., federal or state statute, etc.? (Include the federal program number if applicable.)	
42 U.S.C. 6901-6991k	Solid Waste Disposal/Resource Conservation and Recovery Act and Major Amendments
40 CFR Part 258	Criteria for Municipal Solid Waste Landfills
40 CFR Part 258, Subpart G	Financial Assurance Criteria
40 CFR Part 257	Coal Combustion Residuals
260.200 through 260.345 RSMo	Solid Waste Management Law
260.226 - 260.228, RSMo	Landfill Closure/Postclosure Plan
260.275 RSMo	Scrap Tire Site Closure Plan
260.250 through 260.434 RSMo	Hazardous Waste Inspection and Enforcement and Permitting Resource Conservation and Recovery Act (RCRA)
260.375 RSMo	Hazardous Waste Transporter Licensing
260.390 RSMo	Commercial Hazardous Waste Facility Inspection Program
260.396 RSMo	PCB Inspections
6. Are there federal matching requirements? If yes, please explain.	
Performance Partnership Grant - RCRA	25% State (EPA)
Performance Partnership Grant - Toxic Substances Control Act (TSCA) Air Toxic Inspections.	25% State (EPA)
7. Is this a federally mandated program? If yes, please explain.	
The program has U.S. Environmental Protection Agency approval to implement 40 CFR Part 258 Subtitle D landfill regulations under the Resource Conservation and Recovery Act.	
Through delegation from, and agreements with, the U.S. Environmental Protection Agency, the Waste Management Program supports the federal Resource Conservation and Recovery Act (RCRA), Section 9004 of the Solid Waste Disposal Act as amended by RCRA.	

NEW DECISION ITEM

RANK: 005 OF 014

Department of Natural Resources
 Division of Environmental Quality
 Solid Waste Forfeitures GR Transfer DI# 1780001

Budget Unit 79454C
 HB Section 6.275

1. AMOUNT OF REQUEST

	FY 2023 Budget Request			
	GR	Federal	Other	Total
PS	0	0	0	0
EE	0	0	0	0
PSD	0	0	0	0
TRF	997,773	0	0	997,773
Total	997,773	0	0	997,773
FTE	0.00	0.00	0.00	0.00

<i>Est. Fringe</i>	0	0	0	0
--------------------	---	---	---	---

Note: Fringes budgeted in House Bill 5 except for certain fringes budgeted directly to MoDOT, Highway Patrol, and Conservation.

Other Funds: Not Applicable

	FY 2023 Governor's Recommendation			
	GR	Fed	Other	Total
PS	0	0	0	0
EE	0	0	0	0
PSD	0	0	0	0
TRF	997,773	0	0	997,773
Total	997,773	0	0	997,773
FTE	0.00	0.00	0.00	0.00

<i>Est. Fringe</i>	0	0	0	0
--------------------	---	---	---	---

Note: Fringes budgeted in House Bill 5 except for certain fringes budgeted directly to MoDOT, Highway Patrol, and Conservation.

Other Funds

2. THIS REQUEST CAN BE CATEGORIZED AS:

<input type="checkbox"/>	New Legislation	<input type="checkbox"/>	New Program	<input type="checkbox"/>	Fund Switch
<input type="checkbox"/>	Federal Mandate	<input type="checkbox"/>	Program Expansion	<input type="checkbox"/>	Cost to Continue
<input checked="" type="checkbox"/>	GR Pick-Up	<input type="checkbox"/>	Space Request	<input type="checkbox"/>	Equipment Replacement
<input type="checkbox"/>	Pay Plan	<input type="checkbox"/>	Other: _____		

NEW DECISION ITEM

RANK: 005 OF 014

Department of Natural Resources

Budget Unit 79454C

Division of Environmental Quality

Solid Waste Forfeitures GR Transfer **DI# 1780001**

HB Section 6.275

3. WHY IS THIS FUNDING NEEDED? PROVIDE AN EXPLANATION FOR ITEMS CHECKED IN #2. INCLUDE THE FEDERAL OR STATE STATUTORY OR CONSTITUTIONAL AUTHORIZATION FOR THIS PROGRAM.

This new decision item is a one-time request to transfer the funds from forfeited solid-waste landfill financial-assurance instruments (FAIs), which currently are held in the general revenue fund (as required by Section 260.228.2, RSMo), into the Post-Closure (forfeiture) Fund 0198.

FAIs are collateral provided to the state by permitted landfill owners or operators to be used by the Department to address public health and safety issues when the owner is unable or unwilling to properly address these issues. Forfeited funds can also be used for a number of potential emergency threats.

The transfer of the FAI GR cash balance into the Post-Closure Fund 0198 will allow the Department to use these dedicated funds in a timelier and more cost-effective manner when correcting conditions at these solid-waste disposal areas or processing facilities.

The current GR forfeiture E&E appropriation of \$130,000 is insufficient to cover the maintenance and corrective actions currently required at landfills and solid-waste facilities for which these forfeited FAI funds are intended. In addition, the appropriation level prevents the Department from completing larger projects within one fiscal year, resulting in multiple mobilizations at additional cost. The transfer of these GR funds will allow the Department to more efficiently utilize forfeited FAIs to save time and reduce overall costs.

For example, the Department currently needs to install, among other things, four landfill-gas extraction wells at the Woods Chapel Site. One extraction well costs approximately \$130,000. Each time a well drilling and installation contractor mobilizes, the Department incurs a cost of approximately \$67,000. Under current budget authority, the contractor would have to mobilize four times over four years to complete the project. The multiple mobilizations would increase project costs by \$201,000 and extend by three years the timeframe to bring the migration of methane gas under control.

The amount of forfeitures held in GR as of June 30, 2022 (currently estimated at \$997,773), will determine the transfer amount; any remaining transfer authority will lapse. In conjunction with this request, the Department's FY 2023 Budget Request includes a corresponding increase to our Solid Waste Forfeitures appropriations (Fund 0198) for \$997,773, as well as voluntary core reductions of our core GR forfeiture appropriations (\$21,016 Personal Service and \$130,000 Expense & Equipment).

NEW DECISION ITEM

RANK: 005 OF 014

<u>Department of Natural Resources</u>	<u>Budget Unit 79454C</u>
<u>Division of Environmental Quality</u>	
<u>Solid Waste Forfeitures GR Transfer</u>	<u>DI# 1780001</u>
	<u>HB Section 6.275</u>

4. DESCRIBE THE DETAILED ASSUMPTIONS USED TO DERIVE THE SPECIFIC REQUESTED AMOUNT. (How did you determine that the requested number of FTE were appropriate? From what source or standard did you derive the requested levels of funding? Were alternatives such as outsourcing or automation considered? If based on new legislation, does request tie to TAFP fiscal note? If not, explain why. Detail which portions of the request are one-times and how those amounts were calculated.)

Current appropriation authority is insufficient to accommodate the assessed needs at each of these landfills and solid waste facilities. The specific needs of each landfill range from general maintenance to installation of gas extraction and gas monitoring wells. Increased authority will allow the Department to more efficiently utilize forfeited FAIs to save time and reduce overall costs.

Facility Name	County	Description of Expenses	Current Balance FAIs held in GR as of June 30, 2021	Projected Interest through June 30, 2022	Total Estimated Cash Balance as of June 30, 2022	Estimated Short-Term Expenses	Projected Remaining Cash After Est. Short Term Exp.
Wat Park Sanitary Landfill	Maries	Removal of woody vegetation. Purchase soil to cover exposed waste and fill subsidence areas and grade to correct drainage problems. Repair leachate releases to prevent flow onto adjacent property.	\$ 29,920	\$ 177	\$ 30,097	\$ -	\$ 30,097
Midwest Method Sanitary Landfill	Carroll	Add soil and fill/regrade for settlement and erosion control. Repair berms to prevent leachate flowing off-site. Evaluate performance of passive gas system and add passive vents as needed. Mowing.	\$ 71,763	\$ 387	\$ 72,150	\$ 53,894	\$ 18,256
Henderson Sanitary Landfill	Grundy	Erosion control and leachate releases around stormwater management structures. Removal of woody vegetation in managements. Cap maintenance due to erosion. Mowing.	\$ 71,883	\$ 293	\$ 72,176	\$ 28,000	\$ 44,176
Northwest Sanitary Landfill	Camden	Erosion control on side slopes. Removal of woody vegetation to avoid cap penetration and establishment of grassy vegetation. Mowing.	\$ 40,181	\$ 164	\$ 40,345	\$ 20,000	\$ 20,345
Peerless Demolition	St. Louis Co	Preparation and filing of survey plat and easement with Recorder's Office.	\$ 83	\$ -	\$ 83	\$ -	\$ 83
Rye Creek Sanitary and Demolition Landfills	Adair	Plug abandoned wells. Installing stormwater management structure. Establishing vegetation. Erosion control and settlement repair on cap. Repair and upkeep of methane gas wells.	\$ 206,668	\$ 843	\$ 207,511	\$ 100,000	\$ 107,511
Kahle Sanitary Landfill	Gasconade	Purchase soil, fill clay pits, and regrade. Repair leachate releases to prevent flow onto adjacent property.	\$ 9,186	\$ 37	\$ 9,224	\$ -	\$ 9,224
Ed Mehl Sanitary Landfill	Camden	Address methane migration and repair cap settlement.	\$ 71,602	\$ 292	\$ 71,894	\$ -	\$ 71,894
Woods Chapel/Jackson County Landfills	Jackson	Install four additional gas extraction monitoring wells in accordance with the engineering evaluation submitted in December 2016. Additional gas extraction monitoring wells (probes) are needed in two locations. Continued monitoring of the existing and proposed additions to the gas monitoring network. Additional hydrogeological investigations may be necessary based on monitoring results.	\$ 492,249	\$ 2,044	\$ 494,293	\$ 290,000	\$ 204,293
TOTAL			\$ 993,535	\$ 4,238	\$ 997,773	\$ 491,894	\$ 505,879

NEW DECISION ITEM	
RANK: <u>005</u>	OF <u>014</u>
Department of Natural Resources	Budget Unit <u>79454C</u>
Division of Environmental Quality	
Solid Waste Forfeitures GR Transfer	DI# <u>1780001</u> HB Section <u>6.275</u>

5. BREAK DOWN THE REQUEST BY BUDGET OBJECT CLASS, JOB CLASS, AND FUND SOURCE. IDENTIFY ONE-TIME COSTS.

Budget Object Class/Job Class	Dept Req GR DOLLARS	Dept Req GR FTE	Dept Req FED DOLLARS	Dept Req FED FTE	Dept Req OTHER DOLLARS	Dept Req OTHER FTE	Dept Req TOTAL DOLLARS	Dept Req TOTAL FTE	Dept Req One-Time DOLLARS
Total PS	0	0.00	0	0.00	0	0.00	0	0.00	0
Total EE	0		0		0		0		0
Total PSD	0		0		0		0		0
Transfers	997,773						997,773		997,773
Total TRF	997,773						997,773		997,773
Grand Total	997,773	0	0	0	0	0	997,773	0	997,773

Budget Object Class/Job Class	Gov Rec GR DOLLARS	Gov Rec GR FTE	Gov Rec FED DOLLARS	Gov Rec FED FTE	Gov Rec OTHER DOLLARS	Gov Rec OTHER FTE	Gov Rec TOTAL DOLLARS	Gov Rec TOTAL FTE	Gov Rec One-Time DOLLARS
Total PS	0	0.00	0	0.00	0	0.00	0	0.00	0
Total EE	0		0		0		0		0
Total PSD	0		0		0		0		0
Transfers	997,773						997,773		997,773
Total TRF	997,773		0		0		997,773		997,773
Grand Total	997,773	0.00	0	0.00	0	0.00	997,773	0.00	997,773

NEW DECISION ITEM

RANK: 005 OF 014

Department of Natural Resources

Budget Unit 79454C

Division of Environmental Quality

Solid Waste Forfeitures GR Transfer **DI# 1780001**

HB Section 6.275

7. STRATEGIES TO ACHIEVE THE PERFORMANCE MEASUREMENT TARGETS:

FAIs are collateral provided to the state by permitted landfill and scrap tire site owners or operators to be used by the Department when the owner is unable or unwilling to properly implement closure and/or post closure activities. Sufficient financial assurance is needed to ensure adequate funding for closure and/or post-closure activities for solid waste facilities are conducted when needed to protect public health and safety and the environment. This involves activities required to ensure closed landfills have controls in place for at least 30 years after the landfill closes. Such activities include: maintenance or replacement of the landfill cover, which costs several thousands of dollars per acre; an adequate soil/vegetative cap to prevent water infiltration; methane gas monitoring to protect public safety; monitoring for potential groundwater and surface water impacts; erosion control, and groundskeeping (mowing and removal of trees).

Each of these landfills will be assigned to a project-manager within the Waste Management Program to oversee the contracted assessment review, maintenance, and/or corrective action. The requested increase amount to this appropriation was based on general cost estimates for the work that is required to address the current issues at each landfill and the FAI GR projected fund balance as of June 22, 2022. The Waste Management Program anticipates that requested appropriation levels will be necessary to address future solid waste facility issues, including emergencies.

DEPARTMENT OF NATURAL RESOURCES

DECISION ITEM DETAIL

Budget Unit	FY 2021	FY 2021	FY 2022	FY 2022	FY 2023	FY 2023	FY 2023	FY 2023
Decision Item	ACTUAL	ACTUAL	BUDGET	BUDGET	DEPT REQ	DEPT REQ	GOV REC	GOV REC
Budget Object Class	DOLLAR	FTE	DOLLAR	FTE	DOLLAR	FTE	DOLLAR	FTE
SOLID WASTE FORFEITRS TRANSFER								
Solid Waste Forfeitures GR Trf - 1780001								
TRANSFERS OUT	0	0.00	0	0.00	997,773	0.00	997,773	0.00
TOTAL - TRF	0	0.00	0	0.00	997,773	0.00	997,773	0.00
GRAND TOTAL	\$0	0.00	\$0	0.00	\$997,773	0.00	\$997,773	0.00
GENERAL REVENUE	\$0	0.00	\$0	0.00	\$997,773	0.00	\$997,773	0.00
FEDERAL FUNDS	\$0	0.00	\$0	0.00	\$0	0.00	\$0	0.00
OTHER FUNDS	\$0	0.00	\$0	0.00	\$0	0.00	\$0	0.00

NEW DECISION ITEM

RANK: 006 OF 014

Department of Natural Resources
 Division of Environmental Quality
 Solid Waste Forfeitures PSD Increase DI# 1780002

Budget Unit 79455C
 HB Section 6.280

1. AMOUNT OF REQUEST

	FY 2023 Budget Request			
	GR	Federal	Other	Total
PS	0	0	21,016	21,016
EE	0	0	975,248	975,248
PSD	0	0	1,509	1,509
Total	0	0	997,773	997,773
FTE	0.00	0.00	0.00	0.00
<i>Est. Fringe</i>	<i>0</i>	<i>0</i>	<i>0</i>	<i>0</i>

	FY 2023 Governor's Recommendation			
	GR	Fed	Other	Total
PS	0	0	21,016	21,016
EE	0	0	975,248	975,248
PSD	0	0	1,509	1,509
Total	0	0	997,773	997,773
FTE	0.00	0.00	0.00	0.00
<i>Est. Fringe</i>	<i>0</i>	<i>0</i>	<i>0</i>	<i>0</i>

Note: Fringes budgeted in House Bill 5 except for certain fringes budgeted directly to MoDOT, Highway Patrol, and Conservation.

Note: Fringes budgeted in House Bill 5 except for certain fringes budgeted directly to MoDOT, Highway Patrol, and Conservation.

Other Funds: Not Applicable

Other Funds

2. THIS REQUEST CAN BE CATEGORIZED AS:

<input type="checkbox"/> New Legislation	<input type="checkbox"/> New Program	<input type="checkbox"/> Fund Switch
<input type="checkbox"/> Federal Mandate	<input checked="" type="checkbox"/> Program Expansion	<input type="checkbox"/> Cost to Continue
<input type="checkbox"/> GR Pick-Up	<input type="checkbox"/> Space Request	<input type="checkbox"/> Equipment Replacement
<input type="checkbox"/> Pay Plan	<input type="checkbox"/> Other: _____	

NEW DECISION ITEM

RANK: 006 OF 014

Department of Natural Resources

Budget Unit 79455C

Division of Environmental Quality

Solid Waste Forfeitures PSD Increase **DI# 1780002**

HB Section 6.280

3. WHY IS THIS FUNDING NEEDED? PROVIDE AN EXPLANATION FOR ITEMS CHECKED IN #2. INCLUDE THE FEDERAL OR STATE STATUTORY OR CONSTITUTIONAL AUTHORIZATION FOR THIS PROGRAM.

This new decision item requests increased budget authority for the Post-Closure (forfeiture) Fund 0198 to accommodate a one-time transfer of the forfeited solid-waste landfill financial-assurance instrument (FAI) funds, which currently are held in the general revenue fund (as required by Section 260.228.2, RSMo). See corresponding Solid Waste Forfeiture GR Transfer NDI.

FAIs are collateral provided to the state by permitted landfill owners or operators to be used by the Department to address public health and safety issues when the owner is unable or unwilling to properly address these issues. Forfeited funds can also be used for a number of potential emergency threats.

The transfer of the FAI GR cash balance into the Post-Closure Fund 0198 will allow the Department to use these dedicated funds in a timelier and more cost-effective manner when correcting conditions at these solid-waste disposal areas or processing facilities.

The current Post-Closure (forfeiture) Fund 0198 E&E appropriation of \$423,973 is insufficient to cover the maintenance and corrective actions currently required at landfills and solid-waste facilities for which these forfeited FAI funds are intended. In addition, the appropriation level prevents the Department from completing larger projects within one fiscal year, resulting in multiple mobilizations at additional cost. The transfer of these GR funds will allow the Department to more efficiently utilize forfeited FAIs to save time and reduce overall costs.

For example, the Department currently needs to install, among other things, four landfill gas-extraction wells at the Woods Chapel Site. One extraction well costs approximately \$130,000. Each time a well drilling and installation contractor mobilizes, the Department incurs a cost of approximately \$67,000. Under current budget authority, the contractor would have to mobilize four times over four years to complete the project. The multiple mobilizations would increase project costs by \$201,000 and extend by three years the timeframe to bring the migration of methane gas under control.

NEW DECISION ITEM

RANK: 006 OF 014

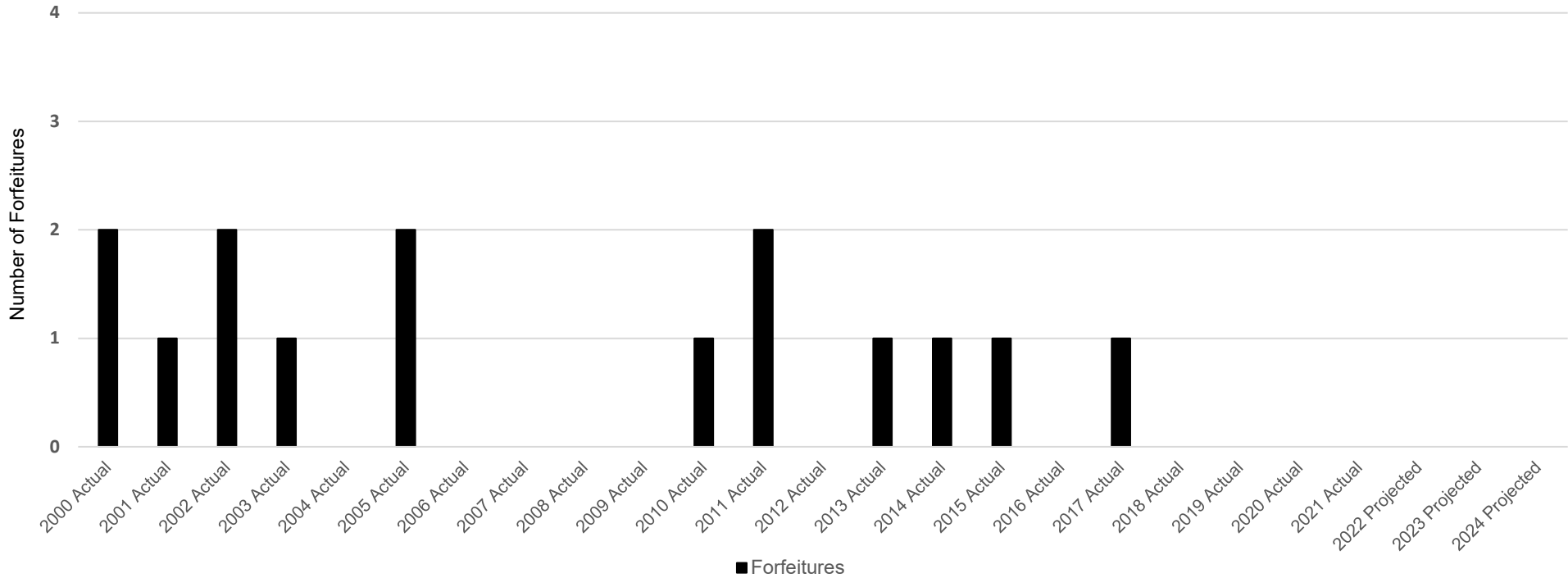
Department of Natural Resources
Division of Environmental Quality
Solid Waste Forfeitures PSD Increase **DI# 1780002**

Budget Unit 79455C
HB Section 6.280

3. WHY IS THIS FUNDING NEEDED? PROVIDE AN EXPLANATION FOR ITEMS CHECKED IN #2. INCLUDE THE FEDERAL OR STATE STATUTORY OR CONSTITUTIONAL AUTHORIZATION FOR THIS PROGRAM (continued).

Solid Waste Management Facility Financial Assurance Instrument Forfeitures

Financial Assurance Instrument Forfeitures by State Fiscal Year



Forfeitures includes sanitary and demolition landfills.
 In years showing zero, no financial assurance forfeitures occurred.

NEW DECISION ITEM

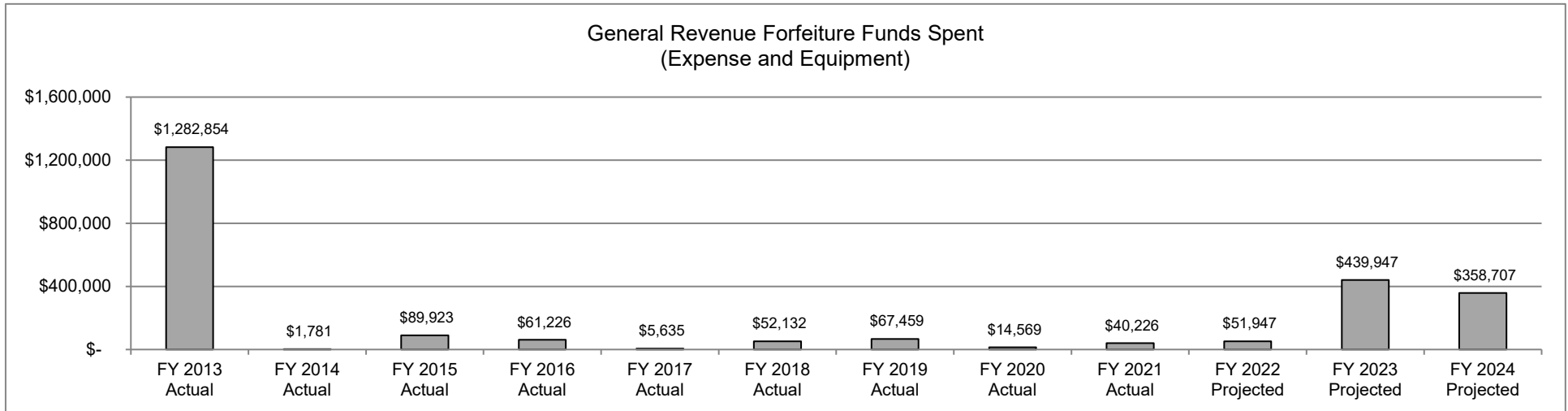
RANK: 006 OF 014

Department of Natural Resources
 Division of Environmental Quality
 Solid Waste Forfeitures PSD Increase DI# 1780002

Budget Unit 79455C
 HB Section 6.280

3. WHY IS THIS FUNDING NEEDED? PROVIDE AN EXPLANATION FOR ITEMS CHECKED IN #2. INCLUDE THE FEDERAL OR STATE STATUTORY OR CONSTITUTIONAL AUTHORIZATION FOR THIS PROGRAM (continued).

General Revenue Forfeited Funds Spent (Expense and Equipment)



Forfeited funds are used to provide Department oversight of closure, post-closure, and corrective action activities. These can be preventative or corrective actions, and implementation may be required at each of the respective facilities. These actions range from properly closing and capping a landfill; installing a landfill gas extraction system to prevent methane migration into occupied structures, as well as off-site; preventing contamination of surface and groundwater from landfill leachate releases or from gas migration percolating through surface and subsurface water sources; and public nuisance due to odors. If these preventative or corrective actions are left unaddressed, the resulting impacts could threaten public health, safety, and the environment, which could lead to requiring additional state resources.

NEW DECISION ITEM

RANK: 006 OF 014

Department of Natural Resources Budget Unit 79455C
 Division of Environmental Quality
 Solid Waste Forfeitures PSD Increase DI# 1780002 HB Section 6.280

4. DESCRIBE THE DETAILED ASSUMPTIONS USED TO DERIVE THE SPECIFIC REQUESTED AMOUNT. (How did you determine that the requested number of FTE were appropriate? From what source or standard did you derive the requested levels of funding? Were alternatives such as outsourcing or automation considered? If based on new legislation, does request tie to TAFP fiscal note? If not, explain why. Detail which portions of the request are one times and how those amounts were calculated.)

Current appropriation authority is insufficient to accommodate the assessed needs at each of these landfills and solid waste facilities. The specific needs of each landfill range from general maintenance to installation of gas extraction and gas monitoring wells. Increased authority will allow the Department to more efficiently utilize forfeited FAIs to save time and reduce overall costs

Facility Name	County	Description of Expenses	Current Balance FAIs held in GR as of June 30, 2021	Projected Interest through June 30, 2022	Total Estimated Cash Balance as of June 30, 2022	Estimated Short-Term Expenses	Projected Remaining Cash After Est. Short Term Exp.
Wat Park Sanitary Landfill	Maries	Removal of woody vegetation. Purchase soil to cover exposed waste and fill subsidence areas and grade to correct drainage problems. Repair leachate releases to prevent flow onto adjacent property.	\$ 29,920	\$ 177	\$ 30,097	\$ -	\$ 30,097
Midwest Method Sanitary Landfill	Carroll	Add soil and fill/grade for settlement and erosion control. Repair berms to prevent leachate flowing off-site. Evaluate performance of passive gas system and add passive vents as needed. Mowing.	\$ 71,763	\$ 387	\$ 72,150	\$ 53,894	\$ 18,256
Henderson Sanitary Landfill	Grundy	Erosion control and leachate releases around stormwater management structures. Removal of woody vegetation in managements. Cap maintenance due to erosion. Mowing.	\$ 71,883	\$ 293	\$ 72,176	\$ 28,000	\$ 44,176
Northwest Sanitary Landfill	Camden	Erosion control on side slopes. Removal of woody vegetation to avoid cap penetration and establishment of grassy vegetation. Mowing.	\$ 40,181	\$ 164	\$ 40,345	\$ 20,000	\$ 20,345
Peerless Demolition	St. Louis Co	Preparation and filing of survey plat and easement with Recorder's Office.	\$ 83	\$ -	\$ 83		\$ 83
Rye Creek Sanitary and Demolition Landfills	Adair	Plug abandoned wells. Installing stormwater management structure. Establishing vegetation. Erosion control and settlement repair on cap. Repair and upkeep of methane gas wells.	\$ 206,668	\$ 843	\$ 207,511	\$ 100,000	\$ 107,511
Kahle Sanitary Landfill	Gasconade	Purchase soil, fill clay pits, and regrade. Repair leachate releases to prevent flow onto adjacent property.	\$ 9,186	\$ 37	\$ 9,224	\$ -	\$ 9,224
Ed Mehl Sanitary Landfill	Camden	Address methane migration and repair cap settlement.	\$ 71,602	\$ 292	\$ 71,894		\$ 71,894
Woods Chapel/ Jackson County Landfills	Jackson	Install four additional gas extraction monitoring wells in accordance with the engineering evaluation submitted in December 2016. Additional gas extraction monitoring wells (probes) are needed in two locations. Continued monitoring of the existing and proposed additions to the gas monitoring network. Additional hydrogeological investigations may be necessary based on monitoring results.	\$ 492,249	\$ 2,044	\$ 494,293	\$ 290,000	\$ 204,293
TOTAL			\$ 993,535	\$ 4,238	\$ 997,773	\$ 491,894	\$ 505,879

NEW DECISION ITEM

RANK: 006 OF 014

Department of Natural Resources Budget Unit 79455C
 Division of Environmental Quality
 Solid Waste Forfeitures PSD Increase DI# 1780002 HB Section 6.280

5. BREAK DOWN THE REQUEST BY BUDGET OBJECT CLASS, JOB CLASS, AND FUND SOURCE. IDENTIFY ONE-TIME COSTS.

Budget Object Class/Job Class	Dept Req GR DOLLARS	Dept Req GR FTE	Dept Req FED DOLLARS	Dept Req FED FTE	Dept Req OTHER DOLLARS	Dept Req OTHER FTE	Dept Req TOTAL DOLLARS	Dept Req TOTAL FTE	Dept Req One-Time DOLLARS
09ER30/Professional Engineer					10,508		10,508		
10EP40/Environmental Program Spv					10,508		10,508		
Total PS	0	0.00	0	0.00	21,016	0.00	21,016	0.00	0
400/Professional Services					975,248		975,248		
Total EE	0		0		975,248		975,248		0
800/Program Distributions					1,509		1,509		
Total PSD	0		0		1,509		1,509		0
Grand Total	0	0.00	0	0.00	997,773	0.00	997,773	0.00	0

Budget Object Class/Job Class	Gov Rec GR DOLLARS	Gov Rec GR FTE	Gov Rec FED DOLLARS	Gov Rec FED FTE	Gov Rec OTHER DOLLARS	Gov Rec OTHER FTE	Gov Rec TOTAL DOLLARS	Gov Rec TOTAL FTE	Gov Rec One-Time DOLLARS
09ER30/Professional Engineer					10,508		10,508		
10EP40/Environmental Program Spv					10,508		10,508		
Total PS	0	0.00	0	0.00	21,016	0.00	21,016	0.00	0
400/Professional Services					975,248		975,248		
Total EE	0		0		975,248		975,248		0
800/Program Distributions					1,509		1,509		
Total PSD	0		0		1,509		1,509		0
Grand Total	0	0.00	0	0.00	997,773	0.00	997,773	0.00	0

NEW DECISION ITEM

RANK: 006 OF 014

Department of Natural Resources Budget Unit 79455C
Division of Environmental Quality
Solid Waste Forfeitures PSD Increase DI# 1780002 HB Section 6.280

6. PERFORMANCE MEASURES (If new decision item has an associated core, separately identify projected performance with & without additional funding.)

6a. Provide an activity measure(s) for the program.

The Department currently has 15 landfill sites that have forfeited their FAIs.

2020 Census Population:

Warren County	35,532
Adair County	25,314
Grundy County	9,808
Carroll County	8,495
Camden County	42,745
Maries County	8,432
Newton County	58,648
Callaway County	44,283
St. Louis County	1,004,125
Jackson County	717,204
Gasconade County	14,794

NEW DECISION ITEM

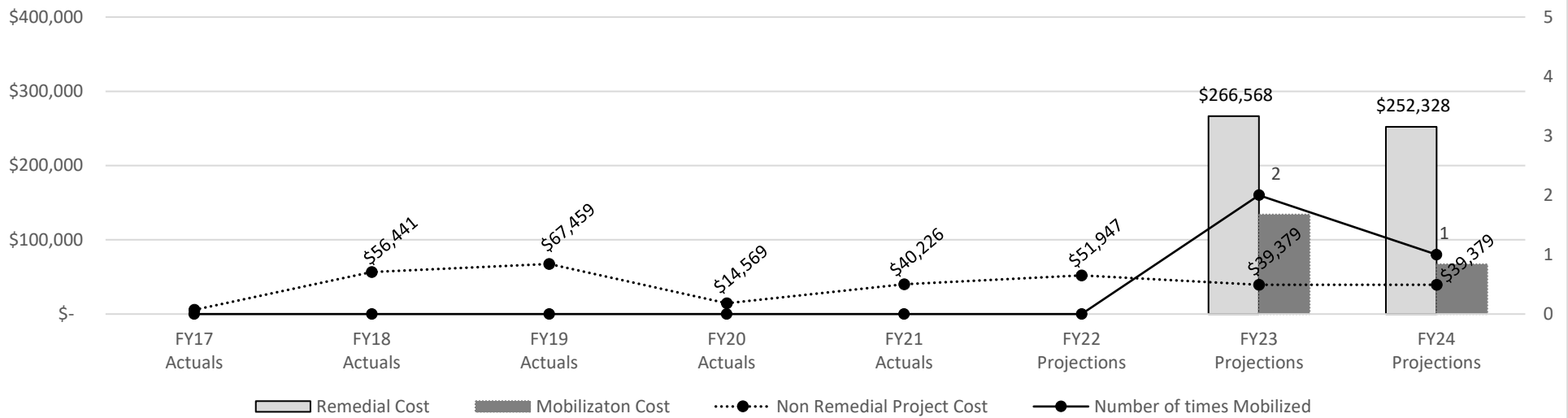
RANK: 006 OF 014

Department of Natural Resources
Division of Environmental Quality
Solid Waste Forfeitures PSD Increase **DI# 1780002**

Budget Unit 79455C
HB Section 6.280

6b. Provide a measure(s) of the program's quality.

Forfeited FAI Remedial Expenses



On April 8, 1994, Resource Conservation Recovery Act Subtitle D was passed into law creating minimum design and operational standards for sanitary landfills. The new law prompted the closure of multiple sanitary landfills that did not meet these minimum design requirements with many of those landfills closing prior to fully funding their financial assurance instruments for closure and post-closure care. When owner/operators of these facilities failed to take steps to properly close and maintain their facilities, those financial instruments were forfeited to the State of Missouri with the funds being dedicated for use in carrying out proper closure, post-closure care, or to take corrective actions at those facilities. This left the State of Missouri with several landfills that currently lack the necessary resources to properly close, maintain the landfill through the post-closure period, and/or take corrective actions. On behalf of the State, the Waste Management Program evaluates these landfill sites each year for work that is needed to maintain these facilities and the program attempts to use those minimal funds to best protect public, health, safety, and the environment. In order to complete this work, the Program needs to be able to fully utilize the already underfunded and underappropriated forfeited amounts in a timely manner as delays can exacerbate problems such as landfill cover erosion, leachate outbreaks, landfill gas migration, etc. further increasing response costs. By increasing the appropriation, this will allow projects to be completed in a single contractor mobilization; thereby, reducing costs.

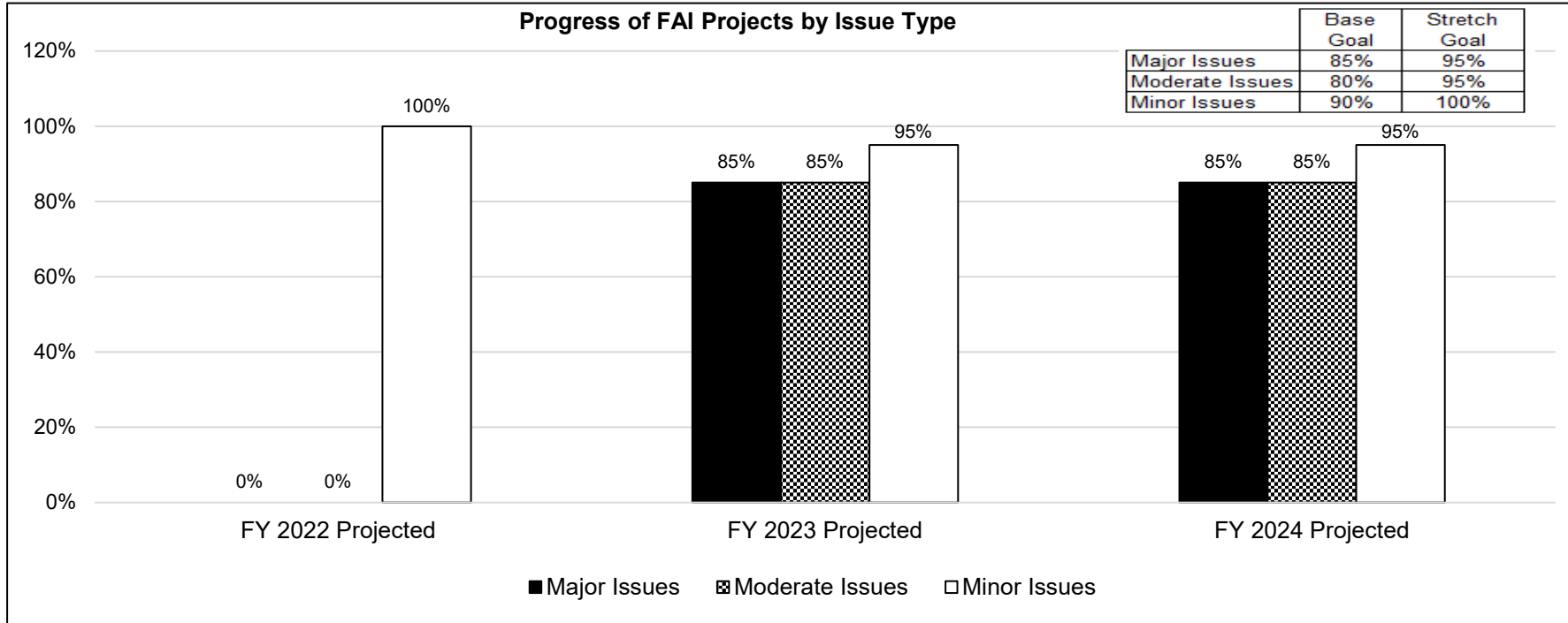
NEW DECISION ITEM

RANK: 006 OF 014

Department of Natural Resources
 Division of Environmental Quality
 Solid Waste Forfeitures PSD Increase DI# 1780002

Budget Unit 79455C
 HB Section 6.280

6c. Provide a measure(s) of the program's impact.



The Waste Management Program routinely assesses each solid waste facility with a forfeited FAI to identify issues that must be addressed with the limited funding available from the forfeited FAIs. Some issues can be promptly satisfied, while others may require longer term projects to ensure any potential threats to human health and the environment are properly addressed. This is a new measure, therefore prior year data is not available.

Minor Issues = mowing, erosion repair, reseeding vegetation, gas well tuning and maintenance; < \$25,000 per project
 Moderate Issues = gas/leachate lateral line repairs, flare repairs, significant repairs to gas or groundwater wells; \$25,001 to \$100,000 per project
 Major Issues = placement of an engineered soil cap/cover, gas system installation (multiple wells), Ground Water wells installation; >\$100,001 per project

NEW DECISION ITEM

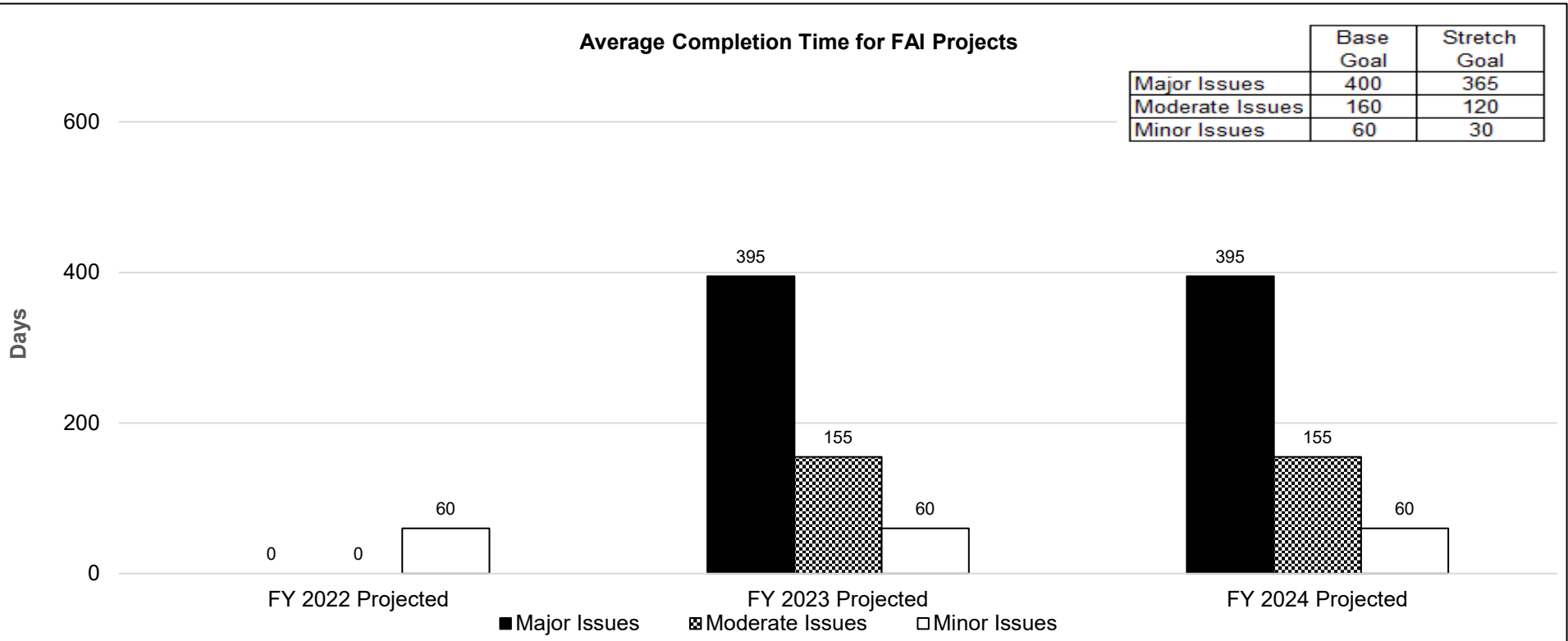
RANK: 006 OF 014

Department of Natural Resources
 Division of Environmental Quality
 Solid Waste Forfeitures PSD Increase DI# 1780002

Budget Unit 79455C
 HB Section 6.280

6d. Provide a measure(s) of the program's efficiency.

Average Completion Time for FAI Projects



The Waste Management Program will classify each issue identified at a solid waste facility with a forfeited FAI by potential risk to human health and the environment. The Waste Management Program will track time in days to sufficiently address the issue and complete the project.

This is a new measure, therefore prior year data is not available.

NEW DECISION ITEM

RANK: 006 OF 014

Department of Natural Resources	Budget Unit <u>79455C</u>
Division of Environmental Quality	
Solid Waste Forfeitures PSD Increase DI# 1780002	HB Section <u>6.280</u>

7. STRATEGIES TO ACHIEVE THE PERFORMANCE MEASUREMENT TARGETS:

FAIs are collateral provided to the state by permitted landfill and scrap tire site owners or operators to be used by the Department when the owner is unable or unwilling to properly implement closure and/or post-closure activities. Sufficient financial assurance is needed to ensure adequate funding for closure and/or post-closure activities for solid waste facilities are conducted when needed to protect public health and safety and the environment. This involves activities required to ensure closed landfills have controls in place for at least 30 years after the landfill closes. Such activities include: maintenance or replacement of the landfill cover, which costs several thousands of dollars per acre; an adequate soil/vegetative cap to prevent water infiltration; methane gas monitoring to protect public safety; monitoring for potential groundwater and surface water impacts; erosion control, and grounds keeping (mowing and removal of trees).

Each of these landfills will be assigned to a project-manager within the Waste Management Program to oversee the contracted assessment review, maintenance, and/or corrective action. The requested increase amount to this appropriation was based on general cost estimates for the work that is required to address the current issues at each landfill and the FAI GR projected fund balance as of June 22, 2022. The Waste Management Program anticipates that requested appropriation levels will be necessary to address future solid waste facility issues, including emergencies.

DEPARTMENT OF NATURAL RESOURCES

DECISION ITEM DETAIL

Budget Unit	FY 2021	FY 2021	FY 2022	FY 2022	FY 2023	FY 2023	FY 2023	FY 2023
Decision Item	ACTUAL	ACTUAL	BUDGET	BUDGET	DEPT REQ	DEPT REQ	GOV REC	GOV REC
Budget Object Class	DOLLAR	FTE	DOLLAR	FTE	DOLLAR	FTE	DOLLAR	FTE
SOLID WASTE FORFEITURES								
Solid Waste Forfeitures Incr - 1780002								
PROFESSIONAL ENGINEER	0	0.00	0	0.00	10,508	0.00	10,508	0.00
ENVIRONMENTAL PROGRAM SPV	0	0.00	0	0.00	10,508	0.00	10,508	0.00
TOTAL - PS	0	0.00	0	0.00	21,016	0.00	21,016	0.00
PROFESSIONAL SERVICES	0	0.00	0	0.00	975,248	0.00	975,248	0.00
TOTAL - EE	0	0.00	0	0.00	975,248	0.00	975,248	0.00
PROGRAM DISTRIBUTIONS	0	0.00	0	0.00	1,509	0.00	1,509	0.00
TOTAL - PD	0	0.00	0	0.00	1,509	0.00	1,509	0.00
GRAND TOTAL	\$0	0.00	\$0	0.00	\$997,773	0.00	\$997,773	0.00
GENERAL REVENUE	\$0	0.00	\$0	0.00	\$0	0.00	\$0	0.00
FEDERAL FUNDS	\$0	0.00	\$0	0.00	\$0	0.00	\$0	0.00
OTHER FUNDS	\$0	0.00	\$0	0.00	\$997,773	0.00	\$997,773	0.00

CORE DECISION ITEM

Department of Natural Resources	Budget Unit 78855C
Division of Environmental Quality	
Regional Offices Operations Core	HB Section 6.225

1. CORE FINANCIAL SUMMARY

	FY 2023 Budget Request					FY 2023 Governor's Recommendation			
	GR	Federal	Other	Total		GR	Fed	Other	Total
PS	2,233,701	3,405,911	4,130,578	9,770,190	PS	2,233,701	3,405,911	4,130,578	9,770,190
EE	157,812	359,920	531,726	1,049,458	EE	157,812	359,920	531,726	1,049,458
PSD	0	0	0	0	PSD	0	0	0	0
Total	2,391,513	3,765,831	4,662,304	10,819,648	Total	2,391,513	3,765,831	4,662,304	10,819,648
FTE	45.67	63.92	86.56	196.15	FTE	45.67	63.92	86.56	196.15

Est. Fringe	1,340,221	2,043,547	2,478,347	5,862,114
--------------------	-----------	-----------	-----------	-----------

Note: Fringes budgeted in House Bill 5 except for certain fringes budgeted directly to MoDOT, Highway Patrol, and Conservation.

Est. Fringe	1,340,221	2,043,547	2,478,347	5,862,114
--------------------	-----------	-----------	-----------	-----------

Note: Fringes budgeted in House Bill 5 except for certain fringes budgeted directly to MoDOT, Highway Patrol, and Conservation.

Other Funds: Missouri Air Emission Reduction Fund (0267); Cost Allocation Fund (0500); Natural Resources Protection Fund - Water Pollution Permit Fee Subaccount (0568); Solid Waste Management Fund – Scrap Tire Subaccount (0569); Solid Waste Management Fund (0570); Natural Resources Protection Fund - Air Pollution Asbestos Fee Subaccount (0584); Natural Resources Protection Fund – Air Pollution Permit Fee Subaccount (0594); Water and Wastewater Loan Fund (0649); Hazardous Waste Fund (0676); and Safe Drinking Water Fund (0679)

Core Reductions: The FY 2023 Budget Request includes voluntary core reductions of \$95,000 Expense and Equipment.

2. CORE DESCRIPTION

The Regional Offices and Central Field Operations are located throughout the state of Missouri and work in partnership with the DEQ environmental programs to protect the state's air, land, and water resources, which are important for Missouri citizens' quality of life and the economy. The program provides consistent, efficient delivery of services closer to where Missourians live and work. This is accomplished through timely compliance assistance, inspection, on-site visits to permitted facilities, wastewater and air burn permit issuance, and investigating reported environmental concerns. Regional offices are located throughout the state to provide more local access to those we serve.

CORE DECISION ITEM

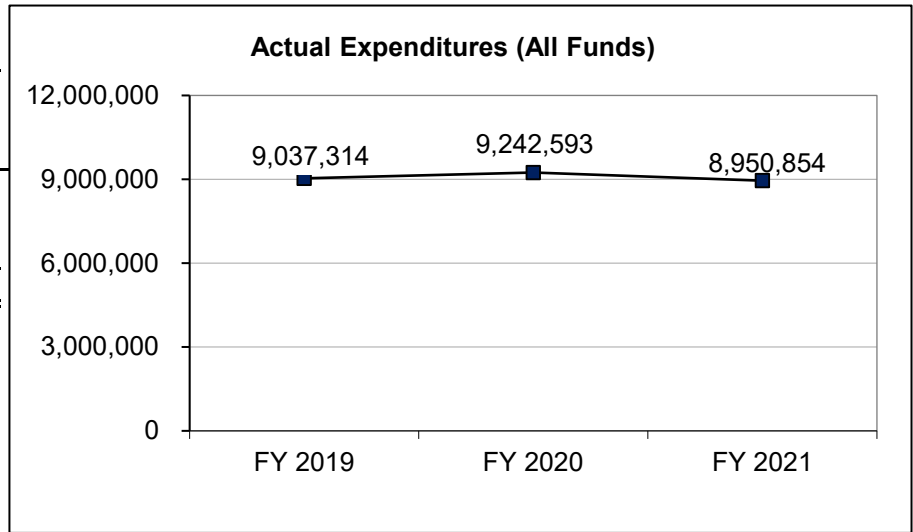
Department of Natural Resources	Budget Unit <u>78855C</u>
Division of Environmental Quality	
Regional Offices Operations Core	HB Section <u>6.225</u>

3. PROGRAM LISTING (list programs included in this core funding)

Regional Offices

4. FINANCIAL HISTORY

	FY 2019 Actual	FY 2020 Actual	FY 2021 Actual	FY 2022 Current Yr.
Appropriation (All Funds)	10,860,013	10,819,269	10,917,910	10,914,648
Less Reverted (All Funds)	(36,643)	(70,803)	(72,582)	(71,745)
Less Restricted (All Funds)	0	0	0	0
Budget Authority (All Funds)	10,823,370	10,748,466	10,845,328	10,842,903
Actual Expenditures (All Funds)	9,037,314	9,242,593	8,950,854	N/A
Unexpended (All Funds)	1,786,056	1,505,873	1,894,474	N/A
Unexpended, by Fund:				
General Revenue	401,790	249,441	159,568	N/A
Federal	570,446	422,121	595,903	N/A
Other	813,820	834,311	1,139,003	N/A
	(1)	(1)	(1)	



Reverted includes the statutory three-percent reserve amount (when applicable).

Restricted includes any Governor's Expenditure Restrictions which remained at the end of the fiscal year (when applicable).

NOTES:

(1) The Department continues to review operating expenditures to be efficient and effective with state resources.

CORE RECONCILIATION DETAIL

**DEPARTMENT OF NATURAL RESOURCES
REGIONAL OFFICES**

5. CORE RECONCILIATION DETAIL

				Budget Class	FTE	GR	Federal	Other	Total	Explanation
TAFP AFTER VETOES										
				PS	196.15	2,233,701	3,405,911	4,130,578	9,770,190	
				EE	0.00	157,812	409,920	576,726	1,144,458	
				Total	196.15	2,391,513	3,815,831	4,707,304	10,914,648	
DEPARTMENT CORE ADJUSTMENTS										
Core Reduction	168	5355	EE	0.00	0	0	(10,000)	(10,000)		Voluntary core reductions will more closely align the budget with planned spending.
Core Reduction	168	5353	EE	0.00	0	0	(10,000)	(10,000)		Voluntary core reductions will more closely align the budget with planned spending.
Core Reduction	168	5350	EE	0.00	0	(50,000)	0	(50,000)		Voluntary core reductions will more closely align the budget with planned spending.
Core Reduction	168	5351	EE	0.00	0	0	(25,000)	(25,000)		Voluntary core reductions will more closely align the budget with planned spending.
Core Reallocation	167	8858	PS	(1.00)	0	0	0	0	0	Core reallocations will more closely align the budget with planned spending.
Core Reallocation	167	7790	PS	0.50	0	0	0	0	0	Core reallocations will more closely align the budget with planned spending.
Core Reallocation	167	5346	PS	0.50	0	0	0	0	0	Core reallocations will more closely align the budget with planned spending.
NET DEPARTMENT CHANGES					0.00	0	(50,000)	(45,000)	(95,000)	

CORE RECONCILIATION DETAIL

**DEPARTMENT OF NATURAL RESOURCES
REGIONAL OFFICES**

5. CORE RECONCILIATION DETAIL

	Budget Class	FTE	GR	Federal	Other	Total	Explanation
DEPARTMENT CORE REQUEST							
	PS	196.15	2,233,701	3,405,911	4,130,578	9,770,190	
	EE	0.00	157,812	359,920	531,726	1,049,458	
	Total	196.15	2,391,513	3,765,831	4,662,304	10,819,648	
GOVERNOR'S RECOMMENDED CORE							
	PS	196.15	2,233,701	3,405,911	4,130,578	9,770,190	
	EE	0.00	157,812	359,920	531,726	1,049,458	
	Total	196.15	2,391,513	3,765,831	4,662,304	10,819,648	

DEPARTMENT OF NATURAL RESOURCES

DECISION ITEM SUMMARY

Budget Unit								
Decision Item	FY 2021	FY 2021	FY 2022	FY 2022	FY 2023	FY 2023	FY 2023	FY 2023
Budget Object Summary	ACTUAL	ACTUAL	BUDGET	BUDGET	DEPT REQ	DEPT REQ	GOV REC	GOV REC
Fund	DOLLAR	FTE	DOLLAR	FTE	DOLLAR	FTE	DOLLAR	FTE
REGIONAL OFFICES								
CORE								
PERSONAL SERVICES								
GENERAL REVENUE	1,995,144	45.62	2,233,701	45.67	2,233,701	45.67	2,233,701	45.67
DEPT NATURAL RESOURCES	3,139,599	64.31	3,405,911	63.92	3,405,911	63.92	3,405,911	63.92
MO AIR EMISSION REDUCTION	123,347	2.28	173,302	4.05	173,302	3.05	173,302	3.05
DNR COST ALLOCATION	303,129	7.63	385,859	9.36	385,859	9.36	385,859	9.36
NRP-WATER POLLUTION PERMIT FEE	1,165,331	25.06	1,167,669	22.95	1,167,669	22.95	1,167,669	22.95
SOLID WASTE MGMT-SCRAP TIRE	220,670	4.74	245,348	4.80	245,348	4.80	245,348	4.80
SOLID WASTE MANAGEMENT	388,567	8.12	398,739	9.28	398,739	9.28	398,739	9.28
NRP-AIR POLLUTION ASBESTOS FEE	73,181	1.50	76,710	1.92	76,710	1.92	76,710	1.92
NRP-AIR POLLUTION PERMIT FEE	321,267	6.47	440,182	9.39	440,182	9.89	440,182	9.89
HAZARDOUS WASTE FUND	119,206	2.45	219,776	4.12	219,776	4.62	219,776	4.62
SAFE DRINKING WATER FUND	608,871	12.17	1,022,993	20.69	1,022,993	20.69	1,022,993	20.69
TOTAL - PS	8,458,312	180.35	9,770,190	196.15	9,770,190	196.15	9,770,190	196.15
EXPENSE & EQUIPMENT								
GENERAL REVENUE	142,103	0.00	157,812	0.00	157,812	0.00	157,812	0.00
DEPT NATURAL RESOURCES	146,606	0.00	409,920	0.00	359,920	0.00	359,920	0.00
MO AIR EMISSION REDUCTION	6,989	0.00	20,133	0.00	20,133	0.00	20,133	0.00
NRP-WATER POLLUTION PERMIT FEE	51,976	0.00	133,798	0.00	108,798	0.00	108,798	0.00
SOLID WASTE MGMT-SCRAP TIRE	9,391	0.00	30,248	0.00	30,248	0.00	30,248	0.00
SOLID WASTE MANAGEMENT	18,256	0.00	61,815	0.00	51,815	0.00	51,815	0.00
NRP-AIR POLLUTION ASBESTOS FEE	9,919	0.00	17,000	0.00	17,000	0.00	17,000	0.00
NRP-AIR POLLUTION PERMIT FEE	27,553	0.00	71,743	0.00	61,743	0.00	61,743	0.00
HAZARDOUS WASTE FUND	4,687	0.00	16,211	0.00	16,211	0.00	16,211	0.00
SAFE DRINKING WATER FUND	75,062	0.00	225,778	0.00	225,778	0.00	225,778	0.00
TOTAL - EE	492,542	0.00	1,144,458	0.00	1,049,458	0.00	1,049,458	0.00
TOTAL	8,950,854	180.35	10,914,648	196.15	10,819,648	196.15	10,819,648	196.15
Pay Plan - 0000012								
PERSONAL SERVICES								
GENERAL REVENUE	0	0.00	0	0.00	0	0.00	500,535	0.00
MO AIR EMISSION REDUCTION	0	0.00	0	0.00	0	0.00	9,625	0.00
SOLID WASTE MGMT-SCRAP TIRE	0	0.00	0	0.00	0	0.00	13,628	0.00
SOLID WASTE MANAGEMENT	0	0.00	0	0.00	0	0.00	22,147	0.00

1/31/22 7:53

im_disummary

DEPARTMENT OF NATURAL RESOURCES

DECISION ITEM SUMMARY

Budget Unit								
Decision Item	FY 2021	FY 2021	FY 2022	FY 2022	FY 2023	FY 2023	FY 2023	FY 2023
Budget Object Summary	ACTUAL	ACTUAL	BUDGET	BUDGET	DEPT REQ	DEPT REQ	GOV REC	GOV REC
Fund	DOLLAR	FTE	DOLLAR	FTE	DOLLAR	FTE	DOLLAR	FTE
REGIONAL OFFICES								
Pay Plan - 0000012								
PERSONAL SERVICES								
HAZARDOUS WASTE FUND	0	0.00	0	0.00	0	0.00	12,208	0.00
SAFE DRINKING WATER FUND	0	0.00	0	0.00	0	0.00	56,821	0.00
TOTAL - PS	0	0.00	0	0.00	0	0.00	614,964	0.00
TOTAL	0	0.00	0	0.00	0	0.00	614,964	0.00
Pay Plan FY22-Cost to Continue - 0000013								
PERSONAL SERVICES								
GENERAL REVENUE	0	0.00	0	0.00	22,116	0.00	22,116	0.00
DEPT NATURAL RESOURCES	0	0.00	0	0.00	33,723	0.00	33,723	0.00
MO AIR EMISSION REDUCTION	0	0.00	0	0.00	1,716	0.00	1,716	0.00
DNR COST ALLOCATION	0	0.00	0	0.00	3,821	0.00	3,821	0.00
NRP-WATER POLLUTION PERMIT FEE	0	0.00	0	0.00	11,561	0.00	11,561	0.00
SOLID WASTE MGMT-SCRAP TIRE	0	0.00	0	0.00	2,428	0.00	2,428	0.00
SOLID WASTE MANAGEMENT	0	0.00	0	0.00	3,949	0.00	3,949	0.00
NRP-AIR POLLUTION ASBESTOS FEE	0	0.00	0	0.00	760	0.00	760	0.00
NRP-AIR POLLUTION PERMIT FEE	0	0.00	0	0.00	4,359	0.00	4,359	0.00
HAZARDOUS WASTE FUND	0	0.00	0	0.00	2,175	0.00	2,175	0.00
SAFE DRINKING WATER FUND	0	0.00	0	0.00	10,130	0.00	10,130	0.00
TOTAL - PS	0	0.00	0	0.00	96,738	0.00	96,738	0.00
TOTAL	0	0.00	0	0.00	96,738	0.00	96,738	0.00
GRAND TOTAL	\$8,950,854	180.35	\$10,914,648	196.15	\$10,916,386	196.15	\$11,531,350	196.15

DEPARTMENT OF NATURAL RESOURCES

DECISION ITEM DETAIL

Budget Unit	FY 2021	FY 2021	FY 2022	FY 2022	FY 2023	FY 2023	FY 2023	FY 2023
Decision Item	ACTUAL	ACTUAL	BUDGET	BUDGET	DEPT REQ	DEPT REQ	GOV REC	GOV REC
Budget Object Class	DOLLAR	FTE	DOLLAR	FTE	DOLLAR	FTE	DOLLAR	FTE
REGIONAL OFFICES								
CORE								
SR OFFICE SUPPORT ASSISTANT	16,960	0.61	0	0.00	0	0.00	0	0.00
ACCOUNTING CLERK	1,161	0.04	0	0.00	0	0.00	0	0.00
EXECUTIVE II	8,102	0.21	0	0.00	0	0.00	0	0.00
ENVIRONMENTAL SPEC I	7,681	0.23	0	0.00	0	0.00	0	0.00
ENVIRONMENTAL SPEC II	28,543	0.71	0	0.00	0	0.00	0	0.00
ENVIRONMENTAL SPEC III	119,726	2.65	0	0.00	0	0.00	0	0.00
ENVIRONMENTAL ENGR I	1,906	0.05	0	0.00	0	0.00	0	0.00
ENVIRONMENTAL ENGR II	28,199	0.54	0	0.00	0	0.00	0	0.00
ENVIRONMENTAL ENGR III	17,515	0.29	0	0.00	0	0.00	0	0.00
ENVIRONMENTAL SCIENTIST	13,192	0.25	0	0.00	0	0.00	0	0.00
ENVIRONMENTAL SUPERVISOR	59,623	1.04	0	0.00	0	0.00	0	0.00
WATER SPEC III	13,026	0.29	0	0.00	0	0.00	0	0.00
TECHNICAL ASSISTANT I	1,108	0.04	0	0.00	0	0.00	0	0.00
TECHNICAL ASSISTANT II	6,364	0.22	0	0.00	0	0.00	0	0.00
ENVIRONMENTAL MGR B1	34,240	0.52	0	0.00	0	0.00	0	0.00
MISCELLANEOUS TECHNICAL	10,042	0.33	0	0.00	0	0.00	0	0.00
ADMIN SUPPORT ASSISTANT	387,461	13.90	525,583	18.70	572,580	18.70	572,580	18.70
ADMIN SUPPORT PROFESSIONAL	185,663	4.79	195,702	5.00	198,867	5.00	198,867	5.00
ASSISTANT ENGINEER	51,541	1.13	0	0.00	0	0.00	0	0.00
ASSOCIATE ENGINEER	654,890	12.66	782,489	15.00	784,577	15.00	784,577	15.00
PROFESSIONAL ENGINEER	172,992	2.88	182,285	3.00	182,286	3.00	182,286	3.00
ENGINEER SUPERVISOR	114,075	1.92	120,226	2.00	120,226	2.00	120,226	2.00
ENGNG SURVEYING & FIELD AIDE	165,832	5.56	183,642	6.00	180,676	6.00	180,676	6.00
ENVIRONMENTAL PROGRAM ASST	74,929	2.12	0	0.00	0	0.00	0	0.00
ENVIRONMENTAL PROGRAM ANALYST	3,740,629	84.76	5,014,433	100.45	4,967,577	100.45	4,967,577	100.45
ENVIRONMENTAL PROGRAM SPEC	362,989	6.71	382,529	7.00	378,080	7.00	378,080	7.00
ENVIRONMENTAL PROGRAM SPV	1,425,670	24.92	1,557,864	27.00	1,558,282	27.00	1,558,282	27.00
ENVIRONMENTAL PROGRAM MANAGER	754,253	10.98	825,437	12.00	827,039	12.00	827,039	12.00
TOTAL - PS	8,458,312	180.35	9,770,190	196.15	9,770,190	196.15	9,770,190	196.15
TRAVEL, IN-STATE	69,917	0.00	291,324	0.00	266,324	0.00	266,324	0.00
TRAVEL, OUT-OF-STATE	568	0.00	12,746	0.00	12,746	0.00	12,746	0.00
FUEL & UTILITIES	0	0.00	32,098	0.00	22,098	0.00	22,098	0.00

DEPARTMENT OF NATURAL RESOURCES

DECISION ITEM DETAIL

Budget Unit	FY 2021	FY 2021	FY 2022	FY 2022	FY 2023	FY 2023	FY 2023	FY 2023
Decision Item	ACTUAL	ACTUAL	BUDGET	BUDGET	DEPT REQ	DEPT REQ	GOV REC	GOV REC
Budget Object Class	DOLLAR	FTE	DOLLAR	FTE	DOLLAR	FTE	DOLLAR	FTE
REGIONAL OFFICES								
CORE								
SUPPLIES	118,900	0.00	295,363	0.00	265,363	0.00	265,363	0.00
PROFESSIONAL DEVELOPMENT	14,219	0.00	73,182	0.00	73,182	0.00	73,182	0.00
COMMUNICATION SERV & SUPP	73,686	0.00	144,995	0.00	124,995	0.00	124,995	0.00
PROFESSIONAL SERVICES	126,352	0.00	79,700	0.00	79,700	0.00	79,700	0.00
HOUSEKEEPING & JANITORIAL SERV	25	0.00	8,101	0.00	8,101	0.00	8,101	0.00
M&R SERVICES	47,194	0.00	87,761	0.00	87,761	0.00	87,761	0.00
COMPUTER EQUIPMENT	133	0.00	0	0.00	0	0.00	0	0.00
MOTORIZED EQUIPMENT	0	0.00	4	0.00	4	0.00	4	0.00
OFFICE EQUIPMENT	643	0.00	49,029	0.00	44,029	0.00	44,029	0.00
OTHER EQUIPMENT	25,478	0.00	40,034	0.00	35,034	0.00	35,034	0.00
BUILDING LEASE PAYMENTS	0	0.00	2,155	0.00	2,155	0.00	2,155	0.00
EQUIPMENT RENTALS & LEASES	12,093	0.00	15,557	0.00	15,557	0.00	15,557	0.00
MISCELLANEOUS EXPENSES	3,334	0.00	12,409	0.00	12,409	0.00	12,409	0.00
TOTAL - EE	492,542	0.00	1,144,458	0.00	1,049,458	0.00	1,049,458	0.00
GRAND TOTAL	\$8,950,854	180.35	\$10,914,648	196.15	\$10,819,648	196.15	\$10,819,648	196.15
GENERAL REVENUE	\$2,137,247	45.62	\$2,391,513	45.67	\$2,391,513	45.67	\$2,391,513	45.67
FEDERAL FUNDS	\$3,286,205	64.31	\$3,815,831	63.92	\$3,765,831	63.92	\$3,765,831	63.92
OTHER FUNDS	\$3,527,402	70.42	\$4,707,304	86.56	\$4,662,304	86.56	\$4,662,304	86.56

PROGRAM DESCRIPTION

Department of Natural Resources

HB Section(s): 6.225

DEQ - Regional Offices

Program is found in the following core budget(s): Regional Offices

1a. What strategic priority does this program address?

The Regional Offices and Central Field Operations Office will help Missouri citizens thrive by managing natural resources to promote a healthy environment and economy by:

- Promoting environmental responsibility and resource stewardship.
- Enhancing services, information, and communication to improve customer experience.
- Modernizing infrastructure, strengthening workforce, and supporting economic development.
- Improving internal processes to better serve our customers.

1b. What does this program do?

Five regional offices and the Central Field Operations office are located throughout the state to provide locally-available technical expertise, assistance, and knowledge of Department resources and services to the public and regulated entities to promote environmental protection. (Lee's Summit, Macon, St. Louis, Springfield, Poplar Bluff, and Jefferson City).

Regional offices/Central Field Operations office:

Provide training, customer service, and environmental assistance to the public, regulated entities, agencies, local government and organizations, and other Department staff.

Provide compliance assistance to regulated entities and the public.

Conduct inspections of regulated entities and issue permits to maintain environmental protection.

Respond to environmental concerns reported by citizens.

Respond to environmental emergencies like flooding, drinking water outages, storm damage, and fish kills.

PROGRAM DESCRIPTION

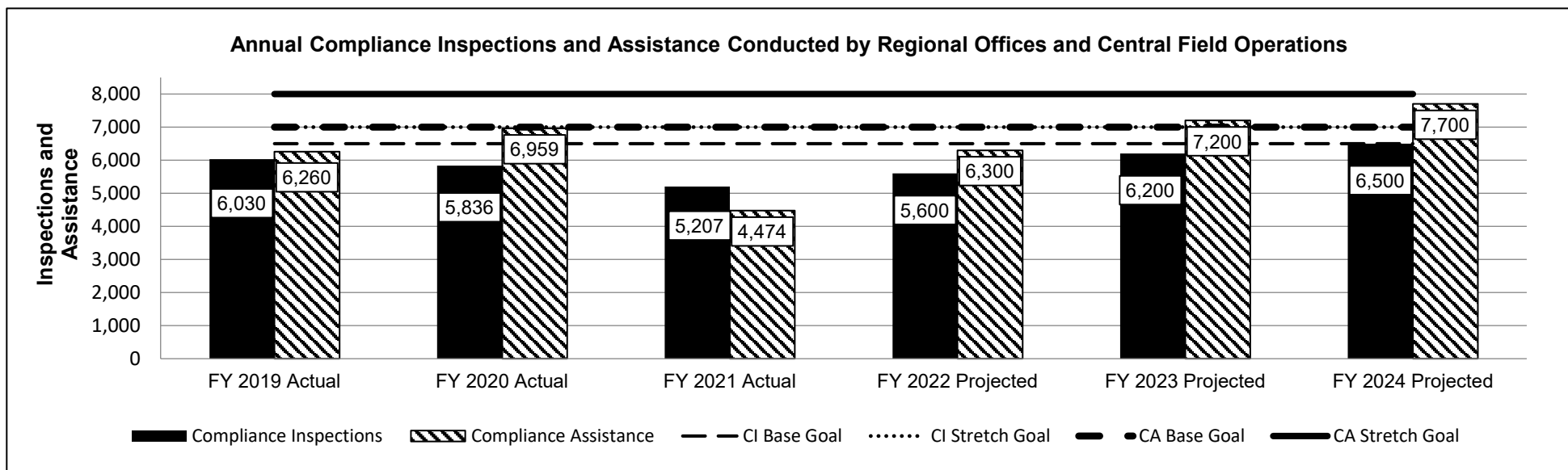
Department of Natural Resources

HB Section(s): 6.225

DEQ - Regional Offices

Program is found in the following core budget(s): Regional Offices

2a. Provide an activity measure(s) for the program.



Compliance Inspections:

The number of inspections varies based on demand work, environmental concerns, EPA priority, and risk. The EPA inspection goal for Missouri in 2021 was 2,718. Office restructuring and vacancies temporarily reduced the overall number of inspections possible for FY 2019. Limitations on field activities and held vacancies as a result of COVID-19 impacted on-site inspection numbers in FY 2020 and FY 2021.

Compliance Assistance:

Compliance assistance efforts consist of field and office work that provide technical expertise, guidance, or training to an entity in order to assist them in returning to or maintaining compliance with environmental rules and regulations. A focused and more consistent tracking approach was put into place in FY 2018 as well as a Department-wide focus on compliance assistance. Limitations on field activities as a result of COVID-19 impacted on-site assistance numbers in FY 2021.

FY 2020 Compliance Inspections and FY 2020 Compliance Assistance actuals were updated based on the most recently available data.

PROGRAM DESCRIPTION

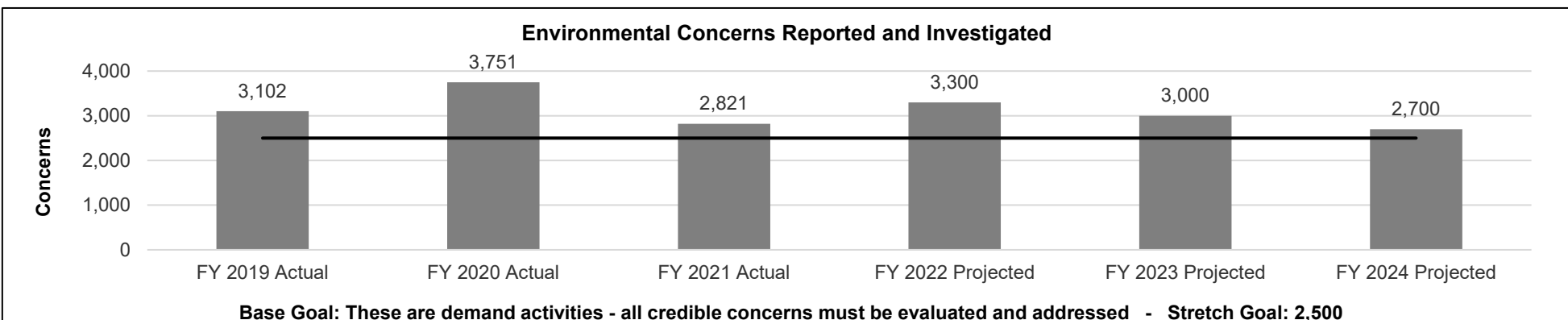
Department of Natural Resources

HB Section(s): 6.225

DEQ - Regional Offices

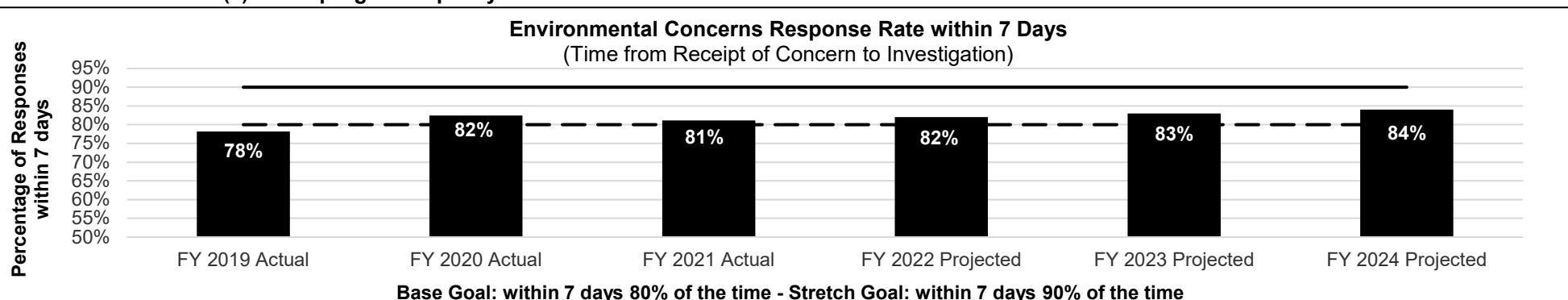
Program is found in the following core budget(s): Regional Offices

2a. Provide an activity measure(s) for the program (continued).



As a result of increased compliance assistance, the Department expects a reduction in concerns. FY 2020 Actuals were updated based on the most recently available data. In FY 2020, the Department received a higher level of concerns in the St. Louis area related to landfills. In FY 2021, the Department received fewer reported concerns likely due to the reduction of regulated activities as a result of COVID-19.

2b. Provide a measure(s) of the program's quality.



Limitations on field activities and held vacancies as a result of COVID-19 impacted overall response time in FY 2020 and FY 2021; however, 91% of responses were within 15 days.

PROGRAM DESCRIPTION

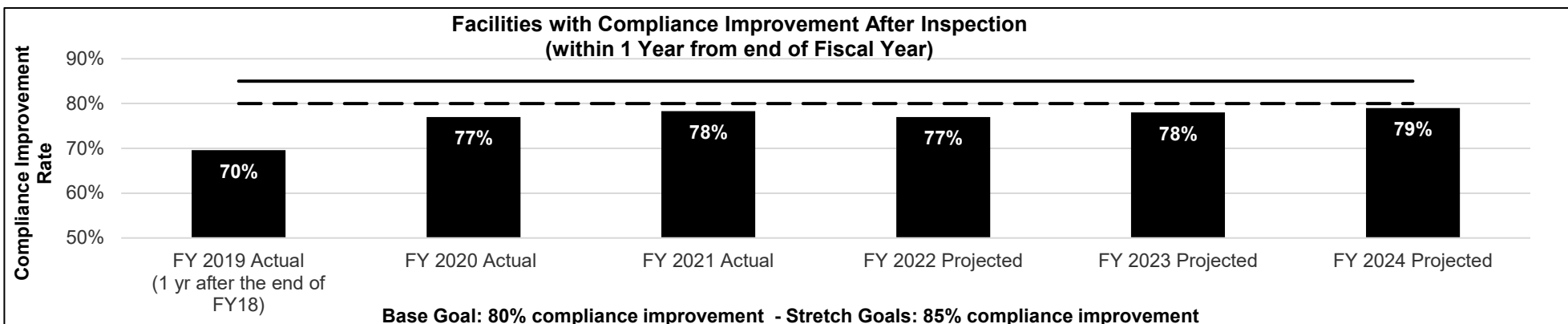
Department of Natural Resources

HB Section(s): 6.225

DEQ - Regional Offices

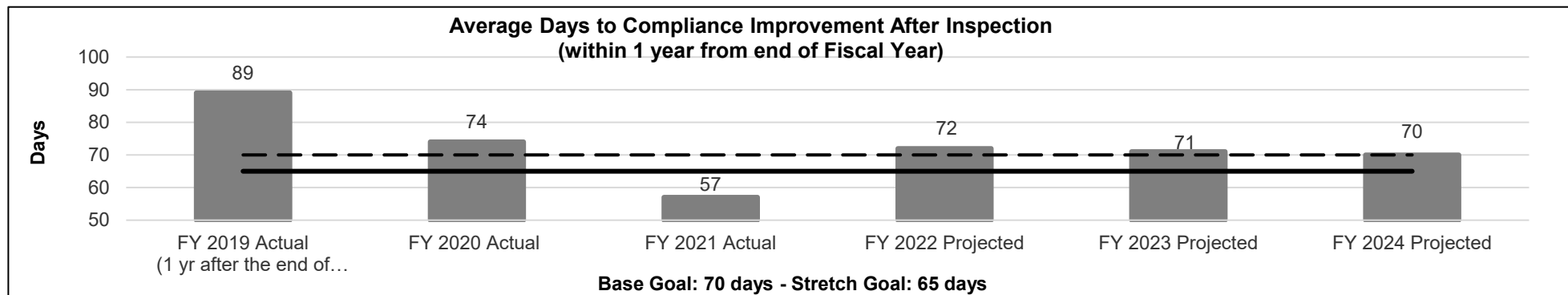
Program is found in the following core budget(s): Regional Offices

2c. Provide a measure(s) of the program's impact.



Each year's data represented above is a result of facilities' efforts and staff compliance assistance efforts performed since the date of the previous fiscal year's inspection. An increased compliance assistance focus was initiated in FY 2019.

2d. Provide a measure(s) of the program's efficiency.



Each year's data represented above is a result of facilities' efforts and staff compliance assistance efforts performed since the date of the previous fiscal year's inspection. An increased compliance assistance focus was initiated in FY 2019. FY 2022 through FY 2024 projections anticipate an increase in average days to compliance industrial activities and inspections increase to pre-COVID-19 levels.

PROGRAM DESCRIPTION

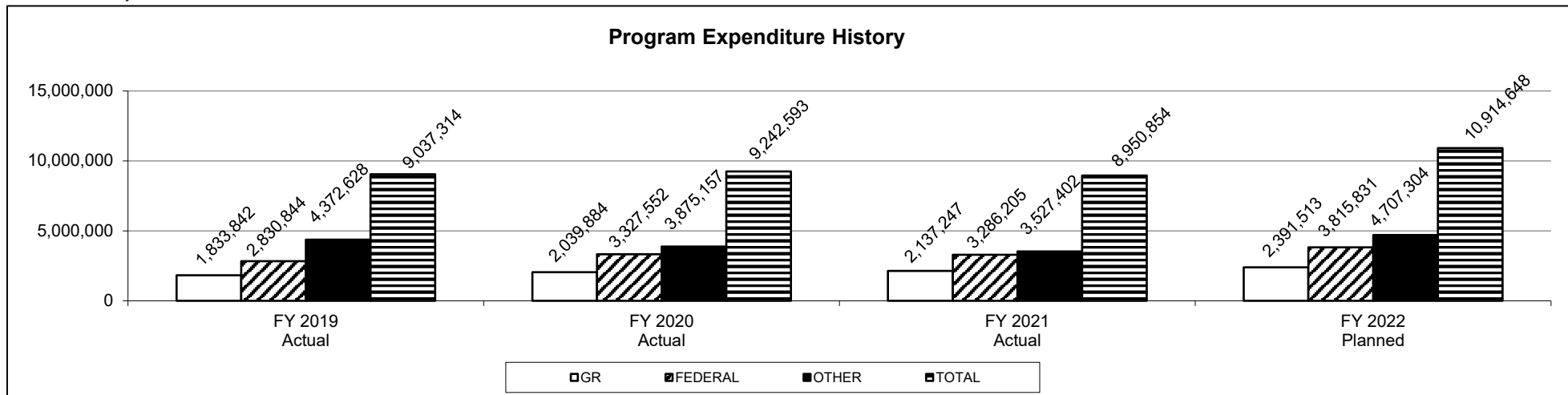
Department of Natural Resources

HB Section(s): 6.225

DEQ - Regional Offices

Program is found in the following core budget(s): Regional Offices

3. Provide actual expenditures for the prior three fiscal years and planned expenditures for the current fiscal year. (Note: Amounts do not include fringe benefit costs.)



FY 2022 Planned is shown at full appropriation.

4. What are the sources of the "Other " funds?

Missouri Air Emission Reduction Fund (0267); Cost Allocation Fund (0500); Natural Resources Protection Fund - Water Pollution Permit Fee Subaccount (0568); Solid Waste Management Fund - Scrap Tire Subaccount (0569); Solid Waste Management Fund (0570); Natural Resources Protection Fund - Air Pollution Asbestos Fee Subaccount (0584); Natural Resources Protection Fund - Air Pollution Permit Fee Subaccount (0594); Soil and Water Sales Tax Fund (0614); Water and Wastewater Loan Fund (0649); Hazardous Waste Fund (0676); and Safe Drinking Water Fund (0679)

PROGRAM DESCRIPTION

Department of Natural Resources

HB Section(s): 6.225

DEQ - Regional Offices

Program is found in the following core budget(s): Regional Offices

5. What is the authorization for this program, i.e., federal or state statute, etc.? (Include the federal program number, if applicable.)

Federal Clean Water Act, as amended
Federal Safe Drinking Water Act, as amended
Federal Clean Air Act, with amendments, 1990
Federal Comprehensive Environmental Response, Compensation, and Liability Act of 1980, as amended
Federal Superfund Amendments and Reauthorization Act of 1986
Federal Resource Conservation and Recovery Act of 1976, as amended
Federal Solid Waste Disposal Act of 1976, as amended
RSMo 640.040 Cleanup of Controlled Substance
RSMo 260.500 through 260.552 Hazardous Substance Emergency Response

Also see program authorization in the core operating budgets for the Division of Environmental Quality's Water Protection Program, Air Pollution Control Program, Environmental Remediation Program, and Waste Management Program.

6. Are there federal matching requirements? If yes, please explain.

Performance Partnership Grant	Match varies by component
Drinking Water State Revolving Fund	20% State
Clean Water State Revolving Fund	20% State

7. Is this a federally mandated program? If yes, please explain.

The Regional Offices and Central Field Operations office provide support to implement the Clean Water Act; Safe Drinking Water Act; Clean Air Act; Resource Conservation and Recovery Act; Comprehensive Environmental Response, Compensation, and Liability Act; and Superfund Amendments and Reauthorization Act.

CORE DECISION ITEM

Department of Natural Resources	Budget Unit 78885C
Division of Environmental Quality	
Environmental Services Program Operations Core	HB Section 6.225

1. CORE FINANCIAL SUMMARY

	FY 2023 Budget Request					FY 2023 Governor's Recommendation			
	GR	Federal	Other	Total		GR	Fed	Other	Total
PS	1,106,215	1,571,235	1,880,200	4,557,650	PS	1,106,215	1,571,235	1,880,200	4,557,650
EE	286,154	540,448	475,845	1,302,447	EE	286,154	540,448	475,845	1,302,447
PSD	0	0	0	0	PSD	0	0	0	0
Total	1,392,369	2,111,683	2,356,045	5,860,097	Total	1,392,369	2,111,683	2,356,045	5,860,097
FTE	20.95	32.36	34.69	88.00	FTE	20.95	32.36	34.69	88.00

Est. Fringe	663,729	942,741	1,128,120	2,734,590
--------------------	---------	---------	-----------	-----------

Est. Fringe	663,729	942,741	1,128,120	2,734,590
--------------------	---------	---------	-----------	-----------

Note: Fringes budgeted in House Bill 5 except for certain fringes budgeted directly to MoDOT, Highway Patrol, and Conservation.

Note: Fringes budgeted in House Bill 5 except for certain fringes budgeted directly to MoDOT, Highway Patrol, and Conservation.

Other Funds: Natural Resources Protection Fund - Damages Subaccount (0555); Natural Resources Protection Fund - Water Pollution Permit Fee Subaccount (0568); Solid Waste Management Fund (0570); Natural Resources Protection Fund – Air Pollution Permit Fee Subaccount (0594); Environmental Radiation Monitoring Fund (0656); Hazardous Waste Fund (0676); and Safe Drinking Water Fund (0679)

2. CORE DESCRIPTION

The Environmental Services Program (ESP) provides field support and monitoring functions throughout Missouri. The Environmental Emergency Response Section maintains 24 hour per day support and response capability for hazardous substance releases, radiological incidents, homeland security events, and natural disasters. Local fire departments, haz-mat teams, law enforcement, and first responders rely upon these services. In FY 2021, over 800 hazardous substance spills, leaks, and other chemical-related incidents were reported through the emergency response system. ESP includes the state's environmental laboratory, which is certified by the U.S. Environmental Protection Agency (EPA). The program performs chemical analysis of public drinking water supplies and also collects and analyzes air, water, and soil samples. ESP provides management and oversight for the Hazardous Substances Analysis & Emergency Response PSD budget unit, which is located in a separate core decision item form.

CORE DECISION ITEM

Department of Natural Resources
Division of Environmental Quality
Environmental Services Program Operations Core

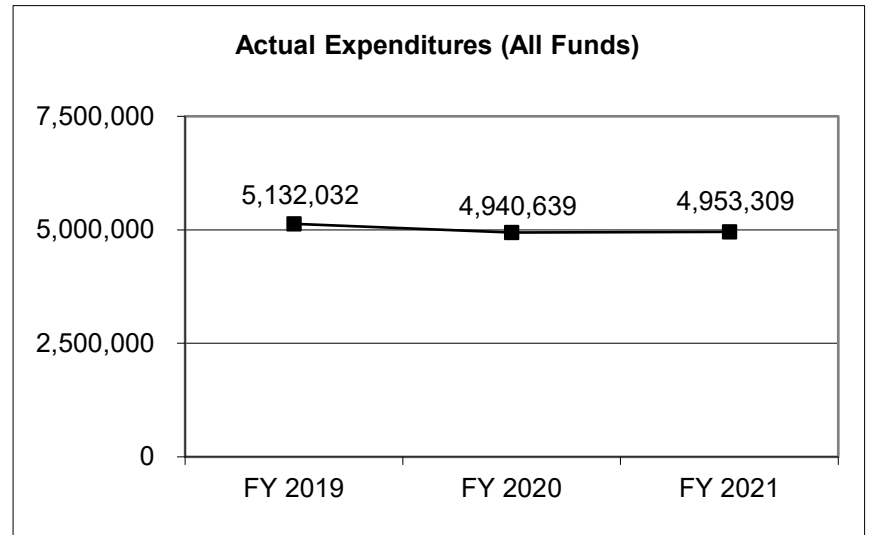
Budget Unit 78885C
HB Section 6.225

3. PROGRAM LISTING (list programs included in this core funding)

Environmental Services Program

4. FINANCIAL HISTORY

	FY 2019 Actual	FY 2020 Actual	FY 2021 Actual	FY 2022 Current Yr.
Appropriation (All Funds)	5,928,431	5,845,992	5,882,144	5,860,097
Less Reverted (All Funds)	(10,566)	(42,906)	(43,458)	(41,771)
Less Restricted (All Funds)	0	0	0	0
Budget Authority (All Funds)	5,917,865	5,803,086	5,838,686	5,818,326
Actual Expenditures (All Funds)	5,132,032	4,940,639	4,953,309	N/A
Unexpended (All Funds)	785,833	862,447	885,377	N/A
Unexpended, by Fund:				
General Revenue	44,519	161,285	315,168	N/A
Federal	458,700	411,514	286,314	N/A
Other	282,614	289,648	283,895	N/A
	(1)	(1)	(1)	



Reverted includes the statutory three-percent reserve amount (when applicable).

Restricted includes any Governor's Expenditure Restrictions which remained at the end of the fiscal year (when applicable).

NOTES:

(1) The Department continues to review operating expenditures to be efficient and effective with state resources.

CORE RECONCILIATION DETAIL

**DEPARTMENT OF NATURAL RESOURCES
ENVIRONMENTAL SERVICES PRGM**

5. CORE RECONCILIATION DETAIL

				Budget Class	FTE	GR	Federal	Other	Total	Explanation
TAFP AFTER VETOES										
				PS	88.00	1,106,215	1,571,235	1,880,200	4,557,650	
				EE	0.00	286,154	540,448	475,845	1,302,447	
				Total	88.00	1,392,369	2,111,683	2,356,045	5,860,097	
DEPARTMENT CORE ADJUSTMENTS										
Core Reallocation	153	5408	PS	(0.00)	0	0	0	0	(0)	Core reallocations will more closely align the budget with planned spending.
Core Reallocation	153	5410	PS	0.00	0	0	0	0	0	Core reallocations will more closely align the budget with planned spending.
Core Reallocation	153	5412	PS	0.00	0	0	0	0	(0)	Core reallocations will more closely align the budget with planned spending.
Core Reallocation	153	5415	PS	0.00	0	0	0	0	(0)	Core reallocations will more closely align the budget with planned spending.
Core Reallocation	153	7363	PS	0.00	0	0	0	0	(0)	Core reallocations will more closely align the budget with planned spending.
Core Reallocation	153	5406	PS	0.00	0	0	0	0	0	Core reallocations will more closely align the budget with planned spending.
NET DEPARTMENT CHANGES				(0.00)	0	0	0	0	(0)	
DEPARTMENT CORE REQUEST										
				PS	88.00	1,106,215	1,571,235	1,880,200	4,557,650	

CORE RECONCILIATION DETAIL

**DEPARTMENT OF NATURAL RESOURCES
ENVIRONMENTAL SERVICES PRGM**

5. CORE RECONCILIATION DETAIL

	Budget Class	FTE	GR	Federal	Other	Total	Explanation
DEPARTMENT CORE REQUEST							
	EE	0.00	286,154	540,448	475,845	1,302,447	
	Total	88.00	1,392,369	2,111,683	2,356,045	5,860,097	
GOVERNOR'S RECOMMENDED CORE							
	PS	88.00	1,106,215	1,571,235	1,880,200	4,557,650	
	EE	0.00	286,154	540,448	475,845	1,302,447	
	Total	88.00	1,392,369	2,111,683	2,356,045	5,860,097	

DEPARTMENT OF NATURAL RESOURCES

DECISION ITEM SUMMARY

Budget Unit								
Decision Item	FY 2021	FY 2021	FY 2022	FY 2022	FY 2023	FY 2023	FY 2023	FY 2023
Budget Object Summary	ACTUAL	ACTUAL	BUDGET	BUDGET	DEPT REQ	DEPT REQ	GOV REC	GOV REC
Fund	DOLLAR	FTE	DOLLAR	FTE	DOLLAR	FTE	DOLLAR	FTE
ENVIRONMENTAL SERVICES PRGM								
CORE								
PERSONAL SERVICES								
GENERAL REVENUE	821,119	15.27	1,106,215	20.95	1,106,215	20.95	1,106,215	20.95
DEPT NATURAL RESOURCES	1,179,922	24.98	1,571,235	32.36	1,571,235	32.36	1,571,235	32.36
NATURAL RESOURCES PROTECTION	0	0.00	7,865	0.15	7,865	0.15	7,865	0.15
NRP-WATER POLLUTION PERMIT FEE	503,561	10.69	346,525	7.27	346,525	7.27	346,525	7.27
SOLID WASTE MANAGEMENT	56,005	1.10	57,844	1.00	57,844	1.00	57,844	1.00
NRP-AIR POLLUTION PERMIT FEE	594,530	11.99	660,795	9.97	660,795	9.97	660,795	9.97
ENVIRONMENTAL RADIATION MONITR	259	0.00	3,841	0.08	3,841	0.08	3,841	0.08
HAZARDOUS WASTE FUND	37,335	0.74	86,775	1.23	86,775	1.23	86,775	1.23
SAFE DRINKING WATER FUND	700,337	15.20	716,555	14.99	716,555	14.99	716,555	14.99
TOTAL - PS	3,893,068	79.97	4,557,650	88.00	4,557,650	88.00	4,557,650	88.00
EXPENSE & EQUIPMENT								
GENERAL REVENUE	268,847	0.00	286,154	0.00	286,154	0.00	286,154	0.00
DEPT NATURAL RESOURCES	474,891	0.00	540,448	0.00	540,448	0.00	540,448	0.00
NATURAL RESOURCES PROTECTION	0	0.00	8,869	0.00	8,869	0.00	8,869	0.00
NRP-WATER POLLUTION PERMIT FEE	5,445	0.00	27,000	0.00	27,000	0.00	27,000	0.00
SOLID WASTE MANAGEMENT	1,814	0.00	8,108	0.00	8,108	0.00	8,108	0.00
NRP-AIR POLLUTION PERMIT FEE	290,767	0.00	398,827	0.00	398,827	0.00	398,827	0.00
ENVIRONMENTAL RADIATION MONITR	4,480	0.00	2,420	0.00	2,420	0.00	2,420	0.00
HAZARDOUS WASTE FUND	13,997	0.00	30,621	0.00	30,621	0.00	30,621	0.00
TOTAL - EE	1,060,241	0.00	1,302,447	0.00	1,302,447	0.00	1,302,447	0.00
TOTAL	4,953,309	79.97	5,860,097	88.00	5,860,097	88.00	5,860,097	88.00
Pay Plan - 0000012								
PERSONAL SERVICES								
GENERAL REVENUE	0	0.00	0	0.00	0	0.00	199,487	0.00
NATURAL RESOURCES PROTECTION	0	0.00	0	0.00	0	0.00	437	0.00
NRP-WATER POLLUTION PERMIT FEE	0	0.00	0	0.00	0	0.00	19,248	0.00
SOLID WASTE MANAGEMENT	0	0.00	0	0.00	0	0.00	3,213	0.00
ENVIRONMENTAL RADIATION MONITR	0	0.00	0	0.00	0	0.00	213	0.00
HAZARDOUS WASTE FUND	0	0.00	0	0.00	0	0.00	4,820	0.00

1/31/22 7:53

im_disummary

DEPARTMENT OF NATURAL RESOURCES

DECISION ITEM SUMMARY

Budget Unit								
Decision Item	FY 2021	FY 2021	FY 2022	FY 2022	FY 2023	FY 2023	FY 2023	FY 2023
Budget Object Summary	ACTUAL	ACTUAL	BUDGET	BUDGET	DEPT REQ	DEPT REQ	GOV REC	GOV REC
Fund	DOLLAR	FTE	DOLLAR	FTE	DOLLAR	FTE	DOLLAR	FTE
ENVIRONMENTAL SERVICES PRGM								
Pay Plan - 0000012								
PERSONAL SERVICES								
SAFE DRINKING WATER FUND	0	0.00	0	0.00	0	0.00	39,802	0.00
TOTAL - PS	0	0.00	0	0.00	0	0.00	267,220	0.00
TOTAL	0	0.00	0	0.00	0	0.00	267,220	0.00
Pay Plan FY22-Cost to Continue - 0000013								
PERSONAL SERVICES								
GENERAL REVENUE	0	0.00	0	0.00	10,953	0.00	10,953	0.00
DEPT NATURAL RESOURCES	0	0.00	0	0.00	15,556	0.00	15,556	0.00
NATURAL RESOURCES PROTECTION	0	0.00	0	0.00	78	0.00	78	0.00
NRP-WATER POLLUTION PERMIT FEE	0	0.00	0	0.00	3,432	0.00	3,432	0.00
SOLID WASTE MANAGEMENT	0	0.00	0	0.00	574	0.00	574	0.00
NRP-AIR POLLUTION PERMIT FEE	0	0.00	0	0.00	6,542	0.00	6,542	0.00
ENVIRONMENTAL RADIATION MONITR	0	0.00	0	0.00	38	0.00	38	0.00
HAZARDOUS WASTE FUND	0	0.00	0	0.00	859	0.00	859	0.00
SAFE DRINKING WATER FUND	0	0.00	0	0.00	7,097	0.00	7,097	0.00
TOTAL - PS	0	0.00	0	0.00	45,129	0.00	45,129	0.00
TOTAL	0	0.00	0	0.00	45,129	0.00	45,129	0.00
GRAND TOTAL	\$4,953,309	79.97	\$5,860,097	88.00	\$5,905,226	88.00	\$6,172,446	88.00

DEPARTMENT OF NATURAL RESOURCES

DECISION ITEM DETAIL

Budget Unit	FY 2021	FY 2021	FY 2022	FY 2022	FY 2023	FY 2023	FY 2023	FY 2023
Decision Item	ACTUAL	ACTUAL	BUDGET	BUDGET	DEPT REQ	DEPT REQ	GOV REC	GOV REC
Budget Object Class	DOLLAR	FTE	DOLLAR	FTE	DOLLAR	FTE	DOLLAR	FTE
ENVIRONMENTAL SERVICES PRGM								
CORE								
ADMIN OFFICE SUPPORT ASSISTANT	3,829	0.12	0	0.00	0	0.00	0	0.00
SR OFFICE SUPPORT ASSISTANT	1,348	0.04	0	0.00	0	0.00	0	0.00
ACCOUNTING GENERALIST II	1,734	0.04	0	0.00	0	0.00	0	0.00
PUBLIC INFORMATION SPEC II	133	0.00	0	0.00	0	0.00	0	0.00
PUBLIC INFORMATION COOR	160	0.00	0	0.00	0	0.00	0	0.00
EXECUTIVE I	1,458	0.04	0	0.00	0	0.00	0	0.00
MANAGEMENT ANALYSIS SPEC I	2,407	0.04	0	0.00	0	0.00	0	0.00
PLANNER III	2,181	0.04	0	0.00	0	0.00	0	0.00
OCCUPTNL SFTY & HLTH CNSLT III	1,933	0.04	0	0.00	0	0.00	0	0.00
CHEMIST I	2,949	0.08	0	0.00	0	0.00	0	0.00
CHEMIST III	13,521	0.30	0	0.00	0	0.00	0	0.00
CHEMIST IV	10,788	0.21	0	0.00	0	0.00	0	0.00
LABORATORY SUPPORT TECH II	5,009	0.15	0	0.00	0	0.00	0	0.00
LABORATORY SUPPORT SPV	23	0.00	0	0.00	0	0.00	0	0.00
ENVIRONMENTAL SPEC I	4,388	0.13	0	0.00	0	0.00	0	0.00
ENVIRONMENTAL SPEC II	8,080	0.21	0	0.00	0	0.00	0	0.00
ENVIRONMENTAL SPEC III	45,504	0.96	0	0.00	0	0.00	0	0.00
ENVIRONMENTAL SCIENTIST	14,114	0.25	0	0.00	0	0.00	0	0.00
ENVIRONMENTAL SUPERVISOR	20,445	0.34	0	0.00	0	0.00	0	0.00
ENVIRONMENTAL MGR B1	11,694	0.17	0	0.00	0	0.00	0	0.00
FISCAL & ADMINISTRATIVE MGR B1	2,505	0.04	0	0.00	0	0.00	0	0.00
LABORATORY MGR B1	7,855	0.11	0	0.00	0	0.00	0	0.00
MISCELLANEOUS TECHNICAL	1,344	0.04	0	0.00	0	0.00	0	0.00
MISCELLANEOUS PROFESSIONAL	5,005	0.16	0	0.00	0	0.00	0	0.00
SPECIAL ASST PROFESSIONAL	18,714	0.28	19,998	0.30	14,652	0.22	14,652	0.22
ADMIN SUPPORT ASSISTANT	31,867	0.96	33,548	1.00	33,548	1.00	33,548	1.00
LEAD ADMIN SUPPORT ASSISTANT	86,168	2.79	93,552	3.00	91,713	3.00	91,713	3.00
ADMIN SUPPORT PROFESSIONAL	35,456	0.98	35,346	1.00	35,342	1.00	35,342	1.00
ADMINISTRATIVE MANAGER	57,614	0.96	60,721	1.00	60,721	1.00	60,721	1.00
SENIOR PROGRAM SPECIALIST	50,156	0.96	52,860	1.00	52,860	1.00	52,860	1.00
SENIOR RESEARCH/DATA ANALYST	56,811	0.96	58,353	1.00	58,346	1.00	58,346	1.00
SR PUBLIC RELATIONS SPECIALIST	3,031	0.08	3,196	0.08	3,196	0.08	3,196	0.08

DEPARTMENT OF NATURAL RESOURCES

DECISION ITEM DETAIL

Budget Unit	FY 2021	FY 2021	FY 2022	FY 2022	FY 2023	FY 2023	FY 2023	FY 2023
Decision Item	ACTUAL	ACTUAL	BUDGET	BUDGET	DEPT REQ	DEPT REQ	GOV REC	GOV REC
Budget Object Class	DOLLAR	FTE	DOLLAR	FTE	DOLLAR	FTE	DOLLAR	FTE
ENVIRONMENTAL SERVICES PRGM								
CORE								
PUBLIC RELATIONS COORDINATOR	3,748	0.08	3,820	0.08	3,820	0.08	3,820	0.08
ENVIRONMENTAL PROGRAM ASST	73,608	2.02	0	0.00	0	0.00	0	0.00
ENVIRONMENTAL PROGRAM ANALYST	1,216,146	26.54	1,914,170	35.22	1,916,749	35.30	1,916,749	35.30
ENVIRONMENTAL PROGRAM SPEC	370,162	6.71	378,634	7.00	378,787	7.00	378,787	7.00
ENVIRONMENTAL PROGRAM SPV	424,245	6.74	427,969	7.00	427,969	7.00	427,969	7.00
ENVIRONMENTAL PROGRAM MANAGER	268,971	3.82	283,473	4.00	286,094	4.00	286,094	4.00
ACCOUNTS ASSISTANT	6,062	0.19	35,641	1.24	36,588	1.24	36,588	1.24
SENIOR ACCOUNTS ASSISTANT	40,459	1.02	43,173	1.08	44,143	1.08	44,143	1.08
PROCUREMENT ANALYST	0	0.00	42,202	1.00	33,425	1.00	33,425	1.00
LABORATORY SUPPORT TECHNICIAN	115,456	3.84	120,414	4.00	123,662	4.00	123,662	4.00
LABORATORY SUPPORT SUPERVISOR	24,959	0.64	34,470	1.00	39,148	1.00	39,148	1.00
LABORATORY SCIENTIST	57,500	1.56	0	0.00	83,725	2.00	83,725	2.00
SENIOR LABORATORY SCIENTIST	559,086	11.50	679,692	14.00	596,746	12.00	596,746	12.00
LABORATORY SUPERVISOR	110,205	1.91	116,147	2.00	116,146	2.00	116,146	2.00
LABORATORY MANAGER	69,612	0.96	73,403	1.00	73,402	1.00	73,402	1.00
HEALTH AND SAFETY SPECIALIST	44,625	0.96	46,868	1.00	46,868	1.00	46,868	1.00
TOTAL - PS	3,893,068	79.97	4,557,650	88.00	4,557,650	88.00	4,557,650	88.00
TRAVEL, IN-STATE	106,658	0.00	209,720	0.00	169,720	0.00	169,720	0.00
TRAVEL, OUT-OF-STATE	0	0.00	13,229	0.00	13,229	0.00	13,229	0.00
FUEL & UTILITIES	29,858	0.00	42,572	0.00	42,572	0.00	42,572	0.00
SUPPLIES	242,075	0.00	285,323	0.00	280,323	0.00	280,323	0.00
PROFESSIONAL DEVELOPMENT	8,116	0.00	26,937	0.00	26,937	0.00	26,937	0.00
COMMUNICATION SERV & SUPP	89,586	0.00	138,992	0.00	103,992	0.00	103,992	0.00
PROFESSIONAL SERVICES	74,303	0.00	159,414	0.00	104,414	0.00	104,414	0.00
HOUSEKEEPING & JANITORIAL SERV	1,006	0.00	10,583	0.00	10,583	0.00	10,583	0.00
M&R SERVICES	86,221	0.00	128,324	0.00	98,324	0.00	98,324	0.00
MOTORIZED EQUIPMENT	0	0.00	10,001	0.00	10,001	0.00	10,001	0.00
OFFICE EQUIPMENT	508	0.00	10,964	0.00	10,964	0.00	10,964	0.00
OTHER EQUIPMENT	397,089	0.00	249,045	0.00	414,045	0.00	414,045	0.00
BUILDING LEASE PAYMENTS	21,520	0.00	787	0.00	787	0.00	787	0.00
EQUIPMENT RENTALS & LEASES	1,597	0.00	10,496	0.00	10,496	0.00	10,496	0.00

DEPARTMENT OF NATURAL RESOURCES

DECISION ITEM DETAIL

Budget Unit	FY 2021	FY 2021	FY 2022	FY 2022	FY 2023	FY 2023	FY 2023	FY 2023
Decision Item	ACTUAL	ACTUAL	BUDGET	BUDGET	DEPT REQ	DEPT REQ	GOV REC	GOV REC
Budget Object Class	DOLLAR	FTE	DOLLAR	FTE	DOLLAR	FTE	DOLLAR	FTE
ENVIRONMENTAL SERVICES PRGM								
CORE								
MISCELLANEOUS EXPENSES	1,704	0.00	6,060	0.00	6,060	0.00	6,060	0.00
TOTAL - EE	1,060,241	0.00	1,302,447	0.00	1,302,447	0.00	1,302,447	0.00
GRAND TOTAL	\$4,953,309	79.97	\$5,860,097	88.00	\$5,860,097	88.00	\$5,860,097	88.00
GENERAL REVENUE	\$1,089,966	15.27	\$1,392,369	20.95	\$1,392,369	20.95	\$1,392,369	20.95
FEDERAL FUNDS	\$1,654,813	24.98	\$2,111,683	32.36	\$2,111,683	32.36	\$2,111,683	32.36
OTHER FUNDS	\$2,208,530	39.72	\$2,356,045	34.69	\$2,356,045	34.69	\$2,356,045	34.69

This page was intentionally left blank.

CORE DECISION ITEM

Department of Natural Resources	Budget Unit <u>79475C</u>
Division of Environmental Quality	
Hazardous Substances Analysis & Emergency Response PSD Core	HB Section <u>6.285</u>

1. CORE FINANCIAL SUMMARY

	FY 2023 Budget Request					FY 2023 Governor's Recommendation			
	GR	Federal	Other	Total		GR	Fed	Other	Total
PS	0	0	0	0	PS	0	0	0	0
EE	0	50,000	400,000	450,000	EE	0	50,000	400,000	450,000
PSD	0	0	0	0	PSD	0	0	0	0
Total	0	50,000	400,000	450,000	Total	0	50,000	400,000	450,000
FTE	0.00	0.00	0.00	0.00	FTE	0.00	0.00	0.00	0.00

Est. Fringe	0	0	0	0
--------------------	---	---	---	---

Note: Fringes budgeted in House Bill 5 except for certain fringes budgeted directly to MoDOT, Highway Patrol, and Conservation.

Est. Fringe	0	0	0	0
--------------------	---	---	---	---

Note: Fringes budgeted in House Bill 5 except for certain fringes budgeted directly to MoDOT, Highway Patrol, and Conservation.

Other Funds: Hazardous Waste Fund (0676)

Core Reduction: The FY2023 Budget Request includes voluntary core reductions of \$50,000 pass-through authority.

2. CORE DESCRIPTION

In cases where a responsible party cannot be located or fails to take timely action, Environmental Services Program may hire a contractor to address threats to public health or the environment. Emergency situations are unpredictable and occur without warning, and the size and scope of required actions vary widely and may be extreme. This appropriation is needed to alleviate potentially catastrophic events.

3. PROGRAM LISTING (list programs included in this core funding)

Environmental Services Program

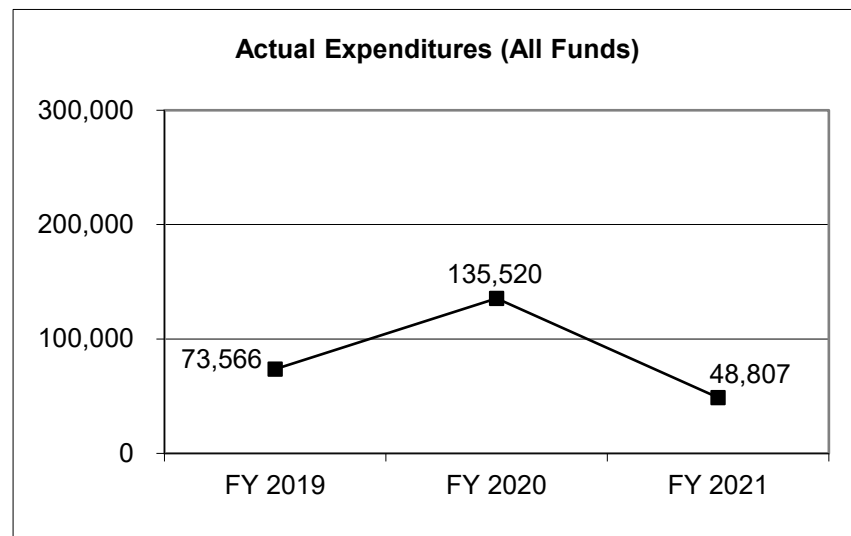
CORE DECISION ITEM

Department of Natural Resources
Division of Environmental Quality
Hazardous Substances Analysis & Emergency Response PSD Core

Budget Unit 79475C
HB Section 6.285

4. FINANCIAL HISTORY

	FY 2019 Actual	FY 2020 Actual	FY 2021 Actual	FY 2022 Current Yr.
Appropriation (All Funds)	700,000	600,000	600,000	500,000
Less Reverted (All Funds)	0	0	0	0
Less Restricted (All Funds)	0	0	0	0
Budget Authority (All Funds)	700,000	600,000	600,000	500,000
Actual Expenditures (All Funds)	73,566	135,520	48,807	N/A
Unexpended (All Funds)	626,434	464,480	551,193	N/A
Unexpended, by Fund:				
General Revenue	0	0	0	N/A
Federal	166,555	83,887	97,993	N/A
Other	459,879	380,593	453,200	N/A
	(1)	(1)	(1)	(2)



Reverted includes the statutory three-percent reserve amount (when applicable).

Restricted includes any Governor's Expenditure Restrictions which remained at the end of the fiscal year (when applicable).

NOTES:

- (1)** Hazardous substance emergencies and clandestine drug lab disposals vary in size and scope, making the appropriation needs unpredictable from year-to-year.
- (2)** The FY 2022 appropriations are: Controlled Substance Cleanup \$50,000 and Environmental Emergency Response \$450,000.

CORE RECONCILIATION DETAIL

**DEPARTMENT OF NATURAL RESOURCES
HAZARD SUB & EMERGENCY RESPONSE**

5. CORE RECONCILIATION DETAIL

	Budget Class	FTE	GR	Federal	Other	Total	Explanation
TAFP AFTER VETOES							
	EE	0.00	0	50,000	450,000	500,000	
	Total	0.00	0	50,000	450,000	500,000	
DEPARTMENT CORE ADJUSTMENTS							
Core Reduction	156 3082	EE	0.00	0	(50,000)	(50,000)	Voluntary core reductions will more closely align the budget with planned spending.
NET DEPARTMENT CHANGES			0.00	0	(50,000)	(50,000)	
DEPARTMENT CORE REQUEST							
	EE	0.00	0	50,000	400,000	450,000	
	Total	0.00	0	50,000	400,000	450,000	
GOVERNOR'S RECOMMENDED CORE							
	EE	0.00	0	50,000	400,000	450,000	
	Total	0.00	0	50,000	400,000	450,000	

DEPARTMENT OF NATURAL RESOURCES

DECISION ITEM SUMMARY

Budget Unit								
Decision Item	FY 2021	FY 2021	FY 2022	FY 2022	FY 2023	FY 2023	FY 2023	FY 2023
Budget Object Summary	ACTUAL	ACTUAL	BUDGET	BUDGET	DEPT REQ	DEPT REQ	GOV REC	GOV REC
Fund	DOLLAR	FTE	DOLLAR	FTE	DOLLAR	FTE	DOLLAR	FTE
HAZARD SUB & EMERGENCY RESPONSE								
CORE								
EXPENSE & EQUIPMENT								
DEPT NATURAL RESOURCES	2,007	0.00	50,000	0.00	50,000	0.00	50,000	0.00
HAZARDOUS WASTE FUND	46,800	0.00	450,000	0.00	400,000	0.00	400,000	0.00
TOTAL - EE	48,807	0.00	500,000	0.00	450,000	0.00	450,000	0.00
TOTAL	48,807	0.00	500,000	0.00	450,000	0.00	450,000	0.00
GRAND TOTAL	\$48,807	0.00	\$500,000	0.00	\$450,000	0.00	\$450,000	0.00

DEPARTMENT OF NATURAL RESOURCES

DECISION ITEM DETAIL

Budget Unit	FY 2021	FY 2021	FY 2022	FY 2022	FY 2023	FY 2023	FY 2023	FY 2023
Decision Item	ACTUAL	ACTUAL	BUDGET	BUDGET	DEPT REQ	DEPT REQ	GOV REC	GOV REC
Budget Object Class	DOLLAR	FTE	DOLLAR	FTE	DOLLAR	FTE	DOLLAR	FTE
HAZARD SUB & EMERGNCY RESPONSE								
CORE								
TRAVEL, IN-STATE	0	0.00	1	0.00	1	0.00	1	0.00
SUPPLIES	31	0.00	10,006	0.00	10,006	0.00	10,006	0.00
PROFESSIONAL DEVELOPMENT	0	0.00	1	0.00	1	0.00	1	0.00
PROFESSIONAL SERVICES	48,776	0.00	480,984	0.00	430,984	0.00	430,984	0.00
HOUSEKEEPING & JANITORIAL SERV	0	0.00	4,000	0.00	4,000	0.00	4,000	0.00
M&R SERVICES	0	0.00	1	0.00	1	0.00	1	0.00
OFFICE EQUIPMENT	0	0.00	1	0.00	1	0.00	1	0.00
OTHER EQUIPMENT	0	0.00	5,005	0.00	5,005	0.00	5,005	0.00
MISCELLANEOUS EXPENSES	0	0.00	1	0.00	1	0.00	1	0.00
TOTAL - EE	48,807	0.00	500,000	0.00	450,000	0.00	450,000	0.00
GRAND TOTAL	\$48,807	0.00	\$500,000	0.00	\$450,000	0.00	\$450,000	0.00
GENERAL REVENUE	\$0	0.00	\$0	0.00	\$0	0.00	\$0	0.00
FEDERAL FUNDS	\$2,007	0.00	\$50,000	0.00	\$50,000	0.00	\$50,000	0.00
OTHER FUNDS	\$46,800	0.00	\$450,000	0.00	\$400,000	0.00	\$400,000	0.00

PROGRAM DESCRIPTION

Department of Natural Resources

HB Section(s): 6.225, 6.285

DEQ - Environmental Services Program

Program is found in the following core budget(s): **Environmental Services Program**

1a. What strategic priority does this program address?

The Environmental Services Program helps Missouri citizens thrive by managing natural resources to promote a healthy environment and economy by:

- Promoting environmental responsibility and resource stewardship.
- Enhancing services, information, and communication to improve customer experience.
- Modernizing infrastructure, strengthening workforce, and supporting economic development.
- Improving internal processes to better serve our customers.

1b. What does this program do?

The Environmental Services Program (ESP) produces environmental data used by the Department's programs. Areas of emphasis include:

- Air Quality Monitoring
 - Ambient air monitoring 365 days/year at 43 key locations across Missouri
 - 191 monitoring instruments generate 10,000,000 measurements annually
 - 6,000 quality control checks annually
- Chemical Analysis of Environmental Samples (Laboratory)
 - Report 250,000 results from nearly 20,000 samples annually
 - Chemical analysis of public water supplies statewide
 - Certification of other laboratories performing chemical analysis of drinking water samples
 - Chemical analysis of soil and non-potable water samples
- Water Quality Monitoring
 - Field collection of approximately 1,200 samples annually (includes non-potable water, sediment, and fish tissue samples)
 - Completion of over 600 sampling events at approximately 400 sites annually
 - Process approximately 90 samples providing microscopic identification of 75,000 macroinvertebrates annually to assess Missouri stream health
 - Analyze approximately 600 samples annually collected from public swim areas at state parks for E.coli
- Monitoring and Support
 - Conduct 250 performance evaluations/audits of public and private air-monitoring instruments to ensure accuracy and performance
 - Maintain over 200 Standard Operating Procedures to ensure consistency and quality of data
 - Coordinate with law enforcement to facilitate safe and economical disposal service for wastes generated from clandestine drug lab busts
 - Conduct over 30 sampling investigations at over 20 hazardous waste sites each year

(continued on following page)

PROGRAM DESCRIPTION

Department of Natural Resources	HB Section(s): 6.225, 6.285
DEQ - Environmental Services Program	
Program is found in the following core budget(s): Environmental Services Program	

1b. What does this program do (continued)?

ESP serves Missouri citizens impacted by disasters and environmental emergencies.

- Environmental Emergency Response
 - Help mitigate hazardous substance emergencies and provide environmental support during natural disasters
 - Staff emergency spill line with qualified hazardous-materials technicians 24 hours a day, 365 days a year
 - Over 800 spills, leaks, and other hazardous substance incidents reported annually; provide on-scene response as needed

Hazardous Substances Analysis & Emergency Response PSD: In cases where a responsible party cannot be located or fails to take timely action, ESP responds on-scene and may hire a contractor to address threats to public health or the environment.

The following table shows financial data for the budget units included in this form.

	FY 2019	FY 2020	FY 2021	FY 2022	FY 2023
	Actual	Actual	Actual	Current	Gov Rec
Environmental Services Operations (78885C)	5,132,032	4,940,639	4,953,309	5,860,097	5,860,097
Hazardous Subst & Emergency Resp (79475C)	73,566	135,520	48,807	500,000	450,000
Total	5,205,598	5,076,159	5,002,116	6,360,097	6,310,097

PROGRAM DESCRIPTION

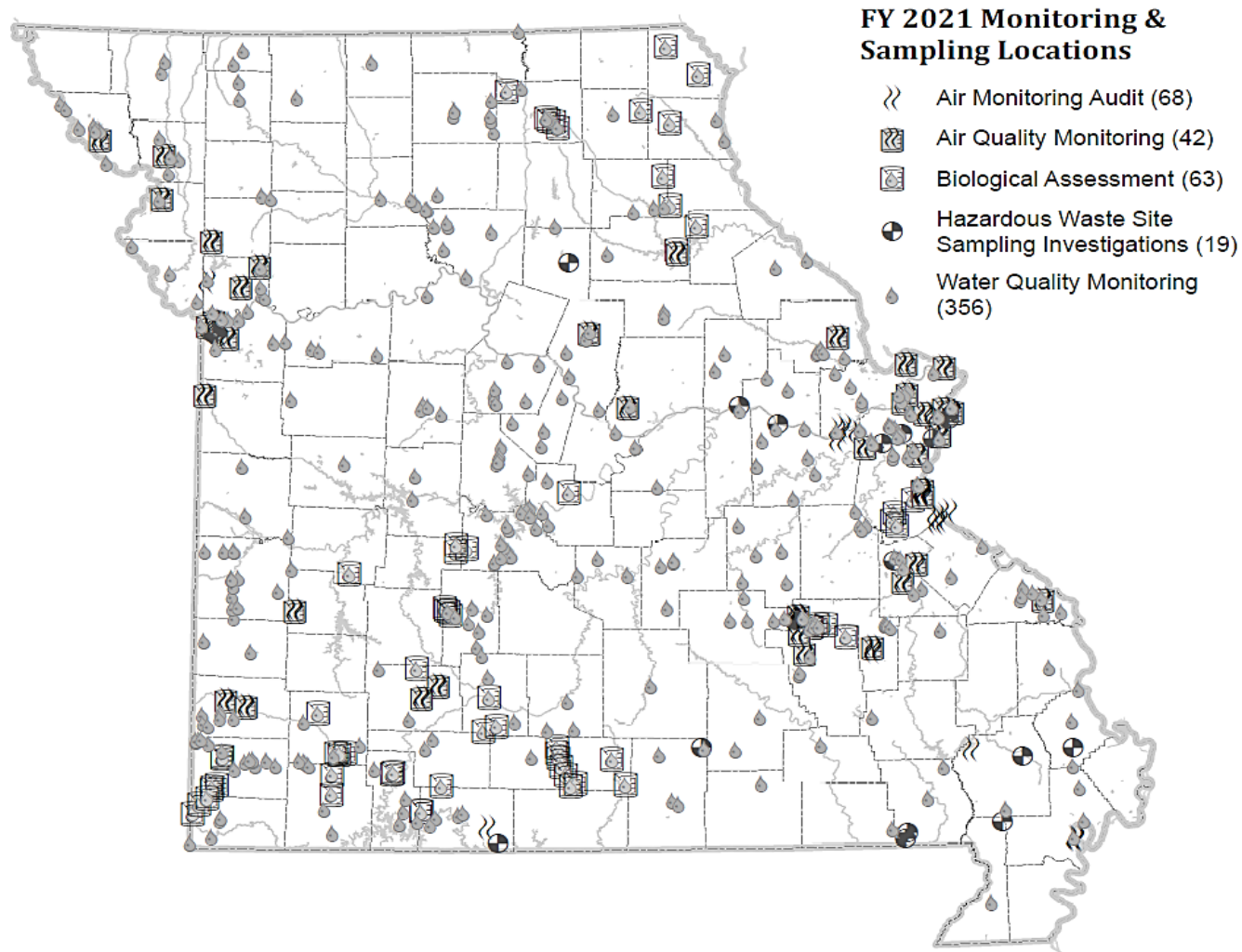
Department of Natural Resources

HB Section(s): 6.225, 6.285

DEQ - Environmental Services Program

Program is found in the following core budget(s): Environmental Services Program

2a. Provide an activity measure(s) for the program.



PROGRAM DESCRIPTION

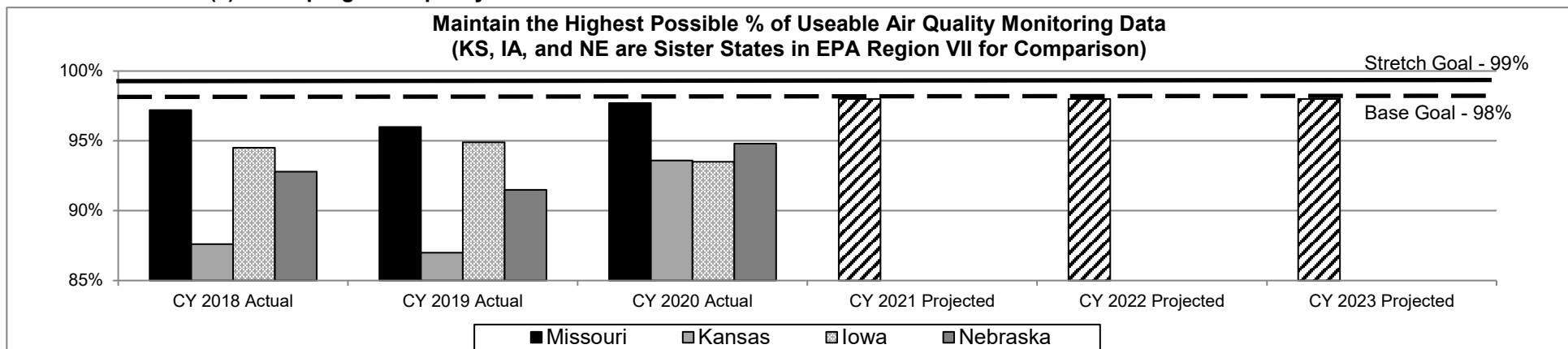
Department of Natural Resources

HB Section(s): 6.225, 6.285

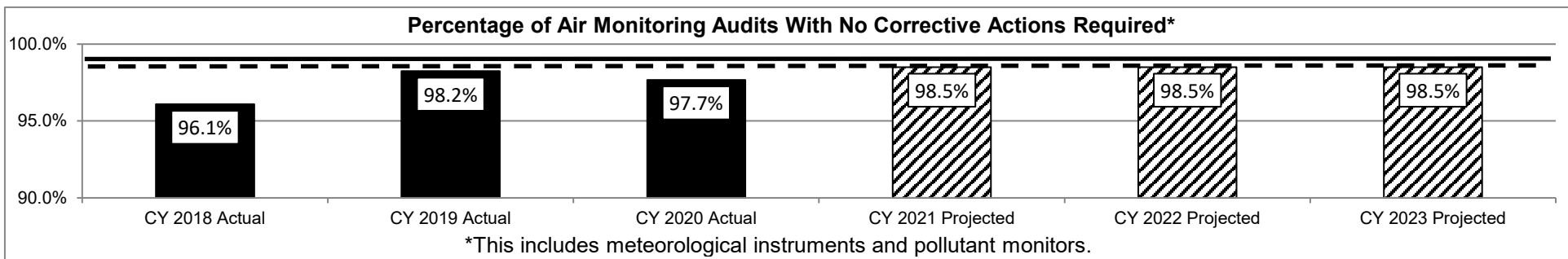
DEQ - Environmental Services Program

Program is found in the following core budget(s): Environmental Services Program

2b. Provide a measure(s) of the program's quality.



The Department operates 191 air-monitoring instruments at 43 locations throughout Missouri. The instruments in the network collect air pollution data required by the Clean Air Act, which addresses specific Missouri air quality health concerns. Data are “useable” if they pass quality-control checks and validation measures. The Department needs useable data to make decisions that ensure steady progress in reducing smog-forming pollution and protecting public health in communities across the State of Missouri. CY 2019 saw a decline due to severe flooding, which resulted in a monitoring site being off-line for an extended period.



The Department performs approximately 250 internal audits throughout the year on all data-collection efforts across the entire statewide air monitoring site network. These audits ensure the quality and defensibility of the data collected, by independently verifying standardized methods and procedures are followed. The base goal is 98.5% and the stretch goal is 99%.

PROGRAM DESCRIPTION

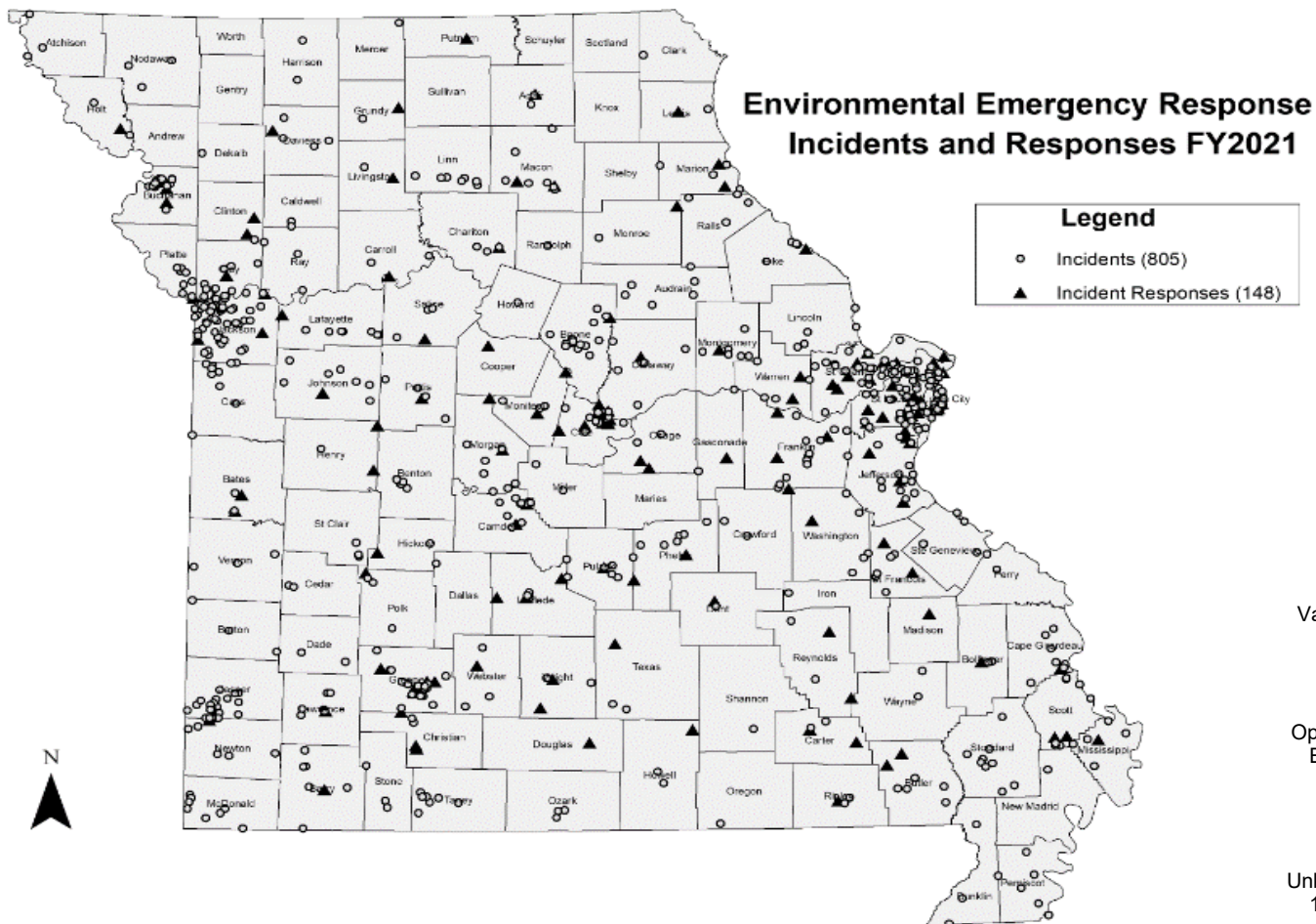
Department of Natural Resources

HB Section(s): 6.225, 6.285

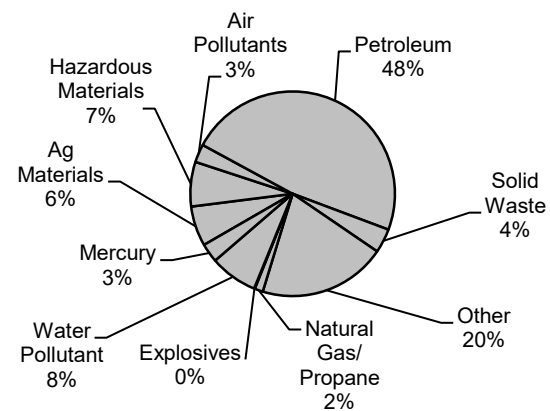
DEQ - Environmental Services Program

Program is found in the following core budget(s): Environmental Services Program

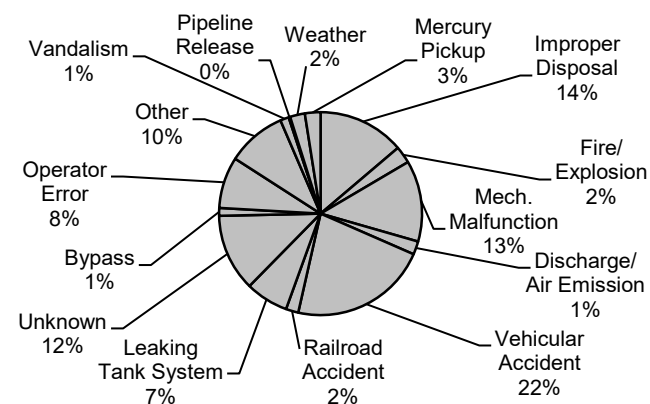
2c. Provide a measure(s) of the program's impact.



Environmental Emergency Response (EER) FY 2021 Materials Released



Environmental Emergency Response (EER) FY 2021 Incident Causes



PROGRAM DESCRIPTION

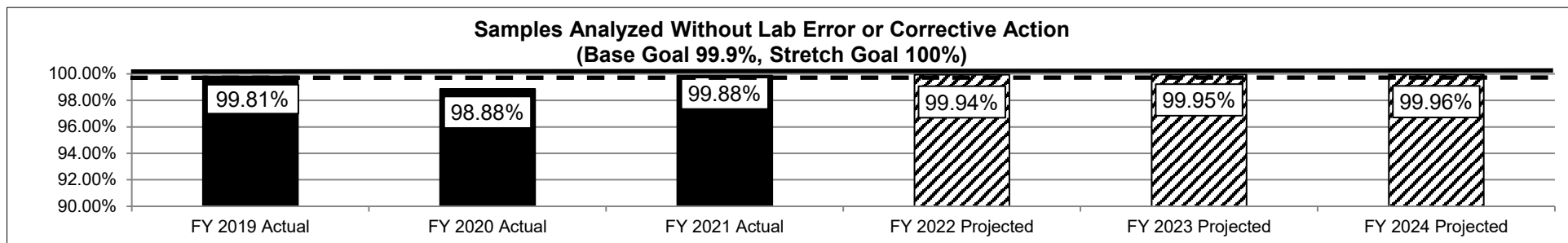
Department of Natural Resources

HB Section(s): 6.225, 6.285

DEQ - Environmental Services Program

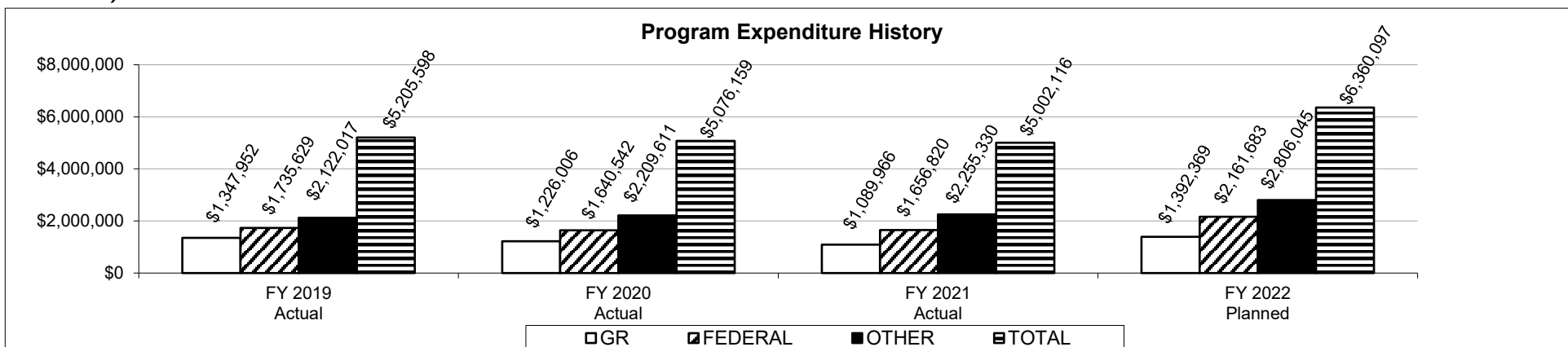
Program is found in the following core budget(s): Environmental Services Program

2d. Provide a measure(s) of the program's efficiency.



Occurrences in the laboratory that prevent the reporting of results for a sample are deemed "Laboratory Errors" and require Corrective Actions to minimize further instances. ESP analyzes nearly 20,000 samples annually and strives to keep Laboratory Errors to a minimum. In 2019, there was a single incident where a tray of 25 samples was left out overnight. ESP has instituted a control measure to reduce the possibility of a recurrence. Of the 230 samples requiring corrective action in FY 2020, 212 were disqualified as being biased high. An investigation of the concern resulted in minor modifications to the method and some equipment replaced, which resolved the issue.

3. Provide actual expenditures for the prior three fiscal years and planned expenditures for the current fiscal year. (Note: Amounts do not include fringe benefit costs.)



Financial data includes operating and pass-through appropriations. FY 2022 Planned is shown at full appropriation.

PROGRAM DESCRIPTION

Department of Natural Resources	HB Section(s): 6.225, 6.285
DEQ - Environmental Services Program	
Program is found in the following core budget(s): Environmental Services Program	

4. What are the sources of the "Other " funds?

Natural Resources Protection Fund - Damages Subaccount (0555); Natural Resources Protection Fund - Water Pollution Permit Fee Subaccount (0568); Solid Waste Management Fund (0570); Natural Resources Protection Fund - Air Pollution Permit Fee Subaccount (0594); Environmental Radiation Monitoring Fund (0656); Hazardous Waste Fund (0676); and Safe Drinking Water Fund (0679)

5. What is the authorization for this program, i.e., federal or state statute, etc.? (Include the federal program number, if applicable.)

- Federal Clean Water Act, as amended
- Federal Safe Drinking Water Act, as amended
- Federal Clean Air Act, with amendments, 1990
- Federal Comprehensive Environmental Response, Compensation, and Liability Act of 1980, as amended
- Federal Superfund Amendments and Reauthorization Act of 1986
- Federal Resource Conservation and Recovery Act of 1976, as amended
- Federal Solid Waste Disposal Act of 1976, as amended
- Oil Pollution Act of 1990
- RSMo 260.500 through 260.552 Hazardous Substance Emergency Response
- RSMo 260.818 through 260.819 Oil Spill Response, National Contingency Plan
- RSMo 640.040 Cleanup of Controlled Substance
- RSMo 260.750 Environmental Radiation Monitoring

Also see program authorization in the core operating budgets for the Division of Environmental Quality's (DEQ) Water Protection Program, Air Pollution Control Program, Environmental Remediation Program, and Waste Management Program.

6. Are there federal matching requirements? If yes, please explain.

Funds from MO Drug Lab Task Force through Department of Public Safety's Byrne Grant	100% Federal
Grant funding through various DEQ programs	Varies

7. Is this a federally mandated program? If yes, please explain.

The Environmental Services Program provides support to implement the Clean Water Act; the Safe Drinking Water Act; the Clean Air Act; the Resource Conservation and Recovery Act; the Comprehensive Environmental Response, Compensation, and Liability Act; and the Superfund Amendments and Reauthorization Act.

CORE DECISION ITEM

Department of Natural Resources	Budget Unit <u>78117C</u>
Division of Environmental Quality	
Division of Environmental Quality - Administration Operations Core	HB Section <u>6.225</u>

1. CORE FINANCIAL SUMMARY

	FY 2023 Budget Request					FY 2023 Governor's Recommendation			
	GR	Federal	Other	Total		GR	Fed	Other	Total
PS	0	318,594	883,231	1,201,825	PS	0	318,594	883,231	1,201,825
EE	0	50,000	112,037	162,037	EE	0	50,000	112,037	162,037
PSD	0			0	PSD	0			0
Total	0	368,594	995,268	1,363,862	Total	0	368,594	995,268	1,363,862
FTE	0.00	5.45	14.55	20.00	FTE	0.00	5.45	14.55	20.00

Est. Fringe	0	191,156	529,939	721,095
--------------------	---	---------	---------	---------

Note: Fringes budgeted in House Bill 5 except for certain fringes budgeted directly to MoDOT, Highway Patrol, and Conservation.

Est. Fringe	0	191,156	529,939	721,095
--------------------	---	---------	---------	---------

Note: Fringes budgeted in House Bill 5 except for certain fringes budgeted directly to MoDOT, Highway Patrol, and Conservation.

Other Funds: Cost Allocation Fund (0500)

2. CORE DESCRIPTION

This decision item funds the administration of the Division of Environmental Quality (DEQ), which includes the Water Protection Program, Soil and Water Conservation Program, Air Pollution Control Program, Environmental Remediation Program, Waste Management Program, Environmental Services Program, Central Field Operations, and Regional Offices (St. Louis, Lee's Summit, Macon, Poplar Bluff, and Springfield).

Division administration is responsible for long-range planning to implement policies to protect public health and the environment. These responsibilities include the integration, direction, coordination, and other management functions for the programs' statutory mandates. In addition, the division's Environmental Investigation Unit investigates criminal violations of environmental laws.

The program's pass-through authority is located in a separate core decision item form.

CORE DECISION ITEM

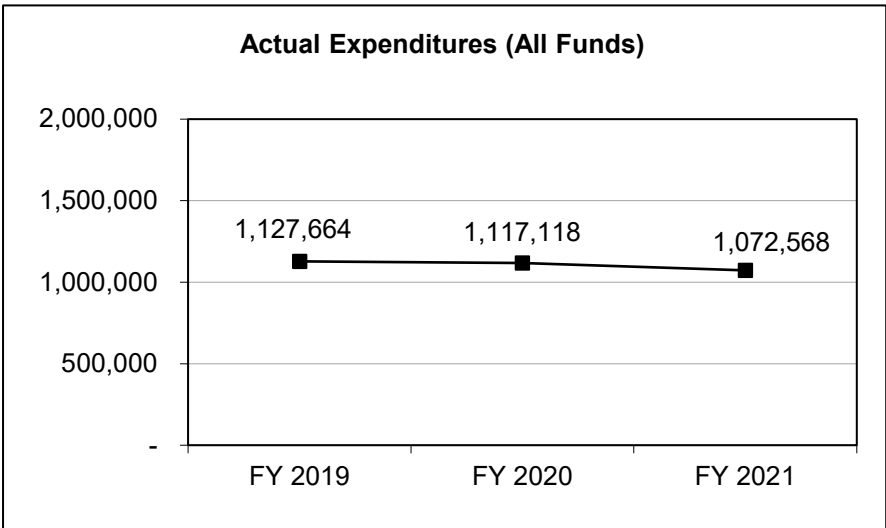
Department of Natural Resources	Budget Unit <u>78117C</u>
Division of Environmental Quality	
Division of Environmental Quality - Administration Operations Core	HB Section <u>6.225</u>

3. PROGRAM LISTING (list programs included in this core funding)

Division of Environmental Quality - Administration

4. FINANCIAL HISTORY

	<u>FY 2019 Actual</u>	<u>FY 2020 Actual</u>	<u>FY 2021 Actual</u>	<u>FY 2022 Current Yr.</u>
Appropriation (All Funds)	1,718,224	1,482,686	1,401,962	1,363,862
Less Reverted (All Funds)	0	0	0	0
Less Restricted (All Funds)	0	0	0	0
Budget Authority (All Funds)	1,718,224	1,482,686	1,401,962	1,363,862
Actual Expenditures (All Funds)	1,127,664	1,117,118	1,072,568	N/A
Unexpended (All Funds)	<u>590,560</u>	<u>365,568</u>	<u>329,394</u>	N/A
Unexpended, by Fund:				
General Revenue	0	0	0	N/A
Federal	117,048	126,832	109,443	N/A
Other	413,532	238,736	219,951	N/A
	(1)	(1)	(1)	



Reverted includes the statutory three-percent reserve amount (when applicable).

Restricted includes any Governor's Expenditure Restrictions which remained at the end of the fiscal year (when applicable).

NOTES:

(1) Federal operating E&E appropriations have historically been set at a level to take advantage of potential federal funding opportunities. The Department continues to review operating expenditures to be efficient and effective with state resources.

CORE RECONCILIATION DETAIL

**DEPARTMENT OF NATURAL RESOURCES
ENVIRONMENTAL QUALITY ADMIN**

5. CORE RECONCILIATION DETAIL

	Budget Class	FTE	GR	Federal	Other	Total	Explanation
TAFP AFTER VETOES							
	PS	20.00	0	318,594	883,231	1,201,825	
	EE	0.00	0	50,000	112,037	162,037	
	Total	20.00	0	368,594	995,268	1,363,862	
DEPARTMENT CORE ADJUSTMENTS							
Core Reallocation	311 1873 PS	(0.00)	0	0	0	0	0 Core reallocations will more closely align the budget with planned spending.
NET DEPARTMENT CHANGES		(0.00)	0	0	0	0	
DEPARTMENT CORE REQUEST							
	PS	20.00	0	318,594	883,231	1,201,825	
	EE	0.00	0	50,000	112,037	162,037	
	Total	20.00	0	368,594	995,268	1,363,862	
GOVERNOR'S RECOMMENDED CORE							
	PS	20.00	0	318,594	883,231	1,201,825	
	EE	0.00	0	50,000	112,037	162,037	
	Total	20.00	0	368,594	995,268	1,363,862	

DEPARTMENT OF NATURAL RESOURCES

DECISION ITEM SUMMARY

Budget Unit								
Decision Item	FY 2021	FY 2021	FY 2022	FY 2022	FY 2023	FY 2023	FY 2023	FY 2023
Budget Object Summary	ACTUAL	ACTUAL	BUDGET	BUDGET	DEPT REQ	DEPT REQ	GOV REC	GOV REC
Fund	DOLLAR	FTE	DOLLAR	FTE	DOLLAR	FTE	DOLLAR	FTE
ENVIRONMENTAL QUALITY ADMIN								
CORE								
PERSONAL SERVICES								
DEPT NATURAL RESOURCES	280,919	4.29	318,594	5.45	318,594	5.45	318,594	5.45
DNR COST ALLOCATION	760,710	11.40	883,231	14.55	883,231	14.55	883,231	14.55
TOTAL - PS	1,041,629	15.69	1,201,825	20.00	1,201,825	20.00	1,201,825	20.00
EXPENSE & EQUIPMENT								
DEPT NATURAL RESOURCES	78	0.00	50,000	0.00	50,000	0.00	50,000	0.00
DNR COST ALLOCATION	30,861	0.00	112,037	0.00	112,037	0.00	112,037	0.00
TOTAL - EE	30,939	0.00	162,037	0.00	162,037	0.00	162,037	0.00
TOTAL	1,072,568	15.69	1,363,862	20.00	1,363,862	20.00	1,363,862	20.00
Pay Plan - 0000012								
PERSONAL SERVICES								
DEPT NATURAL RESOURCES	0	0.00	0	0.00	0	0.00	17,714	0.00
DNR COST ALLOCATION	0	0.00	0	0.00	0	0.00	49,109	0.00
TOTAL - PS	0	0.00	0	0.00	0	0.00	66,823	0.00
TOTAL	0	0.00	0	0.00	0	0.00	66,823	0.00
Pay Plan FY22-Cost to Continue - 0000013								
PERSONAL SERVICES								
DEPT NATURAL RESOURCES	0	0.00	0	0.00	3,154	0.00	3,154	0.00
DNR COST ALLOCATION	0	0.00	0	0.00	8,746	0.00	8,746	0.00
TOTAL - PS	0	0.00	0	0.00	11,900	0.00	11,900	0.00
TOTAL	0	0.00	0	0.00	11,900	0.00	11,900	0.00
GRAND TOTAL	\$1,072,568	15.69	\$1,363,862	20.00	\$1,375,762	20.00	\$1,442,585	20.00

DEPARTMENT OF NATURAL RESOURCES

DECISION ITEM DETAIL

Budget Unit	FY 2021	FY 2021	FY 2022	FY 2022	FY 2023	FY 2023	FY 2023	FY 2023
Decision Item	ACTUAL	ACTUAL	BUDGET	BUDGET	DEPT REQ	DEPT REQ	GOV REC	GOV REC
Budget Object Class	DOLLAR	FTE	DOLLAR	FTE	DOLLAR	FTE	DOLLAR	FTE
ENVIRONMENTAL QUALITY ADMIN								
CORE								
ADMIN OFFICE SUPPORT ASSISTANT	1,260	0.04	0	0.00	0	0.00	0	0.00
BUDGET ANAL III	2,319	0.04	0	0.00	0	0.00	0	0.00
PUBLIC INFORMATION ADMSTR	2,608	0.04	0	0.00	0	0.00	0	0.00
MANAGEMENT ANALYSIS SPEC II	1,934	0.04	0	0.00	0	0.00	0	0.00
PLANNER III	1,480	0.03	0	0.00	0	0.00	0	0.00
GRAPHIC ARTS SPEC II	1,422	0.04	0	0.00	0	0.00	0	0.00
ENVIRONMENTAL MGR B1	2,599	0.04	0	0.00	0	0.00	0	0.00
FISCAL & ADMINISTRATIVE MGR B1	2,811	0.04	0	0.00	0	0.00	0	0.00
INVESTIGATION MGR B1	2,267	0.04	0	0.00	0	0.00	0	0.00
DIVISION DIRECTOR	114,433	1.00	115,578	1.00	115,578	1.00	115,578	1.00
DEPUTY DIVISION DIRECTOR	187,254	2.00	189,128	2.00	189,128	2.00	189,128	2.00
DESIGNATED PRINCIPAL ASST DIV	123,663	2.00	125,109	2.00	125,122	2.00	125,122	2.00
LEGAL COUNSEL	80,489	1.12	107,203	1.50	105,365	1.50	105,365	1.50
SPECIAL ASST PROFESSIONAL	91,391	1.09	86,158	1.00	86,158	1.00	86,158	1.00
ADMIN SUPPORT ASSISTANT	392	0.01	0	0.00	0	0.00	0	0.00
ADMIN SUPPORT PROFESSIONAL	22,687	0.75	30,553	1.00	35,391	1.00	35,391	1.00
ADMINISTRATIVE MANAGER	64,463	0.95	68,141	1.00	70,296	1.00	70,296	1.00
PROGRAM SPECIALIST	1,875	0.04	0	0.00	55,558	1.00	55,558	1.00
SENIOR PROGRAM SPECIALIST	80,089	1.62	209,357	5.50	153,027	4.58	153,027	4.58
MULTIMEDIA SPECIALIST	32,704	0.95	34,468	1.00	34,468	1.00	34,468	1.00
PUBLIC RELATIONS COORDINATOR	59,999	0.95	63,234	1.00	63,234	1.00	63,234	1.00
ENVIRONMENTAL PROGRAM SPEC	111,917	1.92	117,952	2.00	117,951	2.00	117,951	2.00
ENVIRONMENTAL PROGRAM SPV	53	0.00	0	0.00	0	0.00	0	0.00
AGENCY BUDGET SENIOR ANALYST	51,365	0.94	54,944	1.00	50,549	0.92	50,549	0.92
GRANTS OFFICER	45	0.00	0	0.00	0	0.00	0	0.00
SPECIALIZED TRADES WORKER	110	0.00	0	0.00	0	0.00	0	0.00
TOTAL - PS	1,041,629	15.69	1,201,825	20.00	1,201,825	20.00	1,201,825	20.00
TRAVEL, IN-STATE	2,639	0.00	24,124	0.00	22,124	0.00	22,124	0.00
TRAVEL, OUT-OF-STATE	0	0.00	7,621	0.00	7,621	0.00	7,621	0.00
SUPPLIES	1,449	0.00	22,111	0.00	22,111	0.00	22,111	0.00
PROFESSIONAL DEVELOPMENT	2,217	0.00	25,073	0.00	25,073	0.00	25,073	0.00
COMMUNICATION SERV & SUPP	10,884	0.00	22,737	0.00	22,737	0.00	22,737	0.00

DEPARTMENT OF NATURAL RESOURCES

DECISION ITEM DETAIL

Budget Unit	FY 2021	FY 2021	FY 2022	FY 2022	FY 2023	FY 2023	FY 2023	FY 2023
Decision Item	ACTUAL	ACTUAL	BUDGET	BUDGET	DEPT REQ	DEPT REQ	GOV REC	GOV REC
Budget Object Class	DOLLAR	FTE	DOLLAR	FTE	DOLLAR	FTE	DOLLAR	FTE
ENVIRONMENTAL QUALITY ADMIN								
CORE								
PROFESSIONAL SERVICES	6,572	0.00	17,985	0.00	17,985	0.00	17,985	0.00
M&R SERVICES	7,020	0.00	6,729	0.00	8,729	0.00	8,729	0.00
MOTORIZED EQUIPMENT	0	0.00	5	0.00	5	0.00	5	0.00
OFFICE EQUIPMENT	0	0.00	10,284	0.00	10,284	0.00	10,284	0.00
OTHER EQUIPMENT	0	0.00	7,552	0.00	7,552	0.00	7,552	0.00
PROPERTY & IMPROVEMENTS	0	0.00	3,142	0.00	3,142	0.00	3,142	0.00
BUILDING LEASE PAYMENTS	0	0.00	1,770	0.00	1,770	0.00	1,770	0.00
EQUIPMENT RENTALS & LEASES	0	0.00	4,346	0.00	4,346	0.00	4,346	0.00
MISCELLANEOUS EXPENSES	158	0.00	8,558	0.00	8,558	0.00	8,558	0.00
TOTAL - EE	30,939	0.00	162,037	0.00	162,037	0.00	162,037	0.00
GRAND TOTAL	\$1,072,568	15.69	\$1,363,862	20.00	\$1,363,862	20.00	\$1,363,862	20.00
GENERAL REVENUE	\$0	0.00	\$0	0.00	\$0	0.00	\$0	0.00
FEDERAL FUNDS	\$280,997	4.29	\$368,594	5.45	\$368,594	5.45	\$368,594	5.45
OTHER FUNDS	\$791,571	11.40	\$995,268	14.55	\$995,268	14.55	\$995,268	14.55

CORE DECISION ITEM

Department of Natural Resources	Budget Unit <u>79360C</u>
Division of Environmental Quality	
Technical Assistance Grants Core	HB Section <u>6.230</u>

1. CORE FINANCIAL SUMMARY

	FY 2023 Budget Request					FY 2023 Governor's Recommendation			
	GR	Federal	Other	Total		GR	Fed	Other	Total
PS	0	0	0	0	PS	0	0	0	0
EE	0	49,085	50,000	99,085	EE	0	49,085	50,000	99,085
PSD	0	300,915	300,000	600,915	PSD	0	300,915	300,000	600,915
Total	0	350,000	350,000	700,000	Total	0	350,000	350,000	700,000
FTE	0.00	0.00	0.00	0.00	FTE	0.00	0.00	0.00	0.00
Est. Fringe	0	0	0	0	Est. Fringe	0	0	0	0
<i>Note: Fringes budgeted in House Bill 5 except for certain fringes budgeted directly to MoDOT, Highway Patrol, and Conservation.</i>					<i>Note: Fringes budgeted in House Bill 5 except for certain fringes budgeted directly to MoDOT, Highway Patrol, and Conservation.</i>				

Other Funds: Natural Resources Protection Fund - Water Pollution Permit Fee Subaccount (0568)

2. CORE DESCRIPTION

The Technical Assistance Grants PSD provides authority for technical assistance grants, environmental studies, environmental education projects, and demonstration and pilot projects. In addition, this appropriation allows the Department to develop partnerships and pursue federal funds that often have a competitive application process.

3. PROGRAM LISTING (list programs included in this core funding)

Division of Environmental Quality - Administration

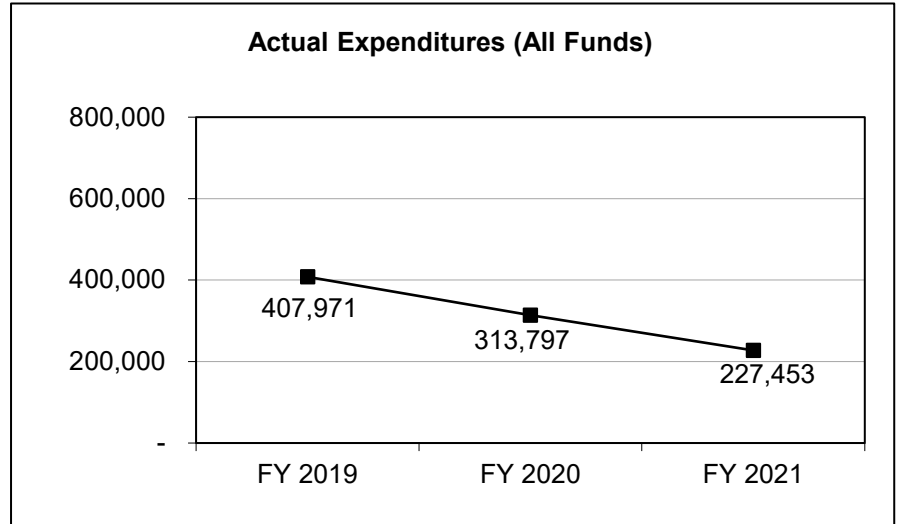
CORE DECISION ITEM

Department of Natural Resources
Division of Environmental Quality
Technical Assistance Grants Core

Budget Unit 79360C
HB Section 6.230

4. FINANCIAL HISTORY

	FY 2019 Actual	FY 2020 Actual	FY 2021 Actual	FY 2022 Current Yr.
Appropriation (All Funds)	1,749,812	800,000	800,000	700,000
Less Reverted (All Funds)	0	0	0	0
Less Restricted (All Funds)	0	0	0	0
Budget Authority (All Funds)	1,749,812	800,000	800,000	700,000
Actual Expenditures (All Funds)	407,971	313,797	227,453	N/A
Unexpended (All Funds)	1,341,841	486,203	572,547	N/A
Unexpended, by Fund:				
General Revenue	0	0	0	N/A
Federal	723,427	103,203	178,381	N/A
Other	618,414	383,000	394,166	N/A
	(1)	(1)	(1)	



Reverted includes the statutory three-percent reserve amount (when applicable).

Restricted includes any Governor's Expenditure Restrictions which remained at the end of the fiscal year (when applicable).

NOTES:

(1) In many cases, pass-through appropriations are set at a level to encumber and pay our commitments, which often span multiple fiscal years. This often causes high unexpended appropriation balances.

CORE RECONCILIATION DETAIL

**DEPARTMENT OF NATURAL RESOURCES
TECHNICAL ASSISTANCE GRANTS**

5. CORE RECONCILIATION DETAIL

	Budget Class	FTE	GR	Federal	Other	Total	Explanation
TAFP AFTER VETOES							
	EE	0.00	0	49,085	50,000	99,085	
	PD	0.00	0	300,915	300,000	600,915	
	Total	0.00	0	350,000	350,000	700,000	
DEPARTMENT CORE REQUEST							
	EE	0.00	0	49,085	50,000	99,085	
	PD	0.00	0	300,915	300,000	600,915	
	Total	0.00	0	350,000	350,000	700,000	
GOVERNOR'S RECOMMENDED CORE							
	EE	0.00	0	49,085	50,000	99,085	
	PD	0.00	0	300,915	300,000	600,915	
	Total	0.00	0	350,000	350,000	700,000	

DEPARTMENT OF NATURAL RESOURCES

DECISION ITEM SUMMARY

Budget Unit								
Decision Item	FY 2021	FY 2021	FY 2022	FY 2022	FY 2023	FY 2023	FY 2023	FY 2023
Budget Object Summary	ACTUAL	ACTUAL	BUDGET	BUDGET	DEPT REQ	DEPT REQ	GOV REC	GOV REC
Fund	DOLLAR	FTE	DOLLAR	FTE	DOLLAR	FTE	DOLLAR	FTE
TECHNICAL ASSISTANCE GRANTS								
CORE								
EXPENSE & EQUIPMENT								
DEPT NATURAL RESOURCES	0	0.00	49,085	0.00	49,085	0.00	49,085	0.00
NRP-WATER POLLUTION PERMIT FEE	0	0.00	50,000	0.00	50,000	0.00	50,000	0.00
TOTAL - EE	0	0.00	99,085	0.00	99,085	0.00	99,085	0.00
PROGRAM-SPECIFIC								
DEPT NATURAL RESOURCES	171,619	0.00	300,915	0.00	300,915	0.00	300,915	0.00
NRP-WATER POLLUTION PERMIT FEE	55,834	0.00	300,000	0.00	300,000	0.00	300,000	0.00
TOTAL - PD	227,453	0.00	600,915	0.00	600,915	0.00	600,915	0.00
TOTAL	227,453	0.00	700,000	0.00	700,000	0.00	700,000	0.00
GRAND TOTAL	\$227,453	0.00	\$700,000	0.00	\$700,000	0.00	\$700,000	0.00

DEPARTMENT OF NATURAL RESOURCES

DECISION ITEM DETAIL

Budget Unit	FY 2021	FY 2021	FY 2022	FY 2022	FY 2023	FY 2023	FY 2023	FY 2023
Decision Item	ACTUAL	ACTUAL	BUDGET	BUDGET	DEPT REQ	DEPT REQ	GOV REC	GOV REC
Budget Object Class	DOLLAR	FTE	DOLLAR	FTE	DOLLAR	FTE	DOLLAR	FTE
TECHNICAL ASSISTANCE GRANTS								
CORE								
SUPPLIES	0	0.00	657	0.00	657	0.00	657	0.00
PROFESSIONAL SERVICES	0	0.00	86,988	0.00	86,988	0.00	86,988	0.00
M&R SERVICES	0	0.00	2,820	0.00	2,820	0.00	2,820	0.00
MOTORIZED EQUIPMENT	0	0.00	4,700	0.00	4,700	0.00	4,700	0.00
OTHER EQUIPMENT	0	0.00	1,880	0.00	1,880	0.00	1,880	0.00
PROPERTY & IMPROVEMENTS	0	0.00	1,100	0.00	1,100	0.00	1,100	0.00
MISCELLANEOUS EXPENSES	0	0.00	940	0.00	940	0.00	940	0.00
TOTAL - EE	0	0.00	99,085	0.00	99,085	0.00	99,085	0.00
PROGRAM DISTRIBUTIONS	227,453	0.00	600,915	0.00	600,915	0.00	600,915	0.00
TOTAL - PD	227,453	0.00	600,915	0.00	600,915	0.00	600,915	0.00
GRAND TOTAL	\$227,453	0.00	\$700,000	0.00	\$700,000	0.00	\$700,000	0.00
GENERAL REVENUE	\$0	0.00	\$0	0.00	\$0	0.00	\$0	0.00
FEDERAL FUNDS	\$171,619	0.00	\$350,000	0.00	\$350,000	0.00	\$350,000	0.00
OTHER FUNDS	\$55,834	0.00	\$350,000	0.00	\$350,000	0.00	\$350,000	0.00

PROGRAM DESCRIPTION

Department of Natural Resources	HB Section(s): 6.225, 6.230
DEQ - Administration	
Program is found in the following core budget(s): Division of Environmental Quality Administration	

1a. What strategic priority does this program address?

The Division of Environmental Quality helps Missouri citizens thrive by managing natural resources to promote a healthy environment and economy by:

- Promoting environmental responsibility and resource stewardship.
- Enhancing services, information, and communication to improve customer experience.
- Modernizing infrastructure, strengthening workforce, and supporting economic development.
- Improving internal processes to better serve our customers.

1b. What does this program do?

The Division of Environmental Quality includes the Water Protection Program, Soil and Water Conservation Program, Air Pollution Control Program, Environmental Remediation Program, Waste Management Program, Environmental Services Program, Central Field Operations, and Regional Offices (St. Louis, Lee's Summit, Macon, Poplar Bluff, and Springfield).

The Division of Environmental Quality Administration responsibilities include:

- Implementing statewide environmental and natural resource policies resulting in environmentally-sound decisions that protect our air, land, and water while fostering economic development.
- Managing the organizational units within the division.
- Promoting efficient administration and operations.
- Long-range planning to implement policies to protect human health and the environment.

Technical Assistance Grants PSD: The division provides technical assistance to businesses, citizens, and local governments to increase compliance with statutes and regulations and promote pollution prevention strategies. This assistance is offered through federal and state funded training and certification of drinking water operators and wastewater operators. Other activities include environmental studies, demonstration projects, and pilot projects.

The following table shows financial data for the budget units included in this form.

	FY 2019	FY 2020	FY 2021	FY 2022	FY 2023
	Actual	Actual	Actual	Current	Gov Rec
DEQ Admin Operations (78117C)	1,127,664	1,117,118	1,072,568	1,363,862	1,363,862
Technical Assistance Grants (79360C)	407,971	313,797	227,453	700,000	700,000
Total	1,535,635	1,430,915	1,300,021	2,063,862	2,063,862

PROGRAM DESCRIPTION

Department of Natural Resources **HB Section(s): 6.225, 6.230**
DEQ - Administration
Program is found in the following core budget(s): Division of Environmental Quality Administration

2a. Provide an activity measure(s) for the program.

Services Provided to Regulated Entities and the Public

	FY 2019 Actual	FY 2020 Actual	FY 2021 Actual	FY 2022 Projected	FY 2023 Projected	FY 2024 Projected
Regulated Facility Inspections	6,030	5,836	5,207	5,600	6,200	6,500
Compliance Assistance Visits	6,260	6,959	4,474	6,300	7,200	7,700
Environmental Emergency Responses	310	170	148	200	200	200
Soil and Water Cost Share Contract Monitoring Visits	719	727	183	455	455	455
Total Assistance	13,319	13,692	10,012	12,555	14,055	14,855

FY 2020 Regulated Facility Inspections and Compliance Assistance Visits were updated with more current data.

The inspections and compliance assistance visits reported for this measure are performed by the division's regional offices. The division's central office programs also perform a small portion of all inspections. Impacts from COVID-19 limited the ability to conduct on-site inspections, affected the compliance assistance numbers in FY 2020 and FY 2021, and will potentially impact FY 2022 numbers.

As of FY 2020, the Department changed the threshold criteria for responding to environmental emergency incidents. The program worked with local emergency response agencies to reduce duplicative responses to vehicular accidents, which are the most common type of response. Under a revised protocol, the Department does not respond to vehicular accidents where the petroleum release is less than 300 gallons, unless the responsible party cannot respond timely, water resources are threatened, or the local agency requests assistance. In FY 2020 and FY 2021, COVID-19 also impacted response numbers as stay-home orders decreased travel across the state.

FY 2021 Soil and Water Cost Share Contract Monitoring Visits decreased due to COVID-19 and USDA offices being either closed to the public or restrictions on the number of staff (including District staff and Department staff) allowed in the offices.

PROGRAM DESCRIPTION

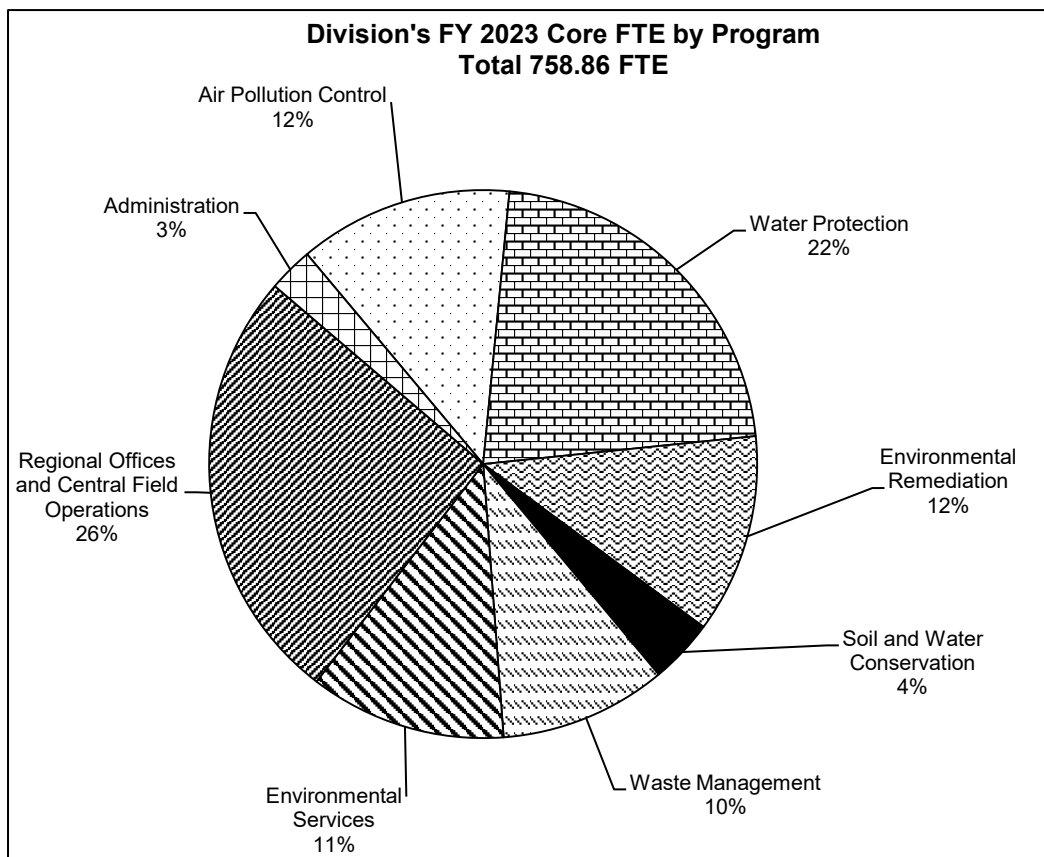
Department of Natural Resources

HB Section(s): 6.225, 6.230

DEQ - Administration

Program is found in the following core budget(s): Division of Environmental Quality Administration

2b. Provide a measure(s) of the program's quality.



The division serves the programs by aiding in resource maximization with only a small percent of total FTE.

Water Protection, Soil and Water Conservation, Air Pollution Control, Environmental Remediation, Waste Management, Environmental Services, Regional Offices and Central Field Operations.

Division Budget Unit Net FTE Reductions:

FY 2018 = 5 FTE

FY 2019 = 6.82 FTE

FY 2020 = 16 FTE

FY 2021 = 0 FTE

FY 2022 = 14.42 FTE

FY 2023 = 0 FTE

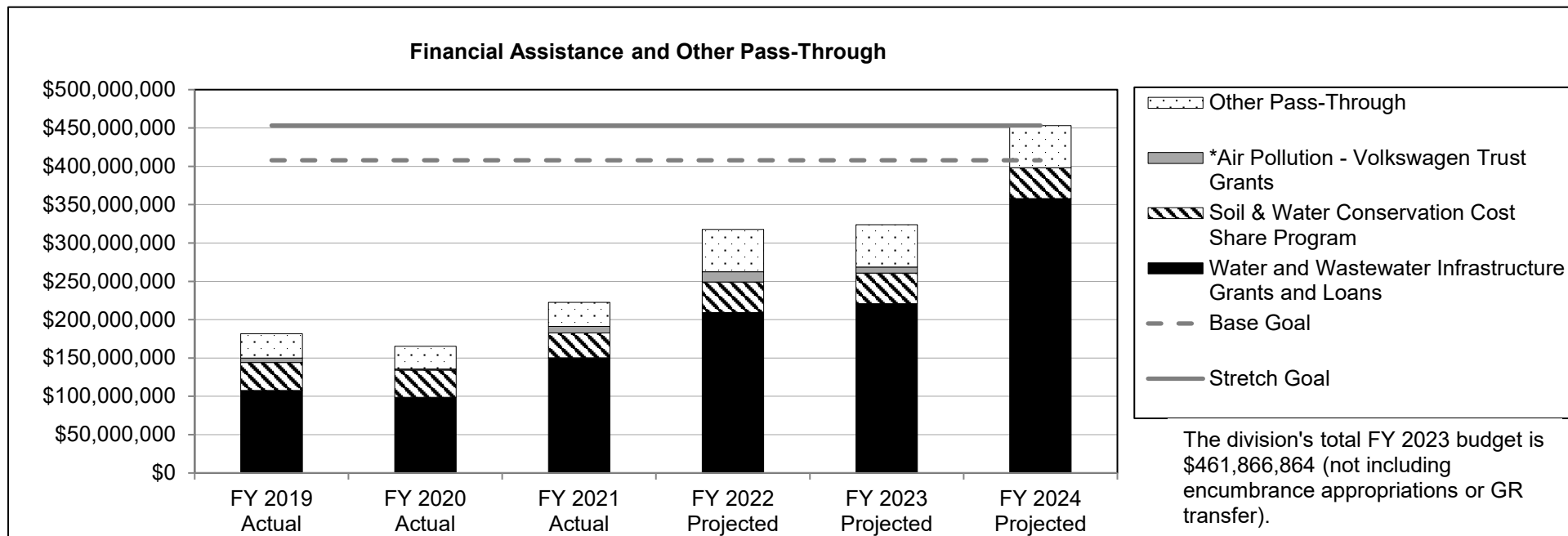
TOTAL Net Reductions = 42.24 FTE

Note: FY 2019 and FY 2020 5 FTE increase in Agency-wide PSTIF Budget Unit; FY 2022 2 FTE increase in Water Protection Budget Unit

PROGRAM DESCRIPTION

Department of Natural Resources **HB Section(s): 6.225, 6.230**
DEQ - Administration
Program is found in the following core budget(s): Division of Environmental Quality Administration

2c. Provide a measure(s) of the program's impact.



Other Pass-Through includes Soil and Water District grants, Solid Waste District grants, scrap tire grant, non-point source water protection, regional water quality planning, water and wastewater operator certification, clean up and emergency response activities, environmental restoration, water quality monitoring, and soil and water conservation research.

Water and Wastewater Infrastructure Grants and Loans - Projects are multiyear; therefore, funds are expended over a 24-month period for wastewater projects and over an 18-month period for drinking water projects. State Revolving Fund (SRF) program demand is increasing. Increases in FY 2022 through FY 2024 are planned disbursements for SRF applications the Department is currently processing, including several very large projects.

*The Volkswagen Trust appropriation was authorized in the Department's FY 2019 budget. The Department anticipates disbursing all Trust funds by the end of FY 2023. Any potential interest earned on the Trust fund moneys will be spent in FY 2024. No FY 2024 projection has been included in this measure.

PROGRAM DESCRIPTION

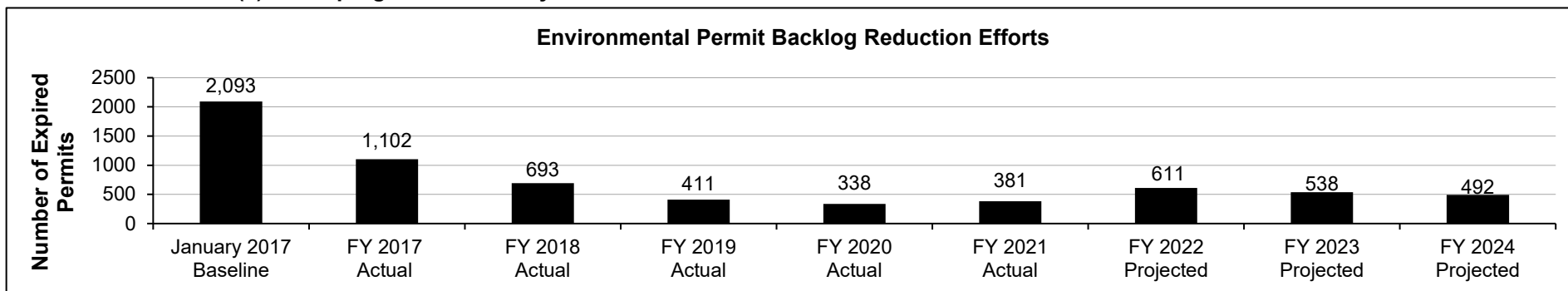
Department of Natural Resources

HB Section(s): 6.225, 6.230

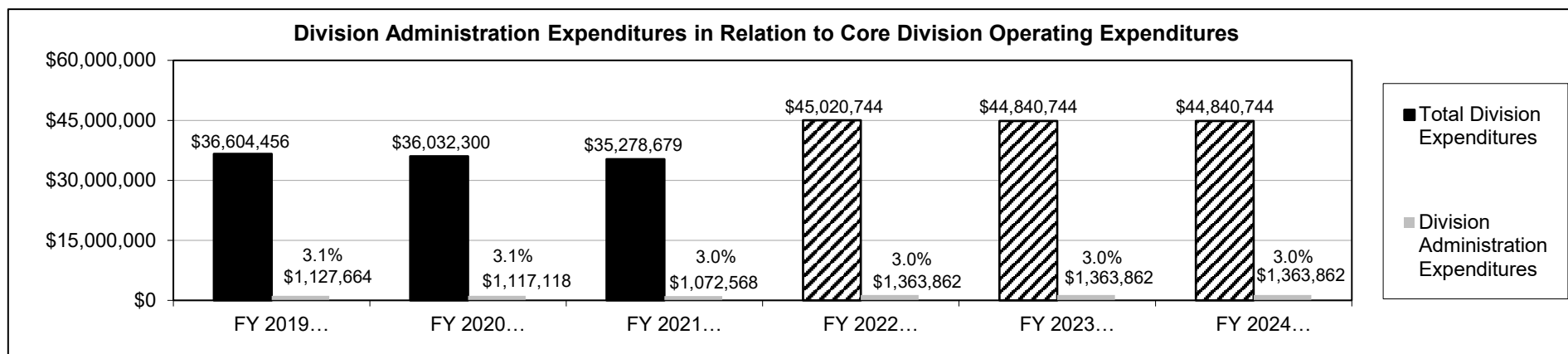
DEQ - Administration

Program is found in the following core budget(s): Division of Environmental Quality Administration

2d. Provide a measure(s) of the program's efficiency.



Beginning baseline January 2017. The division's environmental permits include air, hazardous waste, drinking water, wastewater, and solid waste facilities. The Department's projected increase of 611 backlogged permits in FY 2022 is due to a high rate of staff turnover and the large number of expiring permits in FY 2022. The Department's base goal is to eliminate the backlog by the end of FY 2025.

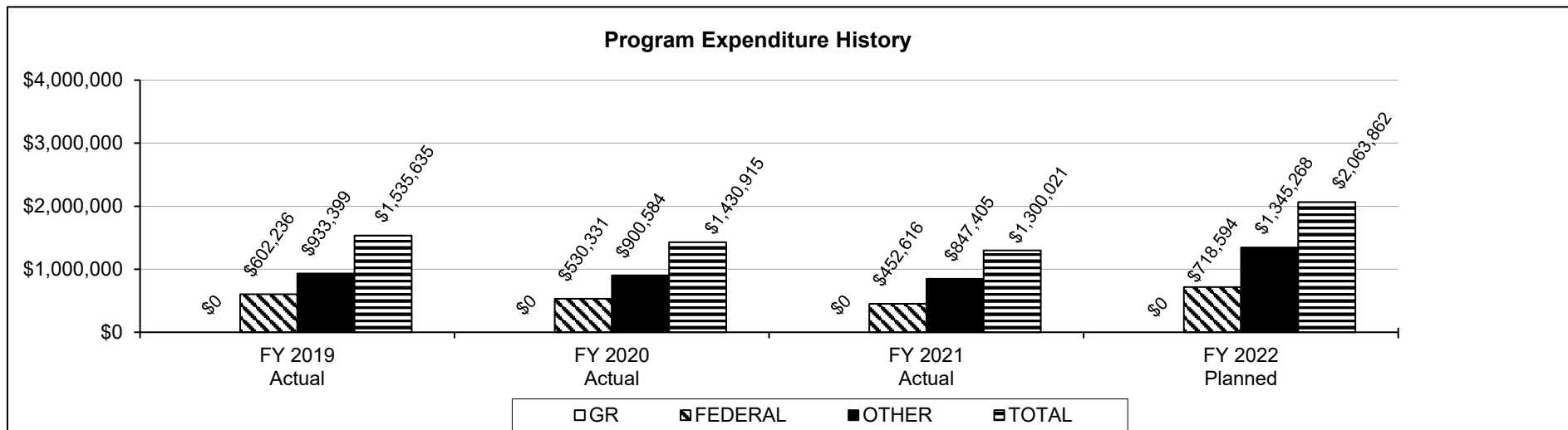


Projections are based on full appropriation spending. These projections only include operating appropriations; pass-through appropriations are not included.

PROGRAM DESCRIPTION

Department of Natural Resources HB Section(s): 6.225, 6.230
 DEQ - Administration
 Program is found in the following core budget(s): Division of Environmental Quality Administration

3. Provide actual expenditures for the prior three fiscal years and planned expenditures for the current fiscal year. (Note: Amounts do not include fringe benefit costs.)



This budget does not contain General Revenue.

Financial data includes operating and pass-through appropriations. Core pass-through appropriations are set at a level to encumber and pay our commitments, which often span multiple fiscal years.

FY 2022 Planned is shown at full appropriation.

4. What are the sources of the "Other " funds?

Cost Allocation Fund (0500); Natural Resources Protection Fund - Water Pollution Permit Fee Subaccount (0568)

PROGRAM DESCRIPTION

Department of Natural Resources	HB Section(s): 6.225, 6.230
DEQ - Administration	
Program is found in the following core budget(s): Division of Environmental Quality Administration	
5. What is the authorization for this program, i.e., federal or state statute, etc.? (Include the federal program number, if applicable.)	
<p>The Division of Environmental Quality administers programs that protect human health, public welfare, and the environment. These programs are authorized by state and federal laws as noted in each of their program descriptions. These laws deal with air quality, solid and hazardous wastes, voluntary cleanup, petroleum storage tanks, clean water, and drinking water.</p>	
RSMo 640.010 – 640.758 RSMo 640.100 RSMo 643.173 and 643.175 RSMo 643.060 (2) RSMo 644.006 through 644.096	Department of Natural Resources - Duties associated with environmental assistance on behalf of the Department Drinking Water Operator Certification; Safe Drinking Water Act Small Business Technical Assistance Program Prevention, Abatement, and Control of Air Pollution Water Pollution Planning, Permitting, Inspection, Remediation, Technical Assistance
6. Are there federal matching requirements? If yes, please explain.	
<p>The division receives several federal grants. The matching requirements for these are listed in each of the applicable program descriptions.</p>	
Drinking Water SRF Capitalization Grant - Local & Other Set-Aside Other competitive grants may require various matching ratios	100% Federal (EPA) Varies
7. Is this a federally mandated program? If yes, please explain.	
<p>Division Administration oversees and coordinates programmatic responsibilities for which the state has elected, through environmental statutes, to seek delegation of federal programs. As it relates to Technical Assistance Grants, federal law mandates that operators of public drinking water systems be certified.</p>	

CORE DECISION ITEM

Department of Natural Resources	Budget Unit 78510C, 78520C
Missouri Geological Survey	
Missouri Geological Survey Operations Core	HB Section 6.300, 6.305

1. CORE FINANCIAL SUMMARY

	FY 2023 Budget Request					FY 2023 Governor's Recommendation			
	GR	Federal	Other	Total		GR	Fed	Other	Total
PS	2,496,193	1,454,939	1,903,022	5,854,154	PS	2,496,193	1,454,939	1,903,022	5,854,154
EE	1,029,364	363,030	412,082	1,804,476	EE	1,029,364	363,030	412,082	1,804,476
PSD	0	0	0	0	PSD	0	0	0	0
TRF	200,000	0	0	200,000	TRF	200,000	0	0	200,000
Total	3,725,557	1,817,969	2,315,104	7,858,630	Total	3,725,557	1,817,969	2,315,104	7,858,630
FTE	43.28	33.37	39.77	116.42	FTE	43.28	33.37	39.77	116.42

Est. Fringe	1,497,716	872,963	1,141,813	3,512,492
--------------------	-----------	---------	-----------	-----------

Note: Fringes budgeted in House Bill 5 except for certain fringes budgeted directly to MoDOT, Highway Patrol, and Conservation.

Est. Fringe	1,497,716	872,963	1,141,813	3,512,492
--------------------	-----------	---------	-----------	-----------

Note: Fringes budgeted in House Bill 5 except for certain fringes budgeted directly to MoDOT, Highway Patrol, and Conservation.

Federal Funds: DNR Federal Fund (0140); Abandoned Mine Reclamation Fund (0697)

Other Funds: DNR Revolving Services Fund (0425); Cost Allocation Fund (0500); Oil and Gas Resources Fund (0543); Coal Combustion Residuals Subaccount (0551); Natural Resources Protection Fund - Damages Subaccount (0555); Natural Resources Protection Fund - Water Pollution Permit Fees (0568); Solid Waste Management Fund (0570); Metallic Minerals Waste Management Fund (0575); Groundwater Protection Fund (0660); Hazardous Waste Fund (0676); Oil and Gas Remedial Fund (0699); Geologic Resources Fund (0801); Multipurpose Water Resource Program Fund (0815); Mined Land Reclamation Fund (0906)

Core Reduction: The FY 2023 Budget Request includes a voluntary core reduction of \$50,000 Expense and Equipment authority and a core reduction of \$1,117 one-time authority from the FY 2022 budget.

CORE DECISION ITEM

<u>Department of Natural Resources</u>	<u>Budget Unit 78510C, 78520C</u>
<u>Missouri Geological Survey</u>	
<u>Missouri Geological Survey Operations Core</u>	<u>HB Section 6.300, 6.305</u>

2. CORE DESCRIPTION

The Missouri Geological Survey (MGS) includes the Geological Survey Program, Land Reclamation Program, Dam and Reservoir Safety Program, and Water Resources Center.

The Geological Survey Program investigates the state's geology and provides geologic and hydrologic information to assist with decisions relating to economic development, site remediation, contaminant migration, subsurface investigations, and geologic hazards. The program also determines the character and availability of the state's energy and mineral resources. Staff implement the Water Well Drillers' Act by establishing standards for domestic water wells, monitoring wells, and geothermal ground source heat pump wells.

The Land Reclamation Program regulates surface mining of coal and industrial minerals, regulates and administers reclamation of coal mine and industrial mine lands on which bonds were forfeited, regulates and administers reclamation of coal mine lands abandoned prior to 1977, and regulates the metallic mineral waste disposal areas of mining operations.

The Dam and Reservoir Safety Program administers the provisions of the Missouri Dam and Reservoir Safety Law. The Missouri Department of Natural Resources regulates nonfederal, nonagricultural dams 35 feet and higher through inspections, registration, and issuance of construction permits. Dams are a critical part of our state's infrastructure, providing many benefits including water supply, flood protection, hydropower, irrigation, and recreation. There are approximately 713 regulated dams. The program works with citizens, dam owners, engineers, and emergency managers to ensure dams in Missouri are constructed, maintained, and operated in a safe manner.

Water Resources Center staff provide information for Missouri's comprehensive water needs by examining both surface and groundwater use and availability. Staff investigate water supply issues; maintain and update Missouri's Public Water Supply database for groundwater wells; collect, analyze and distribute groundwater-level data from a statewide network of observation wells; evaluate public water supply wells; and provide casing and total depth specifications. Water Resources Center staff provide guidance and technical expertise for planning and development of regional water supply projects throughout Missouri. Staff defend the state's vital water resources interests, including those related to navigation, flood control, and other uses of the Missouri and Mississippi rivers before numerous interstate and interagency river basin associations.

The division's pass-through authority is located in a separate core decision item form.

3. PROGRAM LISTING (list programs included in this core funding)

Missouri Geological Survey

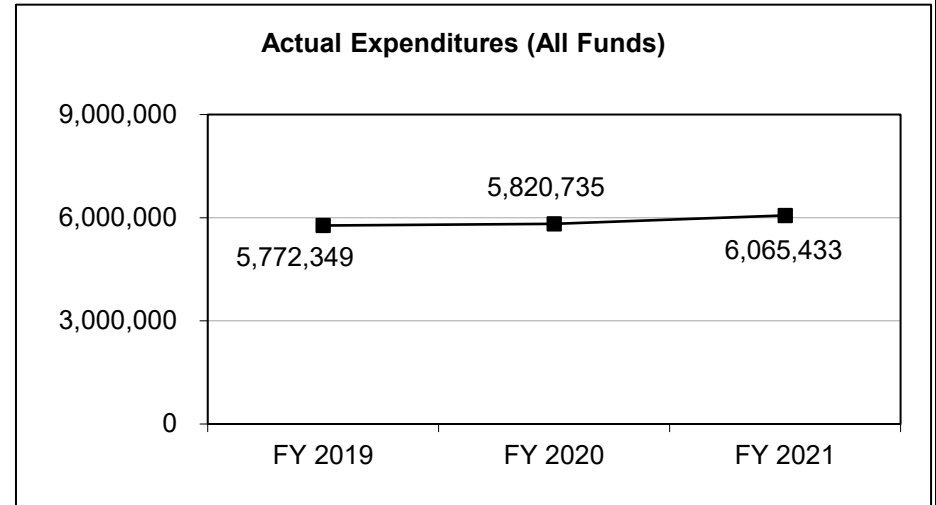
CORE DECISION ITEM

Department of Natural Resources
Missouri Geological Survey
Missouri Geological Survey Operations Core

Budget Unit 78510C, 78520C
HB Section 6.300, 6.305

4. FINANCIAL HISTORY

	FY 2019 Actual	FY 2020 Actual	FY 2021 Actual	FY 2022 Current Yr.
Appropriation (All Funds)	7,716,990	7,781,959	7,776,059	7,909,747
Less Reverted (All Funds)	(99,956)	(107,211)	(108,787)	(113,301)
Less Restricted (All Funds)*	0	(48,500)	0	0
Budget Authority (All Funds)	7,617,034	7,626,248	7,667,272	7,796,446
Actual Expenditures (All Funds)	5,772,349	5,820,735	6,065,433	N/A
Unexpended (All Funds)	1,844,685	1,805,513	1,601,839	N/A
Unexpended, by Fund:				
General Revenue	165,589	310,461	253,207	N/A
Federal	962,455	638,872	406,363	N/A
Other	716,641	856,180	942,269	N/A
	(1)	(1)	(1)	



Reverted includes the statutory three-percent reserve amount (when applicable).

Restricted includes any Governor's Expenditure Restrictions which remained at the end of the fiscal year (when applicable).

NOTES:

(1) The division continuously looks for federal funding opportunities or partnerships to maximize these appropriations to fulfill our mission. Unexpended in Other Funds appropriation is usually the result of fee fund availability or staff turnover.

The following table shows financial data for the budget units included in this form.

	FY 2019 Actual	FY 2020 Actual	FY 2021 Actual	FY 2022 Current	FY 2023 Gov Rec
Missouri Geological Survey Operations (78510C)	5,772,349	5,675,235	5,871,433	7,709,747	7,658,630
Land Reclamation TRF (78520C)	n/a - Appropriated in FY 2020	145,500	194,000	200,000	200,000
Total	5,772,349	5,820,735	6,065,433	7,909,747	7,858,630

CORE RECONCILIATION DETAIL

**DEPARTMENT OF NATURAL RESOURCES
GEOLOGICAL SURVEY OPERATIONS**

5. CORE RECONCILIATION DETAIL

			Budget Class	FTE	GR	Federal	Other	Total	Explanation
TAFP AFTER VETOES									
			PS	116.42	2,496,193	1,544,939	1,813,022	5,854,154	
			EE	0.00	1,030,481	413,030	412,082	1,855,593	
			Total	116.42	3,526,674	1,957,969	2,225,104	7,709,747	
DEPARTMENT CORE ADJUSTMENTS									
1x Expenditures	1359 8001		EE	0.00	(1,117)	0	0	(1,117)	Core reduction of FY 2022 one-time authority (Statewide Dam Inventory Update NDI)
Core Reduction	1358 2408		EE	0.00	0	(50,000)	0	(50,000)	Voluntary core reductions will more closely align the budget with planned spending.
Core Reallocation	1356 1956		PS	(0.00)	0	0	0	0	Core reallocations will more closely align the budget with planned spending.
Core Reallocation	1356 2165		PS	0.00	0	0	0	0	Core reallocations will more closely align the budget with planned spending.
Core Reallocation	1356 2395		PS	(0.00)	0	0	0	0	Core reallocations will more closely align the budget with planned spending.
Core Reallocation	1356 2401		PS	(0.00)	0	(90,000)	0	(90,000)	Core reallocations will more closely align the budget with planned spending.
Core Reallocation	1356 2861		PS	0.00	0	0	0	(0)	Core reallocations will more closely align the budget with planned spending.

CORE RECONCILIATION DETAIL

**DEPARTMENT OF NATURAL RESOURCES
GEOLOGICAL SURVEY OPERATIONS**

5. CORE RECONCILIATION DETAIL

		Budget Class	FTE	GR	Federal	Other	Total	Explanation
DEPARTMENT CORE ADJUSTMENTS								
Core Reallocation	1356 2402	PS	(0.00)	0	0	0	0	0 Core reallocations will more closely align the budget with planned spending.
Core Reallocation	1356 6010	PS	0.16	0	0	0	(0)	(0) Core reallocations will more closely align the budget with planned spending.
Core Reallocation	1356 7801	PS	0.00	0	0	0	(0)	(0) Core reallocations will more closely align the budget with planned spending.
Core Reallocation	1356 8970	PS	0.00	0	0	0	0	0 Core reallocations will more closely align the budget with planned spending.
Core Reallocation	1356 2161	PS	0.00	0	0	0	0	0 Core reallocations will more closely align the budget with planned spending.
Core Reallocation	1356 1197	PS	(0.16)	0	0	90,000	90,000	90,000 Core reallocations will more closely align the budget with planned spending.
Core Reallocation	1356 1194	PS	0.00	0	0	0	0	0 Core reallocations will more closely align the budget with planned spending.
NET DEPARTMENT CHANGES			0.00	(1,117)	(140,000)	90,000	(51,117)	
DEPARTMENT CORE REQUEST								
		PS	116.42	2,496,193	1,454,939	1,903,022	5,854,154	
		EE	0.00	1,029,364	363,030	412,082	1,804,476	
		Total	116.42	3,525,557	1,817,969	2,315,104	7,658,630	

CORE RECONCILIATION DETAIL

**DEPARTMENT OF NATURAL RESOURCES
GEOLOGICAL SURVEY OPERATIONS**

5. CORE RECONCILIATION DETAIL

	Budget Class	FTE	GR	Federal	Other	Total	Explanation
GOVERNOR'S RECOMMENDED CORE							
	PS	116.42	2,496,193	1,454,939	1,903,022	5,854,154	
	EE	0.00	1,029,364	363,030	412,082	1,804,476	
	Total	116.42	3,525,557	1,817,969	2,315,104	7,658,630	

CORE RECONCILIATION DETAIL

**DEPARTMENT OF NATURAL RESOURCES
MIND LAND RECLAMATION TRANSFER**

5. CORE RECONCILIATION DETAIL

	Budget Class	FTE	GR	Federal	Other	Total	Explanation
TAFP AFTER VETOES							
	TRF	0.00	200,000	0	0	200,000	
	Total	0.00	200,000	0	0	200,000	
DEPARTMENT CORE REQUEST							
	TRF	0.00	200,000	0	0	200,000	
	Total	0.00	200,000	0	0	200,000	
GOVERNOR'S RECOMMENDED CORE							
	TRF	0.00	200,000	0	0	200,000	
	Total	0.00	200,000	0	0	200,000	

DEPARTMENT OF NATURAL RESOURCES

DECISION ITEM SUMMARY

Budget Unit								
Decision Item	FY 2021	FY 2021	FY 2022	FY 2022	FY 2023	FY 2023	FY 2023	FY 2023
Budget Object Summary	ACTUAL	ACTUAL	BUDGET	BUDGET	DEPT REQ	DEPT REQ	GOV REC	GOV REC
Fund	DOLLAR	FTE	DOLLAR	FTE	DOLLAR	FTE	DOLLAR	FTE
GEOLOGICAL SURVEY OPERATIONS								
CORE								
PERSONAL SERVICES								
GENERAL REVENUE	2,081,964	38.32	2,496,193	43.28	2,496,193	43.28	2,496,193	43.28
DEPT NATURAL RESOURCES	1,247,991	24.03	1,544,939	33.37	1,454,939	33.37	1,454,939	33.37
NATURAL RESOURCES REVOLVING SE	17,032	0.57	17,471	0.59	17,471	0.59	17,471	0.59
DNR COST ALLOCATION	16,994	0.35	17,731	0.38	17,731	0.38	17,731	0.38
OIL AND GAS RESOURCES FUND	0	0.00	90,932	2.00	90,932	2.00	90,932	2.00
COAL COMBUSTION RESIDUALS SUB	0	0.00	59,525	1.00	59,525	1.00	59,525	1.00
NATURAL RESOURCES PROTECTION	0	0.00	10,787	0.24	10,787	0.24	10,787	0.24
NRP-WATER POLLUTION PERMIT FEE	11,844	0.22	15,635	0.73	15,635	0.73	15,635	0.73
SOLID WASTE MANAGEMENT	147,044	2.73	181,167	3.00	181,167	3.00	181,167	3.00
METALLIC MINERALS WASTE MGMT	19,150	0.34	34,297	1.20	34,297	1.20	34,297	1.20
GROUNDWATER PROTECTION	407,397	10.14	613,129	13.80	613,129	13.80	613,129	13.80
HAZARDOUS WASTE FUND	153,957	2.97	166,434	4.00	166,434	4.00	166,434	4.00
OIL AND GAS REMEDIAL	0	0.00	7,868	0.17	7,868	0.17	7,868	0.17
GEOLOGIC RESOURCES FUND	120,605	2.00	130,996	2.23	130,996	2.23	130,996	2.23
MP WRP RENEWABLE WATER PROGRAM	5,727	0.08	93,516	1.50	93,516	1.50	93,516	1.50
MINED LAND RECLAMATION	385,491	7.61	373,534	8.93	463,534	8.93	463,534	8.93
TOTAL - PS	4,615,196	89.36	5,854,154	116.42	5,854,154	116.42	5,854,154	116.42
EXPENSE & EQUIPMENT								
GENERAL REVENUE	988,280	0.00	1,030,481	0.00	1,029,364	0.00	1,029,364	0.00
DEPT NATURAL RESOURCES	169,317	0.00	413,017	0.00	363,017	0.00	363,017	0.00
ABANDONED MINE RECLAMATION	0	0.00	13	0.00	13	0.00	13	0.00
DNR COST ALLOCATION	1,365	0.00	4,105	0.00	4,105	0.00	4,105	0.00
OIL AND GAS RESOURCES FUND	0	0.00	12,006	0.00	12,006	0.00	12,006	0.00
COAL COMBUSTION RESIDUALS SUB	0	0.00	5,401	0.00	5,401	0.00	5,401	0.00
NATURAL RESOURCES PROTECTION	0	0.00	2,000	0.00	2,000	0.00	2,000	0.00
NRP-WATER POLLUTION PERMIT FEE	79	0.00	5,072	0.00	5,072	0.00	5,072	0.00
SOLID WASTE MANAGEMENT	4,457	0.00	9,480	0.00	9,480	0.00	9,480	0.00
METALLIC MINERALS WASTE MGMT	972	0.00	13,761	0.00	13,761	0.00	13,761	0.00
GROUNDWATER PROTECTION	45,015	0.00	97,405	0.00	97,405	0.00	97,405	0.00
HAZARDOUS WASTE FUND	5,080	0.00	31,010	0.00	31,010	0.00	31,010	0.00
OIL AND GAS REMEDIAL	0	0.00	7,625	0.00	7,625	0.00	7,625	0.00
GEOLOGIC RESOURCES FUND	3,051	0.00	18,270	0.00	18,270	0.00	18,270	0.00
MP WRP RENEWABLE WATER PROGRAM	0	0.00	3,902	0.00	3,902	0.00	3,902	0.00

1/31/22 7:53

im_disummary

DEPARTMENT OF NATURAL RESOURCES

DECISION ITEM SUMMARY

Budget Unit								
Decision Item	FY 2021	FY 2021	FY 2022	FY 2022	FY 2023	FY 2023	FY 2023	FY 2023
Budget Object Summary	ACTUAL	ACTUAL	BUDGET	BUDGET	DEPT REQ	DEPT REQ	GOV REC	GOV REC
Fund	DOLLAR	FTE	DOLLAR	FTE	DOLLAR	FTE	DOLLAR	FTE
GEOLOGICAL SURVEY OPERATIONS								
CORE								
EXPENSE & EQUIPMENT								
MINED LAND RECLAMATION	38,621	0.00	202,045	0.00	202,045	0.00	202,045	0.00
TOTAL - EE	1,256,237	0.00	1,855,593	0.00	1,804,476	0.00	1,804,476	0.00
TOTAL	5,871,433	89.36	7,709,747	116.42	7,658,630	116.42	7,658,630	116.42
Pay Plan - 0000012								
PERSONAL SERVICES								
GENERAL REVENUE	0	0.00	0	0.00	0	0.00	160,053	0.00
DEPT NATURAL RESOURCES	0	0.00	0	0.00	0	0.00	84,198	0.00
NATURAL RESOURCES REVOLVING SE	0	0.00	0	0.00	0	0.00	1,818	0.00
OIL AND GAS RESOURCES FUND	0	0.00	0	0.00	0	0.00	9,018	0.00
COAL COMBUSTION RESIDUALS SUB	0	0.00	0	0.00	0	0.00	3,306	0.00
NATURAL RESOURCES PROTECTION	0	0.00	0	0.00	0	0.00	600	0.00
NRP-WATER POLLUTION PERMIT FEE	0	0.00	0	0.00	0	0.00	868	0.00
SOLID WASTE MANAGEMENT	0	0.00	0	0.00	0	0.00	10,067	0.00
METALLIC MINERALS WASTE MGMT	0	0.00	0	0.00	0	0.00	1,935	0.00
GROUNDWATER PROTECTION	0	0.00	0	0.00	0	0.00	47,421	0.00
HAZARDOUS WASTE FUND	0	0.00	0	0.00	0	0.00	9,244	0.00
OIL AND GAS REMEDIAL	0	0.00	0	0.00	0	0.00	437	0.00
MP WRP RENEWABLE WATER PROGRAM	0	0.00	0	0.00	0	0.00	5,195	0.00
MINED LAND RECLAMATION	0	0.00	0	0.00	0	0.00	27,574	0.00
TOTAL - PS	0	0.00	0	0.00	0	0.00	361,734	0.00
TOTAL	0	0.00	0	0.00	0	0.00	361,734	0.00
Pay Plan FY22-Cost to Continue - 0000013								
PERSONAL SERVICES								
GENERAL REVENUE	0	0.00	0	0.00	24,714	0.00	24,714	0.00
DEPT NATURAL RESOURCES	0	0.00	0	0.00	15,298	0.00	15,298	0.00
NATURAL RESOURCES REVOLVING SE	0	0.00	0	0.00	174	0.00	174	0.00
DNR COST ALLOCATION	0	0.00	0	0.00	177	0.00	177	0.00
OIL AND GAS RESOURCES FUND	0	0.00	0	0.00	900	0.00	900	0.00
COAL COMBUSTION RESIDUALS SUB	0	0.00	0	0.00	589	0.00	589	0.00
NATURAL RESOURCES PROTECTION	0	0.00	0	0.00	107	0.00	107	0.00

1/31/22 7:53

im_disummary

DEPARTMENT OF NATURAL RESOURCES

DECISION ITEM SUMMARY

Budget Unit									
Decision Item	FY 2021	FY 2021	FY 2022	FY 2022	FY 2023	FY 2023	FY 2023	FY 2023	FY 2023
Budget Object Summary	ACTUAL	ACTUAL	BUDGET	BUDGET	DEPT REQ	DEPT REQ	GOV REC	GOV REC	GOV REC
Fund	DOLLAR	FTE	DOLLAR	FTE	DOLLAR	FTE	DOLLAR	FTE	FTE
GEOLOGICAL SURVEY OPERATIONS									
Pay Plan FY22-Cost to Continue - 0000013									
PERSONAL SERVICES									
NRP-WATER POLLUTION PERMIT FEE	0	0.00	0	0.00	155	0.00	155	0.00	0.00
SOLID WASTE MANAGEMENT	0	0.00	0	0.00	1,794	0.00	1,794	0.00	0.00
METALLIC MINERALS WASTE MGMT	0	0.00	0	0.00	340	0.00	340	0.00	0.00
GROUNDWATER PROTECTION	0	0.00	0	0.00	6,070	0.00	6,070	0.00	0.00
HAZARDOUS WASTE FUND	0	0.00	0	0.00	1,648	0.00	1,648	0.00	0.00
OIL AND GAS REMEDIAL	0	0.00	0	0.00	78	0.00	78	0.00	0.00
GEOLOGIC RESOURCES FUND	0	0.00	0	0.00	1,297	0.00	1,297	0.00	0.00
MP WRP RENEWABLE WATER PROGRAM	0	0.00	0	0.00	926	0.00	926	0.00	0.00
MINED LAND RECLAMATION	0	0.00	0	0.00	3,699	0.00	3,699	0.00	0.00
TOTAL - PS	0	0.00	0	0.00	57,966	0.00	57,966	0.00	0.00
TOTAL	0	0.00	0	0.00	57,966	0.00	57,966	0.00	0.00
Critical Minerals, Map & Infra - 1780004									
PERSONAL SERVICES									
GENERAL REVENUE	0	0.00	0	0.00	113,026	2.00	113,026	0.00	0.00
TOTAL - PS	0	0.00	0	0.00	113,026	2.00	113,026	0.00	0.00
EXPENSE & EQUIPMENT									
GENERAL REVENUE	0	0.00	0	0.00	21,170	0.00	21,170	0.00	0.00
TOTAL - EE	0	0.00	0	0.00	21,170	0.00	21,170	0.00	0.00
TOTAL	0	0.00	0	0.00	134,196	2.00	134,196	0.00	0.00
MO River Flood Risk and Resil - 1780014									
EXPENSE & EQUIPMENT									
GENERAL REVENUE	0	0.00	0	0.00	0	0.00	328,125	0.00	0.00
TOTAL - EE	0	0.00	0	0.00	0	0.00	328,125	0.00	0.00
TOTAL	0	0.00	0	0.00	0	0.00	328,125	0.00	0.00
GRAND TOTAL	\$5,871,433	89.36	\$7,709,747	116.42	\$7,850,792	118.42	\$8,540,651	116.42	116.42

DEPARTMENT OF NATURAL RESOURCES

DECISION ITEM SUMMARY

Budget Unit								
Decision Item	FY 2021	FY 2021	FY 2022	FY 2022	FY 2023	FY 2023	FY 2023	FY 2023
Budget Object Summary	ACTUAL	ACTUAL	BUDGET	BUDGET	DEPT REQ	DEPT REQ	GOV REC	GOV REC
Fund	DOLLAR	FTE	DOLLAR	FTE	DOLLAR	FTE	DOLLAR	FTE
MIND LAND RECLAMATION TRANSFER								
CORE								
FUND TRANSFERS								
GENERAL REVENUE	194,000	0.00	200,000	0.00	200,000	0.00	200,000	0.00
TOTAL - TRF	194,000	0.00	200,000	0.00	200,000	0.00	200,000	0.00
TOTAL	194,000	0.00	200,000	0.00	200,000	0.00	200,000	0.00
GRAND TOTAL	\$194,000	0.00	\$200,000	0.00	\$200,000	0.00	\$200,000	0.00

FLEXIBILITY REQUEST FORM

BUDGET UNIT NUMBER: 78510C, 78520C, 78851C	DEPARTMENT: NATURAL RESOURCES
BUDGET UNIT NAME: GEOLOGICAL SURVEY OPERATIONS; CLARENCE CANNON	
HOUSE BILL SECTION(S): 6.300, 6.305, 6.325	DIVISION: MISSOURI GEOLOGICAL SURVEY

1. Provide the amount by fund of personal service flexibility and the amount by fund of expense and equipment flexibility you are requesting in dollar and percentage terms and explain why the flexibility is needed. If flexibility is being requested among divisions, provide the amount by fund of flexibility you are requesting in dollar and percentage terms and explain why the flexibility is needed.

GOVERNOR'S RECOMMENDATION

The Missouri Geological Survey requests retention of 25% flexibility between funds (Federal and Other) for Geological Survey Operations (78510C). Flexibility will allow the Department to address unanticipated needs by aligning appropriation authority with necessary spending during the fiscal year based on funds availability to help ensure effective, responsive service delivery by the division. Also included is 3% flexibility from 6.300, 6.305, and 6.325 to 6.415 (General Revenue) related to the Legal Expense Fund.

2. Estimate how much flexibility will be used for the budget year. How much flexibility was used in the Prior Year Budget and the Current Year Budget? Please specify the amount.

PRIOR YEAR ACTUAL AMOUNT OF FLEXIBILITY USED	CURRENT YEAR ESTIMATED AMOUNT OF FLEXIBILITY THAT WILL BE USED	BUDGET REQUEST - GOVERNOR'S REC ESTIMATED AMOUNT OF FLEXIBILITY THAT WILL BE USED
\$119,000 Fund to Fund (Federal/Other)	Flexibility usage is difficult to estimate at this time.	Flexibility usage is difficult to estimate at this time.

3. Please explain how flexibility was used in the prior and/or current years.

PRIOR YEAR EXPLAIN ACTUAL USE	CURRENT YEAR EXPLAIN PLANNED USE
Fund-to-fund flex was used to align operating PS appropriation authority to proper funding levels based on service delivery needs during the year.	Flexibility will allow the Department to address unanticipated needs by aligning appropriation authority with necessary spending during the fiscal year based on funds availability to help ensure effective, responsive service delivery by the division.

DEPARTMENT OF NATURAL RESOURCES

DECISION ITEM DETAIL

Budget Unit	FY 2021	FY 2021	FY 2022	FY 2022	FY 2023	FY 2023	FY 2023	FY 2023
Decision Item	ACTUAL	ACTUAL	BUDGET	BUDGET	DEPT REQ	DEPT REQ	GOV REC	GOV REC
Budget Object Class	DOLLAR	FTE	DOLLAR	FTE	DOLLAR	FTE	DOLLAR	FTE
GEOLOGICAL SURVEY OPERATIONS								
CORE								
ADMIN OFFICE SUPPORT ASSISTANT	7,530	0.23	0	0.00	0	0.00	0	0.00
OFFICE SUPPORT ASSISTANT	506	0.02	0	0.00	0	0.00	0	0.00
SR OFFICE SUPPORT ASSISTANT	2,321	0.08	0	0.00	0	0.00	0	0.00
ACCOUNTANT I	1,196	0.04	0	0.00	0	0.00	0	0.00
PUBLIC INFORMATION COOR	2,129	0.05	0	0.00	0	0.00	0	0.00
EXECUTIVE I	1,422	0.04	0	0.00	0	0.00	0	0.00
EXECUTIVE II	1,673	0.03	0	0.00	0	0.00	0	0.00
PLANNER IV	2,892	0.04	0	0.00	0	0.00	0	0.00
ENVIRONMENTAL SPEC II	1,798	0.04	0	0.00	0	0.00	0	0.00
ENVIRONMENTAL SPEC III	17,015	0.38	0	0.00	0	0.00	0	0.00
ENVIRONMENTAL ENGR II	4,254	0.08	0	0.00	0	0.00	0	0.00
ENVIRONMENTAL ENGR III	2,559	0.04	0	0.00	0	0.00	0	0.00
ENVIRONMENTAL SCIENTIST	2,176	0.04	0	0.00	0	0.00	0	0.00
ENVIRONMENTAL SUPERVISOR	7,455	0.12	0	0.00	0	0.00	0	0.00
TECHNICAL ASSISTANT II	1,458	0.04	0	0.00	0	0.00	0	0.00
TECHNICAL ASSISTANT III	1,422	0.04	0	0.00	0	0.00	0	0.00
TECHNICAL ASSISTANT IV	7,854	0.21	0	0.00	0	0.00	0	0.00
GEOLOGIST I	8,023	0.18	0	0.00	0	0.00	0	0.00
GEOLOGIST II	21,607	0.46	0	0.00	0	0.00	0	0.00
GEOLOGIST III	17,510	0.31	0	0.00	0	0.00	0	0.00
GEOLOGIST IV	21,803	0.34	0	0.00	0	0.00	0	0.00
CIVIL ENGR DAM SAFETY	8,469	0.13	0	0.00	0	0.00	0	0.00
HYDROLOGIST I	1,740	0.04	0	0.00	0	0.00	0	0.00
HYDROLOGIST III	2,309	0.04	0	0.00	0	0.00	0	0.00
HYDROLOGIST IV	5,389	0.08	0	0.00	0	0.00	0	0.00
LABORER II	1,043	0.04	0	0.00	0	0.00	0	0.00
MAINTENANCE WORKER II	1,422	0.04	0	0.00	0	0.00	0	0.00
DESIGN/DEVELOP/SURVEY MGR B1	3,068	0.04	0	0.00	0	0.00	0	0.00
ENVIRONMENTAL MGR B1	14,305	0.21	0	0.00	0	0.00	0	0.00
FISCAL & ADMINISTRATIVE MGR B1	5,356	0.08	0	0.00	0	0.00	0	0.00
DIVISION DIRECTOR	105,060	1.00	106,111	1.00	106,111	1.00	106,111	1.00
DEPUTY DIVISION DIRECTOR	89,300	1.00	90,195	1.00	90,194	1.00	90,194	1.00

DEPARTMENT OF NATURAL RESOURCES

DECISION ITEM DETAIL

Budget Unit	FY 2021	FY 2021	FY 2022	FY 2022	FY 2023	FY 2023	FY 2023	FY 2023
Decision Item	ACTUAL	ACTUAL	BUDGET	BUDGET	DEPT REQ	DEPT REQ	GOV REC	GOV REC
Budget Object Class	DOLLAR	FTE	DOLLAR	FTE	DOLLAR	FTE	DOLLAR	FTE
GEOLOGICAL SURVEY OPERATIONS								
CORE								
DESIGNATED PRINCIPAL ASST DIV	77,961	1.00	124,444	2.00	120,896	2.00	120,896	2.00
STAFF DIRECTOR	77,698	0.99	78,475	1.00	78,475	1.00	78,475	1.00
MISCELLANEOUS TECHNICAL	9,965	0.32	25,250	0.50	32,760	1.05	32,760	1.05
MISCELLANEOUS PROFESSIONAL	2,715	0.09	21,538	0.58	4,680	0.15	4,680	0.15
SPECIAL ASST PROFESSIONAL	32,474	0.49	33,331	0.50	33,542	0.48	33,542	0.48
ADMIN SUPPORT ASSISTANT	60,070	2.22	112,594	4.00	113,989	4.00	113,989	4.00
LEAD ADMIN SUPPORT ASSISTANT	145,088	4.76	153,708	5.00	153,708	5.00	153,708	5.00
ADMIN SUPPORT PROFESSIONAL	102,684	2.88	129,974	3.50	132,942	3.50	132,942	3.50
ADMINISTRATIVE MANAGER	66,579	0.95	70,169	1.00	70,168	1.00	70,168	1.00
SENIOR PROGRAM SPECIALIST	66,502	0.95	70,087	1.00	70,087	1.00	70,087	1.00
MULTIMEDIA SPECIALIST	35,530	0.92	39,148	1.00	39,148	1.00	39,148	1.00
PUBLIC RELATIONS COORDINATOR	44,511	0.97	46,633	1.00	46,633	1.00	46,633	1.00
ASSOCIATE ENGINEER	73,960	1.44	103,098	2.00	154,603	3.00	154,603	3.00
PROFESSIONAL ENGINEER	58,850	0.96	194,130	3.00	183,617	3.00	183,617	3.00
SENIOR PROFESSIONAL ENGINEER	194,263	2.88	271,910	4.00	271,910	4.00	271,910	4.00
ENGINEER MANAGER	70,556	0.96	74,360	1.00	74,360	1.00	74,360	1.00
ENGNG SURVEYING & FIELD AIDE	33,538	0.96	35,346	1.00	35,345	1.00	35,345	1.00
ENGNG SURVEYING & FIELD TECH	214,355	5.79	262,633	7.00	222,824	6.00	222,824	6.00
ENVIRONMENTAL PROGRAM ANALYST	751,958	16.76	886,257	22.38	1,015,998	24.43	1,015,998	24.43
ENVIRONMENTAL PROGRAM SPEC	1,106,704	20.23	1,675,037	31.96	1,647,552	31.81	1,647,552	31.81
ENVIRONMENTAL PROGRAM SPV	811,959	12.94	1,018,678	16.00	954,257	15.00	954,257	15.00
ENVIRONMENTAL PROGRAM MANAGER	74,461	0.96	78,475	1.00	78,474	1.00	78,474	1.00
SENIOR ACCOUNTS ASSISTANT	18,744	0.55	34,467	1.00	0	(0.00)	0	0.00
SENIOR ACCOUNTANT	55,290	0.95	58,329	1.00	58,327	1.00	58,327	1.00
MAINTENANCE/GROUNDS WORKER	24,013	0.97	25,309	1.00	29,088	1.00	29,088	1.00
MAINTENANCE/GROUNDS TECHNICIAN	32,704	0.96	34,468	1.00	34,466	1.00	34,466	1.00
TOTAL - PS	4,615,196	89.36	5,854,154	116.42	5,854,154	116.42	5,854,154	116.42
TRAVEL, IN-STATE	57,604	0.00	237,499	0.00	237,699	0.00	237,699	0.00
TRAVEL, OUT-OF-STATE	0	0.00	76,388	0.00	76,388	0.00	76,388	0.00
FUEL & UTILITIES	31,221	0.00	42,569	0.00	42,569	0.00	42,569	0.00
SUPPLIES	169,456	0.00	280,509	0.00	250,509	0.00	250,509	0.00
PROFESSIONAL DEVELOPMENT	72,409	0.00	127,058	0.00	127,058	0.00	127,058	0.00

DEPARTMENT OF NATURAL RESOURCES

DECISION ITEM DETAIL

Budget Unit	FY 2021	FY 2021	FY 2022	FY 2022	FY 2023	FY 2023	FY 2023	FY 2023
Decision Item	ACTUAL	ACTUAL	BUDGET	BUDGET	DEPT REQ	DEPT REQ	GOV REC	GOV REC
Budget Object Class	DOLLAR	FTE	DOLLAR	FTE	DOLLAR	FTE	DOLLAR	FTE
GEOLOGICAL SURVEY OPERATIONS								
CORE								
COMMUNICATION SERV & SUPP	50,542	0.00	54,160	0.00	54,160	0.00	54,160	0.00
PROFESSIONAL SERVICES	759,387	0.00	723,361	0.00	723,361	0.00	723,361	0.00
HOUSEKEEPING & JANITORIAL SERV	8,220	0.00	7,606	0.00	7,606	0.00	7,606	0.00
M&R SERVICES	21,195	0.00	71,820	0.00	71,820	0.00	71,820	0.00
COMPUTER EQUIPMENT	0	0.00	1,616	0.00	499	0.00	499	0.00
MOTORIZED EQUIPMENT	0	0.00	6,004	0.00	6,004	0.00	6,004	0.00
OFFICE EQUIPMENT	2,371	0.00	28,416	0.00	31,416	0.00	31,416	0.00
OTHER EQUIPMENT	67,444	0.00	175,321	0.00	152,121	0.00	152,121	0.00
PROPERTY & IMPROVEMENTS	10,600	0.00	5,454	0.00	5,454	0.00	5,454	0.00
BUILDING LEASE PAYMENTS	1,325	0.00	1,840	0.00	1,840	0.00	1,840	0.00
EQUIPMENT RENTALS & LEASES	1,464	0.00	5,050	0.00	5,050	0.00	5,050	0.00
MISCELLANEOUS EXPENSES	2,999	0.00	10,922	0.00	10,922	0.00	10,922	0.00
TOTAL - EE	1,256,237	0.00	1,855,593	0.00	1,804,476	0.00	1,804,476	0.00
GRAND TOTAL	\$5,871,433	89.36	\$7,709,747	116.42	\$7,658,630	116.42	\$7,658,630	116.42
GENERAL REVENUE	\$3,070,244	38.32	\$3,526,674	43.28	\$3,525,557	43.28	\$3,525,557	43.28
FEDERAL FUNDS	\$1,417,308	24.03	\$1,957,969	33.37	\$1,817,969	33.37	\$1,817,969	33.37
OTHER FUNDS	\$1,383,881	27.01	\$2,225,104	39.77	\$2,315,104	39.77	\$2,315,104	39.77

DEPARTMENT OF NATURAL RESOURCES

DECISION ITEM DETAIL

Budget Unit	FY 2021	FY 2021	FY 2022	FY 2022	FY 2023	FY 2023	FY 2023	FY 2023
Decision Item	ACTUAL	ACTUAL	BUDGET	BUDGET	DEPT REQ	DEPT REQ	GOV REC	GOV REC
Budget Object Class	DOLLAR	FTE	DOLLAR	FTE	DOLLAR	FTE	DOLLAR	FTE
MIND LAND RECLAMATION TRANSFER								
CORE								
TRANSFERS OUT	194,000	0.00	200,000	0.00	200,000	0.00	200,000	0.00
TOTAL - TRF	194,000	0.00	200,000	0.00	200,000	0.00	200,000	0.00
GRAND TOTAL	\$194,000	0.00	\$200,000	0.00	\$200,000	0.00	\$200,000	0.00
GENERAL REVENUE	\$194,000	0.00	\$200,000	0.00	\$200,000	0.00	\$200,000	0.00
FEDERAL FUNDS	\$0	0.00	\$0	0.00	\$0	0.00	\$0	0.00
OTHER FUNDS	\$0	0.00	\$0	0.00	\$0	0.00	\$0	0.00

CORE DECISION ITEM

Department of Natural Resources	Budget Unit <u>78525C, 78526C, 79465C</u>
Missouri Geological Survey	
Missouri Geological Survey PSDs Core	HB Section <u>6.310, 6.315, 6.320</u>

1. CORE FINANCIAL SUMMARY

	FY 2023 Budget Request			
	GR	Federal	Other	Total
PS	0	0	0	0
EE	924,920	3,732,499	4,249,999	8,907,418
PSD	0	1,001	13,937,311	13,938,312
TRF	16,937,310	0	0	16,937,310
Total	17,862,230	3,733,500	18,187,310	39,783,040
FTE	0.00	0.00	0.00	0.00

	FY 2023 Governor's Recommendation			
	GR	Fed	Other	Total
PS	0	0	0	0
EE	924,920	3,732,499	4,249,999	8,907,418
PSD	0	1,001	13,937,311	13,938,312
TRF	16,937,310	0	0	16,937,310
Total	17,862,230	3,733,500	18,187,310	39,783,040
FTE	0.00	0.00	0.00	0.00

Est. Fringe	0	0	0	0
--------------------	---	---	---	---

Note: Fringes budgeted in House Bill 5 except for certain fringes budgeted directly to MoDOT, Highway Patrol, and Conservation.

Est. Fringe	0	0	0	0
--------------------	---	---	---	---

Note: Fringes budgeted in House Bill 5 except for certain fringes budgeted directly to MoDOT, Highway Patrol, and Conservation.

Other Funds: Oil and Gas Remedial Fund (0699); Multipurpose Water Resource Program Fund (0815); Mined Land Reclamation Fund (0906)

CORE DECISION ITEM

Department of Natural Resources	Budget Unit <u>78525C, 78526C, 79465C</u>
Missouri Geological Survey	
Missouri Geological Survey PSDs Core	HB Section <u>6.310, 6.315, 6.320</u>

2. CORE DESCRIPTION

The Missouri Geological Survey (MGS) includes the Geological Survey Program, Land Reclamation Program, Dam and Reservoir Safety Program, and Water Resources Center which provide management and oversight of the following pass-through programs:

Multipurpose Water Resource Program PSD: The Multipurpose Water Resource Program fund is intended to support development of public water supply, flood control storage, and treatment and transmission facilities. The Multipurpose Water Resource Act authorizes the Department to administer moneys appropriated to the fund through provision of grants or other financial assistance and allows for the state to participate with a sponsor in the development, construction, or renovation of a water resource project providing a long-term solution to water supply needs.

State Water Plan: This appropriation is used for professional services to implement the State Water Plan and advance the Department's efforts and responsibilities to ensure that the availability of water resources supports Missouri's current and future beneficial uses and is not a limiting factor in economic growth. The primary areas of this effort include water supply availability, drought response, watershed feasibility studies, and addressing interstate water needs.

Oil and Gas Remedial Fund: This appropriation is used to plug abandoned oil and gas wells that have the potential to impact surface and groundwater resources and may pose a threat to human health. The fund is also used to handle emergency situations, such as a leaking gas well.

Land Reclamation PSD: The Abandoned Mine Land (AML) unit oversees the reclamation of abandoned mine sites in Missouri including sites abandoned prior to the Surface Mining Control and Reclamation Act of 1977. For coal sites abandoned prior to 1977, the program uses federal funds to directly contract for the reclamation activities at these sites.

The Mined Land Reclamation Fund PSDs provide appropriation authority for reclamation of sites where bonds have been forfeited on permit-revoked mine sites. Reclamation involves work to restore mined lands to productive uses such as agricultural, wildlife habitat, water impoundment, or development. The program may collect reclamation bonds and directly contract for the reclamation activities, or the program may allow the surety bond holder to perform the reclamation in place of the original permit holder.

3. PROGRAM LISTING (list programs included in this core funding)

Missouri Geological Survey

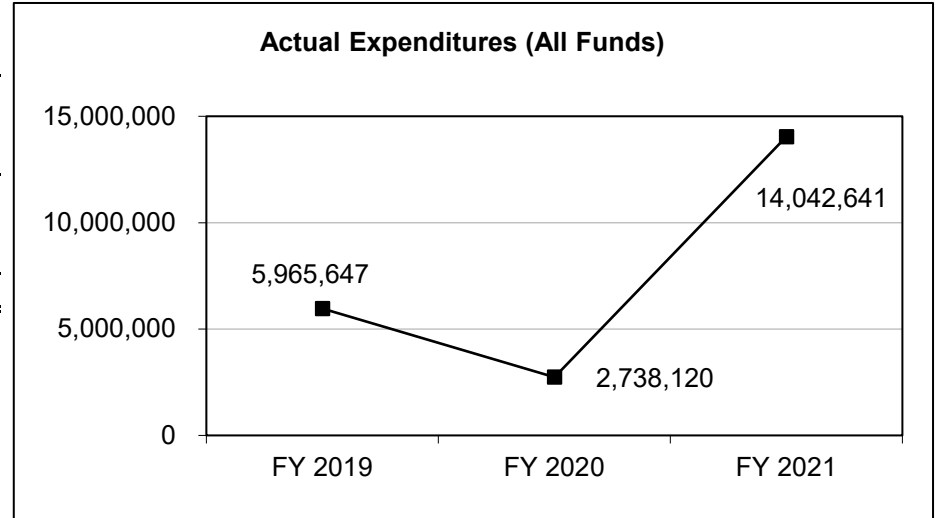
CORE DECISION ITEM

Department of Natural Resources
Missouri Geological Survey
Missouri Geological Survey PSDs Core

Budget Unit 78525C, 78526C, 79465C
HB Section 6.310, 6.315, 6.320

4. FINANCIAL HISTORY

	FY 2019	FY 2020	FY 2021	FY 2022
	Actual	Actual	Actual	Current Yr.
Appropriation (All Funds)	11,522,500	32,133,500	54,438,504	39,783,040
Less Reverted (All Funds)	(5,400)	(424,500)	(390,868)	(535,867)
Less Restricted (All Funds)*	0	(12,711,012)	0	0
Budget Authority (All Funds)	11,517,100	18,997,988	54,047,636	39,247,173
Actual Expenditures (All Funds)	5,965,647	2,738,120	14,042,641	N/A
Unexpended (All Funds)	5,551,453	16,259,868	40,004,995	N/A
Unexpended, by Fund:				
General Revenue	0	10,975	146	N/A
Federal	1,821,018	2,453,570	14,555,396	N/A
Other	3,730,435	13,795,323	25,449,453	N/A
	(1)	(1)	(1)	(2)



Reverted includes the statutory three-percent reserve amount (when applicable).

Restricted includes any Governor's Expenditure Restrictions which remained at the end of the fiscal year (when applicable).

NOTES:

(1) The majority of lapses are attributed to the Land Reclamation PSD (Federal) and Multipurpose Water Resource Program (Other). Appropriations are set to allow the Department to encumber all contracts in place at any one time even though expenditures could occur over multiple years. In addition, the division continuously looks for federal funding opportunities or partnerships to maximize these appropriations to fulfill our mission.

(2) FY 2022 PSD appropriations are aligned to deliver results to citizens and are: Multipurpose Water Resource Program \$17,687,310 (and related \$16.9 million transfer); State Water Plan \$924,920; Oil and Gas Remedial Fund \$150,000; Land Reclamation Bond Forfeitures \$350,000; AML Reclamation \$3,732,500; and Small Operator Assistance \$1,000.

CORE DECISION ITEM

Department of Natural Resources	Budget Unit 78525C, 78526C, 79465C
Missouri Geological Survey	
Missouri Geological Survey PSDs Core	HB Section 6.310, 6.315, 6.320

4. FINANCIAL HISTORY (continued)

The following table shows financial data for the budget units included in this form.

	FY 2019	FY 2020	FY 2021	FY 2022	FY 2023
	Actual	Actual	Actual	Current	Gov Rec
Multipurpose Water Resource Program PSD (78525C)	869,565	454,677	65,589	17,687,310	17,687,310
Multipurpose Water Resource Program TRF (78525C)	3,000,000	448,988	11,740,910	16,937,310	16,937,310
Stockton Lake Study (one-time authority) (78525C)	174,600	0	0	0	0
Critical Mineral Resource Study (one-time authority) (78525C)	0	145,500	0	0	0
State Water Plan E&E (78525C)	0	409,025	897,026	924,920	924,920
Oil and Gas Remedial Fund PSD (78526C)	0	0	0	150,000	150,000
Land Reclamation PSD (79465C)	1,921,482	1,279,930	1,339,116	4,083,500	4,083,500
Total	5,965,647	2,738,120	14,042,641	39,783,040	39,783,040

CORE RECONCILIATION DETAIL

**DEPARTMENT OF NATURAL RESOURCES
RESOURCE DEV & SUSTAINABILITY**

5. CORE RECONCILIATION DETAIL

	Budget Class	FTE	GR	Federal	Other	Total	Explanation
TAFP AFTER VETOES							
	EE	0.00	924,920	0	3,750,000	4,674,920	
	PD	0.00	0	0	13,937,310	13,937,310	
	TRF	0.00	16,937,310	0	0	16,937,310	
	Total	0.00	17,862,230	0	17,687,310	35,549,540	
DEPARTMENT CORE REQUEST							
	EE	0.00	924,920	0	3,750,000	4,674,920	
	PD	0.00	0	0	13,937,310	13,937,310	
	TRF	0.00	16,937,310	0	0	16,937,310	
	Total	0.00	17,862,230	0	17,687,310	35,549,540	
GOVERNOR'S RECOMMENDED CORE							
	EE	0.00	924,920	0	3,750,000	4,674,920	
	PD	0.00	0	0	13,937,310	13,937,310	
	TRF	0.00	16,937,310	0	0	16,937,310	
	Total	0.00	17,862,230	0	17,687,310	35,549,540	

CORE RECONCILIATION DETAIL

**DEPARTMENT OF NATURAL RESOURCES
MINED LAND RECLAM & STUDIES**

5. CORE RECONCILIATION DETAIL

	Budget Class	FTE	GR	Federal	Other	Total	Explanation
TAFP AFTER VETOES							
	EE	0.00	0	3,732,499	349,999	4,082,498	
	PD	0.00	0	1,001	1	1,002	
	Total	0.00	0	3,733,500	350,000	4,083,500	
DEPARTMENT CORE REQUEST							
	EE	0.00	0	3,732,499	349,999	4,082,498	
	PD	0.00	0	1,001	1	1,002	
	Total	0.00	0	3,733,500	350,000	4,083,500	
GOVERNOR'S RECOMMENDED CORE							
	EE	0.00	0	3,732,499	349,999	4,082,498	
	PD	0.00	0	1,001	1	1,002	
	Total	0.00	0	3,733,500	350,000	4,083,500	

CORE RECONCILIATION DETAIL

**DEPARTMENT OF NATURAL RESOURCES
OIL AND GAS REMEDIAL FUND**

5. CORE RECONCILIATION DETAIL

	Budget Class	FTE	GR	Federal	Other	Total	Explanation
TAFP AFTER VETOES							
	EE	0.00	0	0	150,000	150,000	
	Total	0.00	0	0	150,000	150,000	
DEPARTMENT CORE REQUEST							
	EE	0.00	0	0	150,000	150,000	
	Total	0.00	0	0	150,000	150,000	
GOVERNOR'S RECOMMENDED CORE							
	EE	0.00	0	0	150,000	150,000	
	Total	0.00	0	0	150,000	150,000	

DEPARTMENT OF NATURAL RESOURCES

DECISION ITEM SUMMARY

Budget Unit								
Decision Item	FY 2021	FY 2021	FY 2022	FY 2022	FY 2023	FY 2023	FY 2023	FY 2023
Budget Object Summary	ACTUAL	ACTUAL	BUDGET	BUDGET	DEPT REQ	DEPT REQ	GOV REC	GOV REC
Fund	DOLLAR	FTE	DOLLAR	FTE	DOLLAR	FTE	DOLLAR	FTE
RESOURCE DEV & SUSTAINABILITY								
CORE								
EXPENSE & EQUIPMENT								
GENERAL REVENUE	897,026	0.00	924,920	0.00	924,920	0.00	924,920	0.00
MP WRP RENEWABLE WATER PROGRAM	65,589	0.00	3,750,000	0.00	3,750,000	0.00	3,750,000	0.00
TOTAL - EE	962,615	0.00	4,674,920	0.00	4,674,920	0.00	4,674,920	0.00
PROGRAM-SPECIFIC								
MP WRP RENEWABLE WATER PROGRAM	0	0.00	13,937,310	0.00	13,937,310	0.00	13,937,310	0.00
TOTAL - PD	0	0.00	13,937,310	0.00	13,937,310	0.00	13,937,310	0.00
FUND TRANSFERS								
GENERAL REVENUE	11,740,910	0.00	16,937,310	0.00	16,937,310	0.00	16,937,310	0.00
TOTAL - TRF	11,740,910	0.00	16,937,310	0.00	16,937,310	0.00	16,937,310	0.00
TOTAL	12,703,525	0.00	35,549,540	0.00	35,549,540	0.00	35,549,540	0.00
GRAND TOTAL	\$12,703,525	0.00	\$35,549,540	0.00	\$35,549,540	0.00	\$35,549,540	0.00

DEPARTMENT OF NATURAL RESOURCES

DECISION ITEM SUMMARY

Budget Unit								
Decision Item	FY 2021	FY 2021	FY 2022	FY 2022	FY 2023	FY 2023	FY 2023	FY 2023
Budget Object Summary	ACTUAL	ACTUAL	BUDGET	BUDGET	DEPT REQ	DEPT REQ	GOV REC	GOV REC
Fund	DOLLAR	FTE	DOLLAR	FTE	DOLLAR	FTE	DOLLAR	FTE
MINED LAND RECLAM & STUDIES								
CORE								
EXPENSE & EQUIPMENT								
DEPT NATURAL RESOURCES	1,339,116	0.00	3,732,499	0.00	3,732,499	0.00	3,732,499	0.00
MINED LAND RECLAMATION	0	0.00	349,999	0.00	349,999	0.00	349,999	0.00
TOTAL - EE	1,339,116	0.00	4,082,498	0.00	4,082,498	0.00	4,082,498	0.00
PROGRAM-SPECIFIC								
DEPT NATURAL RESOURCES	0	0.00	1,001	0.00	1,001	0.00	1,001	0.00
MINED LAND RECLAMATION	0	0.00	1	0.00	1	0.00	1	0.00
TOTAL - PD	0	0.00	1,002	0.00	1,002	0.00	1,002	0.00
TOTAL	1,339,116	0.00	4,083,500	0.00	4,083,500	0.00	4,083,500	0.00
GRAND TOTAL	\$1,339,116	0.00	\$4,083,500	0.00	\$4,083,500	0.00	\$4,083,500	0.00

DEPARTMENT OF NATURAL RESOURCES

DECISION ITEM SUMMARY

Budget Unit								
Decision Item	FY 2021	FY 2021	FY 2022	FY 2022	FY 2023	FY 2023	FY 2023	FY 2023
Budget Object Summary	ACTUAL	ACTUAL	BUDGET	BUDGET	DEPT REQ	DEPT REQ	GOV REC	GOV REC
Fund	DOLLAR	FTE	DOLLAR	FTE	DOLLAR	FTE	DOLLAR	FTE
OIL AND GAS REMEDIAL FUND								
CORE								
EXPENSE & EQUIPMENT								
OIL AND GAS REMEDIAL	0	0.00	150,000	0.00	150,000	0.00	150,000	0.00
TOTAL - EE	0	0.00	150,000	0.00	150,000	0.00	150,000	0.00
TOTAL	0	0.00	150,000	0.00	150,000	0.00	150,000	0.00
GRAND TOTAL	\$0	0.00	\$150,000	0.00	\$150,000	0.00	\$150,000	0.00

DEPARTMENT OF NATURAL RESOURCES

DECISION ITEM DETAIL

Budget Unit	FY 2021	FY 2021	FY 2022	FY 2022	FY 2023	FY 2023	FY 2023	FY 2023
Decision Item	ACTUAL	ACTUAL	BUDGET	BUDGET	DEPT REQ	DEPT REQ	GOV REC	GOV REC
Budget Object Class	DOLLAR	FTE	DOLLAR	FTE	DOLLAR	FTE	DOLLAR	FTE
RESOURCE DEV & SUSTAINABILITY								
CORE								
SUPPLIES	19,125	0.00	0	0.00	20,000	0.00	20,000	0.00
PROFESSIONAL SERVICES	943,490	0.00	4,674,920	0.00	4,654,920	0.00	4,654,920	0.00
TOTAL - EE	962,615	0.00	4,674,920	0.00	4,674,920	0.00	4,674,920	0.00
PROGRAM DISTRIBUTIONS	0	0.00	13,937,310	0.00	13,937,310	0.00	13,937,310	0.00
TOTAL - PD	0	0.00	13,937,310	0.00	13,937,310	0.00	13,937,310	0.00
TRANSFERS OUT	11,740,910	0.00	16,937,310	0.00	16,937,310	0.00	16,937,310	0.00
TOTAL - TRF	11,740,910	0.00	16,937,310	0.00	16,937,310	0.00	16,937,310	0.00
GRAND TOTAL	\$12,703,525	0.00	\$35,549,540	0.00	\$35,549,540	0.00	\$35,549,540	0.00
GENERAL REVENUE	\$12,637,936	0.00	\$17,862,230	0.00	\$17,862,230	0.00	\$17,862,230	0.00
FEDERAL FUNDS	\$0	0.00	\$0	0.00	\$0	0.00	\$0	0.00
OTHER FUNDS	\$65,589	0.00	\$17,687,310	0.00	\$17,687,310	0.00	\$17,687,310	0.00

DEPARTMENT OF NATURAL RESOURCES

DECISION ITEM DETAIL

Budget Unit	FY 2021	FY 2021	FY 2022	FY 2022	FY 2023	FY 2023	FY 2023	FY 2023
Decision Item	ACTUAL	ACTUAL	BUDGET	BUDGET	DEPT REQ	DEPT REQ	GOV REC	GOV REC
Budget Object Class	DOLLAR	FTE	DOLLAR	FTE	DOLLAR	FTE	DOLLAR	FTE
MINED LAND RECLAM & STUDIES								
CORE								
SUPPLIES	2,275	0.00	64,502	0.00	64,502	0.00	64,502	0.00
PROFESSIONAL SERVICES	1,336,841	0.00	4,017,989	0.00	4,017,989	0.00	4,017,989	0.00
M&R SERVICES	0	0.00	2	0.00	2	0.00	2	0.00
OTHER EQUIPMENT	0	0.00	2	0.00	2	0.00	2	0.00
PROPERTY & IMPROVEMENTS	0	0.00	1	0.00	1	0.00	1	0.00
MISCELLANEOUS EXPENSES	0	0.00	2	0.00	2	0.00	2	0.00
TOTAL - EE	1,339,116	0.00	4,082,498	0.00	4,082,498	0.00	4,082,498	0.00
PROGRAM DISTRIBUTIONS	0	0.00	1,002	0.00	1,002	0.00	1,002	0.00
TOTAL - PD	0	0.00	1,002	0.00	1,002	0.00	1,002	0.00
GRAND TOTAL	\$1,339,116	0.00	\$4,083,500	0.00	\$4,083,500	0.00	\$4,083,500	0.00
GENERAL REVENUE	\$0	0.00	\$0	0.00	\$0	0.00	\$0	0.00
FEDERAL FUNDS	\$1,339,116	0.00	\$3,733,500	0.00	\$3,733,500	0.00	\$3,733,500	0.00
OTHER FUNDS	\$0	0.00	\$350,000	0.00	\$350,000	0.00	\$350,000	0.00

DEPARTMENT OF NATURAL RESOURCES

DECISION ITEM DETAIL

Budget Unit	FY 2021	FY 2021	FY 2022	FY 2022	FY 2023	FY 2023	FY 2023	FY 2023
Decision Item	ACTUAL	ACTUAL	BUDGET	BUDGET	DEPT REQ	DEPT REQ	GOV REC	GOV REC
Budget Object Class	DOLLAR	FTE	DOLLAR	FTE	DOLLAR	FTE	DOLLAR	FTE
OIL AND GAS REMEDIAL FUND								
CORE								
PROFESSIONAL SERVICES	0	0.00	150,000	0.00	150,000	0.00	150,000	0.00
TOTAL - EE	0	0.00	150,000	0.00	150,000	0.00	150,000	0.00
GRAND TOTAL	\$0	0.00	\$150,000	0.00	\$150,000	0.00	\$150,000	0.00
GENERAL REVENUE	\$0	0.00	\$0	0.00	\$0	0.00	\$0	0.00
FEDERAL FUNDS	\$0	0.00	\$0	0.00	\$0	0.00	\$0	0.00
OTHER FUNDS	\$0	0.00	\$150,000	0.00	\$150,000	0.00	\$150,000	0.00

PROGRAM DESCRIPTION

Department of Natural Resources	HB Section(s): 6.300, 6.305, 6.310, 6.315, 6.320
Missouri Geological Survey	
Program is found in the following core budget(s): Missouri Geological Survey	
1a. What strategic priority does this program address?	
<p>The Missouri Geological Survey Division helps Missouri citizens thrive by managing natural resources to promote a healthy environment and economy by:</p> <ul style="list-style-type: none">• Promoting environmental responsibility and resource stewardship.• Enhancing services, information, and communication to improve customer experience.• Modernizing infrastructure, strengthening workforce, and supporting economic development.• Improving internal processes to better serve our customers.	
1b. What does this program do?	
<p>The Missouri Geological Survey (MGS) includes the Geological Survey Program, Land Reclamation Program, Dam and Reservoir Safety Program, and Water Resources Center. MGS assists citizens, industry, and government in increasing the knowledge of Missouri's natural resources to achieve economic growth and provide for a healthy environment. MGS leadership provides management, fiscal direction, priority development, and support services. The division coordinates and integrates scientific information and services for efficient state and national distribution of technical information.</p> <p>Geological Survey Program (GSP): Applies Geoscience for Critical Resource Needs</p> <ul style="list-style-type: none">• Performs detailed geoscience investigations for exploration, identification, development, and understanding Missouri's energy, mineral, and water resources and potential hazards to human health and safety, such as sinkholes and earthquakes. The value of a geologic map is estimated to be 25 to 39 times the cost to produce the map, and developers and engineers save about \$50,000 per project when modern geologic maps are available. As of FY 2021, the program has produced 324 geologic maps with an estimated economic value of \$470 million.• Serves the public, industry, academia, and other entities by providing geologic and groundwater information necessary to address environmental concerns and make economic decisions such as siting of landfills and characterizing valuable mineral resources.• Collects, interprets, and maintains geologic data on Missouri's energy, mineral, and water resources and provides services for professional, technical, and educational use.• Provides technical and field assistance to determine potential or existing environmental hazards posed by waste disposal practices and spills of hazardous materials.• Protects Missouri's valuable fresh groundwater resources by establishing standards for the construction and proper plugging of wells and licensing qualified well installation contractors.• Serves as the official Missouri Mine Map Repository and maintains the McCracken Core Library and Research Center, housing nearly 8 million feet of geologic rock core and cuttings.	

PROGRAM DESCRIPTION

Department of Natural Resources

HB Section(s): 6.300, 6.305, 6.310, 6.315, 6.320

Missouri Geological Survey

Program is found in the following core budget(s): Missouri Geological Survey

1b. What does this program do? (continued)

Dam and Reservoir Safety Program (DRSP): Ensures Public Safety Against Dam Failure

- Provides public safety for downstream populations and property associated with 713 regulated dams by administering the provisions of the Missouri Dam and Reservoir Safety Law. Dam failures can cause loss of life and serious damage to buildings, critical infrastructure, industries, and local economies.
- Regulates nonfederal, nonagricultural dams 35 feet and higher through inspections, and issuance of registration, safety, and construction permits.
- Ensures critical dam infrastructure continues to be operated and maintained in accordance with state law.
- Performs emergency response to dams in distress and provides engineering evaluation of conditions during natural disasters to protect life and property.
- Provides technical assistance to regulated and non-regulated dams.

Water Resources Center: Defends, Monitors, and Develops Water Resources

- Defends Missouri's interests and claims to water in the Missouri and Mississippi Rivers.
- Develops, maintains, and periodically updates the Missouri Water Resources Plan to assess current water use in the state, future needs, and water availability.
- Monitors surface and groundwater levels by operating and maintaining a network of groundwater observation wells and participating in the stream gage network administered by USGS.
- Collects annual water use data from individuals or businesses that have the capacity to withdraw more than 100,000 gallons of water per day, in accordance with the Major Water Users Law.
- Provides technical expertise for the development or expansion of water distribution systems, water storage capabilities, and water supply sources to help regional water supply projects minimize the impacts of stress on their water systems.
- Performs groundwater studies to evaluate the quantity and quality of Missouri's springs and determine safe groundwater yields from the state's aquifers.
- Provides planning and resources for local partners on flood resiliency projects throughout the state.

Land Reclamation Program: Ensures Mining Compliance and Reclamation

- Permits and inspects industrial mineral mining sites to ensure compliance with The Land Reclamation Act.
- Implements the Metallic Minerals Waste Management Act which covers the metallic mineral waste disposal areas to ensure these areas are properly reclaimed.
- Utilizes funding provided by Department of Interior Office of Surface Mining to enable the Abandoned Mine Land unit to oversee reclamation of coal mine sites abandoned prior to 1977. Reclamation includes closing dangerous mine shafts, eliminating dangerous high walls, improving severely impacted land, and stabilizing subsiding ground beneath homes and roads.
- Permits and inspects active coal sites and oversees reclamation of coal mine land.
- Serves as the regulatory authority for coal mine permitting, inspection, enforcement, and maintains certification for blasters at coal mines in compliance with the federal Surface Mining Control and Reclamation Act (SMCRA).

PROGRAM DESCRIPTION

Department of Natural Resources	HB Section(s): 6.300, 6.305, 6.310, 6.315, 6.320
Missouri Geological Survey	
Program is found in the following core budget(s): Missouri Geological Survey	

1b. What does this program do? (continued)

Multipurpose Water Resource Program PSD: The Multipurpose Water Resource Program fund is intended to support development of public water supply, flood control storage, and treatment and transmission facilities. The Multipurpose Water Resource Act (Sections 256.435 - 256.445, RSMo) authorizes the Department to administer moneys appropriated to the fund through provision of grants or other financial assistance and allows for the state to participate with a sponsor in the development, construction, or renovation of a water resource project providing a long-term solution to water supply needs.

State Water Plan: This appropriation is used for professional services to implement the State Water Plan and advance the Department's efforts and responsibilities to ensure that the availability of water resources supports Missouri's current and future beneficial uses and is not a limiting factor in economic growth. The primary areas of this effort include water supply availability, drought response and watershed feasibility studies, and addressing interstate water needs.

Oil and Gas Remedial Fund: This appropriation is used to plug abandoned oil and gas wells that have the potential to impact surface and groundwater resources and may pose a threat to human health. The fund is also used to handle emergency situations such as a leaking natural gas well.

Land Reclamation PSD: Allows the program to contract with surety bond holders, engineering, excavating, and construction companies to reclaim abandoned and bond forfeiture sites. Over 105 eligible Abandoned Mine Land (AML) areas exist consisting of 10,876 acres with public health, safety, and environmental issues and an estimated reclamation cost of \$107.5 million.

The following table shows financial data for the budget units included in this form.	FY 2019	FY 2020	FY 2021	FY 2022	FY 2023
	Actual	Actual	Actual	Current	Gov Rec
Missouri Geological Survey Operations (78510C)	5,772,349	5,675,235	5,871,433	7,709,747	7,658,630
Land Reclamation TRF (78520C)	0	145,500	194,000	200,000	200,000
Multipurpose Water Resource Program PSD (78525C)	869,565	454,677	65,589	17,687,310	17,687,310
Multipurpose Water Resource Program TRF (78525C)	3,000,000	448,988	11,740,910	16,937,310	16,937,310
Stockton Lake Study (one-time authority) (78525C)	174,600	0	0	0	0
Critical Mineral Resource Study (one-time authority) (78525C)	0	145,500	0	0	0
State Water Plan E&E (78525C)	0	409,025	897,026	924,920	924,920
Oil and Gas Remedial Fund PSD (78526C)	0	0	0	150,000	150,000
Land Reclamation PSD (79465C)	1,921,482	1,279,930	1,339,116	4,083,500	4,083,500
Total	11,737,996	8,558,855	20,108,074	47,692,787	47,641,670

PROGRAM DESCRIPTION

Department of Natural Resources

HB Section(s): 6.300, 6.305, 6.310, 6.315, 6.320

Missouri Geological Survey

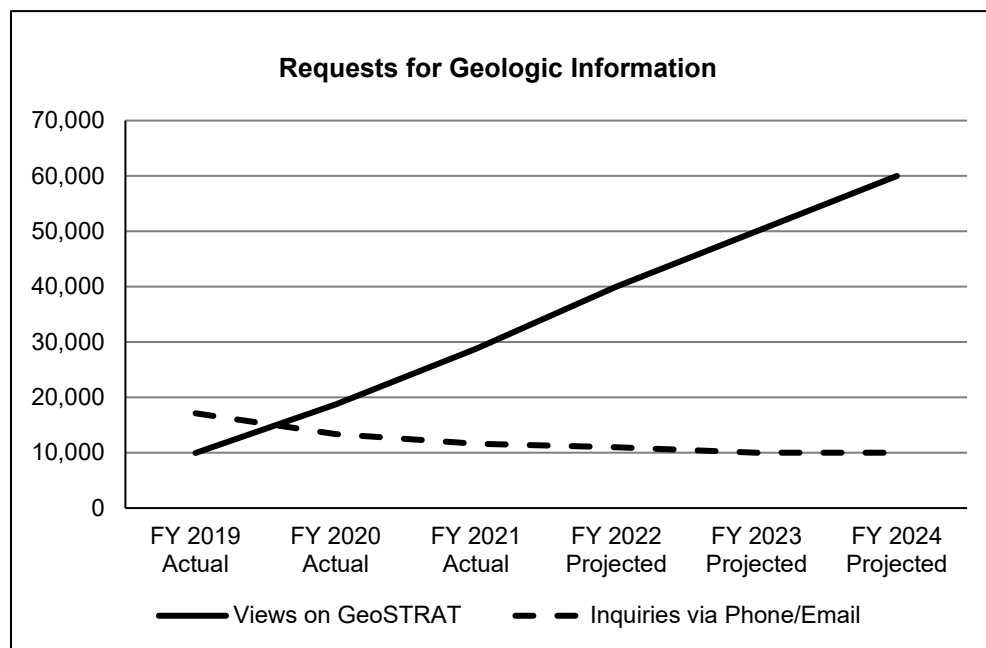
Program is found in the following core budget(s): Missouri Geological Survey

2a. Provide an activity measure(s) for the program.

Every year the Geological Survey Program responds to thousands of requests for geologic information from our customers including businesses, farmers, and citizens. A few examples include:

- Businesses such as well drillers, oil and gas operators, and mining and quarry operations.
- Farmers who own land with known or potential geologic resources and/or geologic hazards.
- Landowners and potential landowners needing geologic information such as private water wells, oil and gas leases, and potential for geologic resources and/or hazards.
- Citizens inquiring about the geologic resources of Missouri.

The Geological Survey Program is committed to making geologic information more accessible to the public. In FY 2018, the Department's online Geosciences Technical Resource Assessment Tool (GeoSTRAT) was upgraded to an ArcGIS Online platform. This web-based, interactive tool provides geologic and geotechnical data on a variety of platforms including mobile devices. Beginning in FY 2020, the number of views on GeoSTRAT exceeded the number of phone and email inquiries received for geologic information demonstrating our customers are accessing geologic information online for data assessments in disciplines such as hazards assessment, environmental consulting and engineering, local and regional planning, insurance assessment and others. We expect this trend to continue as we expand our efforts to provide geologic maps and information that have been produced and collected for over 165 years at the Missouri Geological Survey more accessible online. In FY 2020 we launched the Geologic Map Index, a new ArcGIS Online application that serves nearly 3,400 scanned geologic maps that can be viewed and downloaded.



PROGRAM DESCRIPTION

Department of Natural Resources

HB Section(s): 6.300, 6.305, 6.310, 6.315, 6.320

Missouri Geological Survey

Program is found in the following core budget(s): Missouri Geological Survey

2b. Provide a measure(s) of the program's quality.

Protecting the Missouri River:

The Department serves Missourians by protecting the quantity of water in the Missouri River for water supply purposes. Approximately 45% of community water systems rely on the Missouri River as a source of drinking water. Other benefits of the program's work include ensuring Missouri River flows are adequate to support recreation, agriculture (irrigation and livestock), flood control, fish and wildlife, water-borne commerce, and industrial usage.

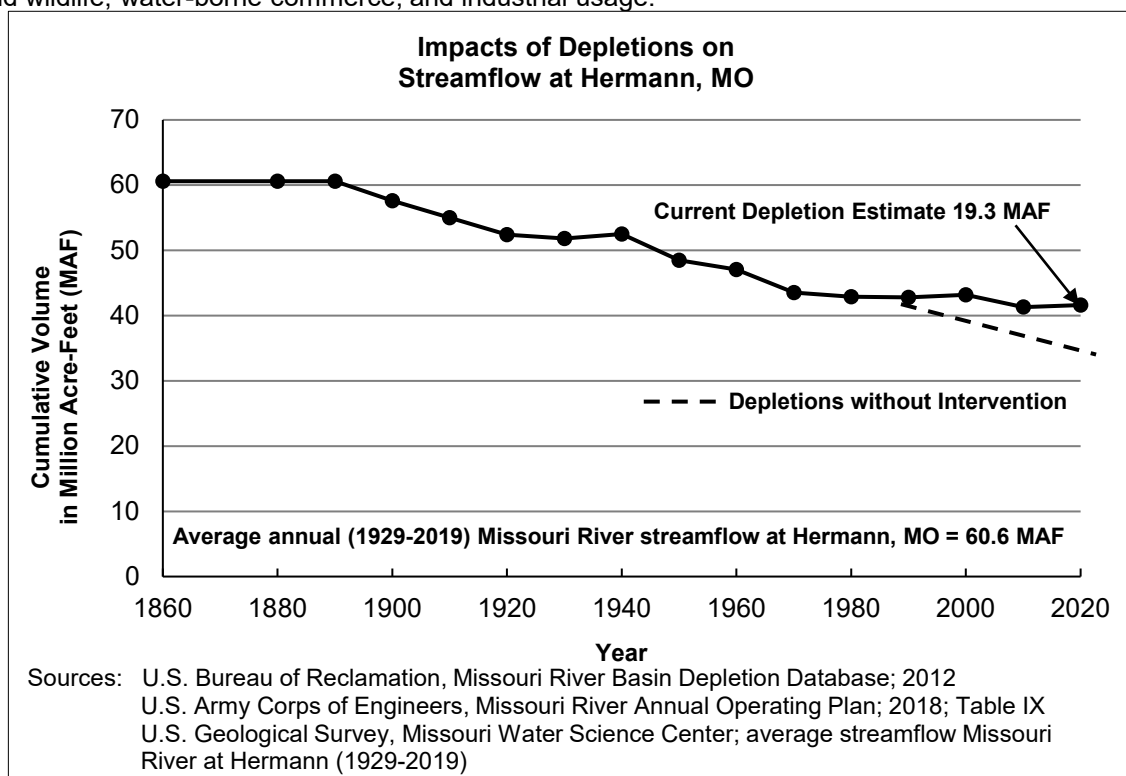
Missourians using Missouri River for drinking water:

FY 2018	FY 2019	FY 2020	FY 2021
2,418,820	2,465,508	2,512,106	2,440,038

Missouri River Water Rights

The Missouri River Master Manual is administered by the U.S. Corps of Engineers and is the primary document governing the operation of the Missouri River mainstem reservoirs. The Department engages with the Corps and other stakeholders to advocate for management outcomes that protect river uses Missourians need. During the Master Manual update and development of the Missouri River Ecosystem Restoration Plan, the Department prevented several proposed river operation changes that would have hampered Missourians' rights to navigate and use the Missouri River and likely would have increased flooding on Missouri property. The Department also successfully worked to establish a consensus-based Missouri River Recovery Implementation Committee (MRRIC) to ensure Missourians have a voice in Missouri River management. These efforts help ensure Missouri's interests in the river (such as drinking water, power generation, river commerce, recreation, and fish and wildlife) are protected and maintained.

The Department is instrumental in providing technical and legal assistance in challenging out-of-basin diversions of Missouri River water. The Department's work has prevented, delayed, or minimized the scope of several proposed diversions.



PROGRAM DESCRIPTION

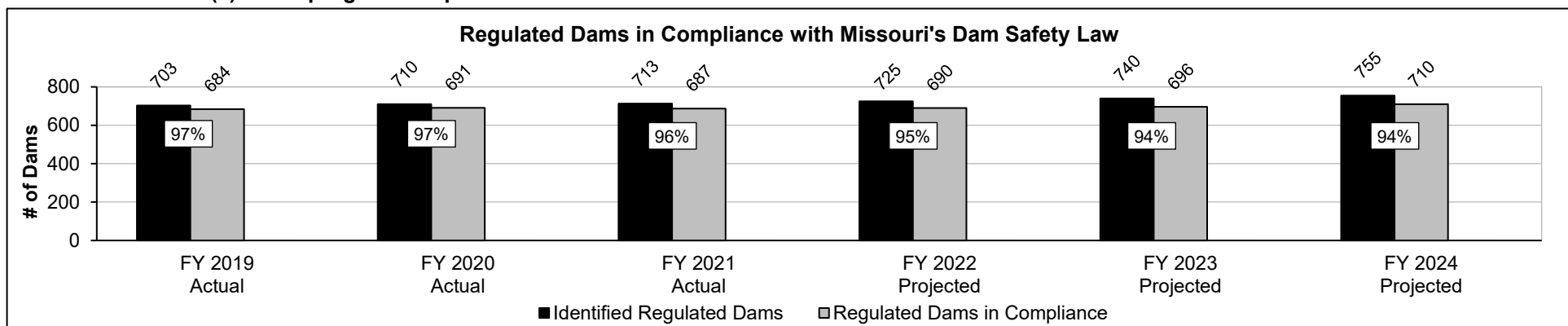
Department of Natural Resources

HB Section(s): 6.300, 6.305, 6.310, 6.315, 6.320

Missouri Geological Survey

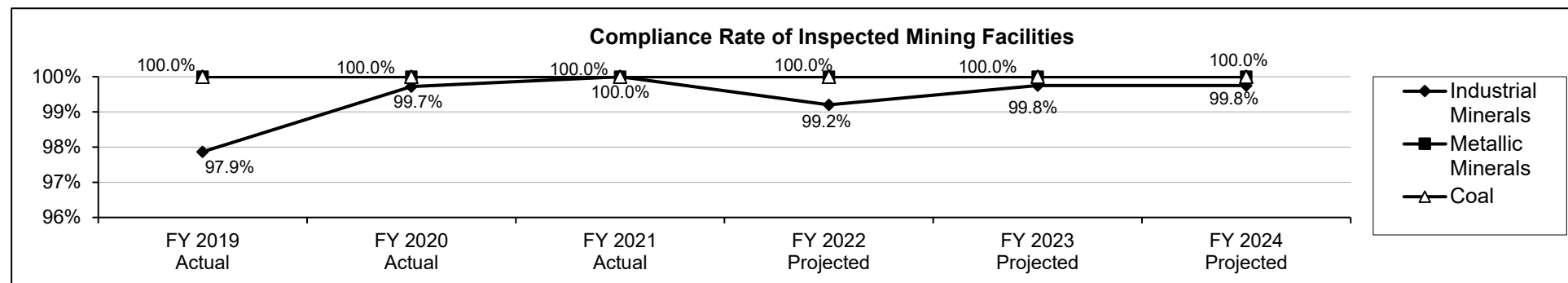
Program is found in the following core budget(s): Missouri Geological Survey

2c. Provide a measure(s) of the program's impact.



Base Goal: 99% of regulated dams in compliance; Stretch Goal: 100%

The increase in number of regulated dams projected from FY 2022 through FY 2024 is based on evaluations of dams built without a permit in Missouri. Construction and operating permits are required for dams 35 feet or higher in height. Missouri dams are aging with many built in the 1960s and '70s. The inspection and permitting process identifies deficiencies requiring repair or maintenance to be undertaken by dam owners to ensure the dam continues to operate as designed.



For 749 Industrial Mineral and 11 Metallic Mineral facilities, the Land Reclamation Program routinely provides compliance assistance to regulated facilities using conference, conciliation, and persuasion (CC&P) to correct issues. There are five coal facilities in Missouri. Goals for this measure are to maintain the compliance rate for all three categories at 100%.

PROGRAM DESCRIPTION

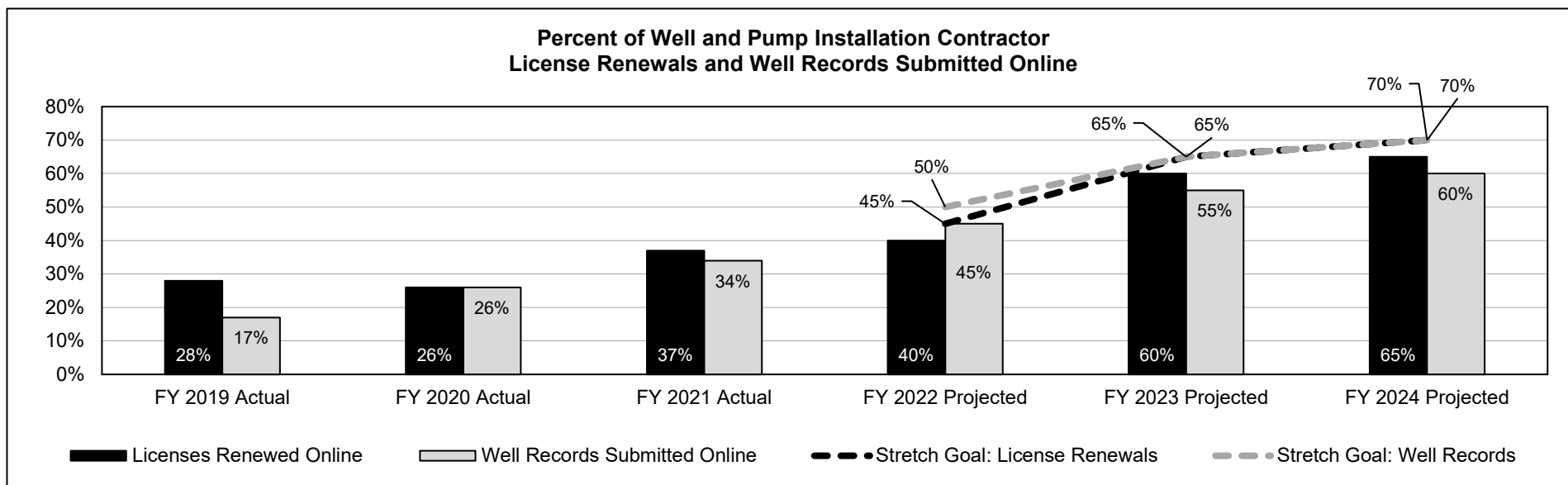
Department of Natural Resources

HB Section(s): 6.300, 6.305, 6.310, 6.315, 6.320

Missouri Geological Survey

Program is found in the following core budget(s): Missouri Geological Survey

2c. Provide a measure(s) of the program's impact. (continued)



Base Goal shown as Projected amount.

The Well Installation Section protects valuable groundwater resources by implementing the Water Well Drillers' Act (256.600-256.640, RSMo). Each year team members process and review approximately 10,000 forms with data on well construction and plugging. Well installation contractors have the ability to enter most records online through the Well Information Management System (WIMS) also known as MoWells. However, due to limited functionality of the current system, in FY 2021 only 34% of these records were submitted online. Well installation contractors also have the ability to renew their licenses online. Yet in FY 2021, only 37% of contractors used the system for this purpose. MoWells is being upgraded to WIMS 2.0. This new application is expected to be deployed in FY 2022 and will provide improved functionality and a more intuitive interface for well installation contractors and team members. In future fiscal years, we anticipate a significant increase of online record submittals and license renewals saving time and resources for internal and external customers.

PROGRAM DESCRIPTION

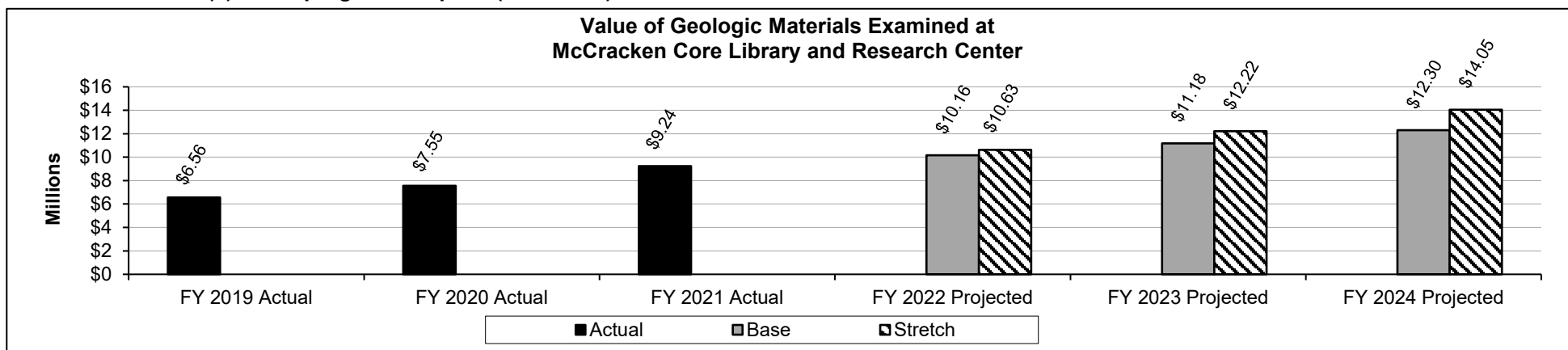
Department of Natural Resources

HB Section(s): 6.300, 6.305, 6.310, 6.315, 6.320

Missouri Geological Survey

Program is found in the following core budget(s): Missouri Geological Survey

2c. Provide a measure(s) of the program's impact. (continued)



This performance measure is based on: the amount of core and cuttings accessed by customers; the depth of drilling required to obtain the samples; and by the current estimate of the average cost per foot of drilling. In FY 2021, 21,292 feet of core stored at this facility was examined by our customers. The majority of interest at this time is in core that encompasses Precambrian or “basement” bedrock. Assuming a cost of \$60 per foot to drill, the value of this core is equivalent to approximately \$1,200,000. When drill cuttings are also considered, the value of these materials to our customers in FY 2021 is approximately \$1,700,000 for an overall increase of 22% over FY 2020. A newly established hand sample archive contains samples from multiple sites now inaccessible, including closed mines. The archive includes samples collected by MGS staff as far back as the 1800s, and is continually being added to.

Of the total feet of geologic materials accessed, more than 8,400 linear feet was used by an exploration company for potential cobalt exploration in Missouri. Cobalt is recognized as a mineral critical to the United States. Data were also collected from multiple hand samples in the collection housed at McCracken. The cost savings for the company were more than \$504,000. A separate company evaluated more than 1,500 linear feet of core to evaluate potash potential in Missouri Precambrian-age rocks. Cost savings to this company were more than \$93,500.

Base Goal: FY 2021 Actual with annual 10% increases.

Stretch Goal: FY 2021 Actual with annual 15% increases.

PROGRAM DESCRIPTION

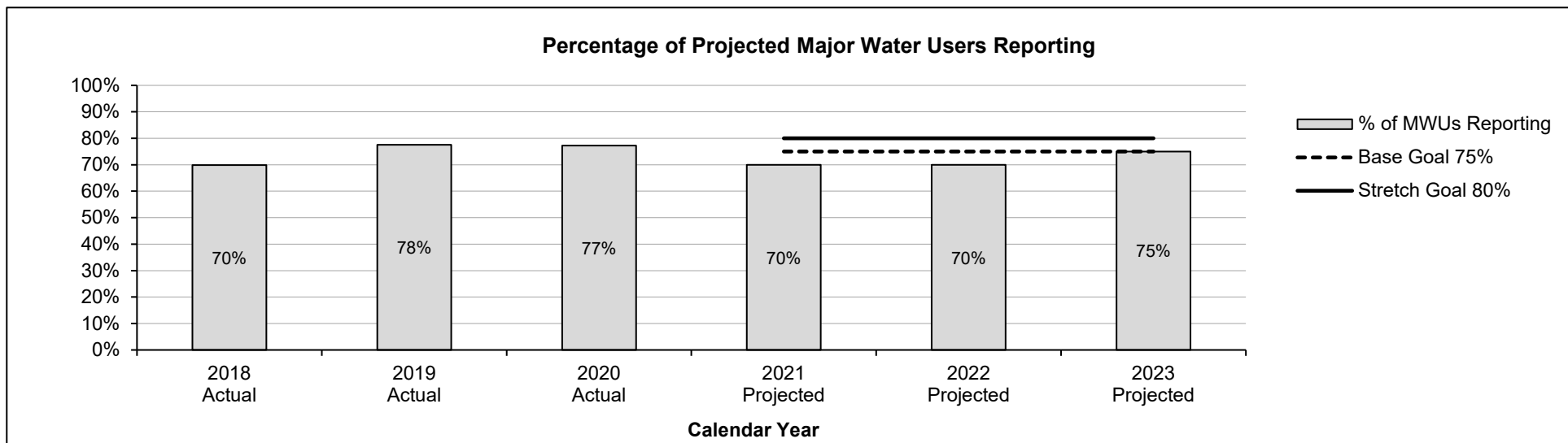
Department of Natural Resources

HB Section(s): 6.300, 6.305, 6.310, 6.315, 6.320

Missouri Geological Survey

Program is found in the following core budget(s): Missouri Geological Survey

2d. Provide a measure(s) of the program's efficiency.



Any water user withdrawing 100,000 gallons or more per day from any water source (stream, river, lake, well, spring, or other water source) is considered a major water user in Missouri. All major water users are required by law to register and report water use annually. Reporting water use facilitates the study and understanding of water use trends and patterns over time. Neighboring states that utilize a water rights framework have more data regarding their water use. It is important that Missouri have sufficient data to defend the needs of its users and the use of our water. The division is implementing a new reporting system in calendar 2021 and anticipates a slight decline in reporting initially as users learn the system.

PROGRAM DESCRIPTION

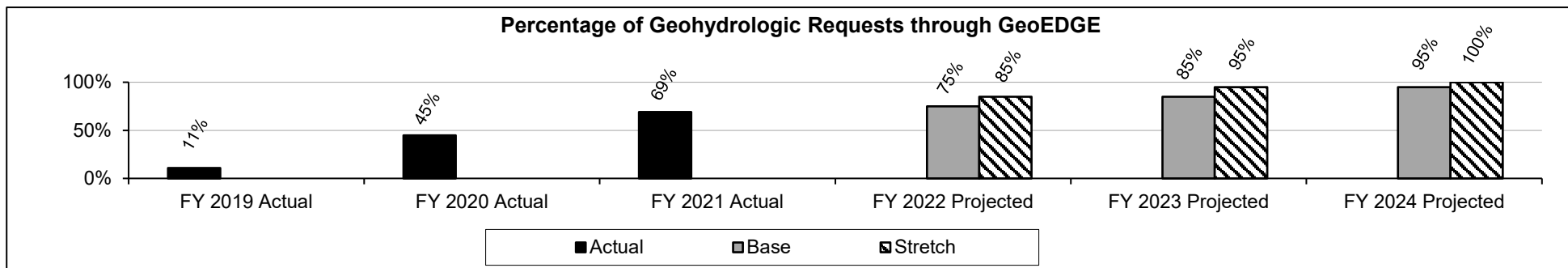
Department of Natural Resources

HB Section(s): 6.300, 6.305, 6.310, 6.315, 6.320

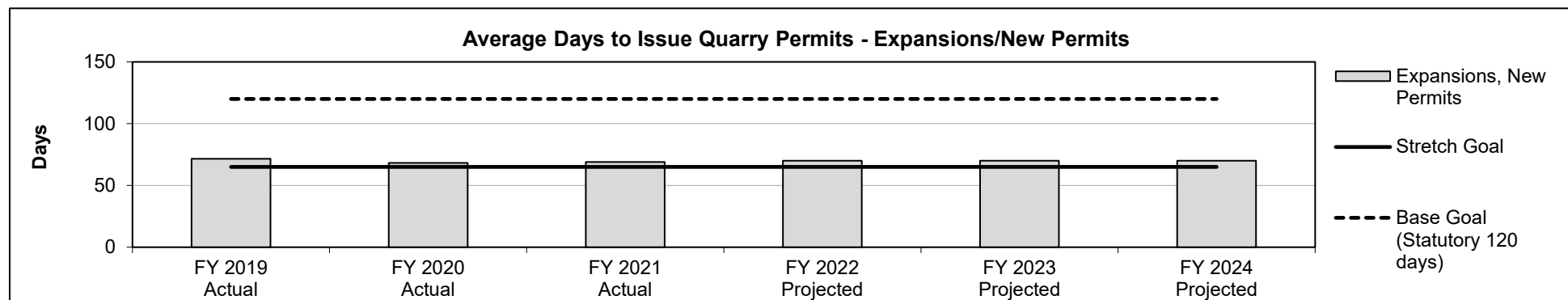
Missouri Geological Survey

Program is found in the following core budget(s): Missouri Geological Survey

2d. Provide a measure(s) of the program's efficiency. (continued)



The Geologic Evaluation Data Gateway Exchange (GeoEDGE) provides a convenient, paperless option for customers to submit requests for geohydrologic evaluations for liquid waste treatment, solid waste disposal, mining areas, and residential housing developments. These evaluations provide the requestor, property owner, and the permit writers with site specific information needed to design and install appropriate waste treatment or monitoring systems. The GeoEDGE web application reduces time and money the requestor or developer spends on completing and submitting paper forms. It also reduces team member's time entering requests and mailing out reports. Customers are now able to instantly track their requests and receive expedited results through an email.

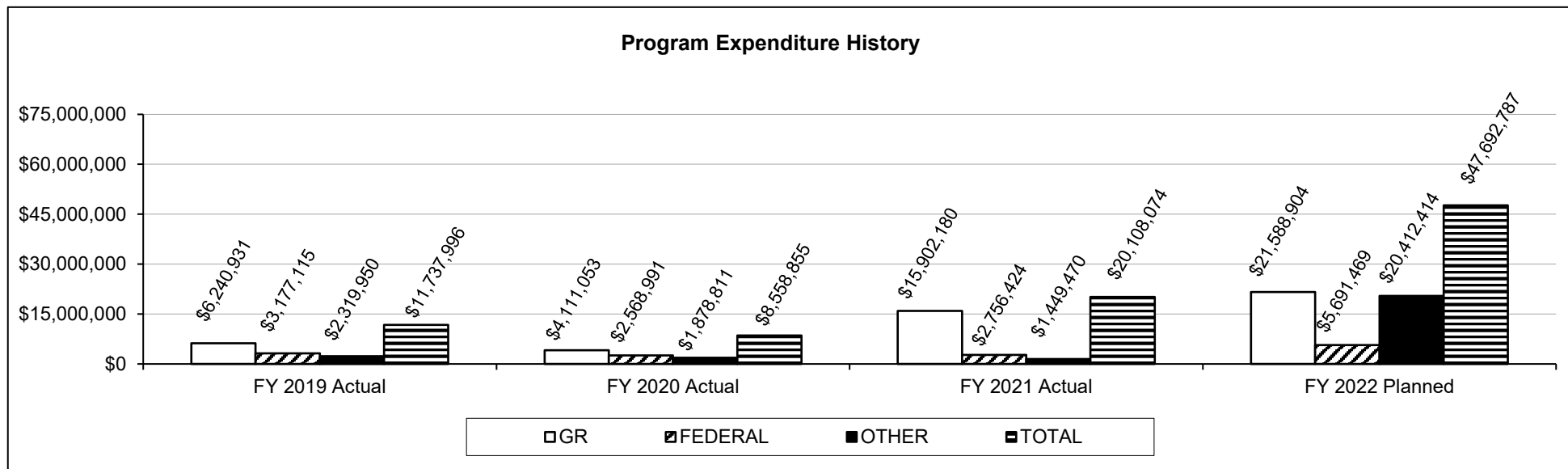


Missouri law allows 120 days to issue a permit, which includes a minimum 45-day comment period for new industrial permits and expansions. When public meetings and hearings are held, however, substantially more than 45 days is needed. The Land Reclamation Program issued 375 industrial minerals permits in FY 2021 covering approximately 750 mining sites.

PROGRAM DESCRIPTION

Department of Natural Resources **HB Section(s): 6.300, 6.305, 6.310, 6.315, 6.320**
Missouri Geological Survey
Program is found in the following core budget(s): Missouri Geological Survey

3. Provide actual expenditures for the prior three fiscal years and planned expenditures for the current fiscal year. (Note: Amounts do not include fringe benefit costs.)



Financial data includes operating and pass-through appropriations. FY 2022 Planned is shown at full appropriation and includes transfer and pass-through authority for the Multipurpose Water Resource Program.

4. What are the sources of the "Other " funds?

DNR Revolving Services Fund (0425); Cost Allocation Fund (0500); Oil and Gas Resources Fund (0543); Coal Combustion Residuals Subaccount (0551); Natural Resources Protection Fund - Damages Subaccount (0555); Natural Resources Protection Fund-Water Pollution Permit Fees (0568); Solid Waste Management Fund (0570); Metallic Minerals Waste Management Fund (0575); Groundwater Protection Fund (0660); Hazardous Waste Fund (0676); Oil and Gas Remedial Fund (0699); Geologic Resources Fund (0801); Multipurpose Water Resource Program Fund (0815); Mined Land Reclamation Fund (0906)

PROGRAM DESCRIPTION

Department of Natural Resources	HB Section(s): 6.300, 6.305, 6.310, 6.315, 6.320
Missouri Geological Survey	
Program is found in the following core budget(s): Missouri Geological Survey	
5. What is the authorization for this program, i.e., federal or state statute, etc.? (Include the federal program number, if applicable.)	
RSMo 256.050	Geologic Assistance, Geologic Information and Maps
RSMo 256.112	Mine Map Repository
RSMo 256.170-256.173	Geologic Hazard Assessment
RSMo 319.200	Ground Shaking Notification
RSMo 256.090	Minerals, Rocks and Fossils
RSMo 578.200-578.225	Cave Resources Act
RSMo 260.925	Dry-Cleaning Facilities
RSMo 256.010-256.080	Provides technical and administrative oversight of all direct program statutory mandates
RSMo 259	Oil and Gas Act
RSMo 256.700-256.710	Geologic Resource Fund and related duties
RSMo 260.205	Solid Waste Management
RSMo 256.600-256.640	The Water Well Drillers' Act
RSMo 256.700 and 444.760-444.790	Industrial Minerals
RSMo 236.400-236.500	Dam, Mills and Electric Power
RSMo 256.060	Survey of water resources of state
RSMo 256.200	Commission to collect and coordinate water data
RSMo 256.400-256.430	Water Usage Law, users to file registration
RSMo 256.435-256.445	Multipurpose Water Resource Act
RSMo 640.400-640.430	Negotiation of interstate compacts, surface and groundwater monitoring, state water resources plan and annual report and special water protection areas
RSMo Chapter 257	Water Conservancy Districts
RSMo 444.350 through 444.380	Metallic Minerals
RSMo 444.500 through 444.755	Strip Mining
RSMo 444.760 through 444.790	Land Reclamation Act
RSMo 444.800 through 444.970 and 30 CFR Part 700.01 through 955.17	Coal, Bond Forfeiture and Abandoned Mine Lands

PROGRAM DESCRIPTION

Department of Natural Resources	HB Section(s): 6.300, 6.305, 6.310, 6.315, 6.320
Missouri Geological Survey	
Program is found in the following core budget(s): Missouri Geological Survey	
6. Are there federal matching requirements? If yes, please explain.	
State Geologic Mapping Program	50% Federal (USGS)
Underground Injection Control (UIC)	75% Federal (EPA)
Geodata Preservation	40% Federal (USGS)
National Dam Safety Assistance Award	100% Federal
Drinking Water State Revolving Fund Capitalization Grant	20% State/Local (EPA)
Coal Administration and Enforcement Grant	50% Federal (OSM)
Abandoned Mine Land Grant	100% Federal (OSM)
National Groundwater Monitoring Network	63% Federal (USGS)
Missouri Earth Mapping Resources Initiative (Earth MRI)	91% Federal (USGS)
National Geologic Map Database	100% Federal (USGS)
Geologic Mapping Initiative	67% Federal (USDA)
7. Is this a federally mandated program? If yes, please explain.	
<p>The Missouri Geological Survey provides the technical geologic expertise for the state's federally-delegated environmental programs. In addition, the EPA has delegated authority to the Department to ensure compliance with the requirements of the Safe Drinking Water Act as it relates to underground injection control.</p> <p>The state has federal delegation to operate the coal regulatory, abandoned mine lands, and coal bond forfeiture programs.</p>	

NEW DECISION ITEM

RANK: 008 OF 014

Department of Natural Resources	Budget Unit <u>78510C</u>
Missouri Geological Survey	
Critical Minerals, Mapping, and Infrastructure DI# 1780004	HB Section <u>6.300</u>

1. AMOUNT OF REQUEST

	FY 2023 Budget Request				FY 2023 Governor's Recommendation			
	GR	Federal	Other	Total	GR	Federal	Other	Total
PS	113,026	0	0	113,026	113,026	0	0	113,026
EE	21,170	0	0	21,170	21,170	0	0	21,170
PSD	0	0	0	0	0	0	0	0
TRF	0	0	0	0	0	0	0	0
Total	134,196	0	0	134,196	134,196	0	0	134,196

FTE **2.00** **0.00** **0.00** **2.00**

FTE **0.00** **0.00** **0.00** **0.00**

Est. Fringe	67,816	0	0	67,816
--------------------	--------	---	---	--------

Est. Fringe	67,816	0	0	67,816
--------------------	--------	---	---	--------

Note: Fringes budgeted in House Bill 5 except for certain fringes

Note: Fringes budgeted in House Bill 5 except for certain fringes

Other Funds: Not applicable
Non-Counts: Not applicable

2. THIS REQUEST CAN BE CATEGORIZED AS:

<input type="checkbox"/> New Legislation	<input type="checkbox"/> New Program	<input type="checkbox"/> Fund Switch
<input type="checkbox"/> Federal Mandate	<input checked="" type="checkbox"/> Program Expansion	<input type="checkbox"/> Cost to Continue
<input type="checkbox"/> GR Pick-Up	<input type="checkbox"/> Space Request	<input type="checkbox"/> Equipment Replacement
<input type="checkbox"/> Pay Plan	<input type="checkbox"/> Other: _____	

NEW DECISION ITEM

RANK: 008 OF 014

Department of Natural Resources	Budget Unit <u>78510C</u>
Missouri Geological Survey	
Critical Minerals, Mapping, and Infrastructure DI# 1780004	HB Section <u>6.300</u>

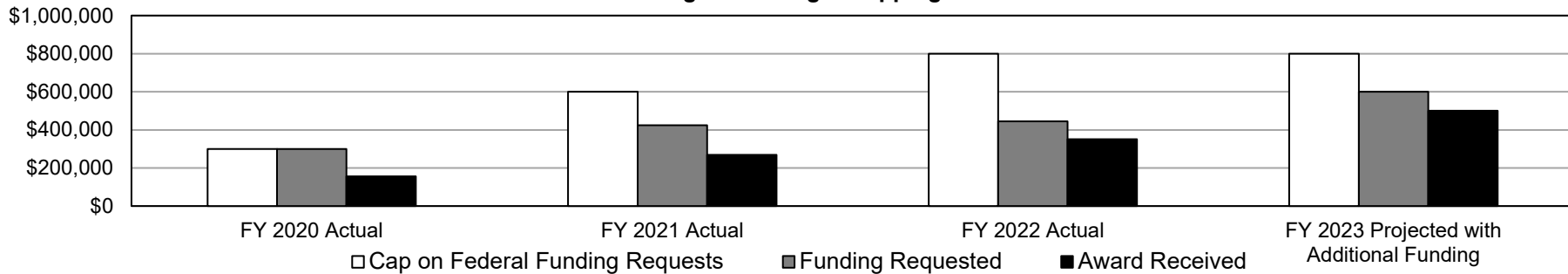
3. WHY IS THIS FUNDING NEEDED? PROVIDE AN EXPLANATION FOR ITEMS CHECKED IN #2. INCLUDE THE FEDERAL OR STATE STATUTORY OR CONSTITUTIONAL AUTHORIZATION FOR THIS PROGRAM.

This new decision item will build on federal partnerships and accelerate efforts to complete detailed geologic mapping and geochemical analyses in areas of Missouri with potential for undiscovered mineral reserves. It will result in better understanding Missouri's mineral resources. Geologic mapping is crucial to identify mineral occurrence and as the leader in collecting, interpreting and disseminating Missouri's geologic information, the Missouri Geological Survey is uniquely qualified to produce these maps and datasets. Producing and providing geologic maps and datasets on the availability of mineral resources encourages private investment in mineral production. These potential investments can lead to economic development, job creation, and a reduction in US dependence on foreign supplies of minerals.

Missouri has a long history of mineral production and is one of the top 10 mineral producing states in the nation. Recently, the USGS identified a list of 35 mineral commodities considered critical to the economic and national security of the nation. Of the 35, seven are found in Missouri and include: cobalt, barite, Rare Earth Elements (REEs), manganese, gallium, germanium, and indium. These minerals are used in electric vehicle applications, wind and solar applications, medical and defense technologies, and manufactured goods such as cell phones. Limestone commodities, produced in 83% of Missouri's counties, are integral to development of infrastructure such as roads, bridges, and highways.

4. DESCRIBE THE DETAILED ASSUMPTIONS USED TO DERIVE THE SPECIFIC REQUESTED AMOUNT. (How did you determine that the requested number of FTE were appropriate? From what source or standard did you derive the requested levels of funding? Were alternatives such as outsourcing or automation considered? If based on new legislation, does request tie to TAFP fiscal note? If not, explain why. Detail which portions of the request are one-times and how those amounts were calculated.)

Federal Funding for Geologic Mapping in Missouri



The current national focus on mineral occurrence and supply chain resiliency in the US is unprecedented and presents a unique opportunity to expand knowledge of Missouri's natural resources that informs economic development. Federal funding requires a 1:1 state match. Based upon current federal appropriations, we project that with the additional funding the department would be able to accelerate these efforts by leveraging an additional \$150,000 - \$250,000 in federal grants for FY 2023.

NEW DECISION ITEM

RANK: 008 OF 014

Department of Natural Resources	Budget Unit <u>78510C</u>
Missouri Geological Survey	
Critical Minerals, Mapping, and Infrastructure DI# 1780004	HB Section <u>6.300</u>

5. BREAK DOWN THE REQUEST BY BUDGET OBJECT CLASS, JOB CLASS, AND FUND SOURCE. IDENTIFY ONE-TIME COSTS.

Budget Object Class/Job Class	Dept Req GR DOLLARS	Dept Req GR FTE	Dept Req FED DOLLARS	Dept Req FED FTE	Dept Req OTHER DOLLARS	Dept Req OTHER FTE	Dept Req TOTAL DOLLARS	Dept Req TOTAL FTE	Dept Req One-Time DOLLARS
10EP30/Environmental Program Specialist	113,026	2.0					113,026	2.0	
Total PS	113,026	2.0	0	0.0	0	0.0	113,026	2.0	0
140/Travel, In-State	1,148						1,148		
190/Supplies	744						744		
320/Professional Development	810						810		
340/Communication Services & Supplies	1,046						1,046		
400/Professional Services	14,000						14,000		
430/M&R Services	458						458		
480/Computer Equipment	2,964						2,964		1,894
Total EE	21,170		0		0		21,170		1,894
Program Distributions							0		
Total PSD	0		0		0		0		0
Transfers									
Total TRF	0		0		0		0		0
Grand Total	134,196	2.0	0	0.0	0	0.0	134,196	2.0	1,894

NEW DECISION ITEM

RANK: 008 OF 014

Department of Natural Resources	Budget Unit <u>78510C</u>
Missouri Geological Survey	
Critical Minerals, Mapping, and Infrastructure DI# 1780004	HB Section <u>6.300</u>

5. BREAK DOWN THE REQUEST BY BUDGET OBJECT CLASS, JOB CLASS, AND FUND SOURCE. IDENTIFY ONE-TIME COSTS (continued).

Budget Object	Gov Rec GR DOLLARS	Gov Rec GR FTE	Gov Rec FED DOLLARS	Gov Rec FED FTE	Gov Rec OTHER DOLLARS	Gov Rec OTHER FTE	Gov Rec TOTAL DOLLARS	Gov Rec TOTAL FTE	Gov Rec One-Time DOLLARS
10EP30/Environmental Program Specialist	113,026	0.0					113,026	0.0	
Total PS	113,026	0.0	0	0.0	0	0.0	113,026	0.0	0
140/Travel, In-State	1,148						1,148		
190/Supplies	744						744		
320/Professional Development	810						810		
340/Communication Services & Supplies	1,046						1,046		
400/Professional Services	14,000						14,000		
430/M&R Services	458						458		
480/Computer Equipment	2,964						2,964		1,894
Total EE	21,170		0		0		21,170		1,894
Program Distributions							0		
Total PSD	0		0		0		0		0
Transfers									
Total TRF	0		0		0		0		0
Grand Total	134,196	0.0	0	0.0	0	0.0	134,196	0.0	1,894

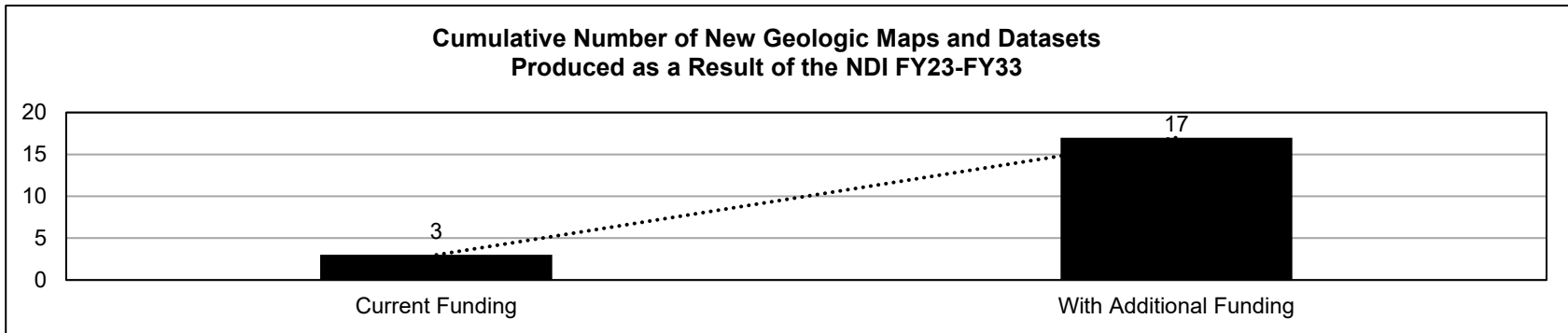
NEW DECISION ITEM

RANK: 008 OF 014

Department of Natural Resources	Budget Unit <u>78510C</u>
Missouri Geological Survey	
Critical Minerals, Mapping, and Infrastructure <u>DI# 1780004</u>	HB Section <u>6.300</u>

6. PERFORMANCE MEASURES (If new decision item has an associated core, separately identify projected performance with & without additional funding.)

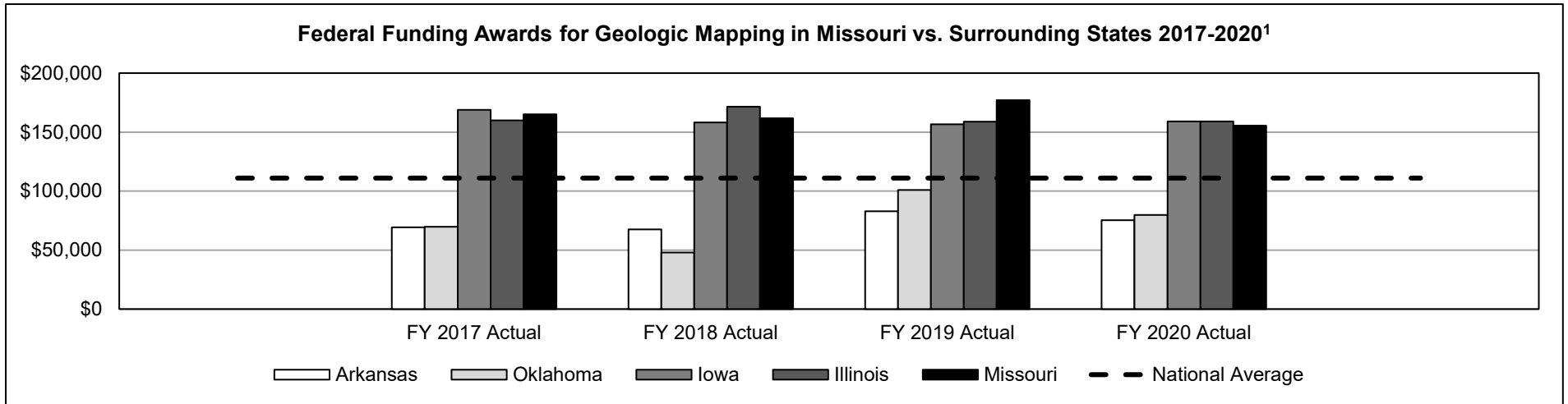
6a. Provide an activity measure(s) for the program.



Funding this new decision item will result in an acceleration of new geologic information related to mineral resources in Missouri including detailed geologic maps and a comprehensive critical mineral resource database for Missouri.

Department of Natural Resources	Budget Unit <u>78510C</u>
Missouri Geological Survey	
Critical Minerals, Mapping, and Infrastructure DI# 1780004	HB Section <u>6.300</u>

6b. Provide a measure(s) of the program(s) quality.



Every year Missouri competes with other states for federal dollars to conduct geologic mapping. This chart shows how Missouri ranks among nearby states and the national average in federal awards over the last 4 years. Missouri ranks comparably, if not higher, than surrounding Midwestern states, and consistently above the national average in federal funding for geologic mapping.

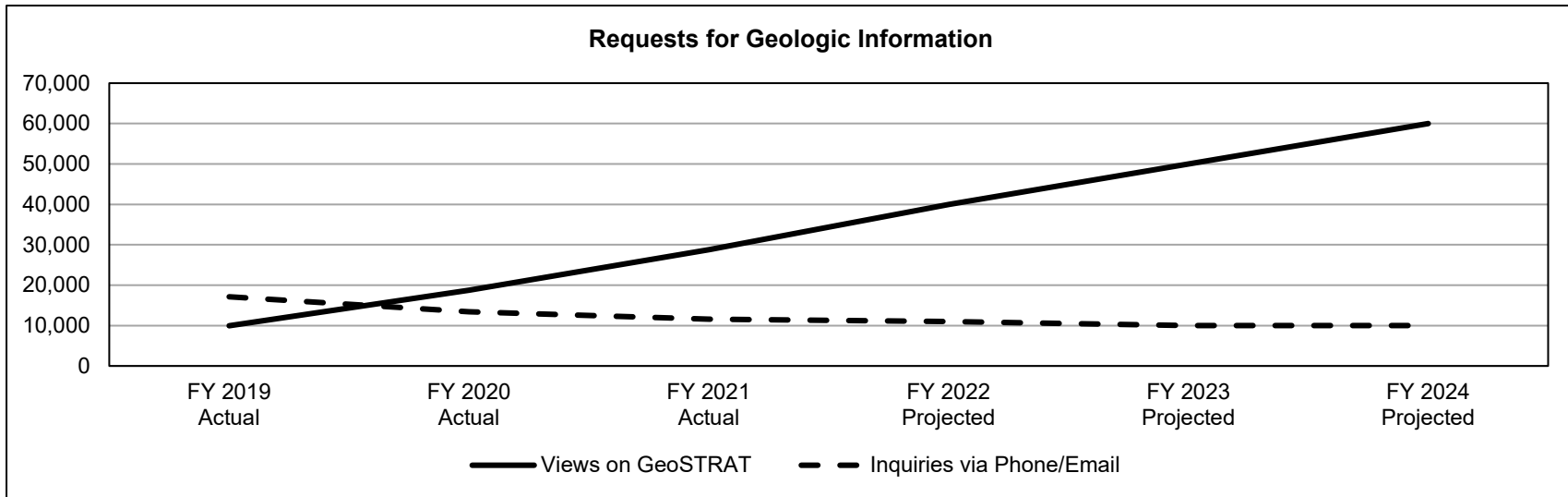
¹ STATEMAP Funding Table <https://www.usgs.gov/atom/83715>

NEW DECISION ITEM

RANK: 008 OF 014

Department of Natural Resources	Budget Unit <u>78510C</u>
Missouri Geological Survey	
Critical Minerals, Mapping, and Infrastructure DI# 1780004	HB Section <u>6.300</u>

6c. Provide a measure(s) of the program's impact.



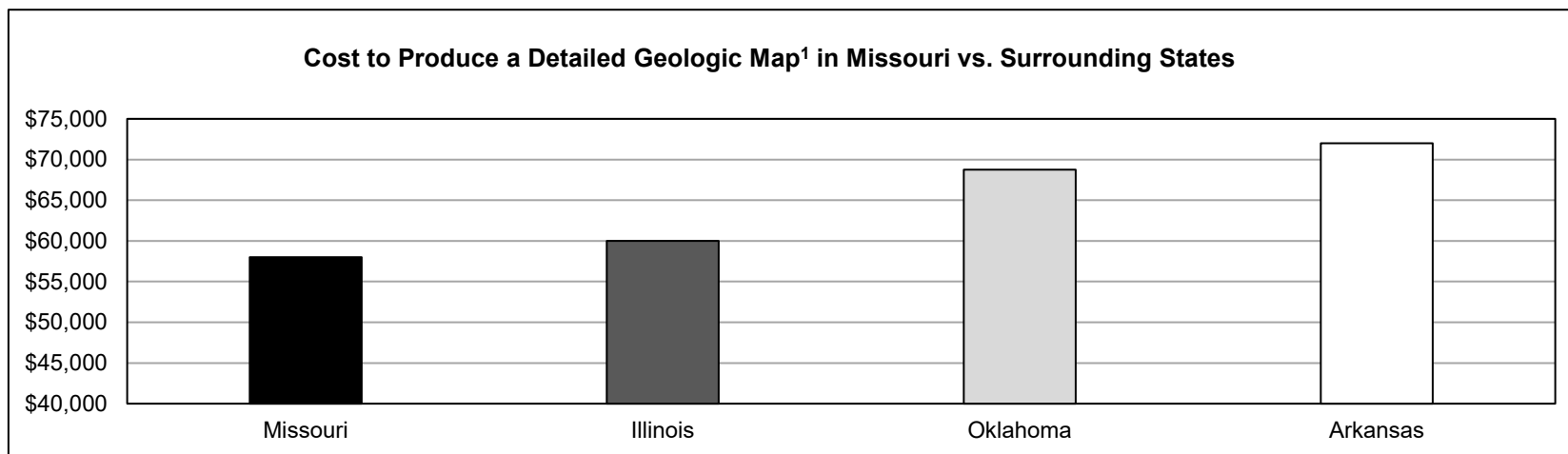
Every year the Missouri Geological Survey responds to thousands of requests for geologic information from our customers including businesses, farmers, and citizens. The Missouri Geological Survey is committed to providing geologic information more user friendly and accessible to the public. In FY 2018, the Department's online Geosciences Technical Resource Assessment Tool (GeoSTRAT) was upgraded to an ArcGIS Online platform. This web-based, interactive tool provides geologic and geotechnical data on a variety of platforms including mobile devices. Beginning in FY 2020, the number of views on GeoSTRAT exceeded the number of phone and email inquiries received for geologic information demonstrating our customers are accessing geologic information online for data assessments in disciplines such as hazards assessment, environmental consulting and engineering, local and regional planning, insurance assessment and others. We expect this trend to continue as we expand our efforts to provide geologic maps and information more accessible online.

NEW DECISION ITEM

RANK: 008 OF 014

Department of Natural Resources	Budget Unit <u>78510C</u>
Missouri Geological Survey	
Critical Minerals, Mapping, and Infrastructure	DI# <u>1780004</u> HB Section <u>6.300</u>

6d. Provide a measure(s) of the program's efficiency.



This chart demonstrates the lower cost to produce a detailed geologic map¹ in Missouri in comparison to nearby states.

¹ 7.5' quadrangle (~60 square miles) at 1:24,000 scale bedrock mapping.

7. STRATEGIES TO ACHIEVE THE PERFORMANCE MEASUREMENT TARGETS:

To achieve the performance measure targets, the Geological Survey Program will actively pursue partnerships with other states and federal agencies, strive to innovate technology such as high quality geophysics, and use information collected by the Missouri Geological Survey over the last 165 years to inform these mapping products.

DEPARTMENT OF NATURAL RESOURCES

DECISION ITEM DETAIL

Budget Unit	FY 2021	FY 2021	FY 2022	FY 2022	FY 2023	FY 2023	FY 2023	FY 2023
Decision Item	ACTUAL	ACTUAL	BUDGET	BUDGET	DEPT REQ	DEPT REQ	GOV REC	GOV REC
Budget Object Class	DOLLAR	FTE	DOLLAR	FTE	DOLLAR	FTE	DOLLAR	FTE
GEOLOGICAL SURVEY OPERATIONS								
Critical Minerals, Map & Infra - 1780004								
ENVIRONMENTAL PROGRAM SPEC	0	0.00	0	0.00	113,026	2.00	113,026	0.00
TOTAL - PS	0	0.00	0	0.00	113,026	2.00	113,026	0.00
TRAVEL, IN-STATE	0	0.00	0	0.00	1,148	0.00	1,148	0.00
SUPPLIES	0	0.00	0	0.00	744	0.00	744	0.00
PROFESSIONAL DEVELOPMENT	0	0.00	0	0.00	810	0.00	810	0.00
COMMUNICATION SERV & SUPP	0	0.00	0	0.00	1,046	0.00	1,046	0.00
PROFESSIONAL SERVICES	0	0.00	0	0.00	14,000	0.00	14,000	0.00
M&R SERVICES	0	0.00	0	0.00	458	0.00	458	0.00
COMPUTER EQUIPMENT	0	0.00	0	0.00	2,964	0.00	2,964	0.00
TOTAL - EE	0	0.00	0	0.00	21,170	0.00	21,170	0.00
GRAND TOTAL	\$0	0.00	\$0	0.00	\$134,196	2.00	\$134,196	0.00
GENERAL REVENUE	\$0	0.00	\$0	0.00	\$134,196	2.00	\$134,196	0.00
FEDERAL FUNDS	\$0	0.00	\$0	0.00	\$0	0.00	\$0	0.00
OTHER FUNDS	\$0	0.00	\$0	0.00	\$0	0.00	\$0	0.00

This page was intentionally left blank.

NEW DECISION ITEM

RANK: 999 OF 999

Department of Natural Resources	Budget Unit <u>78510C</u>
Missouri Geological Survey	
Missouri River Flood Risk & Resiliency DI# 1780014	HB Section <u>6.300</u>

1. AMOUNT OF REQUEST

FY 2023 Budget Request					FY 2023 Governor's Recommendation				
	GR	Federal	Other	Total		GR	Federal	Other	Total
PS	0	0	0	0	PS	0	0	0	0
EE	0	0	0	0	EE	328,125	0	0	328,125
PSD	0	0	0	0	PSD	0	0	0	0
TRF	0	0	0	0	TRF	0	0	0	0
Total	0	0	0	0	Total	328,125	0	0	328,125
FTE	0.00	0.00	0.00	0.00	FTE	0.00	0.00	0.00	0.00
<i>Est. Fringe</i>	0	0	0	0	<i>Est. Fringe</i>	0	0	0	0
<i>Note: Fringes budgeted in House Bill 5 except for certain fringes budgeted directly to MoDOT, Highway Patrol, and Conservation.</i>					<i>Note: Fringes budgeted in House Bill 5 except for certain fringes budgeted directly to MoDOT, Highway Patrol, and Conservation.</i>				

Other Funds: Not applicable
 Non-Counts: Not applicable

2. THIS REQUEST CAN BE CATEGORIZED AS:

<input type="checkbox"/> New Legislation	<input type="checkbox"/> New Program	<input type="checkbox"/> Fund Switch
<input type="checkbox"/> Federal Mandate	<input type="checkbox"/> Program Expansion	<input checked="" type="checkbox"/> Cost to Continue
<input type="checkbox"/> GR Pick-Up	<input type="checkbox"/> Space Request	<input type="checkbox"/> Equipment Replacement
<input type="checkbox"/> Pay Plan	<input type="checkbox"/> Other: _____	

3. WHY IS THIS FUNDING NEEDED? PROVIDE AN EXPLANATION FOR ITEMS CHECKED IN #2. INCLUDE THE FEDERAL OR STATE STATUTORY OR CONSTITUTIONAL AUTHORIZATION FOR THIS PROGRAM.

This request continues the cooperative work between the states of Missouri, Kansas, Iowa, and Nebraska along with the U.S. Army Corps of Engineers to provide strategies and design solutions to create better systemic flood protection and resiliency for the Missouri River. Many Missouri citizens, cities and towns, agriculture producers, and other businesses stand to benefit from a Missouri River system that serves more reliably and consistently in its roles as a vital transportation artery and a recreational and habitat asset. This project seeks to create a system that maximizes benefits of the river while mitigating and protecting the river from the impacts of recurring flood events. Objectives include:

- Building an Assessment of Baseline and Future System Conditions
- Building a System Plan
- Updating Stage Frequency Analysis
- Identifying and Advancing Construction on Improvements for Individual Sites

Authorization found in Sections 256.060 and 640.400-640.430, RSMo.

NEW DECISION ITEM

RANK: 999 OF 999

Department of Natural Resources	Budget Unit <u>78510C</u>
Missouri Geological Survey	
Missouri River Flood Risk & Resiliency DI# 1780014	HB Section <u>6.300</u>

4. DESCRIBE THE DETAILED ASSUMPTIONS USED TO DERIVE THE SPECIFIC REQUESTED AMOUNT. (How did you determine that the requested number of FTE were appropriate? From what source or standard did you derive the requested levels of funding? Were alternatives such as outsourcing or automation considered? If based on new legislation, does request tie to TAFP fiscal note? If not, explain why. Detail which portions of the request are one-times and how those amounts were calculated.)

The Department is currently committed to an agreement to complete a system plan and initial construction design for solutions along the Missouri River. Missouri, Kansas, Iowa, and Nebraska are all contributing the required non-federal cost share to the U.S. Army Corps of Engineers. This type of planning study has a total cost of \$3 million, which is cost-shared 50/50 between federal and non-federal sponsors. The states equally shared an initial payment of \$25,000 in FY 2021, leaving a balance of \$1,475,000.

For the remainder of the non-federal portion (\$1,475,000), the states entered into a Memorandum of Understanding to pay proportionally. The two upstream states of Nebraska and Iowa agreed to pay 50% and the two downstream states, Kansas and Missouri agreed to pay 50%. Of the 50%, Missouri agreed to pay 75% and Kansas agreed to pay 25%, based on the proportion of river miles contained in each state. That percentage calculated to Missouri's share being \$553,125. The Department was invoiced by the U.S. Army Corps of Engineers for a payment of \$225,000 in September 2021 (FY 2022) and is making that payment currently. The balance of the Department's commitment, due in FY 2023, will then be \$328,125.

Lower Missouri River Flood Risk and Resiliency Feasibility Study	
Four States and U.S. Army Corps of Engineers	
Feasibility Study Total (50% States/50% Federal)	3,000,000
4-States portion (50%)	1,500,000
FY 2021 payment (equally split)	<u>-25,000</u>
Balance	1,475,000
Missouri's Proportionate Share (75% of 50%)	553,125
less FY 2022 payment	<u>(225,000)</u>
Missouri's Balance	<u><u>328,125</u></u>

NEW DECISION ITEM

RANK: 999 OF 999

Department of Natural Resources	Budget Unit <u>78510C</u>
Missouri Geological Survey	
Missouri River Flood Risk & Resiliency DI# 1780014	HB Section <u>6.300</u>

5. BREAK DOWN THE REQUEST BY BUDGET OBJECT CLASS, JOB CLASS, AND FUND SOURCE. IDENTIFY ONE-TIME COSTS.

Budget Object Class/Job Class	Dept Req GR DOLLARS	Dept Req GR FTE	Dept Req FED DOLLARS	Dept Req FED FTE	Dept Req OTHER DOLLARS	Dept Req OTHER FTE	Dept Req TOTAL DOLLARS	Dept Req TOTAL FTE	Dept Req One-Time DOLLARS
Total PS	0	0.0	0	0.0	0	0.0	0	0.0	0
Total EE	0		0		0		0		0
Program Distributions							0		
Total PSD	0		0		0		0		0
Transfers							0		
Total TRF	0		0		0		0		0
Grand Total	0	0.0	0	0.0	0	0.0	0	0.0	0

Budget Object Class/Job Class	Gov Rec GR DOLLARS	Gov Rec GR FTE	Gov Rec FED DOLLARS	Gov Rec FED FTE	Gov Rec OTHER DOLLARS	Gov Rec OTHER FTE	Gov Rec TOTAL DOLLARS	Gov Rec TOTAL FTE	Gov Rec One-Time DOLLARS
Total PS	0	0.0	0	0.0	0	0.0	0	0.0	0
400/Professional Services	328,125						328,125		
Total EE	328,125		0		0		328,125		0
Program Distributions							0		
Total PSD	0		0		0		0		0
Transfers							0		
Total TRF	0		0		0		0		0
Grand Total	328,125	0.0	0	0.0	0	0.0	328,125	0.0	0

NEW DECISION ITEM

RANK: 999 OF 999

Department of Natural Resources	Budget Unit <u>78510C</u>
Missouri Geological Survey	
Missouri River Flood Risk & Resiliency	DI# <u>1780014</u> HB Section <u>6.300</u>

6. PERFORMANCE MEASURES (If new decision item has an associated core, separately identify projected performance with & without additional funding.)

6a. Provide an activity measure(s) for the program.
The measure of activity for this project will be the completion of the planned products: a flood resilience system plan and initial construction design for flood protection improvements in selected problem areas along the Missouri River.

6b. Provide a measure(s) of the program's quality.
This project should produce measures that are readily implementable and acceptable to local stakeholders.

6c. Provide a measure(s) of the program's impact.
If the program is successful, we will be able to measure and reduce the cost from damages for Missouri stakeholders along the Missouri River and impacted by the Missouri River flooding.

6d. Provide a measure(s) of the program's efficiency.
Completing the project on time and within budget.

7. STRATEGIES TO ACHIEVE THE PERFORMANCE MEASUREMENT TARGETS:

As this proposal is intended to produce a system plan and implementable flood protection and resiliency solutions, it will be critical to maintain clear communication and coordination with the other states and the Corps. The states will also need to continue to engage their local stakeholders to ensure local stakeholders are aware of and supportive of the range of alternatives considered as part of a system plan.

DEPARTMENT OF NATURAL RESOURCES

DECISION ITEM DETAIL

Budget Unit	FY 2021	FY 2021	FY 2022	FY 2022	FY 2023	FY 2023	FY 2023	FY 2023
Decision Item	ACTUAL	ACTUAL	BUDGET	BUDGET	DEPT REQ	DEPT REQ	GOV REC	GOV REC
Budget Object Class	DOLLAR	FTE	DOLLAR	FTE	DOLLAR	FTE	DOLLAR	FTE
GEOLOGICAL SURVEY OPERATIONS								
MO River Flood Risk and Resil - 1780014								
PROFESSIONAL SERVICES	0	0.00	0	0.00	0	0.00	328,125	0.00
TOTAL - EE	0	0.00	0	0.00	0	0.00	328,125	0.00
GRAND TOTAL	\$0	0.00	\$0	0.00	\$0	0.00	\$328,125	0.00
GENERAL REVENUE	\$0	0.00	\$0	0.00	\$0	0.00	\$328,125	0.00
FEDERAL FUNDS	\$0	0.00	\$0	0.00	\$0	0.00	\$0	0.00
OTHER FUNDS	\$0	0.00	\$0	0.00	\$0	0.00	\$0	0.00

This page was intentionally left blank.

CORE DECISION ITEM

Department of Natural Resources	Budget Unit <u>78851C</u>
Missouri Geological Survey	
Clarence Cannon Dam Transfer	HB Section <u>6.325</u>

1. CORE FINANCIAL SUMMARY

	FY 2023 Budget Request					FY 2023 Governor's Recommendation			
	GR	Federal	Other	Total		GR	Fed	Other	Total
PS	0	0	0	0	PS	0	0	0	0
EE	0	0	0	0	EE	0	0	0	0
PSD	0	0	0	0	PSD	0	0	0	0
TRF	477,098	0	0	477,098	TRF	477,098	0	0	477,098
Total	<u>477,098</u>	<u>0</u>	<u>0</u>	<u>477,098</u>	Total	<u>477,098</u>	<u>0</u>	<u>0</u>	<u>477,098</u>
FTE	0.00	0.00	0.00	0.00	FTE	0.00	0.00	0.00	0.00

Est. Fringe	0	0	0	0
--------------------	---	---	---	---

Note: Fringes budgeted in House Bill 5 except for certain fringes budgeted directly to MoDOT, Highway Patrol, and Conservation.

Est. Fringe	0	0	0	0
--------------------	---	---	---	---

Note: Fringes budgeted in House Bill 5 except for certain fringes budgeted directly to MoDOT, Highway Patrol, and Conservation.

Other Funds: Not applicable

Other Funds: Not applicable

2. CORE DESCRIPTION

Transfer from General Revenue to the Water Development Fund for the cost of water supply storage, pursuant to the Clarence Cannon Water Contract. The FY 2023 budget will pay the FFY 2021 water supply storage expenses. The state's payment obligation will be completed by March 2038.

3. PROGRAM LISTING (list programs included in this core funding)

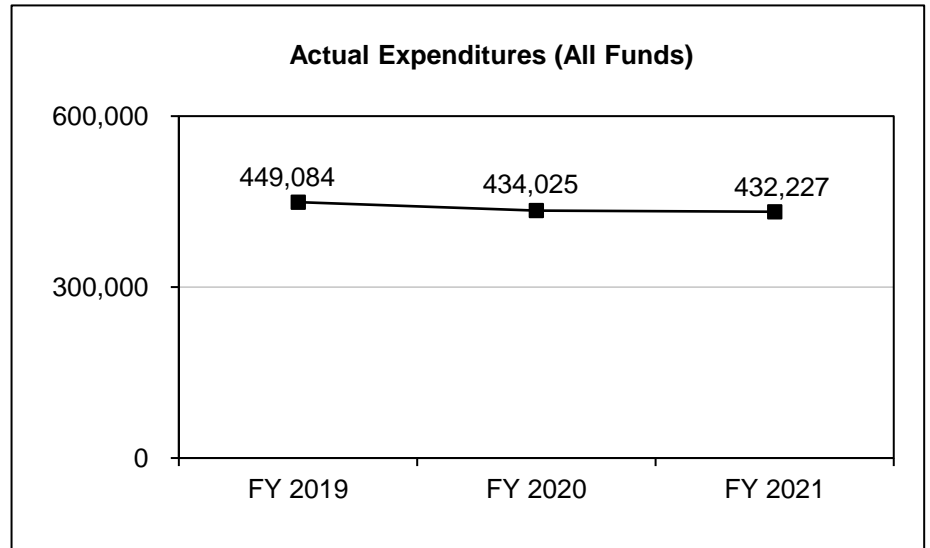
Clarence Cannon Dam

CORE DECISION ITEM

Department of Natural Resources	Budget Unit <u>78851C</u>
Missouri Geological Survey	
Clarence Cannon Dam Transfer	HB Section <u>6.325</u>

4. FINANCIAL HISTORY

	FY 2019 Actual	FY 2020 Actual	FY 2021 Actual	FY 2022 Current Yr.
Appropriation (All Funds)	477,098	477,098	477,098	477,098
Less Reverted (All Funds)	(14,313)	(14,313)	(14,313)	(6,296)
Less Restricted (All Funds)	0	0	0	0
Budget Authority (All Funds)	462,785	462,785	462,785	470,802
Actual Expenditures (All Funds)	449,084	434,025	432,227	N/A
Unexpended (All Funds)	13,701	28,760	30,558	N/A
Unexpended, by Fund:				
General Revenue	13,701	28,760	30,558	N/A
Federal	0	0	0	N/A
Other	0	0	0	N/A
	(1)	(1)	(1)	



Reverted includes the statutory three-percent reserve amount (when applicable).

Restricted includes any Governor's Expenditure Restrictions which remained at the end of the fiscal year (when applicable).

Notes:

(1) Lapse is due to the actual invoice received being less than the estimated billing.

CORE RECONCILIATION DETAIL

**DEPARTMENT OF NATURAL RESOURCES
CLARENCE CANNON TRANSFER**

5. CORE RECONCILIATION DETAIL

	Budget Class	FTE	GR	Federal	Other	Total	Explanation
TAFP AFTER VETOES							
	TRF	0.00	477,098	0	0	477,098	
	Total	0.00	477,098	0	0	477,098	
DEPARTMENT CORE REQUEST							
	TRF	0.00	477,098	0	0	477,098	
	Total	0.00	477,098	0	0	477,098	
GOVERNOR'S RECOMMENDED CORE							
	TRF	0.00	477,098	0	0	477,098	
	Total	0.00	477,098	0	0	477,098	

DEPARTMENT OF NATURAL RESOURCES

DECISION ITEM SUMMARY

Budget Unit								
Decision Item	FY 2021	FY 2021	FY 2022	FY 2022	FY 2023	FY 2023	FY 2023	FY 2023
Budget Object Summary	ACTUAL	ACTUAL	BUDGET	BUDGET	DEPT REQ	DEPT REQ	GOV REC	GOV REC
Fund	DOLLAR	FTE	DOLLAR	FTE	DOLLAR	FTE	DOLLAR	FTE
CLARENCE CANNON TRANSFER								
CORE								
FUND TRANSFERS								
GENERAL REVENUE	432,227	0.00	477,098	0.00	477,098	0.00	477,098	0.00
TOTAL - TRF	432,227	0.00	477,098	0.00	477,098	0.00	477,098	0.00
TOTAL	432,227	0.00	477,098	0.00	477,098	0.00	477,098	0.00
Clarence Cannon Transfer - 1780011								
FUND TRANSFERS								
GENERAL REVENUE	0	0.00	0	0.00	0	0.00	190,009	0.00
TOTAL - TRF	0	0.00	0	0.00	0	0.00	190,009	0.00
TOTAL	0	0.00	0	0.00	0	0.00	190,009	0.00
GRAND TOTAL	\$432,227	0.00	\$477,098	0.00	\$477,098	0.00	\$667,107	0.00

DEPARTMENT OF NATURAL RESOURCES

DECISION ITEM DETAIL

Budget Unit	FY 2021	FY 2021	FY 2022	FY 2022	FY 2023	FY 2023	FY 2023	FY 2023
Decision Item	ACTUAL	ACTUAL	BUDGET	BUDGET	DEPT REQ	DEPT REQ	GOV REC	GOV REC
Budget Object Class	DOLLAR	FTE	DOLLAR	FTE	DOLLAR	FTE	DOLLAR	FTE
CLARENCE CANNON TRANSFER								
CORE								
TRANSFERS OUT	432,227	0.00	477,098	0.00	477,098	0.00	477,098	0.00
TOTAL - TRF	432,227	0.00	477,098	0.00	477,098	0.00	477,098	0.00
GRAND TOTAL	\$432,227	0.00	\$477,098	0.00	\$477,098	0.00	\$477,098	0.00
GENERAL REVENUE	\$432,227	0.00	\$477,098	0.00	\$477,098	0.00	\$477,098	0.00
FEDERAL FUNDS	\$0	0.00	\$0	0.00	\$0	0.00	\$0	0.00
OTHER FUNDS	\$0	0.00	\$0	0.00	\$0	0.00	\$0	0.00

This page was intentionally left blank.

CORE DECISION ITEM

Department of Natural Resources	Budget Unit <u>78852C</u>
Missouri Geological Survey	
Clarence Cannon Dam Payment	HB Section <u>6.330</u>

1. CORE FINANCIAL SUMMARY

	FY 2023 Budget Request				FY 2023 Governor's Recommendation				
	GR	Federal	Other	Total	GR	Fed	Other	Total	
PS	0	0	0	0	PS	0	0	0	0
EE	0	0	477,098	477,098	EE	0	0	477,098	477,098
PSD	0	0	0	0	PSD	0	0	0	0
TRF	0	0	0	0	TRF	0	0	0	0
Total	0	0	477,098	477,098	Total	0	0	477,098	477,098
FTE	0.00	0.00	0.00	0.00	FTE	0.00	0.00	0.00	0.00

Est. Fringe	0	0	0	0
--------------------	---	---	---	---

Note: Fringes budgeted in House Bill 5 except for certain fringes budgeted directly to MoDOT, Highway Patrol, and Conservation.

Est. Fringe	0	0	0	0
--------------------	---	---	---	---

Note: Fringes budgeted in House Bill 5 except for certain fringes budgeted directly to MoDOT, Highway Patrol, and Conservation.

Other Funds: Water Development Fund (0174)

2. CORE DESCRIPTION

The Water Development Fund is used to pay the cost of water supply storage, pursuant to the Clarence Cannon Water Contract. The FY 2023 budget will pay the FFY 2021 water supply storage expenses. The state's payment obligation will be completed by March 2038.

3. PROGRAM LISTING (list programs included in this core funding)

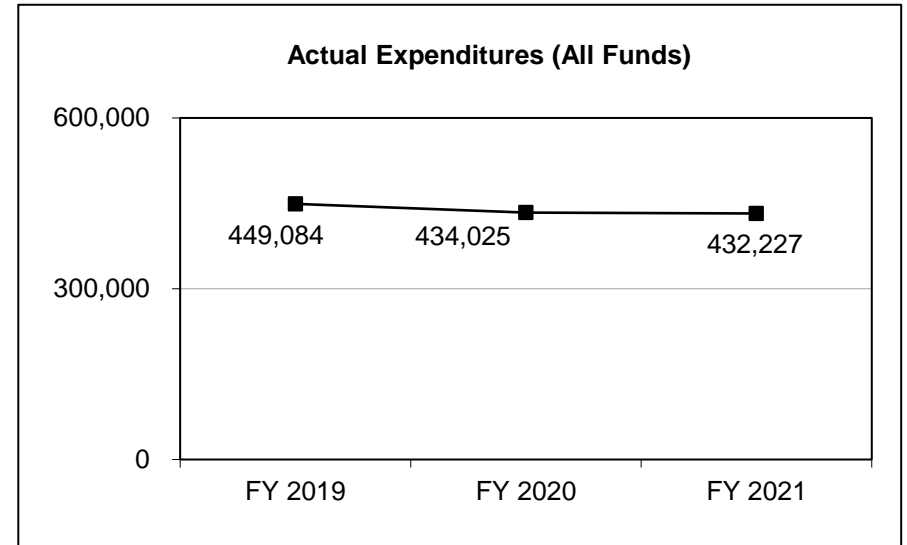
Clarence Cannon Dam

CORE DECISION ITEM

Department of Natural Resources	Budget Unit 78852C
Missouri Geological Survey	
Clarence Cannon Dam Payment	HB Section 6.330

4. FINANCIAL HISTORY

	FY 2019	FY 2020	FY 2021	FY 2022
	Actual	Actual	Actual	Current Yr.
Appropriation (All Funds)	477,098	477,098	477,098	477,098
Less Reverted (All Funds)	0	0	0	0
Less Restricted (All Funds)	0	0	0	0
Budget Authority (All Funds)	477,098	477,098	477,098	477,098
Actual Expenditures (All Funds)	449,084	434,025	432,227	N/A
Unexpended (All Funds)	28,014	43,073	44,871	N/A
Unexpended, by Fund:				
General Revenue	0	0	0	N/A
Federal	0	0	0	N/A
Other	28,014	43,073	44,871	N/A
	(1)	(1)	(1)	



Reverted includes the statutory three-percent reserve amount (when applicable).

Restricted includes any Governor's Expenditure Restrictions which remained at the end of the fiscal year (when applicable).

NOTES:

(1) Lapse is due to the actual invoice received being less than the estimated billing.

CORE RECONCILIATION DETAIL

**DEPARTMENT OF NATURAL RESOURCES
CLARENCE CANNON PAYMENT**

5. CORE RECONCILIATION DETAIL

	Budget Class	FTE	GR	Federal	Other	Total	Explanation
TAFP AFTER VETOES	EE	0.00	0	0	477,098	477,098	
	Total	0.00	0	0	477,098	477,098	
DEPARTMENT CORE REQUEST	EE	0.00	0	0	477,098	477,098	
	Total	0.00	0	0	477,098	477,098	
GOVERNOR'S RECOMMENDED CORE	EE	0.00	0	0	477,098	477,098	
	Total	0.00	0	0	477,098	477,098	

DEPARTMENT OF NATURAL RESOURCES

DECISION ITEM SUMMARY

Budget Unit								
Decision Item	FY 2021	FY 2021	FY 2022	FY 2022	FY 2023	FY 2023	FY 2023	FY 2023
Budget Object Summary	ACTUAL	ACTUAL	BUDGET	BUDGET	DEPT REQ	DEPT REQ	GOV REC	GOV REC
Fund	DOLLAR	FTE	DOLLAR	FTE	DOLLAR	FTE	DOLLAR	FTE
CLARENCE CANNON PAYMENT								
CORE								
EXPENSE & EQUIPMENT								
MO WATER DEVELOPMENT	432,227	0.00	477,098	0.00	477,098	0.00	477,098	0.00
TOTAL - EE	432,227	0.00	477,098	0.00	477,098	0.00	477,098	0.00
TOTAL	432,227	0.00	477,098	0.00	477,098	0.00	477,098	0.00
Clarence Cannon Payment Incr - 1780012								
EXPENSE & EQUIPMENT								
MO WATER DEVELOPMENT	0	0.00	0	0.00	0	0.00	190,009	0.00
TOTAL - EE	0	0.00	0	0.00	0	0.00	190,009	0.00
TOTAL	0	0.00	0	0.00	0	0.00	190,009	0.00
GRAND TOTAL	\$432,227	0.00	\$477,098	0.00	\$477,098	0.00	\$667,107	0.00

DEPARTMENT OF NATURAL RESOURCES

DECISION ITEM DETAIL

Budget Unit	FY 2021	FY 2021	FY 2022	FY 2022	FY 2023	FY 2023	FY 2023	FY 2023
Decision Item	ACTUAL	ACTUAL	BUDGET	BUDGET	DEPT REQ	DEPT REQ	GOV REC	GOV REC
Budget Object Class	DOLLAR	FTE	DOLLAR	FTE	DOLLAR	FTE	DOLLAR	FTE
CLARENCE CANNON PAYMENT								
CORE								
MISCELLANEOUS EXPENSES	432,227	0.00	477,098	0.00	477,098	0.00	477,098	0.00
TOTAL - EE	432,227	0.00	477,098	0.00	477,098	0.00	477,098	0.00
GRAND TOTAL	\$432,227	0.00	\$477,098	0.00	\$477,098	0.00	\$477,098	0.00
GENERAL REVENUE	\$0	0.00	\$0	0.00	\$0	0.00	\$0	0.00
FEDERAL FUNDS	\$0	0.00	\$0	0.00	\$0	0.00	\$0	0.00
OTHER FUNDS	\$432,227	0.00	\$477,098	0.00	\$477,098	0.00	\$477,098	0.00

PROGRAM DESCRIPTION

Department of Natural Resources

HB Section(s): 6.325, 6.330

Missouri Geological Survey

Program is found in the following core budget(s): **Clarence Cannon Dam Transfer and Payment**

1a. What strategic priority does this program address?

- Securing a reliable source of drinking water for Missourians.

1b. What does this program do?

- The U.S. Army Corps of Engineers and the State of Missouri entered into a contract in 1988 obligating the state to repay the Corps of Engineers for 20,000 acre-feet of water supply storage into the Clarence Cannon Dam and Mark Twain Lake project. The payment is limited to 3.22% interest and a portion of the overall project's operation and maintenance expenses.
- The FY 2023 budget will pay the FFY 2021 water supply storage interest and operations and maintenance expenses.
- The Clarence Cannon Wholesale Water Commission markets and develops water from the Mark Twain Lake.

2a. Provide an activity measure(s) for the program.

The water supply contract between the U.S. Army Corps of Engineers, the State of Missouri, and the Clarence Cannon Wholesale Water Commission (CCWWC) is executed in compliance with appropriate Federal and State statutes.

The Clarence Cannon Wholesale Water Commission (CCWWC) serves an estimated 79,037 citizens; 72,849 buy directly from CCWWC and another 6,188 buy from secondary water supply systems which purchase from CCWWC.

2b. Provide a measure(s) of the program's quality.

Not available

2c. Provide a measure(s) of the program's impact.

Not available

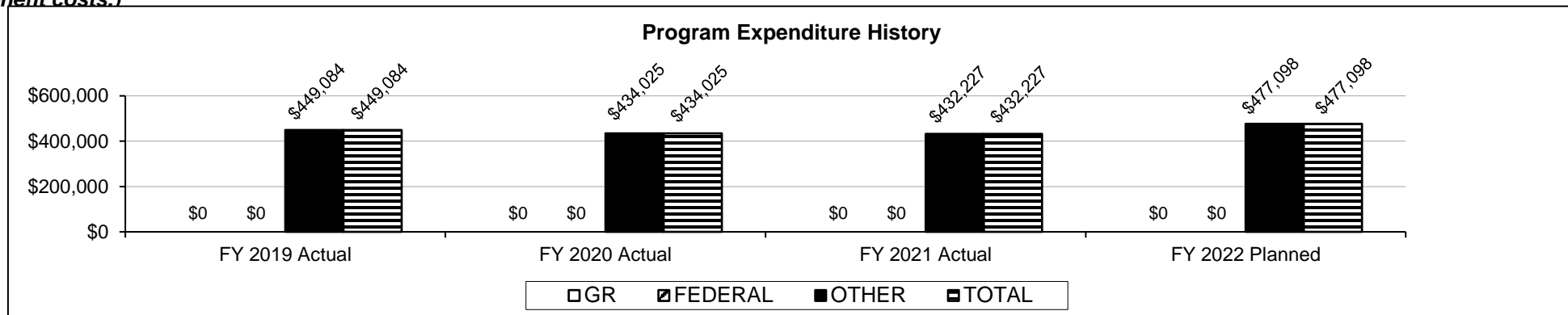
2d. Provide a measure(s) of the program's efficiency.

Not available

PROGRAM DESCRIPTION

Department of Natural Resources **HB Section(s): 6.325, 6.330**
Missouri Geological Survey
Program is found in the following core budget(s): Clarence Cannon Dam Transfer and Payment

3. Provide actual expenditures for the prior three fiscal years and planned expenditures for the current fiscal year. (Note: Amounts do not include fringe benefit costs.)



FY 2022 Planned is shown at full appropriation.

4. What are the sources of the "Other " funds?

Water Development Fund (0174)

Cash is transferred from General Revenue to the Water Development Fund for payment to the Corps of Engineers.

5. What is the authorization for this program, i.e., federal or state statute, etc.? (Include the federal program number, if applicable.)

Water Supply Act of 1958 (1958 WSA; P.L. 85-500; 72 Stat. 319; 43 U.S.C. 390b)

Section 256.290, RSMo

Missouri Water Development Fund

Sections 393.700-770, RSMo

Clarence Cannon Wholesale Water Commission

6. Are there federal matching requirements? If yes, please explain.

No

7. Is this a federally mandated program? If yes, please explain.

The state has entered into a contract with U.S. Army Corps of Engineers to secure future water supply.

This page was intentionally left blank.

NEW DECISION ITEM

RANK: 999 OF 999

Department of Natural Resources	Budget Unit <u>78851C</u>
Missouri Geological Survey	
Clarence Cannon Dam Transfer Increase DI# 1780011	HB Section <u>6.325</u>

1. AMOUNT OF REQUEST

	FY 2023 Budget Request				FY 2023 Governor's Recommendation				
	GR	Federal	Other	Total	GR	Federal	Other	Total	
PS	0	0	0	0	PS	0	0	0	0
EE	0	0	0	0	EE	0	0	0	0
PSD	0	0	0	0	PSD	0	0	0	0
TRF	0	0	0	0	TRF	190,009	0	0	190,009
Total	0	0	0	0	Total	190,009	0	0	190,009
FTE	0.00	0.00	0.00	0.00	FTE	0.00	0.00	0.00	0.00

Est. Fringe	0	0	0	0
--------------------	---	---	---	---

Note: Fringes budgeted in House Bill 5 except for certain fringes budgeted directly to MoDOT, Highway Patrol, and Conservation.

Est. Fringe	0	0	0	0
--------------------	---	---	---	---

Note: Fringes budgeted in House Bill 5 except for certain fringes budgeted directly to MoDOT, Highway Patrol, and Conservation.

Other Funds: Not applicable
 Non-Counts: Not applicable

2. THIS REQUEST CAN BE CATEGORIZED AS:

<input type="checkbox"/> New Legislation	<input type="checkbox"/> New Program	<input type="checkbox"/> Fund Switch
<input type="checkbox"/> Federal Mandate	<input type="checkbox"/> Program Expansion	<input checked="" type="checkbox"/> Cost to Continue
<input type="checkbox"/> GR Pick-Up	<input type="checkbox"/> Space Request	<input type="checkbox"/> Equipment Replacement
<input type="checkbox"/> Pay Plan	<input type="checkbox"/> Other: _____	

NEW DECISION ITEM

RANK: 999 OF 999

<u>Department of Natural Resources</u>	<u>Budget Unit 78851C</u>
<u>Missouri Geological Survey</u>	
<u>Clarence Cannon Dam Transfer Increase</u> <u>DI# 1780011</u>	<u>HB Section 6.325</u>

3. WHY IS THIS FUNDING NEEDED? PROVIDE AN EXPLANATION FOR ITEMS CHECKED IN #2. INCLUDE THE FEDERAL OR STATE STATUTORY OR CONSTITUTIONAL AUTHORIZATION FOR THIS PROGRAM.

Based upon the Corps' December 2021 final bill amount, additional one-time transfer authority (with payment authority in a separate NDI) is needed in SFY 2023 for the state to pay its obligation to the Corps of Engineers for the cost of FFY 2021 water supply storage pursuant to the Clarence Cannon Water Contract. The increase is a result of increasing O&M expenses resulting from flooding/prolonged high water. This is the transfer from General Revenue to the Water Development Fund from which the payment is made.

The Department received a final bill amount of \$667,106.95. The final invoice will be generated on July 1, 2022, with the payment due by August 14, 2022.

In addition, the State of Missouri, Clarence Cannon Wholesale Water Commission (CCWWC), and the St. Louis District Corps of Engineers are currently renegotiating our contracts. With these changes, we anticipate our future payments may be reduced.

Water Supply Act of 1958 (1958 WSA; P.L. 85-500; 72 Stat. 319; 43 U.S.C. 390b)
Section 256.290, RSMo, Missouri Water Development Fund
Sections 393.700-770, RSMo, Clarence Cannon Wholesale Water Commission

4. DESCRIBE THE DETAILED ASSUMPTIONS USED TO DERIVE THE SPECIFIC REQUESTED AMOUNT. (How did you determine that the requested number of FTE were appropriate? From what source or standard did you derive the requested levels of funding? Were alternatives such as outsourcing or automation considered? If based on new legislation, does request tie to TAFP fiscal note? If not, explain why. Detail which portions of the request are one-times and how those amounts were calculated.)

SFY 2023 Amount for FFY 2021 Water Storage: \$667,107
Less Clarence Cannon Dam Transfer Core: -\$477,098
Additional Need: \$190,009

NEW DECISION ITEM
RANK: 999 OF 999

Department of Natural Resources	Budget Unit <u>78851C</u>
Missouri Geological Survey	
Clarence Cannon Dam Transfer Increase DI# 1780011	HB Section <u>6.325</u>

5. BREAK DOWN THE REQUEST BY BUDGET OBJECT CLASS, JOB CLASS, AND FUND SOURCE. IDENTIFY ONE-TIME COSTS.

Budget Object Class/Job Class	Dept Req GR DOLLARS	Dept Req GR FTE	Dept Req FED DOLLARS	Dept Req FED FTE	Dept Req OTHER DOLLARS	Dept Req OTHER FTE	Dept Req TOTAL DOLLARS	Dept Req TOTAL FTE	Dept Req One-Time DOLLARS
							0	0.00	
Total PS	0	0.0	0	0.0	0	0.00	0	0.00	0
Total EE	0		0		0		0		0
Program Distributions							0		
Total PSD	0		0		0		0		0
Transfers							0		
Total TRF	0		0		0		0		0
Grand Total	0	0.0	0	0.0	0	0.00	0	0.00	0

NEW DECISION ITEM

RANK: 999 OF 999

Department of Natural Resources		Budget Unit <u>78851C</u>							
Missouri Geological Survey		HB Section <u>6.325</u>							
Clarence Cannon Dam Transfer Increase		DI# <u>1780011</u>							
Budget Object Class/Job Class	Gov Rec GR DOLLARS	Gov Rec GR FTE	Gov Rec FED DOLLARS	Gov Rec FED FTE	Gov Rec OTHER DOLLARS	Gov Rec OTHER FTE	Gov Rec TOTAL DOLLARS	Gov Rec TOTAL FTE	Gov Rec One-Time DOLLARS
Total PS	0	0.0	0	0.0	0	0.00	0	0.00	0
Total EE	0		0		0		0		0
Program Distributions							0		
Total PSD	0		0		0		0		0
820/Transfers	190,009						190,009		190,009
Total TRF	190,009		0		0		190,009		190,009
Grand Total	190,009	0.0	0	0.0	0	0.0	190,009	0.0	190,009

NEW DECISION ITEM

RANK: 999 OF 999

Department of Natural Resources	Budget Unit <u>78851C</u>
Missouri Geological Survey	
Clarence Cannon Dam Transfer Increase <u>DI# 1780011</u>	HB Section <u>6.325</u>

6. PERFORMANCE MEASURES (If new decision item has an associated core, separately identify projected performance with & without additional funding.)

6a. Provide an activity measure(s) for the program.
The water supply contract between the U.S. Army Corps of Engineers, the State of Missouri, and the Clarence Cannon Wholesale Water Commission (CCWWC) is executed in compliance with appropriate Federal and State statutes.

The Clarence Cannon Wholesale Water Commission (CCWWC) serves an estimated 79,037 citizens; 72,849 buy directly from CCWWC and another 6,188 buy from secondary water supply systems which purchase from

6b. Provide a measure(s) of the program's quality.
Not available

6c. Provide a measure(s) of the program's impact.
Not available

6d. Provide a measure(s) of the program's efficiency.
Not available

7. STRATEGIES TO ACHIEVE THE PERFORMANCE MEASUREMENT TARGETS:

Not available

DEPARTMENT OF NATURAL RESOURCES

DECISION ITEM DETAIL

Budget Unit	FY 2021	FY 2021	FY 2022	FY 2022	FY 2023	FY 2023	FY 2023	FY 2023
Decision Item	ACTUAL	ACTUAL	BUDGET	BUDGET	DEPT REQ	DEPT REQ	GOV REC	GOV REC
Budget Object Class	DOLLAR	FTE	DOLLAR	FTE	DOLLAR	FTE	DOLLAR	FTE
CLARENCE CANNON TRANSFER								
Clarence Cannon Transfer - 1780011								
TRANSFERS OUT	0	0.00	0	0.00	0	0.00	190,009	0.00
TOTAL - TRF	0	0.00	0	0.00	0	0.00	190,009	0.00
GRAND TOTAL	\$0	0.00	\$0	0.00	\$0	0.00	\$190,009	0.00
GENERAL REVENUE	\$0	0.00	\$0	0.00	\$0	0.00	\$190,009	0.00
FEDERAL FUNDS	\$0	0.00	\$0	0.00	\$0	0.00	\$0	0.00
OTHER FUNDS	\$0	0.00	\$0	0.00	\$0	0.00	\$0	0.00

NEW DECISION ITEM

RANK: 999 OF 999

Department of Natural Resources	Budget Unit <u>78852C</u>
Missouri Geological Survey	
Clarence Cannon Dam Payment Increase DI# 1780012	HB Section <u>6.330</u>

1. AMOUNT OF REQUEST

	FY 2023 Budget Request			
	GR	Federal	Other	Total
PS	0	0	0	0
EE	0	0	0	0
PSD	0	0	0	0
TRF	0	0	0	0
Total	0	0	0	0
FTE	0.00	0.00	0.00	0.00

	FY 2023 Governor's Recommendation			
	GR	Federal	Other	Total
PS	0	0	0	0
EE	0	0	190,009	190,009
PSD	0	0	0	0
TRF	0	0	0	0
Total	0	0	190,009	190,009
FTE	0.00	0.00	0.00	0.00

Est. Fringe	0	0	0	0
--------------------	---	---	---	---

Note: Fringes budgeted in House Bill 5 except for certain fringes budgeted directly to MoDOT, Highway Patrol, and Conservation.

Est. Fringe	0	0	0	0
--------------------	---	---	---	---

Note: Fringes budgeted in House Bill 5 except for certain fringes budgeted directly to MoDOT, Highway Patrol, and Conservation.

Other Funds: Water Development Fund (0174)
 Non-Counts: Water Development Fund (0174)

2. THIS REQUEST CAN BE CATEGORIZED AS:

<input type="checkbox"/> New Legislation	<input type="checkbox"/> New Program	<input type="checkbox"/> Fund Switch
<input type="checkbox"/> Federal Mandate	<input type="checkbox"/> Program Expansion	<input checked="" type="checkbox"/> Cost to Continue
<input type="checkbox"/> GR Pick-Up	<input type="checkbox"/> Space Request	<input type="checkbox"/> Equipment Replacement
<input type="checkbox"/> Pay Plan	<input type="checkbox"/> Other: _____	

NEW DECISION ITEM

RANK: 999 OF 999

Department of Natural Resources	Budget Unit <u>78852C</u>
Missouri Geological Survey	
Clarence Cannon Dam Payment Increase DI# 1780012	HB Section <u>6.330</u>

3. WHY IS THIS FUNDING NEEDED? PROVIDE AN EXPLANATION FOR ITEMS CHECKED IN #2. INCLUDE THE FEDERAL OR STATE STATUTORY OR CONSTITUTIONAL AUTHORIZATION FOR THIS PROGRAM.

Based upon the Corps' December 2021 final bill amount, additional one-time payment authority (with transfer authority in a separate NDI) is needed in SFY 2023 for the state to pay its obligation to the Corps of Engineers for the cost of FFY 2021 water supply storage pursuant to the Clarence Cannon Water Contract. The increase is a result of increasing O&M expenses resulting from flooding/prolonged high water. This is the appropriation from the Water Development Fund from which the payment is made.

The Department received a final bill amount of \$667,106.95. The final invoice will be generated on July 1, 2022, with the payment due by August 14, 2022.

In addition, the State of Missouri, Clarence Cannon Wholesale Water Commission (CCWWC), and the St. Louis District Corps of Engineers are currently renegotiating our contracts. With these changes, we anticipate our future payments may be reduced.

Water Supply Act of 1958 (1958 WSA; P.L. 85-500; 72 Stat. 319; 43 U.S.C. 390b)
 Section 256.290, RSMo, Missouri Water Development Fund
 Sections 393.700-770, RSMo, Clarence Cannon Wholesale Water Commission

4. DESCRIBE THE DETAILED ASSUMPTIONS USED TO DERIVE THE SPECIFIC REQUESTED AMOUNT. (How did you determine that the requested number of FTE were appropriate? From what source or standard did you derive the requested levels of funding? Were alternatives such as outsourcing or automation considered? If based on new legislation, does request tie to TAFP fiscal note? If not, explain why. Detail which portions of the request are one-times and how those amounts were calculated.)

SFY 2023 Amount for FFY 2021 Water Storage:	\$667,107
Less Clarence Cannon Dam Payment Core:	<u>-\$477,098</u>
Additional Need:	\$190,009

NEW DECISION ITEM

RANK: 999 OF 999

Department of Natural Resources	Budget Unit <u>78852C</u>
Missouri Geological Survey	
Clarence Cannon Dam Payment Increase DI# 1780012	HB Section <u>6.330</u>

5. BREAK DOWN THE REQUEST BY BUDGET OBJECT CLASS, JOB CLASS, AND FUND SOURCE. IDENTIFY ONE-TIME COSTS.

Budget Object Class/Job Class	Dept Req GR DOLLARS	Dept Req GR FTE	Dept Req FED DOLLARS	Dept Req FED FTE	Dept Req OTHER DOLLARS	Dept Req OTHER FTE	Dept Req TOTAL DOLLARS	Dept Req TOTAL FTE	Dept Req One-Time DOLLARS
							0	0.00	
Total PS	0	0.0	0	0.0	0	0.00	0	0.00	0
Total EE	0		0		0		0		0
Program Distributions							0		
Total PSD	0		0		0		0		0
Transfers							0		
Total TRF	0		0		0		0		0
Grand Total	0	0.0	0	0.0	0	0.00	0	0.00	0

NEW DECISION ITEM

RANK: 999 OF 999

Department of Natural Resources		Budget Unit <u>78852C</u>								
Missouri Geological Survey		HB Section <u>6.330</u>								
Clarence Cannon Dam Payment Increase		DI# <u>1780012</u>								
Budget Object Class/Job Class	Gov Rec GR DOLLARS	Gov Rec GR FTE	Gov Rec FED DOLLARS	Gov Rec FED FTE	Gov Rec OTHER DOLLARS	Gov Rec OTHER FTE	Gov Rec TOTAL DOLLARS	Gov Rec TOTAL FTE	Gov Rec One-Time DOLLARS	
Total PS	<u>0</u>	<u>0.0</u>	<u>0</u>	<u>0.0</u>	<u>0</u>	<u>0.00</u>	<u>0</u>	<u>0.00</u>	<u>0</u>	
740/Miscellaneous Expenses					190,009		190,009		190,009	
Total EE	<u>0</u>		<u>0</u>		<u>190,009</u>		<u>190,009</u>		<u>190,009</u>	
Program Distributions							0			
Total PSD	<u>0</u>		<u>0</u>		<u>0</u>		<u>0</u>		<u>0</u>	
Total TRF	<u>0</u>		<u>0</u>		<u>0</u>		<u>0</u>		<u>0</u>	
Grand Total	<u>0</u>	<u>0.0</u>	<u>0</u>	<u>0.0</u>	<u>190,009</u>	<u>0.0</u>	<u>190,009</u>	<u>0.0</u>	<u>190,009</u>	

NEW DECISION ITEM

RANK: 999 OF 999

Department of Natural Resources	Budget Unit <u>78852C</u>
Missouri Geological Survey	
Clarence Cannon Dam Payment Increase	DI# <u>1780012</u>
	HB Section <u>6.330</u>

6. PERFORMANCE MEASURES (If new decision item has an associated core, separately identify projected performance with & without additional funding.)

6a. Provide an activity measure(s) for the program.
The water supply contract between the U.S. Army Corps of Engineers, the State of Missouri, and the Clarence Cannon Wholesale Water Commission (CCWWC) is executed in compliance with appropriate Federal and State statutes.

The Clarence Cannon Wholesale Water Commission (CCWWC) serves an estimated 79,037 citizens; 72,849 buy directly from CCWWC and another 6,188 buy from secondary water supply systems which purchase from

6b. Provide a measure(s) of the program's quality.
Not available

6c. Provide a measure(s) of the program's impact.
Not available

6d. Provide a measure(s) of the program's efficiency.
Not available

7. STRATEGIES TO ACHIEVE THE PERFORMANCE MEASUREMENT TARGETS:

Not available

DEPARTMENT OF NATURAL RESOURCES

DECISION ITEM DETAIL

Budget Unit	FY 2021	FY 2021	FY 2022	FY 2022	FY 2023	FY 2023	FY 2023	FY 2023
Decision Item	ACTUAL	ACTUAL	BUDGET	BUDGET	DEPT REQ	DEPT REQ	GOV REC	GOV REC
Budget Object Class	DOLLAR	FTE	DOLLAR	FTE	DOLLAR	FTE	DOLLAR	FTE
CLARENCE CANNON PAYMENT								
Clarence Cannon Payment Incr - 1780012								
MISCELLANEOUS EXPENSES	0	0.00	0	0.00	0	0.00	190,009	0.00
TOTAL - EE	0	0.00	0	0.00	0	0.00	190,009	0.00
GRAND TOTAL	\$0	0.00	\$0	0.00	\$0	0.00	\$190,009	0.00
GENERAL REVENUE	\$0	0.00	\$0	0.00	\$0	0.00	\$0	0.00
FEDERAL FUNDS	\$0	0.00	\$0	0.00	\$0	0.00	\$0	0.00
OTHER FUNDS	\$0	0.00	\$0	0.00	\$0	0.00	\$190,009	0.00

CORE DECISION ITEM

Department of Natural Resources	Budget Unit <u>78210C</u>
Division of Energy	
Energy Operations Core	HB Section <u>6.340</u>

1. CORE FINANCIAL SUMMARY

	FY 2023 Budget Request			
	GR	Federal	Other	Total
PS	0	1,265,498	877,973	2,143,471
EE	0	434,299	174,580	608,879
PSD	0	0	0	0
Total	0	1,699,797	1,052,553	2,752,350
FTE	0.00	21.90	14.10	36.00

	FY 2023 Governor's Recommendation			
	GR	Fed	Other	Total
PS	0	1,265,498	877,973	2,143,471
EE	0	434,299	174,580	608,879
PSD	0	0	0	0
Total	0	1,699,797	1,052,553	2,752,350
FTE	0.00	21.90	14.10	36.00

Est. Fringe	0	759,299	526,784	1,286,083
--------------------	---	---------	---------	-----------

Note: Fringes budgeted in House Bill 5 except for certain fringes budgeted directly to MoDOT, Highway Patrol, and Conservation.

Est. Fringe	0	759,299	526,784	1,286,083
--------------------	---	---------	---------	-----------

Note: Fringes budgeted in House Bill 5 except for certain fringes budgeted directly to MoDOT, Highway Patrol, and Conservation.

Other Funds: Energy Set-Aside Fund (0667); Energy Futures Fund (0935)

2. CORE DESCRIPTION

The Division of Energy advances the efficient use of diverse energy resources through financial and technical assistance and education. The Division operates as the designated State Energy Office, directing the use of federal State Energy Program funds to support state-led energy initiatives.

Division staff members support business and community development and the use of diverse in-state resources and energy efficiency through interaction with utility companies, Public Service Commission staff, the Department of Natural Resources' environmental programs, and the Department of Economic Development's business expansion and attraction operations. Division staff also support the increased use and innovative development of bioenergy solutions, as well as market research and demonstration projects that advance the use of reliable and affordable domestic energy resources and technologies.

The division's pass-through authority is located in a separate core decision item form.

CORE DECISION ITEM

Department of Natural Resources
Division of Energy
Energy Operations Core

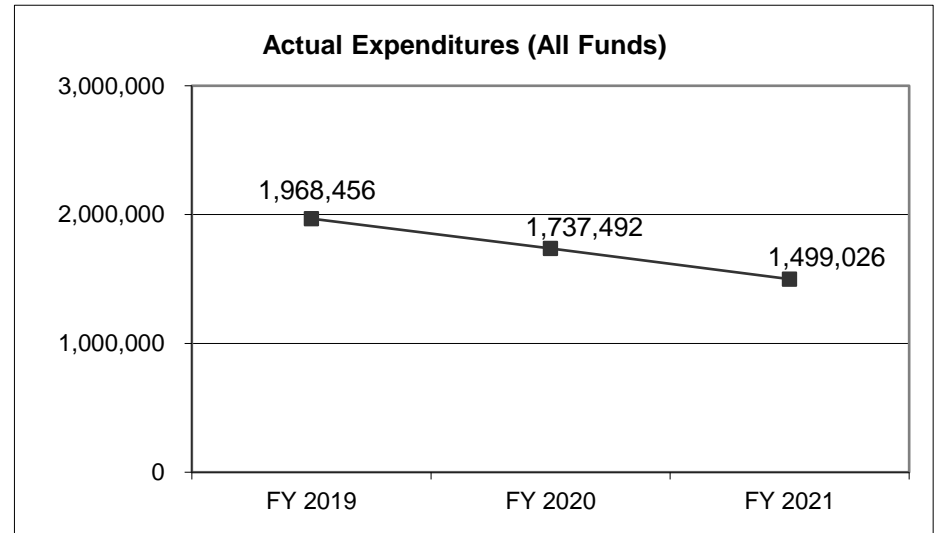
Budget Unit 78210C
HB Section 6.340

3. PROGRAM LISTING (list programs included in this core funding)

Division of Energy Operating

4. FINANCIAL HISTORY

	FY 2019 Actual	FY 2020 Actual	FY 2021 Actual	FY 2022 Current Yr.
Appropriation (All Funds)	2,804,367	2,861,543	2,868,177	2,752,350
Less Reverted (All Funds)	0	0	0	0
Less Restricted (All Funds)	0	0	0	0
Budget Authority (All Funds)	2,804,367	2,861,543	2,868,177	2,752,350
Actual Expenditures (All Funds)	1,968,456	1,737,492	1,499,026	N/A
Unexpended (All Funds)	835,911	1,124,051	1,369,151	N/A
Unexpended, by Fund:				
General Revenue	0	0	0	N/A
Federal	672,316	996,658	843,180	N/A
Other	163,595	127,393	525,971	N/A
	(1)	(1)	(1)	



Reverted includes the statutory three-percent reserve amount (when applicable).

Restricted includes any Governor's Expenditure Restrictions which remained at the end of the fiscal year (when applicable).

NOTES:

(1) The Department continues to review operating expenditures to be efficient and effective with state resources.

CORE RECONCILIATION DETAIL

**DEPARTMENT OF NATURAL RESOURCES
ENERGY DIV OPERATIONS**

5. CORE RECONCILIATION DETAIL

				Budget Class	FTE	GR	Federal	Other	Total	Explanation
TAFP AFTER VETOES										
				PS	36.00	0	1,265,498	877,973	2,143,471	
				EE	0.00	0	434,299	174,580	608,879	
				Total	36.00	0	1,699,797	1,052,553	2,752,350	
DEPARTMENT CORE ADJUSTMENTS										
Core Reallocation	618	3294		PS	(0.00)	0	0	0		0 Core reallocations will more closely align the budget with planned spending.
Core Reallocation	618	6784		PS	0.00	0	0	0		0 Core reallocations will more closely align the budget with planned spending.
Core Reallocation	618	2702		PS	(0.00)	0	0	0		0 Core reallocations will more closely align the budget with planned spending.
				NET DEPARTMENT CHANGES	(0.00)	0	0	0	0	0
DEPARTMENT CORE REQUEST										
				PS	36.00	0	1,265,498	877,973	2,143,471	
				EE	0.00	0	434,299	174,580	608,879	
				Total	36.00	0	1,699,797	1,052,553	2,752,350	
GOVERNOR'S RECOMMENDED CORE										
				PS	36.00	0	1,265,498	877,973	2,143,471	
				EE	0.00	0	434,299	174,580	608,879	
				Total	36.00	0	1,699,797	1,052,553	2,752,350	

DEPARTMENT OF NATURAL RESOURCES

DECISION ITEM SUMMARY

Budget Unit

Decision Item Budget Object Summary Fund	FY 2021 ACTUAL DOLLAR	FY 2021 ACTUAL FTE	FY 2022 BUDGET DOLLAR	FY 2022 BUDGET FTE	FY 2023 DEPT REQ DOLLAR	FY 2023 DEPT REQ FTE	FY 2023 GOV REC DOLLAR	FY 2023 GOV REC FTE
ENERGY DIV OPERATIONS								
CORE								
PERSONAL SERVICES								
DEPT NATURAL RESOURCES	934,936	17.55	1,265,498	21.90	1,265,498	21.90	1,265,498	21.90
DNR COST ALLOCATION	0	0.00	66,833	0.84	66,833	0.84	66,833	0.84
ENERGY SET-ASIDE PROGRAM	392,365	6.64	731,294	11.68	731,294	11.68	731,294	11.68
ENERGY FUTURES FUND	6,719	0.11	79,846	1.58	79,846	1.58	79,846	1.58
TOTAL - PS	1,334,020	24.30	2,143,471	36.00	2,143,471	36.00	2,143,471	36.00
EXPENSE & EQUIPMENT								
DEPT NATURAL RESOURCES	138,572	0.00	434,299	0.00	434,299	0.00	434,299	0.00
ENERGY SET-ASIDE PROGRAM	23,887	0.00	154,580	0.00	154,580	0.00	154,580	0.00
ENERGY FUTURES FUND	2,547	0.00	20,000	0.00	20,000	0.00	20,000	0.00
TOTAL - EE	165,006	0.00	608,879	0.00	608,879	0.00	608,879	0.00
TOTAL	1,499,026	24.30	2,752,350	36.00	2,752,350	36.00	2,752,350	36.00
Pay Plan - 0000012								
PERSONAL SERVICES								
DEPT NATURAL RESOURCES	0	0.00	0	0.00	0	0.00	72,823	0.00
DNR COST ALLOCATION	0	0.00	0	0.00	0	0.00	3,712	0.00
ENERGY SET-ASIDE PROGRAM	0	0.00	0	0.00	0	0.00	44,409	0.00
ENERGY FUTURES FUND	0	0.00	0	0.00	0	0.00	4,436	0.00
TOTAL - PS	0	0.00	0	0.00	0	0.00	125,380	0.00
TOTAL	0	0.00	0	0.00	0	0.00	125,380	0.00
Pay Plan FY22-Cost to Continue - 0000013								
PERSONAL SERVICES								
DEPT NATURAL RESOURCES	0	0.00	0	0.00	12,530	0.00	12,530	0.00
DNR COST ALLOCATION	0	0.00	0	0.00	662	0.00	662	0.00
ENERGY SET-ASIDE PROGRAM	0	0.00	0	0.00	7,240	0.00	7,240	0.00

DEPARTMENT OF NATURAL RESOURCES

DECISION ITEM SUMMARY

Budget Unit								
Decision Item	FY 2021	FY 2021	FY 2022	FY 2022	FY 2023	FY 2023	FY 2023	FY 2023
Budget Object Summary	ACTUAL	ACTUAL	BUDGET	BUDGET	DEPT REQ	DEPT REQ	GOV REC	GOV REC
Fund	DOLLAR	FTE	DOLLAR	FTE	DOLLAR	FTE	DOLLAR	FTE
ENERGY DIV OPERATIONS								
Pay Plan FY22-Cost to Continue - 0000013								
PERSONAL SERVICES								
ENERGY FUTURES FUND	0	0.00	0	0.00	791	0.00	791	0.00
TOTAL - PS	0	0.00	0	0.00	21,223	0.00	21,223	0.00
TOTAL	0	0.00	0	0.00	21,223	0.00	21,223	0.00
GRAND TOTAL	\$1,499,026	24.30	\$2,752,350	36.00	\$2,773,573	36.00	\$2,898,953	36.00

FLEXIBILITY REQUEST FORM

BUDGET UNIT NUMBER: 78210C, 78220C, 78225C	DEPARTMENT: NATURAL RESOURCES
BUDGET UNIT NAME: ENERGY OPERATIONS; ENERGY EFFICIENT SERVICES; APPROPRIATED TAX CREDITS	
HOUSE BILL SECTION(S): 6.340, 6.350 & 6.355	DIVISION: ENERGY

1. Provide the amount by fund of personal service flexibility and the amount by fund of expense and equipment flexibility you are requesting in dollar and percentage terms and explain why the flexibility is needed. If flexibility is being requested among divisions, provide the amount by fund of flexibility you are requesting in dollar and percentage terms and explain why the flexibility is needed.

GOVERNOR'S RECOMMENDATION

The Division of Energy requests retention of 50% flexibility between federal and other fund operating appropriations (78210C) and new 50% flexibility between federal and other fund pass-through appropriations (78220C). Flexibility is needed to ensure our ability to immediately address any identified operational modifications to ensure the provision of the highest quality services to Missourians and will be used when needed to align appropriation authority with planned spending based on funds availability for pass-through programs.

Also included for the Wood Energy Tax Credit Program (78225C) is 3% flexibility from 6.355 to 6.415 (General Revenue) related to the Legal Expense Fund.

2. Estimate how much flexibility will be used for the budget year. How much flexibility was used in the Prior Year Budget and the Current Year Budget? Please specify the amount.

PRIOR YEAR ACTUAL AMOUNT OF FLEXIBILITY USED	CURRENT YEAR ESTIMATED AMOUNT OF FLEXIBILITY THAT WILL BE USED	BUDGET REQUEST - GOVERNOR'S REC ESTIMATED AMOUNT OF FLEXIBILITY THAT WILL BE USED
Flexibility was not used in FY 2021.	Flexibility usage is difficult to estimate at this time.	Flexibility usage is difficult to estimate at this time.

3. Please explain how flexibility was used in the prior and/or current years.

PRIOR YEAR EXPLAIN ACTUAL USE	CURRENT YEAR EXPLAIN PLANNED USE
Flexibility was not used in FY 2021.	Flexibility will allow the Department to align appropriation authority with planned spending during the fiscal year based on funds availability and will help ensure effective, responsive service delivery by Energy Operations staff.

DEPARTMENT OF NATURAL RESOURCES

DECISION ITEM DETAIL

Budget Unit	FY 2021	FY 2021	FY 2022	FY 2022	FY 2023	FY 2023	FY 2023	FY 2023
Decision Item	ACTUAL	ACTUAL	BUDGET	BUDGET	DEPT REQ	DEPT REQ	GOV REC	GOV REC
Budget Object Class	DOLLAR	FTE	DOLLAR	FTE	DOLLAR	FTE	DOLLAR	FTE
ENERGY DIV OPERATIONS								
CORE								
ACCOUNTING TECHNICIAN	1,364	0.04	0	0.00	0	0.00	0	0.00
EXECUTIVE II	1,958	0.04	0	0.00	0	0.00	0	0.00
MANAGEMENT ANALYSIS SPEC I	2,084	0.04	0	0.00	0	0.00	0	0.00
MANAGEMENT ANALYSIS SPEC II	1,869	0.04	0	0.00	0	0.00	0	0.00
PLANNER II	1,924	0.04	0	0.00	0	0.00	0	0.00
PLANNER III	6,389	0.13	0	0.00	0	0.00	0	0.00
ENVIRONMENTAL SPEC II	1,734	0.04	0	0.00	0	0.00	0	0.00
ENVIRONMENTAL SPEC III	2,005	0.04	0	0.00	0	0.00	0	0.00
ENERGY SPEC I	1,482	0.04	0	0.00	0	0.00	0	0.00
ENERGY SPEC II	3,346	0.08	0	0.00	0	0.00	0	0.00
ENERGY SPEC III	1,924	0.04	0	0.00	0	0.00	0	0.00
ENERGY ENGINEER II	2,127	0.04	0	0.00	0	0.00	0	0.00
ENERGY ENGINEER III	2,742	0.04	0	0.00	0	0.00	0	0.00
ECONOMIC DEV INCENTIVE SPC III	2,138	0.04	0	0.00	0	0.00	0	0.00
ENVIRONMENTAL MGR B1	8,628	0.12	0	0.00	0	0.00	0	0.00
FISCAL & ADMINISTRATIVE MGR B1	3,083	0.04	0	0.00	0	0.00	0	0.00
DIVISION DIRECTOR	105,060	1.00	106,110	1.00	106,110	1.00	106,110	1.00
DESIGNATED PRINCIPAL ASST DIV	135,791	2.08	195,618	3.00	195,618	3.00	195,618	3.00
LEGAL COUNSEL	0	0.00	0	0.00	18,387	0.25	18,387	0.25
MISCELLANEOUS PROFESSIONAL	19,593	0.48	73,153	0.30	73,153	0.30	73,153	0.30
SPECIAL ASST PROFESSIONAL	3,017	0.04	0	0.00	0	0.00	0	0.00
LEAD ADMIN SUPPORT ASSISTANT	0	0.00	65,722	2.00	65,722	2.00	65,722	2.00
ADMIN SUPPORT PROFESSIONAL	35,250	0.75	47,168	1.00	47,168	1.00	47,168	1.00
ADMINISTRATIVE MANAGER	49,334	0.67	0	0.00	74,000	1.00	74,000	1.00
SENIOR PROGRAM SPECIALIST	0	0.00	52,626	1.00	0	(0.00)	0	(0.00)
ASSOC RESEARCH/DATA ANALYST	87,661	1.81	313,500	4.70	365,226	5.37	365,226	5.37
RESEARCH/DATA ANALYST	191,246	3.84	262,099	4.00	262,099	4.00	262,099	4.00
RESEARCH DATA ANALYSIS SPV/MGR	70,916	0.96	74,740	1.00	74,000	1.00	74,000	1.00
PUBLIC RELATIONS COORDINATOR	0	0.00	40,348	1.00	40,348	1.00	40,348	1.00
ASSOCIATE ENGINEER	39,026	0.75	51,550	1.00	52,800	1.00	52,800	1.00
PROFESSIONAL ENGINEER	63,061	0.96	134,198	2.00	126,441	2.00	126,441	2.00
ENVIRONMENTAL PROGRAM ASST	4,563	0.12	0	0.00	0	0.00	0	0.00

DEPARTMENT OF NATURAL RESOURCES

DECISION ITEM DETAIL

Budget Unit	FY 2021	FY 2021	FY 2022	FY 2022	FY 2023	FY 2023	FY 2023	FY 2023
Decision Item	ACTUAL	ACTUAL	BUDGET	BUDGET	DEPT REQ	DEPT REQ	GOV REC	GOV REC
Budget Object Class	DOLLAR	FTE	DOLLAR	FTE	DOLLAR	FTE	DOLLAR	FTE
ENERGY DIV OPERATIONS								
CORE								
ENVIRONMENTAL PROGRAM ANALYST	113,990	2.56	212,890	4.00	212,890	4.00	212,890	4.00
ENVIRONMENTAL PROGRAM SPEC	48,356	0.95	95,024	2.00	98,246	2.00	98,246	2.00
ENVIRONMENTAL PROGRAM SPV	25,953	0.46	53,388	1.00	56,626	1.00	56,626	1.00
ENVIRONMENTAL PROGRAM MANAGER	60,436	0.96	63,695	1.00	67,000	1.00	67,000	1.00
AGENCY BUDGET SENIOR ANALYST	717	0.01	0	0.00	4,395	0.08	4,395	0.08
GRANTS ASSOCIATE	31,389	0.96	33,082	1.00	32,754	1.00	32,754	1.00
GRANTS OFFICER	63,986	1.70	76,486	2.00	70,377	2.00	70,377	2.00
GRANTS SPECIALIST	45,088	0.96	46,634	1.00	47,611	1.00	47,611	1.00
GRANTS SUPERVISOR	94,790	1.43	145,440	2.00	52,500	1.00	52,500	1.00
TOTAL - PS	1,334,020	24.30	2,143,471	36.00	2,143,471	36.00	2,143,471	36.00
TRAVEL, IN-STATE	15,200	0.00	44,299	0.00	44,299	0.00	44,299	0.00
TRAVEL, OUT-OF-STATE	0	0.00	30,523	0.00	30,523	0.00	30,523	0.00
SUPPLIES	3,015	0.00	53,398	0.00	53,398	0.00	53,398	0.00
PROFESSIONAL DEVELOPMENT	57,260	0.00	155,138	0.00	155,138	0.00	155,138	0.00
COMMUNICATION SERV & SUPP	21,857	0.00	35,697	0.00	35,697	0.00	35,697	0.00
PROFESSIONAL SERVICES	63,972	0.00	202,602	0.00	202,602	0.00	202,602	0.00
M&R SERVICES	569	0.00	18,301	0.00	18,301	0.00	18,301	0.00
COMPUTER EQUIPMENT	1,151	0.00	0	0.00	0	0.00	0	0.00
OFFICE EQUIPMENT	400	0.00	3,446	0.00	3,446	0.00	3,446	0.00
OTHER EQUIPMENT	1,332	0.00	12,384	0.00	12,384	0.00	12,384	0.00
BUILDING LEASE PAYMENTS	250	0.00	45,102	0.00	45,102	0.00	45,102	0.00
EQUIPMENT RENTALS & LEASES	0	0.00	1,000	0.00	1,000	0.00	1,000	0.00
MISCELLANEOUS EXPENSES	0	0.00	6,989	0.00	6,989	0.00	6,989	0.00
TOTAL - EE	165,006	0.00	608,879	0.00	608,879	0.00	608,879	0.00
GRAND TOTAL	\$1,499,026	24.30	\$2,752,350	36.00	\$2,752,350	36.00	\$2,752,350	36.00
GENERAL REVENUE	\$0	0.00	\$0	0.00	\$0	0.00	\$0	0.00
FEDERAL FUNDS	\$1,073,508	17.55	\$1,699,797	21.90	\$1,699,797	21.90	\$1,699,797	21.90
OTHER FUNDS	\$425,518	6.75	\$1,052,553	14.10	\$1,052,553	14.10	\$1,052,553	14.10

CORE DECISION ITEM

Department of Natural Resources	Budget Unit <u>78220C</u>
Division of Energy	
Energy Efficient Services PSD Core	HB Section <u>6.350</u>

1. CORE FINANCIAL SUMMARY

	FY 2023 Budget Request					FY 2023 Governor's Recommendation			
	GR	Federal	Other	Total		GR	Fed	Other	Total
PS	0	0	0	0	PS	0	0	0	0
EE	0	322,001	4,167,500	4,489,501	EE	0	322,001	4,167,500	4,489,501
PSD	0	20,498,651	21,832,600	42,331,251	PSD	0	20,498,651	21,832,600	42,331,251
Total	0	20,820,652	26,000,100	46,820,752	Total	0	20,820,652	26,000,100	46,820,752
FTE	0.00	0.00	0.00	0.00	FTE	0.00	0.00	0.00	0.00

Est. Fringe	0	0	0	0
--------------------	---	---	---	---

Note: Fringes budgeted in House Bill 5 except for certain fringes budgeted directly to MoDOT, Highway Patrol, and Conservation.

Est. Fringe	0	0	0	0
--------------------	---	---	---	---

Note: Fringes budgeted in House Bill 5 except for certain fringes budgeted directly to MoDOT, Highway Patrol, and Conservation.

Other Funds: Utilicare Stabilization Fund (0134); Energy Set-Aside Fund (0667); Energy Futures Fund (0935)

Core Reductions: The FY 2023 Budget Request includes a core reduction of \$1,996,764 pass-through authority and a one-time core reduction of \$50,000,000 pass-through authority.

2. CORE DESCRIPTION

The Division of Energy advances the efficient use of diverse energy resources to improve the affordability and reliability of energy services, achieve greater energy security for future generations, and balance a healthy environment with a healthy economy. Through the energy efficiency loans, grants, and services programs, the Division helps to ensure energy resilience and affordability for communities and residents by supporting local energy efficiency and renewable energy projects.

The Division's Energy Loan Program, a revolving loan fund capitalized through Petroleum Violation Escrow (PVE) funds, partners with DNR environmental programs and other governmental entities to achieve greater environmental quality and improve affordability and reliability through energy improvements. Staff also provides technical and financial assistance to state and local governments, school districts, businesses, industries, and citizens for energy improvements.

Designated as the State Weatherization Office, staff administers pass-through federal and other funds for energy efficiency and renewable energy activities. To deliver services, the Division collaborates with a broad network of subgrantees (18 local, community based agencies), utility service providers, vendors, and installers to deploy energy-efficiency programs to improve the health, safety, and comfort of income-eligible households. The program improves long-term energy affordability for client households and enables the more efficient use of public assistance dollars.

CORE DECISION ITEM

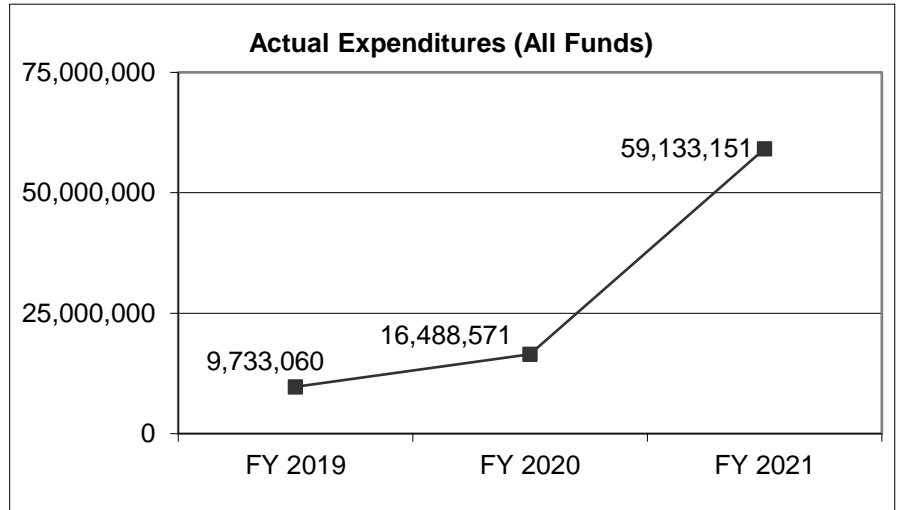
Department of Natural Resources	Budget Unit <u>78220C</u>
Division of Energy	
Energy Efficient Services PSD Core	HB Section <u>6.350</u>

3. PROGRAM LISTING (list programs included in this core funding)

Energy Efficient Services PSD

4. FINANCIAL HISTORY

	FY 2019 Actual	FY 2020 Actual	FY 2021 Actual	FY 2022 Current Yr.
Appropriation (All Funds)	39,227,900	47,627,900	99,655,832	98,817,516
Less Reverted (All Funds)	0	0	0	0
Less Restricted (All Funds)	0	0	0	0
Budget Authority (All Funds)	39,227,900	47,627,900	99,655,832	98,817,516
Actual Expenditures (All Funds)	9,733,060	16,488,571	59,133,151	N/A
Unexpended (All Funds)	29,494,840	31,139,329	40,522,681	N/A
Unexpended, by Fund:				
General Revenue	0	0	0	N/A
Federal	7,085,951	8,818,024	8,363,548	N/A
Other	22,408,889	22,321,305	32,159,133	N/A
	(1)	(1)	(1,2)	(1)



Reverted includes the statutory three-percent reserve amount (when applicable).
 Restricted includes any Governor's Expenditure Restrictions which remained at the end of the fiscal year (when applicable).

NOTES:

(1) In many cases, pass-through appropriation has been provided for encumbrance and payment of our commitments which often span multiple fiscal years causing high unexpended balances. Beginning in FY 2014, appropriations were provided for encumbrance purposes separate from expenditures. Both types of appropriations are included in the data above, therefore high unexpended balances will continue to be reflected. The FY 2022 PSD (expenditure only) appropriations are Energy Efficient Services \$19,100,900, Low Income Weatherization Assistance \$11,716,616 and Municipal Utility Relief \$50,000,000. The FY 2022 budget also includes \$18,000,000 encumbrance authority.

(2) In FY 2021, the Municipal Utility Relief Program appropriation was \$50,000,000 and expenditures totaled \$39,459,932. The \$50,000,000 appropriation will be reduced in the FY2023 budget. The corresponding \$50 million GR transfer is not reflected above.

CORE DECISION ITEM

Department of Natural Resources	Budget Unit <u>78220C</u>
Division of Energy	
Energy Efficient Services PSD Core	HB Section <u>6.350</u>

4. FINANCIAL HISTORY (continued)

The following table shows financial data for the appropriations included in this form.

	FY 2019 Actual	FY 2020 Actual	FY 2021 Actual	FY 2022 Current Yr	FY 2023 Gov Rec
Energy Efficient Services PSD	9,733,060	16,488,571	19,673,219	30,817,516	28,820,752
Municipal Utility Relief PSD	N/A	N/A	39,459,932	50,000,000	0
Energy Efficient Svcs Encumbrance	n/a - encumbrance authority must lapse			18,000,000	18,000,000
Total	9,733,060	16,488,571	59,133,151	98,817,516	46,820,752

The FY 2022 and FY2023 budgets include appropriation authority of \$18,000,000 to be used for encumbrance purposes only, which must lapse. Prior to FY 2020, Low Income Home Energy Assistance Program pass-through authority was included in the Department of Social Services' budget. Those funds were utilized to supplement Low Income Weatherization Assistance Program services.

The FY 2021 and FY 2022 budgets include appropriation authority of \$50,000,000 for the Municipal Utility Emergency Loan Program (MUELP) which provides zero-interest loans, to be repaid within 5 years, to natural gas and electricity municipal utilities and municipal utilities' commissions for increased costs due to the February 2021 extreme winter weather event. House Bill 15 was signed into law on May 13, 2021. The MUELP began accepting applications on June 2, 2021 and, as of June 30, 2021, expended \$39,459,932.

CORE RECONCILIATION DETAIL

**DEPARTMENT OF NATURAL RESOURCES
ENERGY EFFICIENT SERVICES**

5. CORE RECONCILIATION DETAIL

	Budget Class	FTE	GR	Federal	Other	Total	Explanation
TAFP AFTER VETOES							
	EE	0.00	0	322,001	4,167,500	4,489,501	
	PD	0.00	0	22,495,415	21,832,600	44,328,015	
	Total	0.00	0	22,817,416	26,000,100	48,817,516	
DEPARTMENT CORE ADJUSTMENTS							
Core Reduction	620 6852 PD	0.00	0	(1,996,764)	0	(1,996,764)	Core reduction of one-time federal stimulus authority.
NET DEPARTMENT CHANGES		0.00	0	(1,996,764)	0	(1,996,764)	
DEPARTMENT CORE REQUEST							
	EE	0.00	0	322,001	4,167,500	4,489,501	
	PD	0.00	0	20,498,651	21,832,600	42,331,251	
	Total	0.00	0	20,820,652	26,000,100	46,820,752	
GOVERNOR'S RECOMMENDED CORE							
	EE	0.00	0	322,001	4,167,500	4,489,501	
	PD	0.00	0	20,498,651	21,832,600	42,331,251	
	Total	0.00	0	20,820,652	26,000,100	46,820,752	

CORE RECONCILIATION DETAIL

**DEPARTMENT OF NATURAL RESOURCES
MUNICIPAL UTILITY RELIEF**

5. CORE RECONCILIATION DETAIL

	Budget Class	FTE	GR	Federal	Other	Total	Explanation
TAFP AFTER VETOES							
	PD	0.00	0	0	50,000,000	50,000,000	
	Total	0.00	0	0	50,000,000	50,000,000	
DEPARTMENT CORE ADJUSTMENTS							
1x Expenditures	622 8138	PD	0.00	0	(50,000,000)	(50,000,000)	Core reduction of FY 2022 one-time authority.
NET DEPARTMENT CHANGES		0.00	0	0	(50,000,000)	(50,000,000)	
DEPARTMENT CORE REQUEST							
	PD	0.00	0	0	0	0	
	Total	0.00	0	0	0	0	
GOVERNOR'S RECOMMENDED CORE							
	PD	0.00	0	0	0	0	
	Total	0.00	0	0	0	0	

DEPARTMENT OF NATURAL RESOURCES

DECISION ITEM SUMMARY

Budget Unit								
Decision Item	FY 2021	FY 2021	FY 2022	FY 2022	FY 2023	FY 2023	FY 2023	FY 2023
Budget Object Summary	ACTUAL	ACTUAL	BUDGET	BUDGET	DEPT REQ	DEPT REQ	GOV REC	GOV REC
Fund	DOLLAR	FTE	DOLLAR	FTE	DOLLAR	FTE	DOLLAR	FTE
ENERGY EFFICIENT SERVICES								
CORE								
EXPENSE & EQUIPMENT								
DEPT NATURAL RESOURCES	73,255	0.00	322,001	0.00	322,001	0.00	322,001	0.00
ENERGY SET-ASIDE PROGRAM	0	0.00	3,067,500	0.00	3,067,500	0.00	3,067,500	0.00
ENERGY FUTURES FUND	10,860	0.00	1,100,000	0.00	1,100,000	0.00	1,100,000	0.00
TOTAL - EE	84,115	0.00	4,489,501	0.00	4,489,501	0.00	4,489,501	0.00
PROGRAM-SPECIFIC								
DEPT NATURAL RESOURCES	12,276,964	0.00	20,498,651	0.00	20,498,651	0.00	20,498,651	0.00
DNR FEDERAL STIMULUS	1,816,965	0.00	1,996,764	0.00	0	0.00	0	0.00
UTILICARE STABILIZATION	0	0.00	100	0.00	100	0.00	100	0.00
ENERGY SET-ASIDE PROGRAM	5,495,175	0.00	18,932,500	0.00	18,932,500	0.00	18,932,500	0.00
ENERGY FUTURES FUND	0	0.00	2,900,000	0.00	2,900,000	0.00	2,900,000	0.00
TOTAL - PD	19,589,104	0.00	44,328,015	0.00	42,331,251	0.00	42,331,251	0.00
TOTAL	19,673,219	0.00	48,817,516	0.00	46,820,752	0.00	46,820,752	0.00
Small Ag Grnts & Energy Audits - 1780005								
PROGRAM-SPECIFIC								
ENERGY FUTURES FUND	0	0.00	0	0.00	2,000,000	0.00	2,000,000	0.00
TOTAL - PD	0	0.00	0	0.00	2,000,000	0.00	2,000,000	0.00
TOTAL	0	0.00	0	0.00	2,000,000	0.00	2,000,000	0.00
Low Income Weatherization - 1780007								
PROGRAM-SPECIFIC								
DNR FEDERAL STIM 2021 FUND	0	0.00	0	0.00	10,384,342	0.00	10,384,342	0.00
TOTAL - PD	0	0.00	0	0.00	10,384,342	0.00	10,384,342	0.00
TOTAL	0	0.00	0	0.00	10,384,342	0.00	10,384,342	0.00
GRAND TOTAL	\$19,673,219	0.00	\$48,817,516	0.00	\$59,205,094	0.00	\$59,205,094	0.00

DEPARTMENT OF NATURAL RESOURCES

DECISION ITEM SUMMARY

Budget Unit								
Decision Item	FY 2021	FY 2021	FY 2022	FY 2022	FY 2023	FY 2023	FY 2023	FY 2023
Budget Object Summary	ACTUAL	ACTUAL	BUDGET	BUDGET	DEPT REQ	DEPT REQ	GOV REC	GOV REC
Fund	DOLLAR	FTE	DOLLAR	FTE	DOLLAR	FTE	DOLLAR	FTE
MUNICIPAL UTILITY RLF TRANSFER								
CORE								
FUND TRANSFERS								
GENERAL REVENUE	50,000,000	0.00	0	0.00	0	0.00	0	0.00
TOTAL - TRF	50,000,000	0.00	0	0.00	0	0.00	0	0.00
TOTAL	50,000,000	0.00	0	0.00	0	0.00	0	0.00
Muni Util Relief Repymts to GR - 1780009								
FUND TRANSFERS								
UTILITY REVOLVING FUND	0	0.00	0	0.00	21,340,068	0.00	21,340,068	0.00
TOTAL - TRF	0	0.00	0	0.00	21,340,068	0.00	21,340,068	0.00
TOTAL	0	0.00	0	0.00	21,340,068	0.00	21,340,068	0.00
GRAND TOTAL	\$50,000,000	0.00	\$0	0.00	\$21,340,068	0.00	\$21,340,068	0.00

DEPARTMENT OF NATURAL RESOURCES

DECISION ITEM SUMMARY

Budget Unit								
Decision Item	FY 2021	FY 2021	FY 2022	FY 2022	FY 2023	FY 2023	FY 2023	FY 2023
Budget Object Summary	ACTUAL	ACTUAL	BUDGET	BUDGET	DEPT REQ	DEPT REQ	GOV REC	GOV REC
Fund	DOLLAR	FTE	DOLLAR	FTE	DOLLAR	FTE	DOLLAR	FTE
MUNICIPAL UTILITY RELIEF								
CORE								
PROGRAM-SPECIFIC								
UTILITY REVOLVING FUND	39,459,932	0.00	50,000,000	0.00	0	0.00	0	0.00
TOTAL - PD	39,459,932	0.00	50,000,000	0.00	0	0.00	0	0.00
TOTAL	39,459,932	0.00	50,000,000	0.00	0	0.00	0	0.00
GRAND TOTAL	\$39,459,932	0.00	\$50,000,000	0.00	\$0	0.00	\$0	0.00

DEPARTMENT OF NATURAL RESOURCES

DECISION ITEM DETAIL

Budget Unit	FY 2021	FY 2021	FY 2022	FY 2022	FY 2023	FY 2023	FY 2023	FY 2023
Decision Item	ACTUAL	ACTUAL	BUDGET	BUDGET	DEPT REQ	DEPT REQ	GOV REC	GOV REC
Budget Object Class	DOLLAR	FTE	DOLLAR	FTE	DOLLAR	FTE	DOLLAR	FTE
ENERGY EFFICIENT SERVICES								
CORE								
SUPPLIES	0	0.00	5,000	0.00	5,000	0.00	5,000	0.00
PROFESSIONAL SERVICES	84,115	0.00	4,480,300	0.00	4,480,300	0.00	4,480,300	0.00
OTHER EQUIPMENT	0	0.00	4,200	0.00	4,200	0.00	4,200	0.00
PROPERTY & IMPROVEMENTS	0	0.00	1	0.00	1	0.00	1	0.00
TOTAL - EE	84,115	0.00	4,489,501	0.00	4,489,501	0.00	4,489,501	0.00
PROGRAM DISTRIBUTIONS	19,589,104	0.00	44,328,015	0.00	42,331,251	0.00	42,331,251	0.00
TOTAL - PD	19,589,104	0.00	44,328,015	0.00	42,331,251	0.00	42,331,251	0.00
GRAND TOTAL	\$19,673,219	0.00	\$48,817,516	0.00	\$46,820,752	0.00	\$46,820,752	0.00
GENERAL REVENUE	\$0	0.00	\$0	0.00	\$0	0.00	\$0	0.00
FEDERAL FUNDS	\$14,167,184	0.00	\$22,817,416	0.00	\$20,820,652	0.00	\$20,820,652	0.00
OTHER FUNDS	\$5,506,035	0.00	\$26,000,100	0.00	\$26,000,100	0.00	\$26,000,100	0.00

DEPARTMENT OF NATURAL RESOURCES

DECISION ITEM DETAIL

Budget Unit	FY 2021	FY 2021	FY 2022	FY 2022	FY 2023	FY 2023	FY 2023	FY 2023
Decision Item	ACTUAL	ACTUAL	BUDGET	BUDGET	DEPT REQ	DEPT REQ	GOV REC	GOV REC
Budget Object Class	DOLLAR	FTE	DOLLAR	FTE	DOLLAR	FTE	DOLLAR	FTE
MUNICIPAL UTILITY RLF TRANSFER								
CORE								
TRANSFERS OUT	50,000,000	0.00	0	0.00	0	0.00	0	0.00
TOTAL - TRF	50,000,000	0.00	0	0.00	0	0.00	0	0.00
GRAND TOTAL	\$50,000,000	0.00	\$0	0.00	\$0	0.00	\$0	0.00
GENERAL REVENUE	\$50,000,000	0.00	\$0	0.00	\$0	0.00	\$0	0.00
FEDERAL FUNDS	\$0	0.00	\$0	0.00	\$0	0.00	\$0	0.00
OTHER FUNDS	\$0	0.00	\$0	0.00	\$0	0.00	\$0	0.00

DEPARTMENT OF NATURAL RESOURCES

DECISION ITEM DETAIL

Budget Unit	FY 2021	FY 2021	FY 2022	FY 2022	FY 2023	FY 2023	FY 2023	FY 2023
Decision Item	ACTUAL	ACTUAL	BUDGET	BUDGET	DEPT REQ	DEPT REQ	GOV REC	GOV REC
Budget Object Class	DOLLAR	FTE	DOLLAR	FTE	DOLLAR	FTE	DOLLAR	FTE
MUNICIPAL UTILITY RELIEF								
CORE								
PROGRAM DISTRIBUTIONS	39,459,932	0.00	50,000,000	0.00	0	0.00	0	0.00
TOTAL - PD	39,459,932	0.00	50,000,000	0.00	0	0.00	0	0.00
GRAND TOTAL	\$39,459,932	0.00	\$50,000,000	0.00	\$0	0.00	\$0	0.00
GENERAL REVENUE	\$0	0.00	\$0	0.00	\$0	0.00		0.00
FEDERAL FUNDS	\$0	0.00	\$0	0.00	\$0	0.00		0.00
OTHER FUNDS	\$39,459,932	0.00	\$50,000,000	0.00	\$0	0.00		0.00

PROGRAM DESCRIPTION

Department of Natural Resources

HB Section(s): 6.340, 6.345, 6.350

Division of Energy

Program is found in the following core budget(s): Energy

1a. What strategic priority does this program address?

The Division of Energy helps Missouri citizens thrive by managing natural resources to promote a healthy environment and economy by:

- Promoting environmental responsibility and resource stewardship.
- Enhancing services, information, and communication to improve customer experience.
- Modernizing infrastructure, strengthening workforce, and supporting economic development.
- Improving internal processes to better serve our customers.
- Planning for current and future energy needs by engaging stakeholders in the ongoing State Energy Plan process.

1b. What does this program do?

- The Division of Energy educates Missourians about cost-effective and efficient uses of energy resources, assists in finding funding for energy improvements, and provides opportunities to Missourians to advance the efficient use of energy resources to drive economic growth, provide for a healthy environment, and achieve a better Missouri for future generations.
- The Division offers a revolving loan program primarily to public K-12 schools, public universities and colleges, public and not-for-profit hospitals, and local governments to implement energy efficiency projects and renewable energy generation systems that lower utility bills while enhancing workplace or educational environmental quality and comfort, improving productivity, and encouraging job growth.
- The Division implements the Municipal Utility Emergency Loan Program (MUELP) which provides zero-interest loans, to be repaid within 5 years, to natural gas and electricity municipal utilities and municipal utilities' commissions for increased incurred costs due to the February 2021 extreme winter weather event. House Bill 15 was signed into law on May 13, 2021, the MUELP began accepting applications on June 2, 2021 and as of June 30, 2021 had expended approximately \$40 million.
- The Division implements the federal Low-Income Weatherization Assistance Program, which provides funding and training to eighteen subrecipient agencies to weatherize residences of income-eligible Missourians. Weatherization measures increase energy efficiency and improve client safety and comfort while reducing their utility burden.
- Key Division activities also include:
 - Engaging with energy providers and stakeholders to determine Missouri's future energy needs;
 - Researching and sharing information on grant and other funding opportunities for energy-related projects;
 - Working with state agencies to increase the energy efficiency of state facilities and fleets;
 - Participating in emergency response and recovery activities to prepare for energy emergencies and ease energy supply disruptions;
 - Appearing in energy-related regulatory cases to promote energy supply affordability, reliability, and diversity as well as in-state resource development; and,
 - Certifying renewable energy resources, energy-efficient homes, and energy efficiency auditors.

PROGRAM DESCRIPTION

Department of Natural Resources	HB Section(s): 6.340, 6.345, 6.350
Division of Energy	
Program is found in the following core budget(s): Energy	

2a. Provide an activity measure(s) for the program.

DIVISION OF ENERGY CONTACTS

	FY 2019 Actual	FY 2020 Actual	FY 2021 Actual	FY 2022 Projected	FY 2023 Projected	FY 2024 Projected
Energy Technical and Information	471,090	336,945	377,278	384,823	392,520	400,370
Energy Loan Technical Assistance	163	197	200	205	219	210
Energy Loans Awarded	1	27	23	15	15	16
Individuals Served by Weatherization	2,854	2,390	2,915	2,915	3,000	3,000

- Energy Technical and Information Contacts include communications with clients from commercial and agricultural operations, utility companies and customers, private-sector consultants, energy developers, residential sector, industries, schools, colleges, universities, state and local governments, and hospitals.
- Energy Loan Technical Assistance is outreach directed at prospective loan clients and includes site visits, public presentations, display and informational booths at conferences, presentations at Regional Planning Commissions and Local Councils of Government, and marketing calls.

DIVISION OF ENERGY PASS-THROUGH FUNDING

	FY 2019 Actual	FY 2020 Actual	FY 2021 Actual	FY 2022 Projected	FY 2023 Projected	FY 2024 Projected
Energy Loan Program Funds Available	\$ 278,295	\$ 10,000,000	\$ 5,000,000	\$ 5,000,000	\$ 4,000,000	\$ 4,000,000
Energy Loan Program Funds Awarded (Base)	\$ 278,295	\$ 5,817,869	\$ 4,051,502	\$ 4,650,000	\$ 3,720,000	\$ 3,720,000
Energy Loan Program Funds Awarded (Stretch)	\$ 278,295	\$ 10,000,000	\$ 5,000,000	\$ 5,000,000	\$ 4,000,000	\$ 4,000,000
Weatherization Funds Distributed	\$ 11,528,983	\$ 11,079,823	\$ 14,167,184	\$ 14,500,000	\$ 14,500,000	\$ 14,500,000
Total Pass-Through Funding Awarded	\$ 11,807,278	\$ 16,897,692	\$ 18,218,686	\$ 19,150,000	\$ 18,220,000	\$ 18,220,000

(continued on following page)

PROGRAM DESCRIPTION

Department of Natural Resources

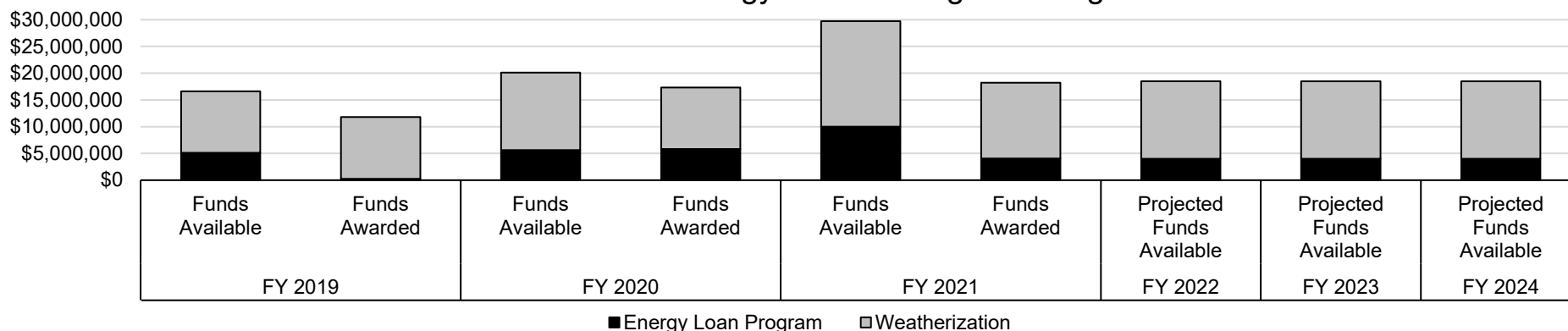
HB Section(s): 6.340, 6.345, 6.350

Division of Energy

Program is found in the following core budget(s): Energy

2a. Provide an activity measure(s) for the program (continued).

Division of Energy Pass-Through Funding



Energy Loans:

- Primary client base includes public K-12 schools, public colleges and universities, state and local governments, and public or not-for-profit hospitals.
- The timing of the FY 2018 loan cycle did not allow for a formal cycle in FY 2019. One emergency loan was made during FY 2019.

Low-Income Weatherization:

- Clients include income-eligible homeowners, renters, and landlords.
- Low-Income Weatherization Funds Distributed includes both federal Low-Income Home Energy Assistance Program (LIHEAP) and federal Low-Income Weatherization Assistance Program (LIWAP) funding.
- The increase in Weatherization funds available in FY2021 is partially based on the \$8.4M in federal funds and \$1.9M from the CARES Act in LIHEAP monies received from the Department of Social Services to increase the number of weatherized homes.

	FY 2022	FY 2023	FY 2024
Energy Loans Awarded of Funds Available (Base)	93%	93%	93%
Energy Loans Awarded of Funds Available (Stretch)	100%	100%	100%
Low-Income Weatherization Awarded (Base and Stretch)	100%	100%	100%

Base Goal is estimated on calculated fund availability, historical trends, and increased marketing efforts to potential borrowers.

Stretch Goal is estimated as full expenditure of calculated funds available.

PROGRAM DESCRIPTION

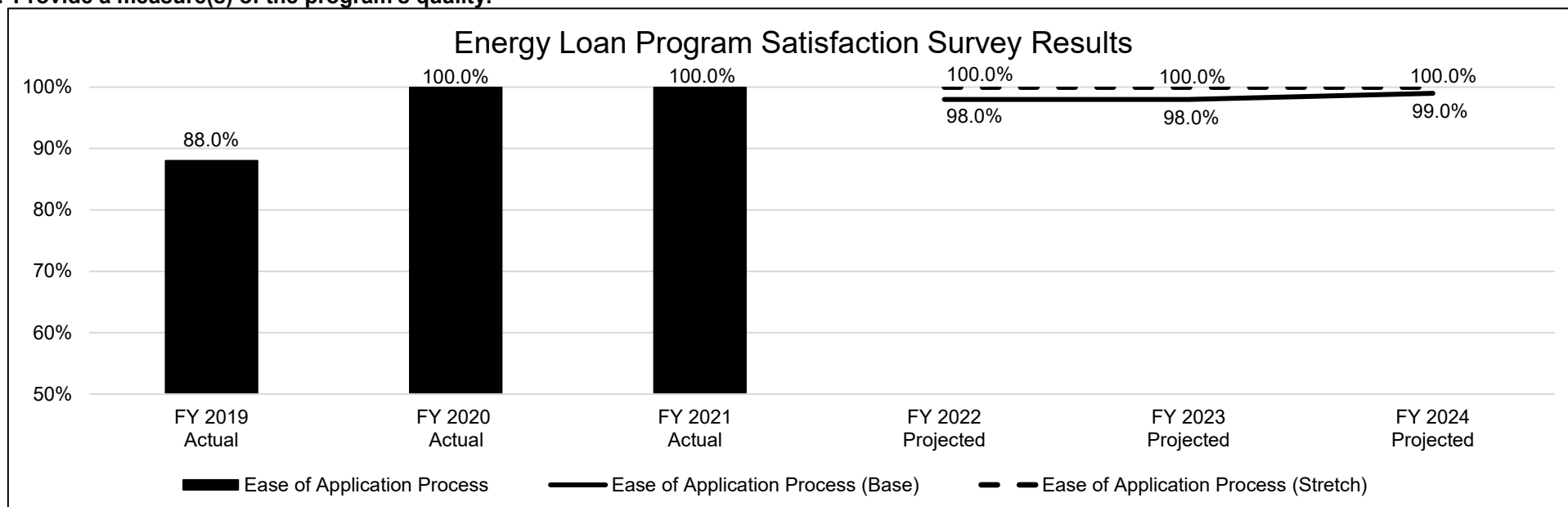
Department of Natural Resources

HB Section(s): 6.340, 6.345, 6.350

Division of Energy

Program is found in the following core budget(s): Energy

2b. Provide a measure(s) of the program's quality.



The Division of Energy sends a satisfaction survey to each loan recipient. Not all recipients respond. There have been no loan defaults since inception of the program in 1989.

The Division of Energy revamped the Satisfaction Survey for FY 2020 in order to obtain more meaningful and actionable feedback from loan recipients. This Division has consistently received extremely positive feedback on overall customer satisfaction, but one particular area of focus for the Division is to improve the ease with which potential clients can apply for loans.

The Division of Energy actively solicits survey participation but received two Satisfaction Survey responses in FY 2020 and twenty-six responses in FY 2021. Such responses are not mandatory.

PROGRAM DESCRIPTION

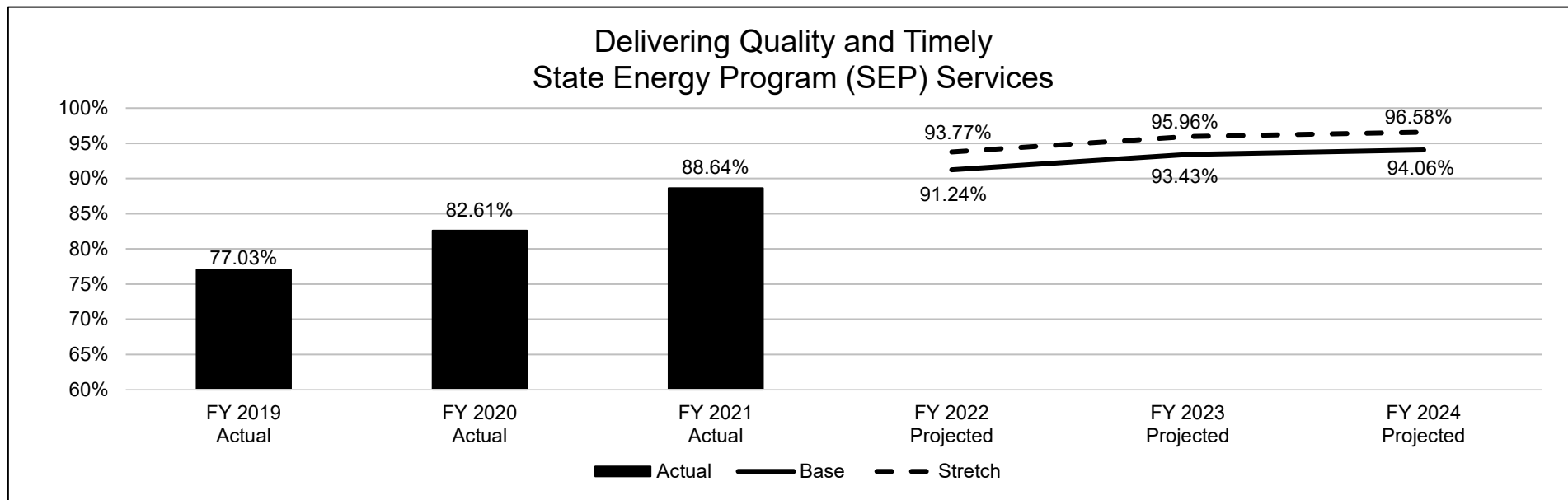
Department of Natural Resources

HB Section(s): 6.340, 6.345, 6.350

Division of Energy

Program is found in the following core budget(s): Energy

2b. Provide a measure(s) of the program's quality.



This measure is based on the timeliness of certifications; responses to inquiries about energy services, infrastructure, and technologies; sharing notifications of funding opportunities; and providing valued training opportunities.

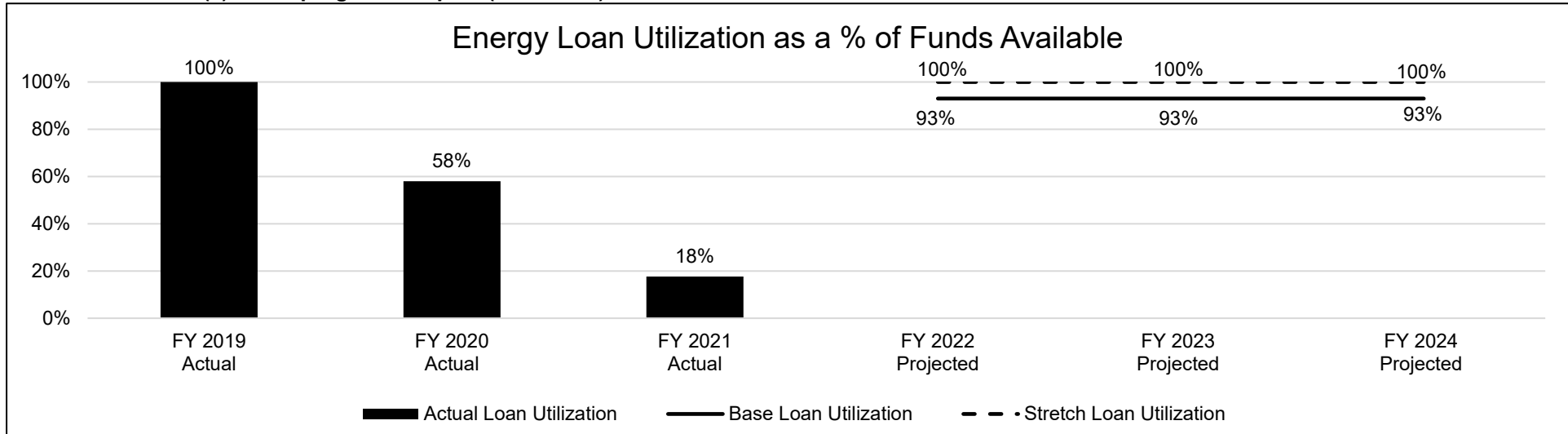
Timely certifications include those completed within 1-2 weeks for renewable energy resources and 5 business days for home-energy auditor applications. Notifications of funding opportunities include sharing requested information regarding U.S. Department of Energy grant and other funding announcements within 5 business days of an opportunity announcement. Training opportunity valuation is measured using positive ratings provided through attendee surveys following workshops, trainings, and other educational offerings.

PROGRAM DESCRIPTION

Department of Natural Resources
Division of Energy
Program is found in the following core budget(s): Energy

HB Section(s): 6.340, 6.345, 6.350

2c. Provide a measure(s) of the program's impact (continued).



Utilization of the Energy Loan Program is a measurement of the actual loan amount awarded to borrowers compared to the amount of funds announced as available during the fiscal year. Available funds vary from year-to-year based on loan repayments and early payoffs.

Actual loan utilization decreased dramatically in FY 2020 and 2021 due to COVID-19.

Base Goal - Increased loan utilization is expected post-COVID due to enhanced marketing and outreach to potential borrowers.

Stretch Goal - Based on Energy Loan Program fully utilizing offered funds in FY 2022 – FY 2024. 100% utilization allows for the greatest investment in energy efficiency projects.

PROGRAM DESCRIPTION

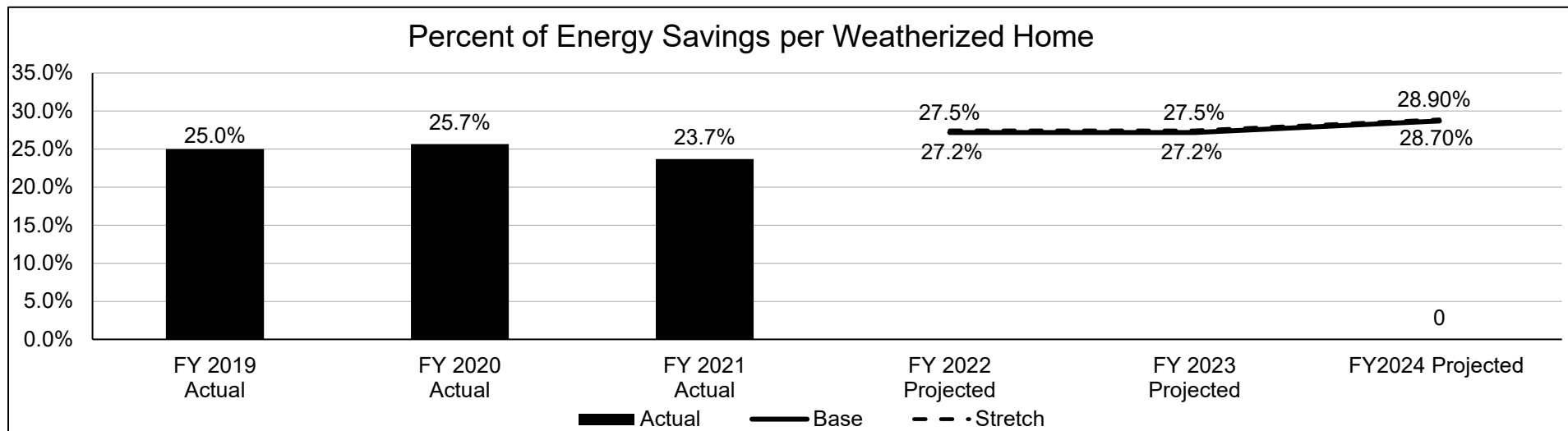
Department of Natural Resources

HB Section(s): 6.340, 6.345, 6.350

Division of Energy

Program is found in the following core budget(s): Energy

2c. Provide a measure(s) of the program's impact (continued).



The Weatherization Assistance Program provides energy efficiency measures to eligible homes resulting in persistent energy savings for each client of approximately \$376.28 per year (based on computerized audits completed on each individual home weatherized in Missouri). The division encourages an increased number of cost-effective measures to be installed on each home to maximize energy savings. There were 1,345 residences weatherized in Missouri during FY 2021. Typical measures include, but are not limited to:

- Blower door test to identify sources of air infiltration
- Sealing leaks identified by the blower door test
- Installation of insulation in ceilings, walls, floors as indicated by testing
- Clean and tune and/or replacement of furnaces when required
- Checks of all combustion appliances to detect gas leaks, drafting issues, etc.
- Installation of ventilation fans as indicated by testing

Base Goal is to increase the initial first year energy savings on homes by installing additional weatherization measures.

Stretch Goal is to increase the initial first year energy savings on homes by installing all viable weatherization measures.

PROGRAM DESCRIPTION

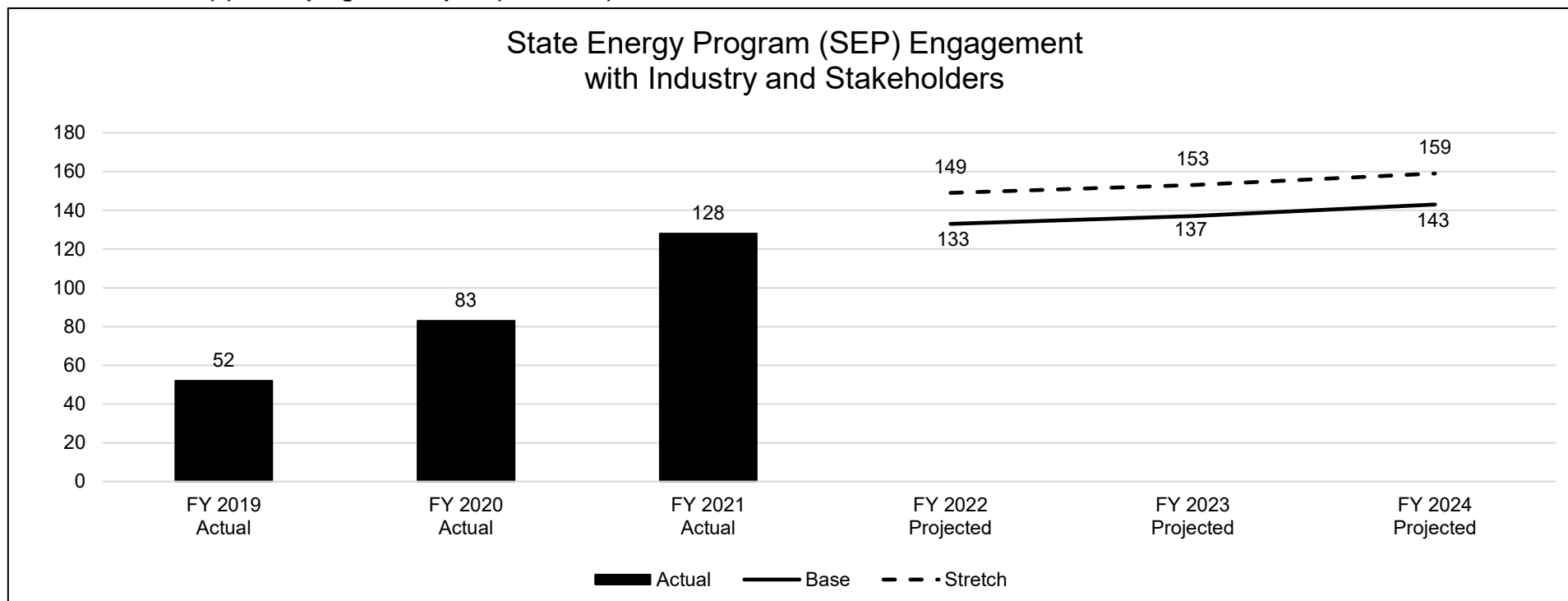
Department of Natural Resources

HB Section(s): 6.340, 6.345, 6.350

Division of Energy

Program is found in the following core budget(s): Energy

2c. Provide a measure(s) of the program's impact (continued).



This measure reflects engaging with energy providers and stakeholders to identify Missouri's future energy needs, collaboratively achieving grant milestones, supporting and improving stakeholder initiatives, streamlining the Division's regulatory processes, and identifying energy-savings opportunities. Stakeholder engagement includes one-on-one interactions as well as collaboration with private- and public-sector partners to better meet identified goals.

PROGRAM DESCRIPTION

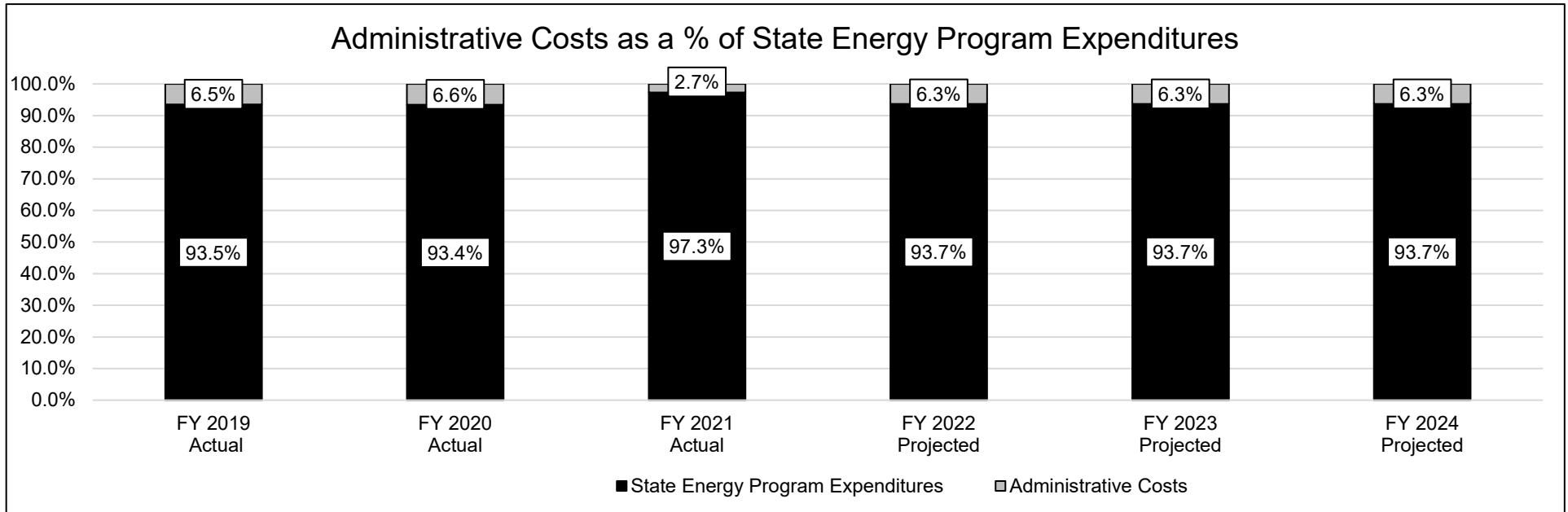
Department of Natural Resources

HB Section(s): 6.340, 6.345, 6.350

Division of Energy

Program is found in the following core budget(s): Energy

2d. Provide a measure(s) of the program's efficiency.



The Division of Energy's fiscal staff provide administrative services to support programmatic activities of the State Energy Program. Services include, but are not limited to: grant applications, reporting and expenditure tracking; accounts payable and receivable processing; budgeting; and procurement.

The base goal of 6.3% and the stretch goal of 6.0% are based on steady funding levels and increased staff productivity due to software enhancements and skills gained through on-the-job training.

The actual rate in FY2021 is an outlier caused by several loans from prior years paying out during that year.

PROGRAM DESCRIPTION

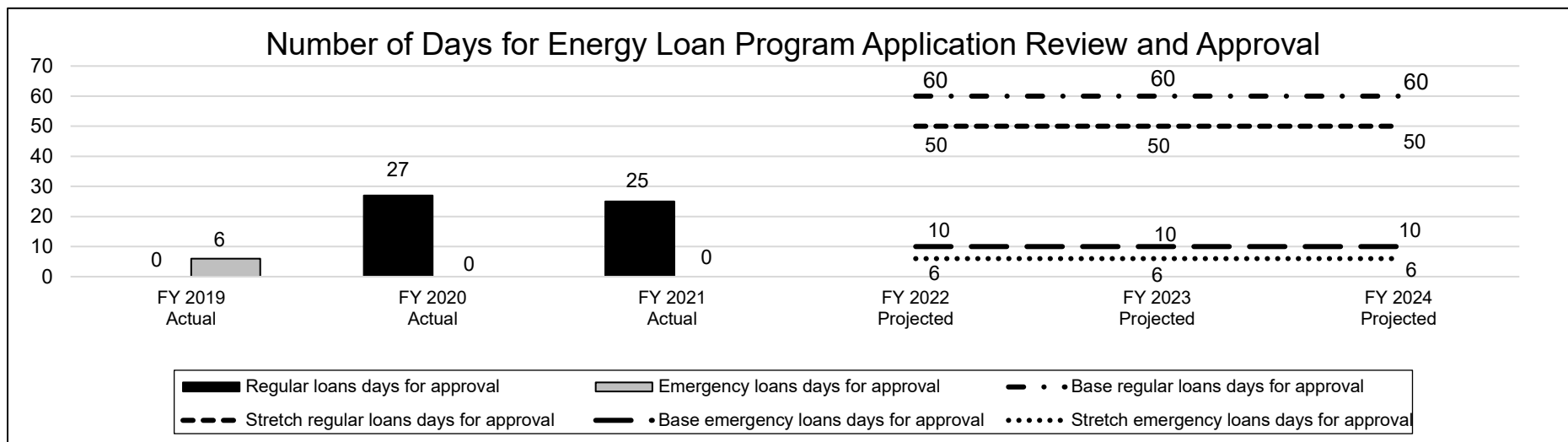
Department of Natural Resources

HB Section(s): 6.340, 6.345, 6.350

Division of Energy

Program is found in the following core budget(s): Energy

2d. Provide a measure(s) of the program's efficiency (continued).



As per Energy Loan Program rules, the Division of Energy has 90 days after the application submission deadline to review and approve or disapprove loan requests. The deadline is extended if the Division of Energy requests additional information or clarification from the prospective borrower.

Energy Loan Program review includes receipt of a fully completed application with supporting documentation, evaluation by a Division of Energy Professional Engineer to ensure the estimates appear to be reasonable and the project feasible, and approval from the Department's chain of command to offer the loan.

For FY 2019, there were no regular loans offered.

For FY 2020 and FY 2021, there were no emergency loans.

PROGRAM DESCRIPTION

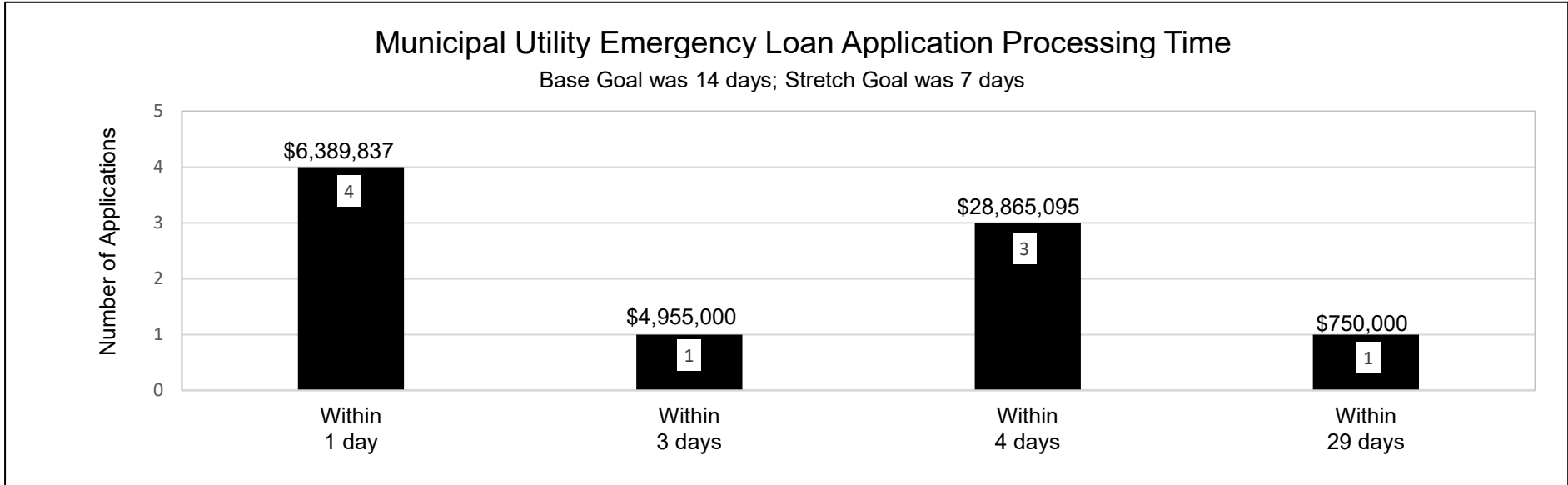
Department of Natural Resources

HB Section(s): 6.340, 6.345, 6.350

Division of Energy

Program is found in the following core budget(s): Energy

2d. Provide a measure(s) of the program's efficiency (continued).



The General Assembly created the Municipal Utility Emergency Loan Program in House Bill No. 15 Supplemental (2021) to provide \$50 million in zero-interest loans, to be repaid within 5 years, to natural gas and electricity municipal utilities and municipal utilities' commissions for increased costs due to the February 2021 extreme winter weather event. This chart represents applications processed between June 2, 2021 and August 16, 2021 totaling \$40,959,932.

Staff inputted applicant information into our tracking system. An initial review was completed followed by an in-depth supporting documentation review. Once reviews had been completed, loan documents were drafted and sent out to the clients. Once the loan agreements were returned signed, Division staff were able to send the document through the expedited Department approval process.

One loan payment exceeded the stretch goal of 7 days because additional information was requested to support that application.

Loan repayments will be made twice annually and should begin in January 2022.

PROGRAM DESCRIPTION

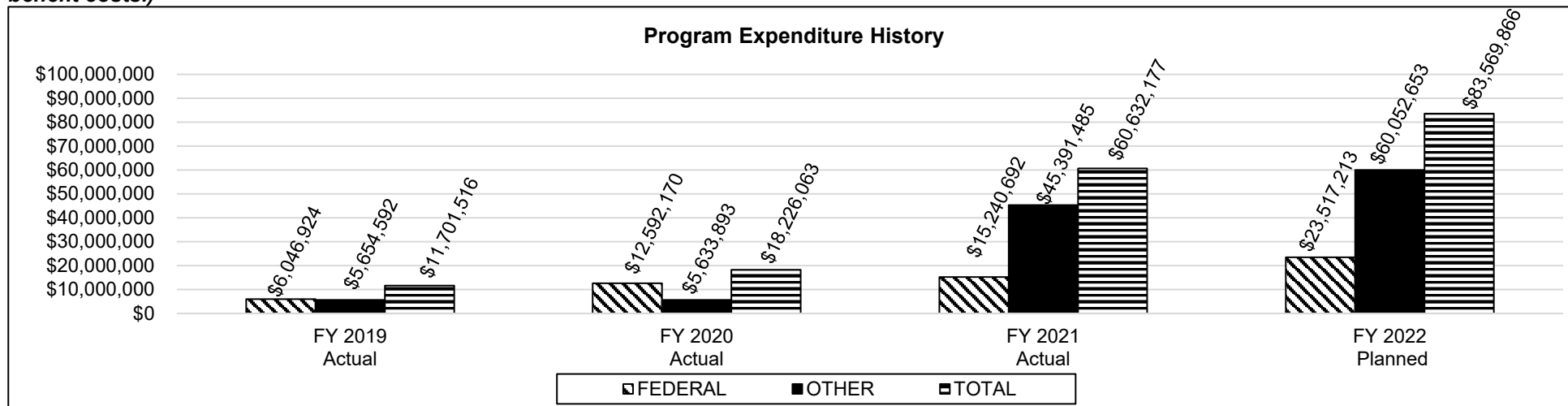
Department of Natural Resources

HB Section(s): 6.340, 6.345, 6.350

Division of Energy

Program is found in the following core budget(s): Energy

3. Provide actual expenditures for the prior three fiscal years and planned expenditures for the current fiscal year. (Note: Amounts do not include fringe benefit costs.)



Financial data includes operating and pass-through appropriations. Pass-through appropriations have been provided to allow for encumbrance and payment of our commitments, which often span multiple fiscal years causing high unexpended balances. Not included in the data above is appropriation authority of \$20,000,000 in FY 2021 and \$18,000,000 in FY 2022 for encumbrance purposes only, which may lapse. Otherwise, FY 2022 Planned is shown at full appropriation.

Beginning in FY 2020, federal LIHEAP funding is appropriated in Division of Energy's budget.

The following table shows financial data for the budget units included in this form.

	FY 2019	FY 2020	FY 2021	FY 2022	FY 2023
	Actual	Actual	Actual	Current	Gov Rec
Energy Operations (78210C)	1,968,456	1,737,492	1,499,026	2,752,350	2,752,350
Energy Efficiency PSDs (78220C)	9,733,060	16,488,571	19,673,219	30,817,516	28,820,752
Municipal Utility Relief (78222C)*	N/A	N/A	39,459,932	50,000,000	-
Energy Efficiency Services Encumbrance	n/a - encumbrance authority must lapse			18,000,000	18,000,000
Total	11,701,516	18,226,063	60,632,177	101,569,866	49,573,102

*The corresponding \$50 million GR transfer is not reflected above.

PROGRAM DESCRIPTION

Department of Natural Resources	HB Section(s): <u>6.340, 6.345, 6.350</u>
Division of Energy	
Program is found in the following core budget(s): Energy	
4. What are the sources of the "Other " funds?	
Utilicare Stabilization Fund (0134); Energy Set-Aside Fund (0667); Biodiesel Fuel Revolving Fund (0730); Energy Futures Fund (0935)	
5. What is the authorization for this program, i.e., federal or state statute, etc.? (Include the federal program number, if applicable.)	
Federal regulations for the State Energy Program	10 CFR 420
Federal regulations for the Low-Income Weatherization Assistance Program	10 CFR 440
RSMo 640.665	Energy Set-Aside Program Fund
RSMo 640.160	Energy Futures Fund
RSMo 640.651-640.686	Energy Conservation Loan Program
RSMo 620.035	General Energy statutes
6. Are there federal matching requirements? If yes, please explain.	
State Energy Program (SEP)	20% State/Local
State Heating Oil and Propane Program (SHOPP)	50% State/Local
7. Is this a federally mandated program? If yes, please explain.	
The National Energy Policy and Conservation Act sets forth requirements for state energy offices; the Division of Energy is recognized by the federal government as Missouri's official state energy office.	

NEW DECISION ITEM

RANK: 009 OF 014

Department of Natural Resources	Budget Unit <u>78220C</u>
Division of Energy	
Small Agricultural Grant and Energy Audit NDI DI# 1780005	HB Section <u>6.350</u>

1. AMOUNT OF REQUEST

	FY 2023 Budget Request					FY 2023 Governor's Recommendation			
	GR	Federal	Other	Total		GR	Federal	Other	Total
PS	0	0	0	0	PS	0	0	0	0
EE	0	0	0	0	EE	0	0	0	0
PSD	0	0	2,000,000	2,000,000	PSD	0	0	2,000,000	2,000,000
TRF	0	0	0	0	TRF	0	0	0	0
Total	0	0	2,000,000	2,000,000	Total	0	0	2,000,000	2,000,000
FTE	0.00	0.00	0.00	0.00	FTE	0.00	0.00	0.00	0.00

Est. Fringe	0	0	0	0
--------------------	---	---	---	---

Note: Fringes budgeted in House Bill 5 except for certain fringes budgeted directly to MoDOT, Highway Patrol, and Conservation.

Est. Fringe	0	0	0	0
--------------------	---	---	---	---

Note: Fringes budgeted in House Bill 5 except for certain fringes budgeted directly to MoDOT, Highway Patrol, and Conservation.

Other Funds: Energy Futures Fund (0935)
 Non-Counts: Not applicable

2. THIS REQUEST CAN BE CATEGORIZED AS:

<input type="checkbox"/> New Legislation	<input type="checkbox"/> New Program	<input type="checkbox"/> Fund Switch
<input type="checkbox"/> Federal Mandate	<input checked="" type="checkbox"/> Program Expansion	<input type="checkbox"/> Cost to Continue
<input type="checkbox"/> GR Pick-Up	<input type="checkbox"/> Space Request	<input type="checkbox"/> Equipment Replacement
<input type="checkbox"/> Pay Plan	<input type="checkbox"/> Other: _____	

NEW DECISION ITEM

RANK: 009 OF 014

Department of Natural Resources	Budget Unit <u>78220C</u>
Division of Energy	
Small Agricultural Grant and Energy Audit NDI DI# 1780005	HB Section <u>6.350</u>

3. WHY IS THIS FUNDING NEEDED? PROVIDE AN EXPLANATION FOR ITEMS CHECKED IN #2. INCLUDE THE FEDERAL OR STATE STATUTORY OR CONSTITUTIONAL AUTHORIZATION FOR THIS PROGRAM.

The Division of Energy has funds available from the repayment of American Recovery and Reinvestment Act of 2009 (ARRA) loans issued beginning in 2012 to provide funding for a new Energize Missouri Small Agricultural Grant Program and an Energy Audit Reimbursement Program. The Small Ag Grants would provide funding of up to \$7,500 per applicant to the agricultural sector to make operations more energy efficient. Granted funds will require a 25% match share from the applicant. Various eligible measures have been identified (e.g. global positioning systems, solar fencers and pumps, irrigation improvements, conservation tillage equipment, etc.). This initiative is patterned after a successful Small Ag Grant initiative from 2010 that utilized over \$6,000,000 of ARRA monies to fund more than 1,600 grants. Based upon data from the ARRA initiative, the Department expects to fund 400 to 600 grants with resources currently available. The Energy Audit Reimbursements would provide funding of up to \$7,500 per applicant for entities to obtain energy audits of their operations which would identify measures that could be implemented to make them more efficient. Granted funds will require a 10% match share from the applicant. Applicants would include public K-12 schools, public colleges and universities, hospitals, multi-family units, commercial, industrial, and agricultural entities. Based on discussions with professionals from Energy Service Companies (ESCOs), the Department estimates 400 to 500 audits will be requested.

4. DESCRIBE THE DETAILED ASSUMPTIONS USED TO DERIVE THE SPECIFIC REQUESTED AMOUNT. (How did you determine that the requested number of FTE were appropriate? From what source or standard did you derive the requested levels of funding? Were alternatives such as outsourcing or automation considered? If based on new legislation, does request tie to TAFP fiscal note? If not, explain why. Detail which portions of the request are one-times and how those amounts were calculated.)

There will be no additional FTE hired for these initiatives. The Energize Missouri Small Agricultural Grant Program and Energy Audit Reimbursement Program are expected to commence in FY 2022 and carry-over into FY 2023. The additional appropriation authority will be needed in FY 2023 as the Department's intention is to make a total of \$6,000,000 available with a larger portion of the expenditures occurring in FY2023.

FY 2022 Projected Expenditures	\$2,000,000
FY 2023 Existing Appropriation	\$2,000,000
FY 2023 NDI	<u>\$2,000,000</u>
Total Two-Year Need	\$6,000,000

NEW DECISION ITEM
RANK: 009 OF 014

Department of Natural Resources	Budget Unit <u>78220C</u>
Division of Energy	
Small Agricultural Grant and Energy Audit NDI DI# 1780005	HB Section <u>6.350</u>

5. BREAK DOWN THE REQUEST BY BUDGET OBJECT CLASS, JOB CLASS, AND FUND SOURCE. IDENTIFY ONE-TIME COSTS.

Budget Object Class/Job Class	Dept Req GR DOLLARS	Dept Req GR FTE	Dept Req FED DOLLARS	Dept Req FED FTE	Dept Req OTHER DOLLARS	Dept Req OTHER FTE	Dept Req TOTAL DOLLARS	Dept Req TOTAL FTE	Dept Req One-Time DOLLARS
Total PS	0	0.0	0	0.0	0	0.0	0	0.0	0
Total EE	0		0		0		0		0
800/Program Distributions					2,000,000		2,000,000		
Total PSD	0		0		2,000,000		2,000,000		0
Total TRF	0		0		0		0		0
Grand Total	0	0.0	0	0.0	2,000,000	0.0	2,000,000	0.0	0

Budget Object Class/Job Class	Gov Rec GR DOLLARS	Gov Rec GR FTE	Gov Rec FED DOLLARS	Gov Rec FED FTE	Gov Rec OTHER DOLLARS	Gov Rec OTHER FTE	Gov Rec TOTAL DOLLARS	Gov Rec TOTAL FTE	Gov Rec One-Time DOLLARS
Total PS	0	0.0	0	0.0	0	0.0	0	0.0	0
Total EE	0		0		0		0		0
800/Program Distributions					2,000,000		2,000,000		
Total PSD	0		0		2,000,000		2,000,000		0
Total TRF	0		0		0		0		0
Grand Total	0	0.0	0	0.0	2,000,000	0.0	2,000,000	0.0	0

NEW DECISION ITEM

RANK: 009 OF 014

Department of Natural Resources	Budget Unit	<u>78220C</u>
Division of Energy		
Small Agricultural Grant and Energy Audit NDI	DI#	<u>1780005</u>
	HB Section	<u>6.350</u>

6. PERFORMANCE MEASURES (If new decision item has an associated core, separately identify projected performance with & without additional funding.)

6a. Provide an activity measure(s) for the program.

Department staff will review an estimated 400 to 600 Small Ag Grant applications and an estimated 400 to 500 Energy Audit applications.

6b. Provide a measure(s) of the program's quality.

The program's quality will be measured by the number of applications approved versus the number of applications submitted.

6c. Provide a measure(s) of the program's impact.

The program's impact will be measured by the funding utilization based on amount of funds available. Small Ag grants will also be measured by the savings generated from the installed measures. The success of Energy Audit grants will be measured by the number of projects implemented as a result of the audit.

6d. Provide a measure(s) of the program's efficiency.

The program's efficiency will be measured by the number of days between the receipt of the completed application and reimbursement to the applicant.

7. STRATEGIES TO ACHIEVE THE PERFORMANCE MEASUREMENT TARGETS:

- * Funds will be passed-through to applicants with eligible projects.
- * Funds will be allocated on a first-come, first-served basis.
- * Projects will require a portion of cost share from the applicants.

DEPARTMENT OF NATURAL RESOURCES

DECISION ITEM DETAIL

Budget Unit	FY 2021	FY 2021	FY 2022	FY 2022	FY 2023	FY 2023	FY 2023	FY 2023
Decision Item	ACTUAL	ACTUAL	BUDGET	BUDGET	DEPT REQ	DEPT REQ	GOV REC	GOV REC
Budget Object Class	DOLLAR	FTE	DOLLAR	FTE	DOLLAR	FTE	DOLLAR	FTE
ENERGY EFFICIENT SERVICES								
Small Ag Grnts & Energy Audits - 1780005								
PROGRAM DISTRIBUTIONS	0	0.00	0	0.00	2,000,000	0.00	2,000,000	0.00
TOTAL - PD	0	0.00	0	0.00	2,000,000	0.00	2,000,000	0.00
GRAND TOTAL	\$0	0.00	\$0	0.00	\$2,000,000	0.00	\$2,000,000	0.00
GENERAL REVENUE	\$0	0.00	\$0	0.00	\$0	0.00	\$0	0.00
FEDERAL FUNDS	\$0	0.00	\$0	0.00	\$0	0.00	\$0	0.00
OTHER FUNDS	\$0	0.00	\$0	0.00	\$2,000,000	0.00	\$2,000,000	0.00

This page was intentionally left blank.

NEW DECISION ITEM
RANK: 011 OF 014

Department of Natural Resources	Budget Unit 78220C
Division of Energy	
Low Income Weatherization DI# 1780007	HB Section 6.350

1. AMOUNT OF REQUEST

	FY 2023 Budget Request			
	GR	Federal	Other	Total
PS	0	0	0	0
EE	0	0	0	0
PSD	0	10,384,342	0	10,384,342
TRF	0	0	0	0
Total	0	10,384,342	0	10,384,342
FTE	0.00	0.00	0.00	0.00

	FY 2023 Governor's Recommendation			
	GR	Federal	Other	Total
PS	0	0	0	0
EE	0	0	0	0
PSD	0	10,384,342	0	10,384,342
TRF	0	0	0	0
Total	0	10,384,342	0	10,384,342
FTE	0.00	0.00	0.00	0.00

Est. Fringe	0	0	0	0
--------------------	---	---	---	---

Note: Fringes budgeted in House Bill 5 except for certain fringes budgeted directly to MoDOT, Highway Patrol, and Conservation.

Est. Fringe	0	0	0	0
--------------------	---	---	---	---

Note: Fringes budgeted in House Bill 5 except for certain fringes budgeted directly to MoDOT, Highway Patrol, and Conservation.

Other Funds: Not applicable
 Non-Counts: Not applicable

2. THIS REQUEST CAN BE CATEGORIZED AS:

<input type="checkbox"/> New Legislation	<input type="checkbox"/> New Program	<input type="checkbox"/> Fund Switch
<input type="checkbox"/> Federal Mandate	<input checked="" type="checkbox"/> Program Expansion	<input type="checkbox"/> Cost to Continue
<input type="checkbox"/> GR Pick-Up	<input type="checkbox"/> Space Request	<input type="checkbox"/> Equipment Replacement
<input type="checkbox"/> Pay Plan	<input type="checkbox"/> Other: _____	

NEW DECISION ITEM

RANK: 011 OF 014

Department of Natural Resources	Budget Unit 78220C
Division of Energy	
Low Income Weatherization DI# 1780007	HB Section 6.350

3. WHY IS THIS FUNDING NEEDED? PROVIDE AN EXPLANATION FOR ITEMS CHECKED IN #2. INCLUDE THE FEDERAL OR STATE STATUTORY OR CONSTITUTIONAL AUTHORIZATION FOR THIS PROGRAM.

The Department of Social Services (DSS) receives Low Income Home Energy Assistance Program (LIHEAP) Block Grant funding. Beginning with the FY 2015 budget, the Missouri General Assembly directed DSS to utilize 10% of the LIHEAP Block Grant for weatherizing low income homes. DSS directs 10% of the LIHEAP Block Grant to the Department of Natural Resources (DNR). DSS has also received funding through the American Rescue Plan Act of 2021 (ARPA) and is directing 10% of the ARPA award to DNR. DSS' actual ARPA award amount is \$103,843,419 so additional appropriation authority is needed for FY 2023.

The Department's Low Income Weatherization Assistance Program provides cost-effective energy-efficient home improvements to Missouri's low income households, especially the elderly, children, those with physical disadvantages, and others most affected by high utility costs.

4. DESCRIBE THE DETAILED ASSUMPTIONS USED TO DERIVE THE SPECIFIC REQUESTED AMOUNT. (How did you determine that the requested number of FTE were appropriate? From what source or standard did you derive the requested levels of funding? Were alternatives such as outsourcing or automation considered? If based on new legislation, does request tie to TAFP fiscal note? If not, explain why. Detail which portions of the request are one-times and how those amounts were calculated.)

DSS is directing 10% of the ARPA LIHEAP award targeted for weatherization services to DNR.

ARPA Award	\$103,843,419
DNR portion of award	<u> </u> x 10%
Total Appropriation Needed	\$ 10,384,342

NEW DECISION ITEM
RANK: 011 OF 014

Department of Natural Resources	Budget Unit 78220C
Division of Energy	
Low Income Weatherization	DI# 1780007
	HB Section 6.350

5. BREAK DOWN THE REQUEST BY BUDGET OBJECT CLASS, JOB CLASS, AND FUND SOURCE. IDENTIFY ONE-TIME COSTS.

Budget Object Class/Job Class	Dept Req GR DOLLARS	Dept Req GR FTE	Dept Req FED DOLLARS	Dept Req FED FTE	Dept Req OTHER DOLLARS	Dept Req OTHER FTE	Dept Req TOTAL DOLLARS	Dept Req TOTAL FTE	Dept Req One-Time DOLLARS
Total PS	0	0.0	0	0.0	0	0.0	0	0.0	0
Total EE	0		0		0		0		0
800/Program Distributions	0		10,384,342				10,384,342		
Total PSD	0		10,384,342		0		10,384,342		0
Total TRF	0		0		0		0		0
Grand Total	0	0.0	10,384,342	0.0	0	0.0	10,384,342	0.0	0

5. BREAK DOWN THE REQUEST BY BUDGET OBJECT CLASS, JOB CLASS, AND FUND SOURCE. IDENTIFY ONE-TIME COSTS (continued).

Budget Object Class/Job Class	Gov Rec GR DOLLARS	Gov Rec GR FTE	Gov Rec FED DOLLARS	Gov Rec FED FTE	Gov Rec OTHER DOLLARS	Gov Rec OTHER FTE	Gov Rec TOTAL DOLLARS	Gov Rec TOTAL FTE	Gov Rec One-Time DOLLARS
Total PS	0	0.0	0	0.0	0	0.0	0	0.0	0
Total EE	0		0		0		0		0
800/Program Distributions	0		10,384,342				10,384,342		
Total PSD	0		10,384,342		0		10,384,342		0
Total TRF	0		0		0		0		0
Grand Total	0	0.0	10,384,342	0.0	0	0.0	10,384,342	0.0	0

NEW DECISION ITEM
RANK: 011 OF 014

Department of Natural Resources	Budget Unit <u>78220C</u>
Division of Energy	
Low Income Weatherization DI# <u>1780007</u>	HB Section <u>6.350</u>

6. PERFORMANCE MEASURES (If new decision item has an associated core, separately identify projected performance with & without additional funding.)

6a. Provide an activity measure(s) for the program.

Based on historical data, an additional 1,100 - 1,400 residences are expected to be weatherized with this funding.

6b. Provide a measure(s) of the program's quality.

Weatherized residences benefit the community by keeping dollars in the local economy that would otherwise be exported out to pay for utility costs. Every dollar retained in the community produces an estimated three dollars in multiplier benefits.

6c. Provide a measure(s) of the program's impact.

Efficiency measures to eligible homes result in persistent energy savings for each client of approximately \$376.28 per year.

6d. Provide a measure(s) of the program's efficiency.

- Once all required documentation is provided, local agency reimbursement requests will be processed within four business days.
- Each agency must have at least one onsite fiscal/procedural monitoring visit per fiscal year from the Division and 5% of the homes weatherized must receive a technical visit.

7. STRATEGIES TO ACHIEVE THE PERFORMANCE MEASUREMENT TARGETS:

- The remaining funds will be passed through for use by the 18 agencies that comprise Missouri's Weatherization Network.
- Funds will be distributed proportionately by formula to the agencies.
- Agencies will utilize the funds to provide weatherization services to eligible program participants.

DEPARTMENT OF NATURAL RESOURCES

DECISION ITEM DETAIL

Budget Unit	FY 2021	FY 2021	FY 2022	FY 2022	FY 2023	FY 2023	FY 2023	FY 2023
Decision Item	ACTUAL	ACTUAL	BUDGET	BUDGET	DEPT REQ	DEPT REQ	GOV REC	GOV REC
Budget Object Class	DOLLAR	FTE	DOLLAR	FTE	DOLLAR	FTE	DOLLAR	FTE
ENERGY EFFICIENT SERVICES								
Low Income Weatherization - 1780007								
PROGRAM DISTRIBUTIONS	0	0.00	0	0.00	10,384,342	0.00	10,384,342	0.00
TOTAL - PD	0	0.00	0	0.00	10,384,342	0.00	10,384,342	0.00
GRAND TOTAL	\$0	0.00	\$0	0.00	\$10,384,342	0.00	\$10,384,342	0.00
GENERAL REVENUE	\$0	0.00	\$0	0.00	\$0	0.00	\$0	0.00
FEDERAL FUNDS	\$0	0.00	\$0	0.00	\$10,384,342	0.00	\$10,384,342	0.00
OTHER FUNDS	\$0	0.00	\$0	0.00	\$0	0.00	\$0	0.00

This page was intentionally left blank.

NEW DECISION ITEM
RANK: 013 OF 014

Department of Natural Resources	Budget Unit 78221C
Division of Energy	
Municipal Utility Relief Loan Repayments to GR DI# 1780009	HB Section 6.345

1. AMOUNT OF REQUEST

	FY 2023 Budget Request			
	GR	Federal	Other	Total
PS	0	0	0	0
EE	0	0	0	0
PSD	0	0	0	0
TRF	0	0	21,340,068	21,340,068
Total	0	0	21,340,068	21,340,068
FTE	0.00	0.00	0.00	0.00

	FY 2023 Governor's Recommendation			
	GR	Federal	Other	Total
PS	0	0	0	0
EE	0	0	0	0
PSD	0	0	0	0
TRF	0	0	21,340,068	21,340,068
Total	0	0	21,340,068	21,340,068
FTE	0.00	0.00	0.00	0.00

Est. Fringe	0	0	0	0
--------------------	---	---	---	---

Est. Fringe	0	0	0	0
--------------------	---	---	---	---

Note: Fringes budgeted in House Bill 5 except for certain fringes budgeted directly to MoDOT, Highway Patrol, and Conservation.

Note: Fringes budgeted in House Bill 5 except for certain fringes budgeted directly to MoDOT, Highway Patrol, and Conservation.

Other Funds: Utility Revolving Fund (0874)
 Non-Counts: Utility Revolving Fund (0874) - \$21,340,068

2. THIS REQUEST CAN BE CATEGORIZED AS:

<input type="checkbox"/> New Legislation	<input type="checkbox"/> New Program	<input type="checkbox"/> Fund Switch
<input type="checkbox"/> Federal Mandate	<input type="checkbox"/> Program Expansion	<input type="checkbox"/> Cost to Continue
<input type="checkbox"/> GR Pick-Up	<input type="checkbox"/> Space Request	<input type="checkbox"/> Equipment Replacement
<input type="checkbox"/> Pay Plan	<input checked="" type="checkbox"/> Other: <u>Loan Repayments to GR</u>	

NEW DECISION ITEM

RANK: 013 OF 014

Department of Natural Resources	Budget Unit 78221C
Division of Energy	
Municipal Utility Relief Loan Repayments to GR DI# 1780009	HB Section 6.345

3. WHY IS THIS FUNDING NEEDED? PROVIDE AN EXPLANATION FOR ITEMS CHECKED IN #2. INCLUDE THE FEDERAL OR STATE STATUTORY OR CONSTITUTIONAL AUTHORIZATION FOR THIS PROGRAM.

The General Assembly created the Municipal Utility Emergency Loan Program in House Bill No. 15 Supplemental (2021) to provide \$50 million in zero-interest loans, to be repaid within 5 years, to natural gas and electricity municipal utilities and municipal utilities' commissions for increased costs due to the February 2021 extreme winter weather event. This transfer appropriation is needed to transfer the remaining cash balance from the initial \$50 million after final loan payments were made and any projected repayments received from the Municipal Utility Relief Fund 0874 to General Revenue during FY 2022 and FY 2023.

4. DESCRIBE THE DETAILED ASSUMPTIONS USED TO DERIVE THE SPECIFIC REQUESTED AMOUNT. (How did you determine that the requested number of FTE were appropriate? From what source or standard did you derive the requested levels of funding? Were alternatives such as outsourcing or automation considered? If based on new legislation, does request tie to TAFP fiscal note? If not, explain why. Detail which portions of the request are one-times and how those amounts were calculated.)

The Division of Energy processed loan payments totaling \$40,959,932 which will be repaid over the next five years, starting in January 2022 (FY 2022). This leaves a projected \$9,040,068 cash balance in the Municipal Utility Relief Fund 0874 that will need to be transferred back to General Revenue. In addition, projected repayments received during FY 2022 and FY 2023 will need to be transferred back into the General Revenue fund.

Cash Balance remaining after final loan payments	\$ 9,040,068
Projected repayments for FY 2022	\$ 4,100,000
Projected repayments for FY 2023	<u>\$ 8,200,000</u>
Total transfer appropriation needed in FY 2023	\$21,340,068

NEW DECISION ITEM
RANK: 013 OF 014

Department of Natural Resources	Budget Unit 78221C
Division of Energy	
Municipal Utility Relief Loan Repayments to GR DI# 1780009	HB Section 6.345

5. BREAK DOWN THE REQUEST BY BUDGET OBJECT CLASS, JOB CLASS, AND FUND SOURCE. IDENTIFY ONE-TIME COSTS.

Budget Object Class/Job Class	Dept Req GR DOLLARS	Dept Req GR FTE	Dept Req FED DOLLARS	Dept Req FED FTE	Dept Req OTHER DOLLARS	Dept Req OTHER FTE	Dept Req TOTAL DOLLARS	Dept Req TOTAL FTE	Dept Req One-Time DOLLARS
Total PS	0	0.0	0	0.0	0	0.0	0	0.0	0
Total EE	0		0		0		0		0
Total PSD	0		0		0		0		0
820/Transfers					21,340,068		21,340,068		9,040,068
Total TRF	0		0		21,340,068		21,340,068		9,040,068
Grand Total	0	0.0	0	0.0	21,340,068	0.0	21,340,068	0.0	9,040,068

5. BREAK DOWN THE REQUEST BY BUDGET OBJECT CLASS, JOB CLASS, AND FUND SOURCE. IDENTIFY ONE-TIME COSTS (continued).

Budget Object Class/Job Class	Gov Rec GR DOLLARS	Gov Rec GR FTE	Gov Rec FED DOLLARS	Gov Rec FED FTE	Gov Rec OTHER DOLLARS	Gov Rec OTHER FTE	Gov Rec TOTAL DOLLARS	Gov Rec TOTAL FTE	Gov Rec One-Time DOLLARS
Total PS	0	0.0	0	0.0	0	0.0	0	0.0	0
Total EE	0		0		0		0		0
Total PSD	0		0		0		0		0
820/Transfers					21,340,068		21,340,068		9,040,068
Total TRF	0		0		21,340,068		21,340,068		9,040,068
Grand Total	0	0.0	0	0.0	21,340,068	0.0	21,340,068	0.0	9,040,068

DEPARTMENT OF NATURAL RESOURCES

DECISION ITEM DETAIL

Budget Unit	FY 2021	FY 2021	FY 2022	FY 2022	FY 2023	FY 2023	FY 2023	FY 2023
Decision Item	ACTUAL	ACTUAL	BUDGET	BUDGET	DEPT REQ	DEPT REQ	GOV REC	GOV REC
Budget Object Class	DOLLAR	FTE	DOLLAR	FTE	DOLLAR	FTE	DOLLAR	FTE
MUNICIPAL UTILITY RLF TRANSFER								
Muni Util Relief Repymts to GR - 1780009								
TRANSFERS OUT	0	0.00	0	0.00	21,340,068	0.00	21,340,068	0.00
TOTAL - TRF	0	0.00	0	0.00	21,340,068	0.00	21,340,068	0.00
GRAND TOTAL	\$0	0.00	\$0	0.00	\$21,340,068	0.00	\$21,340,068	0.00
GENERAL REVENUE	\$0	0.00	\$0	0.00	\$0	0.00	\$0	0.00
FEDERAL FUNDS	\$0	0.00	\$0	0.00	\$0	0.00	\$0	0.00
OTHER FUNDS	\$0	0.00	\$0	0.00	\$21,340,068	0.00	\$21,340,068	0.00

CORE DECISION ITEM

Department of Natural Resources	Budget Unit <u>78225C</u>
Division of Energy	
Appropriated Tax Credits Core	HB Section <u>6.355</u>

1. CORE FINANCIAL SUMMARY

	FY 2023 Budget Request					FY 2023 Governor's Recommendation			
	GR	Federal	Other	Total		GR	Federal	Other	Total
PS	0	0	0	0	PS	0	0	0	0
EE	0	0	0	0	EE	0	0	0	0
PSD	740,000	0	0	740,000	PSD	740,000	0	0	740,000
TRF	0	0	0	0	TRF	0	0	0	0
Total	740,000	0	0	740,000	Total	740,000	0	0	740,000
FTE	0.00	0.00	0.00	0.00	FTE	0.00	0.00	0.00	0.00

Est. Fringe	0	0	0	0
--------------------	---	---	---	---

Note: Fringes budgeted in House Bill 5 except for certain fringes budgeted directly to MoDOT, Highway Patrol, and Conservation.

Est. Fringe	0	0	0	0
--------------------	---	---	---	---

Note: Fringes budgeted in House Bill 5 except for certain fringes budgeted directly to MoDOT, Highway Patrol, and Conservation.

Other Funds: Not Applicable

Core Reduction: The FY 2023 Budget Request includes a one-time core reduction of \$760,000 pass-through authority.

2. CORE DESCRIPTION

This core spending allows for the redemption of approved Wood Energy tax credits.

3. PROGRAM LISTING (list programs included in this core funding)

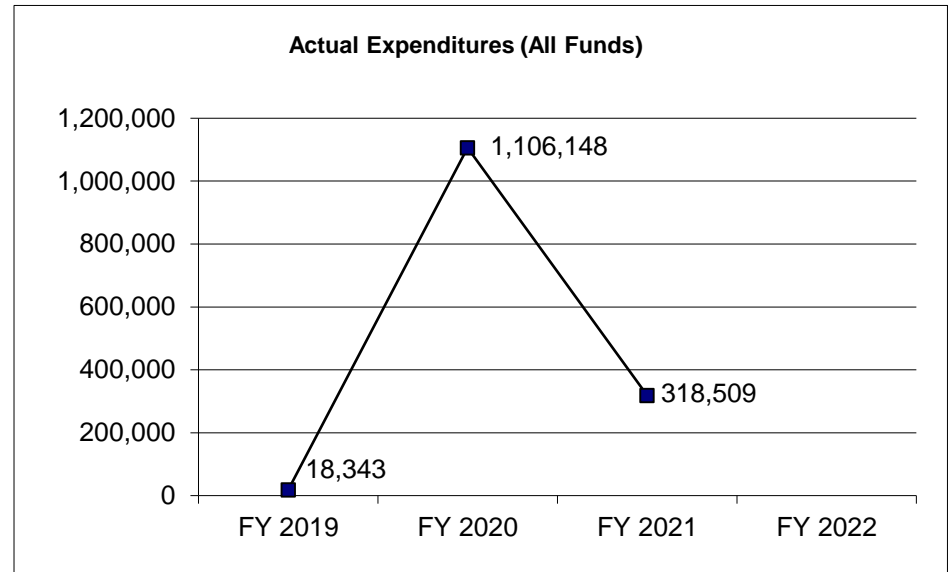
Wood Energy Tax Credit

CORE DECISION ITEM

Department of Natural Resources	Budget Unit <u>78225C</u>
Division of Energy	
Appropriated Tax Credits Core	HB Section <u>6.355</u>

4. FINANCIAL HISTORY

	FY 2019 Actual	FY 2020 Actual	FY 2021 Actual	FY 2022 Current
Appropriation (All Funds)	1,000,000	1,500,000	740,000	1,500,000
Less Reverted (All Funds)	(30,000)	(45,000)	(22,200)	(45,000)
Less Restricted (All Funds)	0	0	0	0
Budget Authority (All Funds)	970,000	1,455,000	717,800	1,455,000
Actual Expenditures (All Funds)	788,571	1,106,148	318,509	N/A
Unexpended (All Funds)	181,429	348,852	399,291	N/A
Unexpended, by Fund:				
General Revenue	181,429	348,852	399,291	N/A
Federal	0	0	0	N/A
Other	0	0	0	N/A
	(1,2)	(1,2)	(1,2)	(1)



Reverted includes the statutory three-percent reserve amount (when applicable).

Restricted includes any Governor's Expenditure Restrictions which remained at the end of the fiscal year (when applicable).

NOTES:

(1) Appropriation for Wood Energy Tax Credits increased from \$1,000,000 in FY 2019 to \$1,500,000 in FY 2020, decreased to \$740,000 in FY 2021 and increased to \$1,500,000 in FY2022.

(2) Expenditures from this appropriation include tax credits issued and redeemed during the fiscal year.

CORE RECONCILIATION DETAIL

**DEPARTMENT OF NATURAL RESOURCES
APPROPRIATED TAX CREDITS**

5. CORE RECONCILIATION DETAIL

	Budget Class	FTE	GR	Federal	Other	Total	Explanation
TAFP AFTER VETOES							
	PD	0.00	1,500,000	0	0	1,500,000	
	Total	0.00	1,500,000	0	0	1,500,000	
DEPARTMENT CORE ADJUSTMENTS							
1x Expenditures	623 5071 PD	0.00	(760,000)	0	0	(760,000)	Core reduction of FY 2022 one-time authority.
	NET DEPARTMENT CHANGES	0.00	(760,000)	0	0	(760,000)	
DEPARTMENT CORE REQUEST							
	PD	0.00	740,000	0	0	740,000	
	Total	0.00	740,000	0	0	740,000	
GOVERNOR'S RECOMMENDED CORE							
	PD	0.00	740,000	0	0	740,000	
	Total	0.00	740,000	0	0	740,000	

DEPARTMENT OF NATURAL RESOURCES

DECISION ITEM SUMMARY

Budget Unit								
Decision Item	FY 2021	FY 2021	FY 2022	FY 2022	FY 2023	FY 2023	FY 2023	FY 2023
Budget Object Summary	ACTUAL	ACTUAL	BUDGET	BUDGET	DEPT REQ	DEPT REQ	GOV REC	GOV REC
Fund	DOLLAR	FTE	DOLLAR	FTE	DOLLAR	FTE	DOLLAR	FTE
APPROPRIATED TAX CREDITS								
CORE								
PROGRAM-SPECIFIC								
GENERAL REVENUE	318,509	0.00	1,500,000	0.00	740,000	0.00	740,000	0.00
TOTAL - PD	318,509	0.00	1,500,000	0.00	740,000	0.00	740,000	0.00
TOTAL	318,509	0.00	1,500,000	0.00	740,000	0.00	740,000	0.00
GRAND TOTAL	\$318,509	0.00	\$1,500,000	0.00	\$740,000	0.00	\$740,000	0.00

DEPARTMENT OF NATURAL RESOURCES

DECISION ITEM DETAIL

Budget Unit	FY 2021	FY 2021	FY 2022	FY 2022	FY 2023	FY 2023	FY 2023	FY 2023
Decision Item	ACTUAL	ACTUAL	BUDGET	BUDGET	DEPT REQ	DEPT REQ	GOV REC	GOV REC
Budget Object Class	DOLLAR	FTE	DOLLAR	FTE	DOLLAR	FTE	DOLLAR	FTE
APPROPRIATED TAX CREDITS								
CORE								
PROGRAM DISTRIBUTIONS	318,509	0.00	1,500,000	0.00	740,000	0.00	740,000	0.00
TOTAL - PD	318,509	0.00	1,500,000	0.00	740,000	0.00	740,000	0.00
GRAND TOTAL	\$318,509	0.00	\$1,500,000	0.00	\$740,000	0.00	\$740,000	0.00
GENERAL REVENUE	\$318,509	0.00	\$1,500,000	0.00	\$740,000	0.00	\$740,000	0.00
FEDERAL FUNDS	\$0	0.00	\$0	0.00	\$0	0.00	\$0	0.00
OTHER FUNDS	\$0	0.00	\$0	0.00	\$0	0.00	\$0	0.00

PROGRAM DESCRIPTION

Department of Natural Resources	HB Section(s) <u>6.355</u>
Division of Energy	
Program is found in the following core budget(s): Appropriated Tax Credits	

1a. What strategic priority does this program address?

The Division of Energy helps Missouri citizens thrive by managing natural resources to promote a healthy environment and economy by:

- Promoting environmental responsibility and resource stewardship.
- Enhancing services, information, and communication to improve customer experience.
- Modernizing infrastructure, strengthening workforce, and supporting economic development.
- Improving internal processes to better serve our customers.
- Planning for current and future energy needs by engaging stakeholders in the ongoing State Energy Plan process.

1b. What does this program do?

- The purpose of this appropriation is to allow for redemptions of the Appropriated Tax Credits and to reimburse the Department of Revenue's (DOR) General Revenue Tax Refund Appropriation.
- The Division of Energy is responsible for processing applications and the DOR is responsible for processing and tracking redemptions.
- The Wood Energy Tax Credit allows individuals or businesses processing Missouri forestry industry residues into fuels a state income tax credit of \$5.00 per ton of processed material (e.g., wood pellets). To be considered an eligible fuel, forestry industry residues must have undergone some thermal, chemical or mechanical processing sufficient to alter residues into a fuel product. The tax credit expired June 30, 2020.

2a. Provide an activity measure(s) for the program.

Wood Energy	FY 2019		FY 2020		FY 2021		FY 2022	FY 2023	FY 2024
	Projected	Actual	Projected	Actual	Projected	Actual	Projected	Projected	Projected
Applicants	9	9	9	8	8	8	0	0	0
Amount Issued	\$970,000	\$678,887	\$1,455,000	\$1,455,000	\$717,800	\$717,800	\$0	\$0	\$0
Amount Redeemed*	\$878,887	\$789,077	\$989,077	\$1,105,678	\$717,800	\$318,509	\$555,362	\$159,676	\$115,440

The tax credit sunset June 30, 2020, therefore, FY 2022 through FY 2024 Applicants and Amounts Issued projections are shown at zero.

* The majority of credits are carried forward to succeeding years for redemption; up to four years for Wood Energy.

PROGRAM DESCRIPTION

Department of Natural Resources	
Division of Energy	HB Section(s) 6.355
Program is found in the following core budget(s): Appropriated Tax Credits	

2b. Provide a measure(s) of the program's quality.

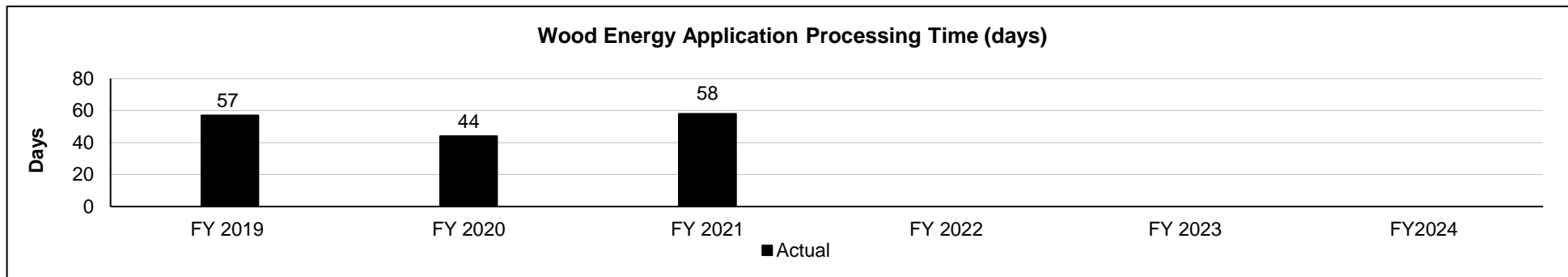
N/A. This program has a small number of applicants. Feedback has been gathered through an informal process as applications are received and processed as a means to better deliver the program.

2c. Provide a measure(s) of the program's impact.

Wood Energy	FY 2019		FY 2020		FY 2021		FY 2022	FY 2023	FY 2024
	Projected	Actual	Projected	Actual	Projected	Actual	Projected	Projected	Projected
Residue Used (tons)	560,000	630,289	740,243	740,243	640,387	640,387	-	-	-

Residue Used is the number of tons of waste used by companies who have applied for the tax credit (based on amount issued) to produce and sell a qualifying product. FY 2021 projections reflect applications received prior to the June 30, 2020 tax credit sunset. No tons are projected for FY 2022 through FY 2024.

2d. Provide a measure(s) of the program's efficiency.



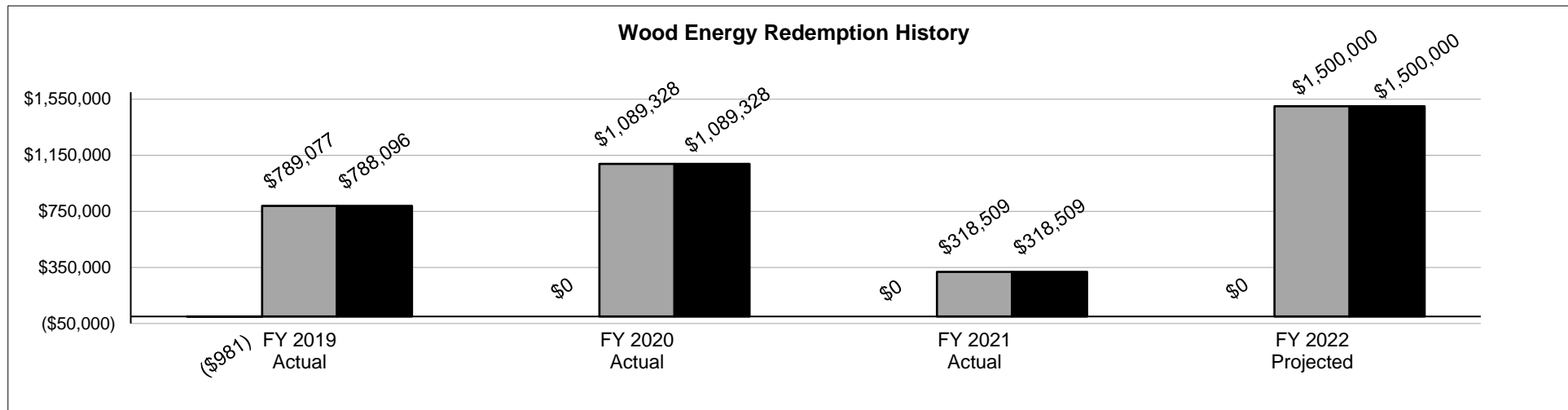
Processing time is average time to review and approve applications. It starts when the required documentation has been received to process the application and ends when the application has been approved to receive a tax credit.

The tax credit sunset on June 30, 2020, therefore no projections are provided for FY 2022 through FY 2024.

PROGRAM DESCRIPTION

Department of Natural Resources	
Division of Energy	HB Section(s) 6.355
Program is found in the following core budget(s): Appropriated Tax Credits	

3. Provide actual expenditures for the prior three fiscal years and planned expenditures for the current fiscal year. (Note: Amounts do not include fringe benefit costs.)



The Wood Energy Tax Credit was first appropriated in the FY 2016 budget. Amounts above reflect redemptions issued prior to and including those since the tax credit was appropriated. FY 2022 Planned is shown at full appropriation.

4. What are the sources of the "Other " funds?

N/A

5. What is the authorization for this program, i.e., federal or state statute, etc.? (Include the federal program number, if applicable.)

Section 135.305 RSMo Wood Energy Tax Credit

6. Are there federal matching requirements? If yes, please explain.

No

7. Is this a federally mandated program? If yes, please explain.

No

DEPARTMENT OF NATURAL RESOURCES

DECISION ITEM SUMMARY

Budget Unit								
Decision Item	FY 2021	FY 2021	FY 2022	FY 2022	FY 2023	FY 2023	FY 2023	FY 2023
Budget Object Summary	ACTUAL	ACTUAL	BUDGET	BUDGET	DEPT REQ	DEPT REQ	GOV REC	GOV REC
Fund	DOLLAR	FTE	DOLLAR	FTE	DOLLAR	FTE	DOLLAR	FTE
ENERGY FEDERAL TRANSFER								
CORE								
FUND TRANSFERS								
ENERGY FEDERAL	43,932	0.00	0	0.00	0	0.00	0	0.00
TOTAL - TRF	43,932	0.00	0	0.00	0	0.00	0	0.00
TOTAL	43,932	0.00	0	0.00	0	0.00	0	0.00
GRAND TOTAL	\$43,932	0.00	\$0	0.00	\$0	0.00	\$0	0.00

DEPARTMENT OF NATURAL RESOURCES

DECISION ITEM DETAIL

Budget Unit	FY 2021	FY 2021	FY 2022	FY 2022	FY 2023	FY 2023	FY 2023	FY 2023
Decision Item	ACTUAL	ACTUAL	BUDGET	BUDGET	DEPT REQ	DEPT REQ	GOV REC	GOV REC
Budget Object Class	DOLLAR	FTE	DOLLAR	FTE	DOLLAR	FTE	DOLLAR	FTE
ENERGY FEDERAL TRANSFER								
CORE								
TRANSFERS OUT	43,932	0.00	0	0.00	0	0.00	0	0.00
TOTAL - TRF	43,932	0.00	0	0.00	0	0.00	0	0.00
GRAND TOTAL	\$43,932	0.00	\$0	0.00	\$0	0.00	\$0	0.00
GENERAL REVENUE	\$0	0.00	\$0	0.00	\$0	0.00		0.00
FEDERAL FUNDS	\$43,932	0.00	\$0	0.00	\$0	0.00		0.00
OTHER FUNDS	\$0	0.00	\$0	0.00	\$0	0.00		0.00