

Department of Social Services Family Support Division

Fiscal Year 2024 Budget Request Book 3 of 8

Robert Knodell, Acting Director

Table of Contents

TABLE OF CONTENTS

FAMILY SUPPORT DIVISION

Book 1

Department Request Summary	1
Core – Family Support Division Administration	8
Core – Income Maintenance Field Staff and Operations	21
NDI – Public Health Emergency (PHE) Unwinding.....	43
Core – Public Acute Care Hospital	55
Core – Family Support Division Staff Training	62
Core – Electronic Benefits Transfer (EBT)	74
Core – Polk County Trust.....	83
Core – FAMIS	90
Core – Missouri Eligibility and Determination System (MEDES)	102
Core – Eligibility Verification	137
NDI – Automated Verification Services.....	148
Core – Food Nutrition.....	155
Core – Missouri Work Programs- Fathers and Families Support Center	168
Core – Missouri Work Programs- Save Our Sons	174
Core – Missouri Work Programs- Higher Aspirations	184
Core – Missouri Work Programs- New Reflections	191
Core – Missouri Work Programs- Total Man Program.....	198
Core – Temporary Assistance- Cash Assistance	207
Core – Temporary Assistance- Integrated Student Support Services.....	216
Core – Temporary Assistance- Drew Lewis Foundation	226
Core – Temporary Assistance- Hope Missions.....	234
Core – Temporary Assistance- Morningstar Life Center	241
Core – Temporary Assistance- Riverview West Florissant.....	248

Book 2

Core – Healthy Marriage/Fatherhood	255
Core – Adult Supplementation	265
Core – Supplemental Nursing Care	273
Core – Blind Pension	282

TABLE OF CONTENTS

FAMILY SUPPORT DIVISION (CONTINUED)

NDI – Blind Pension Rate Increase	292
Core – Blind Administration	301
Core – Services for the Visually Impaired	312
Core – Business Enterprise	325
Core – Refugees and Legal Immigrants	332
Core – Child Support Field Staff and Operations	339
NDI – Missouri Safe Access for Victims (MO-SAVES) Grant	351
Core – Child Support Federal Grants	358
Core – Child Support Reimbursement to Counties	364
Core – Distribution Pass Through	374
Core – Debt Offset Escrow Transfer	381

Book 3

Department Request Summary	388
TANF Block Grant	395
Core – Community Partnerships	396
Core – Missouri Mentoring Partnership	412
Core – Adolescent Program	423
Core – West Central MO Community	432
Core – Missouri Work Programs- Healthcare Industry Training (HITE)	439
Core – Missouri Work Programs- SkillUP	448
NDI – Missouri Work Programs- SNAP E&T Work Programs	457
Core – Missouri Work Programs- Adult High School	464
Core – Missouri Work Programs- Adult High School Expansion	476
Core – Missouri Work Programs- Jobs League	483
Core – Missouri Work Programs- Jobs for America’s Graduates (JAG)	492
Core – Missouri Work Programs- Community Work Support	500
Core – Missouri Work Programs- Foster Care Jobs Program	512
Core – Missouri Work Programs- Youth Build Works	519
Core – Missouri Work Programs- Youth Build Works KC	527
Core – Missouri Work Programs- The Geek Foundation	531
Core – Missouri Work Programs- Employment Connection	538

TABLE OF CONTENTS

FAMILY SUPPORT DIVISION (CONTINUED)

Core – Missouri Work Programs- MOKAN Institute	547
Core – Missouri Work Programs- Mission St. Louis	554
Core – Temporary Assistance- Food Banks	561
Core – Temporary Assistance- ABC Today.....	566
Core – Temporary Assistance- Before and After School.....	572
Core – Temporary Assistance- Before and After School Expansion	578
Core – Temporary Assistance- Out of School Support.....	582
Core – Temporary Assistance- Midtown Youth	588
Core – Temporary Assistance- Cochran Youth	593
Core – Temporary Assistance- Dutchtown Opportunity Coalition	597
Core – Temporary Assistance- Living With Purpose	604
Core – Temporary Assistance- Serving Our Streets	611
Core – Temporary Assistance- Better Family Life	618
Core – Homeless Camp Study KC	625
Core – Alternatives to Abortion	632
Core – Community Service Block Grant	643
Core – Emergency Solutions Grant Program CARES	657
Core – Food Distribution Program	663
Core – Energy Assistance.....	673
NDI – Energy Assistance (LIHEAP) ARPA	690
Core – Habitat for Humanity	698
Core – Domestic Violence.....	706
Core – Emergency Shelter Domestic Violence.....	717
Core – Victims of Crime Act (VOCA)	731
Core – Assist Victims of Sexual Assault	744

Core - Healthy Marriage/ Fatherhood

CORE DECISION ITEM

Department: Social Services
Division: Family Support
Core: Healthy Marriage/Fatherhood

Budget Unit: 90115C
HB Section: 11.160

1. CORE FINANCIAL SUMMARY

FY 2024 Budget Request				
	GR	Federal	Other	Total
PS	0	0	0	0
EE	0	0	0	0
PSD	0	2,500,000	0	2,500,000
TRF	0	0	0	0
Total	0	2,500,000	0	2,500,000
FTE	0.00	0.00	0.00	0.00

Est. Fringe	0	0	0	0
<i>Note: Fringes budgeted in House Bill 5 except for certain fringes budgeted directly to MoDOT, Highway Patrol, and Conservation.</i>				

Other Funds: N/A

FY 2024 Governor's Recommendation				
	GR	Federal	Other	Total
PS	0	0	0	0
EE	0	0	0	0
PSD	0	0	0	0
TRF	0	0	0	0
Total	0	0	0	0
FTE	0.00	0.00	0.00	0.00

Est. Fringe	0	0	0	0
<i>Note: Fringes budgeted in House Bill 5 except for certain fringes budgeted directly to MoDOT, Highway Patrol, and Conservation.</i>				

Other Funds: N/A

2. CORE DESCRIPTION

The Responsible Fatherhood Initiative programs connect fathers with resources to help provide financial assistance to their children, establish legal paternity, and actively participate in care-giving tasks.

3. PROGRAM LISTING (list programs included in this core funding)

Healthy Marriage/Fatherhood

CORE DECISION ITEM

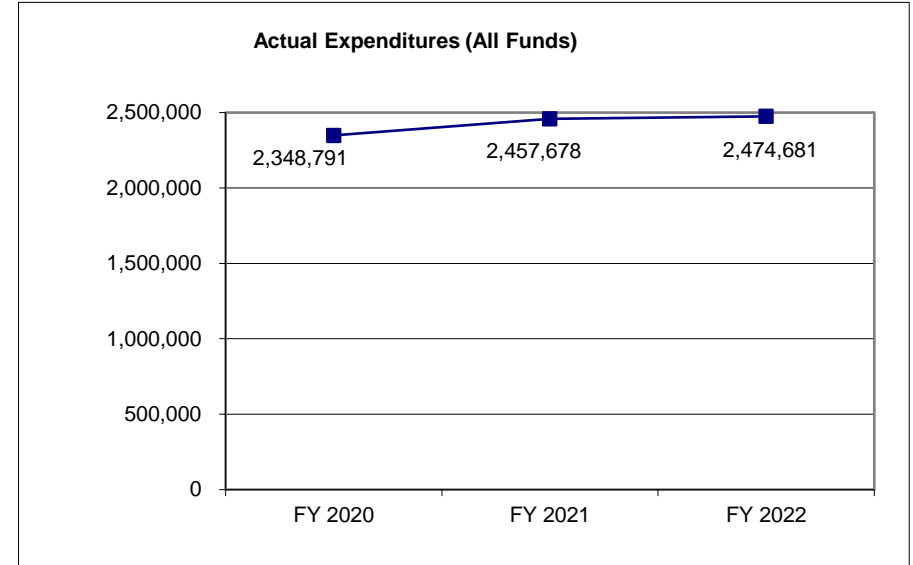
Department: Social Services
Division: Family Support
Core: Healthy Marriage/Fatherhood

Budget Unit: 90115C

HB Section: 11.160

4. FINANCIAL HISTORY

	FY 2020 Actual	FY 2021 Actual	FY 2022 Actual	FY 2023 Current Yr.
Appropriation (All Funds)	2,500,000	2,500,000	2,500,000	2,500,000
Less Reverted (All Funds)	0	0	0	0
Budget Authority (All Funds)	2,500,000	2,500,000	2,500,000	2,500,000
Actual Expenditures (All Funds)	2,348,791	2,457,678	2,474,681	N/A
Unexpended (All Funds)	151,209	42,322	25,319	N/A
Unexpended, by Fund:				
General Revenue	0	0	0	N/A
Federal	151,209	42,322	25,319	N/A
Other	0	0	0	N/A



*Current year restricted amount is as of September 1, 2022.

Reverted includes the statutory three-percent reserve (when applicable).

Restricted includes any Governor's Expenditure Restriction (when applicable).

NOTES:

CORE RECONCILIATION DETAIL

**DEPARTMENT OF SOCIAL SERVICES
HEALTHY MARRIAGE/FATHERHOOD**

5. CORE RECONCILIATION DETAIL

	Budget Class	FTE	GR	Federal	Other	Total	Explanation
TAFP AFTER VETOES							
	PD	0.00	0	2,500,000	0	2,500,000	
	Total	0.00	0	2,500,000	0	2,500,000	
DEPARTMENT CORE REQUEST							
	PD	0.00	0	2,500,000	0	2,500,000	
	Total	0.00	0	2,500,000	0	2,500,000	
GOVERNOR'S RECOMMENDED CORE							
	PD	0.00	0	2,500,000	0	2,500,000	
	Total	0.00	0	2,500,000	0	2,500,000	

DECISION ITEM SUMMARY

Budget Unit								
Decision Item	FY 2022	FY 2022	FY 2023	FY 2023	FY 2024	FY 2024	*****	*****
Budget Object Summary	ACTUAL	ACTUAL	BUDGET	BUDGET	DEPT REQ	DEPT REQ	SECURED	SECURED
Fund	DOLLAR	FTE	DOLLAR	FTE	DOLLAR	FTE	COLUMN	COLUMN
HEALTHY MARRIAGE/FATHERHOOD								
CORE								
PROGRAM-SPECIFIC								
TEMP ASSIST NEEDY FAM FEDERAL	2,474,681	0.00	2,500,000	0.00	2,500,000	0.00	0	0.00
TOTAL - PD	2,474,681	0.00	2,500,000	0.00	2,500,000	0.00	0	0.00
TOTAL	2,474,681	0.00	2,500,000	0.00	2,500,000	0.00	0	0.00
GRAND TOTAL	\$2,474,681	0.00	\$2,500,000	0.00	\$2,500,000	0.00	\$0	0.00

9/13/22 15:18

im_disummary

DECISION ITEM DETAIL

Budget Unit	FY 2022	FY 2022	FY 2023	FY 2023	FY 2024	FY 2024	*****	*****
Decision Item	ACTUAL	ACTUAL	BUDGET	BUDGET	DEPT REQ	DEPT REQ	SECURED	SECURED
Budget Object Class	DOLLAR	FTE	DOLLAR	FTE	DOLLAR	FTE	COLUMN	COLUMN
HEALTHY MARRIAGE/FATHERHOOD								
CORE								
PROGRAM DISTRIBUTIONS	2,474,681	0.00	2,500,000	0.00	2,500,000	0.00	0	0.00
TOTAL - PD	2,474,681	0.00	2,500,000	0.00	2,500,000	0.00	0	0.00
GRAND TOTAL	\$2,474,681	0.00	\$2,500,000	0.00	\$2,500,000	0.00	\$0	0.00
GENERAL REVENUE	\$0	0.00	\$0	0.00	\$0	0.00		0.00
FEDERAL FUNDS	\$2,474,681	0.00	\$2,500,000	0.00	\$2,500,000	0.00		0.00
OTHER FUNDS	\$0	0.00	\$0	0.00	\$0	0.00		0.00

PROGRAM DESCRIPTION

Department: Social Services

90115C

HB Section(s):

11.160

Program Name: Healthy Marriage/Fatherhood

Program is found in the following core budget(s): Healthy Marriage/Fatherhood Initiatives

1a. What strategic priority does this program address?

Increasing fathers' participation in their children's lives and moving families to economic sustainability

1b. What does this program do?

The Department of Social Services (DSS), Family Support Division (FSD) partners and coordinates with organizations to provide services to fathers to help support their children emotionally and financially by providing access to programs that deliver responsible parenting, healthy marriage, economic stability, and job training skills.

The Responsible Fatherhood projects are designed to provide relationship and parenting skills in addition to access to programs which promote the opportunity for fathers to support their children emotionally and financially. Temporary Assistance for Needy Families (TANF) block grant funds were appropriated in FY 2017 as a result of the passage of SB 24 (2015, Section 208.067, RSMo.) to support fatherhood program initiatives. The programs listed below are fully or partially supported by the Healthy Marriage/Responsible Fatherhood grants for FY 2023.

The Responsible Fatherhood Programs (RFP): Provide a responsible fatherhood/parenthood curriculum, as well as supportive services designed to address parenting skills, co-parenting, domestic violence, child support, and provide employment/educational opportunities. The programs also improve the abilities of fathers to support their children. This includes active engagement with child support outreach specialists to facilitate the payment of child support obligations. These funds are awarded on a regional basis and include:

- Region 1: Currently being rebid in FY 2023; Previous was Randolph County Caring Community based in Moberly and serving Northern Missouri
- Region 2: Connections to Success (CtS) in Metropolitan Kansas City
- Region 3: Powerhouse Community Development Corporation (PCDC) based in Columbia and serving Central Missouri
- Region 4: St. Louis Fathers and Families Support Center (FFSC) in Metropolitan St. Louis
- Region 5: Good Dads, Inc. based in Springfield and serving Southwest Missouri
- Region 6: Community Partnerships of Southeast Missouri (CPSEMO) based in Cape Girardeau and serving Southeast Missouri

Healthy Families, Court Diversion and Employment-based Fatherhood Initiatives: The following programs address a variety of barriers which affect healthy marriage and responsible parenthood:

The New Pathways for Fathers and Families (NPFF): Area Resources for Community and Human Services (ARCHS), Saint Louis Agency on Training and Employment (SLATE), and the 22nd Judicial Circuit Court partnership, provide fathers facing contempt charges for nonpayment of child support an alternative to incarceration that includes intensive services in employment readiness and parenting activities. This program is intended to provide fathers with services and support to enable them to successfully comply with child support orders.

PROGRAM DESCRIPTION

Department: Social Services

90115C

HB Section(s): 11.160

Program Name: Healthy Marriage/Fatherhood

Program is found in the following core budget(s): Healthy Marriage/Fatherhood Initiatives

Urban League Transition for Change Employment Program (TFCEP): This employment program works in collaboration with Family Support Division, St. Louis County Family Court, St. Louis County Prosecuting Attorney's Office Child Support Unit, and other participating Missouri Correctional Institutions. All participants are justice involved. The program provides job search and employability skill services that assist participants to move from unemployed to permanently employed. The Transition for Change Employment Program incorporates the following practices to achieve the program's goals: readiness assessment, individualized employment plan, coordinated network of services and employers, transitional employment and on the job training, and comprehensive case management.

Big Brothers Big Sisters Program: This fatherhood program has three parts. The Fatherhood Prevention Program matches 200 young men with a Big Brother or a Big Couple. This program provides opportunities to understand the importance of fatherhood and healthy relationships with peers, and strategies to avoid issues related to early fatherhood, drugs, and alcohol. The ABC Today Schools Program assigns a resource officer in two schools to identify and help high-risk students build a plan to address school and home challenges. These students are matched with a Big Brother/Big Sister mentor and may be referred to the Fatherhood Prevention Program. The First Job Program is an employment program for young men and women designed to help eighth graders prepare for their first job. Young men and women in the Fatherhood Prevention or the ABC Today Schools Programs may also be able to participate in the First Job Program.

Youth Alliance Fatherhood Program Providing Opportunities for Work, Education and Responsibility (POWER) : This employment program is operated by the St. Joseph Youth Alliance and the County Prosecuting Attorneys from Buchanan, Andrew, Clinton, and DeKalb Counties. Community partners (such as re-entry programs, probation and parole, and the Missouri Department of Corrections) as well as the Prosecuting Attorney offices may refer individuals to the Youth Alliance for education and support services, with a focus on employment. Employment support services are based on the Workforce Innovation Opportunity Act (WIOA) model, which embraces employment and training services, including supported employment. The program helps participants move from unemployed to permanently employed.

Total Man Community Development Corporation (CDC) Dads Achieving Destiny Successfully (DADS) Program/Kansas City Municipal Court Reinstatement Court: The objective of DADS is to increase the submission of child support payments by fathers who have fallen behind due to employment barriers. Specifically, recipients of these services shall be fathers involved with the Missouri Child Support Program. The majority of the participants will be referred to this program by the 16th Judicial Court of Missouri- Kansas City Municipal Division municipal court.

Community Partnership of Southeast Missouri/Empowering Dads to Gain Employment (EDGE) Program: This employment/fatherhood program with the Community Partnership of Southeast Missouri serves fathers in a nine-county area (Bollinger, Butler, Cape Girardeau, Dunklin, Mississippi, New Madrid, Pemiscot, Perry, and Scott counties). The EDGE Program offers fathers comprehensive job assistance that focuses on rapid job search and addresses the post-employment needs of the father for continued employment success. This program also provides responsible parenting resources which include parenting education groups, child support education seminars, mentoring/support groups, and parent/child events.

PROGRAM DESCRIPTION

Department: Social Services

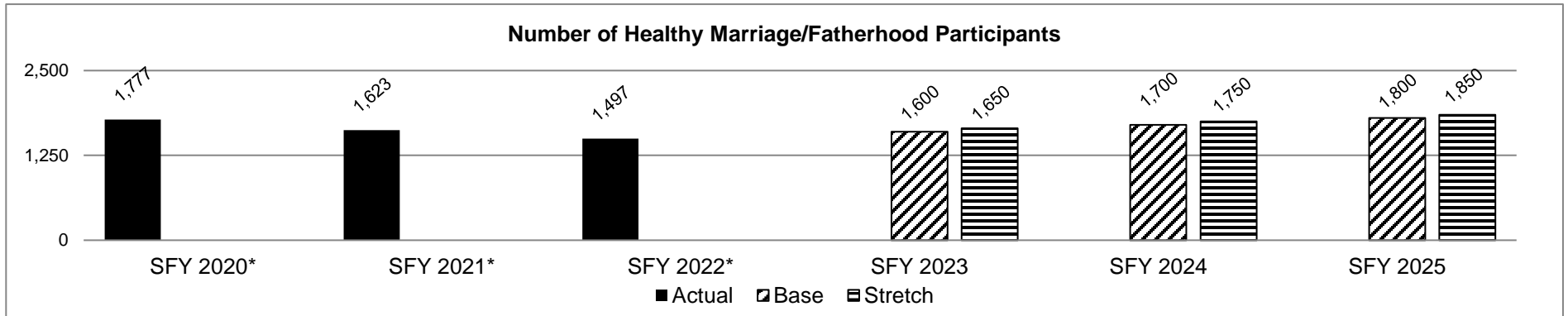
90115C

HB Section(s): 11.160

Program Name: Healthy Marriage/Fatherhood

Program is found in the following core budget(s): Healthy Marriage/Fatherhood Initiatives

2a. Provide an activity measure(s) for the program.



*The decline in SFY 2020, SFY 2021, and SFY 2022 can be attributed to COVID-19 and is not expected to continue.

2b. Provide a measure(s) of the program's quality.

Quality control within the programs is measured by a customer satisfaction survey, designed by child support administration. Surveys are gathered from the six regional fatherhood groups through a pre-survey upon entry into the program and a post-survey of participants during their 90-day review.

Based on the collection of 66 surveys for the RFP programs in FY 2021, the following results were reported:

- 1 This program has taught me what it means to be a better father – 90.90%
- 2 This program has given me the skills I need to engage with my child – 90.90%
- 3 This program has informed me about the child support process – 89.39%
- 4 This program has given me the tools to become a more responsible father – 90.90%
- 5 This program has informed me about the child support process - 100%
- 6 This program has given me the tools to become a more responsible father - 100%

Out of 205 participants that took the pre-survey, 66 completed the post-survey, a completion rate of 32.19%. This is an improvement from last year's 10.48%, but still short of the FY 2021 goal of 70% completion. Since the program vendors are responsible for administering the 90-day post survey, FSD will continue to explore methods to improve this completion rate.

FY 2022 data will be available in November 2022.

PROGRAM DESCRIPTION

Department: Social Services

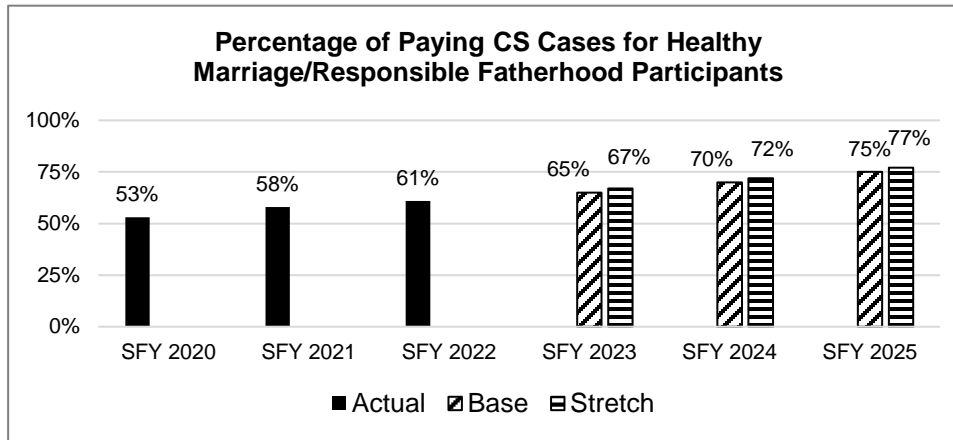
90115C

HB Section(s): 11.160

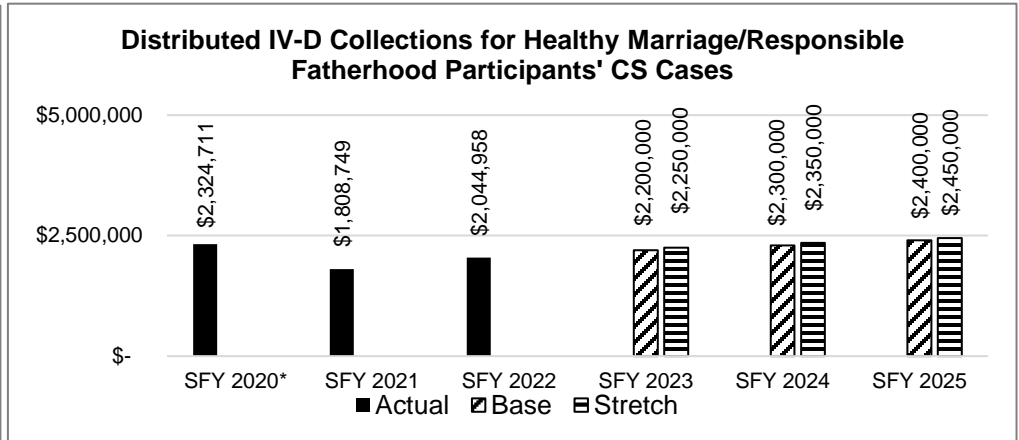
Program Name: Healthy Marriage/Fatherhood

Program is found in the following core budget(s): Healthy Marriage/Fatherhood Initiatives

2c. Provide a measure(s) of the program's impact.



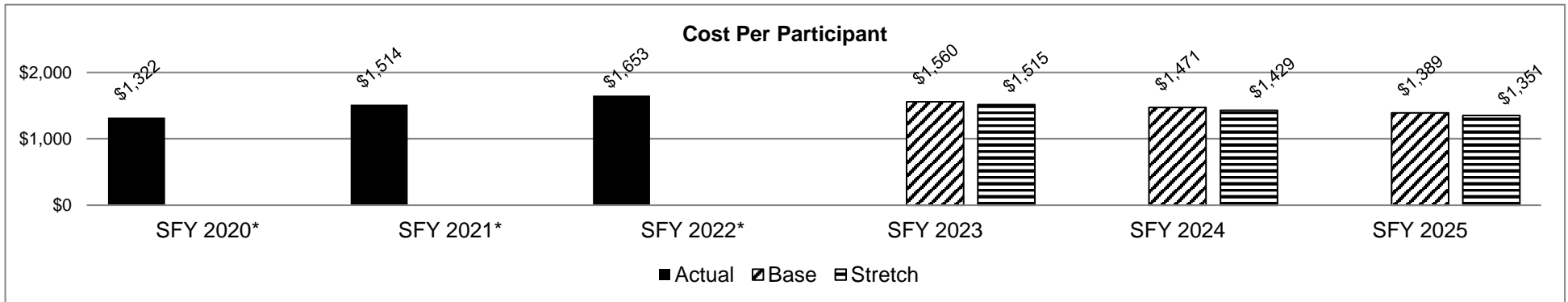
The percentage of paying case represents the portion of our total caseload that is making payments on their child support. This percentage is expected to increase in the cases that have the fathers participating in these programs.



This represents the amount of child support collected and distributed to the person receiving support.

*SFY 2020 data was updated to reflect more accurate data.

2d. Provide a measure(s) of the program's efficiency.



*The increase in SFY 2020, SFY 2021, and SFY 2022 can be attributed to COVID-19 and are not expected to continue.

PROGRAM DESCRIPTION

Department: Social Services

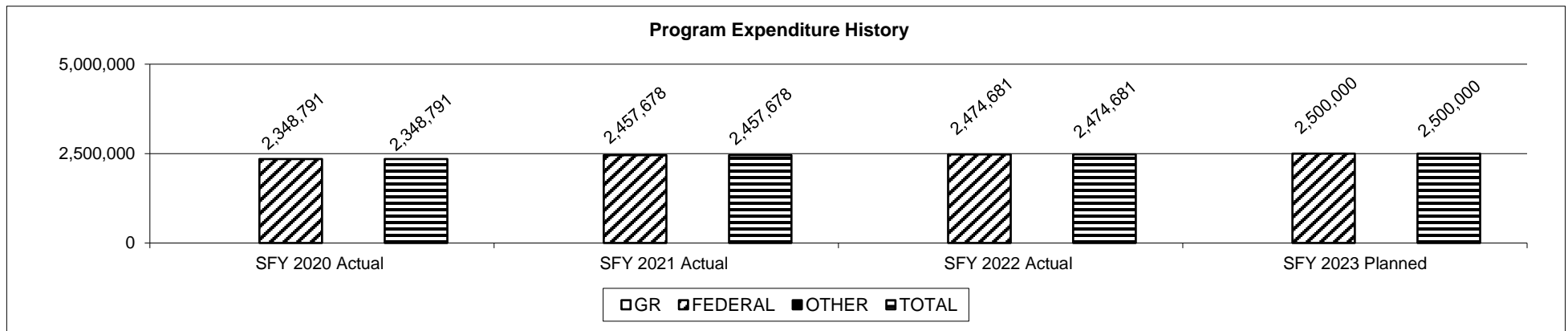
90115C

HB Section(s): 11.160

Program Name: Healthy Marriage/Fatherhood

Program is found in the following core budget(s): Healthy Marriage/Fatherhood Initiatives

3. Provide actual expenditures for the prior three fiscal years and planned expenditures for the current fiscal year. (Note: Amounts do not include fringe benefit costs.)



4. What are the sources of the "Other " funds?

N/A

5. What is the authorization for this program, i.e., federal or state statute, etc.? (Include the federal program number, if applicable.)

Healthy Marriage/Fatherhood is authorized by State statute: Section 208.040, RSMo., and Federal law: PL 104-193 and PRWORA of 1996.

6. Are there federal matching requirements? If yes, please explain.

Expenditures for the Temporary Assistance for Needy Families (TANF) are claimed based on program requirements. Expenditures of the TANF block grant are reimbursed at 100% FF, not to exceed the block grant amount. State Maintenance of Effort (MOE) is required to earn the full TANF block grant. Expenditures that meet MOE requirements are used to satisfy the amount required to earn the TANF block grant.

7. Is this a federally mandated program? If yes, please explain.

No.

Core - Adult Supplementation

CORE DECISION ITEM

Department: Social Services
Division: Family Support
Core: Adult Supplementation

Budget Unit: 90130C
HB Section: 11.165

1. CORE FINANCIAL SUMMARY

FY 2024 Budget Request				
	GR	Federal	Other	Total
PS	0	0	0	0
EE	0	0	0	0
PSD	10,872	0	0	10,872
TRF	0	0	0	0
Total	10,872	0	0	10,872
FTE	0.00	0.00	0.00	0.00

Est. Fringe	0	0	0	0
Note: Fringes budgeted in House Bill 5 except for certain fringes budgeted directly to MoDOT, Highway Patrol, and Conservation.				

Other Funds: N/A

FY 2024 Governor's Recommendation				
	GR	Federal	Other	Total
PS	0	0	0	0
EE	0	0	0	0
PSD	0	0	0	0
TRF	0	0	0	0
Total	0	0	0	0
FTE	0.00	0.00	0.00	0.00

Est. Fringe	0	0	0	0
Note: Fringes budgeted in House Bill 5 except for certain fringes budgeted directly to MoDOT, Highway Patrol, and Conservation.				

Other Funds: N/A

2. CORE DESCRIPTION

Adult Supplementation provides a monthly cash benefit to targeted aged, blind, and disabled persons. This program, along with Supplemental Security Income (SSI), provides supplemental payments to persons receiving less income than they were in December 1973 from the prior supplemental programs of Old Age Assistance, Aid to the Blind, and Permanent and Total Disability. These claimants remain eligible for medical care. No new cases can be added to this caseload and consequently it will decline over time. The number of active cases fluctuates due to individuals moving to other programs such as vendor (nursing home), and then moving back to Adult Supplementation when they leave the vendor program.

3. PROGRAM LISTING (list programs included in this core funding)

Adult Supplementation

CORE DECISION ITEM

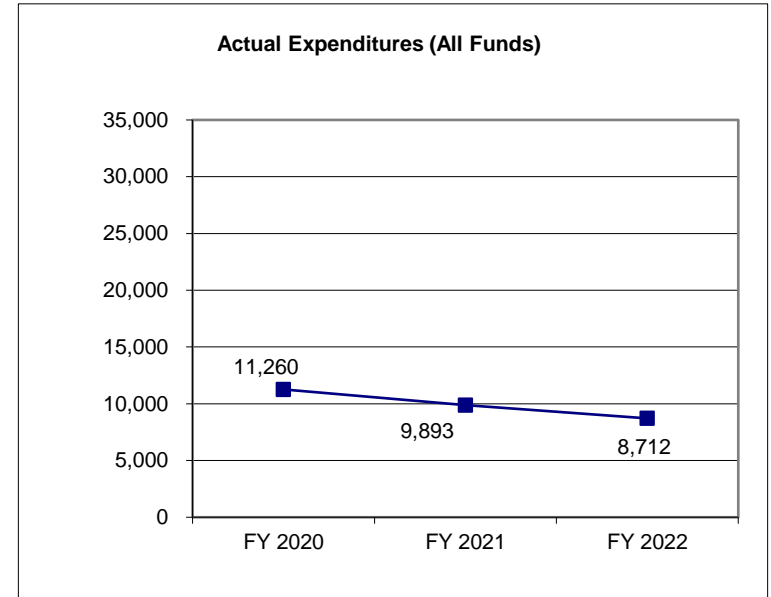
Department: Social Services
Division: Family Support
Core: Adult Supplementation

Budget Unit: 90130C

HB Section: 11.165

4. FINANCIAL HISTORY

	FY 2020 Actual	FY 2021 Actual	FY 2022 Actual	FY 2023 Current Yr.
Appropriation (All Funds)	21,025	12,525	10,872	10,872
Less Reverted (All Funds)	0	0	0	0
Less Restricted (All Funds)	0	0	0	0
Budget Authority (All Funds)	21,025	12,525	10,872	10,872
Actual Expenditures (All Funds)	11,260	9,893	8,712	N/A
Unexpended (All Funds)	9,765	2,632	2,160	N/A
Unexpended, by Fund:				
General Revenue	9,765	2,632	2,160	N/A
Federal	0	0	0	N/A
Other	0	0	0	N/A
	(1)	(2)	(3)	



*Current year restricted amount is as of September 1, 2022.

Reverted includes the statutory three- percent reserve (when applicable).

Restricted includes any Governor's Expenditure Restriction (when applicable).

NOTES:

(1) FY 2020 - There was a core reduction of \$4,500 due to a lapse which resulted from caseload decline.

(2) FY 2021 - There was a core reduction of \$8,500 due to a lapse which resulted from caseload decline.

(3) FY 2022 - There was a core reduction of \$1,653 due to a lapse which resulted from caseload decline.

CORE RECONCILIATION DETAIL

**DEPARTMENT OF SOCIAL SERVICES
ADULT SUPPLEMENTATION**

5. CORE RECONCILIATION DETAIL

	Budget Class	FTE	GR	Federal	Other	Total	Explanation
TAFP AFTER VETOES							
	PD	0.00	10,872	0	0	10,872	
	Total	0.00	10,872	0	0	10,872	
DEPARTMENT CORE REQUEST							
	PD	0.00	10,872	0	0	10,872	
	Total	0.00	10,872	0	0	10,872	
GOVERNOR'S RECOMMENDED CORE							
	PD	0.00	10,872	0	0	10,872	
	Total	0.00	10,872	0	0	10,872	

DECISION ITEM SUMMARY

Budget Unit									
Decision Item	FY 2022	FY 2022	FY 2023	FY 2023	FY 2024	FY 2024	*****	*****	
Budget Object Summary	ACTUAL	ACTUAL	BUDGET	BUDGET	DEPT REQ	DEPT REQ	SECURED	SECURED	
Fund	DOLLAR	FTE	DOLLAR	FTE	DOLLAR	FTE	COLUMN	COLUMN	
ADULT SUPPLEMENTATION									
CORE									
PROGRAM-SPECIFIC									
GENERAL REVENUE	8,712	0.00	10,872	0.00	10,872	0.00	0	0.00	
TOTAL - PD	8,712	0.00	10,872	0.00	10,872	0.00	0	0.00	
TOTAL	8,712	0.00	10,872	0.00	10,872	0.00	0	0.00	
GRAND TOTAL	\$8,712	0.00	\$10,872	0.00	\$10,872	0.00	\$0	0.00	

9/13/22 15:18

im_disummary

DECISION ITEM DETAIL

Budget Unit	FY 2022	FY 2022	FY 2023	FY 2023	FY 2024	FY 2024	*****	*****
Decision Item	ACTUAL	ACTUAL	BUDGET	BUDGET	DEPT REQ	DEPT REQ	SECURED	SECURED
Budget Object Class	DOLLAR	FTE	DOLLAR	FTE	DOLLAR	FTE	COLUMN	COLUMN
ADULT SUPPLEMENTATION								
CORE								
PROGRAM DISTRIBUTIONS	8,712	0.00	10,872	0.00	10,872	0.00	0	0.00
TOTAL - PD	8,712	0.00	10,872	0.00	10,872	0.00	0	0.00
GRAND TOTAL	\$8,712	0.00	\$10,872	0.00	\$10,872	0.00	\$0	0.00
GENERAL REVENUE	\$8,712	0.00	\$10,872	0.00	\$10,872	0.00		0.00
FEDERAL FUNDS	\$0	0.00	\$0	0.00	\$0	0.00		0.00
OTHER FUNDS	\$0	0.00	\$0	0.00	\$0	0.00		0.00

PROGRAM DESCRIPTION

Department: Social Services

HB Section(s): 11.165

Program Name: Adult Supplementation

Program is found in the following core budget(s): Adult Supplementation

1a. What strategic priority does this program address?

Enhance economic independence for Missourians

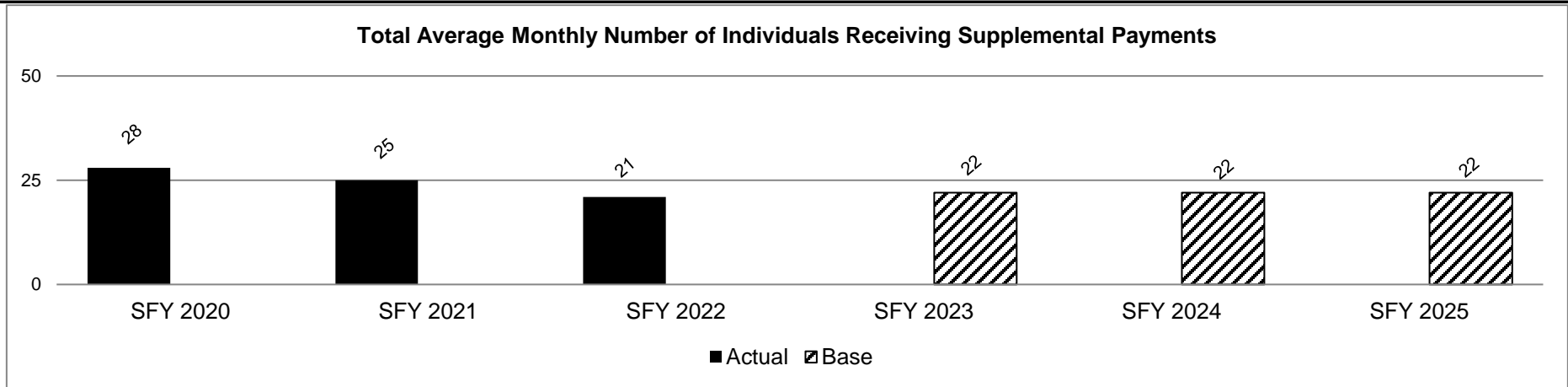
1b. What does this program do?

The Department of Social Services (DSS), Family Support Division (FSD) is determining eligibility and administering this program to help aged, blind, and disabled Missourians by providing monthly cash benefits.

Adult Supplementation provides a monthly cash benefit to targeted aged, blind, and disabled persons. In conjunction with the Supplemental Security Income (SSI) program, states are required to make Supplemental Payments (SSI-SP) to those persons who would receive less total income than they were receiving in December 1973 from any of the three former programs of Old Age Assistance, Aid to the Blind, and Permanent and Total Disability. Recipients who were not eligible for SSI, but whose incomes were less than their 1973 level, also receive a supplemental payment from the State of Missouri equal to the difference in the income levels. These recipients are designated as Supplemental Payment Only (SP-Only) recipients.

Any claimant converted to SSI-SP or SP-Only remains eligible for medical care. No new cases can be added to this caseload, and consequently, it will decline over time. The number of active cases fluctuate due to individuals moving to other programs such as vendor (nursing home), and then moving back to Adult Supplementation when they leave the vendor program.

2a. Provide an activity measure(s) for the program.



Projections are based on current caseload numbers.

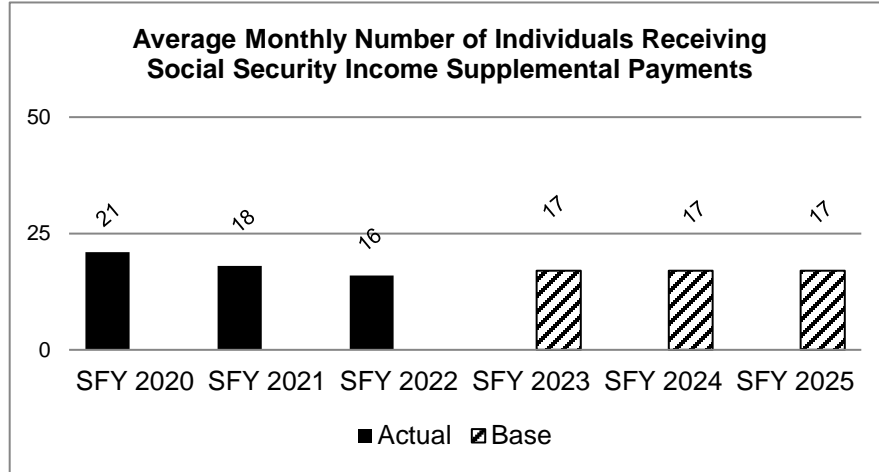
PROGRAM DESCRIPTION

Department: Social Services

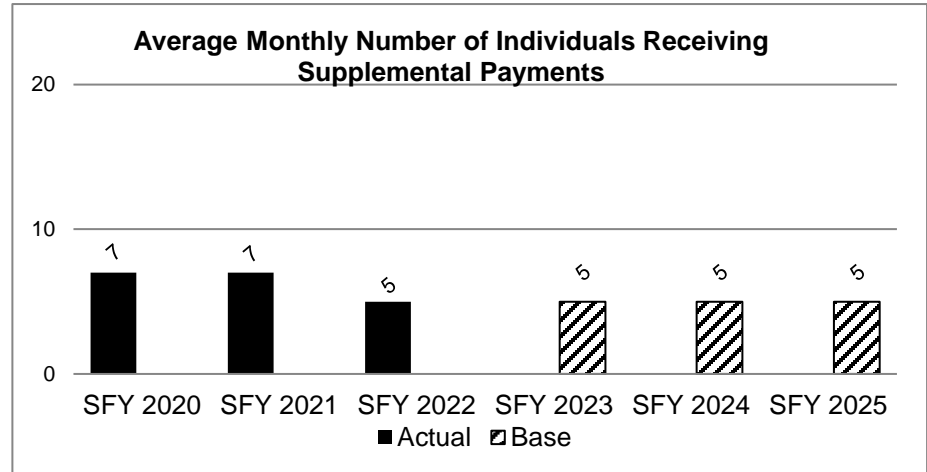
Program Name: Adult Supplementation

Program is found in the following core budget(s): Adult Supplementation

HB Section(s): 11.165



Projections are based on current caseload numbers.



Projections are based on current caseload numbers.

PROGRAM DESCRIPTION

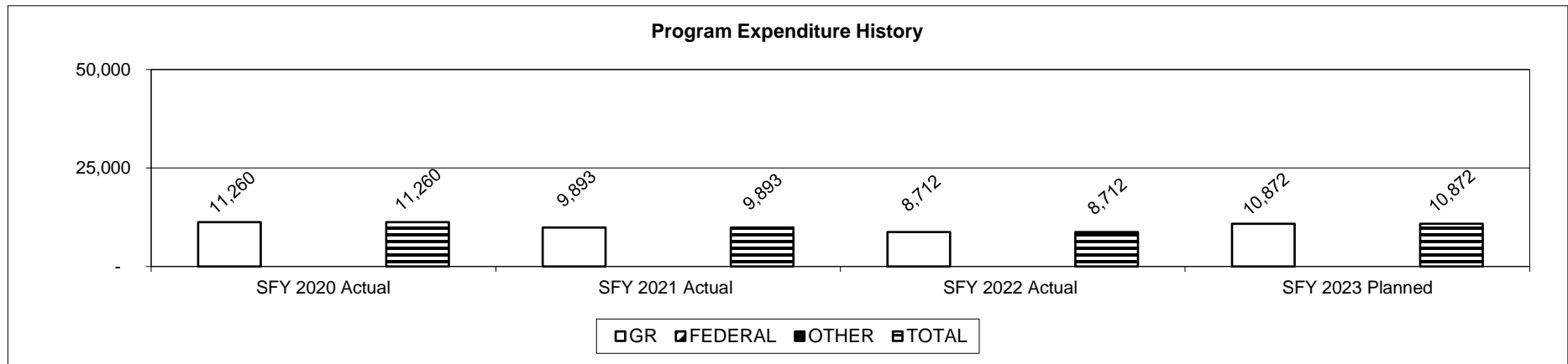
Department: Social Services

HB Section(s): 11.165

Program Name: Adult Supplementation

Program is found in the following core budget(s): Adult Supplementation

3. Provide actual expenditures for the prior three fiscal years and planned expenditures for the current fiscal year. (Note: Amounts do not include fringe benefit costs.)



4. What are the sources of the "Other " funds?

N/A

5. What is the authorization for this program, i.e., federal or state statute, etc.? (Include the federal program number, if applicable.)

State statute: Section 208.030, RSMo. Federal law: Section 1616 of the Social Security Act.

6. Are there federal matching requirements? If yes, please explain.

No.

7. Is this a federally mandated program? If yes, please explain.

Yes. Section 1616 of the Social Security Act. States are required to make Supplemental Payments (SSI-SP or SP Only) to those persons who would receive less total income than they were receiving in December 1973 from any of the three former programs referenced above.

Core - Supplemental Nursing Care

CORE DECISION ITEM

Department: Social Services
Division: Family Support
Core: Supplemental Nursing Care

Budget Unit: 90140C

HB Section: 11.170

1. CORE FINANCIAL SUMMARY

FY 2024 Budget Request				
	GR	Federal	Other	Total
PS	0	0	0	0
EE	0	0	0	0
PSD	25,420,885	0	0	25,420,885
TRF	0	0	0	0
Total	25,420,885	0	0	25,420,885

Est. Fringe	0	0	0	0
<i>Note: Fringes budgeted in House Bill 5 except for certain fringes budgeted directly to MoDOT, Highway Patrol, and Conservation.</i>				

Other Funds: N/A

FY 2024 Governor's Recommendation				
	GR	Federal	Other	Total
PS	0	0	0	0
EE	0	0	0	0
PSD	0	0	0	0
TRF	0	0	0	0
Total	0	0	0	0

Est. Fringe	0	0	0	0
<i>Note: Fringes budgeted in House Bill 5 except for certain fringes budgeted directly to MoDOT, Highway Patrol, and Conservation.</i>				

Other Funds: N/A

2. CORE DESCRIPTION

This appropriation provides monthly cash benefits to eligible persons in Residential Care Facilities, Assisted Living Facilities, and non-MO HealthNet certified areas of Intermediate Care Facilities or Skilled Nursing Facilities. Supplemental Nursing Care (SNC) recipients must be 65 or over in age, or age 21 or over and permanently and totally disabled or blind and have insufficient income to meet the base facility charge. Recipients have medical coverage under the MO HealthNet Program.

Persons eligible for these cash benefits also receive a \$50 personal needs monthly allowance unless such needs are being met by the Department of Mental Health.

3. PROGRAM LISTING (list programs included in this core funding)

Supplemental Nursing Care

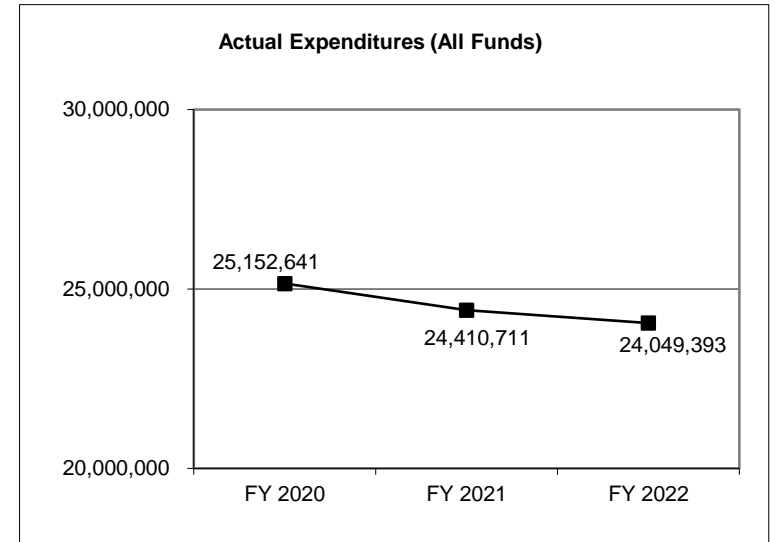
CORE DECISION ITEM

Department: Social Services
Division: Family Support
Core: Supplemental Nursing Care

Budget Unit: 90140C
HB Section: 11.170

4. FINANCIAL HISTORY

	FY 2020	FY 2021	FY 2022	FY 2023
	Actual	Actual	Actual	Current Yr.
Appropriation (All Funds)	25,754,600	25,420,885	25,420,885	25,420,885
Less Reverted (All Funds)	0	0	0	0
Less Restricted (All Funds)	0	0	0	0
Budget Authority (All Funds)	25,754,600	25,420,885	25,420,885	25,420,885
Actual Expenditures (All Funds)	25,152,641	24,410,711	24,049,393	N/A
Unexpended (All Funds)	601,959	1,010,174	1,371,492	N/A
Unexpended, by Fund:				
General Revenue	601,959	1,010,174	1,371,492	N/A
Federal	0	0	0	N/A
Other	0	0	0	N/A
	(1)			



*Current year restricted amount is as of September 1, 2022.

Reverted includes the statutory three- percent reserve (when applicable).

Restricted includes any Governor's Expenditure Restriction (when applicable).

(1) FY 2020 - A supplemental request in the amount of \$333,715 was granted to cover the projected increased expenditures, however, it was not needed.

CORE RECONCILIATION DETAIL

**DEPARTMENT OF SOCIAL SERVICES
SUPPLEMENTAL NURSING CARE**

5. CORE RECONCILIATION DETAIL

	Budget Class	FTE	GR	Federal	Other	Total	Explanation
TAFP AFTER VETOES							
	PD	0.00	25,420,885	0	0	25,420,885	
	Total	0.00	25,420,885	0	0	25,420,885	
DEPARTMENT CORE REQUEST							
	PD	0.00	25,420,885	0	0	25,420,885	
	Total	0.00	25,420,885	0	0	25,420,885	
GOVERNOR'S RECOMMENDED CORE							
	PD	0.00	25,420,885	0	0	25,420,885	
	Total	0.00	25,420,885	0	0	25,420,885	

DECISION ITEM SUMMARY

Budget Unit								
Decision Item	FY 2022	FY 2022	FY 2023	FY 2023	FY 2024	FY 2024	*****	*****
Budget Object Summary	ACTUAL	ACTUAL	BUDGET	BUDGET	DEPT REQ	DEPT REQ	SECURED	SECURED
Fund	DOLLAR	FTE	DOLLAR	FTE	DOLLAR	FTE	COLUMN	COLUMN
SUPPLEMENTAL NURSING CARE								
CORE								
PROGRAM-SPECIFIC								
GENERAL REVENUE	24,049,393	0.00	25,420,885	0.00	25,420,885	0.00	0	0.00
TOTAL - PD	24,049,393	0.00	25,420,885	0.00	25,420,885	0.00	0	0.00
TOTAL	24,049,393	0.00	25,420,885	0.00	25,420,885	0.00	0	0.00
GRAND TOTAL	\$24,049,393	0.00	\$25,420,885	0.00	\$25,420,885	0.00	\$0	0.00

9/13/22 15:18

im_disummary

DECISION ITEM DETAIL

Budget Unit	FY 2022	FY 2022	FY 2023	FY 2023	FY 2024	FY 2024	*****	*****
Decision Item	ACTUAL	ACTUAL	BUDGET	BUDGET	DEPT REQ	DEPT REQ	SECURED	SECURED
Budget Object Class	DOLLAR	FTE	DOLLAR	FTE	DOLLAR	FTE	COLUMN	COLUMN
SUPPLEMENTAL NURSING CARE								
CORE								
PROGRAM DISTRIBUTIONS	24,049,393	0.00	25,420,885	0.00	25,420,885	0.00	0	0.00
TOTAL - PD	24,049,393	0.00	25,420,885	0.00	25,420,885	0.00	0	0.00
GRAND TOTAL	\$24,049,393	0.00	\$25,420,885	0.00	\$25,420,885	0.00	\$0	0.00
GENERAL REVENUE	\$24,049,393	0.00	\$25,420,885	0.00	\$25,420,885	0.00		0.00
FEDERAL FUNDS	\$0	0.00	\$0	0.00	\$0	0.00		0.00
OTHER FUNDS	\$0	0.00	\$0	0.00	\$0	0.00		0.00

PROGRAM DESCRIPTION

Department: Social Services

HB Section(s): 11.170

Program Name: Supplemental Nursing Care

Program is found in the following core budget(s): Supplemental Nursing Care

1a. What strategic priority does this program address?

Secure and sustain healthy and safe lives for individuals

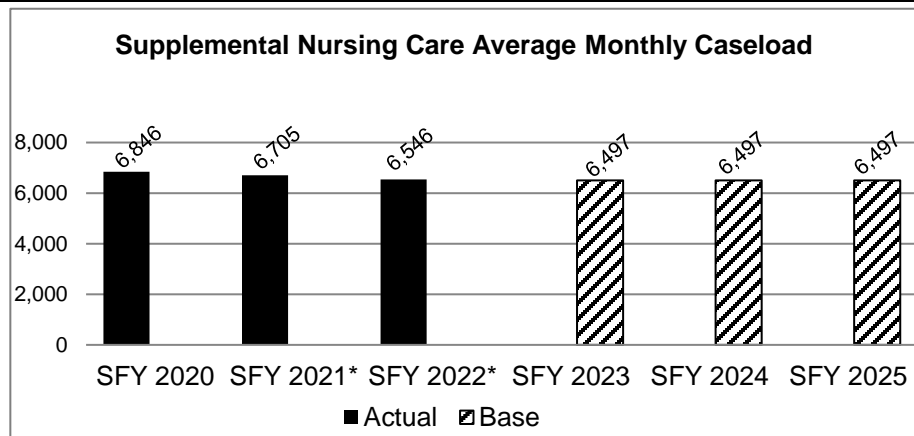
1b. What does this program do?

The Department of Social Services (DSS), Family Support Division (FSD) determines eligibility and administers this program to help aged, blind, and disabled Missourians by providing monthly cash benefits to supplement individual's costs for care in skilled nursing and assisted living facilities.

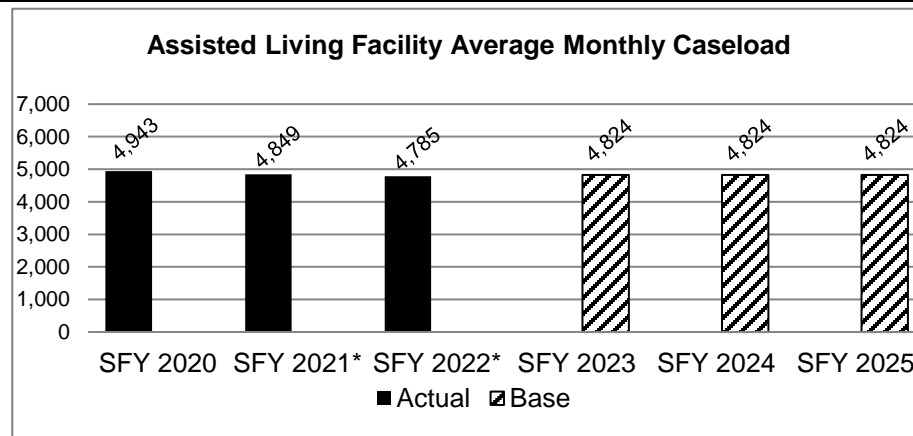
The Supplemental Nursing Care program provides monthly cash benefits to eligible persons in Residential Care Facilities, Assisted Living Facilities, and non-MO HealthNet certified areas of Intermediate Care Facilities or Skilled Nursing Facilities. These grants help low-income seniors and persons with disabilities afford adequate care and remain in a less restrictive environment for long term care, improving their quality of life. Supplemental Nursing Care (SNC) recipients must be 65 or over in age, or age 21 or over and permanently and totally disabled or blind and have insufficient income to meet the base facility charge.

An eligible adult, living in a licensed nursing facility and found medically eligible, may receive a maximum of \$390 monthly. If living in an assisted living facility, formerly known as a licensed residential care facility II (RCF-II), an eligible person may receive a maximum of \$292 monthly. An eligible adult, living in a licensed residential care facility I (RCF-I), may receive a maximum of \$156 monthly. Persons eligible for these cash benefits also receive a \$50 personal needs monthly allowance unless such needs are being met by the Department of Mental Health. This keeps people in a less restrictive and less costly environment than a nursing home.

2a. Provide an activity measure(s) for the program.



*SFY 2021 and SFY 2022 data reflects a decrease that could be attributed to changes that occurred due to the COVID-19 pandemic. Projections are based on current caseloads.



*SFY 2021 and SFY 2022 data reflects a decrease that could be attributed to changes that occurred due to the COVID-19 pandemic. Projections are based on current caseloads.

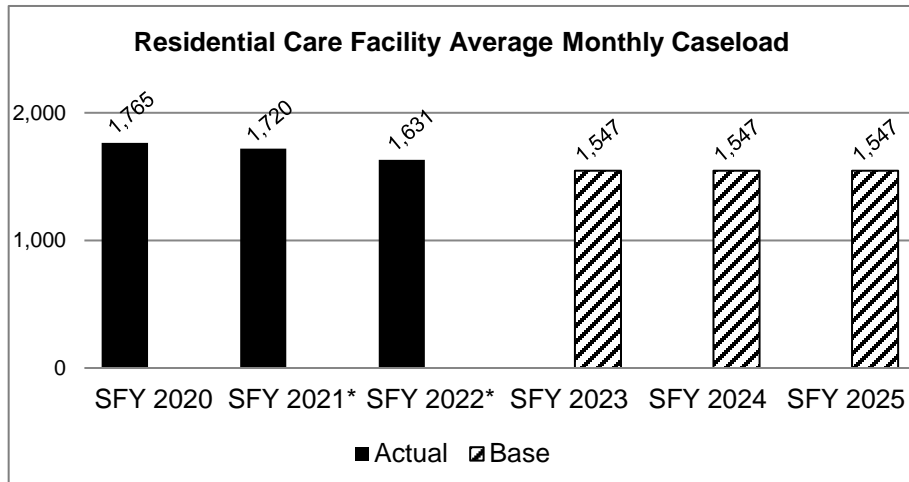
PROGRAM DESCRIPTION

Department: Social Services

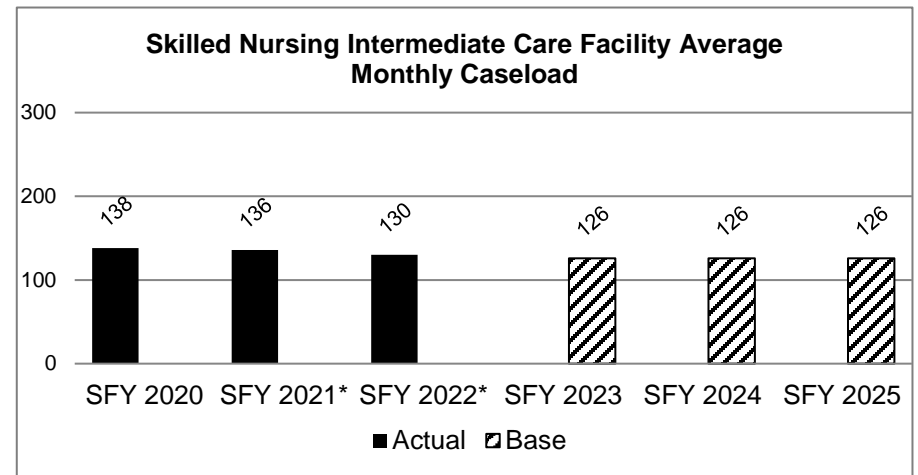
Program Name: Supplemental Nursing Care

Program is found in the following core budget(s): Supplemental Nursing Care

HB Section(s): 11.170

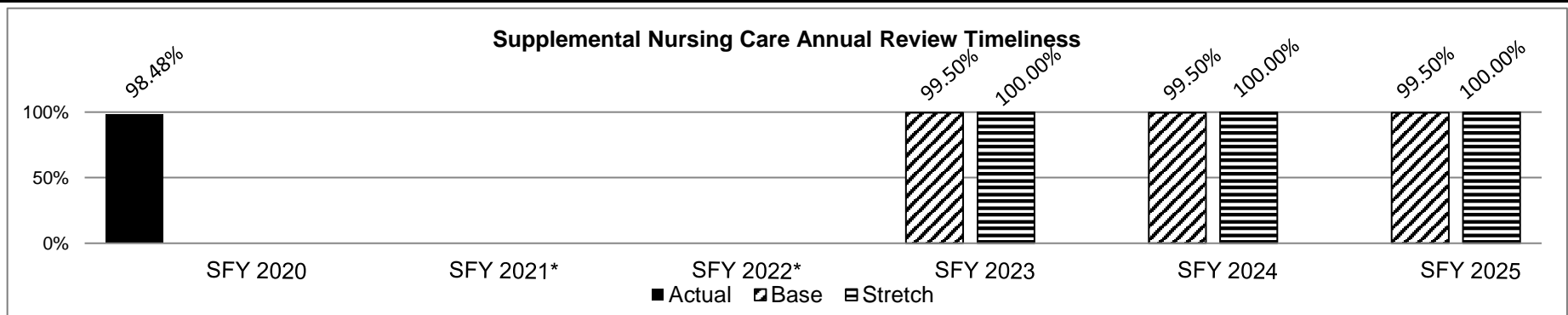


*SFY 2021 and SFY 2022 data reflects a decrease that could be attributed to changes that occurred due to the COVID-19 pandemic. Projections are based on current caseloads.



*SFY 2021 and SFY 2022 data reflects a decrease that could be attributed to changes that occurred due to the COVID-19 pandemic. Projections are based on current caseloads.

2b. Provide a measure(s) of the program's quality.



This represents the percentage of total cases that are reviewed timely during the prior 12 months (annually).

*In SFY 2021 and 2022, there is no data to report as COVID-19 Public Health Emergency (PHE) guidelines suspended the requirements of Annual Renewals.

PROGRAM DESCRIPTION

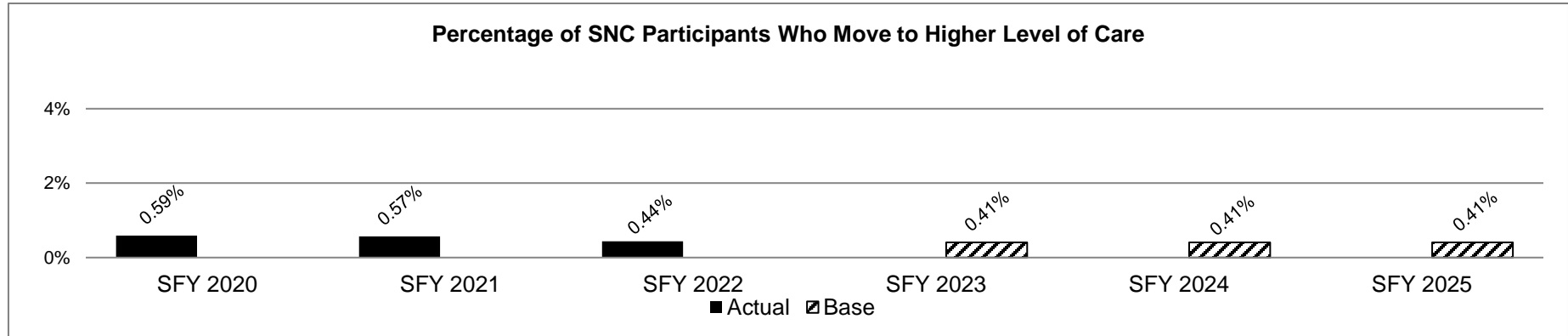
Department: Social Services

HB Section(s): 11.170

Program Name: Supplemental Nursing Care


Program is found in the following core budget(s): Supplemental Nursing Care

2c. Provide a measure(s) of the program's impact.



This represents the percentage of Supplemental Nursing Care participants who leave SNC facilities and enter vendor (highest level of care in a skilled nursing facility) care.

2d. Provide a measure(s) of the program's efficiency.



PROGRAM DESCRIPTION

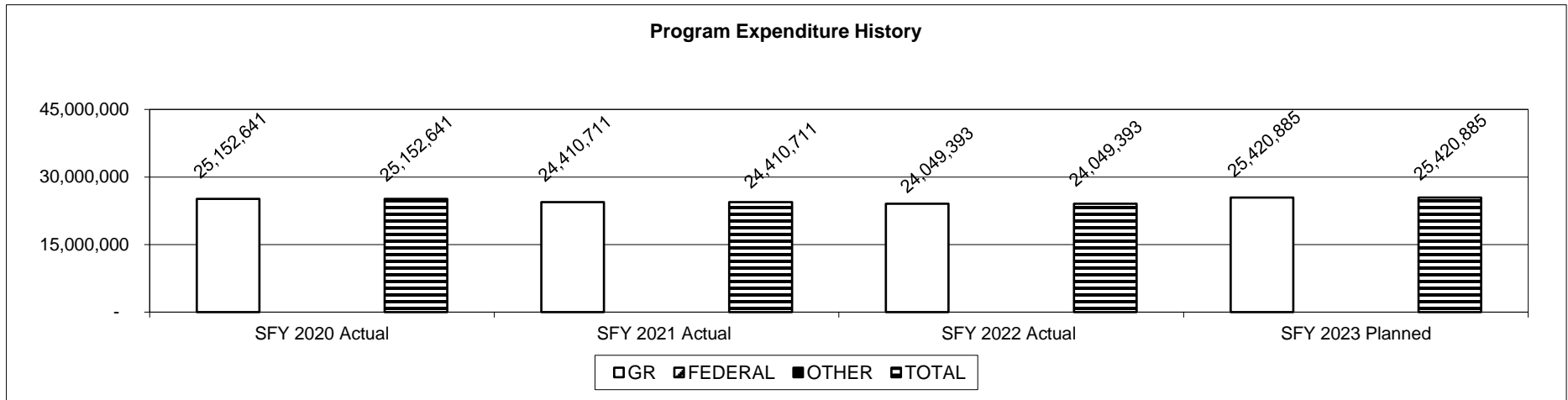
Department: Social Services

HB Section(s): 11.170

Program Name: Supplemental Nursing Care

Program is found in the following core budget(s): Supplemental Nursing Care

3. Provide actual expenditures for the prior three fiscal years and planned expenditures for the current fiscal year. (Note: Amounts do not include fringe benefit costs.)



4. What are the sources of the "Other " funds?

N/A

5. What is the authorization for this program, i.e., federal or state statute, etc.? (Include the federal program number, if applicable.)

State statute: Sections 208.016 & 208.030, RSMo.; Federal law: Section 1618 of the Social Security Act.

6. Are there federal matching requirements? If yes, please explain.

No.

7. Is this a federally mandated program? If yes, please explain.

Yes. Section 1618 of the Social Security Act, RSMo 208.030. It is an optional state program that provides monthly cash benefits for eligible persons in residential care facilities and in non-MO HealthNet certified areas of ICF/SNF nursing facilities. Federal law mandates that once a state exercises their option to operate a program it may not be terminated without losing all federal Medicaid Assistance.

Core - Blind Pension

CORE DECISION ITEM

Department: Social Services
Division: Family Support
Core: Blind Pension

Budget Unit: 90160C
HB Section: 11.175

1. CORE FINANCIAL SUMMARY

FY 2024 Budget Request				
	GR	Federal	Other	Total
PS	0	0	0	0
EE	0	0	0	0
PSD	0	0	37,262,368	37,262,368
TRF	0	0	0	0
Total	0	0	37,262,368	37,262,368
FTE	0.00	0.00	0.00	0.00

Est. Fringe	0	0	0	0
<i>Note: Fringes budgeted in House Bill 5 except for certain fringes budgeted directly to MoDOT, Highway Patrol, and Conservation.</i>				

Other Funds: Blind Pension Fund (0621) - \$37,262,368

FY 2024 Governor's Recommendation				
	GR	Federal	Other	Total
PS	0	0	0	0
EE	0	0	0	0
PSD	0	0	0	0
TRF	0	0	0	0
Total	0	0	0	0
FTE	0.00	0.00	0.00	0.00

Est. Fringe	0	0	0	0
<i>Note: Fringes budgeted in House Bill 5 except for certain fringes budgeted directly to MoDOT, Highway Patrol, and Conservation.</i>				

Other Funds:

2. CORE DESCRIPTION

This appropriation provides assistance to two groups:

Assistance for blind persons who do not qualify under the supplemental aid to the blind law and who are not eligible for Supplemental Security Income benefits (Blind Pension Program); and

Assistance for blind persons who meet certain requirements with reasonable subsistence in accordance with standards developed by the Family Support Division (Supplemental Aid to the Blind Program).

The revenue source for the Blind Pension Fund comes from an annual tax of three cents (\$.03) on each one hundred dollar (\$100) valuation on taxable property (Section 209.130, RSMo.).

3. PROGRAM LISTING (list programs included in this core funding)

Blind Pension

CORE DECISION ITEM

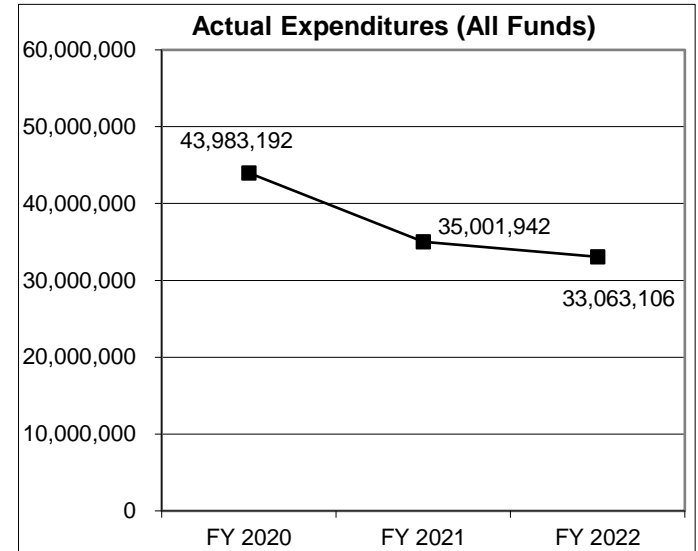
Department: Social Services
Division: Family Support
Core: Blind Pension

Budget Unit: 90160C

HB Section: 11.175

4. FINANCIAL HISTORY

	FY 2020 Actual	FY 2021 Actual	FY 2022 Actual	FY 2023 Current Yr.
Appropriation (All Funds)	48,754,218	38,162,368	37,262,368	37,262,368
Less Reverted (All Funds)	(49,255)	0	0	0
Less Restricted (All Funds)	0	0	0	0
Budget Authority (All Funds)	48,704,963	38,162,368	37,262,368	37,262,368
Actual Expenditures (All Funds)	43,983,192	35,001,942	33,063,106	N/A
Unexpended (All Funds)	4,721,771	3,160,426	4,199,262	N/A
Unexpended, by Fund:				
General Revenue	1,536,893	359,663	0	N/A
Federal	0	0	0	N/A
Other	3,184,878	2,800,763	4,199,262	N/A
	(1)	(2)	(3)	



*Current year restricted amount is as of September 1, 2022.

Reverted includes the statutory three- percent reserve (when applicable).

Restricted includes any Governor's Expenditure Restriction (when applicable).

NOTES:

(1) FY 2020 - Blind Pension Settlement remainder transfer from GR to the Blind Pension Fund (\$9,550,001) appropriated. There was a core reduction of \$3,917,114 GR. Blind Pension authority increase of \$1,800,000 granted to maintain Blind Pension payments at the current rate.

(2) FY 2021 - There was a core reduction of \$10,591,850, to reflect prior settlement claims paid. There was a \$300,000 transfer from GR to the Blind Pension fund to reflect the final Blind Pension Settlement remainder.

(3) FY 2022 - There was a reduction of core transfer of \$900,000 (\$600,000 GR, \$300,000 Other Funds).

CORE RECONCILIATION DETAIL

**DEPARTMENT OF SOCIAL SERVICES
BLIND PENSIONS**

5. CORE RECONCILIATION DETAIL

	Budget Class	FTE	GR	Federal	Other	Total	Explanation
TAFP AFTER VETOES							
	PD	0.00	0	0	37,262,368	37,262,368	
	Total	0.00	0	0	37,262,368	37,262,368	
DEPARTMENT CORE REQUEST							
	PD	0.00	0	0	37,262,368	37,262,368	
	Total	0.00	0	0	37,262,368	37,262,368	
GOVERNOR'S RECOMMENDED CORE							
	PD	0.00	0	0	37,262,368	37,262,368	
	Total	0.00	0	0	37,262,368	37,262,368	

DECISION ITEM SUMMARY

Budget Unit									
Decision Item	FY 2022	FY 2022	FY 2023	FY 2023	FY 2024	FY 2024	*****	*****	
Budget Object Summary	ACTUAL	ACTUAL	BUDGET	BUDGET	DEPT REQ	DEPT REQ	SECURED	SECURED	
Fund	DOLLAR	FTE	DOLLAR	FTE	DOLLAR	FTE	COLUMN	COLUMN	
BLIND PENSIONS									
CORE									
PROGRAM-SPECIFIC									
BLIND PENSION	33,063,106	0.00	37,262,368	0.00	37,262,368	0.00	0	0.00	
TOTAL - PD	33,063,106	0.00	37,262,368	0.00	37,262,368	0.00	0	0.00	
TOTAL	33,063,106	0.00	37,262,368	0.00	37,262,368	0.00	0	0.00	
Blind Pension Rate Increase - 1886005									
PROGRAM-SPECIFIC									
BLIND PENSION	0	0.00	0	0.00	1,657,656	0.00	0	0.00	
TOTAL - PD	0	0.00	0	0.00	1,657,656	0.00	0	0.00	
TOTAL	0	0.00	0	0.00	1,657,656	0.00	0	0.00	
GRAND TOTAL	\$33,063,106	0.00	\$37,262,368	0.00	\$38,920,024	0.00	\$0	0.00	

DECISION ITEM DETAIL

Budget Unit	FY 2022	FY 2022	FY 2023	FY 2023	FY 2024	FY 2024	*****	*****
Decision Item	ACTUAL	ACTUAL	BUDGET	BUDGET	DEPT REQ	DEPT REQ	SECURED	SECURED
Budget Object Class	DOLLAR	FTE	DOLLAR	FTE	DOLLAR	FTE	COLUMN	COLUMN
BLIND PENSIONS								
CORE								
PROGRAM DISTRIBUTIONS	33,063,106	0.00	37,262,368	0.00	37,262,368	0.00	0	0.00
TOTAL - PD	33,063,106	0.00	37,262,368	0.00	37,262,368	0.00	0	0.00
GRAND TOTAL	\$33,063,106	0.00	\$37,262,368	0.00	\$37,262,368	0.00	\$0	0.00
GENERAL REVENUE	\$0	0.00	\$0	0.00	\$0	0.00		0.00
FEDERAL FUNDS	\$0	0.00	\$0	0.00	\$0	0.00		0.00
OTHER FUNDS	\$33,063,106	0.00	\$37,262,368	0.00	\$37,262,368	0.00		0.00

PROGRAM DESCRIPTION

Department: Social Services

HB Section(s): 11.175

Program Name: Blind Pension

Program is found in the following core budget(s): Blind Pension

1a. What strategic priority does this program address?

Secure and sustain healthy and safe lives for individuals

1b. What does this program do?

The Department of Social Services (DSS), Family Support Division (FSD) determines eligibility and administers this program to help blind Missourians by providing monthly cash benefits.

The Blind Pension Program is cash assistance for blind persons who do not qualify under the supplemental aid to the blind law and who are not eligible for Supplemental Security Income benefits. The Supplemental Aid to the Blind Program is cash assistance for blind persons who meet certain requirements with reasonable subsistence in accordance with standards developed by the Family Support Division. In addition to the cash grant, individuals in both programs are provided with medical coverage from MO HealthNet's budget.

HB 2171 (2018) was implemented to ensure that only eligible blind Missourians are receiving benefits.

Each person eligible for Blind Pension receives a monthly cash grant and medical coverage funded by MO HealthNet, depending on eligibility. The grant is \$750. Eligibility requirements of the Blind Pension program:

- Must be 18 years of age or older;
- Missouri resident;
- United States citizen or eligible non-citizen;
- Has not given away, sold, or transferred real or personal property in order to be eligible for Blind Pension;
- Single, or married and living with spouse, and does not own real or personal property (excluding their residence) worth \$30,000 or more, with the first \$100,000 in an individual's Achieving a Better Life Experience (ABLE) account excluded;
- Determined to be totally blind as defined by law (vision cannot be corrected to better than 5/200 in the better eye or visual field of less than or equal to 5 degrees in the better eye for at least 12 months);
- Willing to have a medical treatment or an operation to cure their blindness unless they are 75 years old or older;
- Is not a resident of a public, private, or endowed institution except a public medical institution;
- Shall not obtain, maintain, or renew a driver license, or operate a motor vehicle with or without a valid driver's license;
- Has not pleaded guilty or been found to have violated provisions of Sections 209.010 to 209.160, RSMo.; and
- A sighted spouse may not have an annual income that is equal to or greater than 500% of the federal poverty level (FPL).

PROGRAM DESCRIPTION

Department: Social Services

HB Section(s): 11.175

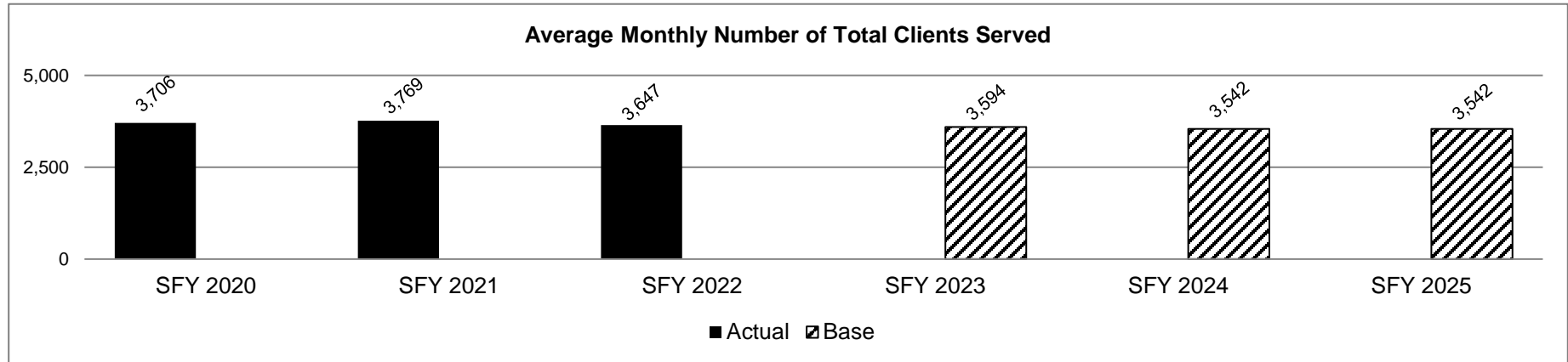
Program Name: Blind Pension

Program is found in the following core budget(s): Blind Pension

Supplemental Aid to the Blind (SAB) is operated in Missouri in conjunction with a totally state-supported blind pension program. Eligible individuals receive a monthly cash grant and Title XIX MO HealthNet benefits. The grant is the difference between the maximum grant (\$750) and the SSI payment that the individual receives. Eligibility requirements for the SAB program:

- Must be 18 years of age or older;
- Missouri resident;
- Single and does not own real or personal property (excluding their residence) worth more than \$5,302 or, if married and living with spouse, does not own real or personal property worth more than \$10,604 individually or jointly;
- Determined to be totally blind as defined by law (vision cannot be corrected to better than 5/200 in the better eye or visual field of less than or equal to 5 degrees in the better eye for at least 12 months);
- Is not a resident of a public, private or endowed institution except a public medical institution; and
- Has applied for Supplemental Security Income (SSI).

2a. Provide an activity measure(s) for the program.



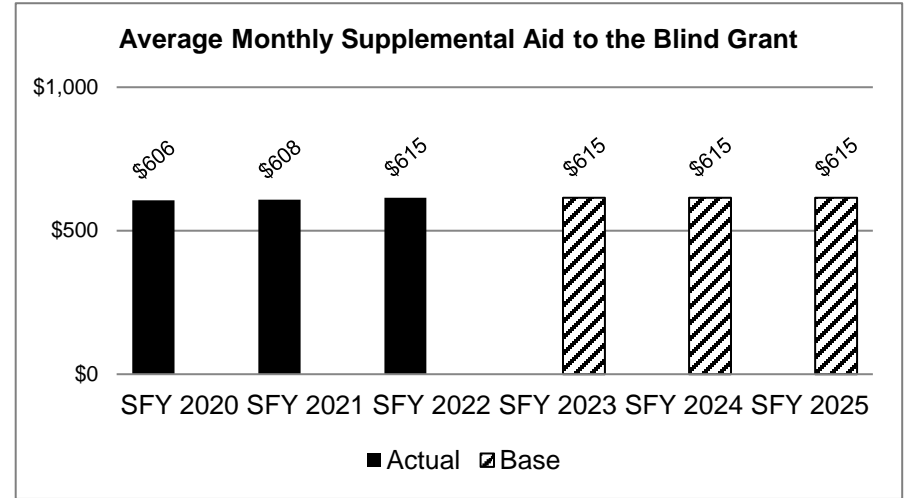
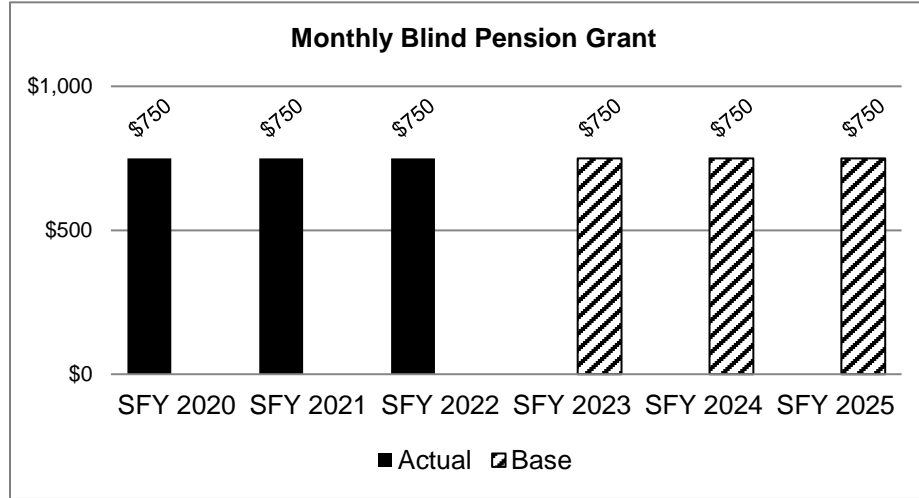
PROGRAM DESCRIPTION

Department: Social Services

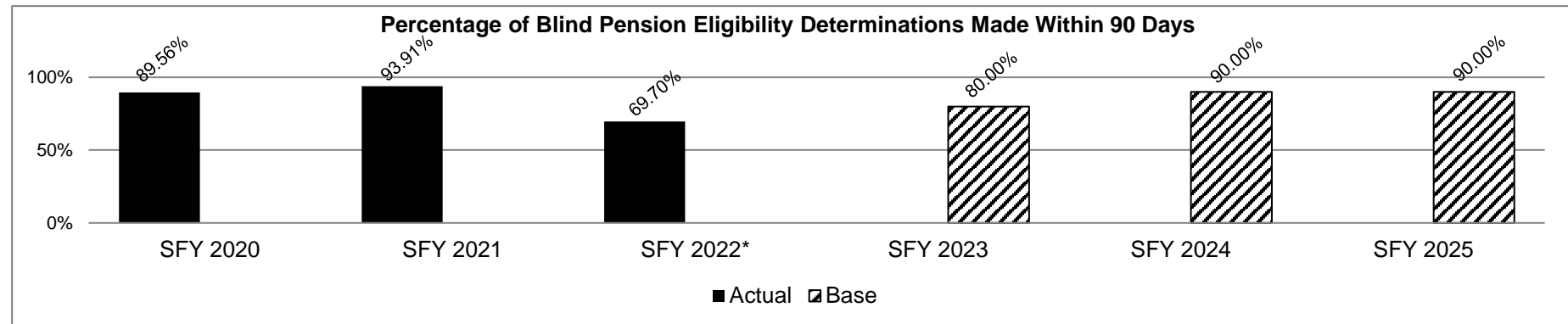
Program Name: Blind Pension

Program is found in the following core budget(s): Blind Pension

HB Section(s): 11.175



2b. Provide a measure(s) of the program's quality.



*SFY 2022 decrease can be attributed to an influx of applications for the Adult Expansion Group (AEG). This is projected to increase as the AEG population stabilizes and the number of applications decrease.

PROGRAM DESCRIPTION


Department: Social Services

HB Section(s): 11.175

Program Name: Blind Pension

Program is found in the following core budget(s): Blind Pension

2c. Provide a measure(s) of the program's impact.

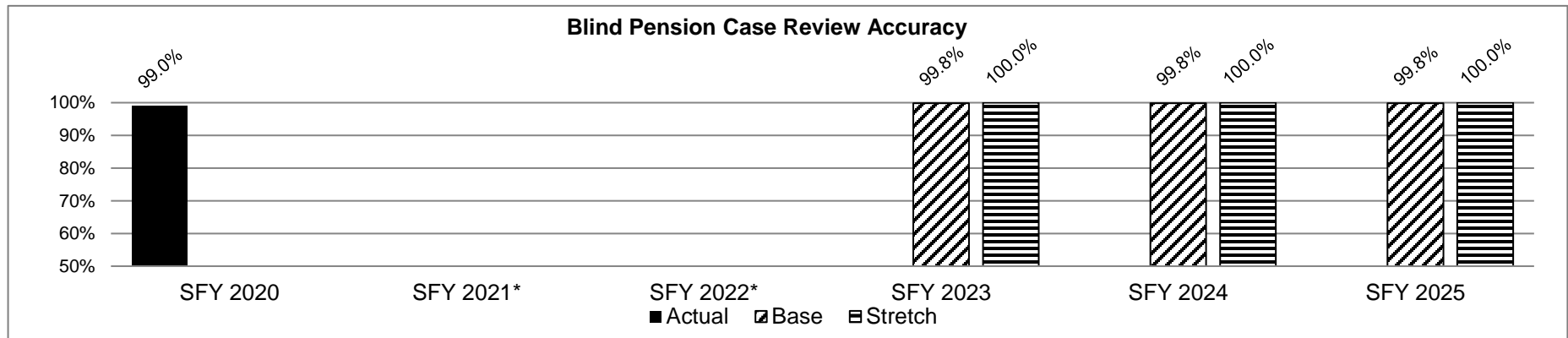


*SFY 2020 Actual updated to reflect more accurate data.

The Family Support Division began referring newly approved Blind Pension recipients and current recipients, upon request, to Rehabilitation Services for the Blind in SFY 2019. Participation in RSB services is not required for individuals to receive Blind Pension.

**SFY 2021 and SFY 2022 data reflects a decrease that occurred as a result of the COVID-19 pandemic.

2d. Provide a measure(s) of the program's efficiency.



*In SFY 2021 and SFY 2022 there is no data to report as COVID-19 Public Health Emergency guidelines suspended the requirement of case reviews.

PROGRAM DESCRIPTION

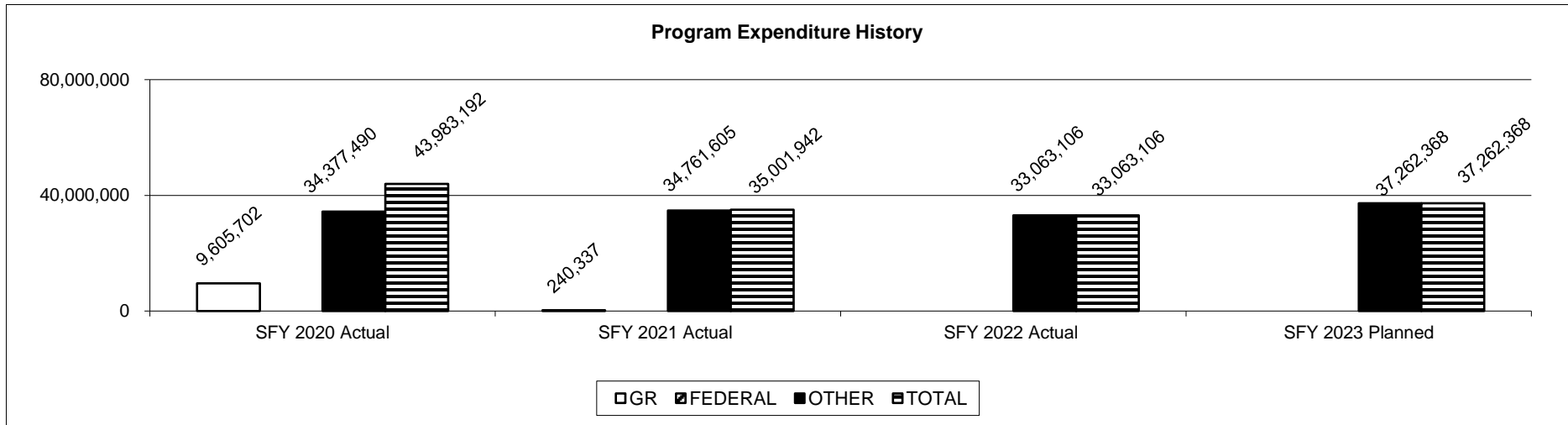
Department: Social Services

HB Section(s): 11.175

Program Name: Blind Pension

Program is found in the following core budget(s): Blind Pension

3. Provide actual expenditures for the prior three fiscal years and planned expenditures for the current fiscal year. (Note: Amounts do not include fringe benefit costs.)



4. What are the sources of the "Other " funds?

Blind Pension Fund (0621)

5. What is the authorization for this program, i.e., federal or state statute, etc.? (Include the federal program number, if applicable.)

State statute: Chapter 209 and Sections 208.020 and 208.030 RSMo., Missouri Constitution, Article III, Section 38 (b).

6. Are there federal matching requirements? If yes, please explain.

No.

7. Is this a federally mandated program? If yes, please explain.

Blind Pension is not federally mandated because it is a fully state-funded program. SAB is mandated through the receipt of federal funds. Federal law mandates that once a state exercises their option to operate a program, such as SAB, it may not be terminated without losing all federal medical assistance.

NDI - Blind Pension Rate Increase

NEW DECISION ITEM

Department: Social Services
Division: Family Support
DI Name: Blind Pension Rate Increase DI# 1886005

Budget Unit 90160C
HB Section 11.175

1. AMOUNT OF REQUEST

	FY 2024 Budget Request			
	GR	Federal	Other	Total
PS	0	0	0	0
EE	0	0	0	0
PSD	0	0	1,657,656	1,657,656
TRF	0	0	0	0
Total	0	0	1,657,656	1,657,656

FTE 0.00 0.00 0.00 0.00

Est. Fringe	0	0	0	0
-------------	---	---	---	---

Note: Fringes budgeted in House Bill 5 except for certain fringes budgeted directly to MoDOT, Highway Patrol, and Conservation.

Other Funds: Blind Pension (0621)- \$1,657,656
Non-Counts:

	FY 2024 Governor's Recommendation			
	GR	Federal	Other	Total
PS	0	0	0	0
EE	0	0	0	0
PSD	0	0	0	0
TRF	0	0	0	0
Total	0	0	0	0

FTE 0.00 0.00 0.00 0.00

Est. Fringe	0	0	0	0
-------------	---	---	---	---

Note: Fringes budgeted in House Bill 5 except for certain fringes budgeted directly to MoDOT, Highway Patrol, and Conservation.

Other Funds:
Non-Counts:

2. THIS REQUEST CAN BE CATEGORIZED AS:

<input type="checkbox"/> New Legislation	<input type="checkbox"/> New Program	<input type="checkbox"/> Fund Switch
<input type="checkbox"/> Federal Mandate	<input type="checkbox"/> Program Expansion	<input type="checkbox"/> Cost to Continue
<input type="checkbox"/> GR Pick-Up	<input type="checkbox"/> Space Request	<input type="checkbox"/> Equipment Replacement
<input type="checkbox"/> Pay Plan	<input checked="" type="checkbox"/> Other: Rate Increase	

3. WHY IS THIS FUNDING NEEDED? PROVIDE AN EXPLANATION FOR ITEMS CHECKED IN #2. INCLUDE THE FEDERAL OR STATE STATUTORY OR CONSTITUTIONAL AUTHORIZATION FOR THIS PROGRAM.

Section 209.040 subsection 6, RSMo. states "The Department of Social Services shall submit to the General Assembly a projected estimate of the monthly pension payment for each upcoming fiscal year with the department's proposed budget request for each upcoming fiscal year. The estimate may consider projected revenues from the tax levied under section 209.130, the projected balance in the blind pension fund, projected cash flow estimates to the blind pension fund, and estimates of the number of persons eligible to receive blind pension payments in each upcoming fiscal year. The Department may consult with the state treasurer, the Department of Revenue, and other sources in estimating projected revenues under this subsection. The estimated change in the monthly pension payment for each upcoming fiscal year shall be calculated as follows: one-twelfth of the quotient obtained by dividing seventy-five percent of the annual change in the amount of funds in the blind pension fund for the preceding fiscal year by the projected number of persons eligible to receive the monthly pension provided in subsection 1 of this section."

Based on this methodology, the Division is requesting a rate increase of \$39 per month for Blind Pension recipients (from \$750 to \$789 and a maximum grant of \$654 for Supplemental Aid to the Blind recipients).

NEW DECISION ITEM

Department: Social Services	Budget Unit 90160C
Division: Family Support	
DI Name: Blind Pension Rate Increase	DI# 1886005
	HB Section 11.175

4. DESCRIBE THE DETAILED ASSUMPTIONS USED TO DERIVE THE SPECIFIC REQUESTED AMOUNT. (How did you determine that the requested number of FTE were appropriate? From what source or standard did you derive the requested levels of funding? Were alternatives such as outsourcing or automation considered? If based on new legislation, does request tie to TAFP fiscal note? If not, explain why. Detail which portions of the request are one-times and how those amounts were calculated.)

Blind Pension Rate Change Based on Prior Statute

FY 2024 Revenue Estimate

FY 2021 Actual	\$37,550,966	
FY 2022 Actual	\$39,771,524	
Increase from FY2021 to FY2022		\$2,220,558
FY 2023 Estimated Increase (same as 2022)		\$2,220,558
FY 2024 Estimated Increase (same as 2022)		\$2,220,558

FY 2024 Total Monthly Caseload Estimate

FY 2022 Actual	3,647		
FY 2023 Estimate*	3,594	(53)	-1.45% Based on 4 year avg
FY 2024 Estimate*	3,542	(52)	-1.45%

*Caseload change is based on a 4-year average.

Calculate Base Rate Increase

Revenue Growth	\$2,220,558	
x 75%	x 0.75	
	1,665,419	
Est. Annual BP Caseload	÷ 42,504	(Total Monthly Caseload Est. x 12)
Base Rate Increase	\$39.18	

FY 2023 Rate	\$750	
FY 2024 Rate Change (rounded)	\$39	
	\$789	

FY 2024 Rate Increase	\$39	
-----------------------	------	--

FY 2024 Rate Change Request

FY 2024 Rate Change Request	\$39	
FY 2024 Monthly Estimated Caseload	3,542	
FY 2024 BP Rate Change Request	\$1,657,656	

NEW DECISION ITEM

Department: Social Services
Division: Family Support
DI Name: Blind Pension Rate Increase DI# 1886005

Budget Unit 90160C
HB Section 11.175

5. BREAK DOWN THE REQUEST BY BUDGET OBJECT CLASS, JOB CLASS, AND FUND SOURCE. IDENTIFY ONE-TIME COSTS.									
Budget Object Class/Job Class	Dept Req GR DOLLARS	Dept Req GR FTE	Dept Req FED DOLLARS	Dept Req FED FTE	Dept Req OTHER DOLLARS	Dept Req OTHER FTE	Dept Req TOTAL DOLLARS	Dept Req TOTAL FTE	Dept Req One-Time DOLLARS
							0		
							0	0.0	
Total PS	0	0.0	0	0.0	0	0.0	0	0.0	0
							0		
							0		
							0		
Total EE	0		0		0		0		0
Program Distributions					1,657,656		1,657,656		
Total PSD	0		0		1,657,656		1,657,656		0
Transfers									
Total TRF	0		0		0		0		0
Grand Total	0	0.0	0	0.0	1,657,656	0.0	1,657,656	0.0	0

NEW DECISION ITEM

Department: Social Services
Division: Family Support
DI Name: Blind Pension Rate Increase DI# 1886005

Budget Unit 90160C
HB Section 11.175

Budget Object Class/Job Class	Gov Rec GR DOLLARS	Gov Rec GR FTE	Gov Rec FED DOLLARS	Gov Rec FED FTE	Gov Rec OTHER DOLLARS	Gov Rec OTHER FTE	Gov Rec TOTAL DOLLARS	Gov Rec TOTAL FTE	Gov Rec One-Time DOLLARS
							0		
							0	0.0	
Total PS	0	0.0	0	0.0	0	0.0	0	0.0	0
							0		
							0		
							0		
							0		
Total EE	0		0		0		0		0
Program Distributions							0		
Total PSD	0		0		0		0		0
Transfers									
Total TRF	0		0		0		0		0
Grand Total	0	0.0	0	0.0	0	0.0	0	0.0	0

NEW DECISION ITEM

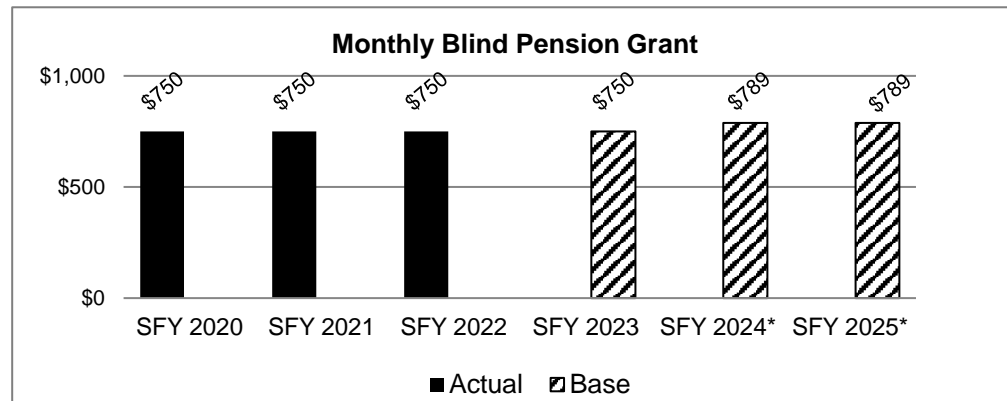
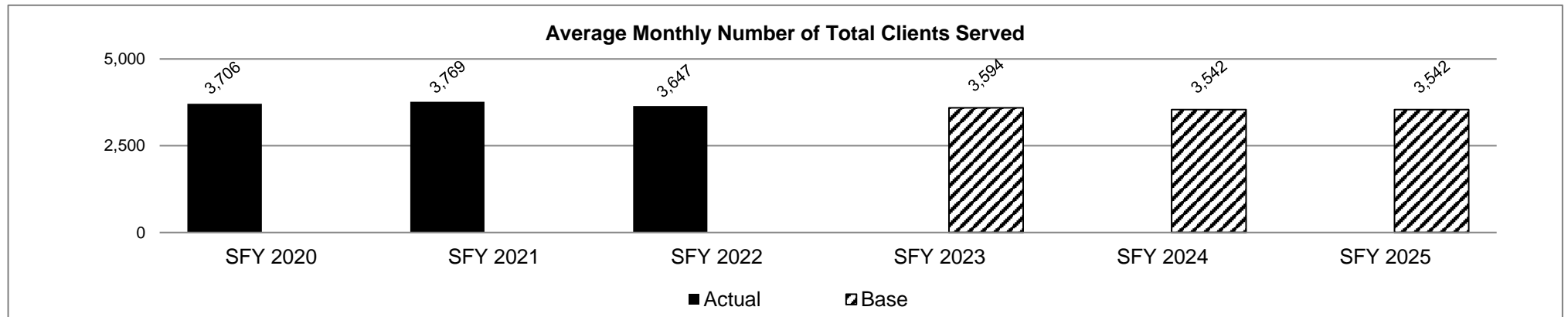
Department: Social Services
Division: Family Support
DI Name: Blind Pension Rate Increase

DI# 1886005

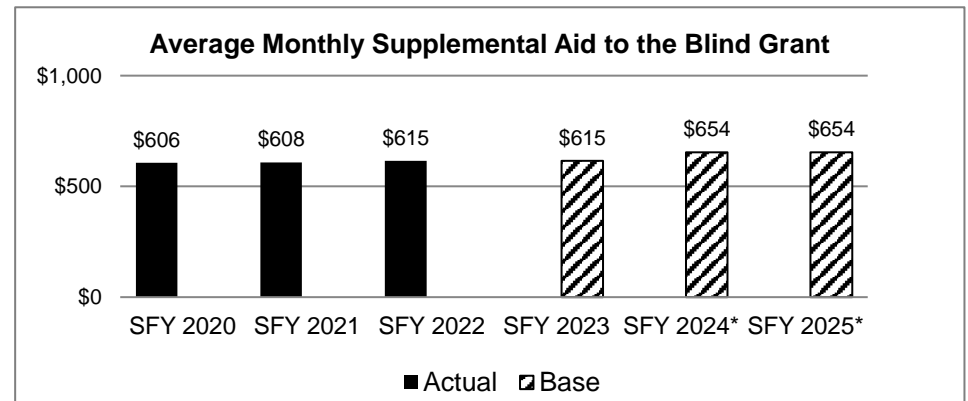
Budget Unit 90160C
HB Section 11.175

6. PERFORMANCE MEASURES (If new decision item has an associated core, separately identify projected performance with & without additional funding.)

6a. Provide an activity measure(s) for the program.



*Includes requested rate increase.



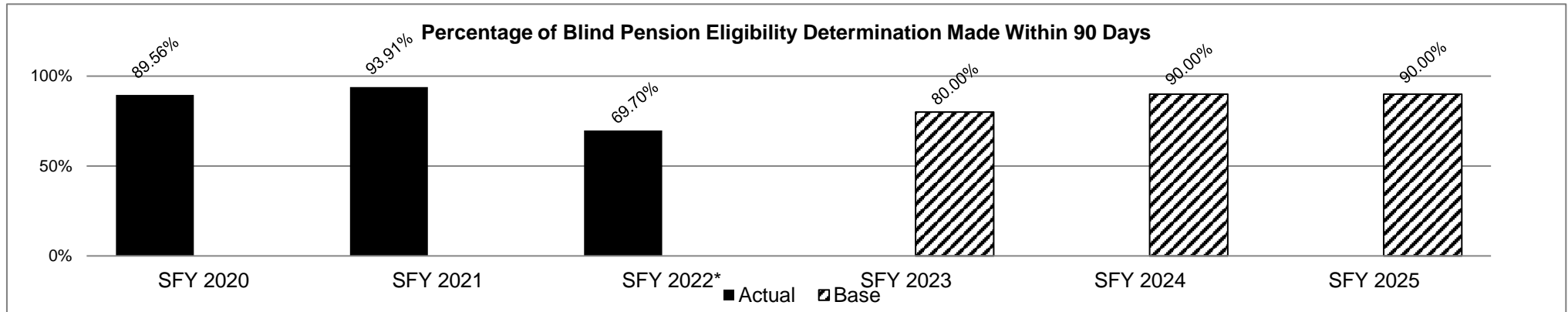
*Includes requested rate increase.

NEW DECISION ITEM

Department: Social Services
Division: Family Support
DI Name: Blind Pension Rate Increase **DI# 1886005**


Budget Unit **90160C**
HB Section **11.175**

6b. Provide a measure(s) of the program's quality.



*SFY 2022 decrease can be attributed to an influx of applications for the Adult Expansion Group (AEG). This is projected to increase as the AEG stabilizes and the number of applications decrease.

6c. Provide a measure(s) of the program's impact.



*SFY 2020 Actual updated to reflect more accurate data.

The Family Support Division began referring newly approved Blind Pension recipients and current recipients, upon request, to Rehabilitation Services for the Blind in SFY 2019. Participation in RSB services is not required for individuals to receive Blind Pension.

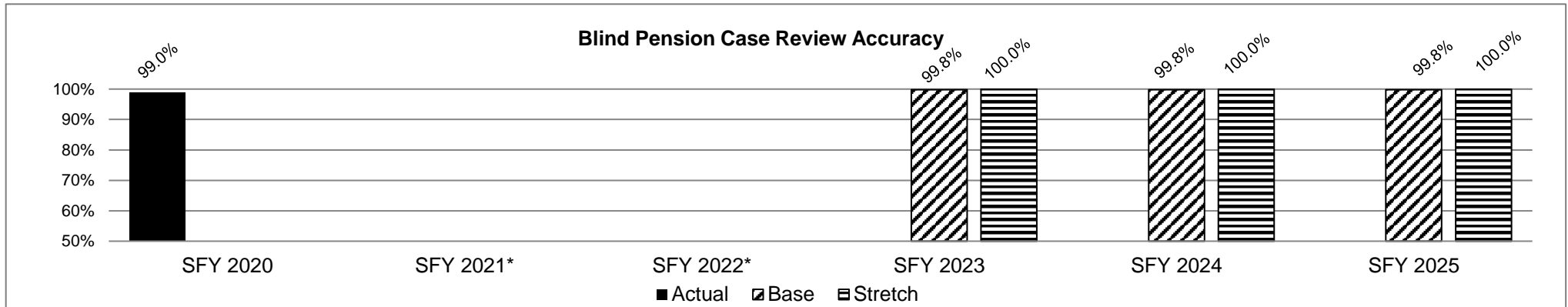
** SFY 2021 and SFY 2022 data reflects a decrease that occurred as a result of the COVID-19 pandemic.

NEW DECISION ITEM

Department: Social Services
Division: Family Support
DI Name: Blind Pension Rate Increase **DI# 1886005**

Budget Unit **90160C**
HB Section **11.175**

6d. Provide a measure(s) of the program's efficiency.



*In SFY 2021 and SFY 2022 there is no data to report as COVID-19 Public Health Emergency guidelines suspended the requirement of case reviews.

7. STRATEGIES TO ACHIEVE THE PERFORMANCE MEASUREMENT TARGETS:

The Department is working to develop strategies.

DECISION ITEM SUMMARY

Budget Unit									
Decision Item	FY 2022	FY 2022	FY 2023	FY 2023	FY 2024	FY 2024	*****	*****	
Budget Object Summary	ACTUAL	ACTUAL	BUDGET	BUDGET	DEPT REQ	DEPT REQ	SECURED	SECURED	
Fund	DOLLAR	FTE	DOLLAR	FTE	DOLLAR	FTE	COLUMN	COLUMN	
BLIND PENSIONS									
CORE									
PROGRAM-SPECIFIC									
BLIND PENSION	33,063,106	0.00	37,262,368	0.00	37,262,368	0.00	0	0.00	
TOTAL - PD	33,063,106	0.00	37,262,368	0.00	37,262,368	0.00	0	0.00	
TOTAL	33,063,106	0.00	37,262,368	0.00	37,262,368	0.00	0	0.00	
Blind Pension Rate Increase - 1886005									
PROGRAM-SPECIFIC									
BLIND PENSION	0	0.00	0	0.00	1,657,656	0.00	0	0.00	
TOTAL - PD	0	0.00	0	0.00	1,657,656	0.00	0	0.00	
TOTAL	0	0.00	0	0.00	1,657,656	0.00	0	0.00	
GRAND TOTAL	\$33,063,106	0.00	\$37,262,368	0.00	\$38,920,024	0.00	\$0	0.00	

DECISION ITEM DETAIL

Budget Unit	FY 2022	FY 2022	FY 2023	FY 2023	FY 2024	FY 2024	*****	*****
Decision Item	ACTUAL	ACTUAL	BUDGET	BUDGET	DEPT REQ	DEPT REQ	SECURED	SECURED
Budget Object Class	DOLLAR	FTE	DOLLAR	FTE	DOLLAR	FTE	COLUMN	COLUMN
BLIND PENSIONS								
Blind Pension Rate Increase - 1886005								
PROGRAM DISTRIBUTIONS	0	0.00	0	0.00	1,657,656	0.00	0	0.00
TOTAL - PD	0	0.00	0	0.00	1,657,656	0.00	0	0.00
GRAND TOTAL	\$0	0.00	\$0	0.00	\$1,657,656	0.00	\$0	0.00
GENERAL REVENUE	\$0	0.00	\$0	0.00	\$0	0.00		0.00
FEDERAL FUNDS	\$0	0.00	\$0	0.00	\$0	0.00		0.00
OTHER FUNDS	\$0	0.00	\$0	0.00	\$1,657,656	0.00		0.00

Core – Blind Administration

CORE DECISION ITEM

Department: Social Services
Division: Family Support
Core: Blind Administration

Budget Unit: 90177C
HB Section: 11.225

1. CORE FINANCIAL SUMMARY

FY 2024 Budget Request				
	GR	Federal	Other	Total
PS	943,092	3,494,314	0	4,437,406
EE	130,635	744,824	0	875,459
PSD	3,396	6,604	0	10,000
TRF	0	0	0	0
Total	1,077,123	4,245,742	0	5,322,865
FTE	23.45	79.24	0.00	102.69

Est. Fringe	714,274	2,505,018	0	3,219,292
<i>Note: Fringes budgeted in House Bill 5 except for certain fringes budgeted directly to MoDOT, Highway Patrol, and Conservation.</i>				

Other Funds: N/A

FY 2024 Governor's Recommendation				
	GR	Federal	Other	Total
PS	0	0	0	0
EE	0	0	0	0
PSD	0	0	0	0
TRF	0	0	0	0
Total	0	0	0	0
FTE	0.00	0.00	0.00	0.00

Est. Fringe	0	0	0	0
<i>Note: Fringes budgeted in House Bill 5 except for certain fringes budgeted directly to MoDOT, Highway Patrol, and Conservation.</i>				

Other Funds: N/A

2. CORE DESCRIPTION

This appropriation provides funding for personal services, expense and equipment, and communication costs for both field and central office staff to administer the Services for the Visually Impaired programs.

3. PROGRAM LISTING (list programs included in this core funding)

Blind Administration

CORE DECISION ITEM

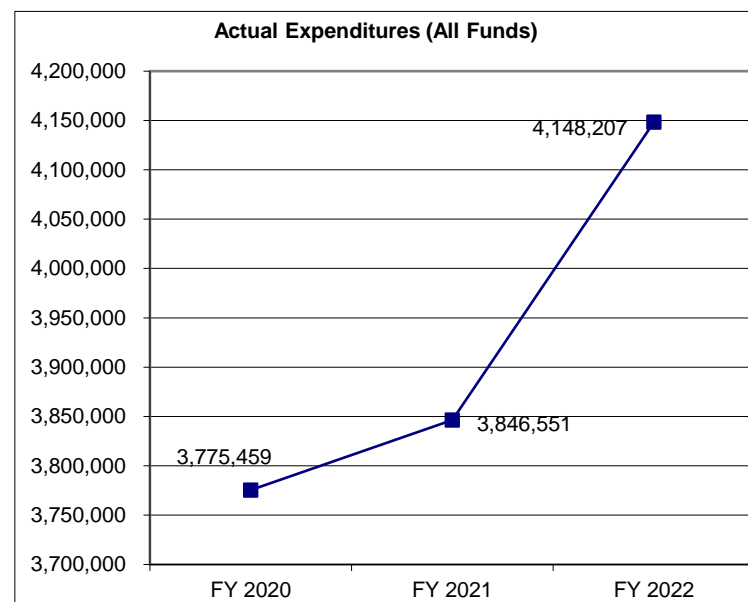
Department: Social Services
Division: Family Support
Core: Blind Administration

Budget Unit: 90177C

HB Section: 11.225

4. FINANCIAL HISTORY

	FY 2020 Actual	FY 2021 Actual	FY 2022 Actual	FY 2023 Current Yr.
Appropriation (All Funds)	4,889,591	4,972,204	5,015,977	5,322,865
Less Reverted (All Funds)	(29,175)	(30,114)	(30,375)	(32,314)
Less Restricted (All Funds)	0	0	0	0
Budget Authority (All Funds)	4,860,416	4,942,090	4,985,602	5,290,551
Actual Expenditures (All Funds)	3,775,459	3,846,551	4,148,207	N/A
Unexpended (All Funds)	1,084,957	1,095,539	837,395	N/A
Unexpended, by Fund:				
General Revenue	282,740	5,073	25,904	N/A
Federal	802,217	1,090,466	811,491	N/A
Other	0	0	0	N/A
	(1,2)	(3)	(4)	(5)



*Current year restricted amount is as of September 1, 2022.

Reverted includes the statutory three- percent reserve (when applicable).

Restricted includes any Governor's Expenditure Restriction (when applicable).

NOTES:

(1) FY 2020 - There were three different pay plan increases for a total of \$114,900 (\$38,230 GR, \$76,670 FF).

(2) FY 2020 - There was a GR lapse that can be attributed to the Department limiting all nonessential expense and equipment purchases due to revenue shortfalls as a result of the COVID-19 pandemic.

(3) FY 2021 - There were two different pay plan increases for a total of \$78,867 (\$30,008 GR, \$48,859 FF) and a core reallocation of \$3,746 (\$1,294 GR, \$2,452 FF) for mileage reimbursement.

(4) FY 2022 - There was a pay plan increase of \$40,922 (\$8,696 GR, \$32,226 FF) and an increase of \$2,851 FF for mileage reimbursement.

(5) FY 2023 - There were pay plan increases of \$304,037 (\$64,617 GR, \$239,420 FF) and an increase of \$2,851 FF for mileage reimbursement.

CORE RECONCILIATION DETAIL

**DEPARTMENT OF SOCIAL SERVICES
BLIND ADMIN**

5. CORE RECONCILIATION DETAIL

				Budget Class	FTE	GR	Federal	Other	Total	Explanation
TAFP AFTER VETOES										
				PS	102.69	943,092	3,494,314	0	4,437,406	
				EE	0.00	133,635	749,350	0	882,985	
				PD	0.00	396	2,078	0	2,474	
				Total	102.69	1,077,123	4,245,742	0	5,322,865	
DEPARTMENT CORE ADJUSTMENTS										
Core Reallocation	416	1466		EE	0.00	0	(4,526)	0	(4,526)	
Core Reallocation	416	3402		EE	0.00	(3,000)	0	0	(3,000)	
Core Reallocation	416	1466		PD	0.00	0	4,526	0	4,526	
Core Reallocation	416	3402		PD	0.00	3,000	0	0	3,000	
NET DEPARTMENT CHANGES					0.00	0	0	0	0	
DEPARTMENT CORE REQUEST										
				PS	102.69	943,092	3,494,314	0	4,437,406	
				EE	0.00	130,635	744,824	0	875,459	
				PD	0.00	3,396	6,604	0	10,000	
				Total	102.69	1,077,123	4,245,742	0	5,322,865	
GOVERNOR'S RECOMMENDED CORE										
				PS	102.69	943,092	3,494,314	0	4,437,406	
				EE	0.00	130,635	744,824	0	875,459	
				PD	0.00	3,396	6,604	0	10,000	
				Total	102.69	1,077,123	4,245,742	0	5,322,865	

DECISION ITEM SUMMARY

Budget Unit								
Decision Item	FY 2022	FY 2022	FY 2023	FY 2023	FY 2024	FY 2024	*****	*****
Budget Object Summary	ACTUAL	ACTUAL	BUDGET	BUDGET	DEPT REQ	DEPT REQ	SECURED	SECURED
Fund	DOLLAR	FTE	DOLLAR	FTE	DOLLAR	FTE	COLUMN	COLUMN
BLIND ADMIN								
CORE								
PERSONAL SERVICES								
GENERAL REVENUE	843,854	20.12	943,092	23.45	956,092	23.45	0	0.00
DEPT OF SOC SERV FEDERAL & OTH	2,762,726	66.20	3,494,314	79.24	3,481,314	79.24	0	0.00
TOTAL - PS	3,606,580	86.32	4,437,406	102.69	4,437,406	102.69	0	0.00
EXPENSE & EQUIPMENT								
GENERAL REVENUE	106,266	0.00	133,635	0.00	130,635	0.00	0	0.00
DEPT OF SOC SERV FEDERAL & OTH	417,513	0.00	749,350	0.00	744,824	0.00	0	0.00
TOTAL - EE	523,779	0.00	882,985	0.00	875,459	0.00	0	0.00
PROGRAM-SPECIFIC								
GENERAL REVENUE	6,107	0.00	396	0.00	3,396	0.00	0	0.00
DEPT OF SOC SERV FEDERAL & OTH	11,741	0.00	2,078	0.00	6,604	0.00	0	0.00
TOTAL - PD	17,848	0.00	2,474	0.00	10,000	0.00	0	0.00
TOTAL	4,148,207	86.32	5,322,865	102.69	5,322,865	102.69	0	0.00
GRAND TOTAL	\$4,148,207	86.32	\$5,322,865	102.69	\$5,322,865	102.69	\$0	0.00

9/13/22 15:18

im_disummary

DECISION ITEM DETAIL

Budget Unit	FY 2022	FY 2022	FY 2023	FY 2023	FY 2024	FY 2024	*****	*****
Decision Item	ACTUAL	ACTUAL	BUDGET	BUDGET	DEPT REQ	DEPT REQ	SECURED	SECURED
Budget Object Class	DOLLAR	FTE	DOLLAR	FTE	DOLLAR	FTE	COLUMN	COLUMN
BLIND ADMIN								
CORE								
MISCELLANEOUS TECHNICAL	71	0.00	0	0.00	0	0.00	0	0.00
SPECIAL ASST OFFICIAL & ADMSTR	89,054	0.98	95,258	1.00	95,258	1.00	0	0.00
ADMIN SUPPORT ASSISTANT	0	0.00	33,522	1.00	33,522	1.00	0	0.00
LEAD ADMIN SUPPORT ASSISTANT	183,406	5.68	252,867	7.00	252,867	7.00	0	0.00
ADMIN SUPPORT PROFESSIONAL	106,805	2.91	121,656	3.00	121,656	3.00	0	0.00
ADMINISTRATIVE MANAGER	58,097	0.98	62,146	1.00	62,146	1.00	0	0.00
PROGRAM SPECIALIST	267,446	6.06	367,936	8.00	367,936	8.00	0	0.00
SENIOR PROGRAM SPECIALIST	127,449	2.64	151,017	3.00	151,017	3.00	0	0.00
PROGRAM COORDINATOR	55,226	0.95	148,815	3.00	148,815	3.00	0	0.00
PROGRAM MANAGER	110,219	1.62	70,110	1.00	70,110	1.00	0	0.00
SR STAFF DEV TRAINING SPEC	12,621	0.23	0	0.00	53,832	1.00	0	0.00
SENIOR ACCOUNTS ASSISTANT	16,263	0.47	28,199	0.77	28,199	0.77	0	0.00
REHABILITATION ASSOCIATE	433,452	14.10	525,100	16.00	525,100	16.00	0	0.00
REHABILITATION SPECIALIST	753,388	19.47	1,281,018	30.92	1,003,246	24.92	0	0.00
SR REHABILITATION SPECIALIST	921,484	21.47	859,729	19.00	1,083,669	24.00	0	0.00
REHABILITATION COORDINATOR	400,152	7.62	386,202	7.00	386,202	7.00	0	0.00
SR PUBLIC HEALTH PROGRAM SPEC	71,447	1.14	53,831	1.00	53,831	1.00	0	0.00
TOTAL - PS	3,606,580	86.32	4,437,406	102.69	4,437,406	102.69	0	0.00
TRAVEL, IN-STATE	57,732	0.00	94,264	0.00	94,264	0.00	0	0.00
TRAVEL, OUT-OF-STATE	908	0.00	5,184	0.00	5,184	0.00	0	0.00
SUPPLIES	105,392	0.00	79,384	0.00	110,000	0.00	0	0.00
PROFESSIONAL DEVELOPMENT	10,526	0.00	23,299	0.00	23,299	0.00	0	0.00
COMMUNICATION SERV & SUPP	28,209	0.00	36,761	0.00	36,761	0.00	0	0.00
PROFESSIONAL SERVICES	242,449	0.00	625,964	0.00	516,831	0.00	0	0.00
M&R SERVICES	26,658	0.00	10,711	0.00	30,000	0.00	0	0.00
COMPUTER EQUIPMENT	146	0.00	0	0.00	0	0.00	0	0.00
OFFICE EQUIPMENT	26,497	0.00	2,159	0.00	30,000	0.00	0	0.00
OTHER EQUIPMENT	23,850	0.00	1,139	0.00	25,000	0.00	0	0.00
PROPERTY & IMPROVEMENTS	0	0.00	454	0.00	454	0.00	0	0.00
BUILDING LEASE PAYMENTS	368	0.00	1,845	0.00	1,845	0.00	0	0.00
EQUIPMENT RENTALS & LEASES	115	0.00	373	0.00	373	0.00	0	0.00

DECISION ITEM DETAIL

Budget Unit	FY 2022	FY 2022	FY 2023	FY 2023	FY 2024	FY 2024	*****	*****
Decision Item	ACTUAL	ACTUAL	BUDGET	BUDGET	DEPT REQ	DEPT REQ	SECURED	SECURED
Budget Object Class	DOLLAR	FTE	DOLLAR	FTE	DOLLAR	FTE	COLUMN	COLUMN
BLIND ADMIN								
CORE								
MISCELLANEOUS EXPENSES	929	0.00	1,448	0.00	1,448	0.00	0	0.00
TOTAL - EE	523,779	0.00	882,985	0.00	875,459	0.00	0	0.00
PROGRAM DISTRIBUTIONS	11,088	0.00	0	0.00	0	0.00	0	0.00
DEBT SERVICE	6,760	0.00	2,474	0.00	10,000	0.00	0	0.00
TOTAL - PD	17,848	0.00	2,474	0.00	10,000	0.00	0	0.00
GRAND TOTAL	\$4,148,207	86.32	\$5,322,865	102.69	\$5,322,865	102.69	\$0	0.00
GENERAL REVENUE	\$956,227	20.12	\$1,077,123	23.45	\$1,090,123	23.45		0.00
FEDERAL FUNDS	\$3,191,980	66.20	\$4,245,742	79.24	\$4,232,742	79.24		0.00
OTHER FUNDS	\$0	0.00	\$0	0.00	\$0	0.00		0.00

PROGRAM DESCRIPTION

Department: Social Services

HB Section(s): 11.225

Program Name: Blind Administration

Program is found in the following core budget(s): Blind Administration

1a. What strategic priority does this program address?

Move individuals to economic independence

1b. What does this program do?

The Department of Social Services (DSS), Family Support Division (FSD) provides operational support to help blind and visually impaired individuals by providing client services necessary to obtain employment and independent living skills commensurate with their goals and abilities.

This appropriation provides funding for:

1. The salaries and associated expense and equipment for the central office management and field staff providing direct client services.
2. The implementation of new technologies for the effective and efficient delivery of services and federal reporting in accordance with federal requirements.
3. Compliance with state and federal laws in the provision of services, expenditure requirements, documentation and reporting, and program management to promote accountability and good stewardship of taxpayer funds.

Rehabilitative Services for the Blind (RSB) administers the following services programs to blind or visually impaired Missourians (a full description of each program is provided in the Services for the Visually Impaired program description):

1. Vocational Rehabilitation (VR)
2. Business Enterprise Program (BEP)
3. Children's Services (CS)
4. Prevention of Blindness (POB)
5. Readers for the Blind
6. Independent Living Rehabilitation (ILR)
7. Independent Living- Older Blind (ILR-OB)

Successful case closure from the Vocational Rehabilitation program requires 90 days of employment. The Workforce Innovation and Opportunity Act (WIOA) has made significant changes to the Vocational Rehabilitation Program that will increase employment opportunities for individuals with disabilities. Through partnerships with the WIOA core partners and a combined state plan, RSB Administration began braiding employment services including job assessment, job training, and job development across agencies. WIOA also implemented new federal performance measures. Beginning in SFY 2018, RSB began capturing data to develop a baseline to determine the federal level of performance required beginning in SFY 2021. One of the key performance measures is the employment rate of individuals after services are completed. In Program Year (PY) 2020 (SFY 2021) the employment rate for the 4th quarter after exit from RSB services was 51.5%. This ranked RSB second in the nation among blind agencies. The national rates for all agencies (both blind and general) was 44%. In PY 2020 (SFY 2021), the employment rate in the second quarter after exit from RSB services was 51.4%. The national rates for all agencies was 48.6%.

PROGRAM DESCRIPTION

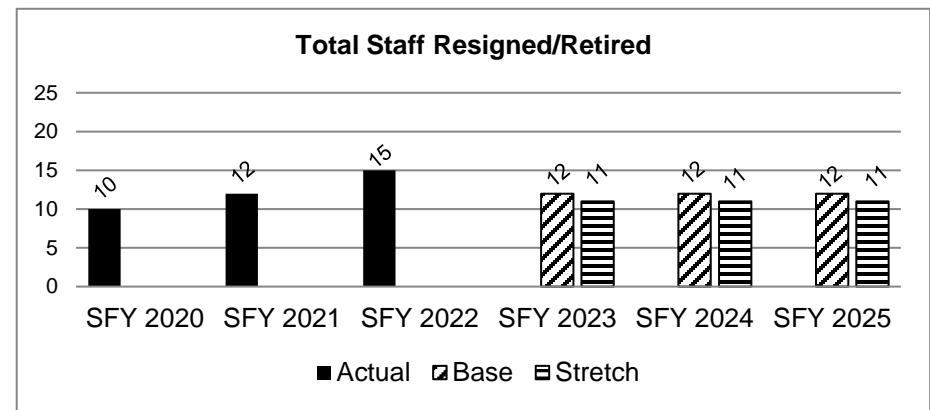
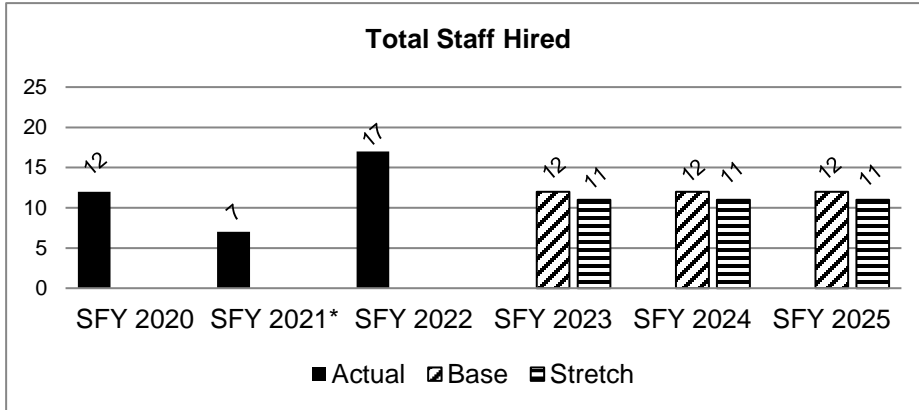
Department: Social Services

HB Section(s): 11.225

Program Name: Blind Administration

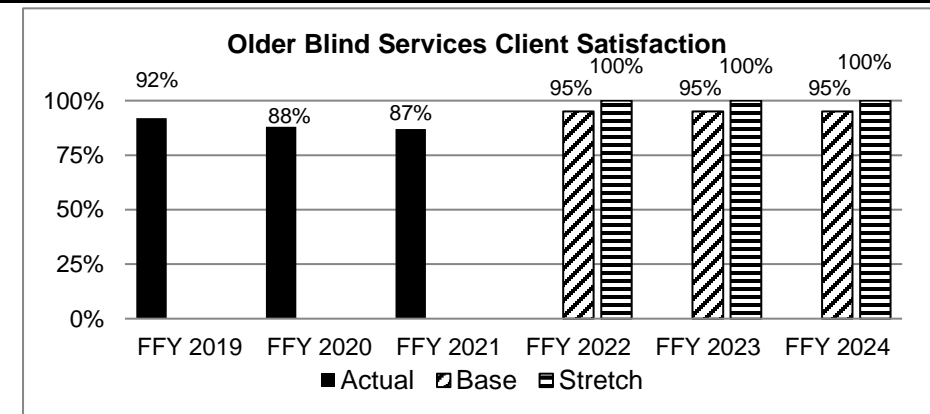
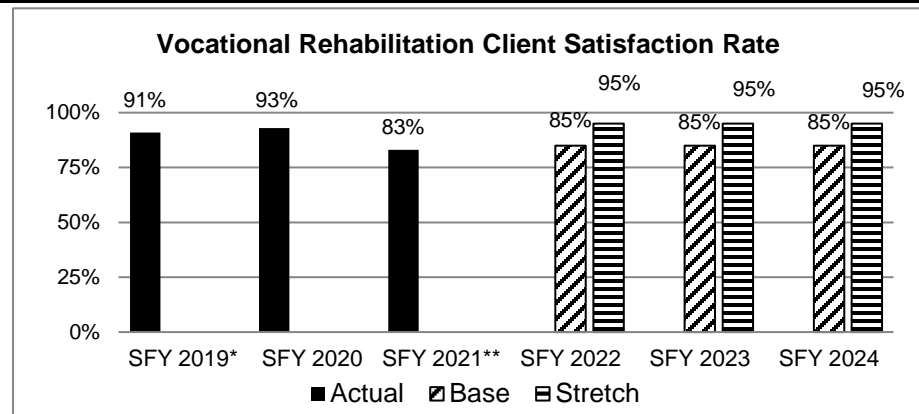
Program is found in the following core budget(s): Blind Administration

2a. Provide an activity measure(s) for the program.



*Vacancies occurred in late SFY 2021, hiring-occurred in SFY 2022 and is projected to level off in SFY 2023.

2b. Provide a measure(s) of the program's quality.



*SFY 2019 reflects the result of data conversion in new system.

**The return rate for surveys decreased in SFY 2021 which may be a factor in the lower satisfaction rate reported.

SFY 2022 data will be available November 2022.

FFY 2022 data will be available November 2022.

PROGRAM DESCRIPTION

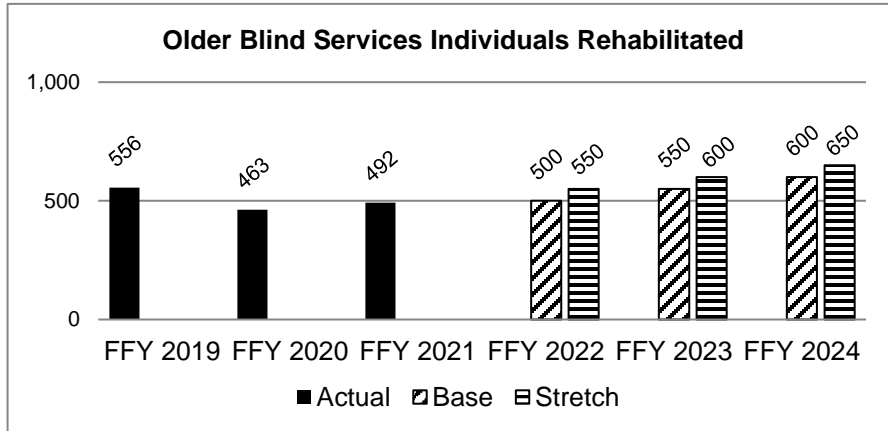
Department: Social Services

Program Name: Blind Administration


Program is found in the following core budget(s): Blind Administration

HB Section(s): 11.225

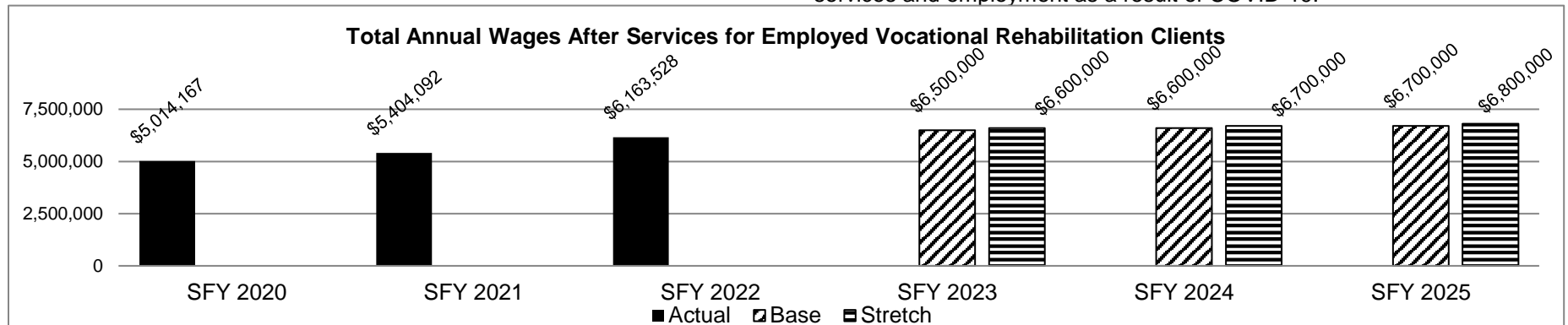
2c. Provide a measure(s) of the program's impact.



The number of individuals can fluctuate as a result of life events preventing completion of the rehabilitation program, such as medical/health decline. FFY 2022 data will be available in November 2022.



*This measure represents the number of clients who reached 90 days of employment and their case was closed successfully. The decrease in Consumers in Vocational Rehabilitation Program Rehabilitated was negatively impacted by a decrease in individuals seeking vocational rehabilitation services and employment as a result of COVID-19.



Employment outcomes are based on client choice. The type of employment, wages, and hours worked can impact Total Annual Wages.

PROGRAM DESCRIPTION

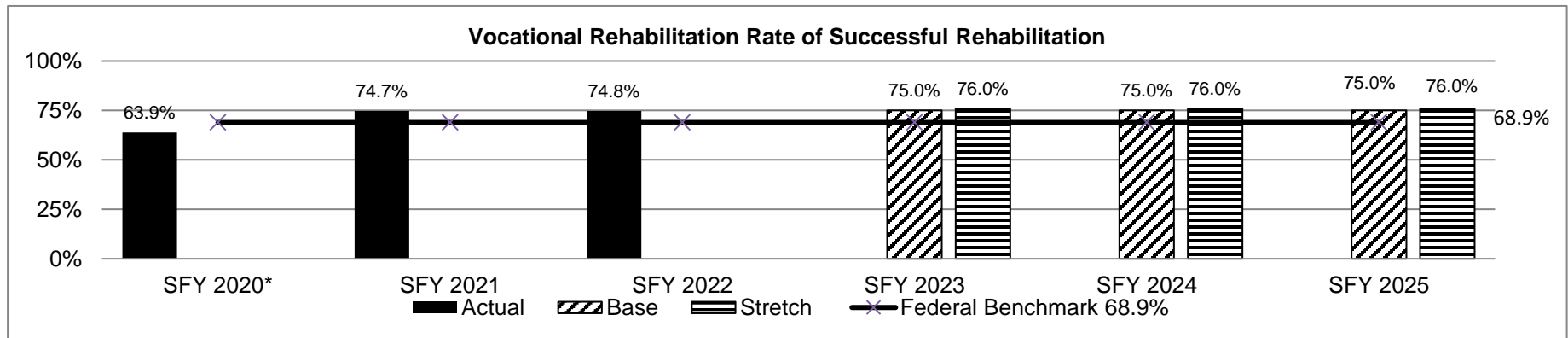
Department: Social Services

HB Section(s): 11.225

Program Name: Blind Administration

Program is found in the following core budget(s): Blind Administration

2d. Provide a measure(s) of the program's efficiency.



Successful rehabilitation is a measure that is difficult to meet, therefore the federal level benchmark is 68.9%.

*The number of successful rehabilitation's decreased due to the COVID-19 pandemic and individuals losing employment or no longer interested in seeking employment causing the rate of successful rehabilitation to decrease.

PROGRAM DESCRIPTION

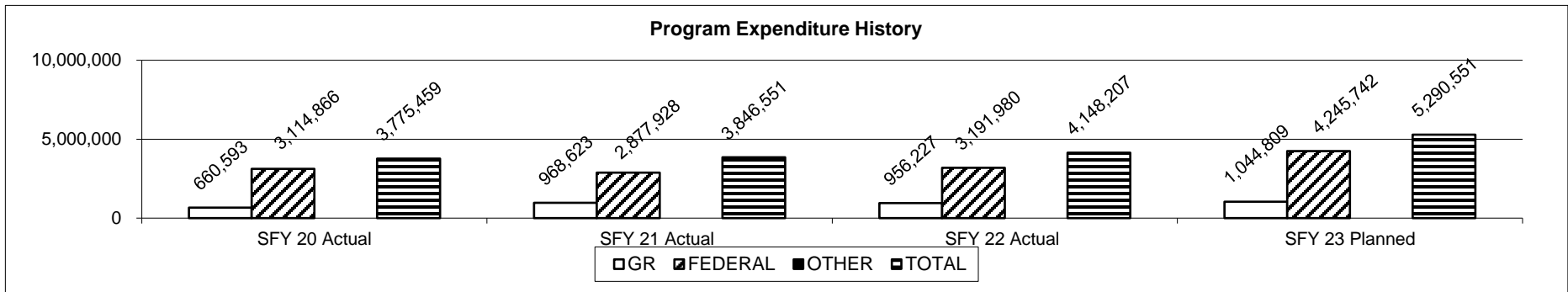
Department: Social Services

HB Section(s): 11.225

Program Name: Blind Administration

Program is found in the following core budget(s): Blind Administration

3. Provide actual expenditures for the prior three fiscal years and planned expenditures for the current fiscal year. (Note: Amounts do not include fringe benefit costs.)



SFY 2023 Planned expenditures are net of reverted.

4. What are the sources of the "Other " funds?

N/A

5. What is the authorization for this program, i.e., federal or state statute, etc.? (Include the federal program number, if applicable.)

State statute: RSMo. 8.051, 8.700-8.745, 207.010, 207.020, 209.010, 209.015, 209.020, 178.160-178.180; Federal law: Randolph-Sheppard Act as amended through 1974, 34 CFR 395, Rehabilitation Act of 1973 as amended by WIOA-Title VII-Part B and Chapter 2, and the Workforce Innovation and Opportunity Act of 2014 PL 113-128.

6. Are there federal matching requirements? If yes, please explain.

Vocational Rehabilitation funding is 78.7% Federal and 21.3% State.

Older Blind Services (OBS) funding is 90% Federal and 10% State.

7. Is this a federally mandated program? If yes, please explain.

Yes, except for funding of Prevention of Blindness, Reader Services, Blindness Education Screening and Treatment (BEST) Program, and the Children's Services Program. See #5 above for the listed Federal statutes.

Core – Services for the Visually Impaired

CORE DECISION ITEM

Department: Social Services
 Division: Family Support
 Core: Services for the Visually Impaired

Budget Unit: 90179C
 HB Section: 11.230

1. CORE FINANCIAL SUMMARY

	FY 2024 Budget Request			
	GR	Federal	Other	Total
PS	0	0	0	0
EE	253,456	1,202,387	31,447	1,487,290
PSD	1,237,669	5,221,949	417,548	6,877,166
TRF	0	0	0	0
Total	1,491,125	6,424,336	448,995	8,364,456
FTE	0.00	0.00	0.00	0.00

Est. Fringe	0	0	0	0
<i>Note: Fringes budgeted in House Bill 5 except for certain fringes budgeted directly to MoDOT, Highway Patrol, and Conservation.</i>				

Other Funds: Family Services Donations Fund (0167) - \$99,995
 Blindness Education Screening and Treatment Fund (0892) - \$349,000

	FY 2024 Governor's Recommendation			
	GR	Federal	Other	Total
PS	0	0	0	0
EE	0	0	0	0
PSD	0	0	0	0
TRF	0	0	0	0
Total	0	0	0	0
FTE	0.00	0.00	0.00	0.00

Est. Fringe	0	0	0	0
<i>Note: Fringes budgeted in House Bill 5 except for certain fringes budgeted directly to MoDOT, Highway Patrol, and Conservation.</i>				

Other Funds:

2. CORE DESCRIPTION

Through Services for the Visually Impaired, Rehabilitation Services for the Blind (RSB) provides eligible Missouri citizens the opportunity to identify appropriate living and employment goals and attain the skill levels necessary to achieve those goals.

3. PROGRAM LISTING (list programs included in this core funding)

Services for the Visually Impaired

CORE DECISION ITEM

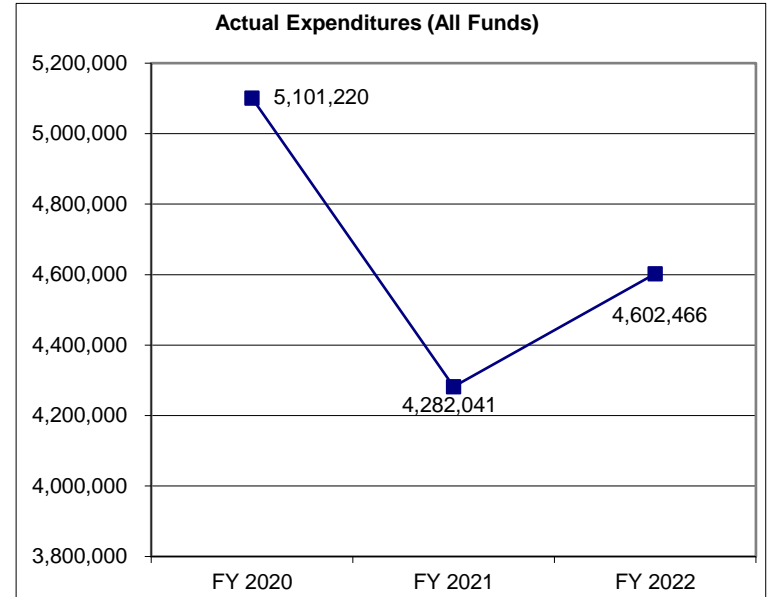
Department: Social Services
Division: Family Support
Core: Services for the Visually Impaired

Budget Unit: 90179C

HB Section: 11.230

4. FINANCIAL HISTORY

	FY 2020 Actual	FY 2021 Actual	FY 2022 Actual	FY 2023 Current Yr.
Appropriation (All Funds)	8,304,901	8,328,404	8,618,385	8,636,411
Less Reverted (All Funds)	(44,515)	(44,734)	(44,734)	(44,734)
Less Restricted (All Funds)	0	0	0	0
Budget Authority (All Funds)	8,260,386	8,283,670	8,573,651	8,591,677
Actual Expenditures (All Funds)	5,101,220	4,282,041	4,602,466	N/A
Unexpended (All Funds)	3,159,166	4,001,629	3,971,185	N/A
Unexpended, by Fund:				
General Revenue	572,439	350,410	78,975	N/A
Federal	2,355,749	3,373,633	3,518,797	N/A
Other	230,978	277,586	373,413	N/A
	(1)	(2)	(3)	(4)



*Current year restricted amount is as of September 1, 2022.

Reverted includes the statutory three- percent reserve (when applicable).

Restricted includes any Governor's Expenditure Restriction (when applicable).

NOTES:

(1) FY 2020 - There was an agency reserve of \$950,000 FF and \$99,995 in the Family Services Donations Fund. There was a GR lapse that can be attributed to the Department limiting all nonessential expense and equipment purchases due to revenue shortfalls as a result of the COVID-19 pandemic.

(2) FY 2021 - There was a core reallocation of \$23,503 (\$7,294 GR and \$16,209 FF) for mileage reimbursement.

(3) FY 2022 - There was an increase of \$18,026 FF for mileage reimbursement. There was an increase of \$3,198 FF for the Randolph Sheppard CTC. Additional appropriation and/or authority of \$268,757 (FF) and a FY 2022 supplemental of \$3,198 was funded to cover departmental costs related to the COVID-19 pandemic.

(4) FY 2023 - There was a mileage reimbursement increase of \$18,026 FF.

CORE RECONCILIATION DETAIL

**DEPARTMENT OF SOCIAL SERVICES
REHAB SRVCS FOR THE BLIND**

5. CORE RECONCILIATION DETAIL

				Budget Class	FTE	GR	Federal	Other	Total	Explanation
TAFP AFTER VETOES										
				EE	0.00	253,456	1,471,144	31,447	1,756,047	
				PD	0.00	1,237,669	5,225,147	417,548	6,880,364	
				Total	0.00	1,491,125	6,696,291	448,995	8,636,411	
DEPARTMENT CORE ADJUSTMENTS										
Core Reduction	960	8043		EE	0.00	0	(268,757)	0	(268,757)	Core reducing approp by amount of expenditures as of September 2, 2022.
Core Reduction	960	8043		PD	0.00	0	(3,198)	0	(3,198)	Core reducing approp by amount of expenditures as of September 2, 2022.
NET DEPARTMENT CHANGES					0.00	0	(271,955)	0	(271,955)	
DEPARTMENT CORE REQUEST										
				EE	0.00	253,456	1,202,387	31,447	1,487,290	
				PD	0.00	1,237,669	5,221,949	417,548	6,877,166	
				Total	0.00	1,491,125	6,424,336	448,995	8,364,456	
GOVERNOR'S RECOMMENDED CORE										
				EE	0.00	253,456	1,202,387	31,447	1,487,290	
				PD	0.00	1,237,669	5,221,949	417,548	6,877,166	
				Total	0.00	1,491,125	6,424,336	448,995	8,364,456	

DECISION ITEM SUMMARY

Budget Unit								
Decision Item	FY 2022	FY 2022	FY 2023	FY 2023	FY 2024	FY 2024	*****	*****
Budget Object Summary	ACTUAL	ACTUAL	BUDGET	BUDGET	DEPT REQ	DEPT REQ	SECURED	SECURED
Fund	DOLLAR	FTE	DOLLAR	FTE	DOLLAR	FTE	COLUMN	COLUMN
REHAB SRVCS FOR THE BLIND								
CORE								
EXPENSE & EQUIPMENT								
GENERAL REVENUE	385,430	0.00	253,456	0.00	253,456	0.00	0	0.00
DEPT OF SOC SERV FEDERAL & OTH	553,854	0.00	1,202,387	0.00	1,202,387	0.00	0	0.00
DSS FEDERAL STIMULUS	0	0.00	268,757	0.00	0	0.00	0	0.00
FAMILY SERVICES DONATIONS	0	0.00	16,000	0.00	16,000	0.00	0	0.00
BLINDNESS EDUC, SCRNG & TRTMNT	15,799	0.00	15,447	0.00	15,447	0.00	0	0.00
TOTAL - EE	955,083	0.00	1,756,047	0.00	1,487,290	0.00	0	0.00
PROGRAM-SPECIFIC								
GENERAL REVENUE	981,986	0.00	1,237,669	0.00	1,237,669	0.00	0	0.00
DEPT OF SOC SERV FEDERAL & OTH	2,338,198	0.00	5,221,949	0.00	5,221,949	0.00	0	0.00
DSS FEDERAL STIMULUS	267,416	0.00	3,198	0.00	0	0.00	0	0.00
FAMILY SERVICES DONATIONS	0	0.00	83,995	0.00	83,995	0.00	0	0.00
BLINDNESS EDUC, SCRNG & TRTMNT	59,783	0.00	333,553	0.00	333,553	0.00	0	0.00
TOTAL - PD	3,647,383	0.00	6,880,364	0.00	6,877,166	0.00	0	0.00
TOTAL	4,602,466	0.00	8,636,411	0.00	8,364,456	0.00	0	0.00
GRAND TOTAL	\$4,602,466	0.00	\$8,636,411	0.00	\$8,364,456	0.00	\$0	0.00

DECISION ITEM DETAIL

Budget Unit	FY 2022	FY 2022	FY 2023	FY 2023	FY 2024	FY 2024	*****	*****
Decision Item	ACTUAL	ACTUAL	BUDGET	BUDGET	DEPT REQ	DEPT REQ	SECURED	SECURED
Budget Object Class	DOLLAR	FTE	DOLLAR	FTE	DOLLAR	FTE	COLUMN	COLUMN
REHAB SRVCS FOR THE BLIND								
CORE								
TRAVEL, IN-STATE	140,693	0.00	240,360	0.00	240,360	0.00	0	0.00
SUPPLIES	24,021	0.00	24,357	0.00	24,357	0.00	0	0.00
PROFESSIONAL DEVELOPMENT	0	0.00	1,319	0.00	1,319	0.00	0	0.00
COMMUNICATION SERV & SUPP	2,088	0.00	1,032	0.00	1,032	0.00	0	0.00
PROFESSIONAL SERVICES	392,000	0.00	1,019,438	0.00	750,681	0.00	0	0.00
HOUSEKEEPING & JANITORIAL SERV	1,523	0.00	3,703	0.00	3,703	0.00	0	0.00
M&R SERVICES	184,233	0.00	197,379	0.00	197,379	0.00	0	0.00
OFFICE EQUIPMENT	5,455	0.00	3,088	0.00	3,088	0.00	0	0.00
OTHER EQUIPMENT	85,631	0.00	71,427	0.00	71,427	0.00	0	0.00
PROPERTY & IMPROVEMENTS	181	0.00	10,633	0.00	10,633	0.00	0	0.00
BUILDING LEASE PAYMENTS	2,200	0.00	1,521	0.00	1,521	0.00	0	0.00
EQUIPMENT RENTALS & LEASES	100	0.00	1,519	0.00	1,519	0.00	0	0.00
MISCELLANEOUS EXPENSES	116,958	0.00	180,271	0.00	180,271	0.00	0	0.00
TOTAL - EE	955,083	0.00	1,756,047	0.00	1,487,290	0.00	0	0.00
PROGRAM DISTRIBUTIONS	3,647,383	0.00	6,880,364	0.00	6,877,166	0.00	0	0.00
TOTAL - PD	3,647,383	0.00	6,880,364	0.00	6,877,166	0.00	0	0.00
GRAND TOTAL	\$4,602,466	0.00	\$8,636,411	0.00	\$8,364,456	0.00	\$0	0.00
GENERAL REVENUE	\$1,367,416	0.00	\$1,491,125	0.00	\$1,491,125	0.00		0.00
FEDERAL FUNDS	\$3,159,468	0.00	\$6,696,291	0.00	\$6,424,336	0.00		0.00
OTHER FUNDS	\$75,582	0.00	\$448,995	0.00	\$448,995	0.00		0.00

PROGRAM DESCRIPTION

Department: Social Services

HB Section(s): 11.230

Program Name: Services for the Visually Impaired

Program is found in the following core budget(s): Services for the Visually Impaired

1a. What strategic priority does this program address?

Move individuals to economic independence

1b. What does this program do?

The Department of Social Services, Family Support Division administers seven service programs to help blind and visually impaired Missouri citizens by delivering services necessary to obtain employment and independent living skills commensurate with their goals and abilities.

Rehabilitation Services for the Blind (RSB) administers the following seven service programs: Vocational Rehabilitation (VR), Business Enterprise Program (BEP), Children's Services (CS), Prevention of Blindness (POB), Readers for the Blind, Independent Living Rehabilitation (ILR), and Independent Living- Older Blind (ILR-OB).

Vocational Rehabilitation (VR)

The VR program provides the services necessary to enable blind and visually impaired individuals to retain, maintain, or obtain employment.

Services are provided in accordance with the Rehabilitation Act of 1973 as amended in 2014 by the Workforce Innovation and Opportunity Act (WIOA). Through partnerships with the WIOA core partners and a combined state plan, RSB began braiding employment services including job assessment, job training, and job development across agencies. The impact of the new regulations includes redefining employment outcomes and eliminating specific employment categories, new staff training and qualification standards, new performance measures, and an emphasis on the Pre-Employment Transition services for Students with a Disability, which requires 15% of the grant be dedicated to these specific services.

Services are provided either directly by RSB staff or outsourced. Direct services provided by staff include: adjustment and vocational counseling and guidance; job development and placement; travel; job training; and instruction in communication, personal management and independent living skills. Supported Employment services, including customized employment, are provided for the most significantly disabled individuals. Equipment and services such as physical restoration, adaptive aids and devices, and training are purchased for blind and visually impaired consumers.

WIOA reforms and modernizes the public workforce system and enhances several key employment, education, and training programs. WIOA also implemented new federal performance measures. Beginning in SFY 2018, RSB began capturing data to develop a baseline to determine the federal level of performance required beginning in SFY 2021. One of the key performance measures is the employment rate of individuals after services are completed. In Program Year (PY) 2020 (SFY 2021) the employment rate for the 4th quarter after exit from RSB services was 51.5%. This ranked RSB second in the nation among blind agencies. The national rates for all agencies (both blind and general) was 44%. In PY 2020 (SFY 2021), the employment rate in the second quarter after exit from RSB services was 51.4%. The national rates for all agencies was 48.6%.

PROGRAM DESCRIPTION

Department: Social Services

HB Section(s): 11.230

Program Name: Services for the Visually Impaired

Program is found in the following core budget(s): Services for the Visually Impaired

Business Enterprise Program (BEP)

This program provides self-employment opportunities for Missourians who are blind or visually impaired. Services are provided in accordance with the Randolph-Sheppard Act establishing vending, convenience stores, snack bars, or full-service cafeterias in state and federal buildings, including dining services for military troops at Ft. Leonard Wood. RSB staff provide comprehensive training, technical assistance in the set-up of new or existing facilities, and assist facility managers in analyzing the business effectiveness of service, profitability, design and efficiency. In SFY 2022, this program consisted of 426 facilities, generating \$39,169,531 in gross sales, and employed 931 Missourians.

Prevention of Blindness (POB)

The Prevention of Blindness Program arranges for and provides eye care to medically indigent persons. Services provided for eye care include treatment, surgery, hospitalization, medication and other physical restoration services, and a vision screening program providing free vision screenings at health fairs, businesses and other community settings across the state. In addition, based on the availability of funds, the Blindness Education, Screening and Treatment (BEST) program fund, provides for blindness education, screening and treatment for eligible medically indigent persons.

Children's Services (CS)

Provides early identification/intervention, educational advocacy, parent education referral and resource information, and counseling and guidance services to families with visually impaired children from birth to transition to an adult program. Staff also provides consultation to schools serving blind and visually impaired children.

Readers for the Blind

The program provides up to \$500 per year to meet the cost of those who are readers for legally blind individuals who are attending eligible post-secondary institutions.

Independent Living Rehabilitation (ILR-Adult)

Provides the services required by eligible consumers to obtain their maximum level of independence. Services include training provided by staff in areas of communication, personal management, and homemaking skills. Equipment and services such as physical restoration and other training are purchased.

Independent Living Rehabilitation - Older Blind (ILR-OB)

Provides eye exams, peer counseling, low vision aids, training in orientation and mobility, communication and other activities of daily living for blind and visually impaired individuals over age 55. This program strives to improve the individual's ability to function independently and safely in the home and community.

PROGRAM DESCRIPTION

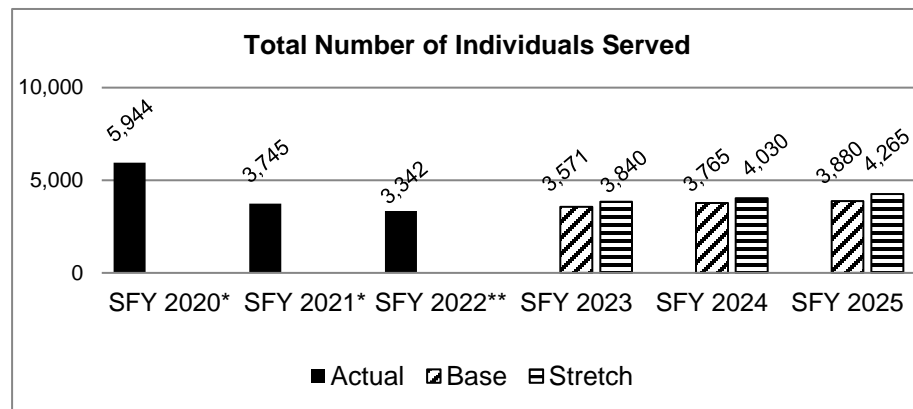
Department: Social Services

HB Section(s): 11.230

Program Name: Services for the Visually Impaired

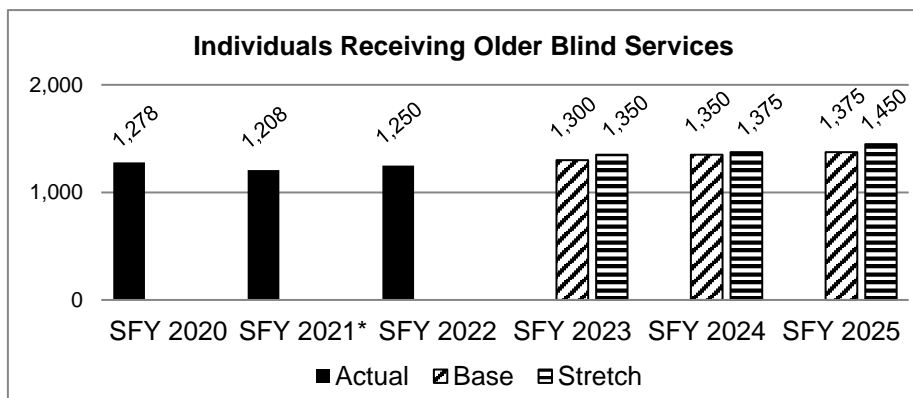
Program is found in the following core budget(s): Services for the Visually Impaired

2a. Provide an activity measure(s) for the program.

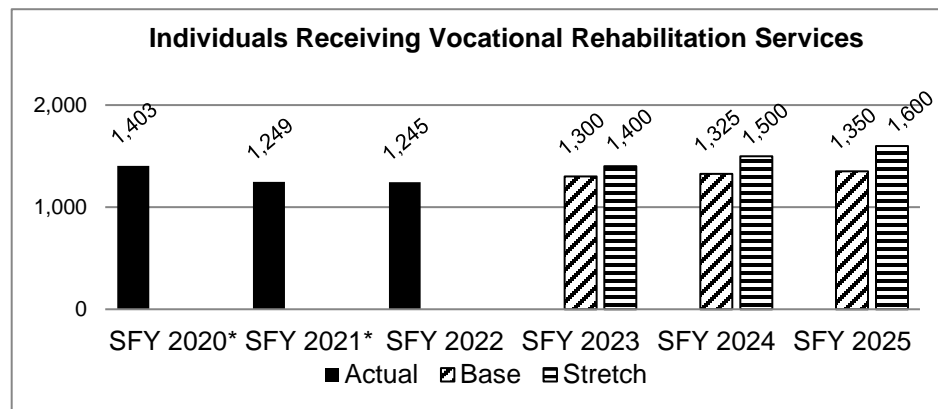


*The total number served declined due to COVID-19. The Prevention of Blindness Glaucoma Screening events were discontinued showing a significant decline in individuals served. New referrals decreased for vocational rehabilitation and independent living services during the pandemic.

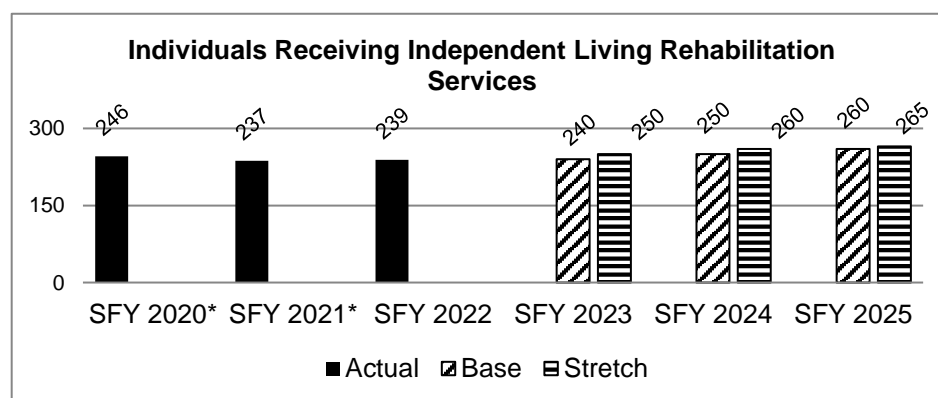
**The decline in the total number served due to COVID-19 is just now leveling off and it is anticipated that we will experience a gradual increase over the next three fiscal years.



*Individuals receiving Older Blind Services declined due to COVID-19.



*The total number served declined due to COVID-19.



*The total number served declined due to COVID-19.

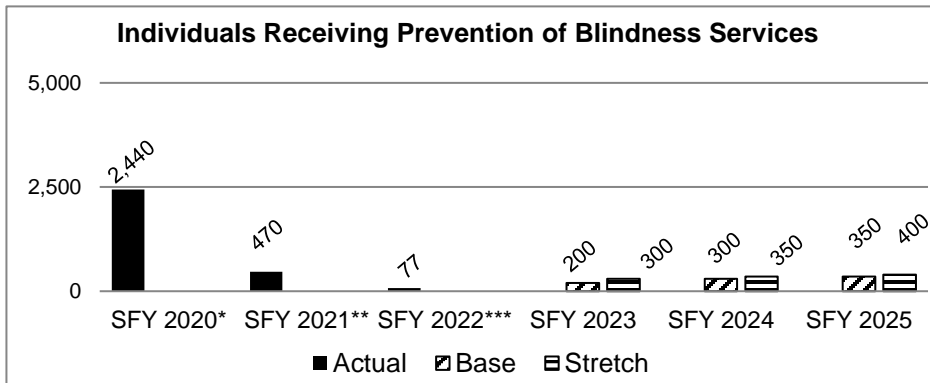
PROGRAM DESCRIPTION

Department: Social Services

HB Section(s): 11.230

Program Name: Services for the Visually Impaired

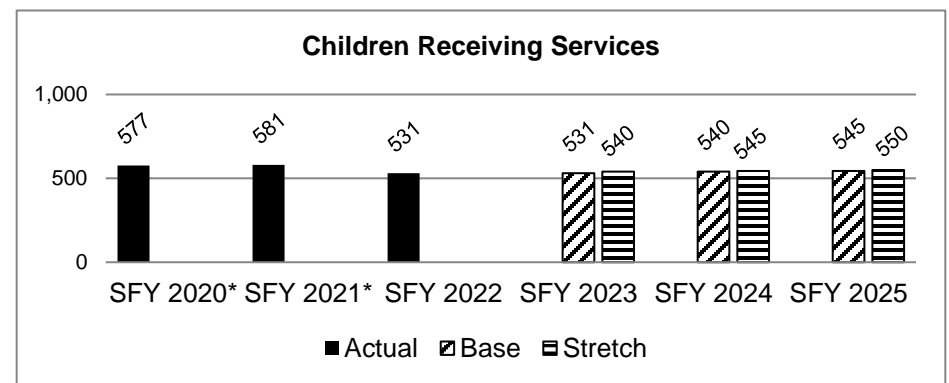
Program is found in the following core budget(s): Services for the Visually Impaired



*In SFY 2020 the total number served declined due to COVID-19.

**In SFY 2021, no glaucoma screenings were completed due to COVID-19.

***In SFY 2022, no glaucoma screenings were completed and Medicaid Expansion has greatly reduced the number of individuals that qualify for Prevention of Blindness Services. A gradual increase is expected over the next three fiscal years as RSB began conducting vision screenings at the beginning of SFY 2023.



*Blindness is a low incident disability in children. The number served stays somewhat stagnant since most people lose vision as adults. The increase in SFY 2020 and SFY 2021 is an anomaly that may not continue.

PROGRAM DESCRIPTION


Department: Social Services

HB Section(s): 11.230

Program Name: Services for the Visually Impaired

Program is found in the following core budget(s): Services for the Visually Impaired

2b. Provide a measure(s) of the program's quality.

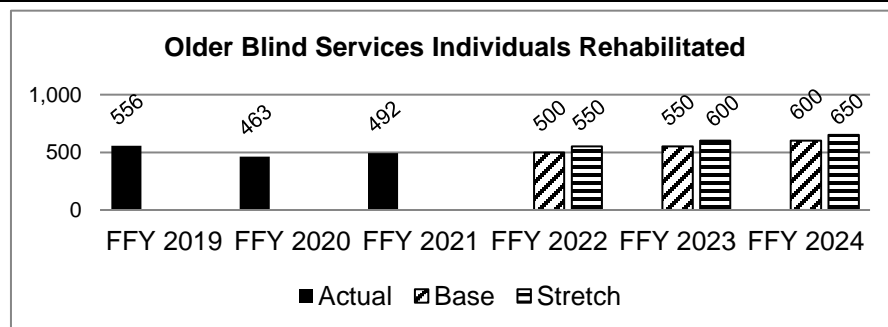


*The decrease in SFY 2019 is due to a change in reporting requirements.

SFY 2022 data will be available November 2022.

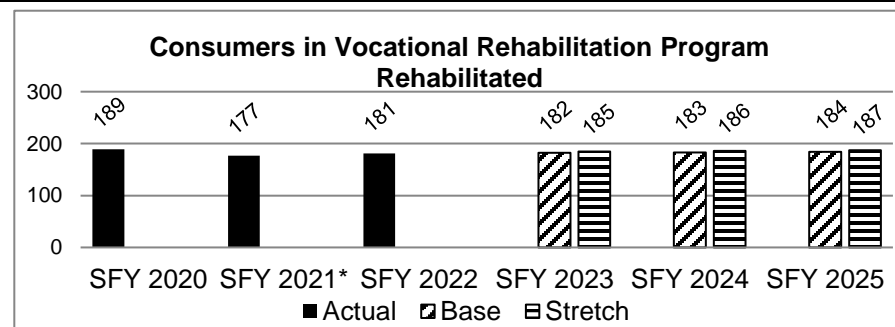
This measure is expected to be negatively impacted by COVID-19 due to reduced availability of in person education programs. Goals are much higher than the statistical adjustment model used by federal partners and expected federal performance.

2c. Provide a measure(s) of the program's impact.



The number of individuals rehabilitated can fluctuate as a result of life events preventing completion of the rehabilitation program, such as medical/health decline.

FFY 2022 data will be available in November 2022.



*This measure represents the number of clients who reached 90 days of employment and their case was closed successfully. The decrease in Consumers in Vocational Rehabilitation Program Rehabilitated was negatively impacted by a decrease in individuals seeking vocational rehabilitation services and employment as a result of COVID-19.

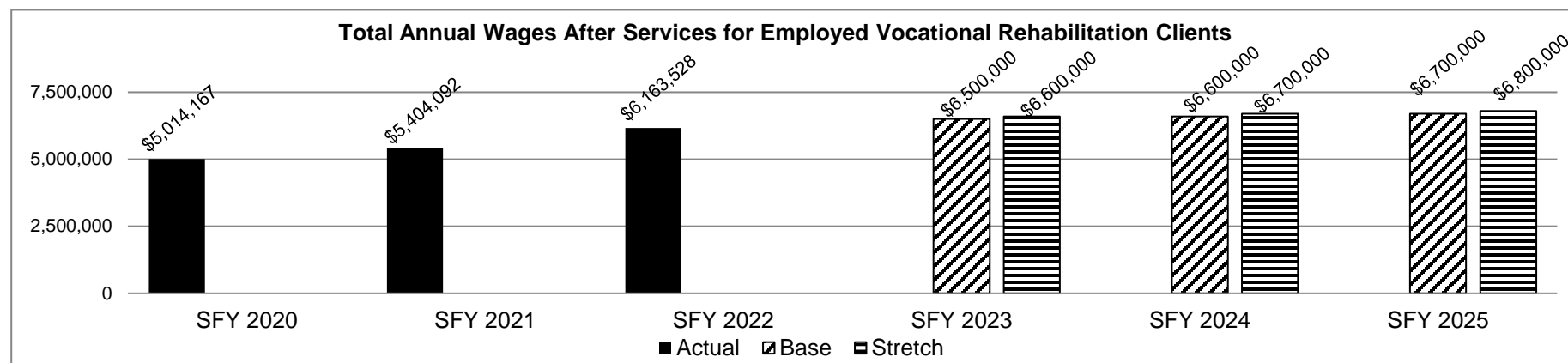
PROGRAM DESCRIPTION

Department: Social Services


HB Section(s): 11.230

Program Name: Services for the Visually Impaired

Program is found in the following core budget(s): Services for the Visually Impaired



Employment outcomes are based on client choice. The type of employment, wages, and hours worked can impact Total Annual Wages.



*SFY 2020 Actual updated to reflect more accurate data.

The Family Support Division began referring newly approved Blind Pension recipients and current recipients, upon request, to Rehabilitation Services for the Blind (RSB) in SFY 2019. Participation in RSB services is not required for individuals to receive Blind Pension.

**SFY 2021 and SFY 2022 data reflects a decrease that occurred as a result of the COVID-19 pandemic.

PROGRAM DESCRIPTION

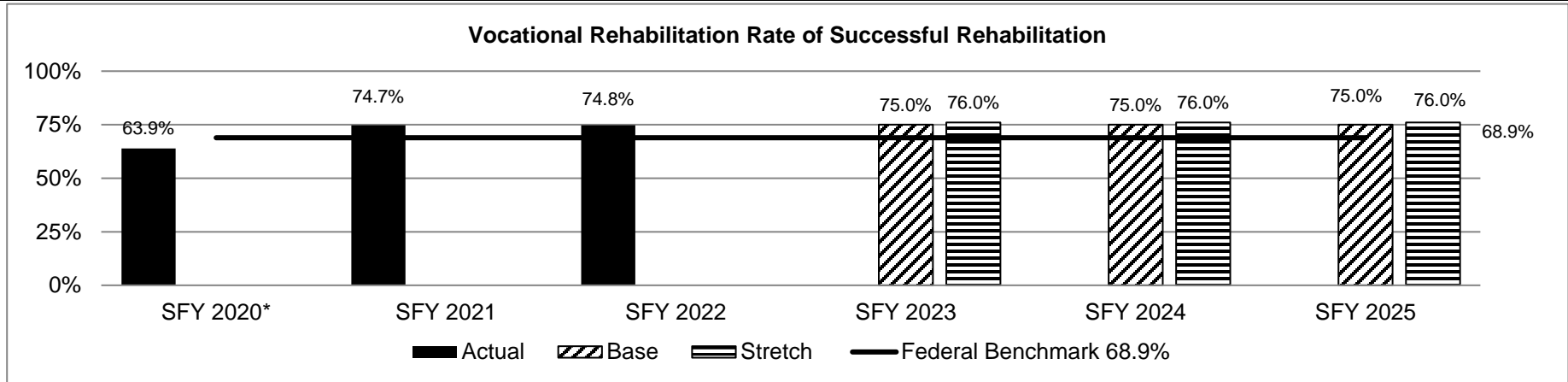
Department: Social Services

HB Section(s): 11.230

Program Name: Services for the Visually Impaired

Program is found in the following core budget(s): Services for the Visually Impaired

2d. Provide a measure(s) of the program's efficiency.



Successful rehabilitation is a measure that is difficult to meet, therefore the federal level benchmark is 68.9%.

*The number of successful rehabilitation's decreased due to the COVID-19 pandemic and individuals losing employment or no longer interested in seeking employment causing the rate of successful rehabilitation to decrease.

PROGRAM DESCRIPTION

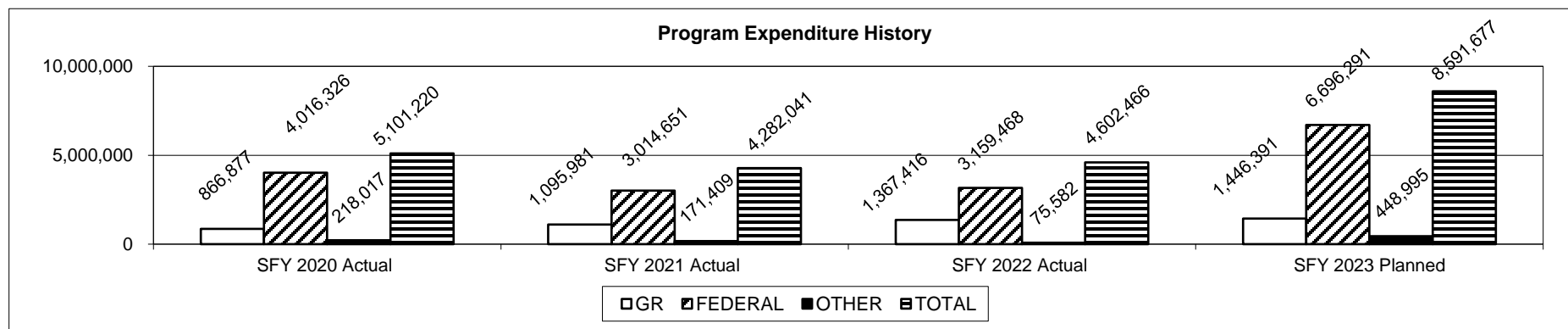
Department: Social Services

HB Section(s): 11.230

Program Name: Services for the Visually Impaired

Program is found in the following core budget(s): Services for the Visually Impaired

3. Provide actual expenditures for the prior three fiscal years and planned expenditures for the current fiscal year. (Note: Amounts do not include fringe benefit costs.)



SFY 2023 Planned expenditures are net of reverted.

4. What are the sources of the "Other " funds?

Family Services Donations Fund (0167) and Blindness Education Screening and Treatment Fund (0892).

5. What is the authorization for this program, i.e., federal or state statute, etc.? (Include the federal program number, if applicable.)

State statute: RSMo. 8.051, 8.700-8.745, 207.010, 207.020, 209.010, 209.015, 209.020, 178.160-178.180; Federal law: Randolph-Sheppard Act as amended through 1974, 34 CFR 395, Rehabilitation Act of 1973 as amended by WIOA-Title VII-Part B and Chapter 2, and the Workforce Innovation and Opportunity Act of 2014 upon full implementation.

6. Are there federal matching requirements? If yes, please explain.

Vocational Rehabilitation funding is 78.7% Federal and 21.3% State.
Older Blind Services (OBS) funding is 90% Federal and 10% State.

7. Is this a federally mandated program? If yes, please explain.

Yes, except for funding of Prevention of Blindness, Reader Services, Blindness Education Screening and Treatment (BEST) Program, and the Children's Services Program. See #5 above for the listed Federal statutes.

Core - Business Enterprise

CORE DECISION ITEM

Department: Social Services
Division: Family Support
Core: Business Enterprise

Budget Unit: 90178C
HB Section: 11.235

1. CORE FINANCIAL SUMMARY

FY 2024 Budget Request				
	GR	Federal	Other	Total
PS	0	0	0	0
EE	0	0	0	0
PSD	0	42,003,034	0	42,003,034
TRF	0	0	0	0
Total	0	42,003,034	0	42,003,034
FTE	0.00	0.00	0.00	0.00

Est. Fringe	0	0	0	0
<i>Note: Fringes budgeted in House Bill 5 except for certain fringes budgeted directly to MoDOT, Highway Patrol, and Conservation.</i>				

Other Funds: N/A

FY 2024 Governor's Recommendation				
	GR	Federal	Other	Total
PS	0	0	0	0
EE	0	0	0	0
PSD	0	0	0	0
TRF	0	0	0	0
Total	0	0	0	0
FTE	0.00	0.00	0.00	0.00

Est. Fringe	0	0	0	0
<i>Note: Fringes budgeted in House Bill 5 except for certain fringes budgeted directly to MoDOT, Highway Patrol, and Conservation.</i>				

Other Funds: N/A

2. CORE DESCRIPTION

The Business Enterprise Program, authorized by the Randolph-Sheppard Act, provides blind vendors licensed by the Department of Social Services (DSS) with a priority for the operation of vending facilities, including military dining facilities on federal property. The DSS has entered into a contract with the Department of Defense (DOD) to provide full food service at Fort Leonard Wood. The role of DSS is to facilitate the contract arrangement.

Business Enterprise would be considered a workforce development initiative as the contract impacts staff that provide meal service for military troops based at Fort Leonard Wood. It is required that the manager of the operation be legally blind.

3. PROGRAM LISTING (list programs included in this core funding)

Business Enterprise

CORE DECISION ITEM

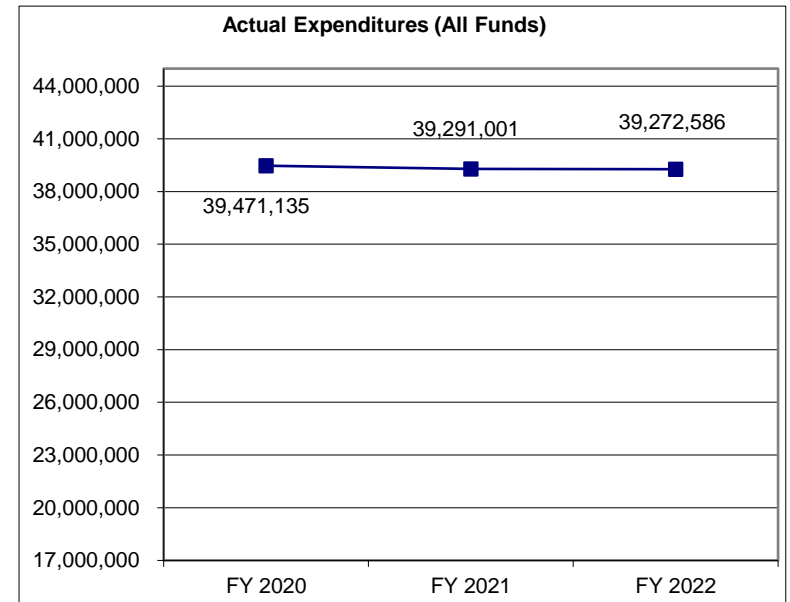
Department: Social Services
Division: Family Support
Core: Business Enterprise

Budget Unit: 90178C

HB Section: 11.235

4. FINANCIAL HISTORY

	FY 2020 Actual	FY 2021 Actual	FY 2022 Actual	FY 2023 Current Yr.
Appropriation (All Funds)	40,013,105	52,000,000	42,003,034	42,003,034
Less Reverted (All Funds)	0	0	0	0
Less Restricted (All Funds)	0	0	0	0
Budget Authority (All Funds)	40,013,105	52,000,000	42,003,034	42,003,034
Actual Expenditures (All Funds)	39,471,135	39,291,001	39,272,586	N/A
Unexpended (All Funds)	541,970	12,708,999	2,730,448	N/A
Unexpended, by Fund:				
General Revenue	0	0	0	N/A
Federal	541,970	12,708,999	2,730,448	N/A
Other	0	0	0	N/A
	(1,2)	(3)	(4)	



*Current year restricted amount is as of September 1, 2022.

Reverted includes the statutory three- percent reserve (when applicable).

Restricted includes any Governor's Expenditure Restriction (when applicable).

NOTES:

(1) A supplemental of \$3.5 million was granted in FY 2019 with a cost to continue in FY 2020.

(2) FY 2020 - There was a supplemental granted to settle a one-time underpayment to the contractor.

(3) FY 2021 - A Supplemental requesting additional appropriation authority of \$13,500,000 for SFY 2020 carryover of the contract payments and the SFY 2021 estimated increase in contract was approved in the Fall 2020 special session.

(4) FY 2022 - There was an increase of \$3,503,034 FF for Business Enterprise CTC.

CORE RECONCILIATION DETAIL

**DEPARTMENT OF SOCIAL SERVICES
BUSINESS ENTERPRISES**

5. CORE RECONCILIATION DETAIL

	Budget Class	FTE	GR	Federal	Other	Total	Explanation
TAFP AFTER VETOES							
	PD	0.00	0	42,003,034	0	42,003,034	
	Total	0.00	0	42,003,034	0	42,003,034	
DEPARTMENT CORE REQUEST							
	PD	0.00	0	42,003,034	0	42,003,034	
	Total	0.00	0	42,003,034	0	42,003,034	
GOVERNOR'S RECOMMENDED CORE							
	PD	0.00	0	42,003,034	0	42,003,034	
	Total	0.00	0	42,003,034	0	42,003,034	

DECISION ITEM SUMMARY

Budget Unit								
Decision Item	FY 2022	FY 2022	FY 2023	FY 2023	FY 2024	FY 2024	*****	*****
Budget Object Summary	ACTUAL	ACTUAL	BUDGET	BUDGET	DEPT REQ	DEPT REQ	SECURED	SECURED
Fund	DOLLAR	FTE	DOLLAR	FTE	DOLLAR	FTE	COLUMN	COLUMN
BUSINESS ENTERPRISES								
CORE								
PROGRAM-SPECIFIC								
DEPT OF SOC SERV FEDERAL & OTH	39,272,586	0.00	42,003,034	0.00	42,003,034	0.00	0	0.00
TOTAL - PD	39,272,586	0.00	42,003,034	0.00	42,003,034	0.00	0	0.00
TOTAL	39,272,586	0.00	42,003,034	0.00	42,003,034	0.00	0	0.00
GRAND TOTAL	\$39,272,586	0.00	\$42,003,034	0.00	\$42,003,034	0.00	\$0	0.00

9/13/22 15:18

im_disummary

DECISION ITEM DETAIL

Budget Unit	FY 2022	FY 2022	FY 2023	FY 2023	FY 2024	FY 2024	*****	*****
Decision Item	ACTUAL	ACTUAL	BUDGET	BUDGET	DEPT REQ	DEPT REQ	SECURED	SECURED
Budget Object Class	DOLLAR	FTE	DOLLAR	FTE	DOLLAR	FTE	COLUMN	COLUMN
BUSINESS ENTERPRISES								
CORE								
PROGRAM DISTRIBUTIONS	39,272,586	0.00	42,003,034	0.00	42,003,034	0.00	0	0.00
TOTAL - PD	39,272,586	0.00	42,003,034	0.00	42,003,034	0.00	0	0.00
GRAND TOTAL	\$39,272,586	0.00	\$42,003,034	0.00	\$42,003,034	0.00	\$0	0.00
GENERAL REVENUE	\$0	0.00	\$0	0.00	\$0	0.00		0.00
FEDERAL FUNDS	\$39,272,586	0.00	\$42,003,034	0.00	\$42,003,034	0.00		0.00
OTHER FUNDS	\$0	0.00	\$0	0.00	\$0	0.00		0.00

PROGRAM DESCRIPTION

Department: Social Services

HB Section(s): 11.235

Program Name: Business Enterprise

Program is found in the following core budget(s): Business Enterprise

1a. What strategic priority does this program address?

Move families to economic sustainability

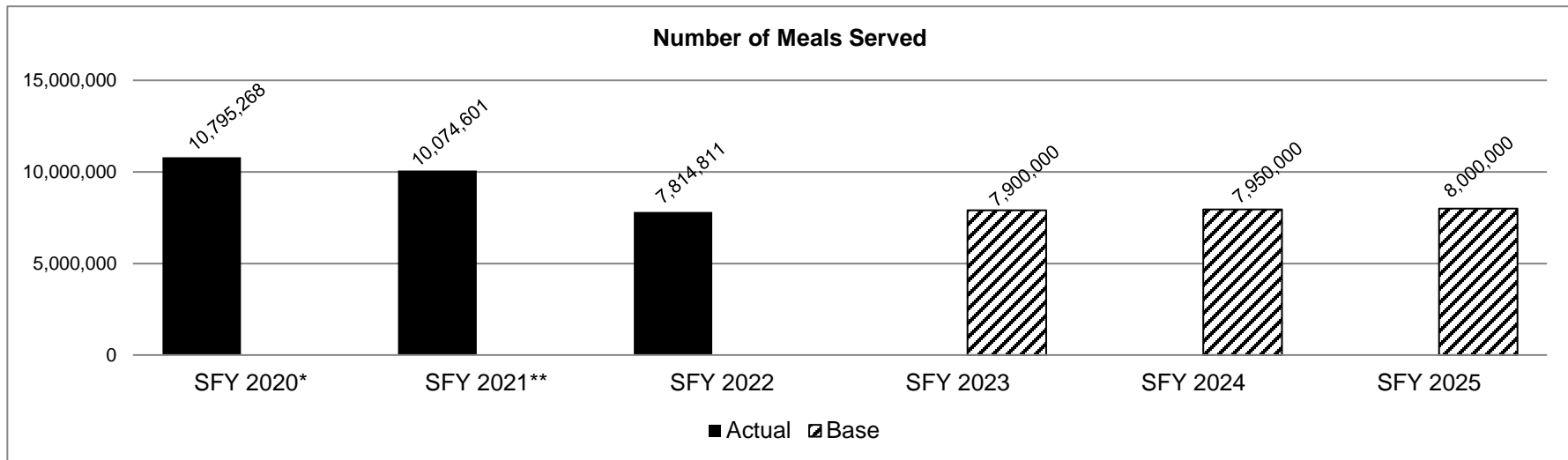
1b. What does this program do?

The Department of Social Services (DSS), Family Support Division (FSD) facilitates a contract with the Department of Defense (DOD) on behalf of the blind vendor offering full food service at Fort Leonard Wood, to help blind vendors by providing them with a priority for the operation of vending facilities, including military dining facilities.

Payments from the DOD are received by DSS, deposited into the State Treasury, and paid out to the subcontractor E.D.P. Enterprises, Inc.

Performance measures are not included as this program is a pass-through program. Sections 2b-2d omitted.

2a. Provide an activity measure(s) for the program.



Note: The graph was changed from FFY to SFY, prior years were changed accordingly.

*In late SFY 2020 numbers increased significantly due to a fluctuation in troops and restrictions on the base in an early response to the pandemic.

**In SFY 2021 military recruiting numbers declined, resulting in fewer military troops stationed at Fort Leonard Wood during the pandemic. The pandemic and recession have impacted the level of recruitment in all military branches. A gradual increase is anticipated and it is unknown how quickly pre-pandemic levels will be attained.

PROGRAM DESCRIPTION

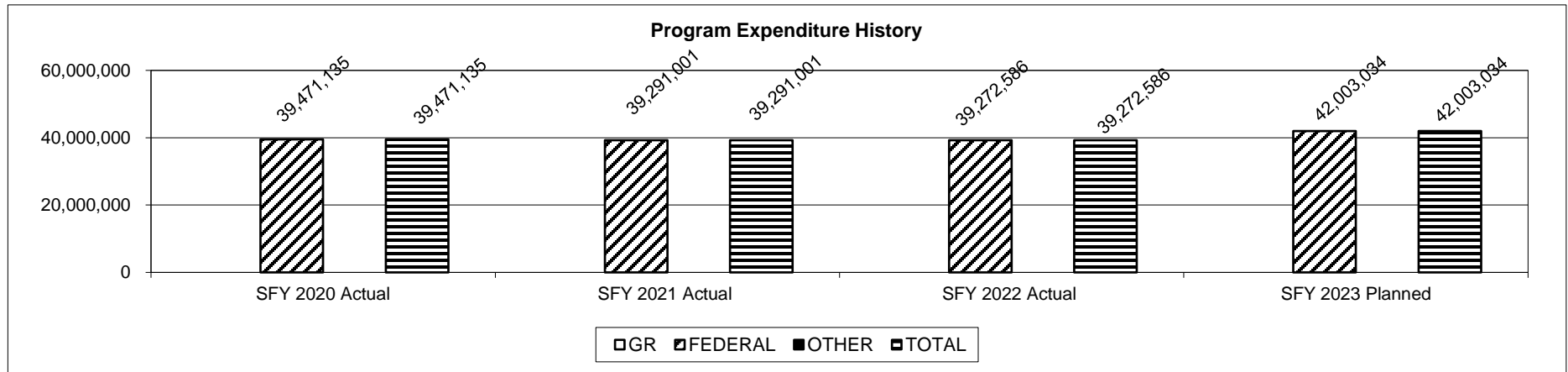
Department: Social Services

HB Section(s): 11.235

Program Name: Business Enterprise

Program is found in the following core budget(s): Business Enterprise

3. Provide actual expenditures for the prior three fiscal years and planned expenditures for the current fiscal year. (Note: Amounts do not include fringe benefit costs.)



4. What are the sources of the "Other " funds?

N/A

5. What is the authorization for this program, i.e., federal or state statute, etc.? (Include the federal program number, if applicable.)

Federal law: Randolph-Sheppard Act -US Code Title 20 Chapter 6A 107.

State statute: Sections 8.051 and 8.700-8.745, RSMo.

6. Are there federal matching requirements? If yes, please explain.

No.

7. Is this a federally mandated program? If yes, please explain.

No.

Core – Refugees and Legal Immigrants

CORE DECISION ITEM

Department: Social Services
 Division: Family Support
 Core: Refugees and Legal Immigrants

Budget Unit: 90181C
 HB Section: 11.237

1. CORE FINANCIAL SUMMARY

FY 2024 Budget Request				
	GR	Federal	Other	Total
PS	0	0	0	0
EE	0	0	0	0
PSD	0	0	0	0
TRF	0	0	0	0
Total	0	0	0	0
FTE	0.00	0.00	0.00	0.00

Est. Fringe	0	0	0	0
<i>Note: Fringes budgeted in House Bill 5 except for certain fringes budgeted directly to MoDOT, Highway Patrol, and Conservation.</i>				

Other Funds: N/A

FY 2024 Governor's Recommendation				
	GR	Federal	Other	Total
PS	0	0	0	0
EE	0	0	0	0
PSD	0	0	0	0
TRF	0	0	0	0
Total	0	0	0	0
FTE	0.00	0.00	0.00	0.00

Est. Fringe	0	0	0	0
<i>Note: Fringes budgeted in House Bill 5 except for certain fringes budgeted directly to MoDOT, Highway Patrol, and Conservation.</i>				

Other Funds: N/A

2. CORE DESCRIPTION

The Department of Social Services (DSS), Family Support Division (FSD) is partnering with the Missouri-Office of Refugee Administration (MO-ORA) to use one-time funding granted in the FY 2023 budget intended for the resettling of refugees and legal immigrants primarily from the Ukraine.

This program was funded as a one-time appropriation in FY 2023.

3. PROGRAM LISTING (list programs included in this core funding)

Refugees and Legal Immigrants

CORE DECISION ITEM

Department: Social Services
Division: Family Support
Core: Refugees and Legal Immigrants

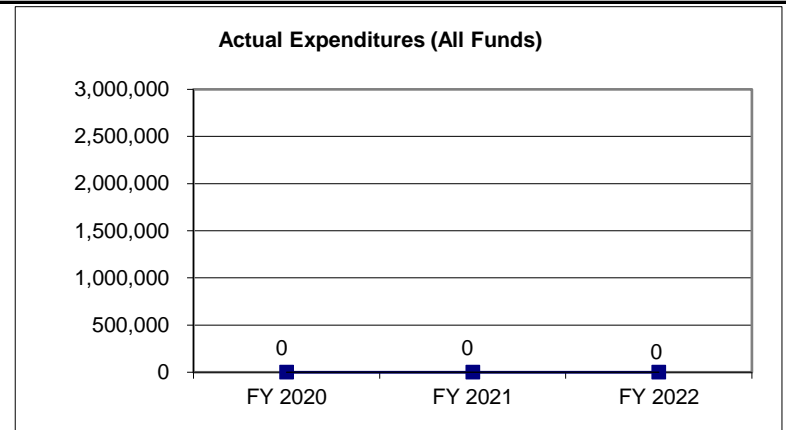
Budget Unit: 90181C

HB Section: 11.237

4. FINANCIAL HISTORY

	FY 2020 Actual	FY 2021 Actual	FY 2022 Actual	FY 2023 Current Yr.
Appropriation (All Funds)	0	0	0	5,000,000
Less Reverted (All Funds)	0	0	0	0
Budget Authority (All Funds)	0	0	0	5,000,000
Actual Expenditures (All Funds)	0	0	0	N/A
Unexpended (All Funds)	0	0	0	N/A
Unexpended, by Fund:				
General Revenue	0	0	0	N/A
Federal	0	0	0	N/A
Other	0	0	0	N/A

(1)



*Current year restricted amount is as of September 1, 2022.

Reverted includes the statutory three percent reserve (when applicable).

Restricted includes any Governor's Expenditure Restriction (when applicable).

NOTES:

(1) This is a newly funded program for FY 2023 (one-time FF Budget Stabilization).

CORE RECONCILIATION DETAIL

DEPARTMENT OF SOCIAL SERVICES REFUGEES AND LEGAL IMMIGRANTS

5. CORE RECONCILIATION DETAIL

				Budget Class	FTE	GR	Federal	Other	Total	Explanation
TAFP AFTER VETOES										
				PD	0.00	0	5,000,000	0	5,000,000	
				Total	0.00	0	5,000,000	0	5,000,000	
DEPARTMENT CORE ADJUSTMENTS										
1x Expenditures	87	2756	PD		0.00	0	(5,000,000)	0	(5,000,000)	Core reduction of one-time funding.
NET DEPARTMENT CHANGES					0.00	0	(5,000,000)	0	(5,000,000)	
DEPARTMENT CORE REQUEST										
				PD	0.00	0	0	0	0	
				Total	0.00	0	0	0	0	
GOVERNOR'S RECOMMENDED CORE										
				PD	0.00	0	0	0	0	
				Total	0.00	0	0	0	0	

DECISION ITEM SUMMARY

Budget Unit									
Decision Item	FY 2022	FY 2022	FY 2023	FY 2023	FY 2024	FY 2024	*****	*****	
Budget Object Summary	ACTUAL	ACTUAL	BUDGET	BUDGET	DEPT REQ	DEPT REQ	SECURED	SECURED	
Fund	DOLLAR	FTE	DOLLAR	FTE	DOLLAR	FTE	COLUMN	COLUMN	
REFUGEES AND LEGAL IMMIGRANTS									
CORE									
PROGRAM-SPECIFIC									
BUDGET STABILIZATION	0	0.00	5,000,000	0.00	0	0.00	0	0.00	
TOTAL - PD	0	0.00	5,000,000	0.00	0	0.00	0	0.00	
TOTAL	0	0.00	5,000,000	0.00	0	0.00	0	0.00	
GRAND TOTAL	\$0	0.00	\$5,000,000	0.00	\$0	0.00	\$0	0.00	

9/13/22 15:18

im_disummary

DECISION ITEM DETAIL

Budget Unit	FY 2022	FY 2022	FY 2023	FY 2023	FY 2024	FY 2024	*****	*****
Decision Item	ACTUAL	ACTUAL	BUDGET	BUDGET	DEPT REQ	DEPT REQ	SECURED	SECURED
Budget Object Class	DOLLAR	FTE	DOLLAR	FTE	DOLLAR	FTE	COLUMN	COLUMN
REFUGEES AND LEGAL IMMIGRANTS								
CORE								
PROGRAM DISTRIBUTIONS	0	0.00	5,000,000	0.00	0	0.00	0	0.00
TOTAL - PD	0	0.00	5,000,000	0.00	0	0.00	0	0.00
GRAND TOTAL	\$0	0.00	\$5,000,000	0.00	\$0	0.00	\$0	0.00
GENERAL REVENUE	\$0	0.00	\$0	0.00	\$0	0.00		0.00
FEDERAL FUNDS	\$0	0.00	\$5,000,000	0.00	\$0	0.00		0.00
OTHER FUNDS	\$0	0.00	\$0	0.00	\$0	0.00		0.00

PROGRAM DESCRIPTION

Department: Social Services

HB Section(s): 11.237

Program Name: Refugees and Legal Immigrants

Program is found in the following core budget(s): Refugees and Legal Immigrants

1a. What strategic priority does this program address?

Build and engage community resources to support families in need

1b. What does this program do?

The Department of Social Services (DSS), Family Support Division (FSD) is partnering with the Missouri - Office of Refugee Administration (MO-ORA) to use one-time funding granted in the FY 2023 budget intended for the resettling of refugees and legal immigrants primarily from the Ukraine. FSD will seek to contract out the distribution of this one-time funding to non-profit organizations that have a stake in financially assisting refugees and legal immigrants. This funding will also support the administrative costs for management of the contract(s).

2a. Provide an activity measure(s) for the program.

A measure of activity will be developed upon implementation.

This was a new program in SFY 2023; therefore, there is no data to report prior to SFY 2023.

2b. Provide a measure(s) of the program's quality.

A measure of quality will be developed upon implementation.

This was a new program in SFY 2023; therefore, there is no data to report prior to SFY 2023.

2c. Provide a measure(s) of the program's impact.

A measure of impact will be developed upon implementation.

This was a new program in SFY 2023; therefore, there is no data to report prior to SFY 2023.

2d. Provide a measure(s) of the program's efficiency.

A measure of efficiency will be developed upon implementation.

This was a new program in SFY 2023; therefore, there is no data to report prior to SFY 2023.

PROGRAM DESCRIPTION


Department: Social Services

HB Section(s): 11.237

Program Name: Refugees and Legal Immigrants

Program is found in the following core budget(s): Refugees and Legal Immigrants

3. Provide actual expenditures for the prior three fiscal years and planned expenditures for the current fiscal year. (Note: Amounts do not include fringe benefit costs.)



4. What are the sources of the "Other " funds?

N/A

5. What is the authorization for this program, i.e., federal or state statute, etc.? (Include the federal program number, if applicable.)

HB 11.237 (DSS Appropriations Bill)

6. Are there federal matching requirements? If yes, please explain.

No.

7. Is this a federally mandated program? If yes, please explain.

No.

Core - Child Support Field Staff & Operations

CORE DECISION ITEM

Department: Social Services
Division: Family Support
Core: Child Support Field Staff and Operations

Budget Unit: 90060C
HB Section: 11.240

1. CORE FINANCIAL SUMMARY

FY 2024 Budget Request				
	GR	Federal	Other	Total
PS	3,836,578	18,264,156	2,269,321	24,370,055
EE	3,030,652	6,446,010	492,234	9,968,896
PSD	87,000	163,000	0	250,000
TRF	0	0	0	0
Total	6,954,230	24,873,166	2,761,555	34,588,951
FTE	97.68	384.81	168.75	651.24

Est. Fringe	2,731,392	11,816,179	3,257,670	17,805,241
--------------------	-----------	------------	-----------	------------

Note: Fringes budgeted in House Bill 5 except for certain fringes budgeted directly to MoDOT, Highway Patrol, and Conservation.

Other Funds: Child Support Enforcement Collections Fund (0169) - \$2,761,555

FY 2024 Governor's Recommendation				
	GR	Federal	Other	Total
PS	0	0	0	0
EE	0	0	0	0
PSD	0	0	0	0
TRF	0	0	0	0
Total	0	0	0	0
FTE	0.00	0.00	0.00	0.00

Est. Fringe	0	0	0	0
--------------------	---	---	---	---

Note: Fringes budgeted in House Bill 5 except for certain fringes budgeted directly to MoDOT, Highway Patrol, and Conservation.

Other Funds:

2. CORE DESCRIPTION

The Family Support Division (FSD) promotes parental responsibility. Whenever a child receives support from a person paying support, that same child's need for MO HealthNet benefits or Temporary Assistance for Needy Families (TANF) benefits may decrease. This appropriation provides the salaries, communication costs, and office expenses for front-line worker, supervisory, and support staff to operate the 15 Child Support (CS) field offices located across the state, central field support units and FSD's merit-staffed call center operation. This appropriation also funds a contract that combines mail processing, case initiation, document management functions.

3. PROGRAM LISTING (list programs included in this core funding)

Child Support Field Staff and Operations

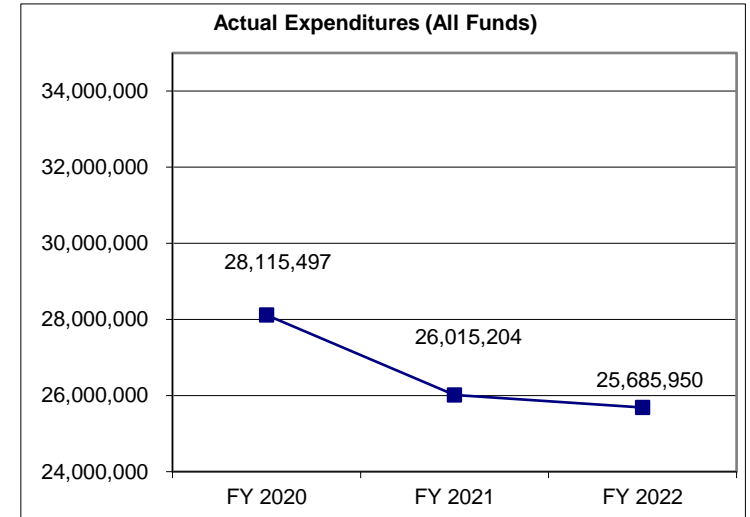
CORE DECISION ITEM

Department: Social Services
Division: Family Support
Core: Child Support Field Staff and Operations

Budget Unit: 90060C
HB Section: 11.240

4. FINANCIAL HISTORY

	FY 2020 Actual	FY 2021 Actual	FY 2022 Actual	FY 2023 Current Yr.
Appropriation (All Funds)	34,058,076	33,956,920	33,044,991	35,038,951
Less Reverted (All Funds)	(211,429)	(215,885)	(205,964)	(208,627)
Less Restricted (All Funds)	0	0	0	N/A
Budget Authority (All Funds)	33,846,647	33,741,035	32,839,027	34,830,324
Actual Expenditures (All Funds)	28,115,497	26,015,204	25,685,950	N/A
Unexpended (All Funds)	5,731,150	7,725,831	7,153,077	N/A
Unexpended, by Fund:				
General Revenue	0	1,634,680	62,281	N/A
Federal	4,323,174	4,096,195	6,835,164	N/A
Other	614,733	275	255,632	N/A
	(1,2)	(3)	(4)	(5)



*Current year restricted amount is as of September 1, 2022.

Reverted includes the statutory three- percent reserve (when applicable).

Restricted includes any Governor's Expenditure Restriction (when applicable).

NOTES:

(1) FY 2020 - There were three different pay plan increases for a total of \$593,287 (\$182,474 GR, \$351,747 FF, \$59,066 CSEC fund). There was a reduction of \$615,000 CSEC Fund for mediation.

(2) FY 2020 - There was a GR lapse that can be attributed to the Department limiting all nonessential expense and equipment purchases due to revenue shortfalls as a result of the COVID-19 pandemic.

(3) FY 2021 - There were two different pay plan increases for a total of \$365,171 (\$148,271 GR, \$216,900 FF). There was a Core Reallocation of \$1,259 (\$305 GR, \$918 FF, \$36 CSEC Fund) for Mileage Reimbursement and a Core Reduction of \$467,586 in CSEC Funds for cell phone and mobility for Children's Division.

Note: Missouri statute 208.170.9 limits what the CSEC fund can be used for and does not authorize this fund to pay expenses for the Children's Divisions program.

(4) FY 2022 - There was a pay plan increase of \$224,038 (\$55,983 GR, \$168,055 FF), and an increase of \$1,501 FF for mileage reimbursement. There was a core reduction of \$1,137,468 (\$386,739 GR, \$750,729 FF) due to termination of contract.

(5) FY 2023 - There were two pay plan increases of \$1,742,459 (\$451,790 GR, \$1,290,669 FF), an increase of \$1,501 FF for mileage reimbursement, and a core increase of \$250,000 (\$87,000 GR, \$163,000 FF) for March Mediation. There was a core reduction of \$450,000 GR and one-time increase of \$450,000 CSEC fund.

CORE RECONCILIATION DETAIL

DEPARTMENT OF SOCIAL SERVICES CHILD SUPPORT FIELD STAFF/OPS

5. CORE RECONCILIATION DETAIL

				Budget Class	FTE	GR	Federal	Other	Total	Explanation
TAFP AFTER VETOES										
				PS	651.24	3,836,578	18,264,156	2,269,321	24,370,055	
				EE	0.00	3,030,652	6,446,010	942,234	10,418,896	
				PD	0.00	87,000	2,000,000	163,000	2,250,000	
				Total	651.24	6,954,230	26,710,166	3,374,555	37,038,951	
DEPARTMENT CORE ADJUSTMENTS										
1x Expenditures	62	6268		EE	0.00	0	0	(450,000)	(450,000)	Core reduction of one-time funding.
Core Reallocation	422	7118		EE	0.00	0	137,500	0	137,500	
Core Reallocation	422	7117		EE	0.00	0	135,000	0	135,000	
Core Reallocation	422	7118		PD	0.00	0	(137,500)	0	(137,500)	
Core Reallocation	422	7117		PD	0.00	0	(135,000)	0	(135,000)	
Core Reallocation	1223	6268		PD	0.00	0	0	(163,000)	(163,000)	Reallocation to match earnings.
Core Reallocation	1223	6264		PD	0.00	0	163,000	0	163,000	Reallocation to match earnings.
NET DEPARTMENT CHANGES					0.00	0	163,000	(613,000)	(450,000)	
DEPARTMENT CORE REQUEST										
				PS	651.24	3,836,578	18,264,156	2,269,321	24,370,055	
				EE	0.00	3,030,652	6,718,510	492,234	10,241,396	
				PD	0.00	87,000	1,890,500	0	1,977,500	
				Total	651.24	6,954,230	26,873,166	2,761,555	36,588,951	
GOVERNOR'S RECOMMENDED CORE										
				PS	651.24	3,836,578	18,264,156	2,269,321	24,370,055	
				EE	0.00	3,030,652	6,718,510	492,234	10,241,396	

CORE RECONCILIATION DETAIL

**DEPARTMENT OF SOCIAL SERVICES
CHILD SUPPORT FIELD STAFF/OPS**

5. CORE RECONCILIATION DETAIL

	Budget Class	FTE	GR	Federal	Other	Total	Explanation
GOVERNOR'S RECOMMENDED CORE							
	PD	0.00	87,000	1,890,500	0	1,977,500	
	Total	651.24	6,954,230	26,873,166	2,761,555	36,588,951	

DECISION ITEM SUMMARY

Budget Unit								
Decision Item	FY 2022	FY 2022	FY 2023	FY 2023	FY 2024	FY 2024	*****	*****
Budget Object Summary	ACTUAL	ACTUAL	BUDGET	BUDGET	DEPT REQ	DEPT REQ	SECURED	SECURED
Fund	DOLLAR	FTE	DOLLAR	FTE	DOLLAR	FTE	COLUMN	COLUMN
CHILD SUPPORT FIELD STAFF/OPS								
CORE								
PERSONAL SERVICES								
GENERAL REVENUE	3,282,731	92.04	3,836,578	97.68	3,836,578	97.68	0	0.00
DEPT OF SOC SERV FEDERAL & OTH	13,667,215	386.81	18,264,156	384.81	18,264,156	384.81	0	0.00
CHILD SUPPORT ENFORCEMENT FUND	2,023,697	57.32	2,269,321	168.75	2,269,321	168.75	0	0.00
TOTAL - PS	18,973,643	536.17	24,370,055	651.24	24,370,055	651.24	0	0.00
EXPENSE & EQUIPMENT								
GENERAL REVENUE	3,314,419	0.00	3,030,652	0.00	3,030,652	0.00	0	0.00
DEPT OF SOC SERV FEDERAL & OTH	3,159,374	0.00	6,446,010	0.00	6,718,510	0.00	0	0.00
CHILD SUPPORT ENFORCEMENT FUND	482,234	0.00	942,234	0.00	492,234	0.00	0	0.00
TOTAL - EE	6,956,027	0.00	10,418,896	0.00	10,241,396	0.00	0	0.00
PROGRAM-SPECIFIC								
GENERAL REVENUE	0	0.00	87,000	0.00	87,000	0.00	0	0.00
DEPT OF SOC SERV FEDERAL & OTH	79,120	0.00	2,000,000	0.00	1,890,500	0.00	0	0.00
CHILD SUPPORT ENFORCEMENT FUND	0	0.00	163,000	0.00	0	0.00	0	0.00
TOTAL - PD	79,120	0.00	2,250,000	0.00	1,977,500	0.00	0	0.00
TOTAL	26,008,790	536.17	37,038,951	651.24	36,588,951	651.24	0	0.00
MO - SAVES Grant CTC - 1886008								
EXPENSE & EQUIPMENT								
DEPT OF SOC SERV FEDERAL & OTH	0	0.00	0	0.00	420,000	0.00	0	0.00
TOTAL - EE	0	0.00	0	0.00	420,000	0.00	0	0.00
TOTAL	0	0.00	0	0.00	420,000	0.00	0	0.00
GRAND TOTAL	\$26,008,790	536.17	\$37,038,951	651.24	\$37,008,951	651.24	\$0	0.00

9/13/22 15:18

im_disummary

DECISION ITEM DETAIL

Budget Unit	FY 2022	FY 2022	FY 2023	FY 2023	FY 2024	FY 2024	*****	*****
Decision Item	ACTUAL	ACTUAL	BUDGET	BUDGET	DEPT REQ	DEPT REQ	SECURED	SECURED
Budget Object Class	DOLLAR	FTE	DOLLAR	FTE	DOLLAR	FTE	COLUMN	COLUMN
CHILD SUPPORT FIELD STAFF/OPS								
CORE								
LEGAL COUNSEL	123,072	1.62	118,145	1.69	118,145	1.69	0	0.00
HEARINGS OFFICER	459,835	7.96	607,652	12.35	607,652	12.35	0	0.00
MISCELLANEOUS TECHNICAL	442	0.01	0	0.00	0	0.00	0	0.00
MISCELLANEOUS PROFESSIONAL	11,291	0.25	20,184	0.50	20,184	0.50	0	0.00
SPECIAL ASST PROFESSIONAL	39,068	0.99	83,465	2.00	83,465	2.00	0	0.00
SPECIAL ASST OFFICE & CLERICAL	20,813	0.67	32,311	1.00	32,311	1.00	0	0.00
ADMINISTRATIVE SUPPORT CLERK	29,222	1.14	11,859	0.00	0	0.00	0	0.00
ADMIN SUPPORT ASSISTANT	1,390,865	47.30	2,408,562	70.00	1,688,450	53.00	0	0.00
LEAD ADMIN SUPPORT ASSISTANT	45,005	1.39	69,614	2.00	235,731	6.00	0	0.00
ADMIN SUPPORT PROFESSIONAL	9,825	0.29	37,164	1.00	37,164	1.00	0	0.00
ASSOCIATE CUSTOMER SERVICE REP	142	0.00	0	0.00	0	0.00	0	0.00
BUSINESS PROJECT MANAGER	19,611	0.45	0	0.00	44,163	1.00	0	0.00
PROGRAM SPECIALIST	430,655	9.10	389,491	8.00	538,546	11.00	0	0.00
PROGRAM COORDINATOR	869,074	17.62	1,031,282	19.00	1,031,282	19.00	0	0.00
PROGRAM MANAGER	145,848	1.97	155,681	2.00	155,681	2.00	0	0.00
STAFF DEV TRAINING SPECIALIST	175,175	3.96	151,220	3.00	151,220	3.00	0	0.00
SR STAFF DEV TRAINING SPEC	51,729	0.98	55,195	1.00	55,195	1.00	0	0.00
STAFF DEVELOPMENT TRAINING MGR	32,577	0.50	70,114	1.00	70,114	1.00	0	0.00
BENEFIT PROGRAM TECHNICIAN	12,590,764	376.42	16,740,428	457.70	16,740,428	457.70	0	0.00
BENEFIT PROGRAM SPECIALIST	316,311	8.37	159,036	7.00	159,036	7.00	0	0.00
BENEFIT PROGRAM SUPERVISOR	2,212,319	55.18	2,228,652	62.00	2,601,288	71.00	0	0.00
TOTAL - PS	18,973,643	536.17	24,370,055	651.24	24,370,055	651.24	0	0.00
TRAVEL, IN-STATE	16,309	0.00	79,815	0.00	87,315	0.00	0	0.00
TRAVEL, OUT-OF-STATE	2,559	0.00	0	0.00	5,000	0.00	0	0.00
SUPPLIES	1,081,535	0.00	1,587,083	0.00	1,147,083	0.00	0	0.00
PROFESSIONAL DEVELOPMENT	12,675	0.00	9,502	0.00	9,502	0.00	0	0.00
COMMUNICATION SERV & SUPP	294,156	0.00	879,621	0.00	879,621	0.00	0	0.00
PROFESSIONAL SERVICES	4,524,971	0.00	7,518,741	0.00	7,768,741	0.00	0	0.00
HOUSEKEEPING & JANITORIAL SERV	187	0.00	500	0.00	500	0.00	0	0.00
M&R SERVICES	816,840	0.00	42,153	0.00	42,153	0.00	0	0.00
COMPUTER EQUIPMENT	54,501	0.00	0	0.00	0	0.00	0	0.00
OFFICE EQUIPMENT	28,158	0.00	90,747	0.00	90,747	0.00	0	0.00

DECISION ITEM DETAIL

Budget Unit	FY 2022	FY 2022	FY 2023	FY 2023	FY 2024	FY 2024	*****	*****
Decision Item	ACTUAL	ACTUAL	BUDGET	BUDGET	DEPT REQ	DEPT REQ	SECURED	SECURED
Budget Object Class	DOLLAR	FTE	DOLLAR	FTE	DOLLAR	FTE	COLUMN	COLUMN
CHILD SUPPORT FIELD STAFF/OPS								
CORE								
OTHER EQUIPMENT	60,973	0.00	28,523	0.00	28,523	0.00	0	0.00
PROPERTY & IMPROVEMENTS	0	0.00	7,952	0.00	7,952	0.00	0	0.00
BUILDING LEASE PAYMENTS	1,481	0.00	5,472	0.00	5,472	0.00	0	0.00
EQUIPMENT RENTALS & LEASES	55,440	0.00	155,390	0.00	155,390	0.00	0	0.00
MISCELLANEOUS EXPENSES	6,242	0.00	13,397	0.00	13,397	0.00	0	0.00
TOTAL - EE	6,956,027	0.00	10,418,896	0.00	10,241,396	0.00	0	0.00
PROGRAM DISTRIBUTIONS	79,120	0.00	2,250,000	0.00	1,977,500	0.00	0	0.00
TOTAL - PD	79,120	0.00	2,250,000	0.00	1,977,500	0.00	0	0.00
GRAND TOTAL	\$26,008,790	536.17	\$37,038,951	651.24	\$36,588,951	651.24	\$0	0.00
GENERAL REVENUE	\$6,597,150	92.04	\$6,954,230	97.68	\$6,954,230	97.68		0.00
FEDERAL FUNDS	\$16,905,709	386.81	\$26,710,166	384.81	\$26,873,166	384.81		0.00
OTHER FUNDS	\$2,505,931	57.32	\$3,374,555	168.75	\$2,761,555	168.75		0.00

PROGRAM DESCRIPTION

Department: Social Services

HB Section(s): 11.240

Program Name: Child Support Field Staff and Operations

Program is found in the following core budget(s): Child Support Field Staff and Operations

1a. What strategic priority does this program address?

Economic independence for Missourians

1b. What does this program do?

The Department of Social Services (DSS), Family Support Division (FSD) collects financial and medical support for children to help ensure children have the financial and medical support of both parents. Children benefit when both parents are involved in their children's lives.

The FSD, Child Support (CS) program provides effective services to Missourians and promotes stable, safe, and healthy relationships between parents and children. The responsibilities of the CS program include promoting parent involvement at all levels, locating parents, establishing paternity, establishing and enforcing child support and medical support orders, reviewing and initiating modification of support orders, and distributing child support collections. CS workers perform casework activities statewide, regardless of their physical location. The CS program collects an average of \$1.6 million per day.

The CS program is also charged with securing private health care coverage information, establishing and enforcing medical support obligations for children, and assisting with efforts to contain MO HealthNet costs by identifying possible third parties liable for medical costs.

In June 2022, CS began implementation of a new tasking system. Current™ helps monitor the workflow of the applications, establishment orders, order modifications and determines productivity and timeliness for each staff. Key Performance Indicators or KPI's were developed and shared with all FSD-CS field staff. These indicators allow staff to more clearly understand the expectations of their daily activities, while empowering management to more readily understand the output of their staff, compare it across all areas of work, and hold all staff to a similar accountability.

Paternity Establishment

CS staff provided paternity establishment services for over 3,657 cases in SFY 2022. Establishing legal paternity for children born to a mother who is not married to the child's biological father, is the first step in addressing the social and economic needs of children. FSD contracts with a genetic testing vendor to scientifically determine paternity by providing genetic paternity testing at no cost to clients. FSD may establish a child support order by using administrative process when paternity is presumed (for instance, the child was born of the marriage or genetic testing established a presumption), or legally established by court order, or by affidavit signed by the parents. The resulting administrative order is filed with the circuit court thereby becoming an order docketed by that court.

The goal of the program is to increase the percentage of children for whom paternity is established. Federal studies show that the best time for unmarried parents to acknowledge paternity of their newborn is at the hospital, immediately following the birth of the child. FSD operates an in-hospital paternity program in all of Missouri's birthing hospitals to provide hospital staff with comprehensive training to assist them with offering unmarried parents the option of establishing paternity with the Affidavit Acknowledging Paternity. The program was expanded to include FSD staff being on-site at selected hospitals to obtain affidavits from parents of newborn children. In SFY 2021, 69,192 children were born in Missouri, of which 28,187 were born to mothers who were not married. Of those children born out of wedlock in Missouri, 16,684 had paternity established through the affidavit. In SFY 2021, approximately 77% of all affidavits came directly from birthing hospitals.

If the alleged father does not cooperate with FSD in determining his paternity through genetic tests or affidavit, FSD must use judicial processes to establish paternity and obtain a child support order. FSD staff refer such cases to prosecuting attorneys throughout the state.

PROGRAM DESCRIPTION

Department: Social Services

HB Section(s): 11.240

Program Name: Child Support Field Staff and Operations

Program is found in the following core budget(s): Child Support Field Staff and Operations

Order Establishment and Modification

Missouri uses an "income shares" model (guidelines) to calculate the amount of child support obligation to be paid in the establishment of an order and the modification of an existing order. The guidelines take into account special circumstances such as daycare expenses, health insurance premiums, other children of the parents, and extraordinary needs of the child or the parents.

Order Enforcement

CS staff enforce administrative and/or judicial support orders on over 238,000 cases. An obligor who fails to comply with his/her support order may be subject to a variety of enforcement actions. The division has statutory authority to enforce child support orders through income withholding, state and federal tax refund intercepts, passport denial, driver license suspension, and liens on property/bank accounts. Enforcement tools utilized by the division resulted in a half a billion dollars collected annually from FFY 2004 to 2022. In SFY 2022, 97% of collections were disbursed to the families and the remaining 3% were reimbursed public assistance dollars. Collections from the child support program's enforcement actions have helped families live better lives by providing children with the support they are entitled to.

Customer Service

CS experiences a high volume of customer inquiries. On April 1, 2021, the FSD transitioned from a contracted call center to state employees handling child support customer inquiries from employers, persons receiving support, and persons paying support. CS staff answer general customer inquiries and provide case specific information as needed, in addition to information regarding Genetic Testing, Paternity and Order Establishment, and Modification of Support issues. All staff throughout the CS program interact to ensure that policy and procedures based on federal and state guidelines are followed.

FSD has a website to assist the public in learning more about the division and the services available. Through this website, individuals may apply for child support services online; persons receiving support can access an application to receive payments by direct deposit and persons paying support can access an application for auto withdrawal of support payments. The FSD website also enables customers to access information regarding payments and balances.

In addition to making support payments by mail, the person paying support can make payments over the phone using a credit or debit card, pay on-line using the Family Support Payment Center Internet Payment Website, access an application for auto withdrawal or pay with cash using PayNearMe at thousands of trusted payment locations nationwide, including CVS Pharmacy, 7-Eleven, Family Dollar, Casey's General Stores, and Wal-Mart.

Mediation

FSD contracts for mediation services for divorced or never married eligible parents to resolve parenting disputes and to reduce or eliminate potential emotional trauma to children due to parental conflict. Mediation services are designed to resolve issues relating to parenting time, custody, child support, transportation, health care coverage, and health and safety of the children. DSS refers clients for mediation.

PROGRAM DESCRIPTION

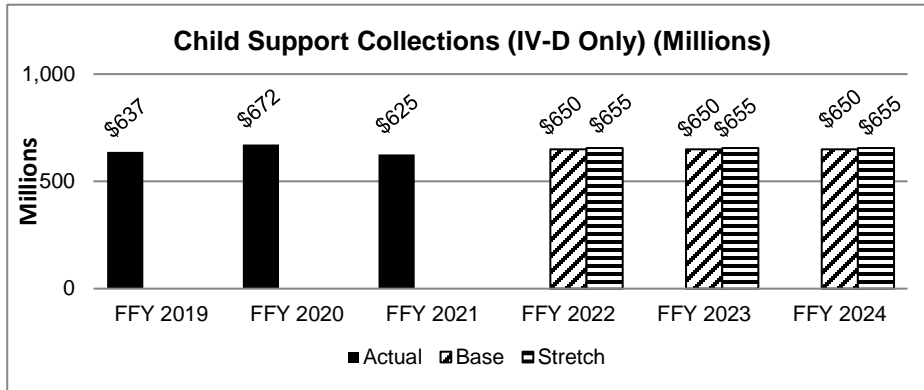
Department: Social Services

HB Section(s): 11.240

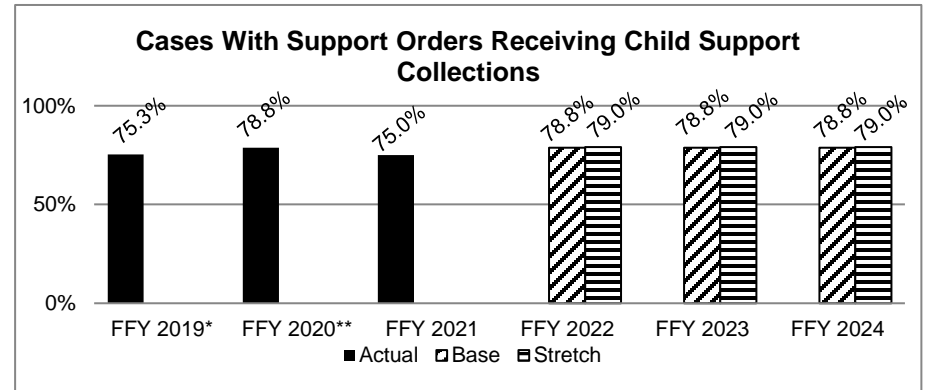
Program Name: Child Support Field Staff and Operations

Program is found in the following core budget(s): Child Support Field Staff and Operations

2a. Provide an activity measure(s) for the program.



FFY 2022 data will be available in November 2022.

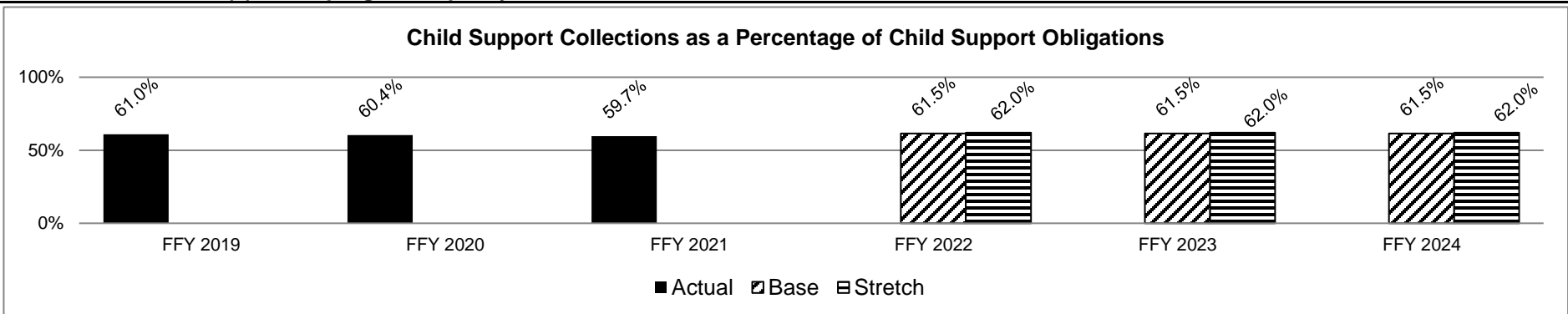


*FFY 2019 increased with the case closure projects.

**FFY 2020 increased due to receiving collections from stimulus payment and high unemployment collections.

FFY 2022 data will be available in November 2022.

2b. Provide a measure(s) of the program's quality.



FFY 2022 data will be available in November 2022.

PROGRAM DESCRIPTION

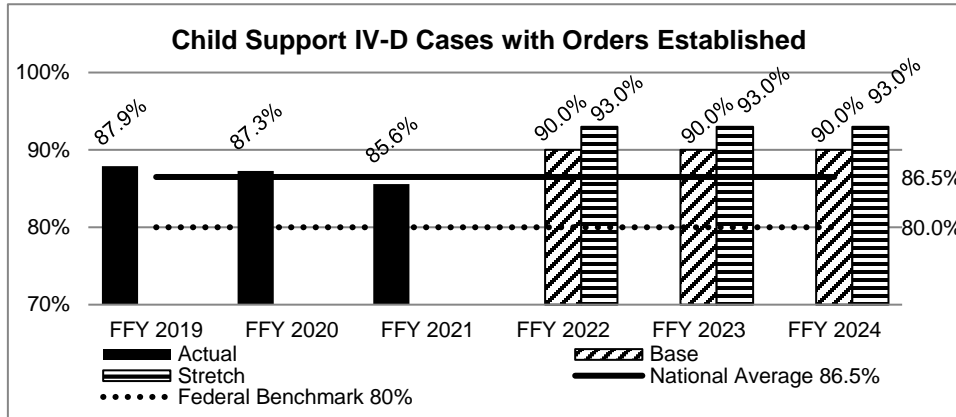
Department: Social Services

HB Section(s): 11.240

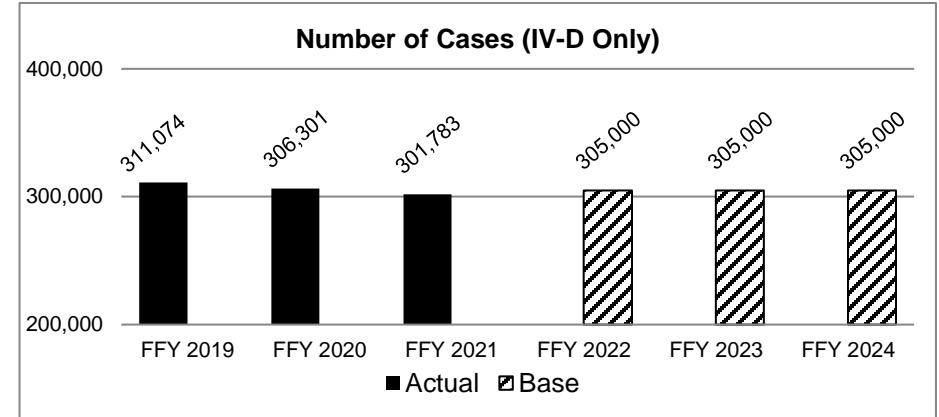
Program Name: Child Support Field Staff and Operations

Program is found in the following core budget(s): Child Support Field Staff and Operations

2c. Provide a measure(s) of the program's impact.

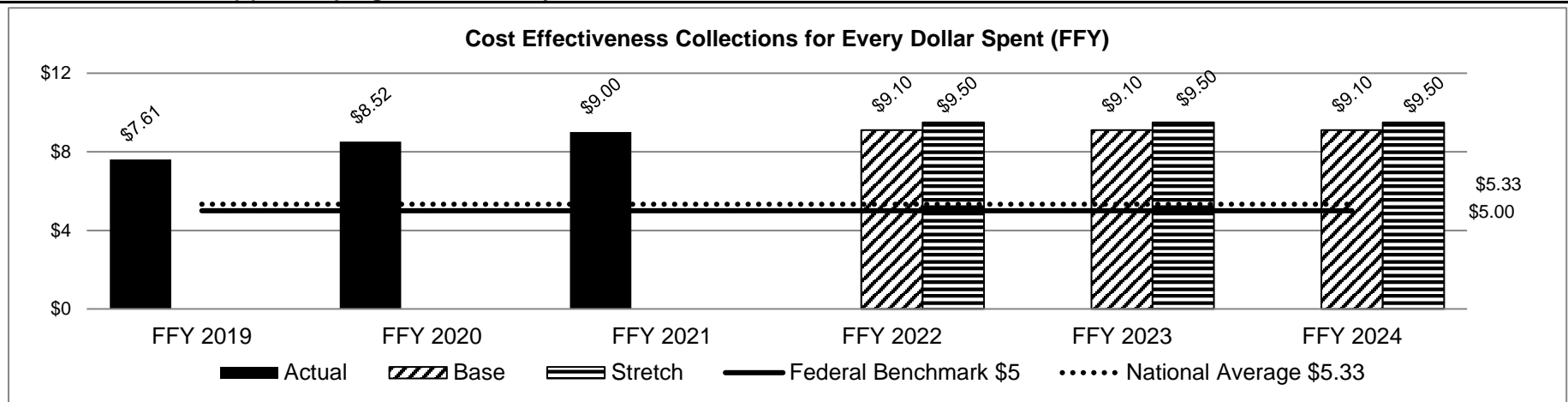


FFY 2022 data will be available in November 2022.



The number of cases is expected to continue to decline due to reduced TANF caseloads and a reduction in incoming TANF applications. FY 2022 data will be available in November 2022.

2d. Provide a measure(s) of the program's efficiency.



FFY 2022 Data will be available in November 2022.

PROGRAM DESCRIPTION

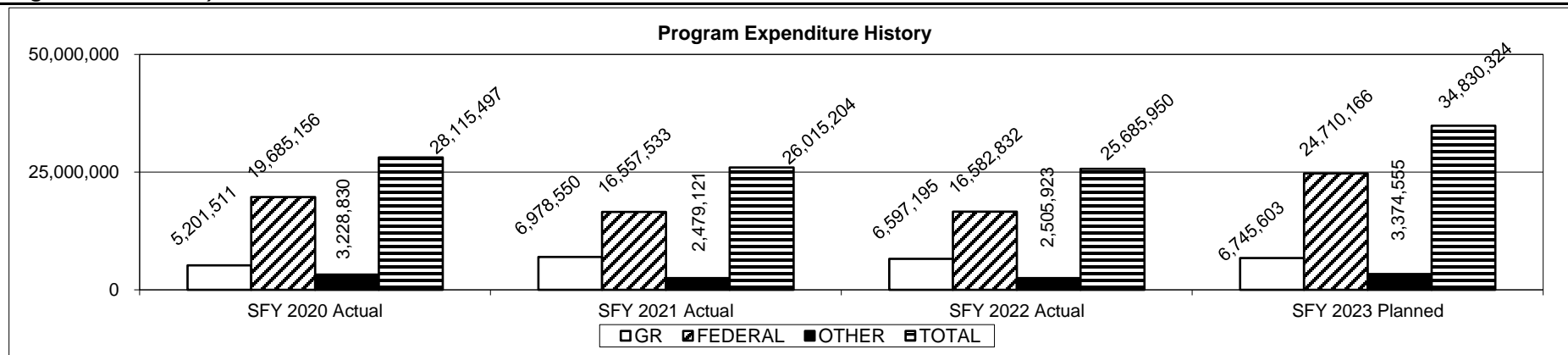
Department: Social Services

HB Section(s): 11.240

Program Name: Child Support Field Staff and Operations

Program is found in the following core budget(s): Child Support Field Staff and Operations

3. Provide actual expenditures for the prior three fiscal years and planned expenditures for the current fiscal year. (Note: Amounts do not include fringe benefit costs.)



SFY 2023 Planned expenditures are net of reverted.

4. What are the sources of the "Other " funds?

Child Support Enforcement Collection Fund (0169)

5. What is the authorization for this program, i.e., federal or state statute, etc.? (Include the federal program number, if applicable.)

State statute: Chapters 210 and 454, RSMO. Missouri Code of State Regulations, Title 13, Division 40, Chapters 100-112. Federal: US Code, Title 42, Chapter 7, Subchapter IV, Part D, Code of Federal Regulations, Title 45, Chapter III.

6. Are there federal matching requirements? If yes, please explain.

Yes, expenditures are claimed under Title IV-D of the Social Security Act, which requires a 34% state match.

7. Is this a federally mandated program? If yes, please explain.

Yes. Public Law 93-647 (Title IV-D of the Social Security Act), Code of Federal Regulations, Title 45, Chapter III.

**NDI – Missouri Safe
Access for Victims (MO-
SAVES) Grant**

NEW DECISION ITEM

Department: Social Services
Division: Family Support
DI Name: Missouri Safe Access for Victims
Economic Security (MO-SAVES) Grant **DI# 1886008**

Budget Unit **90060C**
HB Section **11.240**

1. AMOUNT OF REQUEST

FY 2024 Budget Request				
	GR	Federal	Other	Total
PS	0	0	0	0
EE	0	420,000	0	420,000
PSD	0	0	0	0
TRF	0	0	0	0
Total	0	420,000	0	420,000
FTE	0.00	0.00	0.00	0.00

Est. Fringe	0	0	0	0
<i>Note: Fringes budgeted in House Bill 5 except for certain fringes budgeted directly to MoDOT, Highway Patrol, and Conservation.</i>				

Other Funds:
Non-Counts:

FY 2024 Governor's Recommendation				
	GR	Federal	Other	Total
PS	0	0	0	0
EE	0	0	0	0
PSD	0	0	0	0
TRF	0	0	0	0
Total	0	0	0	0
FTE	0.00	0.00	0.00	0.00

Est. Fringe	0	0	0	0
<i>Note: Fringes budgeted in House Bill 5 except for certain fringes budgeted directly to MoDOT, Highway Patrol, and Conservation.</i>				

Other Funds:
Non-Counts:

2. THIS REQUEST CAN BE CATEGORIZED AS:

<input checked="" type="checkbox"/> New Legislation	<input checked="" type="checkbox"/> New Program	<input type="checkbox"/> Fund Switch
<input type="checkbox"/> Federal Mandate	<input type="checkbox"/> Program Expansion	<input type="checkbox"/> Cost to Continue
<input type="checkbox"/> GR Pick-Up	<input type="checkbox"/> Space Request	<input type="checkbox"/> Equipment Replacement
<input type="checkbox"/> Pay Plan	<input type="checkbox"/> Other: _____	

NEW DECISION ITEM

Department: Social Services	Budget Unit	90060C
Division: Family Support		
DI Name: Missouri Safe Access for Victims		
Economic Security (MO-SAVES) Grant	DI# 1886008	HB Section 11.240

3. WHY IS THIS FUNDING NEEDED? PROVIDE AN EXPLANATION FOR ITEMS CHECKED IN #2. INCLUDE THE FEDERAL OR STATE STATUTORY OR CONSTITUTIONAL AUTHORIZATION FOR THIS PROGRAM.

The Department of Social Services, Family Support Division (FSD) was awarded the MO-SAVES grant in September 2022. The grant is for \$1,260,000 federal funding over 5 years with the highest year of estimated expenditures in year 1 at \$420,000.

The MO-SAVES grant project seeks to educate and assist the public, selected domestic court participants, and clients of the affiliate organizations of Missouri Coalition Against Domestic and Sexual Violence (MOCADSV) on domestic violence (DV) issues, as well as enhance safety for victims of domestic violence in the Missouri Child Support Program. This will increase the awareness of DV clients regarding access to child support services for parents not currently receiving child support due to safety concerns. The grant project will include public education and outreach strategies, staff and partner training, development of a shared portal that will include responsive good cause protections for victims accessing public benefits with child support cooperation requirements, implementation of comprehensive domestic violence case processing policies and protocols for victims and perpetrators, and establishment and assessment of specialized domestic violence triage teams.

This grant will be funded from DSS Federal Grants & Donations authority in FY 2023. FSD is requesting \$420,000 for the remaining years in the 5 year grant period.

The Department of Health and Human Services, Administration for Children and Families awards these grant funds to develop and implement these programs.

4. DESCRIBE THE DETAILED ASSUMPTIONS USED TO DERIVE THE SPECIFIC REQUESTED AMOUNT. (How did you determine that the requested number of FTE were appropriate? From what source or standard did you derive the requested levels of funding? Were alternatives such as outsourcing or automation considered? If based on new legislation, does request tie to TAFP fiscal note? If not, explain why. Detail which portions of the request are one-times and how those amounts were calculated.)

The MO-SAVES grant is \$1,260,000 federal funding over 5 years with the highest year of estimated expenditures in year 1 at \$420,000.

NEW DECISION ITEM

Department: Social Services
Division: Family Support
DI Name: Missouri Safe Access for Victims
Economic Security (MO-SAVES) Grant **DI# 1886008**

Budget Unit **90060C**
HB Section **11.240**

5. BREAK DOWN THE REQUEST BY BUDGET OBJECT CLASS, JOB CLASS, AND FUND SOURCE. IDENTIFY ONE-TIME COSTS.									
Budget Object Class/Job Class	Dept Req GR DOLLARS	Dept Req GR FTE	Dept Req FED DOLLARS	Dept Req FED FTE	Dept Req OTHER DOLLARS	Dept Req OTHER FTE	Dept Req TOTAL DOLLARS	Dept Req TOTAL FTE	Dept Req One-Time DOLLARS
							0		
							0	0.0	
Total PS	<u>0</u>	<u>0.0</u>	<u>0</u>	<u>0.0</u>	<u>0</u>	<u>0.0</u>	<u>0</u>	<u>0.0</u>	<u>0</u>
							0		
							0		
Professional Services (BOBC 400)			420,000				420,000		
Total EE	<u>0</u>		<u>420,000</u>		<u>0</u>		<u>420,000</u>		<u>0</u>
Program Distributions							0		
Total PSD	<u>0</u>		<u>0</u>		<u>0</u>		<u>0</u>		<u>0</u>
Transfers									
Total TRF	<u>0</u>		<u>0</u>		<u>0</u>		<u>0</u>		<u>0</u>
Grand Total	<u>0</u>	<u>0.0</u>	<u>420,000</u>	<u>0.0</u>	<u>0</u>	<u>0.0</u>	<u>420,000</u>	<u>0.0</u>	<u>0</u>

NEW DECISION ITEM

Department: Social Services
Division: Family Support
DI Name: Missouri Safe Access for Victims
Economic Security (MO-SAVES) Grant **DI# 1886008**

Budget Unit **90060C**
HB Section **11.240**

Budget Object Class/Job Class	Gov Rec GR DOLLARS	Gov Rec GR FTE	Gov Rec FED DOLLARS	Gov Rec FED FTE	Gov Rec OTHER DOLLARS	Gov Rec OTHER FTE	Gov Rec TOTAL DOLLARS	Gov Rec TOTAL FTE	Gov Rec One-Time DOLLARS
							0		
							0	0.0	
Total PS	<u>0</u>	<u>0.0</u>	<u>0</u>	<u>0.0</u>	<u>0</u>	<u>0.0</u>	<u>0</u>	<u>0.0</u>	<u>0</u>
							0		
							0		
							0		
Total EE	<u>0</u>		<u>0</u>		<u>0</u>		<u>0</u>		<u>0</u>
Program Distributions							0		
Total PSD	<u>0</u>		<u>0</u>		<u>0</u>		<u>0</u>		<u>0</u>
Transfers									
Total TRF	<u>0</u>		<u>0</u>		<u>0</u>		<u>0</u>		<u>0</u>
Grand Total	<u>0</u>	<u>0.0</u>	<u>0</u>	<u>0.0</u>	<u>0</u>	<u>0.0</u>	<u>0</u>	<u>0.0</u>	<u>0</u>

NEW DECISION ITEM

Department: Social Services
Division: Family Support
DI Name: Missouri Safe Access for Victims
Economic Security (MO-SAVES) Grant **DI# 1886008**

Budget Unit **90060C**

HB Section **11.240**

6. PERFORMANCE MEASURES (If new decision item has an associated core, separately identify projected performance with & without additional funding.)

6a. Provide an activity measure(s) for the program.
First year of the grant will be implementation planning.
A measure of activity will be developed upon implementation.

6b. Provide a measure(s) of the program's quality.
First year of the grant will be implementation planning.
A measure of quality will be developed upon implementation.

6c. Provide a measure(s) of the program's impact.
First year of the grant will be implementation planning.
A measure of impact will be developed upon implementation.

6d. Provide a measure(s) of the program's efficiency.
First year of the grant will be implementation planning.
A measure of efficiency will be developed upon implementation.

7. STRATEGIES TO ACHIEVE THE PERFORMANCE MEASUREMENT TARGETS:

Measurement strategies will be developed once the measurements are incorporated as part of the implementation period.

DECISION ITEM SUMMARY

Budget Unit								
Decision Item	FY 2022	FY 2022	FY 2023	FY 2023	FY 2024	FY 2024	*****	*****
Budget Object Summary	ACTUAL	ACTUAL	BUDGET	BUDGET	DEPT REQ	DEPT REQ	SECURED	SECURED
Fund	DOLLAR	FTE	DOLLAR	FTE	DOLLAR	FTE	COLUMN	COLUMN
CHILD SUPPORT FIELD STAFF/OPS								
CORE								
PERSONAL SERVICES								
GENERAL REVENUE	3,282,731	92.04	3,836,578	97.68	3,836,578	97.68	0	0.00
DEPT OF SOC SERV FEDERAL & OTH	13,667,215	386.81	18,264,156	384.81	18,264,156	384.81	0	0.00
CHILD SUPPORT ENFORCEMENT FUND	2,023,697	57.32	2,269,321	168.75	2,269,321	168.75	0	0.00
TOTAL - PS	18,973,643	536.17	24,370,055	651.24	24,370,055	651.24	0	0.00
EXPENSE & EQUIPMENT								
GENERAL REVENUE	3,314,419	0.00	3,030,652	0.00	3,030,652	0.00	0	0.00
DEPT OF SOC SERV FEDERAL & OTH	3,159,374	0.00	6,446,010	0.00	6,718,510	0.00	0	0.00
CHILD SUPPORT ENFORCEMENT FUND	482,234	0.00	942,234	0.00	492,234	0.00	0	0.00
TOTAL - EE	6,956,027	0.00	10,418,896	0.00	10,241,396	0.00	0	0.00
PROGRAM-SPECIFIC								
GENERAL REVENUE	0	0.00	87,000	0.00	87,000	0.00	0	0.00
DEPT OF SOC SERV FEDERAL & OTH	79,120	0.00	2,000,000	0.00	1,890,500	0.00	0	0.00
CHILD SUPPORT ENFORCEMENT FUND	0	0.00	163,000	0.00	0	0.00	0	0.00
TOTAL - PD	79,120	0.00	2,250,000	0.00	1,977,500	0.00	0	0.00
TOTAL	26,008,790	536.17	37,038,951	651.24	36,588,951	651.24	0	0.00
MO - SAVES Grant CTC - 1886008								
EXPENSE & EQUIPMENT								
DEPT OF SOC SERV FEDERAL & OTH	0	0.00	0	0.00	420,000	0.00	0	0.00
TOTAL - EE	0	0.00	0	0.00	420,000	0.00	0	0.00
TOTAL	0	0.00	0	0.00	420,000	0.00	0	0.00
GRAND TOTAL	\$26,008,790	536.17	\$37,038,951	651.24	\$37,008,951	651.24	\$0	0.00

9/13/22 15:18

im_disummary

DECISION ITEM DETAIL

Budget Unit	FY 2022	FY 2022	FY 2023	FY 2023	FY 2024	FY 2024	*****	*****
Decision Item	ACTUAL	ACTUAL	BUDGET	BUDGET	DEPT REQ	DEPT REQ	SECURED	SECURED
Budget Object Class	DOLLAR	FTE	DOLLAR	FTE	DOLLAR	FTE	COLUMN	COLUMN
CHILD SUPPORT FIELD STAFF/OPS								
MO - SAVES Grant CTC - 1886008								
PROFESSIONAL SERVICES	0	0.00	0	0.00	420,000	0.00	0	0.00
TOTAL - EE	0	0.00	0	0.00	420,000	0.00	0	0.00
GRAND TOTAL	\$0	0.00	\$0	0.00	\$420,000	0.00	\$0	0.00
GENERAL REVENUE	\$0	0.00	\$0	0.00	\$0	0.00		0.00
FEDERAL FUNDS	\$0	0.00	\$0	0.00	\$420,000	0.00		0.00
OTHER FUNDS	\$0	0.00	\$0	0.00	\$0	0.00		0.00

Core - Child Support Federal Grants

CORE DECISION ITEM

Department: Social Services
Division: Family Support
Core: Child Support Field Staff and Operations - CS Federal Grants

Budget Unit: 90060C
HB Section: 11.240

1. CORE FINANCIAL SUMMARY

FY 2024 Budget Request				
	GR	Federal	Other	Total
PS	0	0	0	0
EE	0	272,500	0	272,500
PSD	0	1,727,500	0	1,727,500
TRF	0	0	0	0
Total	0	2,000,000	0	2,000,000

FTE	0.00	0.00	0.00	0.00
-----	------	------	------	------

Est. Fringe	0	0	0	0
-------------	---	---	---	---

Note: Fringes budgeted in House Bill 5 except for certain fringes budgeted directly to MoDOT, Highway Patrol, and Conservation.

Other Funds:

FY 2024 Governor's Recommendation				
	GR	Federal	Other	Total
PS	0	0	0	0
EE	0	0	0	0
PSD	0	0	0	0
TRF	0	0	0	0
Total	0	0	0	0

FTE	0.00	0.00	0.00	0.00
-----	------	------	------	------

Est. Fringe	0	0	0	0
-------------	---	---	---	---

Note: Fringes budgeted in House Bill 5 except for certain fringes budgeted directly to MoDOT, Highway Patrol, and Conservation.

Other Funds:

2. CORE DESCRIPTION

The Charting a Course for Economic Mobility and Responsible Parenting grants provide funding to educate teens and young adults about their personal development by educating about financial, legal, and emotional responsibilities of parenthood including but not limited to: youth safety, health and wellness to assist in leading productive lives.

3. PROGRAM LISTING (list programs included in this core funding)

Charting a Course for Economic Mobility - Child Support Federal Grants:
Future Leaders
Parenthood Can Wait

CORE DECISION ITEM

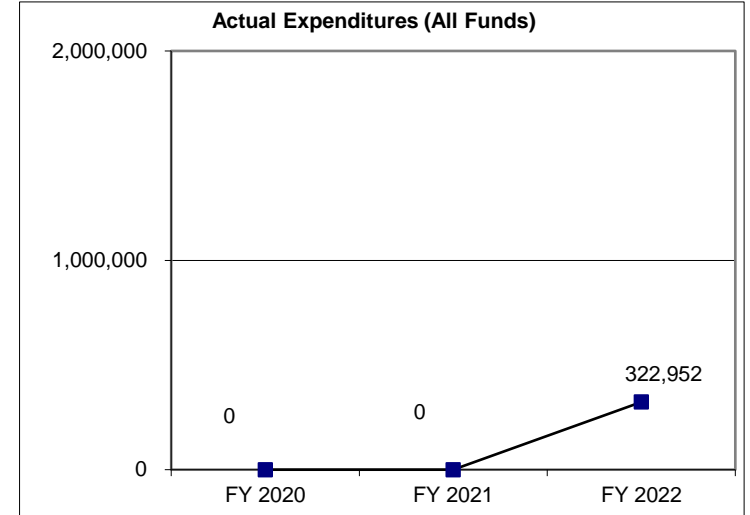
Department: Social Services
Division: Family Support
Core: Child Support Field Staff and Operations - CS Federal Grants

Budget Unit: 90060C

HB Section: 11.240

4. FINANCIAL HISTORY

	FY 2020 Actual	FY 2021 Actual	FY 2022 Actual	FY 2023 Current Yr.
Appropriation (All Funds)	0	0	2,000,000	2,000,000
Less Reverted (All Funds)	0	0	0	0
Less Restricted (All Funds)	0	0	0	0
Budget Authority (All Funds)	0	0	2,000,000	2,000,000
Actual Expenditures (All Funds)	0	0	322,952	N/A
Unexpended (All Funds)	0	0	1,677,048	N/A
Unexpended, by Fund:				
General Revenue	0	0	0	N/A
Federal	0	0	1,677,048	N/A
Other	0	0	0	N/A
		(1)	(2)	



*Current year restricted amount is as of September 1, 2022.

Reverted includes the statutory three- percent reserve (when applicable).

Restricted includes any Governor's Expenditure Restriction (when applicable).

NOTES:

(1) FY 2021 - Authority available in Federal Grants and Donations Fund. HB section 11.010 was used for \$138,767 in expenditures.

(2) FY 2022 - There was an increase of \$2,000,000 FF for additional federal appropriation authority granted to utilize federal funding from two \$1 million grants.

PROGRAM DESCRIPTION

Department: Social Services

HB Section(s): 11.240

Program Name: Child Support Federal Grants

Program is found in the following core budget(s): Child Support Field Staff and Operations

1a. What strategic priority does this program address?

Safety & well-being for children & youth and economic independence for Missourians

1b. What does this program do?

The Department of Social Services (DSS), Family Support Division (FSD) Child Support (CS) Program was awarded the Charting a Course for Economic Mobility and Responsible Parenting grant funds by the Department of Health and Human Services, Administration for Children and Families providing the authorization to develop and implement two programs: the Future Leaders program and the Parenthood Can Wait (PCW) program. The goal of the two \$1 million grants is to increase teens' understanding of the financial, legal, and emotional responsibilities of adulthood.

The overall curriculum derives from Maslow's Hierarchy of Needs. The University of Missouri School of Medicine Health Management and Informatics is actively evaluating both programs for the grant period. Both programs have partnered with community organizations to facilitate the grant's activities. Both programs' curriculum and activities help young adults gain the knowledge, skills, and access to resources likely to lead to success in pursuit of life goals, economic mobility, and responsible parenting. The programs incorporate evidence from successful youth development, peer education, health promotion, parent education, cognitive and behavioral education and workforce development models.

For the 2022-2023 school year, the Future Leaders program will be provided to approximately 1,300 students in school districts that have volunteered to participate in the program. The Future Leaders program teaches middle school students to think about the choices they make about relationships, finances, and parenting. The program offers various educational strategies such as public service announcements, presentations, classes, videos, peer discussions, and other activities. The curriculum covers six units of personal development material, six units of financial literacy and one unit of child support information.

The PCW program provides activities and curriculum designed for youth in high school. Approximately 600 at-risk teens who are enrolled in alternative schools or who are in custody of the Division of Youth Services (DYS) participate in the program. The program offers various parenthood curricula, independent living skills, child support education, financial literacy, and mentoring services to help youth gain invaluable information, knowledge, and skills necessary to become self-sufficient and maintain healthy relationships through adulthood.

Junior Achievement (JA) is the in-kind financial consultant and provides the grant's financial curriculum for both programs.

PROGRAM DESCRIPTION

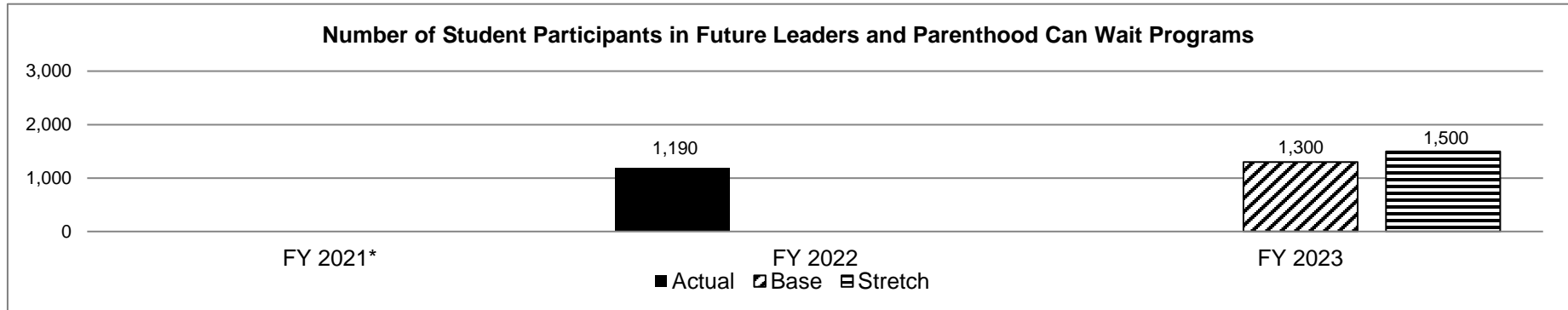
Department: Social Services

HB Section(s): 11.240

Program Name: Child Support Federal Grants

Program is found in the following core budget(s): Child Support Field Staff and Operations

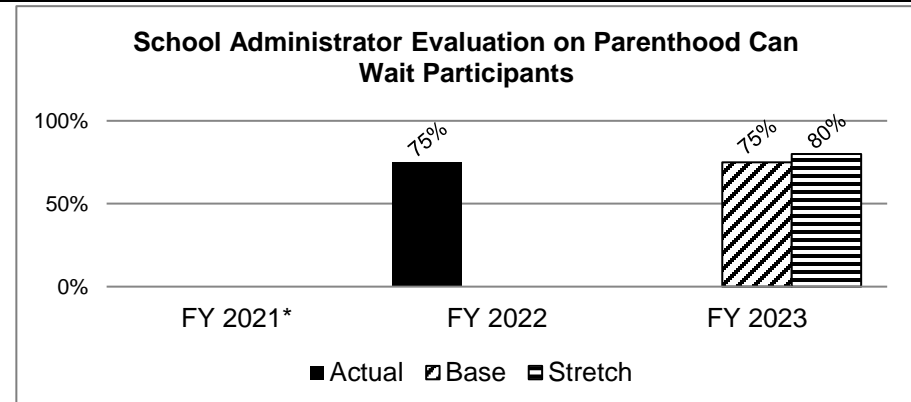
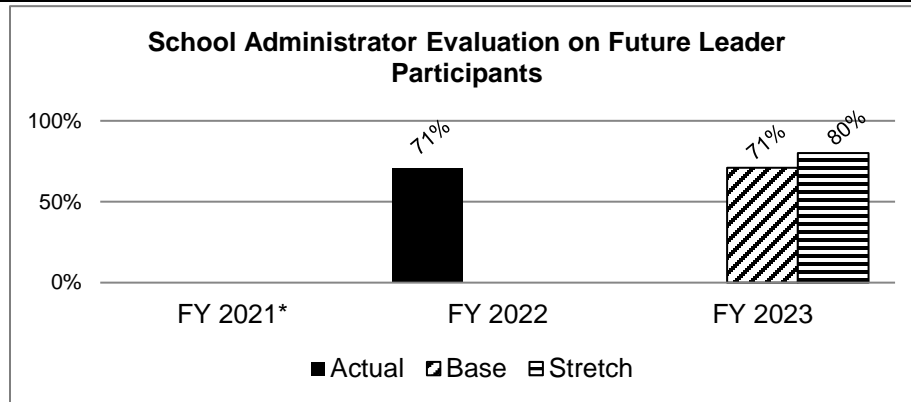
2a. Provide an activity measure(s) for the program.



*This program began implementation in FY 2021. There is no actual data to report in FY 2021 due to materials being provided to students.

This is a three year grant so there are no projections to report for FY 2024 and FY 2025.

2b. Provide a measure(s) of the program's quality.



The program's quality measurement is determined by the school administrator evaluation of the increased awareness of teen parents and their children by participating students.

*This program began implementation in FY 2021. There is no actual data to report in FY 2021 due to materials being provided to students.

This is a three year grant so there are no projections to report for FY 2024 and FY 2025.

PROGRAM DESCRIPTION

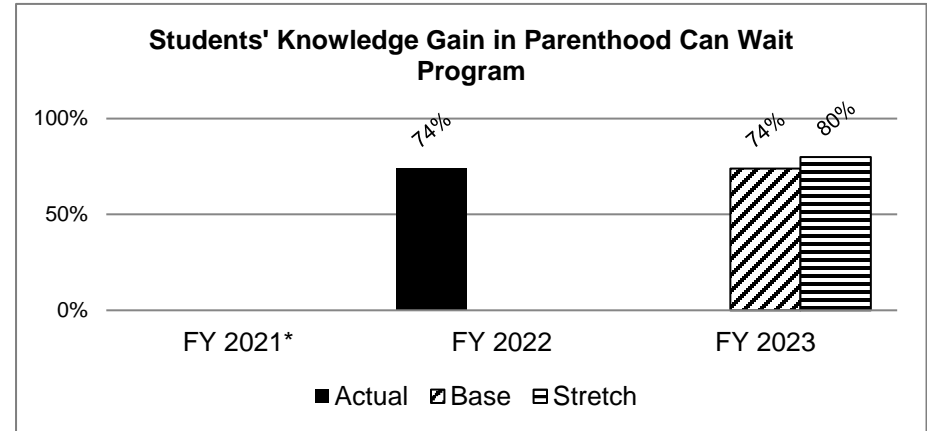
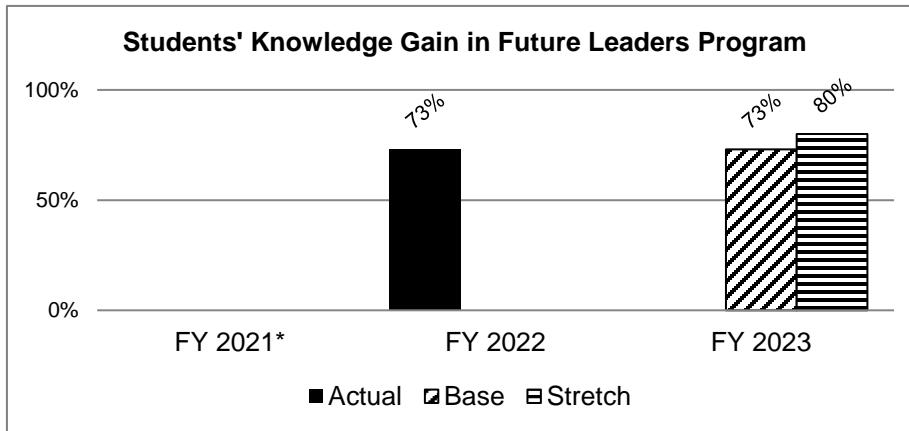
Department: Social Services

HB Section(s): 11.240

Program Name: Child Support Federal Grants

Program is found in the following core budget(s): Child Support Field Staff and Operations

2c. Provide a measure(s) of the program's impact.

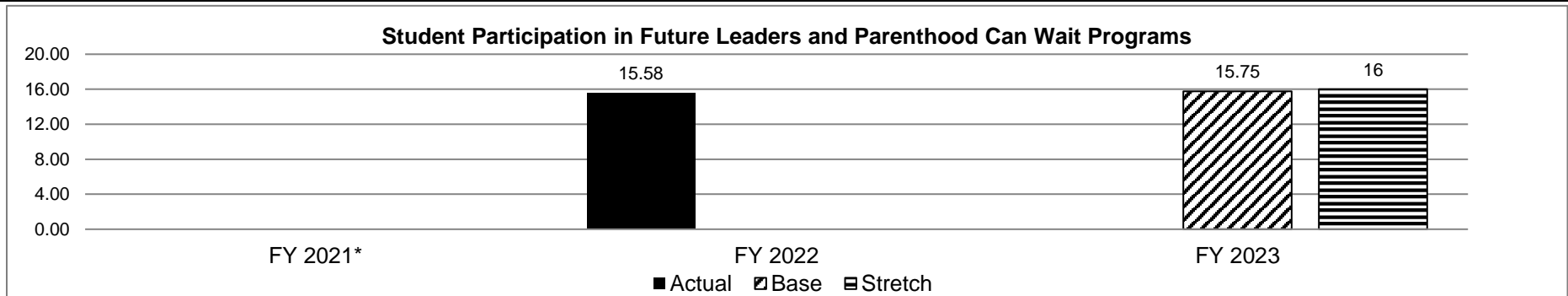


The program's impact is measured by the students' knowledge gain after the material has been presented.

*This program began implementation in FY 2021. There is no actual data to report in FY 2021 due to materials being provided to students.

This is a three year grant so there are no projections to report for FY 2024 and FY 2025.

2d. Provide a measure(s) of the program's efficiency.



The program's efficiency is measured by the facilitators who measure students' participation with the module during program delivery. Scale 1-16, 16 being the highest.

*This program began implementation in FY 2021. There is no actual data to report in FY 2021 due to materials being provided to students.

This is a three year grant so there are no projections to report for FY 2024 and FY 2025.

PROGRAM DESCRIPTION


Department: Social Services

HB Section(s): 11.240

Program Name: Child Support Federal Grants

Program is found in the following core budget(s): Child Support Field Staff and Operations

3. Provide actual expenditures for the prior three fiscal years and planned expenditures for the current fiscal year. (Note: Amounts do not include fringe benefit costs.)



In SFY 2021, \$138,767 in expenditures were made among the Federal Grants and Donations authority, HB section 11.010.

4. What are the sources of the "Other " funds?

N/A

5. What is the authorization for this program, i.e., federal or state statute, etc.? (Include the federal program number, if applicable.)

Funding provided by the US Department of Health and Human Services ACF grant #90FD0236 and 90FD0240.

6. Are there federal matching requirements? If yes, please explain.

No.

7. Is this a federally mandated program? If yes, please explain.

No.

Core - Child Support Reimbursement to Counties

CORE DECISION ITEM

Department: Social Services
Division: Family Support
Core: Child Support Reimbursement to Counties

Budget Unit: 89020C
HB Section: 11.245

1. CORE FINANCIAL SUMMARY

FY 2024 Budget Request				
	GR	Federal	Other	Total
PS	0	0	0	0
EE	0	0	0	0
PSD	2,240,491	14,886,582	400,212	17,527,285
TRF	0	0	0	0
Total	2,240,491	14,886,582	400,212	17,527,285
FTE	0.00	0.00	0.00	0.00

Est. Fringe	0	0	0	0
<i>Note: Fringes budgeted in House Bill 5 except for certain fringes budgeted directly to MoDOT, Highway Patrol, and Conservation.</i>				

Other Funds: Child Support Enforcement Collections Fund (0169) - \$400,212

FY 2024 Governor's Recommendation				
	GR	Federal	Other	Total
PS	0	0	0	0
EE	0	0	0	0
PSD	0	0	0	0
TRF	0	0	0	0
Total	0	0	0	0
FTE	0.00	0.00	0.00	0.00

Est. Fringe	0	0	0	0
<i>Note: Fringes budgeted in House Bill 5 except for certain fringes budgeted directly to MoDOT, Highway Patrol, and Conservation.</i>				

Other Funds:

2. CORE DESCRIPTION

The partnerships between county governments and the Family Support Division (FSD) enhance the child support services provided by the state. This core provides reimbursement to the counties and the City of St. Louis for child support related expenses. In addition to the federal match on state funds, this core is also funded with non-matchable incentive payments.

3. PROGRAM LISTING (list programs included in this core funding)

Child Support Reimbursement to Counties

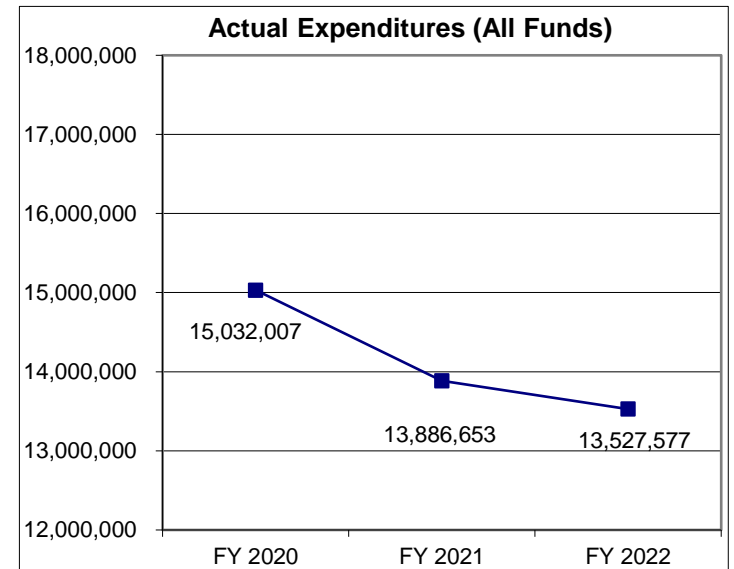
CORE DECISION ITEM

Department: Social Services
Division: Family Support
Core: Child Support Reimbursement to Counties

Budget Unit: 89020C
HB Section: 11.245

4. FINANCIAL HISTORY

	FY 2020 Actual	FY 2021 Actual	FY 2022 Actual	FY 2023 Current Yr.
Appropriation (All Funds)	17,527,285	17,527,285	17,527,285	17,527,285
Less Reverted (All Funds)	(67,215)	(67,215)	(67,215)	(67,215)
Less Restricted (All Funds)	0	0	0	0
Budget Authority (All Funds)	17,460,070	17,460,070	17,460,070	17,460,070
Actual Expenditures (All Funds)	15,032,007	13,886,653	13,527,577	N/A
Unexpended (All Funds)	2,428,063	3,573,417	3,932,493	N/A
Unexpended, by Fund:				
General Revenue	1,086,638	14	0	N/A
Federal	1,183,564	3,573,400	3,932,493	N/A
Other	157,861	3	0	N/A



*Current year restricted amount is as of September 1, 2022.

Reverted includes the statutory three- percent reserve (when applicable).

Restricted includes any Governor's Expenditure Restriction (when applicable).

NOTES:

Decline can be attributed to declining Child Support caseloads and further decline in SFY 2020, 2021 and 2022 can be attributed to COVID-19.

CORE RECONCILIATION DETAIL

**DEPARTMENT OF SOCIAL SERVICES
CSE REIMBURSEMENT TO COUNTIES**

5. CORE RECONCILIATION DETAIL

	Budget Class	FTE	GR	Federal	Other	Total	Explanation
<hr/>							
TAFP AFTER VETOES	PD	0.00	2,240,491	14,886,582	400,212	17,527,285	
	Total	0.00	2,240,491	14,886,582	400,212	17,527,285	
<hr/>							
DEPARTMENT CORE REQUEST	PD	0.00	2,240,491	14,886,582	400,212	17,527,285	
	Total	0.00	2,240,491	14,886,582	400,212	17,527,285	
<hr/>							
GOVERNOR'S RECOMMENDED CORE	PD	0.00	2,240,491	14,886,582	400,212	17,527,285	
	Total	0.00	2,240,491	14,886,582	400,212	17,527,285	
<hr/>							

DECISION ITEM SUMMARY

Budget Unit								
Decision Item	FY 2022	FY 2022	FY 2023	FY 2023	FY 2024	FY 2024	*****	*****
Budget Object Summary	ACTUAL	ACTUAL	BUDGET	BUDGET	DEPT REQ	DEPT REQ	SECURED	SECURED
Fund	DOLLAR	FTE	DOLLAR	FTE	DOLLAR	FTE	COLUMN	COLUMN
CSE REIMBURSEMENT TO COUNTIES								
CORE								
PROGRAM-SPECIFIC								
GENERAL REVENUE	2,173,276	0.00	2,240,491	0.00	2,240,491	0.00	0	0.00
DEPT OF SOC SERV FEDERAL & OTH	10,954,089	0.00	14,886,582	0.00	14,886,582	0.00	0	0.00
CHILD SUPPORT ENFORCEMENT FUND	400,212	0.00	400,212	0.00	400,212	0.00	0	0.00
TOTAL - PD	13,527,577	0.00	17,527,285	0.00	17,527,285	0.00	0	0.00
TOTAL	13,527,577	0.00	17,527,285	0.00	17,527,285	0.00	0	0.00
GRAND TOTAL	\$13,527,577	0.00	\$17,527,285	0.00	\$17,527,285	0.00	\$0	0.00

9/13/22 15:18

im_disummary

DECISION ITEM DETAIL

Budget Unit	FY 2022	FY 2022	FY 2023	FY 2023	FY 2024	FY 2024	*****	*****
Decision Item	ACTUAL	ACTUAL	BUDGET	BUDGET	DEPT REQ	DEPT REQ	SECURED	SECURED
Budget Object Class	DOLLAR	FTE	DOLLAR	FTE	DOLLAR	FTE	COLUMN	COLUMN
CSE REIMBURSEMENT TO COUNTIES								
CORE								
PROGRAM DISTRIBUTIONS	13,527,577	0.00	17,527,285	0.00	17,527,285	0.00	0	0.00
TOTAL - PD	13,527,577	0.00	17,527,285	0.00	17,527,285	0.00	0	0.00
GRAND TOTAL	\$13,527,577	0.00	\$17,527,285	0.00	\$17,527,285	0.00	\$0	0.00
GENERAL REVENUE	\$2,173,276	0.00	\$2,240,491	0.00	\$2,240,491	0.00		0.00
FEDERAL FUNDS	\$10,954,089	0.00	\$14,886,582	0.00	\$14,886,582	0.00		0.00
OTHER FUNDS	\$400,212	0.00	\$400,212	0.00	\$400,212	0.00		0.00

PROGRAM DESCRIPTION

Department: Social Services

HB Section(s): 11.245

Program Name: Child Support Reimbursement to Counties

Program is found in the following core budget(s): Child Support Reimbursement to Counties

1a. What strategic priority does this program address?

Move families to economic independence

1b. What does this program do?

The Department of Social Services (DSS), Family Support Division (FSD) partners with county government prosecuting attorney and circuit clerk offices in all Missouri counties and the City of St. Louis to help families by increasing the quantity and quality of child support services provided.

The State of Missouri must provide services to any child of an individual who applies for child support services. FSD delivers child support services, using administrative processes under the authorities granted in Chapter 454, RSMo, to the extent possible. When administrative remedies are exhausted without successful outcomes or when administrative processes are not appropriate in the delivery of child support services, the division requests the assistance of prosecuting attorneys.

The counties enter into cooperative agreements with FSD to assist in executing child support services. Prosecuting attorney staff assist the division by:

- Using judicial processes to establish paternity, establish support orders, prosecute, and otherwise enforce support orders
- Completing outgoing intergovernmental referrals to other states requesting establishment or modification of orders
- Creating parenting courts or are partnering with responsible parenting programs to provide employment and other services to non-custodial parents to help them increase their ability to sustain regular child support payments

In CY 2021, 6,469 cases were referred to prosecuting attorneys and there were non-criminal child support enforcement actions taken on 2,593 cases including Civil Contempt, Payment Agreements, and Bankruptcy actions.

Circuit Clerk staff utilize the Missouri Automated Child Support System (MACSS) and assist the division by:

- Accepting or adding orders on all child support and/or spousal support cases
- Receiving and filing other administrative actions with the court
- Providing certified copies of required documents to the division

PROGRAM DESCRIPTION

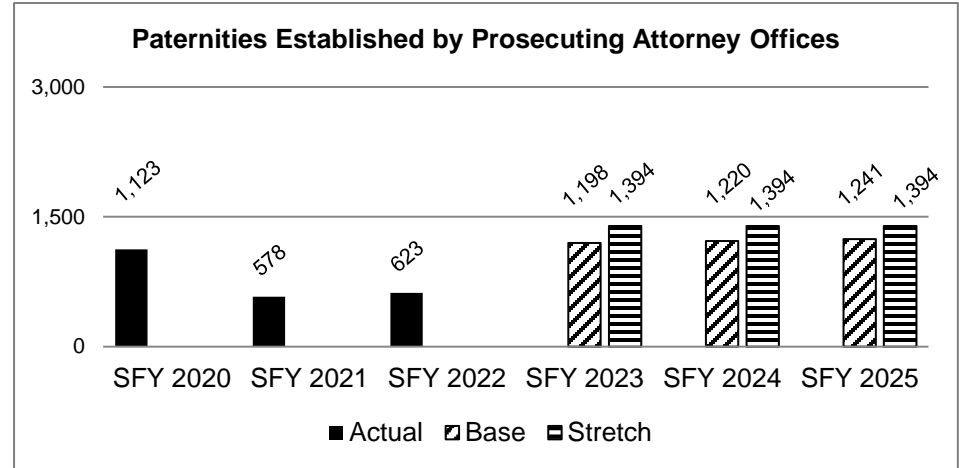

Department: Social Services

HB Section(s): 11.245

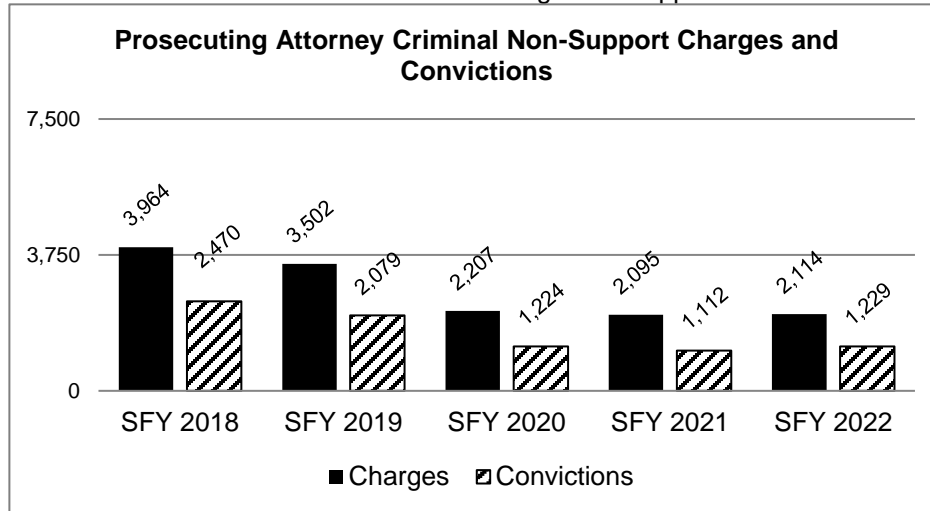
Program Name: Child Support Reimbursement to Counties

Program is found in the following core budget(s): Child Support Reimbursement to Counties

2a. Provide an activity measure(s) for the program.



Note: Decline can be attributed to declining Child Support caseloads and further decline in SFY 2020 through 2022 can be attributed to COVID-19.



Overall, the number of charges and convictions has declined over time as the number of referred cases has declined.

There is no goal for the number of charges and convictions because this measure is a remedy used as a last resort.

PROGRAM DESCRIPTION

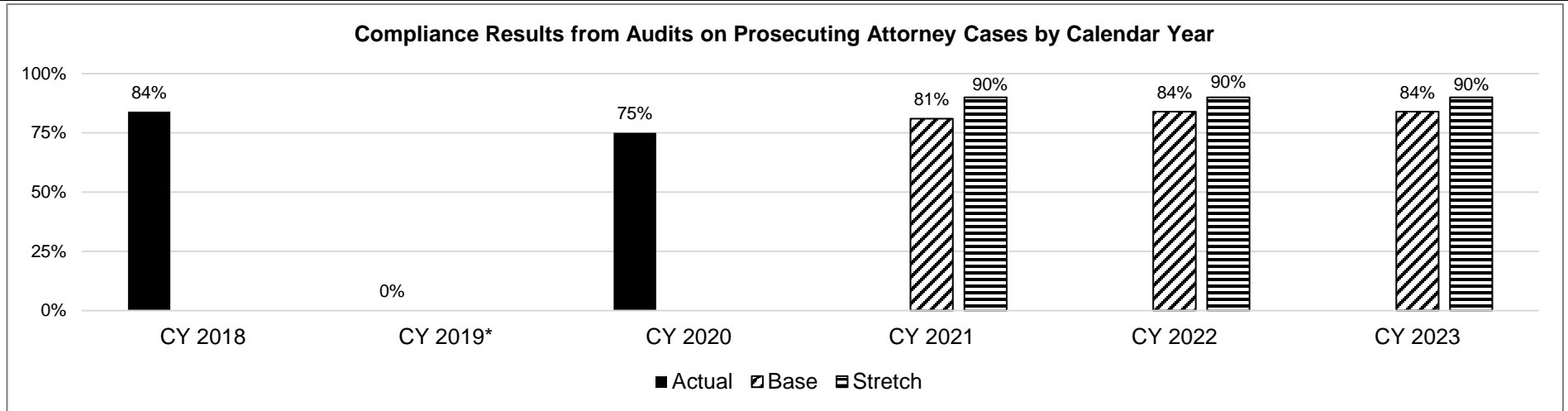
Department: Social Services

HB Section(s): 11.245

Program Name: Child Support Reimbursement to Counties

Program is found in the following core budget(s): Child Support Reimbursement to Counties

2b. Provide a measure(s) of the program's quality.



*CY 2019 Audits could not be completed due to COVID-19.

CY 2021 data will be available in November 2022.

Audits measure compliance with Performance Standards established by 13 CSR 40-108.040. The Code of State Regulations addresses timeframes to complete requested actions, service attempts, establishing orders, and other requirements related to the establishment and enforcement processes.

PROGRAM DESCRIPTION

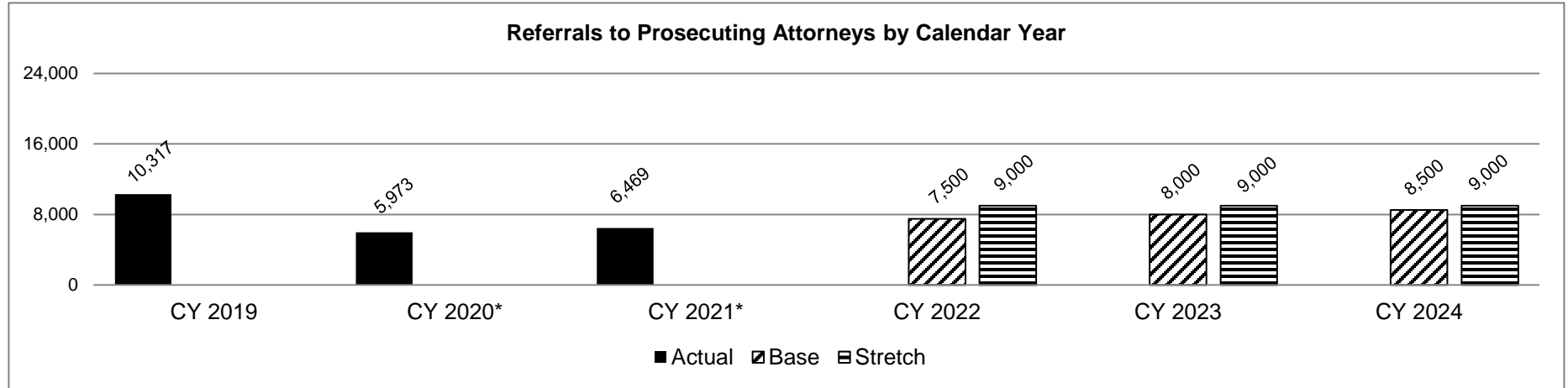
Department: Social Services

HB Section(s): 11.245

Program Name: Child Support Reimbursement to Counties

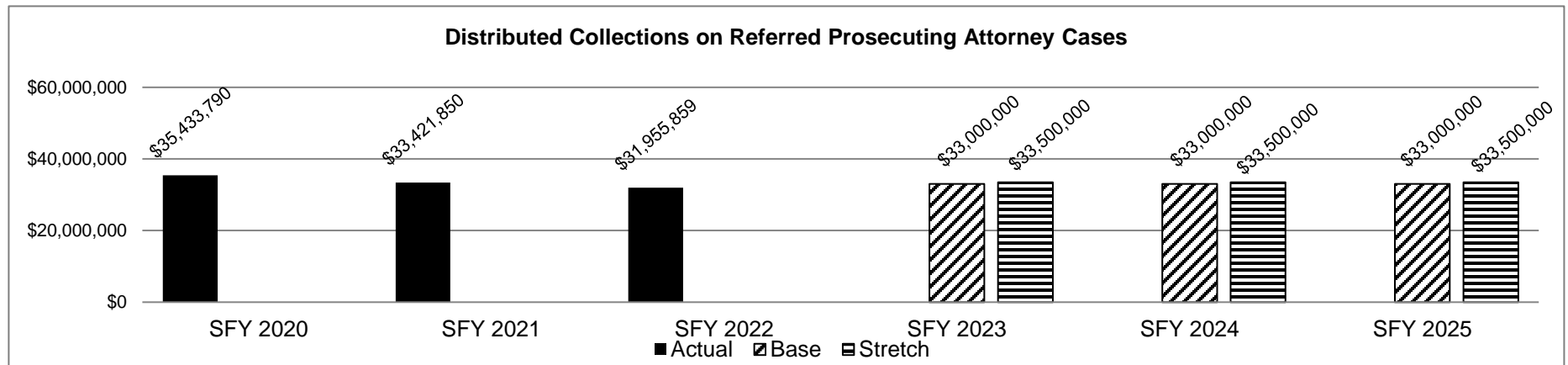
Program is found in the following core budget(s): Child Support Reimbursement to Counties

2c. Provide a measure(s) of the program's impact.



*CY 2020 and CY 2021- Decrease is due to some enforcement actions that were delayed during COVID-19 pandemic.

2d. Provide a measure(s) of the program's efficiency.



PROGRAM DESCRIPTION

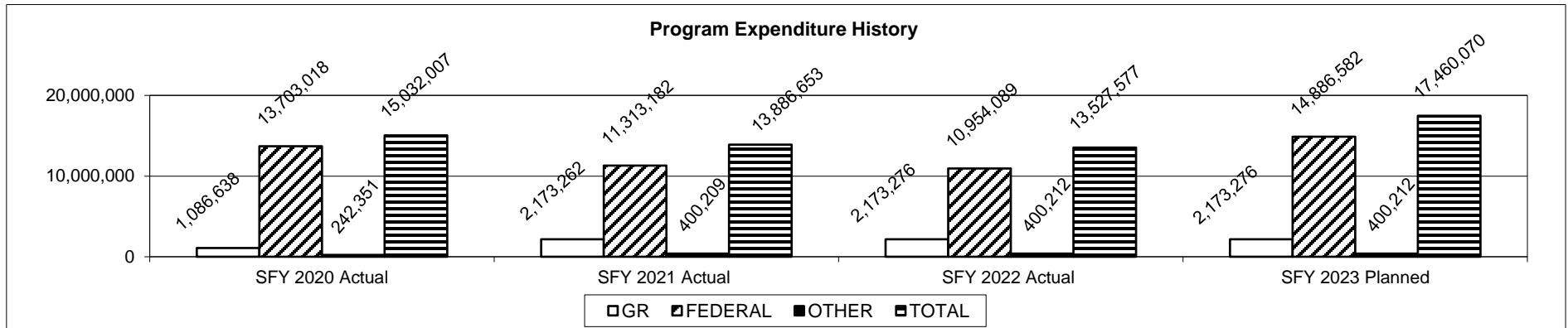
Department: Social Services

HB Section(s): 11.245

Program Name: Child Support Reimbursement to Counties

Program is found in the following core budget(s): Child Support Reimbursement to Counties

3. Provide actual expenditures for the prior three fiscal years and planned expenditures for the current fiscal year. (Note: Amounts do not include fringe benefit costs.)



SFY 2023 Planned expenditures are net of reverted.

4. What are the sources of the "Other " funds?

Child Support Enforcement Collections Fund (0169).

5. What is the authorization for this program, i.e., federal or state statute, etc.? (Include the federal program number, if applicable.)

State statute: Section 454.405 and Chapter 210, RSMo. Missouri Code of State Regulations, Title 13, Division 40, Chapters 100-112. Federal: 45 CFR Chapter III; 45 CFR Chapter 302.34.

6. Are there federal matching requirements? If yes, please explain.

Yes, expenditures are claimed under Title IV-D of the Social Security Act, which requires a 34% state match.

7. Is this a federally mandated program? If yes, please explain.

Yes. 45 CFR 302.34 addresses cooperative agreements and requires county reimbursement.

Core - Distribution Pass Through

CORE DECISION ITEM

Department: Social Services
Division: Family Support
Core: Distribution Pass Through

Budget Unit: 89025C
HB Section: 11.250

1. CORE FINANCIAL SUMMARY

FY 2024 Budget Request					FY 2024 Governor's Recommendation				
	GR	Federal	Other	Total		GR	Federal	Other	Total
PS	0	0	0	0	PS	0	0	0	0
EE	0	0	0	0	EE	0	0	0	0
PSD	0	51,500,000	9,000,000	60,500,000	PSD	0	0	0	0
TRF	0	0	0	0	TRF	0	0	0	0
Total		51,500,000	9,000,000	60,500,000	Total		0	0	0
FTE	0.00	0.00	0.00	0.00	FTE	0.00	0.00	0.00	0.00
Est. Fringe	0	0	0	0	Est. Fringe	0	0	0	0
<i>Note: Fringes budgeted in House Bill 5 except for certain fringes budgeted directly to MoDOT, Highway Patrol, and Conservation.</i>					<i>Note: Fringes budgeted in House Bill 5 except for certain fringes budgeted directly to MoDOT, Highway Patrol, and Conservation.</i>				

Other Funds: Debt Offset Escrow Fund (0753) - \$9,000,000

Other Funds:

2. CORE DESCRIPTION

This core provides a mechanism for the Department of Social Services (DSS) to manage certain types of collections and support payments to families and other payees.

These include payments from federal funds, such as federal tax intercepts and payments from the state's Debt Offset Escrow Fund. The Debt Offset Escrow Fund serves to distribute any state tax intercepts due to families and to return erroneously intercepted state income tax refunds to the appropriate party.

In March 2021, Family Support Division (FSD) implemented a new process to manage UCB collections and they are no longer distributed through this pass-through mechanism.

3. PROGRAM LISTING (list programs included in this core funding)

Distribution Pass Through

CORE DECISION ITEM

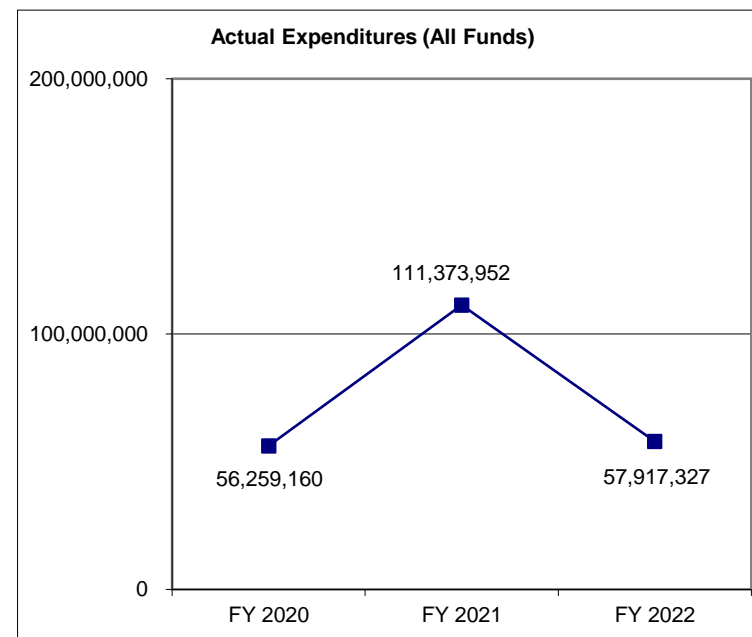
Department: Social Services
Division: Family Support
Core: Distribution Pass Through

Budget Unit: 89025C

HB Section: 11.250

4. FINANCIAL HISTORY

	FY 2020 Actual	FY 2021 Actual	FY 2022 Actual	FY 2023 Current Yr.
Appropriation (All Funds)	60,500,000	157,290,623	116,642,875	60,500,000
Less Reverted (All Funds)	0	0	0	0
Less Restricted (All Funds)	0	0	0	0
Budget Authority (All Funds)	60,500,000	157,290,623	116,642,875	60,500,000
Actual Expenditures (All Funds)	56,259,160	111,373,952	57,917,327	N/A
Unexpended (All Funds)	4,240,840	45,916,671	58,725,548	N/A
Unexpended, by Fund:				
General Revenue	0	0	0	N/A
Federal	74,444	40,535,804	52,947,122	N/A
Other	4,166,396	5,380,867	5,778,427	N/A
	(1)	(2)	(3)	



*Current year restricted amount is as of September 1, 2022.

Reverted includes the statutory three- percent reserve (when applicable).

Restricted includes any Governor's Expenditure Restriction (when applicable).

NOTES:

(1) FY 2020 - The increase in expenditures was the result of passing through additional offsets from CARES Act economic impact payments and increased unemployment benefit payments.

(2) FY 2021 - Additional appropriation and/or authority of \$96,790,623 was funded to cover departmental costs related to the COVID-19 pandemic.

(3) FY 2022 - Additional appropriation and/or authority of \$56,142,875 was funded to cover departmental costs related to the COVID-19 pandemic.

(4) FY 2023 - There was a core decrease of \$56,142,875 FF one-time funding related to the COVID-19 pandemic.

CORE RECONCILIATION DETAIL

**DEPARTMENT OF SOCIAL SERVICES
DISTRIBUTION PASS THROUGH**

5. CORE RECONCILIATION DETAIL

	Budget Class	FTE	GR	Federal	Other	Total	Explanation
<hr/>							
TAFP AFTER VETOES	PD	0.00	0	51,500,000	9,000,000	60,500,000	
	Total	0.00	0	51,500,000	9,000,000	60,500,000	
<hr/>							
DEPARTMENT CORE REQUEST	PD	0.00	0	51,500,000	9,000,000	60,500,000	
	Total	0.00	0	51,500,000	9,000,000	60,500,000	
<hr/>							
GOVERNOR'S RECOMMENDED CORE	PD	0.00	0	51,500,000	9,000,000	60,500,000	
	Total	0.00	0	51,500,000	9,000,000	60,500,000	
<hr/>							

DECISION ITEM SUMMARY

Budget Unit								
Decision Item	FY 2022	FY 2022	FY 2023	FY 2023	FY 2024	FY 2024	*****	*****
Budget Object Summary	ACTUAL	ACTUAL	BUDGET	BUDGET	DEPT REQ	DEPT REQ	SECURED	SECURED
Fund	DOLLAR	FTE	DOLLAR	FTE	DOLLAR	FTE	COLUMN	COLUMN
DISTRIBUTION PASS THROUGH								
CORE								
PROGRAM-SPECIFIC								
DEPT OF SOC SERV FEDERAL & OTH	54,695,753	0.00	51,500,000	0.00	51,500,000	0.00	0	0.00
DEBT OFFSET ESCROW	3,221,573	0.00	9,000,000	0.00	9,000,000	0.00	0	0.00
TOTAL - PD	57,917,326	0.00	60,500,000	0.00	60,500,000	0.00	0	0.00
TOTAL	57,917,326	0.00	60,500,000	0.00	60,500,000	0.00	0	0.00
GRAND TOTAL	\$57,917,326	0.00	\$60,500,000	0.00	\$60,500,000	0.00	\$0	0.00

9/13/22 15:18

im_disummary

DECISION ITEM DETAIL

Budget Unit	FY 2022	FY 2022	FY 2023	FY 2023	FY 2024	FY 2024	*****	*****
Decision Item	ACTUAL	ACTUAL	BUDGET	BUDGET	DEPT REQ	DEPT REQ	SECURED	SECURED
Budget Object Class	DOLLAR	FTE	DOLLAR	FTE	DOLLAR	FTE	COLUMN	COLUMN
DISTRIBUTION PASS THROUGH								
CORE								
PROGRAM DISTRIBUTIONS	57,917,326	0.00	60,500,000	0.00	60,500,000	0.00	0	0.00
TOTAL - PD	57,917,326	0.00	60,500,000	0.00	60,500,000	0.00	0	0.00
GRAND TOTAL	\$57,917,326	0.00	\$60,500,000	0.00	\$60,500,000	0.00	\$0	0.00
GENERAL REVENUE	\$0	0.00	\$0	0.00	\$0	0.00		0.00
FEDERAL FUNDS	\$54,695,753	0.00	\$51,500,000	0.00	\$51,500,000	0.00		0.00
OTHER FUNDS	\$3,221,573	0.00	\$9,000,000	0.00	\$9,000,000	0.00		0.00

PROGRAM DESCRIPTION

Department: Social Services

HB Section(s): 11.250

Program Name: Distribution Pass Through

Program is found in the following core budget(s): Distribution Pass Through

1a. What strategic priority does this program address?

Provide internal processes to appropriately manage funds

1b. What does this program do?

The Department of Social Services (DSS), Family Support Division (FSD) manages certain types of collections and support payments to help families and other payees by ensuring that all payments are distributed to the appropriate party with this pass-through accounting mechanism.

Examples of payments for which this mechanism is used include:

- Disbursement of erroneously intercepted federal income tax refunds back to the person paying support or current spouse of the person paying support
- Disbursement of federal tax monies collected by DSS on behalf of families due child support
- Payments from the State's Debt Offset Escrow fund

FSD identifies delinquent child support cases meeting certain criteria for intercept of state tax refunds and certifies the arrears owed by the person paying support. Occasionally, case scenarios change after the arrears are certified, or there is an error in identification, or an error in the calculation of the amount of arrears owed. The Debt Offset Escrow fund serves to distribute any state tax intercepts due to families and to return erroneously intercepted state income tax refunds to the appropriate party.

In March 2021, FSD implemented a new process to manage UCB collections and they are no longer distributed through this pass-through mechanism.

Performance measures are not included as this is a pass-through program. (Sections 2a-2d omitted)

PROGRAM DESCRIPTION

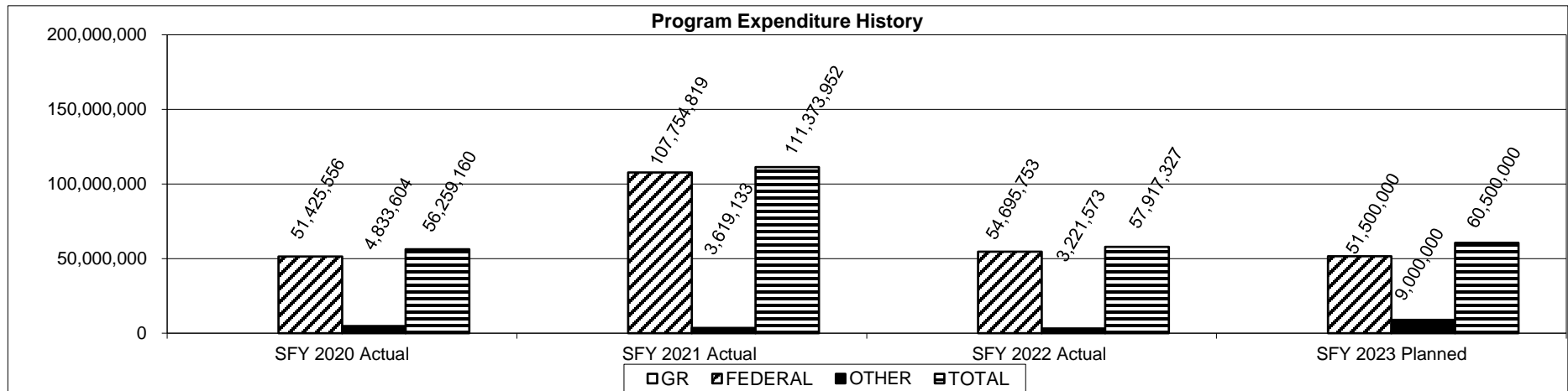
Department: Social Services

HB Section(s): 11.250

Program Name: Distribution Pass Through

Program is found in the following core budget(s): Distribution Pass Through

3. Provide actual expenditures for the prior three fiscal years and planned expenditures for the current fiscal year. (Note: Amounts do not include fringe benefit costs.)



4. What are the sources of the "Other " funds?

Debt Offset Escrow Fund (0753)

5. What is the authorization for this program, i.e., federal or state statute, etc.? (Include the federal program number, if applicable.)

State statute: Sections 143.783, 143.784, and 454.400, RSMo.

6. Are there federal matching requirements? If yes, please explain.

No.

7. Is this a federally mandated program? If yes, please explain.

Yes, 45 CFR 303.72 requires the return of federal offset and 45 CFR 303.102 requires the Debt Offset Escrow.

Core - Debt Offset Escrow Transfer

CORE DECISION ITEM

Department: Social Services
Division: Family Support
Core: Debt Offset Escrow Transfer

Budget Unit: 89035C
HB Section: 11.255

1. CORE FINANCIAL SUMMARY

FY 2024 Budget Request				
	GR	Federal	Other	Total
PS	0	0	0	0
EE	0	0	0	0
PSD	0	0	0	0
TRF	0	0	1,200,000	1,200,000
Total	0	0	1,200,000	1,200,000
FTE	0.00	0.00	0.00	0.00

Est. Fringe	0	0	0	0
<i>Note: Fringes budgeted in House Bill 5 except for certain fringes budgeted directly to MoDOT, Highway Patrol, and Conservation.</i>				

FY 2024 Governor's Recommendation				
	GR	Federal	Other	Total
PS	0	0	0	0
EE	0	0	0	0
PSD	0	0	0	0
TRF	0	0	0	0
Total	0	0	0	0
FTE	0.00	0.00	0.00	0.00

Est. Fringe	0	0	0	0
<i>Note: Fringes budgeted in House Bill 5 except for certain fringes budgeted directly to MoDOT, Highway Patrol, and Conservation.</i>				

Other Funds: Debt Offset Escrow Fund (0753) - \$1,200,000

2. CORE DESCRIPTION

This appropriation transfers funds from the Debt Offset Escrow Fund to the Department of Social Services (DSS) Federal and Other Fund (0610) and/or the Child Support Enforcement Fund (0169). The Debt Offset Escrow Fund serves to distribute any state tax intercepts due to families and to return erroneously intercepted state income tax refunds to the appropriate party. After this is accomplished through the Distribution Pass Through appropriation, there is a portion of funds remaining that are to be retained by the State and Federal Government. The purpose of this section is to transfer the portion of funds that are to be retained by the State and Federal Government to the DSS Federal and Other Fund (0610) for the Federal portion and the Child Support Enforcement Fund (0169) for the State portion.

3. PROGRAM LISTING (list programs included in this core funding)

Debt Offset Escrow Fund

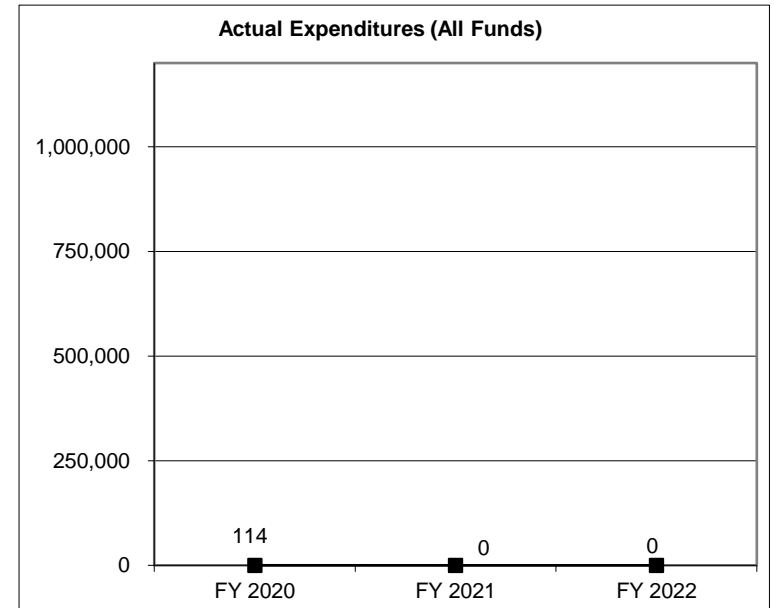
CORE DECISION ITEM

Department: Social Services
Division: Family Support
Core: Debt Offset Escrow Transfer

Budget Unit: 89035C
HB Section: 11.255

4. FINANCIAL HISTORY

	FY 2020 Actual	FY 2021 Actual	FY 2022 Actual	FY 2023 Current Yr.
Appropriation (All Funds)	1,200,000	1,200,000	1,200,000	1,200,000
Less Reverted (All Funds)	0	0	0	0
Less Restricted (All Funds)	0	0	0	0
Budget Authority (All Funds)	1,200,000	1,200,000	1,200,000	1,200,000
Actual Expenditures (All Funds)	114	0	0	N/A
Unexpended (All Funds)	1,199,886	1,200,000	1,200,000	N/A
Unexpended, by Fund:				
General Revenue	0	0	0	N/A
Federal	0	0	0	N/A
Other	1,199,886	1,200,000	1,200,000	N/A



*Current year restricted amount is as of September 1, 2022.

Reverted includes the statutory three- percent reserve (when applicable).

Restricted includes any Governor's Expenditure Restriction (when applicable).

NOTES:

CORE RECONCILIATION DETAIL

**DEPARTMENT OF SOCIAL SERVICES
CSE DEBT OFFSET ESCROW TRF**

5. CORE RECONCILIATION DETAIL

	Budget Class	FTE	GR	Federal	Other	Total	Explanation
TAFP AFTER VETOES							
	TRF	0.00	0	0	1,200,000	1,200,000	
	Total	0.00	0	0	1,200,000	1,200,000	
DEPARTMENT CORE REQUEST							
	TRF	0.00	0	0	1,200,000	1,200,000	
	Total	0.00	0	0	1,200,000	1,200,000	
GOVERNOR'S RECOMMENDED CORE							
	TRF	0.00	0	0	1,200,000	1,200,000	
	Total	0.00	0	0	1,200,000	1,200,000	

DECISION ITEM SUMMARY

Budget Unit								
Decision Item	FY 2022	FY 2022	FY 2023	FY 2023	FY 2024	FY 2024	*****	*****
Budget Object Summary	ACTUAL	ACTUAL	BUDGET	BUDGET	DEPT REQ	DEPT REQ	SECURED	SECURED
Fund	DOLLAR	FTE	DOLLAR	FTE	DOLLAR	FTE	COLUMN	COLUMN
CSE DEBT OFFSET ESCROW TRF								
CORE								
FUND TRANSFERS								
DEBT OFFSET ESCROW	0	0.00	1,200,000	0.00	1,200,000	0.00	0	0.00
TOTAL - TRF	0	0.00	1,200,000	0.00	1,200,000	0.00	0	0.00
TOTAL	0	0.00	1,200,000	0.00	1,200,000	0.00	0	0.00
GRAND TOTAL	\$0	0.00	\$1,200,000	0.00	\$1,200,000	0.00	\$0	0.00

9/13/22 15:18

im_disummary

DECISION ITEM DETAIL

Budget Unit	FY 2022	FY 2022	FY 2023	FY 2023	FY 2024	FY 2024	*****	*****
Decision Item	ACTUAL	ACTUAL	BUDGET	BUDGET	DEPT REQ	DEPT REQ	SECURED	SECURED
Budget Object Class	DOLLAR	FTE	DOLLAR	FTE	DOLLAR	FTE	COLUMN	COLUMN
CSE DEBT OFFSET ESCROW TRF								
CORE								
TRANSFERS OUT	0	0.00	1,200,000	0.00	1,200,000	0.00	0	0.00
TOTAL - TRF	0	0.00	1,200,000	0.00	1,200,000	0.00	0	0.00
GRAND TOTAL	\$0	0.00	\$1,200,000	0.00	\$1,200,000	0.00	\$0	0.00
GENERAL REVENUE	\$0	0.00	\$0	0.00	\$0	0.00		0.00
FEDERAL FUNDS	\$0	0.00	\$0	0.00	\$0	0.00		0.00
OTHER FUNDS	\$0	0.00	\$1,200,000	0.00	\$1,200,000	0.00		0.00

PROGRAM DESCRIPTION

Department: Social Services

HB Section(s): 11.255

Program Name: Debt Offset Escrow Transfer

Program is found in the following core budget(s): Debt Offset Escrow Transfer

1a. What strategic priority does this program address?

Provide internal processes to appropriately manage funds

1b. What does this program do?

The Department of Social Services (DSS), Family Support Division (FSD) transfers funds from the Debt Offset Escrow Fund to the DSS Federal and Other Fund (0610) and/or Child Support Enforcement Fund (0169) to help ensure funds that are to be retained by the State and Federal Government are transferred appropriately by utilizing this accounting mechanism for state tax intercepts.

The Debt Offset Escrow Fund serves to distribute any state tax intercepts due to families and to return erroneously intercepted state income tax refunds to the appropriate party/parties. After this is accomplished through the Distribution Pass Through appropriation, there is a portion of funds remaining that are to be retained by the State and Federal Government. The purpose of this section is to transfer the portion of funds that are to be retained by the State and Federal Government to the DSS Federal and Other Fund (0610) for the Federal portion and the Child Support Enforcement Fund (0169) for the State portion.

Performance measures are not included as this is an accounting mechanism. (Sections 2a-2d omitted)

PROGRAM DESCRIPTION

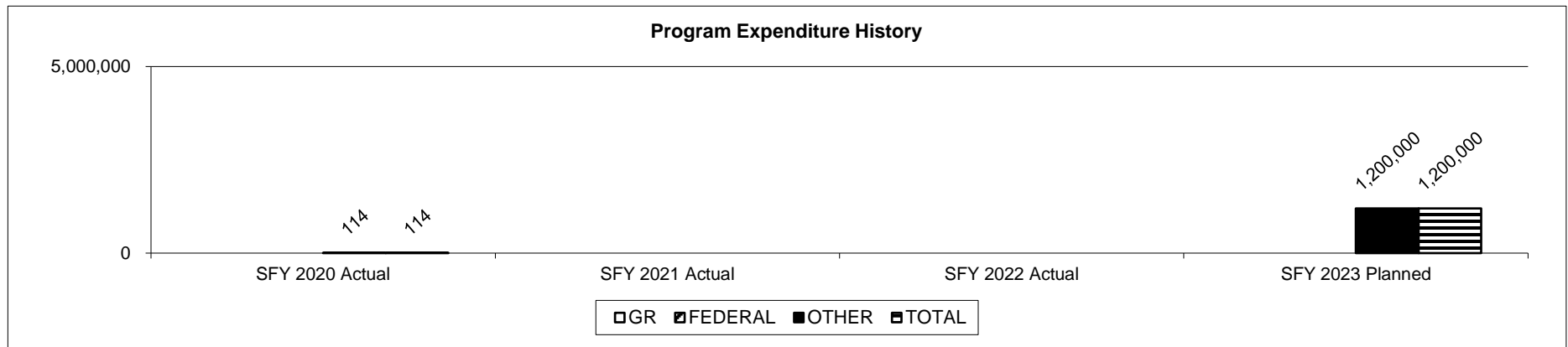
Department: Social Services

HB Section(s): 11.255

Program Name: Debt Offset Escrow Transfer

Program is found in the following core budget(s): Debt Offset Escrow Transfer

3. Provide actual expenditures for the prior three fiscal years and planned expenditures for the current fiscal year. (Note: Amounts do not include fringe benefit costs.)



4. What are the sources of the "Other " funds?

Debt Offset Escrow Fund (0753)

5. What is the authorization for this program, i.e., federal or state statute, etc.? (Include the federal program number, if applicable.)

N/A

6. Are there federal matching requirements? If yes, please explain.

No.

7. Is this a federally mandated program? If yes, please explain.

No.