



# ***FY 2024 BUDGET REQUEST***

***Departmentwide,  
Office of Director, Division of  
Behavioral Health, and Division of  
Developmental Disabilities***

***October 2022***



# Table of Contents



**DEPARTMENT OF MENTAL HEALTH  
FY 2024 DEPARTMENT REQUEST  
TABLE OF CONTENTS**

**DEPARTMENT INFORMATION**

Department Overview .....	1
Department Placemat .....	2
State and Federal Auditor’s Reports/Reviews and Oversight Evaluations and MO Sunset Act Report .....	3
<b>DEPARTMENTWIDE TOTALS .....</b>	<b>5</b>

**DEPARTMENTWIDE**

<i>Increase – DMH Utilization Increase .....</i>	<i>7</i>
<i>Increase – Goods and Services Increase .....</i>	<i>19</i>

**OFFICE OF DIRECTOR**

Core – Director’s Office .....	39
Core – Overtime .....	53
Core – Operational Support .....	60
Core – COVID-19 Grants .....	73
Core – Staff Training .....	81
Core – Refunds .....	91
Core – Abandoned Fund Transfer .....	100
Core – Mental Health Trust Fund .....	105
Core – Federal Funds .....	111
Core – Housing Assistance .....	116
Core – Medicaid Payments Related to State Operated ICF/IID UPL Claim Payments .....	121
Core – DMH Non-Count Transfers .....	126
Core – Legal Expense Transfer .....	137
<b>OPERATING BUDGET TOTAL – Office of Director .....</b>	<b>142</b>

**DEPARTMENT OF MENTAL HEALTH  
FY 2024 DEPARTMENT REQUEST  
TABLE OF CONTENTS**

**DIVISION OF BEHAVIORAL HEALTH**

Core – DBH Administration .....	143
Core – DBH Prevention and Education Services .....	157
Core – DBH Treatment Services .....	175
<i>Increase – 988 Crisis Response GR Pickup .....</i>	<i>230</i>
<i>Increase – Children’s Residential Rate Increase CTC .....</i>	<i>236</i>
<i>Increase – Recovery Community Centers .....</i>	<i>241</i>
<i>Increase – Bed Registry System GR Pickup .....</i>	<i>246</i>
<i>Increase – Increased Medication Costs .....</i>	<i>250</i>
Core – DBH Certified Community Behavioral Health Organizations (CCBHO) .....	263
<i>Increase – Jail-Based Competency Restoration .....</i>	<i>287</i>
<i>Increase – Certified Community Behavioral Health Organization Medicare Economic Index (CCBHO MEI) .....</i>	<i>291</i>
Core – DBH Facility Support .....	298
Core – Substance Awareness Traffic Offender Program (SATOP) .....	305
Core – CPS Administration .....	311
Core – Adult Community Programs (ACP) .....	313
Core – Adult Community Programs Certified Community Behavioral Health Organizations (ACP CCBHO) .....	318
Core – Civil Detention Legal Fees .....	320
Core – Forensic Support Services (FSS) .....	325
Core – Youth Community Programs (YCP) .....	331
Core – Youth Community Programs Certified Community Behavioral Health Organizations (YCP CCBHO) .....	333
Core – CPS Medications .....	335
Core – DBH Adult Inpatient Facilities .....	343
<i>Increase – Forensic Mobile Teams .....</i>	<i>424</i>
<i>Increase – Southeast MO Mental Health Center Jail Contract .....</i>	<i>429</i>
<i>Increase – Facility Resident Stipends .....</i>	<i>434</i>
Core – DBH State Operated Children’s Facility .....	438
<b>OPERATING BUDGET TOTAL – Division of DBH .....</b>	<b>454</b>

**DEPARTMENT OF MENTAL HEALTH  
FY 2024 DEPARTMENT REQUEST  
TABLE OF CONTENTS**

**DIVISION OF DEVELOPMENTAL DISABILITIES**

Core – Administration .....	456
Core – Habilitation Center Payments .....	468
Core – Community Programs .....	476
<i>Increase – DD Provider Rate Standardization .....</i>	<i>525</i>
<i>Increase – DD Provider Value Based Payments CTC .....</i>	<i>533</i>
<i>Increase – DD HCBS Enhancements CTC .....</i>	<i>538</i>
Core – Autism Centers .....	543
Core – HCBS Enhancements .....	551
Core – Patients Post Discharge .....	556
Core – Community Support Staff .....	561
Core – Developmental Disabilities Act (DDA) .....	566
Core – Provider Assessment Transfer Section .....	578
Core – Regional Offices .....	586
Core – State Operated Services .....	620
<i>Increase – DD State Operated Services Moving Expenses .....</i>	<i>674</i>
Core – Tuberous Sclerosis Complex .....	679
<b>OPERATING BUDGET TOTAL – Division of DD .....</b>	<b>684</b>

**SUPPLEMENTAL REQUESTS**

<i>Increase – Overtime Compensation .....</i>	<i>685</i>
<i>Increase – FY 2022 Contracted Staff .....</i>	<i>687</i>
<i>Increase – FY 2023 Contracted Staff .....</i>	<i>689</i>
<i>Increase – Children’s Division Residential Rate Increase .....</i>	<i>691</i>
<i>Increase – Provider Relief Fund Transfer .....</i>	<i>693</i>
<i>Increase – Moving Expenses to Create Capacity .....</i>	<i>695</i>
<b>SUPPLEMENTAL TOTALS .....</b>	<b>697</b>

DEPARTMENT OF MENTAL HEALTH  
FY 2024 DEPARTMENT REQUEST  
TABLE OF CONTENTS

**ARPA REQUESTS**

<i>Increase – DBH Cottage and Group Home ADA Upgrades .....</i>	<i>698</i>
<i>Increase – DMH FSH Biggs Building Renovation .....</i>	<i>702</i>
<i>Increase – DMH Timekeeping System .....</i>	<i>706</i>
<i>Increase – DMH Bed Registry System .....</i>	<i>710</i>
<i>Increase – DMH Community Provider Capital Improvements .....</i>	<i>714</i>
<i>Increase – DMH People’s Health Center .....</i>	<i>718</i>
<i>Increase – DMH Johnson County Recovery Lighthouse .....</i>	<i>722</i>
<i>Increase – DMH Electronic Health Records .....</i>	<i>726</i>
<i>Increase – DMH – Amethyst Place .....</i>	<i>730</i>
<b>ARPA TOTALS .....</b>	<b>734</b>

<b>GLOSSARY .....</b>	<b>735</b>
-----------------------	------------



## **Missouri Department of Mental Health Department Overview**

The Missouri Department of Mental Health (DMH) was first established as a cabinet-level state agency by the Omnibus State Government Reorganization Act, effective July 1, 1974.

State law provides three principal missions for the department: (1) the prevention of mental disorders, developmental disabilities, substance use, and compulsive gambling; (2) the treatment, habilitation, and rehabilitation of Missourians who have those conditions; and (3) the improvement of public understanding and attitudes about mental disorders, developmental disabilities, substance use disorder, and compulsive gambling.

The seven-member Missouri Mental Health Commission serves as the principal policy advisory body to the department director. The department is composed of three divisions: the Division of Behavioral Health, the Division of Developmental Disabilities and the Division of Administrative Services, as well as seven support offices.

DMH serves approximately 170,000 Missourians annually through state-operated facilities and contracts with private organizations and individuals. The six state-operated psychiatric facilities include inpatient psychiatric care for adults and children, as well as sex offender rehabilitation and treatment services. In addition, four habilitation centers, three community waiver programs, two community-based crisis programs, five regional offices and six satellite regional offices serve individuals with developmental disabilities. Other services are purchased from a variety of privately operated programs statewide through approximately 1,300 contracts managed annually by DMH.



# MISSOURI

## Department of Mental Health

FY23 Priorities



### ASPIRATION

DMH will focus efforts on modernizing aspects of Missouri's mental health system, enhancing service delivery models, and improving total health-physical, mental and emotional well-being-of all Missourians.

### THEMES

#### Mental Health Service Capacity and Infrastructure

#### Children's System of Care

#### DMH Technology Systems

#### Workforce

#### Mental Wellness

### INITIATIVES

- Refine and implement Value Based Purchasing models
- Reduce overdose deaths in North St. Louis.
- Implement Crisis 988 mobile response system
- Advance aging caregivers collaborative priorities

- Enhance school-based and early childhood mental health services
- Develop and implement youth and family crisis initiatives
- Support and assist community partners to implement the Family First Act

- Complete design and implement electronic DD case management system
- Align processes and begin Electronic Health Record procurement
- Improve claims validation system capabilities

- Streamline onboarding and expand recruitment
- Promote employee development opportunities
- Design and implement targeted compensation adjustments
- Implement focused programs aimed at improving retention and morale

- Promote and expand the Behavioral Health Strike Team
- Develop, promote, and implement employee wellness across the DMH system
- Develop staff trauma supports



### State and Federal Auditor's Reports/Reviews and Oversight Evaluations

<b>Program or Division Name</b>	<b>Type of Report</b>	<b>Date Issued</b>	<b>Website Link</b>
Food and Drug Administration Contract Site Visit	Federal Agency Review/Audit	November, 2018	N/A
State of MO Single Audit – Year ended June, 2018	State Auditor's Report	March, 2019	<a href="http://www.auditor.mo.gov">www.auditor.mo.gov</a>
OIG review of Targeted Case Management	Federal Agency Review/Audit	March, 2019	<a href="https://oig.hhs.gov/oas/reports/region7/71703219.asp">https://oig.hhs.gov/oas/reports/region7/71703219.asp</a>
SAMHSA review of State Targeted Response on the Opioid Crisis grant	Federal Agency Review/Audit	September, 2019	N/A
HUD on-site monitoring review of the Continuum of Care and Shelter Plus Care programs	Federal Agency Review/Audit	November, 2019	N/A
State of MO Single Audit – Year ended June, 2019	State Auditor's Report	March, 2020	<a href="http://www.auditor.mo.gov">www.auditor.mo.gov</a>
State of MO Single Audit – Year ended June, 2020	State Auditor's Report	May, 2021	<a href="http://www.auditor.mo.gov">www.auditor.mo.gov</a>
State of MO Single Audit – Year ended June, 2021	State Auditor's Report	July, 2022	<a href="http://www.auditor.mo.gov">www.auditor.mo.gov</a>

## Missouri Sunset Act Report

Program	Enacting Statutes	Sunset Date	Review Status
Intermediate Care Facility Intellectually Disabled Reimbursement Allowance	Section 633.401 RSMo.	September 30, 2024	This is the DD ICF/IDD provider tax. It has been renewed multiple times since 2008.

# **Department Totals**





**FY 2024 DEPARTMENT REQUEST  
DEPARTMENTWIDE**

FUND NAME	FUND	CORE AMOUNT	CORE FTE	NEW DI AMOUNT	NEW DI FTE	TOTAL AMOUNT	TOTAL FTE
GENERAL REVENUE	0101	\$1,134,367,851	4,947.57	\$204,496,863	0.00	\$1,338,864,714	4,947.57
FEDERAL	0148	\$1,839,267,254	2,251.38	\$340,707,791	0.00	\$2,179,975,045	2,251.38
FEDERAL - XXI CHILDREN'S HEALTH INSURANCE PROGRAM FUND	0159	\$23,940,099	0.00	\$0	0.00	\$23,940,099	0.00
FEDERAL - STATE EMERGENCY MANAGEMENT FEDERAL STIMULUS FUND	2335	\$0	0.00	\$0	0.00	\$0	0.00
FEDERAL - DMH FEDERAL STIMULUS FUND	2345	\$0	0.00	\$0	0.00	\$0	0.00
FEDERAL - HCBS FMAP ENHANCEMENT FUND	2444	\$12,100,677	0.00	\$0	0.00	\$12,100,677	0.00
FEDERAL - AMERICAN RESCUE PLAN ACT (ARPA) FUND	2455	\$27,273,149	0.00	\$0	0.00	\$27,273,149	0.00
FEDERAL - FMAP ENHANCEMENT FUND	0181	\$0	0.00	\$0	0.00	\$0	0.00
FEDERAL - BUDGET STABILIZATION FUND	0522	\$10,000,000	0.00	\$0	0.00	\$10,000,000	0.00
MENTAL HEALTH INTERAGENCY PAYMENT FUND	0109	\$11,050,829	0.00	\$0	0.00	\$11,050,829	0.00
MENTAL HEALTH INTERGOVERNMENTAL TRANSFER FUND	0147	\$6,600,100	0.00	\$0	0.00	\$6,600,100	0.00
COMPULSIVE GAMBLERS FUND	0249	\$153,706	0.00	\$0	0.00	\$153,706	0.00
HEALTH INITIATIVES FUND	0275	\$6,358,969	6.00	\$0	0.00	\$6,358,969	6.00
MENTAL HEALTH EARNINGS FUND	0288	\$8,898,954	5.00	\$0	0.00	\$8,898,954	5.00
HABILITATION CENTER ROOM AND BOARD FUND	0435	\$3,426,336	0.00	\$0	0.00	\$3,426,336	0.00
INMATE REVOLVING FUND	0540	\$3,513,879	0.00	\$0	0.00	\$3,513,879	0.00
OPIOID TREATMENT AND RECOVERY FUND	0705	\$12,000,000	0.00	\$0	0.00	\$12,000,000	0.00
DEBT OFFSET ESCROW FUND	0753	\$0	0.00	\$0	0.00	\$0	0.00
ABANDONED TRANSFER FUND	0863	\$0	0.00	\$0	0.00	\$0	0.00
INTERMEDIATE CARE FACILITIES FOR INDIVIDUALS WITH INTELLECTUAL DISABILITIES FUND	0901	\$0	0.00	\$0	0.00	\$0	0.00
MENTAL HEALTH TRUST FUND	0926	\$2,554,638	9.50	\$0	0.00	\$2,554,638	9.50
MENTAL HEALTH LOCAL TAX MATCH FUND	0930	\$11,852,095	0.00	\$0	0.00	\$11,852,095	0.00
<b>TOTAL</b>		<b>\$3,113,358,536</b>	<b>7,219.45</b>	<b>\$545,204,654</b>	<b>0.00</b>	<b>\$3,658,563,190</b>	<b>7,219.45</b>

Mental Health Interagency Payment Fund, Debt Offset Escrow, and Refunds are considered double appropriations in the State budget and therefore are not included in the Governor's Executive Budget. However, all FTE's are counted in the Executive budget.

**FY 2024 DEPARTMENT REQUEST  
DEPARTMENTWIDE - EXECUTIVE BUDGET**

FUND NAME	FUND	CORE AMOUNT	CORE FTE	NEW DI AMOUNT	NEW DI FTE	TOTAL AMOUNT	TOTAL FTE
GENERAL REVENUE	0101	\$1,127,962,851	4,947.57	\$204,496,863	0.00	\$1,332,459,714	4,947.57
FEDERAL	0148	\$1,839,017,254	2,251.38	\$340,707,791	0.00	\$2,179,725,045	2,251.38
FEDERAL - XXI CHILDREN'S HEALTH INSURANCE PROGRAM FUND	0159	\$23,940,099	0.00	\$0	0.00	\$23,940,099	0.00
FEDERAL - STATE EMERGENCY MANAGEMENT FEDERAL STIMULUS FUND	2335	\$0	0.00	\$0	0.00	\$0	0.00
FEDERAL - DMH FEDERAL STIMULUS FUND	2345	\$0	0.00	\$0	0.00	\$0	0.00
FEDERAL - HCBS FMAP ENHANCEMENT FUND	2444	\$12,100,677	0.00	\$0	0.00	\$12,100,677	0.00
FEDERAL - AMERICAN RESCUE PLAN ACT (ARPA) FUND	2455	\$27,273,149	0.00	\$0	0.00	\$27,273,149	0.00
MENTAL HEALTH INTERAGENCY PAYMENT FUND	0109	\$1,342,042	0.00	\$0	0.00	\$1,342,042	0.00
MENTAL HEALTH INTERGOVERNMENTAL TRANSFER FUND	0147	\$6,600,000	0.00	\$0	0.00	\$6,600,000	0.00
COMPULSIVE GAMBLERS FUND	0249	\$153,606	0.00	\$0	0.00	\$153,606	0.00
HEALTH INITIATIVES FUND	0275	\$6,358,869	6.00	\$0	0.00	\$6,358,869	6.00
MENTAL HEALTH EARNINGS FUND	0288	\$8,848,954	5.00	\$0	0.00	\$8,848,954	5.00
HABILITATION CENTER ROOM AND BOARD FUND	0435	\$3,416,336	0.00	\$0	0.00	\$3,416,336	0.00
INMATE REVOLVING FUND	0540	\$3,513,779	0.00	\$0	0.00	\$3,513,779	0.00
OPIOID TREATMENT AND RECOVERY FUND	0705	\$12,000,000	0.00	\$0	0.00	\$12,000,000	0.00
DEBT OFFSET ESCROW FUND	0753	\$0	0.00	\$0	0.00	\$0	0.00
ABANDONED TRANSFER FUND	0863	\$0	0.00	\$0	0.00	\$0	0.00
INTERMEDIATE CARE FACILITIES FOR INDIVIDUALS WITH INTELLECTUAL DISABILITIES FUND	0901	\$0	0.00	\$0	0.00	\$0	0.00
MENTAL HEALTH TRUST FUND	0926	\$2,529,638	9.50	\$0	0.00	\$2,529,638	9.50
MENTAL HEALTH LOCAL TAX MATCH FUND	0930	\$11,702,095	0.00	\$0	0.00	\$11,702,095	0.00
<b>TOTAL</b>		<b>\$3,096,759,349</b>	<b>7,219.45</b>	<b>\$545,204,654</b>	<b>0.00</b>	<b>\$3,641,964,003</b>	<b>7,219.45</b>

Mental Health Interagency Payment Fund, Debt Offset Escrow, and Refunds are considered double appropriations in the State budget and therefore are not included in the Governor's Executive Budget. However, all FTE's are counted in the Executive budget.

# Departmentwide



NEW DECISION ITEM  
RANK: 11 OF 20

Department: Mental Health	Budget Unit	66325C, 66330C, 69209C, 69213C, 69274C, 69277C & 74205C
Division: Departmentwide		
DI Name: DMH Utilization Increase	DI# 1650012	HB Section
		10.110, 10.115 & 10.410

### 1. AMOUNT OF REQUEST

	FY 2024 Budget Request			
	GR	Federal	Other	Total
PS	0	0	0	0
EE	0	0	0	0
PSD	49,646,017	105,866,206	0	155,512,223
TRF	0	0	0	0
Total	49,646,017	105,866,206	0	155,512,223

FTE 0.00 0.00 0.00 0.00

Est. Fringe 0 0 0 0

Note: Fringes budgeted in House Bill 5 except for certain fringes budgeted directly to MoDOT, Highway Patrol, and Conservation.

Other Funds: None.  
Non-Counts: None.

	FY 2024 Governor's Recommendation			
	GR	Federal	Other	Total
PS	0	0	0	0
EE	0	0	0	0
PSD	0	0	0	0
TRF	0	0	0	0
Total	0	0	0	0

FTE 0.00 0.00 0.00 0.00

Est. Fringe 0 0 0 0

Note: Fringes budgeted in House Bill 5 except for certain fringes budgeted directly to MoDOT, Highway Patrol, and Conservation.

Other Funds:  
Non-Counts:

### 2. THIS REQUEST CAN BE CATEGORIZED AS:

<input type="checkbox"/> New Legislation	<input type="checkbox"/> New Program	<input type="checkbox"/> Fund Switch
<input type="checkbox"/> Federal Mandate	<input type="checkbox"/> Program Expansion	<input type="checkbox"/> Cost to Continue
<input type="checkbox"/> GR Pick-Up	<input type="checkbox"/> Space Request	<input type="checkbox"/> Equipment Replacement
<input type="checkbox"/> Pay Plan	<input checked="" type="checkbox"/> Other: Utilization Increase	

### 3. WHY IS THIS FUNDING NEEDED? PROVIDE AN EXPLANATION FOR ITEMS CHECKED IN #2. INCLUDE THE FEDERAL OR STATE STATUTORY OR CONSTITUTIONAL AUTHORIZATION FOR THIS PROGRAM.

Well over half of the 170,000 individuals served by the Department of Mental Health are Medicaid-eligible. The percentage of existing Medicaid-eligible individuals accessing DMH Medicaid services continues to grow annually beyond overall Mo HealthNet caseload growth for reasons such as the following:

- Many adults experiencing first-break mental illness or children and youth experiencing severe emotional disorders are already Medicaid-eligible but have not previously sought DMH treatment;
- Medical health care providers are becoming more aware of the impact of mental illness and substance use disorders (SUD) on physical health conditions, and are becoming increasingly sophisticated in diagnosing them;
- The Division of Developmental Disabilities (DD) will fund waiver services for children transitioning out of the Children's Division in FY 2024;

NEW DECISION ITEM  
RANK: 11 OF 20

<b>Department: Mental Health</b>	<b>Budget Unit</b>	<b>66325C, 66330C, 69209C, 69213C, 69274C, 69277C &amp; 74205C</b>
<b>Division: Departmentwide</b>		
<b>DI Name: DMH Utilization Increase</b>	<b>DI# 1650012</b>	<b>HB Section 10.110, 10.115 &amp; 10.410</b>

- The Division of Developmental Disabilities (DD) will fund waiver services for children aging out of the Missouri Children with Developmental Disabilities (MoCDD) Waiver in FY 2024;
- The Division of DD will fund waiver services for individuals experiencing a crisis requiring residential services in FY 2024;
- The Division of DD will fund in-home waiver services to prevent a DD Medicaid eligible in-home wait list to serve new individuals in FY 2024; and
- The Division of DD will fund waiver services for individuals transitioning from nursing homes in FY 2024.

**4. DESCRIBE THE DETAILED ASSUMPTIONS USED TO DERIVE THE SPECIFIC REQUESTED AMOUNT. (How did you determine that the requested number of FTE were appropriate? From what source or standard did you derive the requested levels of funding? Were alternatives such as outsourcing or automation considered? If based on new legislation, does request tie to TAFP fiscal note? If not, explain why. Detail which portions of the request are one-times and how those amounts were calculated.)**

**DEPARTMENT REQUEST:**

**Medicaid Utilization**

This request uses actual DMH specific Medicaid client user data to determine a utilization increase for DMH MO HealthNet programs. The following data was used to derive the utilization increase:

**Mental Health (MH) Community Program:**

- Number of clients served increasing by 3.72%
- Estimate 1,301 additional clients
- Total cost for MH Community Program growth is \$11,742,398 (\$2,999,795 GR and \$8,742,603 Federal)

**Youth Community Program (YCP):**

- Number of clients served increasing by 12.44%
- Estimate 2,326 additional clients
- Total cost for Youth Community Program growth is \$14,082,221 (\$3,589,866 GR and \$10,492,355 Federal)

**SUD Treatment Services:**

- Number of clients served increasing by 28.73%
- Estimate 3,571 additional clients
- Total cost for SUD Treatment Services growth is \$12,294,050 (\$3,324,510 GR and \$8,969,540 Federal)

➤ DBH Utilization Increase total: \$38,118,669 (\$9,914,171 GR and \$28,204,498 Federal)

*The additional clients to the MH Community Program, Youth Community Program and SUD Treatment Services are both new Medicaid enrollees and existing Medicaid participants accessing DMH services for the first time or utilizing more services provided by DMH.*

NEW DECISION ITEM  
RANK: 11 OF 20

<b>Department: Mental Health</b>		<b>Budget Unit</b>	<b>66325C, 66330C, 69209C, 69213C, 69274C, 69277C &amp; 74205C</b>
<b>Division: Departmentwide</b>			
<b>DI Name: DMH Utilization Increase</b>	<b>DI# 1650012</b>	<b>HB Section</b>	<b>10.110, 10.115 &amp; 10.410</b>
<p><b>DD Cost-to-Continue Services for Individuals Served in FY 2023:</b></p> <ul style="list-style-type: none"> <li>Total cost to continue services for 1,772 individuals: \$36,914,388 (\$12,388,906 GR and \$24,525,482 Federal)</li> </ul> <p><b>DD Cost to Continue for Care Plan Utilization Adjustments for Individuals Served in FY 2022:</b></p> <ul style="list-style-type: none"> <li>Total cost to continue services for 181 individuals: \$15,731,639 (\$5,376,865 GR and \$10,354,774 Federal)</li> </ul> <p><b>DD Crisis Residential Services for FY 2024:</b></p> <ul style="list-style-type: none"> <li>Total cost to serve an estimated 400 individuals: \$37,394,034 (\$12,733,417 GR and \$24,660,617 Federal)</li> </ul> <p><b>DD Nursing Home Transitions:</b></p> <ul style="list-style-type: none"> <li>Total cost to serve an estimated 45 individuals: \$7,605,498 (\$2,589,824 GR and \$5,015,674 Federal)</li> </ul> <p><b>DD Children's Division Transitions:</b></p> <ul style="list-style-type: none"> <li>Total cost to serve an estimated 41 individuals: \$6,929,454 (\$2,359,618 GR and \$4,569,836 Federal)</li> </ul> <p><b>DD Prevention of the In-Home Wait List for FY 2024:</b></p> <ul style="list-style-type: none"> <li>Total cost to serve an estimated 1,140 individuals: \$12,394,281 (\$4,138,746 GR and \$8,255,535 Federal)</li> </ul> <p><b>DD MoCDD Transitions:</b></p> <ul style="list-style-type: none"> <li>Total cost to serve an estimated 56 individuals: \$424,259 (\$144,469 GR and \$279,790 Federal)</li> </ul> <p>➤ DD Utilization Increase total: \$117,393,553 (\$39,731,845 GR and \$77,661,708 Federal)</p>			

**NEW DECISION ITEM**  
**RANK: 11 OF 20**

Department: Mental Health			Budget Unit		66325C, 66330C, 69209C, 69213C, 69274C, 69277C & 74205C				
Division: Departmentwide									
DI Name: DMH Utilization Increase		DI# 1650012		HB Section		10.110, 10.115 & 10.410			
HB Section		Approp		Type		Fund		Amount	
Utilization Increase for DBH									
Fee for Service (FFS):									
10.110 SUD Treatment Services		2040		PSD - MO HealthNet Match		0101		\$2,557,173	
		6677		PSD - MO HealthNet Authority		0148		\$6,108,752	
10.110 MH Community Programs		2070		PSD - MO HealthNet Match		0101		\$1,083,843	
		6678		PSD - MO HealthNet Authority		0148		\$2,224,245	
10.110 Youth Community Programs		2071		PSD - MO HealthNet Match		0101		\$808,400	
		6679		PSD - MO HealthNet Authority		0148		\$1,571,269	
						Total		\$14,353,682	
CCBHO									
10.115 CCBHO SUD Medicaid		7593		PSD - MO HealthNet Match		0101		\$767,336	
		7594		PSD - MO HealthNet Authority		0148		\$2,860,789	
10.115 CCBHO MH Medicaid		7599		PSD - MO HealthNet Match		0101		\$1,915,952	
		7600		PSD - MO HealthNet Authority		0148		\$6,518,357	
10.115 CCBHO YCP Medicaid		7605		PSD - MO HealthNet Match		0101		\$2,781,467	
		7608		PSD - MO HealthNet Authority		0148		\$8,921,086	
						Total		\$23,764,987	
						DBH Total		\$38,118,669	
								GR \$9,914,171	
								Federal \$28,204,498	
								Total \$38,118,669	
Utilization Increase for DD									
10.410 DD Community Programs		2072		PSD - MO HealthNet Match		0101		\$38,873,651	
		6680		PSD - MO HealthNet Authority		0148		\$75,999,655	
		9411		PSD - TCM Match		0101		\$858,195	
		9412		PSD - TCM HealthNet Authority		0148		\$1,662,053	
						DD Total		\$117,393,554	
								DD Total	
						GR		\$39,731,846	
						Federal		\$77,661,708	
						Total		\$117,393,554	
5. BREAK DOWN THE REQUEST BY BUDGET OBJECT CLASS, JOB CLASS, AND FUND SOURCE. IDENTIFY ONE-TIME COSTS.									
	Dept Req	Dept Req	Dept Req	Dept Req	Dept Req	Dept Req	Dept Req	Dept Req	Dept Req
	GR	GR	FED	FED	OTHER	OTHER	TOTAL	TOTAL	One-Time
Budget Object Class/Job Class	DOLLARS	FTE	DOLLARS	FTE	DOLLARS	FTE	DOLLARS	FTE	DOLLARS
Program Distributions (800)	49,646,017	0	105,866,206	0	0	0	155,512,223	0	0
Total PSD	49,646,017	0	105,866,206	0	0	0	155,512,223	0	0
Grand Total	49,646,017	0.0	105,866,206	0.0	0	0.0	155,512,223	0.0	0



**NEW DECISION ITEM**  
**RANK: 11 OF 20**

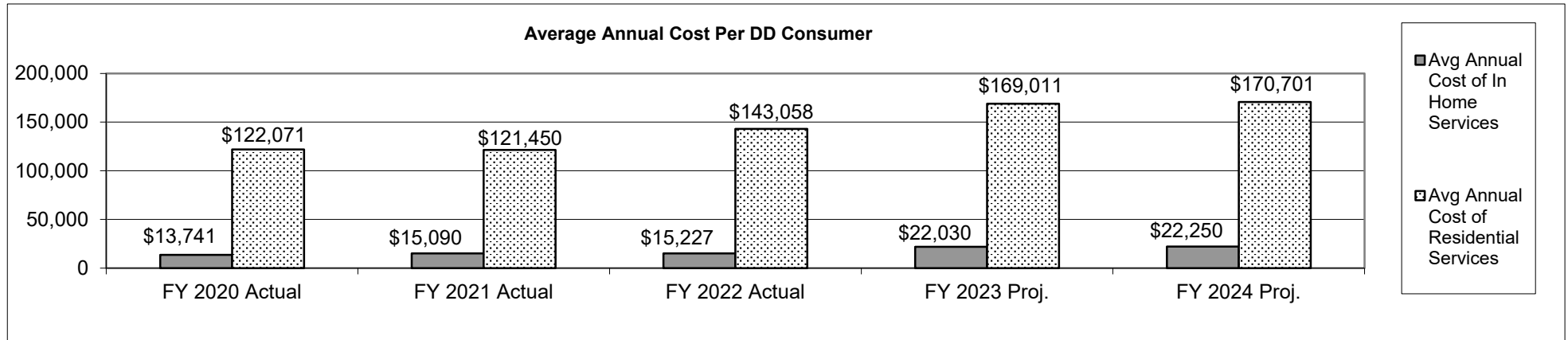
<b>Department:</b> Mental Health	<b>Budget Unit</b> 66325C, 66330C, 69209C, 69213C, 69274C, 69277C & 74205C
<b>Division:</b> Departmentwide	
<b>DI Name:</b> DMH Utilization Increase <b>DI#</b> 1650012	<b>HB Section</b> 10.110, 10.115 & 10.410

**6. PERFORMANCE MEASURES** (If new decision item has an associated core, separately identify projected performance with & without additional funding.)

**6a. Provide an activity measure.**

	<b>FY 2020 Actual Clients</b>	<b>FY 2021 Actual Clients</b>	<b>FY 2022 Actual Clients</b>	<b>FY 2023 Projected Clients</b>	<b>FY 2024 Projected Clients</b>
<b>MH Community Program</b>	35,091	34,946	36,247	36,280	36,313
<b>Youth Community Program</b>	17,915	18,694	21,020	21,446	21,845
<b>SUD</b>	12,885	12,429	16,000	16,231	16,437

**6d. Provide an efficiency measure.**



**7. STRATEGIES TO ACHIEVE THE PERFORMANCE MEASUREMENT TARGETS:**

Funds will be allocated as needed to maintain appropriate access to MO HealthNet services by providing for utilization increases. The department will continue to provide quality treatment services to adults and adolescents.

REPORT 10 - FY 2024 DEPARTMENT REQUEST

DECISION ITEM DETAIL

Budget Unit	FY 2022	FY 2022	FY 2023	FY 2023	FY 2024	FY 2024	*****	*****
Decision Item	ACTUAL	ACTUAL	BUDGET	BUDGET	DEPT REQ	DEPT REQ	SECURED	SECURED
Budget Object Class	DOLLAR	FTE	DOLLAR	FTE	DOLLAR	FTE	COLUMN	COLUMN
MH COMMUNITY PROGRAM								
DMH UTILIZATION - 1650012								
PROGRAM DISTRIBUTIONS	0	0.00	0	0.00	3,308,088	0.00	0	0.00
TOTAL - PD	0	0.00	0	0.00	3,308,088	0.00	0	0.00
GRAND TOTAL	\$0	0.00	\$0	0.00	\$3,308,088	0.00	\$0	0.00
GENERAL REVENUE	\$0	0.00	\$0	0.00	\$1,083,843	0.00		0.00
FEDERAL FUNDS	\$0	0.00	\$0	0.00	\$2,224,245	0.00		0.00
OTHER FUNDS	\$0	0.00	\$0	0.00	\$0	0.00		0.00

REPORT 10 - FY 2024 DEPARTMENT REQUEST

DECISION ITEM DETAIL

Budget Unit	FY 2022	FY 2022	FY 2023	FY 2023	FY 2024	FY 2024	*****	*****
Decision Item	ACTUAL	ACTUAL	BUDGET	BUDGET	DEPT REQ	DEPT REQ	SECURED	SECURED
Budget Object Class	DOLLAR	FTE	DOLLAR	FTE	DOLLAR	FTE	COLUMN	COLUMN
SUD TREATMENT SERVICES								
DMH UTILIZATION - 1650012								
PROGRAM DISTRIBUTIONS	0	0.00	0	0.00	8,665,925	0.00	0	0.00
TOTAL - PD	0	0.00	0	0.00	8,665,925	0.00	0	0.00
GRAND TOTAL	\$0	0.00	\$0	0.00	\$8,665,925	0.00	\$0	0.00
GENERAL REVENUE	\$0	0.00	\$0	0.00	\$2,557,173	0.00		0.00
FEDERAL FUNDS	\$0	0.00	\$0	0.00	\$6,108,752	0.00		0.00
OTHER FUNDS	\$0	0.00	\$0	0.00	\$0	0.00		0.00

REPORT 10 - FY 2024 DEPARTMENT REQUEST

DECISION ITEM DETAIL

Budget Unit	FY 2022	FY 2022	FY 2023	FY 2023	FY 2024	FY 2024	*****	*****
Decision Item	ACTUAL	ACTUAL	BUDGET	BUDGET	DEPT REQ	DEPT REQ	SECURED	SECURED
Budget Object Class	DOLLAR	FTE	DOLLAR	FTE	DOLLAR	FTE	COLUMN	COLUMN
YOUTH COMMUNITY PROGRAM								
DMH UTILIZATION - 1650012								
PROGRAM DISTRIBUTIONS	0	0.00	0	0.00	2,379,669	0.00	0	0.00
TOTAL - PD	0	0.00	0	0.00	2,379,669	0.00	0	0.00
GRAND TOTAL	\$0	0.00	\$0	0.00	\$2,379,669	0.00	\$0	0.00
GENERAL REVENUE	\$0	0.00	\$0	0.00	\$808,400	0.00		0.00
FEDERAL FUNDS	\$0	0.00	\$0	0.00	\$1,571,269	0.00		0.00
OTHER FUNDS	\$0	0.00	\$0	0.00	\$0	0.00		0.00

REPORT 10 - FY 2024 DEPARTMENT REQUEST

DECISION ITEM DETAIL

Budget Unit	FY 2022	FY 2022	FY 2023	FY 2023	FY 2024	FY 2024	*****	*****
Decision Item	ACTUAL	ACTUAL	BUDGET	BUDGET	DEPT REQ	DEPT REQ	SECURED	SECURED
Budget Object Class	DOLLAR	FTE	DOLLAR	FTE	DOLLAR	FTE	COLUMN	COLUMN
CCBHO SUD								
DMH UTILIZATION - 1650012								
PROGRAM DISTRIBUTIONS	0	0.00	0	0.00	3,628,125	0.00	0	0.00
TOTAL - PD	0	0.00	0	0.00	3,628,125	0.00	0	0.00
GRAND TOTAL	\$0	0.00	\$0	0.00	\$3,628,125	0.00	\$0	0.00
GENERAL REVENUE	\$0	0.00	\$0	0.00	\$767,336	0.00		0.00
FEDERAL FUNDS	\$0	0.00	\$0	0.00	\$2,860,789	0.00		0.00
OTHER FUNDS	\$0	0.00	\$0	0.00	\$0	0.00		0.00

REPORT 10 - FY 2024 DEPARTMENT REQUEST

DECISION ITEM DETAIL

Budget Unit	FY 2022	FY 2022	FY 2023	FY 2023	FY 2024	FY 2024	*****	*****
Decision Item	ACTUAL	ACTUAL	BUDGET	BUDGET	DEPT REQ	DEPT REQ	SECURED	SECURED
Budget Object Class	DOLLAR	FTE	DOLLAR	FTE	DOLLAR	FTE	COLUMN	COLUMN
CCBHO MH								
DMH UTILIZATION - 1650012								
PROGRAM DISTRIBUTIONS	0	0.00	0	0.00	8,434,309	0.00	0	0.00
TOTAL - PD	0	0.00	0	0.00	8,434,309	0.00	0	0.00
GRAND TOTAL	\$0	0.00	\$0	0.00	\$8,434,309	0.00	\$0	0.00
GENERAL REVENUE								
	\$0	0.00	\$0	0.00	\$1,915,952	0.00		0.00
FEDERAL FUNDS								
	\$0	0.00	\$0	0.00	\$6,518,357	0.00		0.00
OTHER FUNDS								
	\$0	0.00	\$0	0.00	\$0	0.00		0.00

REPORT 10 - FY 2024 DEPARTMENT REQUEST

DECISION ITEM DETAIL

Budget Unit	FY 2022	FY 2022	FY 2023	FY 2023	FY 2024	FY 2024	*****	*****
Decision Item	ACTUAL	ACTUAL	BUDGET	BUDGET	DEPT REQ	DEPT REQ	SECURED	SECURED
Budget Object Class	DOLLAR	FTE	DOLLAR	FTE	DOLLAR	FTE	COLUMN	COLUMN
CCBHO YCP								
DMH UTILIZATION - 1650012								
PROGRAM DISTRIBUTIONS	0	0.00	0	0.00	11,702,553	0.00	0	0.00
TOTAL - PD	0	0.00	0	0.00	11,702,553	0.00	0	0.00
GRAND TOTAL	\$0	0.00	\$0	0.00	\$11,702,553	0.00	\$0	0.00
GENERAL REVENUE								
	\$0	0.00	\$0	0.00	\$2,781,467	0.00		0.00
FEDERAL FUNDS								
	\$0	0.00	\$0	0.00	\$8,921,086	0.00		0.00
OTHER FUNDS								
	\$0	0.00	\$0	0.00	\$0	0.00		0.00

REPORT 10 - FY 2024 DEPARTMENT REQUEST

DECISION ITEM DETAIL

Budget Unit	FY 2022	FY 2022	FY 2023	FY 2023	FY 2024	FY 2024	*****	*****
Decision Item	ACTUAL	ACTUAL	BUDGET	BUDGET	DEPT REQ	DEPT REQ	SECURED	SECURED
Budget Object Class	DOLLAR	FTE	DOLLAR	FTE	DOLLAR	FTE	COLUMN	COLUMN
COMMUNITY PROGRAMS								
DMH UTILIZATION - 1650012								
PROGRAM DISTRIBUTIONS	0	0.00	0	0.00	117,393,554	0.00	0	0.00
TOTAL - PD	0	0.00	0	0.00	117,393,554	0.00	0	0.00
GRAND TOTAL	\$0	0.00	\$0	0.00	\$117,393,554	0.00	\$0	0.00
GENERAL REVENUE	\$0	0.00	\$0	0.00	\$39,731,846	0.00		0.00
FEDERAL FUNDS	\$0	0.00	\$0	0.00	\$77,661,708	0.00		0.00
OTHER FUNDS	\$0	0.00	\$0	0.00	\$0	0.00		0.00



**NEW DECISION ITEM**  
**RANK: 12 OF 20**

<b>Department:</b> Mental Health	<b>Budget Unit:</b> Multiple
<b>Division:</b> Departmentwide	
<b>DI Name:</b> Goods and Services Increase <b>DI# 1650011</b>	<b>HB Section:</b> Multiple

**1. AMOUNT OF REQUEST**

FY 2024 Budget Request					FY 2024 Governor's Recommendation				
	GR	Federal	Other	Total		GR	Federal	Other	Total
<b>PS</b>	0	0	0	0	<b>PS</b>	0	0	0	0
<b>EE</b>	819,270	0	0	819,270	<b>EE</b>	0	0	0	0
<b>PSD</b>	0	0	0	0	<b>PSD</b>	0	0	0	0
<b>TRF</b>	0	0	0	0	<b>TRF</b>	0	0	0	0
<b>Total</b>	<b>819,270</b>	<b>0</b>	<b>0</b>	<b>819,270</b>	<b>Total</b>	<b>0</b>	<b>0</b>	<b>0</b>	<b>0</b>
<b>FTE</b>	<b>0.00</b>	<b>0.00</b>	<b>0.00</b>	<b>0.00</b>	<b>FTE</b>	<b>0.00</b>	<b>0.00</b>	<b>0.00</b>	<b>0.00</b>

<b>Est. Fringe</b>	0	0	0	0		0	0	0	0
<i>Note: Fringes budgeted in House Bill 5 except for certain fringes budgeted directly to MoDOT, Highway Patrol, and Conservation.</i>									

Other Funds: None.	Other Funds:
Non-Counts: None.	Non-Counts:

**2. THIS REQUEST CAN BE CATEGORIZED AS:**

<input type="checkbox"/> New Legislation	<input type="checkbox"/> New Program	<input type="checkbox"/> Fund Switch
<input type="checkbox"/> Federal Mandate	<input type="checkbox"/> Program Expansion	<input type="checkbox"/> Cost to Continue
<input type="checkbox"/> GR Pick-Up	<input type="checkbox"/> Space Request	<input type="checkbox"/> Equipment Replacement
<input type="checkbox"/> Pay Plan	<input checked="" type="checkbox"/> Other: Inflationary Increase	

**3. WHY IS THIS FUNDING NEEDED? PROVIDE AN EXPLANATION FOR ITEMS CHECKED IN #2. INCLUDE THE FEDERAL OR STATE STATUTORY OR CONSTITUTIONAL AUTHORIZATION FOR THIS PROGRAM.**

Facilities are required by accreditation and certification to provide appropriate patient care as well as necessary medical care. Consumers in state facilities, like the general population, are facing growing costs for medical care. Additionally, facilities providing inpatient services are facing growing costs for food. State facilities must comply with dietary standards adopted by the federal government which require providing a minimum number of servings of fruits and vegetables per day. Increased costs have severely eroded facility expense and equipment budgets and make it difficult to meet the federal government requirements and special dietary needs of the population served. This decision item requests funding for the ongoing inflationary costs to provide medical care and provide food to consumers.

NEW DECISION ITEM  
RANK: 12 OF 20

Department: <u>Mental Health</u>	Budget Unit	<u>Multiple</u>
Division: <u>Departmentwide</u>		
DI Name: <u>Goods and Services Increase</u> DI# <u>1650011</u>	HB Section	<u>Multiple</u>

**4. DESCRIBE THE DETAILED ASSUMPTIONS USED TO DERIVE THE SPECIFIC REQUESTED AMOUNT. (How did you determine that the requested number of FTE were appropriate? From what source or standard did you derive the requested levels of funding? Were alternatives such as outsourcing or automation considered? If based on new legislation, does request tie to TAFP fiscal note? If not, explain why. Detail which portions of the request are one-times and how those amounts were calculated.)**

---

**DEPARTMENT REQUEST:**

This funding request is based on the US Bureau of Labor Statistics inflationary rate for medical care costs increased by 1.99%, totaling \$240,697.

HB Section	Approp	Type	Fund	Amount
<b><u>DBH Facilities</u></b>				<b><u>Dept Req</u></b>
10.300 - Fulton State Hospital	2061	EE	0101	\$52,569
10.300 - Fulton State Hospital - SORTS	7827	EE	0101	\$16,257
10.315 - Southeast MO MHC	2083	EE	0101	\$14,907
10.315 - Southeast MO MHC - SORTS	2246	EE	0101	\$28,588
10.320 - Center for Behavioral Medicine	2090	EE	0101	\$34,644
10.325 - Hawthorn Children's Psych Hospital	2067	EE	0101	\$9,993
10.305 - NW MO Psych Rehab Center	2063	EE	0101	\$24,646
10.310 - Forensic Treatment Center	7225	EE	0101	\$39,852
<b>Total DBH</b>				<b><u>\$221,456</u></b>
<b><u>DD Facilities</u></b>				<b><u>Dept Req</u></b>
10.525 - Bellefontaine Hab Center	3036	EE	0101	\$2,113
10.530 - Higginsville Hab Center	3037	EE	0101	\$5,098
10.535 - NW Community Services	9173	EE	0101	\$5,370
10.550 - SEMO Residential Services	3041	EE	0101	\$2,523
10.540 - SW Community Services	3039	EE	0101	\$287
10.545 - St. Louis Dev. Dis. Treatment Center	3040	EE	0101	\$3,850
<b>Total DD</b>				<b><u>\$19,241</u></b>

**NEW DECISION ITEM**

RANK: 12 OF 20

Department: Mental Health		Budget Unit	Multiple	
Division:	Departmentwide			
DI Name:	Goods and Services Increase	DI# 1650011	HB Section	Multiple
DEPARTMENT REQUEST:				
This funding request is based on the US Bureau of Labor Statistics inflationary rate for food costs increased by 8.08%, totaling \$578,573.				
HB Section	Approp	Type	Fund	Amount
DBH Facilities				Dept Req
10.300 - Fulton State Hospital	2061	EE	0101	\$127,084
10.300 - Fulton State Hospital - SORTS	7827	EE	0101	\$37,804
10.315 - Southeast MO MHC	2083	EE	0101	\$74,033
10.315 - Southeast MO MHC - SORTS	2246	EE	0101	\$60,304
10.320 - Center for Behavioral Medicine	2090	EE	0101	\$51,359
10.325 - Hawthorn Children's Psych Hospital	2067	EE	0101	\$7,812
10.310 - Forensic Treatment Center	7225	EE	0101	\$82,574
10.305 - NW MO Psych Rehab Center	2063	EE	0101	\$34,918
Total DBH				\$475,888
DD Facilities				Dept Req
10.525 - Bellefontaine Hab Center	3036	EE	0101	\$31,041
10.530 - Higginsville Hab Center	3037	EE	0101	\$15,153
10.535 - NW Community Services	9173	EE	0101	\$7,698
10.550 - SEMO Residential Services	3041	EE	0101	\$23,352
10.540 - SW Community Services	3039	EE	0101	\$5,347
10.545 - St. Louis Dev. Dis. Treatment Center	3040	EE	0101	\$20,094
Total DD				\$102,685

**NEW DECISION ITEM**  
**RANK: 12 OF 20**

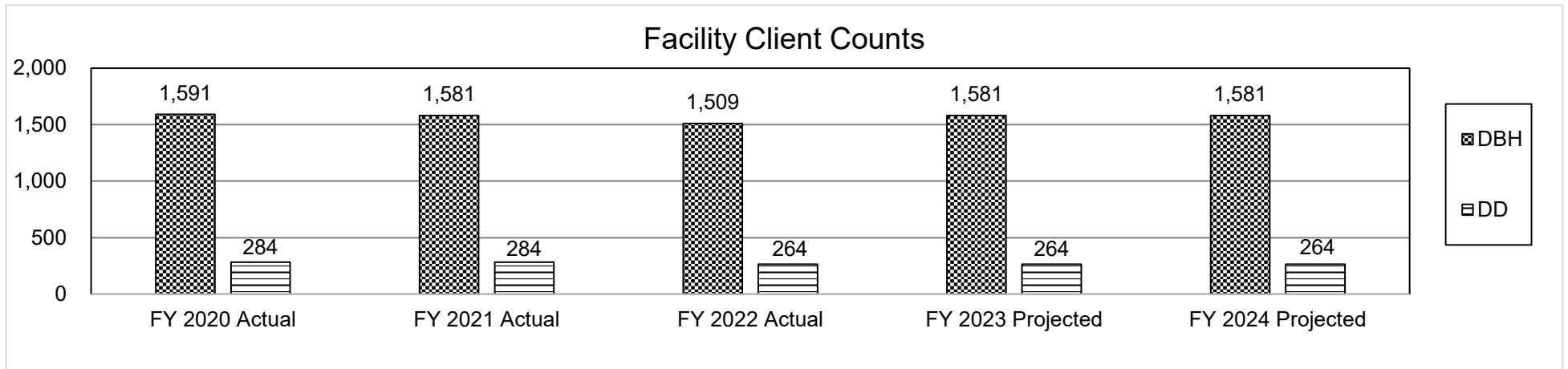
<b>Department:</b> Mental Health	<b>Budget Unit</b> Multiple
<b>Division:</b> Departmentwide	
<b>DI Name:</b> Goods and Services Increase <b>DI# 1650011</b>	<b>HB Section</b> Multiple

**5. BREAK DOWN THE REQUEST BY BUDGET OBJECT CLASS, JOB CLASS, AND FUND SOURCE. IDENTIFY ONE-TIME COSTS.**

Budget Object Class/Job Class	Dept Req GR DOLLARS	Dept Req GR FTE	Dept Req FED DOLLARS	Dept Req FED FTE	Dept Req OTHER DOLLARS	Dept Req OTHER FTE	Dept Req TOTAL DOLLARS	Dept Req TOTAL FTE	Dept Req One-Time DOLLARS
Supplies (190)	578,573	0	0	0	0	0	578,573	0	0
Professional Services (400)	240,697	0	0	0	0	0	240,697	0	0
<b>Total EE</b>	<b>819,270</b>	<b>0</b>	<b>0</b>	<b>0</b>	<b>0</b>	<b>0</b>	<b>819,270</b>	<b>0</b>	<b>0</b>
<b>Grand Total</b>	<b>819,270</b>	<b>0.0</b>	<b>0</b>	<b>0.0</b>	<b>0</b>	<b>0.0</b>	<b>819,270</b>	<b>0.0</b>	<b>0</b>

**6. PERFORMANCE MEASURES (If new decision item has an associated core, separately identify projected performance with & without additional funding.)**

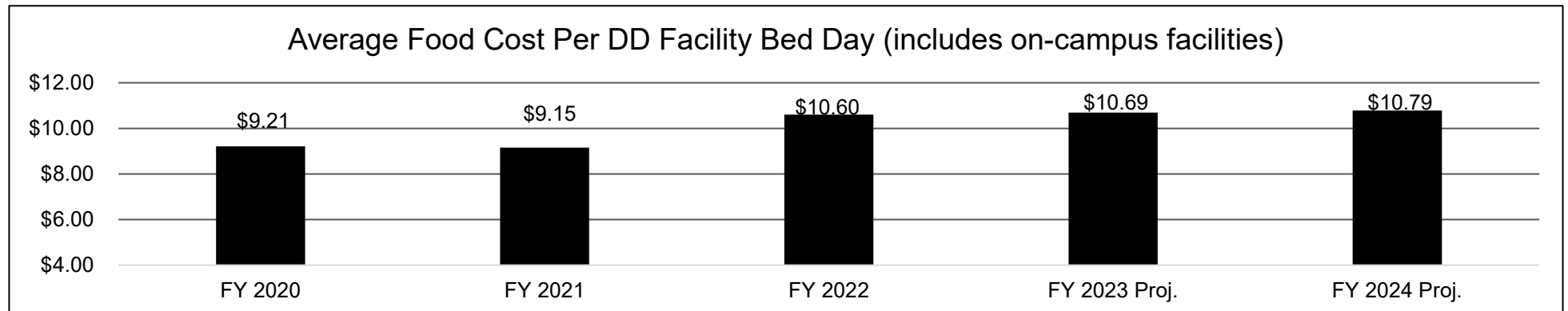
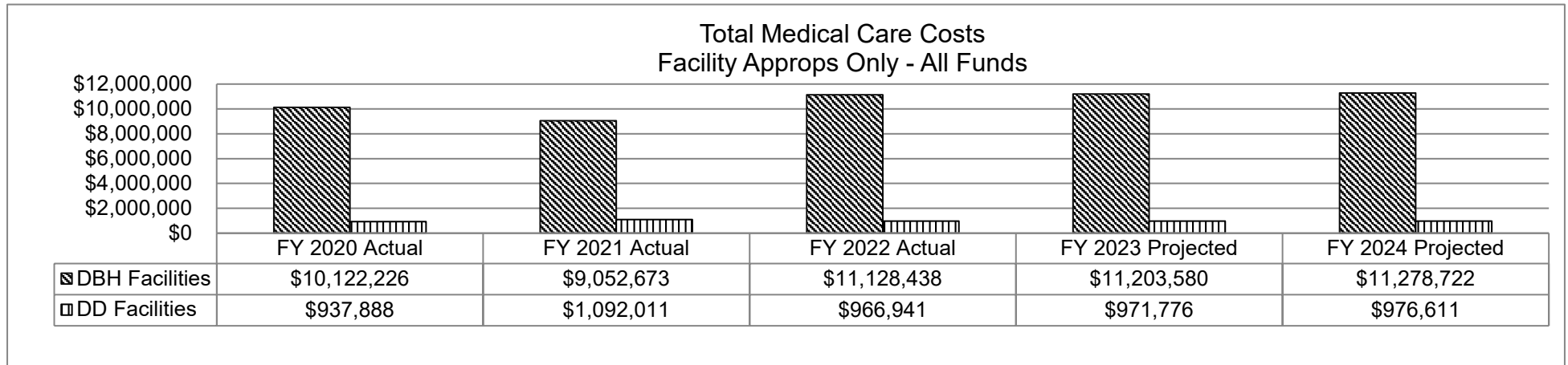
**6a. Provide an activity measure(s) for the program.**



**NEW DECISION ITEM**  
**RANK: 12 OF 20**

<b>Department:</b> Mental Health	<b>Budget Unit:</b> Multiple
<b>Division:</b> Departmentwide	
<b>DI Name:</b> Goods and Services Increase <b>DI# 1650011</b>	<b>HB Section:</b> Multiple

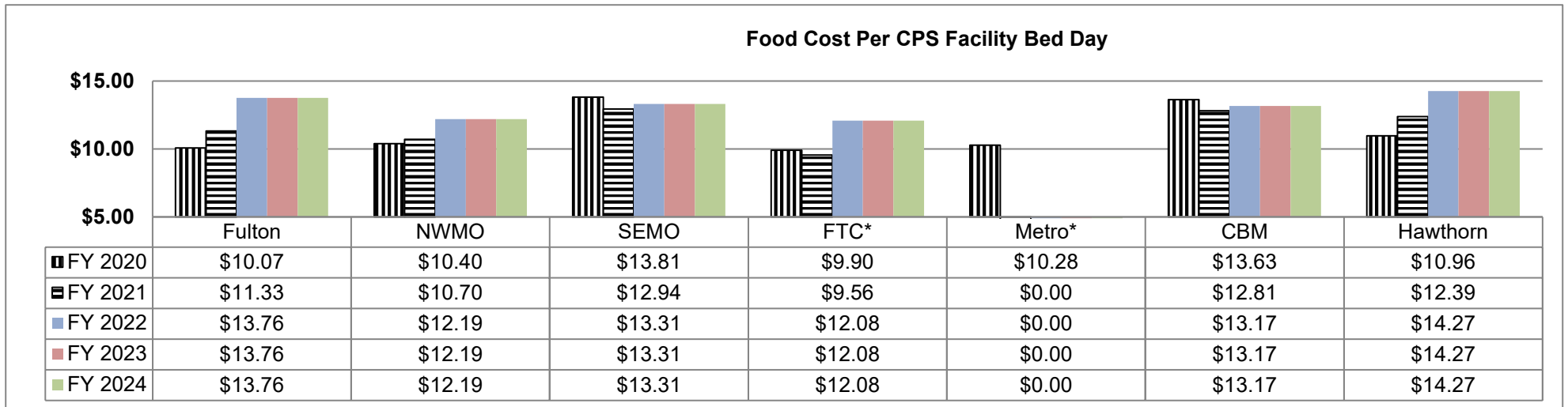
**6d. Provide an efficiency measure.**



NEW DECISION ITEM  
RANK: 12 OF 20

Department: <b>Mental Health</b>	Budget Unit: <b>Multiple</b>
Division: <b>Departmentwide</b>	
DI Name: <b>Goods and Services Increase</b> DI# <b>1650011</b>	HB Section: <b>Multiple</b>

**6d. Provide an efficiency measure. (Continued)**



Note: In FY 22, the Metro Psych Rehab Center (Metro) was incorporated into Forensic Treatment Center (FTC).

**7. STRATEGIES TO ACHIEVE THE PERFORMANCE MEASUREMENT TARGETS:**

Increase funding available for purchase of medical care and growing costs of food.

REPORT 10 - FY 2024 DEPARTMENT REQUEST

DECISION ITEM DETAIL

Budget Unit	FY 2022	FY 2022	FY 2023	FY 2023	FY 2024	FY 2024	*****	*****
Decision Item	ACTUAL	ACTUAL	BUDGET	BUDGET	DEPT REQ	DEPT REQ	SECURED	SECURED
Budget Object Class	DOLLAR	FTE	DOLLAR	FTE	DOLLAR	FTE	COLUMN	COLUMN
FORENSIC TRMT CENTER								
DMH GOOD AND SERVICES INCREASE - 1650011								
SUPPLIES	0	0.00	0	0.00	82,574	0.00	0	0.00
PROFESSIONAL SERVICES	0	0.00	0	0.00	39,852	0.00	0	0.00
TOTAL - EE	0	0.00	0	0.00	122,426	0.00	0	0.00
GRAND TOTAL	\$0	0.00	\$0	0.00	\$122,426	0.00	\$0	0.00
GENERAL REVENUE	\$0	0.00	\$0	0.00	\$122,426	0.00		0.00
FEDERAL FUNDS	\$0	0.00	\$0	0.00	\$0	0.00		0.00
OTHER FUNDS	\$0	0.00	\$0	0.00	\$0	0.00		0.00

REPORT 10 - FY 2024 DEPARTMENT REQUEST

DECISION ITEM DETAIL

Budget Unit	FY 2022	FY 2022	FY 2023	FY 2023	FY 2024	FY 2024	*****	*****
Decision Item	ACTUAL	ACTUAL	BUDGET	BUDGET	DEPT REQ	DEPT REQ	SECURED	SECURED
Budget Object Class	DOLLAR	FTE	DOLLAR	FTE	DOLLAR	FTE	COLUMN	COLUMN
FULTON-SORTS								
DMH GOOD AND SERVICES INCREASE - 1650011								
SUPPLIES	0	0.00	0	0.00	37,804	0.00	0	0.00
PROFESSIONAL SERVICES	0	0.00	0	0.00	16,257	0.00	0	0.00
TOTAL - EE	0	0.00	0	0.00	54,061	0.00	0	0.00
GRAND TOTAL	\$0	0.00	\$0	0.00	\$54,061	0.00	\$0	0.00
GENERAL REVENUE	\$0	0.00	\$0	0.00	\$54,061	0.00		0.00
FEDERAL FUNDS	\$0	0.00	\$0	0.00	\$0	0.00		0.00
OTHER FUNDS	\$0	0.00	\$0	0.00	\$0	0.00		0.00



REPORT 10 - FY 2024 DEPARTMENT REQUEST

DECISION ITEM DETAIL

Budget Unit	FY 2022	FY 2022	FY 2023	FY 2023	FY 2024	FY 2024	*****	*****
Decision Item	ACTUAL	ACTUAL	BUDGET	BUDGET	DEPT REQ	DEPT REQ	SECURED	SECURED
Budget Object Class	DOLLAR	FTE	DOLLAR	FTE	DOLLAR	FTE	COLUMN	COLUMN
FULTON STATE HOSPITAL								
DMH GOOD AND SERVICES INCREASE - 1650011								
SUPPLIES	0	0.00	0	0.00	127,084	0.00	0	0.00
PROFESSIONAL SERVICES	0	0.00	0	0.00	52,569	0.00	0	0.00
TOTAL - EE	0	0.00	0	0.00	179,653	0.00	0	0.00
GRAND TOTAL	\$0	0.00	\$0	0.00	\$179,653	0.00	\$0	0.00
GENERAL REVENUE	\$0	0.00	\$0	0.00	\$179,653	0.00		0.00
FEDERAL FUNDS	\$0	0.00	\$0	0.00	\$0	0.00		0.00
OTHER FUNDS	\$0	0.00	\$0	0.00	\$0	0.00		0.00

REPORT 10 - FY 2024 DEPARTMENT REQUEST

DECISION ITEM DETAIL

Budget Unit	FY 2022	FY 2022	FY 2023	FY 2023	FY 2024	FY 2024	*****	*****
Decision Item	ACTUAL	ACTUAL	BUDGET	BUDGET	DEPT REQ	DEPT REQ	SECURED	SECURED
Budget Object Class	DOLLAR	FTE	DOLLAR	FTE	DOLLAR	FTE	COLUMN	COLUMN
NORTHWEST MO PSY REHAB CENTER								
DMH GOOD AND SERVICES INCREASE - 1650011								
SUPPLIES	0	0.00	0	0.00	34,918	0.00	0	0.00
PROFESSIONAL SERVICES	0	0.00	0	0.00	24,646	0.00	0	0.00
TOTAL - EE	0	0.00	0	0.00	59,564	0.00	0	0.00
GRAND TOTAL	\$0	0.00	\$0	0.00	\$59,564	0.00	\$0	0.00
GENERAL REVENUE	\$0	0.00	\$0	0.00	\$59,564	0.00		0.00
FEDERAL FUNDS	\$0	0.00	\$0	0.00	\$0	0.00		0.00
OTHER FUNDS	\$0	0.00	\$0	0.00	\$0	0.00		0.00

REPORT 10 - FY 2024 DEPARTMENT REQUEST

DECISION ITEM DETAIL

Budget Unit	FY 2022	FY 2022	FY 2023	FY 2023	FY 2024	FY 2024	*****	*****
Decision Item	ACTUAL	ACTUAL	BUDGET	BUDGET	DEPT REQ	DEPT REQ	SECURED	SECURED
Budget Object Class	DOLLAR	FTE	DOLLAR	FTE	DOLLAR	FTE	COLUMN	COLUMN
SOUTHEAST MO MHC								
DMH GOOD AND SERVICES INCREASE - 1650011								
SUPPLIES	0	0.00	0	0.00	74,033	0.00	0	0.00
PROFESSIONAL SERVICES	0	0.00	0	0.00	14,907	0.00	0	0.00
TOTAL - EE	0	0.00	0	0.00	88,940	0.00	0	0.00
GRAND TOTAL	\$0	0.00	\$0	0.00	\$88,940	0.00	\$0	0.00
GENERAL REVENUE	\$0	0.00	\$0	0.00	\$88,940	0.00		0.00
FEDERAL FUNDS	\$0	0.00	\$0	0.00	\$0	0.00		0.00
OTHER FUNDS	\$0	0.00	\$0	0.00	\$0	0.00		0.00

REPORT 10 - FY 2024 DEPARTMENT REQUEST

DECISION ITEM DETAIL

Budget Unit	FY 2022	FY 2022	FY 2023	FY 2023	FY 2024	FY 2024	*****	*****
Decision Item	ACTUAL	ACTUAL	BUDGET	BUDGET	DEPT REQ	DEPT REQ	SECURED	SECURED
Budget Object Class	DOLLAR	FTE	DOLLAR	FTE	DOLLAR	FTE	COLUMN	COLUMN
SEMO MHC-SORTS								
DMH GOOD AND SERVICES INCREASE - 1650011								
SUPPLIES	0	0.00	0	0.00	60,304	0.00	0	0.00
PROFESSIONAL SERVICES	0	0.00	0	0.00	28,588	0.00	0	0.00
TOTAL - EE	0	0.00	0	0.00	88,892	0.00	0	0.00
GRAND TOTAL	\$0	0.00	\$0	0.00	\$88,892	0.00	\$0	0.00
GENERAL REVENUE	\$0	0.00	\$0	0.00	\$88,892	0.00		0.00
FEDERAL FUNDS	\$0	0.00	\$0	0.00	\$0	0.00		0.00
OTHER FUNDS	\$0	0.00	\$0	0.00	\$0	0.00		0.00

REPORT 10 - FY 2024 DEPARTMENT REQUEST

DECISION ITEM DETAIL

Budget Unit	FY 2022	FY 2022	FY 2023	FY 2023	FY 2024	FY 2024	*****	*****
Decision Item	ACTUAL	ACTUAL	BUDGET	BUDGET	DEPT REQ	DEPT REQ	SECURED	SECURED
Budget Object Class	DOLLAR	FTE	DOLLAR	FTE	DOLLAR	FTE	COLUMN	COLUMN
CTR FOR BEHAVIORAL MEDICINE								
DMH GOOD AND SERVICES INCREASE - 1650011								
SUPPLIES	0	0.00	0	0.00	51,359	0.00	0	0.00
PROFESSIONAL SERVICES	0	0.00	0	0.00	34,644	0.00	0	0.00
TOTAL - EE	0	0.00	0	0.00	86,003	0.00	0	0.00
GRAND TOTAL	\$0	0.00	\$0	0.00	\$86,003	0.00	\$0	0.00
GENERAL REVENUE	\$0	0.00	\$0	0.00	\$86,003	0.00		0.00
FEDERAL FUNDS	\$0	0.00	\$0	0.00	\$0	0.00		0.00
OTHER FUNDS	\$0	0.00	\$0	0.00	\$0	0.00		0.00

REPORT 10 - FY 2024 DEPARTMENT REQUEST

DECISION ITEM DETAIL

Budget Unit	FY 2022	FY 2022	FY 2023	FY 2023	FY 2024	FY 2024	*****	*****
Decision Item	ACTUAL	ACTUAL	BUDGET	BUDGET	DEPT REQ	DEPT REQ	SECURED	SECURED
Budget Object Class	DOLLAR	FTE	DOLLAR	FTE	DOLLAR	FTE	COLUMN	COLUMN
HAWTHORN CHILD PSYCH HOSP								
DMH GOOD AND SERVICES INCREASE - 1650011								
SUPPLIES	0	0.00	0	0.00	7,812	0.00	0	0.00
PROFESSIONAL SERVICES	0	0.00	0	0.00	9,993	0.00	0	0.00
TOTAL - EE	0	0.00	0	0.00	17,805	0.00	0	0.00
GRAND TOTAL	\$0	0.00	\$0	0.00	\$17,805	0.00	\$0	0.00
GENERAL REVENUE	\$0	0.00	\$0	0.00	\$17,805	0.00		0.00
FEDERAL FUNDS	\$0	0.00	\$0	0.00	\$0	0.00		0.00
OTHER FUNDS	\$0	0.00	\$0	0.00	\$0	0.00		0.00

REPORT 10 - FY 2024 DEPARTMENT REQUEST

DECISION ITEM DETAIL

Budget Unit	FY 2022	FY 2022	FY 2023	FY 2023	FY 2024	FY 2024	*****	*****
Decision Item	ACTUAL	ACTUAL	BUDGET	BUDGET	DEPT REQ	DEPT REQ	SECURED	SECURED
Budget Object Class	DOLLAR	FTE	DOLLAR	FTE	DOLLAR	FTE	COLUMN	COLUMN
BELLEFONTAINE HC								
DMH GOOD AND SERVICES INCREASE - 1650011								
SUPPLIES	0	0.00	0	0.00	31,041	0.00	0	0.00
PROFESSIONAL SERVICES	0	0.00	0	0.00	2,113	0.00	0	0.00
TOTAL - EE	0	0.00	0	0.00	33,154	0.00	0	0.00
GRAND TOTAL	\$0	0.00	\$0	0.00	\$33,154	0.00	\$0	0.00
GENERAL REVENUE	\$0	0.00	\$0	0.00	\$33,154	0.00		0.00
FEDERAL FUNDS	\$0	0.00	\$0	0.00	\$0	0.00		0.00
OTHER FUNDS	\$0	0.00	\$0	0.00	\$0	0.00		0.00

REPORT 10 - FY 2024 DEPARTMENT REQUEST

DECISION ITEM DETAIL

Budget Unit	FY 2022	FY 2022	FY 2023	FY 2023	FY 2024	FY 2024	*****	*****
Decision Item	ACTUAL	ACTUAL	BUDGET	BUDGET	DEPT REQ	DEPT REQ	SECURED	SECURED
Budget Object Class	DOLLAR	FTE	DOLLAR	FTE	DOLLAR	FTE	COLUMN	COLUMN
HIGGINSVILLE HC								
DMH GOOD AND SERVICES INCREASE - 1650011								
SUPPLIES	0	0.00	0	0.00	15,153	0.00	0	0.00
PROFESSIONAL SERVICES	0	0.00	0	0.00	5,098	0.00	0	0.00
TOTAL - EE	0	0.00	0	0.00	20,251	0.00	0	0.00
GRAND TOTAL	\$0	0.00	\$0	0.00	\$20,251	0.00	\$0	0.00
GENERAL REVENUE	\$0	0.00	\$0	0.00	\$20,251	0.00		0.00
FEDERAL FUNDS	\$0	0.00	\$0	0.00	\$0	0.00		0.00
OTHER FUNDS	\$0	0.00	\$0	0.00	\$0	0.00		0.00



REPORT 10 - FY 2024 DEPARTMENT REQUEST

DECISION ITEM DETAIL

Budget Unit	FY 2022	FY 2022	FY 2023	FY 2023	FY 2024	FY 2024	*****	*****
Decision Item	ACTUAL	ACTUAL	BUDGET	BUDGET	DEPT REQ	DEPT REQ	SECURED	SECURED
Budget Object Class	DOLLAR	FTE	DOLLAR	FTE	DOLLAR	FTE	COLUMN	COLUMN
NORTHWEST COMMUNITY SRVS								
DMH GOOD AND SERVICES INCREASE - 1650011								
SUPPLIES	0	0.00	0	0.00	7,698	0.00	0	0.00
PROFESSIONAL SERVICES	0	0.00	0	0.00	5,370	0.00	0	0.00
TOTAL - EE	0	0.00	0	0.00	13,068	0.00	0	0.00
GRAND TOTAL	\$0	0.00	\$0	0.00	\$13,068	0.00	\$0	0.00
GENERAL REVENUE	\$0	0.00	\$0	0.00	\$13,068	0.00		0.00
FEDERAL FUNDS	\$0	0.00	\$0	0.00	\$0	0.00		0.00
OTHER FUNDS	\$0	0.00	\$0	0.00	\$0	0.00		0.00

REPORT 10 - FY 2024 DEPARTMENT REQUEST

DECISION ITEM DETAIL

Budget Unit	FY 2022	FY 2022	FY 2023	FY 2023	FY 2024	FY 2024	*****	*****
Decision Item	ACTUAL	ACTUAL	BUDGET	BUDGET	DEPT REQ	DEPT REQ	SECURED	SECURED
Budget Object Class	DOLLAR	FTE	DOLLAR	FTE	DOLLAR	FTE	COLUMN	COLUMN
SW COM SRVC DD								
DMH GOOD AND SERVICES INCREASE - 1650011								
SUPPLIES	0	0.00	0	0.00	5,347	0.00	0	0.00
PROFESSIONAL SERVICES	0	0.00	0	0.00	287	0.00	0	0.00
TOTAL - EE	0	0.00	0	0.00	5,634	0.00	0	0.00
GRAND TOTAL	\$0	0.00	\$0	0.00	\$5,634	0.00	\$0	0.00
GENERAL REVENUE	\$0	0.00	\$0	0.00	\$5,634	0.00		0.00
FEDERAL FUNDS	\$0	0.00	\$0	0.00	\$0	0.00		0.00
OTHER FUNDS	\$0	0.00	\$0	0.00	\$0	0.00		0.00

REPORT 10 - FY 2024 DEPARTMENT REQUEST

DECISION ITEM DETAIL

Budget Unit	FY 2022	FY 2022	FY 2023	FY 2023	FY 2024	FY 2024	*****	*****
Decision Item	ACTUAL	ACTUAL	BUDGET	BUDGET	DEPT REQ	DEPT REQ	SECURED	SECURED
Budget Object Class	DOLLAR	FTE	DOLLAR	FTE	DOLLAR	FTE	COLUMN	COLUMN
ST LOUIS DDTC								
DMH GOOD AND SERVICES INCREASE - 1650011								
SUPPLIES	0	0.00	0	0.00	20,094	0.00	0	0.00
PROFESSIONAL SERVICES	0	0.00	0	0.00	3,850	0.00	0	0.00
TOTAL - EE	0	0.00	0	0.00	23,944	0.00	0	0.00
GRAND TOTAL	\$0	0.00	\$0	0.00	\$23,944	0.00	\$0	0.00
GENERAL REVENUE	\$0	0.00	\$0	0.00	\$23,944	0.00		0.00
FEDERAL FUNDS	\$0	0.00	\$0	0.00	\$0	0.00		0.00
OTHER FUNDS	\$0	0.00	\$0	0.00	\$0	0.00		0.00

REPORT 10 - FY 2024 DEPARTMENT REQUEST

DECISION ITEM DETAIL

Budget Unit	FY 2022	FY 2022	FY 2023	FY 2023	FY 2024	FY 2024	*****	*****
Decision Item	ACTUAL	ACTUAL	BUDGET	BUDGET	DEPT REQ	DEPT REQ	SECURED	SECURED
Budget Object Class	DOLLAR	FTE	DOLLAR	FTE	DOLLAR	FTE	COLUMN	COLUMN
SOUTHEAST MO RES SVCS								
DMH GOOD AND SERVICES INCREASE - 1650011								
SUPPLIES	0	0.00	0	0.00	23,352	0.00	0	0.00
PROFESSIONAL SERVICES	0	0.00	0	0.00	2,523	0.00	0	0.00
TOTAL - EE	0	0.00	0	0.00	25,875	0.00	0	0.00
GRAND TOTAL	\$0	0.00	\$0	0.00	\$25,875	0.00	\$0	0.00
GENERAL REVENUE	\$0	0.00	\$0	0.00	\$25,875	0.00		0.00
FEDERAL FUNDS	\$0	0.00	\$0	0.00	\$0	0.00		0.00
OTHER FUNDS	\$0	0.00	\$0	0.00	\$0	0.00		0.00

# Office of Director



# Director's Office





## CORE DECISION ITEM

<b>Department:</b> <u>Mental Health</u> <b>Division:</b> <u>Office of Director</u> <b>Core:</b> <u>Director's Office</u>	<b>Budget Unit</b> <u>65105C</u> <b>HB Section</b> <u>10.005</u>
--------------------------------------------------------------------------------------------------------------------------------	---------------------------------------------------------------------

**1. CORE FINANCIAL SUMMARY**

	FY 2024 Budget Request					FY 2024 Governor's Recommendation			
	GR	Federal	Other	Total		GR	Federal	Other	Total
<b>PS</b>	542,762	82,410	0	625,172	<b>PS</b>	0	0	0	0
<b>EE</b>	19,931	53,657	0	73,588	<b>EE</b>	0	0	0	0
<b>PSD</b>	0	0	0	0	<b>PSD</b>	0	0	0	0
<b>TRF</b>	0	0	0	0	<b>TRF</b>	0	0	0	0
<b>Total</b>	562,693	136,067	0	698,760	<b>Total</b>	0	0	0	0
 <b>FTE</b>	 <b>6.97</b>	 <b>0.85</b>	 <b>0.00</b>	 <b>7.82</b>	 <b>FTE</b>	 <b>0.00</b>	 <b>0.00</b>	 <b>0.00</b>	 <b>0.00</b>

<b>Est. Fringe</b>	306,634	43,311	0	349,945
<i>Note: Fringes budgeted in House Bill 5 except for certain fringes budgeted directly to MoDOT, Highway Patrol, and Conservation.</i>				

Other Funds:    None.

Other Funds:

**2. CORE DESCRIPTION**

The responsibilities for department administration include making all necessary orders, policies, and procedures for the management of facilities and programs. The Director's Office core funding supports the Department Director staff and the Mental Health Commission.

**3. PROGRAM LISTING (list programs included in this core funding)**

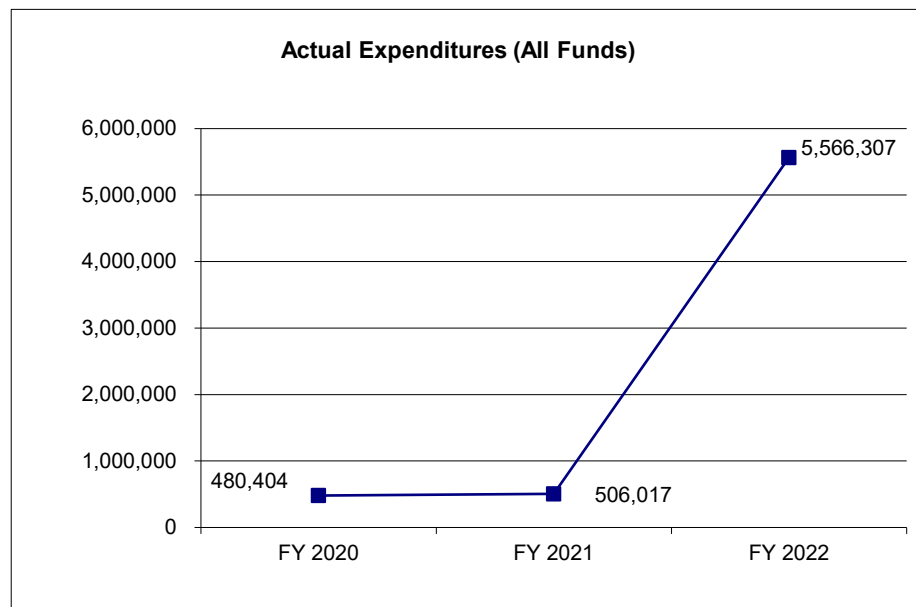
Administration (Director's Office)

# **CORE DECISION ITEM**

<b>Department:</b>	<b>Mental Health</b>	<b>Budget Unit</b>	<b>65105C</b>
<b>Division:</b>	<b>Office of Director</b>		
<b>Core:</b>	<b>Director's Office</b>	<b>HB Section</b>	<b>10.005</b>

## **4. FINANCIAL HISTORY**

	<b>FY 2020 Actual</b>	<b>FY 2021 Actual</b>	<b>FY 2022 Actual</b>	<b>FY 2023 Current Yr.</b>
Appropriation (All Funds)	596,536	604,421	12,278,902	701,260
Less Reverted (All Funds)	(13,991)	(14,130)	(13,744)	(16,956)
Less Restricted (All Funds)*	0	0	0	0
Budget Authority (All Funds)	582,545	590,291	12,265,158	684,304
Actual Expenditures (All Funds)	480,404	506,017	5,566,307	N/A
Unexpended (All Funds)	102,141	84,274	6,698,851	N/A
Unexpended, by Fund:				
General Revenue	1,937	0	6,576,581	N/A
Federal	100,204	84,274	94,565	N/A
Other	0	0	27,705	N/A
	<b>(1), (2)</b>	<b>(1)</b>	<b>(1), (3)</b>	



\*Current Year restricted amount is as of August 1, 2022.

Reverted includes Governor's standard 3 percent reserve (when applicable).

Restricted includes any extraordinary expenditure restrictions (when applicable).

## **NOTES:**

(1) Lapse amount for Federal funds occurred as a result of lower collections to support spending authority.

(2) Unexpended general revenue is due to reduced fourth quarter allotments.

(3) In FY 22, Supplemental funding was received for the FY 22 Pay Plan and appropriational authority was placed in the Director's Office, which also caused an increase in expenditures. Lapse amount was unused amount of FY 22 Pay Plan due to vacancies.

**CORE RECONCILIATION DETAIL**

**DEPARTMENT OF MENTAL HEALTH  
DIRECTOR'S OFFICE**

**5. CORE RECONCILIATION DETAIL**

				<b>Budget Class</b>	<b>FTE</b>	<b>GR</b>	<b>Federal</b>	<b>Other</b>	<b>Total</b>	<b>Explanation</b>
<b>TAFP AFTER VETOES</b>										
				PS	7.82	542,762	82,410	0	625,172	
				EE	0.00	22,431	53,657	0	76,088	
				<b>Total</b>	<b>7.82</b>	<b>565,193</b>	<b>136,067</b>	<b>0</b>	<b>701,260</b>	
<b>DEPARTMENT CORE ADJUSTMENTS</b>										
1x Expenditures	10	2043	EE		0.00	(2,500)	0	0	(2,500)	Reduction of one-time funding for Operational Excellence Coordinator funding.
<b>NET DEPARTMENT CHANGES</b>					<b>0.00</b>	<b>(2,500)</b>	<b>0</b>	<b>0</b>	<b>(2,500)</b>	
<b>DEPARTMENT CORE REQUEST</b>										
				PS	7.82	542,762	82,410	0	625,172	
				EE	0.00	19,931	53,657	0	73,588	
				<b>Total</b>	<b>7.82</b>	<b>562,693</b>	<b>136,067</b>	<b>0</b>	<b>698,760</b>	
<b>GOVERNOR'S RECOMMENDED CORE</b>										
				PS	7.82	542,762	82,410	0	625,172	
				EE	0.00	19,931	53,657	0	73,588	
				<b>Total</b>	<b>7.82</b>	<b>562,693</b>	<b>136,067</b>	<b>0</b>	<b>698,760</b>	

## REPORT 9 - FY 2024 DEPARTMENT REQUEST

## DECISION ITEM SUMMARY

Budget Unit								
Decision Item	FY 2022	FY 2022	FY 2023	FY 2023	FY 2024	FY 2024	*****	*****
Budget Object Summary	ACTUAL	ACTUAL	BUDGET	BUDGET	DEPT REQ	DEPT REQ	SECURED	SECURED
Fund	DOLLAR	FTE	DOLLAR	FTE	DOLLAR	FTE	COLUMN	COLUMN
<b>DIRECTOR'S OFFICE</b>								
<b>CORE</b>								
PERSONAL SERVICES								
GENERAL REVENUE	434,557	3.37	542,762	6.97	542,762	6.97	0	0.00
DEPT MENTAL HEALTH	76,922	0.87	82,410	0.85	82,410	0.85	0	0.00
TOTAL - PS	511,479	4.24	625,172	7.82	625,172	7.82	0	0.00
EXPENSE & EQUIPMENT								
GENERAL REVENUE	9,844	0.00	22,431	0.00	19,931	0.00	0	0.00
DEPT MENTAL HEALTH	18,133	0.00	53,657	0.00	53,657	0.00	0	0.00
TOTAL - EE	27,977	0.00	76,088	0.00	73,588	0.00	0	0.00
<b>TOTAL</b>	<b>539,456</b>	<b>4.24</b>	<b>701,260</b>	<b>7.82</b>	<b>698,760</b>	<b>7.82</b>	<b>0</b>	<b>0.00</b>
<b>GRAND TOTAL</b>	<b>\$539,456</b>	<b>4.24</b>	<b>\$701,260</b>	<b>7.82</b>	<b>\$698,760</b>	<b>7.82</b>	<b>\$0</b>	<b>0.00</b>

REPORT 9 - FY 2024 DEPARTMENT REQUEST

DECISION ITEM SUMMARY

Budget Unit								
Decision Item	FY 2022	FY 2022	FY 2023	FY 2023	FY 2024	FY 2024	*****	*****
Budget Object Summary	ACTUAL	ACTUAL	BUDGET	BUDGET	DEPT REQ	DEPT REQ	SECURED	SECURED
Fund	DOLLAR	FTE	DOLLAR	FTE	DOLLAR	FTE	COLUMN	COLUMN
DMH PS								
CORE								
PERSONAL SERVICES								
GENERAL REVENUE	5,026,960	111.45	0	0.00	0	0.00	0	0.00
DEPT MENTAL HEALTH	881	0.01	0	0.00	0	0.00	0	0.00
HEALTH INITIATIVES	2,291	0.05	0	0.00	0	0.00	0	0.00
TOTAL - PS	5,030,132	111.51	0	0.00	0	0.00	0	0.00
TOTAL	5,030,132	111.51	0	0.00	0	0.00	0	0.00
GRAND TOTAL	\$5,030,132	111.51	\$0	0.00	\$0	0.00	\$0	0.00

# REPORT 10 - FY 2024 DEPARTMENT REQUEST

# DECISION ITEM DETAIL

Budget Unit	FY 2022	FY 2022	FY 2023	FY 2023	FY 2024	FY 2024	*****	*****
Decision Item	ACTUAL	ACTUAL	BUDGET	BUDGET	DEPT REQ	DEPT REQ	SECURED	SECURED
Budget Object Class	DOLLAR	FTE	DOLLAR	FTE	DOLLAR	FTE	COLUMN	COLUMN
<b>DIRECTOR'S OFFICE</b>								
<b>CORE</b>								
STATE DEPARTMENT DIRECTOR	166,679	1.05	162,707	1.00	172,176	1.00	0	0.00
DEPUTY STATE DEPT DIRECTOR	25,567	0.17	0	0.00	45,946	0.33	0	0.00
COMMISSION MEMBER	4,900	0.01	9,697	0.35	9,100	0.35	0	0.00
MEDICAL ADMINISTRATOR	147,399	0.49	221,068	1.07	158,898	0.50	0	0.00
SPECIAL ASST OFFICIAL & ADMSTR	60,431	0.58	38,541	0.40	43,487	0.43	0	0.00
SPECIAL ASST OFFICE & CLERICAL	53,776	0.88	78,264	4.10	79,215	3.38	0	0.00
PRINCIPAL ASST BOARD/COMMISSON	46,709	0.89	49,011	0.90	54,355	1.00	0	0.00
LEAD ADMIN SUPPORT ASSISTANT	6,018	0.17	446	0.00	0	0.00	0	0.00
SR BUSINESS PROJECT MANAGER	0	0.00	0	0.00	61,995	0.83	0	0.00
SENIOR RESEARCH/DATA ANALYST	0	0.00	65,410	0.00	0	0.00	0	0.00
LEAD AUDITOR	0	0.00	28	0.00	0	0.00	0	0.00
<b>TOTAL - PS</b>	<b>511,479</b>	<b>4.24</b>	<b>625,172</b>	<b>7.82</b>	<b>625,172</b>	<b>7.82</b>	<b>0</b>	<b>0.00</b>
TRAVEL, IN-STATE	4,515	0.00	9,259	0.00	9,259	0.00	0	0.00
TRAVEL, OUT-OF-STATE	3,652	0.00	2,100	0.00	2,100	0.00	0	0.00
SUPPLIES	2,705	0.00	5,192	0.00	4,720	0.00	0	0.00
PROFESSIONAL DEVELOPMENT	3,400	0.00	4,453	0.00	4,347	0.00	0	0.00
COMMUNICATION SERV & SUPP	3,897	0.00	9,593	0.00	9,065	0.00	0	0.00
PROFESSIONAL SERVICES	4,773	0.00	25,441	0.00	25,416	0.00	0	0.00
COMPUTER EQUIPMENT	0	0.00	9,500	0.00	8,136	0.00	0	0.00
OFFICE EQUIPMENT	2,491	0.00	1,000	0.00	1,000	0.00	0	0.00
OTHER EQUIPMENT	605	0.00	1,550	0.00	1,545	0.00	0	0.00
BUILDING LEASE PAYMENTS	0	0.00	100	0.00	100	0.00	0	0.00
MISCELLANEOUS EXPENSES	1,939	0.00	7,900	0.00	7,900	0.00	0	0.00
<b>TOTAL - EE</b>	<b>27,977</b>	<b>0.00</b>	<b>76,088</b>	<b>0.00</b>	<b>73,588</b>	<b>0.00</b>	<b>0</b>	<b>0.00</b>
<b>GRAND TOTAL</b>	<b>\$539,456</b>	<b>4.24</b>	<b>\$701,260</b>	<b>7.82</b>	<b>\$698,760</b>	<b>7.82</b>	<b>\$0</b>	<b>0.00</b>
<b>GENERAL REVENUE</b>	<b>\$444,401</b>	<b>3.37</b>	<b>\$565,193</b>	<b>6.97</b>	<b>\$562,693</b>	<b>6.97</b>		<b>0.00</b>
<b>FEDERAL FUNDS</b>	<b>\$95,055</b>	<b>0.87</b>	<b>\$136,067</b>	<b>0.85</b>	<b>\$136,067</b>	<b>0.85</b>		<b>0.00</b>
<b>OTHER FUNDS</b>	<b>\$0</b>	<b>0.00</b>	<b>\$0</b>	<b>0.00</b>	<b>\$0</b>	<b>0.00</b>		<b>0.00</b>

9/20/22 19:27

im\_didetail

## REPORT 10 - FY 2024 DEPARTMENT REQUEST

## DECISION ITEM DETAIL

Budget Unit	FY 2022	FY 2022	FY 2023	FY 2023	FY 2024	FY 2024	*****	*****
Decision Item	ACTUAL	ACTUAL	BUDGET	BUDGET	DEPT REQ	DEPT REQ	SECURED	SECURED
Budget Object Class	DOLLAR	FTE	DOLLAR	FTE	DOLLAR	FTE	COLUMN	COLUMN
<b>DMH PS</b>								
<b>CORE</b>								
DESIGNATED PRINCIPAL ASST DEPT	7,327	0.07	0	0.00	0	0.00	0	0.00
PROJECT SPECIALIST	845	0.02	0	0.00	0	0.00	0	0.00
PARALEGAL	1,605	0.03	0	0.00	0	0.00	0	0.00
INSTITUTION SUPERINTENDENT	13,523	0.13	0	0.00	0	0.00	0	0.00
PASTORAL COUNSELOR	2,723	0.05	0	0.00	0	0.00	0	0.00
LEGAL COUNSEL	13,586	0.13	0	0.00	0	0.00	0	0.00
CLIENT/PATIENT WORKER	521	0.01	0	0.00	0	0.00	0	0.00
OFFICE WORKER MISCELLANEOUS	6,540	0.19	0	0.00	0	0.00	0	0.00
DEPUTY GENERAL COUNSEL - DIV	12,000	0.13	0	0.00	0	0.00	0	0.00
PERSONNEL CONSULTANT	3,097	0.03	0	0.00	0	0.00	0	0.00
MANAGER	1,823	0.02	0	0.00	0	0.00	0	0.00
MISCELLANEOUS PROFESSIONAL	10,945	0.18	0	0.00	0	0.00	0	0.00
MISCELLANEOUS SUPERVISORY	603	0.01	0	0.00	0	0.00	0	0.00
DOMESTIC SERVICE WORKER	1,025	0.02	0	0.00	0	0.00	0	0.00
INSTRUCTOR	17	0.00	0	0.00	0	0.00	0	0.00
DENTIST	2,999	0.02	0	0.00	0	0.00	0	0.00
PSYCHIATRIST	126,876	0.53	0	0.00	0	0.00	0	0.00
STAFF PHYSICIAN	15,544	0.08	0	0.00	0	0.00	0	0.00
STAFF PHYSICIAN SPECIALIST	64,246	0.25	0	0.00	0	0.00	0	0.00
MEDICAL ADMINISTRATOR	11,955	0.04	0	0.00	0	0.00	0	0.00
SPECIAL ASST OFFICIAL & ADMSTR	81,295	0.82	0	0.00	0	0.00	0	0.00
SPECIAL ASST PROFESSIONAL	80,304	0.71	0	0.00	0	0.00	0	0.00
SPECIAL ASST OFFICE & CLERICAL	18,115	0.31	0	0.00	0	0.00	0	0.00
DIRECT CARE AIDE	162,292	3.90	0	0.00	0	0.00	0	0.00
LICENSED PRACTICAL NURSE	5,698	0.08	0	0.00	0	0.00	0	0.00
REGISTERED NURSE	50,985	0.55	0	0.00	0	0.00	0	0.00
NURSE CLINICIAN/PRACTITIONER	11,297	0.09	0	0.00	0	0.00	0	0.00
THERAPIST	757	0.01	0	0.00	0	0.00	0	0.00
PSYCHOLOGIST	1,000	0.01	0	0.00	0	0.00	0	0.00
REHABILITATION WORKER	702	0.02	0	0.00	0	0.00	0	0.00
HEALTH PROGRAM SPECIALIST	1,655	0.11	0	0.00	0	0.00	0	0.00
PHARMACIST	425	0.00	0	0.00	0	0.00	0	0.00

9/20/22 19:27

im\_didetail

# REPORT 10 - FY 2024 DEPARTMENT REQUEST

# DECISION ITEM DETAIL

Budget Unit	FY 2022	FY 2022	FY 2023	FY 2023	FY 2024	FY 2024	*****	*****
Decision Item	ACTUAL	ACTUAL	BUDGET	BUDGET	DEPT REQ	DEPT REQ	SECURED	SECURED
Budget Object Class	DOLLAR	FTE	DOLLAR	FTE	DOLLAR	FTE	COLUMN	COLUMN
<b>DMH PS</b>								
<b>CORE</b>								
SOCIAL SERVICES WORKER	1,067	0.02	0	0.00	0	0.00	0	0.00
INVESTIGATOR	2,195	0.03	0	0.00	0	0.00	0	0.00
SECURITY OFFICER	3,511	0.10	0	0.00	0	0.00	0	0.00
BEAUTICIAN	467	0.01	0	0.00	0	0.00	0	0.00
ADMINISTRATIVE SUPPORT CLERK	31,928	1.02	0	0.00	0	0.00	0	0.00
ADMIN SUPPORT ASSISTANT	91,675	2.78	0	0.00	0	0.00	0	0.00
LEAD ADMIN SUPPORT ASSISTANT	34,296	0.86	0	0.00	0	0.00	0	0.00
ADMIN SUPPORT PROFESSIONAL	3,728	0.08	0	0.00	0	0.00	0	0.00
ADMINISTRATIVE MANAGER	66,726	0.96	0	0.00	0	0.00	0	0.00
PROGRAM ASSISTANT	1,794	0.04	0	0.00	0	0.00	0	0.00
PROGRAM SPECIALIST	4,341	0.09	0	0.00	0	0.00	0	0.00
PROGRAM COORDINATOR	13,998	0.20	0	0.00	0	0.00	0	0.00
PROGRAM MANAGER	3,677	0.04	0	0.00	0	0.00	0	0.00
ASSOC RESEARCH/DATA ANALYST	201	0.01	0	0.00	0	0.00	0	0.00
RESEARCH/DATA ANALYST	2,076	0.04	0	0.00	0	0.00	0	0.00
STORES/WAREHOUSE ASSISTANT	11,430	0.36	0	0.00	0	0.00	0	0.00
STORES/WAREHOUSE ASSOCIATE	2,117	0.06	0	0.00	0	0.00	0	0.00
STORES/WAREHOUSE SUPERVISOR	4,136	0.10	0	0.00	0	0.00	0	0.00
ADDICTION COUNSELOR	1,250	0.03	0	0.00	0	0.00	0	0.00
BEHAVIOR ANALYST	6,477	0.08	0	0.00	0	0.00	0	0.00
BARBER/COSMETOLOGIST	1,410	0.04	0	0.00	0	0.00	0	0.00
BEHAVIORAL TECHNICIAN	17,635	0.45	0	0.00	0	0.00	0	0.00
SUPERVISING BEHAVIORAL TECH	1,398	0.04	0	0.00	0	0.00	0	0.00
DIETITIAN	2,288	0.04	0	0.00	0	0.00	0	0.00
DIETITIAN SUPERVISOR	2,389	0.04	0	0.00	0	0.00	0	0.00
DIETETIC COORDINATOR	702	0.01	0	0.00	0	0.00	0	0.00
DENTAL ASSISTANT	954	0.03	0	0.00	0	0.00	0	0.00
HEALTH INFORMATION TECHNICIAN	4,021	0.10	0	0.00	0	0.00	0	0.00
HEALTH INFO ADMINISTRATOR	6,866	0.13	0	0.00	0	0.00	0	0.00
LICENSED PRACTICAL NURSE	175,227	3.20	0	0.00	0	0.00	0	0.00
SR LICENSED PRACTICAL NURSE	7,517	0.13	0	0.00	0	0.00	0	0.00
REGISTERED NURSE	533,144	6.78	0	0.00	0	0.00	0	0.00

9/20/22 19:27

im\_didetail



## REPORT 10 - FY 2024 DEPARTMENT REQUEST

## DECISION ITEM DETAIL

Budget Unit	FY 2022	FY 2022	FY 2023	FY 2023	FY 2024	FY 2024	*****	*****
Decision Item	ACTUAL	ACTUAL	BUDGET	BUDGET	DEPT REQ	DEPT REQ	SECURED	SECURED
Budget Object Class	DOLLAR	FTE	DOLLAR	FTE	DOLLAR	FTE	COLUMN	COLUMN
<b>DMH PS</b>								
<b>CORE</b>								
REGISTERED NURSE SPEC/SPV	141,745	1.58	0	0.00	0	0.00	0	0.00
NURSE MANAGER	15,797	0.19	0	0.00	0	0.00	0	0.00
DIRECTOR OF NURSING	12,296	0.12	0	0.00	0	0.00	0	0.00
OCCUPATIONAL THERAPY ASSISTANT	756	0.02	0	0.00	0	0.00	0	0.00
COUNSELOR-IN-TRAINING	5,640	0.13	0	0.00	0	0.00	0	0.00
LIC PROFESSIONAL COUNSELOR	18,187	0.32	0	0.00	0	0.00	0	0.00
ASSOCIATE PSYCHOLOGIST	1,431	0.03	0	0.00	0	0.00	0	0.00
PSYCHOLOGIST	7,860	0.08	0	0.00	0	0.00	0	0.00
SENIOR PSYCHOLOGIST	25,011	0.29	0	0.00	0	0.00	0	0.00
QUALITY IMPROVEMENT SPECIALIST	12,503	0.25	0	0.00	0	0.00	0	0.00
QUALITY IMPROVEMENT MANAGER	5,783	0.08	0	0.00	0	0.00	0	0.00
THERAPEUTIC SERVICES WORKER	25,714	0.75	0	0.00	0	0.00	0	0.00
SR THERAPEUTIC SERVICES WORKER	8,772	0.23	0	0.00	0	0.00	0	0.00
RECREATION/MUSIC THERAPIST	17,020	0.42	0	0.00	0	0.00	0	0.00
RECREATION/MUSIC THERAPIST SPV	18,556	0.42	0	0.00	0	0.00	0	0.00
THERAPEUTIC SERVICES MANAGER	8,112	0.13	0	0.00	0	0.00	0	0.00
SUPPORT CARE ASSISTANT	1,319,709	40.84	0	0.00	0	0.00	0	0.00
SENIOR SUPPORT CARE ASSISTANT	273,159	7.32	0	0.00	0	0.00	0	0.00
SECURITY SUPPORT CARE ASST	265,031	6.87	0	0.00	0	0.00	0	0.00
SR SECURITY SUPPORT CARE ASST	60,971	1.42	0	0.00	0	0.00	0	0.00
SUPERVISING SUPPORT CARE ASST	107,204	2.63	0	0.00	0	0.00	0	0.00
SPV SECURITY SUPPORT CARE ASST	5,042	0.11	0	0.00	0	0.00	0	0.00
SUPPORT CARE PROFESSIONAL	69,470	1.51	0	0.00	0	0.00	0	0.00
TREATMENT SUPERVISOR	13,178	0.25	0	0.00	0	0.00	0	0.00
TREATMENT MANAGER	100,210	1.45	0	0.00	0	0.00	0	0.00
CLINICAL CASEWORKER	11,557	0.29	0	0.00	0	0.00	0	0.00
SENIOR CLINICAL CASEWORKER	44,689	0.90	0	0.00	0	0.00	0	0.00
LICENSED CLINICAL SOCIAL WKR	34,967	0.62	0	0.00	0	0.00	0	0.00
CLINICAL SOCIAL WORK SPV/SPEC	7,824	0.12	0	0.00	0	0.00	0	0.00
CLINICAL SOCIAL WORK MANAGER	6,530	0.08	0	0.00	0	0.00	0	0.00
CUSTODIAL ASSISTANT	34,875	1.09	0	0.00	0	0.00	0	0.00
CUSTODIAL WORKER	11,803	0.37	0	0.00	0	0.00	0	0.00

9/20/22 19:27

im\_didetail

## REPORT 10 - FY 2024 DEPARTMENT REQUEST

## DECISION ITEM DETAIL

Budget Unit	FY 2022	FY 2022	FY 2023	FY 2023	FY 2024	FY 2024	*****	*****
Decision Item	ACTUAL	ACTUAL	BUDGET	BUDGET	DEPT REQ	DEPT REQ	SECURED	SECURED
Budget Object Class	DOLLAR	FTE	DOLLAR	FTE	DOLLAR	FTE	COLUMN	COLUMN
<b>DMH PS</b>								
<b>CORE</b>								
CUSTODIAL SUPERVISOR	4,475	0.12	0	0.00	0	0.00	0	0.00
CUSTODIAL MANAGER	1,563	0.05	0	0.00	0	0.00	0	0.00
FOOD SERVICE ASSISTANT	40,871	1.25	0	0.00	0	0.00	0	0.00
FOOD SERVICE WORKER	21,473	0.67	0	0.00	0	0.00	0	0.00
FOOD SERVICE SUPERVISOR	8,081	0.22	0	0.00	0	0.00	0	0.00
FOOD SERVICE MANAGER	80	0.00	0	0.00	0	0.00	0	0.00
EDUCATION ASSISTANT	3,540	0.11	0	0.00	0	0.00	0	0.00
EDUCATOR	1,801	0.04	0	0.00	0	0.00	0	0.00
EDUCATION SPECIALIST	9,154	0.17	0	0.00	0	0.00	0	0.00
EDUCATION PROGRAM MANAGER	2,651	0.04	0	0.00	0	0.00	0	0.00
IN-SERVICE TRAINER	5,791	0.13	0	0.00	0	0.00	0	0.00
STAFF DEV TRAINING SPECIALIST	2,322	0.05	0	0.00	0	0.00	0	0.00
SR STAFF DEV TRAINING SPEC	2,539	0.04	0	0.00	0	0.00	0	0.00
AGENCY BUDGET SENIOR ANALYST	1,491	0.03	0	0.00	0	0.00	0	0.00
ACCOUNTS ASSISTANT	45,594	1.44	0	0.00	0	0.00	0	0.00
SENIOR ACCOUNTS ASSISTANT	1,422	0.04	0	0.00	0	0.00	0	0.00
ACCOUNTS SUPERVISOR	15,279	0.31	0	0.00	0	0.00	0	0.00
ACCOUNTANT	430	0.01	0	0.00	0	0.00	0	0.00
SENIOR ACCOUNTANT	1,566	0.02	0	0.00	0	0.00	0	0.00
ACCOUNTANT SUPERVISOR	3,243	0.04	0	0.00	0	0.00	0	0.00
ACCOUNTANT MANAGER	27,557	0.33	0	0.00	0	0.00	0	0.00
PROCUREMENT ASSOCIATE	15,852	0.46	0	0.00	0	0.00	0	0.00
HUMAN RESOURCES ASSISTANT	30,073	0.75	0	0.00	0	0.00	0	0.00
HUMAN RESOURCES GENERALIST	19,056	0.45	0	0.00	0	0.00	0	0.00
HUMAN RESOURCES SPECIALIST	13,850	0.25	0	0.00	0	0.00	0	0.00
HUMAN RESOURCES MANAGER	16,443	0.23	0	0.00	0	0.00	0	0.00
BENEFIT PROGRAM SPECIALIST	11,771	0.30	0	0.00	0	0.00	0	0.00
BENEFIT PROGRAM SR SPECIALIST	405	0.01	0	0.00	0	0.00	0	0.00
DEVL P DISABILITY SERVICE SPEC	8,196	0.16	0	0.00	0	0.00	0	0.00
DEVL P DISABILITY SERVICE SPV	49,716	1.00	0	0.00	0	0.00	0	0.00
ASSOCIATE SOCIAL SERVICES SPEC	14,377	0.35	0	0.00	0	0.00	0	0.00
SOCIAL SERVICES SPECIALIST	76,416	1.84	0	0.00	0	0.00	0	0.00

9/20/22 19:27

im\_didetail

# REPORT 10 - FY 2024 DEPARTMENT REQUEST

# DECISION ITEM DETAIL

Budget Unit	FY 2022	FY 2022	FY 2023	FY 2023	FY 2024	FY 2024	*****	*****
Decision Item	ACTUAL	ACTUAL	BUDGET	BUDGET	DEPT REQ	DEPT REQ	SECURED	SECURED
Budget Object Class	DOLLAR	FTE	DOLLAR	FTE	DOLLAR	FTE	COLUMN	COLUMN
<b>DMH PS</b>								
<b>CORE</b>								
SR SOCIAL SERVICES SPECIALIST	31,053	0.63	0	0.00	0	0.00	0	0.00
SOCIAL SVCS UNIT SUPERVISOR	15,379	0.29	0	0.00	0	0.00	0	0.00
REHABILITATION ASSOCIATE	2,829	0.08	0	0.00	0	0.00	0	0.00
REHABILITATION SPECIALIST	4,978	0.12	0	0.00	0	0.00	0	0.00
REHABILITATION COORDINATOR	2,017	0.04	0	0.00	0	0.00	0	0.00
LEGAL ASSISTANT	1,746	0.04	0	0.00	0	0.00	0	0.00
LABORATORY SUPPORT TECHNICIAN	1,459	0.05	0	0.00	0	0.00	0	0.00
SENIOR LABORATORY SUPPORT TECH	1,718	0.04	0	0.00	0	0.00	0	0.00
NON-COMMISSIONED INVESTIGATOR	2,173	0.05	0	0.00	0	0.00	0	0.00
SR NON-COMMISSION INVESTIGATOR	1,866	0.04	0	0.00	0	0.00	0	0.00
SECURITY OFFICER	36,196	1.12	0	0.00	0	0.00	0	0.00
ADVANCED SECURITY OFFICER	8,287	0.23	0	0.00	0	0.00	0	0.00
SECURITY SUPERVISOR	3,394	0.09	0	0.00	0	0.00	0	0.00
SECURITY MANAGER	2,367	0.04	0	0.00	0	0.00	0	0.00
SAFETY INSPECTOR	256	0.01	0	0.00	0	0.00	0	0.00
AUTOMOTIVE TECHNICIAN	3,678	0.09	0	0.00	0	0.00	0	0.00
DRIVER	6,406	0.20	0	0.00	0	0.00	0	0.00
MAINTENANCE/GROUNDS WORKER	1,300	0.04	0	0.00	0	0.00	0	0.00
MAINTENANCE/GROUNDS TECHNICIAN	60	0.00	0	0.00	0	0.00	0	0.00
SPECIALIZED TRADES WORKER	1,524	0.04	0	0.00	0	0.00	0	0.00
<b>TOTAL - PS</b>	<b>5,030,132</b>	<b>111.51</b>	<b>0</b>	<b>0.00</b>	<b>0</b>	<b>0.00</b>	<b>0</b>	<b>0.00</b>
<b>GRAND TOTAL</b>	<b>\$5,030,132</b>	<b>111.51</b>	<b>\$0</b>	<b>0.00</b>	<b>\$0</b>	<b>0.00</b>	<b>\$0</b>	<b>0.00</b>
<b>GENERAL REVENUE</b>	<b>\$5,026,960</b>	<b>111.45</b>	<b>\$0</b>	<b>0.00</b>	<b>\$0</b>	<b>0.00</b>		<b>0.00</b>
<b>FEDERAL FUNDS</b>	<b>\$881</b>	<b>0.01</b>	<b>\$0</b>	<b>0.00</b>	<b>\$0</b>	<b>0.00</b>		<b>0.00</b>
<b>OTHER FUNDS</b>	<b>\$2,291</b>	<b>0.05</b>	<b>\$0</b>	<b>0.00</b>	<b>\$0</b>	<b>0.00</b>		<b>0.00</b>

9/20/22 19:27

im\_didetail

## PROGRAM DESCRIPTION

Department: Mental Health

HB Section(s): 10.005

Program Name: Administration (Director's Office)

Program is found in the following core budget(s): Director's Office

### 1a. What strategic priority does this program address?

The Department of Mental Health (DMH) will focus efforts on modernizing aspects of Missouri's mental health system, enhancing service delivery models and improving total health-physical, mental and emotional well-being of all Missourians.

### 1b. What does this program do?

The Office of Director, with the advice of the Mental Health Commission, is responsible for the overall operations of the Department of Mental Health, its two clinical divisions and their facilities, one administrative division, support offices, and central office. The director's duties include planning, supervising, and evaluating the provision of mental health services for Missourians with mental disorders, developmental disabilities, and substance use disorders.

The Director's Office has a leadership role in the department's efforts to establish state policies, standards, and outcomes for state programs that affect mental health. The Director's Office is active in the development of policies and standards in MO HealthNet and insurance as these relate to the population served by the department. The Department of Mental Health works with other agencies to define target populations, develop interagency agreements, needed legislation, and interagency funding strategies in collaboration with local entities and consumers.

The Mental Health Commission, composed of seven members, appoints the director of the Department of Mental Health with confirmation by the state Senate. Commissioners are appointed to four-year terms by the Governor, also confirmed by the Senate. The commissioners serve as principal policy advisers to the department director.

The Commission, by law, must include an advocate of community mental health services, a physician who is an expert in the treatment of mental illness, a physician concerned with developmental disabilities, a member with business expertise, an advocate of substance use disorder treatment, a citizen who represents the interests of consumers of psychiatric services, and a citizen who represents the interests of consumers of developmental disabilities services.

### 2a. Provide an activity measure(s) for the program.

Clients/Individuals Served					
Division	FY 2019	FY 2020	FY 2021	FY 2022	FY 2023 Proj.
ADA	64,243	59,530	57,705	60,176	60,176
CPS	82,648	84,581	84,808	79,585	79,585
DD	39,220	40,097	40,130	40,895	40,895

### 2b. Provide a measure(s) of the program's quality.

N/A

## PROGRAM DESCRIPTION

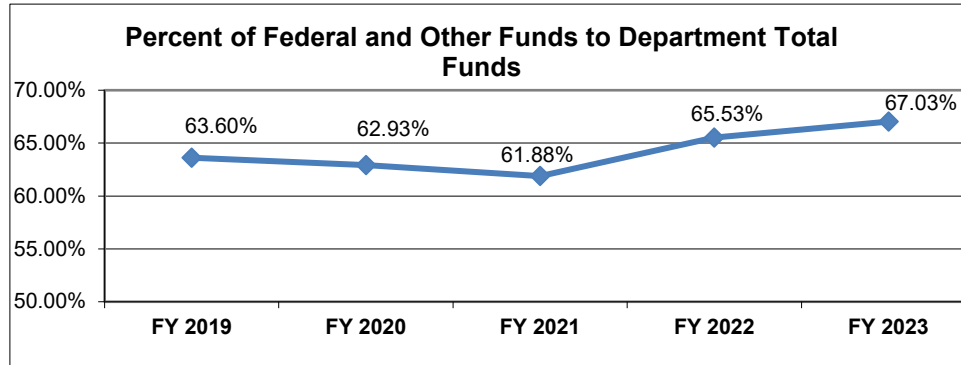
Department: Mental Health

HB Section(s): 10.005

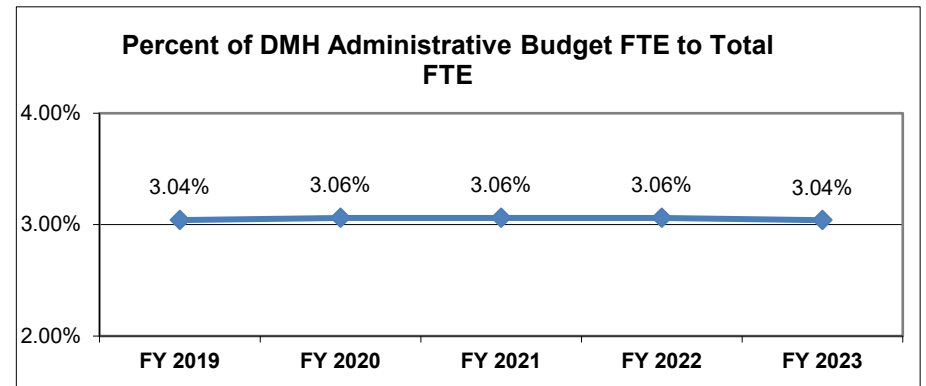
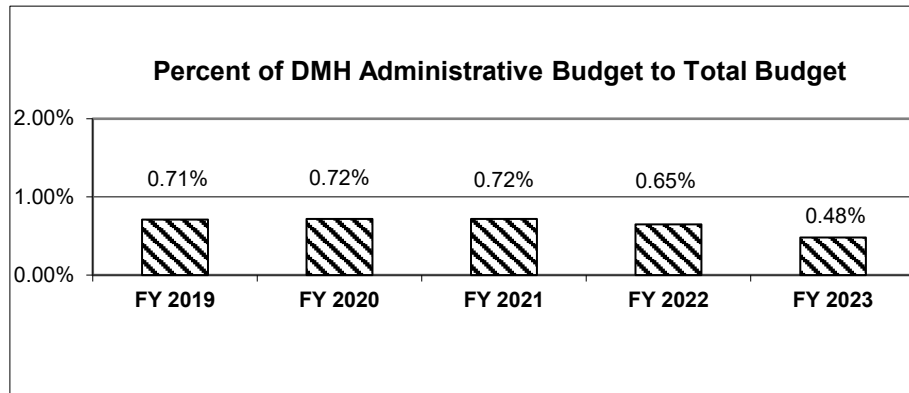
Program Name: Administration (Director's Office)

Program is found in the following core budget(s): Director's Office

2c. Provide a measure(s) of the program's impact.



2d. Provide a measure(s) of the program's efficiency.



### PROGRAM DESCRIPTION

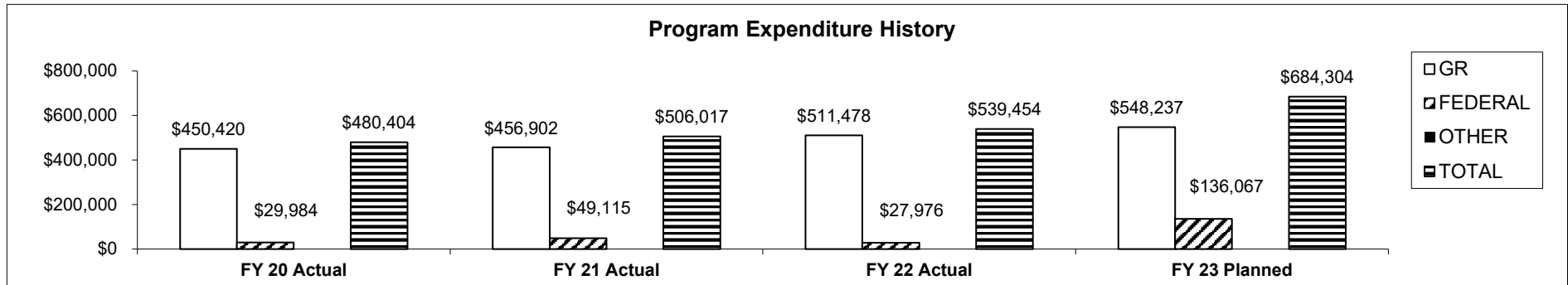
Department: Mental Health

HB Section(s): 10.005

Program Name: Administration (Director's Office)

Program is found in the following core budget(s): Director's Office

3. Provide actual expenditures for the prior three fiscal years and planned expenditures for the current fiscal year. (Note: Amounts do not include fringe benefit costs.)



4. What are the sources of the "Other " funds?

Not applicable.

5. What is the authorization for this program, i.e., federal or state statute, etc.? (Include the federal program number, if applicable.)

Sections 630.015, 630.020, and 630.025, RSMo.

6. Are there federal matching requirements? If yes, please explain.

No.

7. Is this a federally mandated program? If yes, please explain.

No.

# Overtime





## CORE DECISION ITEM

<b>Department:</b> <u>Mental Health</u> <b>Division:</b> <u>Office of Director</u> <b>Core:</b> <u>Overtime</u>	<b>Budget Unit</b> <u>65106C</u> <b>HB Section</b> <u>10.010</u>
-----------------------------------------------------------------------------------------------------------------------	---------------------------------------------------------------------

**1. CORE FINANCIAL SUMMARY**

FY 2024 Budget Request					FY 2024 Governor's Recommendation				
	GR	Federal	Other	Total		GR	Federal	Other	Total
<b>PS</b>	1,232,918	0	0	1,232,918	<b>PS</b>	0	0	0	0
<b>EE</b>	0	0	0	0	<b>EE</b>	0	0	0	0
<b>PSD</b>	0	0	0	0	<b>PSD</b>	0	0	0	0
<b>TRF</b>	0	0	0	0	<b>TRF</b>	0	0	0	0
<b>Total</b>	1,232,918	0	0	1,232,918	<b>Total</b>	0	0	0	0
<b>FTE</b>	0.00	0.00	0.00	0.00	<b>FTE</b>	0.00	0.00	0.00	0.00

<b>Est. Fringe</b>	449,768	0	0	449,768
--------------------	---------	---	---	---------

*Note: Fringes budgeted in House Bill 5 except for certain fringes budgeted directly to MoDOT, Highway Patrol, and Conservation.*

Other Funds:        None.

**2. CORE DESCRIPTION**

Senate Bill 367, passed in the 2005 legislative session, allows employees providing direct client care in state institutions that are operated 24 hours per day, 7 days per week to request payment in lieu of compensatory time off. These requests may be made and must be paid each month. This includes federal, state, and holiday time.

In FY 2008, a departmentwide overtime pool was created for greater flexibility across all facilities to meet the legislative requirements for overtime pay. To ensure payments are made as required, one-half of the new funding received in FY 2007 in each direct facility appropriation was reallocated into this new departmentwide HB Section.

**3. PROGRAM LISTING (list programs included in this core funding)**

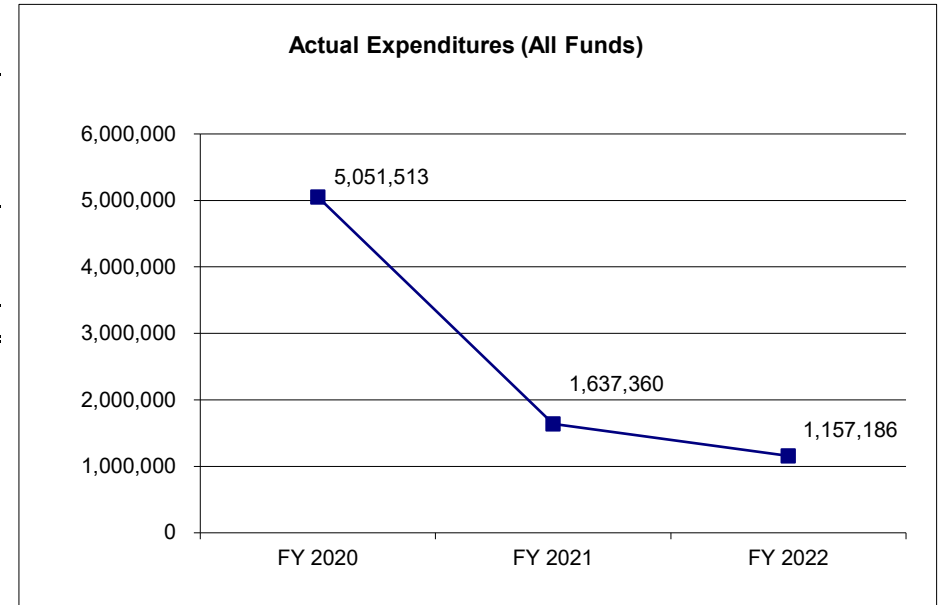
Not applicable.

# **CORE DECISION ITEM**

<b>Department:</b>	<b>Mental Health</b>	<b>Budget Unit</b>	<b>65106C</b>
<b>Division:</b>	<b>Office of Director</b>		
<b>Core:</b>	<b>Overtime</b>	<b>HB Section</b>	<b>10.010</b>

## **4. FINANCIAL HISTORY**

	<b>FY 2020 Actual</b>	<b>FY 2021 Actual</b>	<b>FY 2022 Actual</b>	<b>FY 2023 Current Yr.</b>
Appropriation (All Funds)	5,051,544	1,637,360	1,157,186	1,232,918
Less Reverted (All Funds)	0	0	0	0
Less Restricted (All Funds)*	0	0	0	0
Budget Authority (All Funds)	5,051,544	1,637,360	1,157,186	1,232,918
Actual Expenditures (All Funds)	5,051,513	1,637,360	1,157,186	N/A
Unexpended (All Funds)	31	0	0	N/A
Unexpended, by Fund:				
General Revenue	31	0	0	N/A
Federal	0	0	0	N/A
Other	0	0	0	N/A
	<b>(1)</b>	<b>(1)</b>		



\*Current Year restricted amount is as of August 1, 2022.

Reverted includes Governor's standard 3 percent reserve (when applicable).  
 Restricted includes any extraordinary expenditure restrictions (when applicable).

### **NOTES:**

(1) Supplemental funding was appropriated during the fiscal year which increased the total appropriation.

---

**CORE RECONCILIATION DETAIL**

---

**DEPARTMENT OF MENTAL HEALTH  
OVERTIME PAY PS**

---

**5. CORE RECONCILIATION DETAIL**

---

	<b>Budget Class</b>	<b>FTE</b>	<b>GR</b>	<b>Federal</b>	<b>Other</b>	<b>Total</b>	<b>Explanation</b>
<b>TAFP AFTER VETOES</b>							
	PS	0.00	1,232,918	0	0	1,232,918	
	<b>Total</b>	<b>0.00</b>	<b>1,232,918</b>	<b>0</b>	<b>0</b>	<b>1,232,918</b>	
<b>DEPARTMENT CORE REQUEST</b>							
	PS	0.00	1,232,918	0	0	1,232,918	
	<b>Total</b>	<b>0.00</b>	<b>1,232,918</b>	<b>0</b>	<b>0</b>	<b>1,232,918</b>	
<b>GOVERNOR'S RECOMMENDED CORE</b>							
	PS	0.00	1,232,918	0	0	1,232,918	
	<b>Total</b>	<b>0.00</b>	<b>1,232,918</b>	<b>0</b>	<b>0</b>	<b>1,232,918</b>	

REPORT 9 - FY 2024 DEPARTMENT REQUEST

DECISION ITEM SUMMARY

Budget Unit								
Decision Item	FY 2022	FY 2022	FY 2023	FY 2023	FY 2024	FY 2024	*****	*****
Budget Object Summary	ACTUAL	ACTUAL	BUDGET	BUDGET	DEPT REQ	DEPT REQ	SECURED	SECURED
Fund	DOLLAR	FTE	DOLLAR	FTE	DOLLAR	FTE	COLUMN	COLUMN
OVERTIME PAY PS								
CORE								
PERSONAL SERVICES								
GENERAL REVENUE	1,157,184	30.99	1,232,918	0.00	1,232,918	0.00	0	0.00
TOTAL - PS	1,157,184	30.99	1,232,918	0.00	1,232,918	0.00	0	0.00
TOTAL	1,157,184	30.99	1,232,918	0.00	1,232,918	0.00	0	0.00
GRAND TOTAL	\$1,157,184	30.99	\$1,232,918	0.00	\$1,232,918	0.00	\$0	0.00

# REPORT 10 - FY 2024 DEPARTMENT REQUEST

# DECISION ITEM DETAIL

Budget Unit	FY 2022	FY 2022	FY 2023	FY 2023	FY 2024	FY 2024	*****	*****
Decision Item	ACTUAL	ACTUAL	BUDGET	BUDGET	DEPT REQ	DEPT REQ	SECURED	SECURED
Budget Object Class	DOLLAR	FTE	DOLLAR	FTE	DOLLAR	FTE	COLUMN	COLUMN
<b>OVERTIME PAY PS</b>								
<b>CORE</b>								
PASTORAL COUNSELOR	1,358	0.02	0	0.00	0	0.00	0	0.00
DOMESTIC SERVICE WORKER	129	0.01	0	0.00	0	0.00	0	0.00
SPECIAL ASST PROFESSIONAL	24,356	0.25	0	0.00	0	0.00	0	0.00
DIRECT CARE AIDE	2,632	0.08	0	0.00	0	0.00	0	0.00
THERAPIST	643	0.01	0	0.00	0	0.00	0	0.00
ADMINISTRATIVE SUPPORT CLERK	4,956	0.19	0	0.00	0	0.00	0	0.00
ADMIN SUPPORT ASSISTANT	15,683	0.53	0	0.00	0	0.00	0	0.00
LEAD ADMIN SUPPORT ASSISTANT	5,053	0.16	0	0.00	0	0.00	0	0.00
ADMIN SUPPORT PROFESSIONAL	1,504	0.03	0	0.00	0	0.00	0	0.00
STORES/WAREHOUSE ASSISTANT	3,431	0.12	0	0.00	0	0.00	0	0.00
STORES/WAREHOUSE ASSOCIATE	4,461	0.14	0	0.00	0	0.00	0	0.00
STORES/WAREHOUSE SUPERVISOR	1,800	0.05	0	0.00	0	0.00	0	0.00
ADDICTION COUNSELOR	862	0.02	0	0.00	0	0.00	0	0.00
BEHAVIORAL TECHNICIAN	2,910	0.10	0	0.00	0	0.00	0	0.00
SUPERVISING BEHAVIORAL TECH	634	0.02	0	0.00	0	0.00	0	0.00
DIETITIAN	2,233	0.04	0	0.00	0	0.00	0	0.00
DENTAL ASSISTANT	322	0.01	0	0.00	0	0.00	0	0.00
HEALTH INFORMATION TECHNICIAN	293	0.01	0	0.00	0	0.00	0	0.00
LICENSED PRACTICAL NURSE	33,615	0.73	0	0.00	0	0.00	0	0.00
SR LICENSED PRACTICAL NURSE	128	0.00	0	0.00	0	0.00	0	0.00
REGISTERED NURSE	215,669	3.29	0	0.00	0	0.00	0	0.00
REGISTERED NURSE SPEC/SPV	16,030	0.22	0	0.00	0	0.00	0	0.00
NURSE MANAGER	3,158	0.04	0	0.00	0	0.00	0	0.00
DIRECTOR OF NURSING	5,362	0.06	0	0.00	0	0.00	0	0.00
COUNSELOR-IN-TRAINING	145	0.00	0	0.00	0	0.00	0	0.00
LIC PROFESSIONAL COUNSELOR	33	0.00	0	0.00	0	0.00	0	0.00
THERAPEUTIC SERVICES WORKER	2,169	0.08	0	0.00	0	0.00	0	0.00
SR THERAPEUTIC SERVICES WORKER	205	0.01	0	0.00	0	0.00	0	0.00
RECREATION/MUSIC THERAPIST	4,687	0.12	0	0.00	0	0.00	0	0.00
RECREATION/MUSIC THERAPIST SPV	90	0.00	0	0.00	0	0.00	0	0.00
SUPPORT CARE ASSISTANT	154,817	5.83	0	0.00	0	0.00	0	0.00
SENIOR SUPPORT CARE ASSISTANT	51,748	1.74	0	0.00	0	0.00	0	0.00

9/20/22 19:27

im\_didetail

## REPORT 10 - FY 2024 DEPARTMENT REQUEST

## DECISION ITEM DETAIL

Budget Unit	FY 2022	FY 2022	FY 2023	FY 2023	FY 2024	FY 2024	*****	*****
Decision Item	ACTUAL	ACTUAL	BUDGET	BUDGET	DEPT REQ	DEPT REQ	SECURED	SECURED
Budget Object Class	DOLLAR	FTE	DOLLAR	FTE	DOLLAR	FTE	COLUMN	COLUMN
<b>OVERTIME PAY PS</b>								
<b>CORE</b>								
SECURITY SUPPORT CARE ASST	393,335	11.14	0	0.00	0	0.00	0	0.00
SR SECURITY SUPPORT CARE ASST	104,918	2.73	0	0.00	0	0.00	0	0.00
SUPERVISING SUPPORT CARE ASST	8,160	0.25	0	0.00	0	0.00	0	0.00
SPV SECURITY SUPPORT CARE ASST	5,941	0.14	0	0.00	0	0.00	0	0.00
SUPPORT CARE PROFESSIONAL	2,689	0.07	0	0.00	0	0.00	0	0.00
TREATMENT MANAGER	1,302	0.02	0	0.00	0	0.00	0	0.00
CLINICAL CASEWORKER	535	0.01	0	0.00	0	0.00	0	0.00
SENIOR CLINICAL CASEWORKER	253	0.01	0	0.00	0	0.00	0	0.00
LICENSED CLINICAL SOCIAL WKR	1,378	0.02	0	0.00	0	0.00	0	0.00
CUSTODIAL ASSISTANT	4,678	0.19	0	0.00	0	0.00	0	0.00
CUSTODIAL WORKER	2,757	0.11	0	0.00	0	0.00	0	0.00
CUSTODIAL SUPERVISOR	667	0.02	0	0.00	0	0.00	0	0.00
FOOD SERVICE ASSISTANT	19,386	0.78	0	0.00	0	0.00	0	0.00
FOOD SERVICE WORKER	9,294	0.37	0	0.00	0	0.00	0	0.00
FOOD SERVICE SUPERVISOR	7,632	0.24	0	0.00	0	0.00	0	0.00
FOOD SERVICE MANAGER	2,801	0.07	0	0.00	0	0.00	0	0.00
EDUCATION SPECIALIST	293	0.01	0	0.00	0	0.00	0	0.00
LIBRARY MANAGER	818	0.02	0	0.00	0	0.00	0	0.00
IN-SERVICE TRAINER	258	0.01	0	0.00	0	0.00	0	0.00
STAFF DEV TRAINING SPECIALIST	123	0.00	0	0.00	0	0.00	0	0.00
ACCOUNTS ASSISTANT	1,393	0.05	0	0.00	0	0.00	0	0.00
ACCOUNTS SUPERVISOR	477	0.01	0	0.00	0	0.00	0	0.00
ACCOUNTANT	376	0.01	0	0.00	0	0.00	0	0.00
HUMAN RESOURCES ASSISTANT	1,634	0.05	0	0.00	0	0.00	0	0.00
HUMAN RESOURCES GENERALIST	3,014	0.07	0	0.00	0	0.00	0	0.00
BENEFIT PROGRAM SPECIALIST	136	0.00	0	0.00	0	0.00	0	0.00
REHABILITATION ASSOCIATE	128	0.00	0	0.00	0	0.00	0	0.00
REHABILITATION SPECIALIST	418	0.01	0	0.00	0	0.00	0	0.00
SR REHABILITATION SPECIALIST	648	0.01	0	0.00	0	0.00	0	0.00
LABORATORY SUPPORT TECHNICIAN	202	0.01	0	0.00	0	0.00	0	0.00
NON-COMMISSIONED INVESTIGATOR	314	0.01	0	0.00	0	0.00	0	0.00
SR NON-COMMISSION INVESTIGATOR	45	0.00	0	0.00	0	0.00	0	0.00

9/20/22 19:27

im\_didetail

# REPORT 10 - FY 2024 DEPARTMENT REQUEST

# DECISION ITEM DETAIL

Budget Unit	FY 2022	FY 2022	FY 2023	FY 2023	FY 2024	FY 2024	*****	*****
Decision Item	ACTUAL	ACTUAL	BUDGET	BUDGET	DEPT REQ	DEPT REQ	SECURED	SECURED
Budget Object Class	DOLLAR	FTE	DOLLAR	FTE	DOLLAR	FTE	COLUMN	COLUMN
<b>OVERTIME PAY PS</b>								
<b>CORE</b>								
SECURITY OFFICER	12,060	0.41	0	0.00	0	0.00	0	0.00
ADVANCED SECURITY OFFICER	1,118	0.03	0	0.00	0	0.00	0	0.00
SECURITY SUPERVISOR	2,325	0.06	0	0.00	0	0.00	0	0.00
SECURITY MANAGER	592	0.01	0	0.00	0	0.00	0	0.00
AUTOMOTIVE TECHNICIAN	9	0.00	0	0.00	0	0.00	0	0.00
DRIVER	2,751	0.10	0	0.00	0	0.00	0	0.00
MAINTENANCE/GROUNDS WORKER	390	0.01	0	0.00	0	0.00	0	0.00
SPECIALIZED TRADES WORKER	820	0.02	0	0.00	0	0.00	0	0.00
OTHER	0	0.00	1,232,918	0.00	1,232,918	0.00	0	0.00
<b>TOTAL - PS</b>	<b>1,157,184</b>	<b>30.99</b>	<b>1,232,918</b>	<b>0.00</b>	<b>1,232,918</b>	<b>0.00</b>	<b>0</b>	<b>0.00</b>
<b>GRAND TOTAL</b>	<b>\$1,157,184</b>	<b>30.99</b>	<b>\$1,232,918</b>	<b>0.00</b>	<b>\$1,232,918</b>	<b>0.00</b>	<b>\$0</b>	<b>0.00</b>
<b>GENERAL REVENUE</b>	<b>\$1,157,184</b>	<b>30.99</b>	<b>\$1,232,918</b>	<b>0.00</b>	<b>\$1,232,918</b>	<b>0.00</b>		<b>0.00</b>
<b>FEDERAL FUNDS</b>	<b>\$0</b>	<b>0.00</b>	<b>\$0</b>	<b>0.00</b>	<b>\$0</b>	<b>0.00</b>		<b>0.00</b>
<b>OTHER FUNDS</b>	<b>\$0</b>	<b>0.00</b>	<b>\$0</b>	<b>0.00</b>	<b>\$0</b>	<b>0.00</b>		<b>0.00</b>





# **Operational Support**



## CORE DECISION ITEM

<b>Department:</b>	<b>Mental Health</b>	<b>Budget Unit</b>	<b>65107C</b>
<b>Division:</b>	<b>Office of Director</b>		
<b>Core:</b>	<b>Operational Support</b>	<b>HB Section</b>	<b>10.015</b>

### 1. CORE FINANCIAL SUMMARY

	FY 2024 Budget Request			
	GR	Federal	Other	Total
PS	5,936,437	1,116,226	0	7,052,663
EE	357,683	787,227	0	1,144,910
PSD	3,490,000	0	0	3,490,000
TRF	0	0	0	0
<b>Total</b>	<b>9,784,120</b>	<b>1,903,453</b>	<b>0</b>	<b>11,687,573</b>
<b>FTE</b>	<b>107.65</b>	<b>18.90</b>	<b>0.00</b>	<b>126.55</b>

<b>Est. Fringe</b>	3,843,445	701,775	0	4,545,220
--------------------	-----------	---------	---	-----------

*Note: Fringes budgeted in House Bill 5 except for certain fringes budgeted directly to MoDOT, Highway Patrol, and Conservation.*

Other Funds: None.

	FY 2024 Governor's Recommendation			
	GR	Federal	Other	Total
PS	0	0	0	0
EE	0	0	0	0
PSD	0	0	0	0
TRF	0	0	0	0
<b>Total</b>	<b>0</b>	<b>0</b>	<b>0</b>	<b>0</b>
<b>FTE</b>	<b>0.00</b>	<b>0.00</b>	<b>0.00</b>	<b>0.00</b>

<b>Est. Fringe</b>	0	0	0	0
--------------------	---	---	---	---

*Note: Fringes budgeted in House Bill 5 except for certain fringes budgeted directly to MoDOT, Highway Patrol, and Conservation.*

Other Funds:

### 2. CORE DESCRIPTION

Operational Support responsibilities include a wide range of administrative and financial services. This core funding includes the following offices and obligations: Administration, Human Resources, Public Affairs/Legislative Liaison, Audit Services, General Counsel, Constituent Services, Disaster Services, Investigations, Children's System of Care, Trauma Services, Deaf Services & Cultural Competency, and Department Overhead expenses.

### 3. PROGRAM LISTING (list programs included in this core funding)

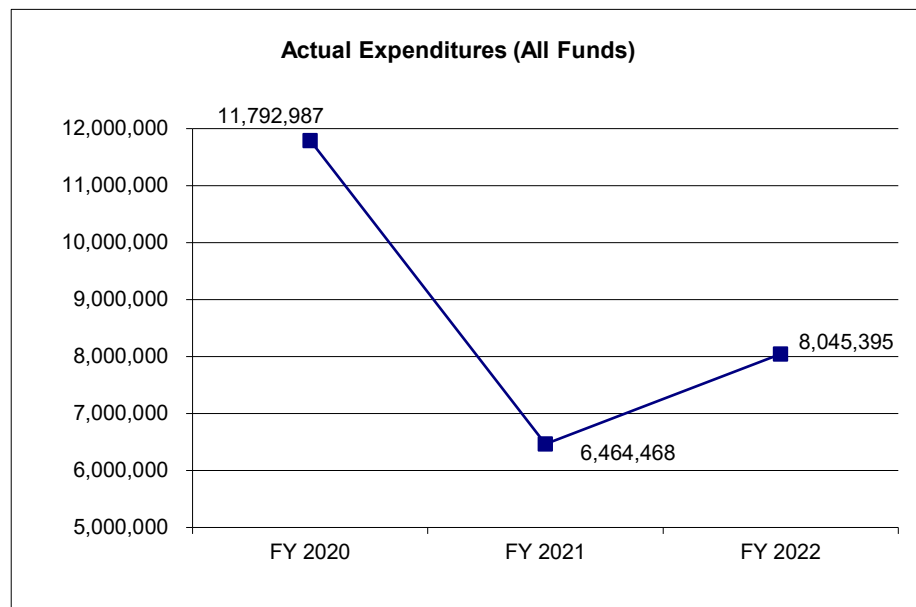
Administration - Operational Support

# CORE DECISION ITEM

Department:	Mental Health	Budget Unit	65107C
Division:	Office of Director		
Core:	Operational Support	HB Section	10.015

## 4. FINANCIAL HISTORY

	FY 2020 Actual	FY 2021 Actual	FY 2022 Actual	FY 2023 Current Yr.
Appropriation (All Funds)	24,516,352	15,338,782	11,222,681	11,691,573
Less Reverted (All Funds)	(169,088)	(159,577)	(281,630)	(293,523)
Less Restricted (All Funds)*	0	0	0	0
Budget Authority (All Funds)	24,347,264	15,179,205	10,941,051	11,398,050
Actual Expenditures (All Funds)	11,792,987	6,464,468	8,045,395	N/A
Unexpended (All Funds)	12,554,277	8,714,737	2,895,656	N/A
Unexpended, by Fund:				
General Revenue	8,290,074	0	2,661,509	N/A
Federal	4,264,203	8,714,737	234,147	N/A
Other	0	0	0	N/A
	(1), (2), (3)	(1), (3)	(1), (4)	



\*Current Year restricted amount is as of August 1, 2022.

Reverted includes Governor's standard 3 percent reserve (when applicable).

Restricted includes any extraordinary expenditure restrictions (when applicable).

### NOTES:

(1) Lapse amount for Federal funds occurred as a result of lower collections to support spending authority.

(2) \$115,072 unexpended general revenue is due to reduced fourth quarter allotments.

(3) FY 2020 increase in authority due to addition of Pandemic Stipend. Unexpended Pandemic Stipend funds in FY 2020 (\$8,175,000 GR and \$4,070,736 Federal Funds) and FY 2021 (\$8,175,000 Federal Funds) are due to the use of Federal COVID-19 Relief Fund in lieu of DMH funding.

(4) FY 2022 appropriation increased to procure and implement an electronic health record system for use in all of the department's hospitals and facilities. The Pandemic Stipend was reduced from core for the FY 2022 budget. Unexpended Electronic Health Records (EHR) funds (\$2,661,509 GR) are due to the timing of procurement and implementation of the system.

## CORE RECONCILIATION DETAIL

### DEPARTMENT OF MENTAL HEALTH OPERATIONAL SUPPORT

#### 5. CORE RECONCILIATION DETAIL

				Budget Class	FTE	GR	Federal	Other	Total	Explanation
<b>TAFP AFTER VETOES</b>										
				PS	126.55	5,936,437	1,116,226	0	7,052,663	
				EE	0.00	357,683	791,227	0	1,148,910	
				PD	0.00	3,490,000	0	0	3,490,000	
				<b>Total</b>	<b>126.55</b>	<b>9,784,120</b>	<b>1,907,453</b>	<b>0</b>	<b>11,691,573</b>	
<b>DEPARTMENT CORE ADJUSTMENTS</b>										
Core Reallocation	16	5312	EE		0.00	0	(4,000)	0	(4,000)	Reallocation of Housing E&E in Operational Support to Division of Behavioral Health Treatment Services E&E.
Core Reallocation	259	5311	PS		(0.00)	0	0	0	(0)	
Core Reallocation	259	5307	PS		0.00	0	0	0	0	
Core Reallocation	471	8203	EE		0.00	3,400,000	0	0	3,400,000	Reallocation of Electronic Health Record funds in Operational Support from Program Distributions to E&E needed to support system.
Core Reallocation	471	8203	PD		0.00	(3,400,000)	0	0	(3,400,000)	Reallocation of Electronic Health Record funds in Operational Support from Program Distributions to E&E needed to support system.
<b>NET DEPARTMENT CHANGES</b>					<b>0.00</b>	<b>0</b>	<b>(4,000)</b>	<b>0</b>	<b>(4,000)</b>	
<b>DEPARTMENT CORE REQUEST</b>										
				PS	126.55	5,936,437	1,116,226	0	7,052,663	
				EE	0.00	3,757,683	787,227	0	4,544,910	

---

**CORE RECONCILIATION DETAIL**

---

**DEPARTMENT OF MENTAL HEALTH  
OPERATIONAL SUPPORT**

---

**5. CORE RECONCILIATION DETAIL**

---

	Budget Class	FTE	GR	Federal	Other	Total	Explanation
<hr/>							
DEPARTMENT CORE REQUEST	PD	0.00	90,000	0	0	90,000	
	<b>Total</b>	<b>126.55</b>	<b>9,784,120</b>	<b>1,903,453</b>	<b>0</b>	<b>11,687,573</b>	
<hr/>							
GOVERNOR'S RECOMMENDED CORE	PS	126.55	5,936,437	1,116,226	0	7,052,663	
	EE	0.00	3,757,683	787,227	0	4,544,910	
	PD	0.00	90,000	0	0	90,000	
	<b>Total</b>	<b>126.55</b>	<b>9,784,120</b>	<b>1,903,453</b>	<b>0</b>	<b>11,687,573</b>	
<hr/>							

## REPORT 9 - FY 2024 DEPARTMENT REQUEST

## DECISION ITEM SUMMARY

Budget Unit								
Decision Item	FY 2022	FY 2022	FY 2023	FY 2023	FY 2024	FY 2024	*****	*****
Budget Object Summary	ACTUAL	ACTUAL	BUDGET	BUDGET	DEPT REQ	DEPT REQ	SECURED	SECURED
Fund	DOLLAR	FTE	DOLLAR	FTE	DOLLAR	FTE	COLUMN	COLUMN
<b>OPERATIONAL SUPPORT</b>								
<b>CORE</b>								
PERSONAL SERVICES								
GENERAL REVENUE	4,879,947	87.16	5,936,437	107.65	5,936,437	107.65	0	0.00
DEPT MENTAL HEALTH	997,347	17.81	1,116,226	18.90	1,116,226	18.90	0	0.00
TOTAL - PS	5,877,294	104.97	7,052,663	126.55	7,052,663	126.55	0	0.00
EXPENSE & EQUIPMENT								
GENERAL REVENUE	1,564,572	0.00	357,683	0.00	3,757,683	0.00	0	0.00
DEPT MENTAL HEALTH	603,531	0.00	791,227	0.00	787,227	0.00	0	0.00
TOTAL - EE	2,168,103	0.00	1,148,910	0.00	4,544,910	0.00	0	0.00
PROGRAM-SPECIFIC								
GENERAL REVENUE	0	0.00	3,490,000	0.00	90,000	0.00	0	0.00
TOTAL - PD	0	0.00	3,490,000	0.00	90,000	0.00	0	0.00
<b>TOTAL</b>	<b>8,045,397</b>	<b>104.97</b>	<b>11,691,573</b>	<b>126.55</b>	<b>11,687,573</b>	<b>126.55</b>	<b>0</b>	<b>0.00</b>
<b>GRAND TOTAL</b>	<b>\$8,045,397</b>	<b>104.97</b>	<b>\$11,691,573</b>	<b>126.55</b>	<b>\$11,687,573</b>	<b>126.55</b>	<b>\$0</b>	<b>0.00</b>

9/20/22 19:26

im\_disummary

## FLEXIBILITY REQUEST FORM

<b>BUDGET UNIT NUMBER:</b> 65107C <b>BUDGET UNIT NAME:</b> Operational Support <b>HOUSE BILL SECTION:</b> 10.015	<b>DEPARTMENT:</b> DEPARTMENT OF MENTAL HEALTH <b>DIVISION:</b> DIRECTOR'S OFFICE
<b>1. Provide the amount by fund of personal service flexibility and the amount by fund of expense and equipment flexibility you are requesting in dollar and percentage terms and explain why the flexibility is needed. If flexibility is being requested among divisions, provide the amount by fund of flexibility you are requesting in dollar and percentage terms and explain why the flexibility is needed.</b>	
<b>DEPARTMENT REQUEST</b>	
<b>OPERATIONAL SUPPORT:</b> Fifteen percent (15%) flexibility is allowed between personal service to expense and equipment.	
<b>ELECTRONIC MEDICAL RECORD SYSTEM INITIATIVE/HEALTH CARE TECHNOLOGY:</b> Thirty percent (30%) flexibility is allowed between personal service and/or expense and equipment and/or program distributions.	
<b>2. Estimate how much flexibility will be used for the budget year. How much flexibility was used in the Prior Year Budget and the Current Year Budget? Please specify the amount.</b>	
<b>PRIOR YEAR ACTUAL AMOUNT OF FLEXIBILITY USED</b>	<b>CURRENT YEAR ESTIMATED AMOUNT OF FLEXIBILITY THAT WILL BE USED</b>
None used.	Flexibility usage is difficult to estimate at this time.
<b>3. Please explain how flexibility was used in the prior and/or current years.</b>	
<b>PRIOR YEAR EXPLAIN ACTUAL USE</b>	<b>CURRENT YEAR EXPLAIN PLANNED USE</b>
None used.	None used.



## REPORT 10 - FY 2024 DEPARTMENT REQUEST

## DECISION ITEM DETAIL

Budget Unit	FY 2022	FY 2022	FY 2023	FY 2023	FY 2024	FY 2024	*****	*****
Decision Item	ACTUAL	ACTUAL	BUDGET	BUDGET	DEPT REQ	DEPT REQ	SECURED	SECURED
Budget Object Class	DOLLAR	FTE	DOLLAR	FTE	DOLLAR	FTE	COLUMN	COLUMN
<b>OPERATIONAL SUPPORT</b>								
<b>CORE</b>								
DEPUTY STATE DEPT DIRECTOR	62,230	0.60	65,184	0.60	27,172	0.25	0	0.00
DESIGNATED PRINCIPAL ASST DEPT	179,754	1.77	216,720	2.14	241,678	2.29	0	0.00
DIVISION DIRECTOR	122,677	1.01	127,887	1.00	127,888	1.00	0	0.00
ADMINISTRATIVE ASSISTANT	0	0.00	0	0.00	37,128	0.49	0	0.00
ASSOCIATE COUNSEL	413,446	5.79	480,787	6.37	519,436	6.54	0	0.00
PROJECT SPECIALIST	16,914	0.40	439,295	5.13	426,382	6.50	0	0.00
PARALEGAL	48,863	0.89	62,955	1.09	60,000	1.00	0	0.00
LEGAL COUNSEL	89,993	0.88	108,684	1.00	120,000	1.00	0	0.00
HEARINGS OFFICER	24,863	0.40	67,575	1.00	35,000	0.50	0	0.00
CLIENT/PATIENT WORKER	0	0.00	0	0.00	2,500	0.05	0	0.00
DEPUTY GENERAL COUNSEL - DIV	4,000	0.04	0	0.00	98,000	1.00	0	0.00
MISCELLANEOUS PROFESSIONAL	62,202	1.07	19,409	8.80	127,731	10.23	0	0.00
MISCELLANEOUS ADMINISTRATIVE	0	0.00	0	0.00	57,647	0.50	0	0.00
SPECIAL ASST OFFICIAL & ADMSTR	395,190	5.26	519,474	6.94	382,280	4.56	0	0.00
SPECIAL ASST PROFESSIONAL	184,599	2.54	79,546	1.00	450,546	6.90	0	0.00
SPECIAL ASST OFFICE & CLERICAL	168,035	3.22	154,947	3.00	176,225	3.29	0	0.00
ADMINISTRATIVE SUPPORT CLERK	0	0.00	26,525	1.00	20,167	1.00	0	0.00
ADMIN SUPPORT ASSISTANT	144,130	4.71	176,802	5.00	164,927	5.00	0	0.00
LEAD ADMIN SUPPORT ASSISTANT	70,917	2.00	79,372	2.00	75,076	2.00	0	0.00
ADMIN SUPPORT PROFESSIONAL	116,705	2.78	136,673	3.00	134,645	3.00	0	0.00
SR BUSINESS PROJECT MANAGER	0	0.00	0	0.00	13,005	0.17	0	0.00
PROGRAM SPECIALIST	32,479	0.68	34,082	0.68	48,192	1.00	0	0.00
PROGRAM COORDINATOR	129,100	2.00	137,481	2.00	102,858	1.25	0	0.00
PROGRAM MANAGER	0	0.00	0	0.00	86,513	1.02	0	0.00
RESEARCH/DATA ANALYST	57,040	1.00	109,752	1.95	91,188	2.00	0	0.00
STORES/WAREHOUSE ASSOCIATE	33,209	1.00	35,063	1.00	35,319	1.00	0	0.00
AGENCY BUDGET SENIOR ANALYST	155,385	2.88	169,518	3.00	78,404	1.31	0	0.00
ACCOUNTS CLERK	33,209	1.00	34,674	1.00	35,319	1.00	0	0.00
ACCOUNTANT	206,420	4.78	309,952	7.23	91,059	2.76	0	0.00
INTERMEDIATE ACCOUNTANT	335,411	6.17	355,281	6.00	377,863	6.50	0	0.00
ACCOUNTANT SUPERVISOR	293,458	3.96	312,004	4.08	237,372	3.05	0	0.00
ACCOUNTANT MANAGER	68,550	0.77	90,773	1.00	46,390	0.50	0	0.00

9/20/22 19:27

im\_didetail

# REPORT 10 - FY 2024 DEPARTMENT REQUEST

# DECISION ITEM DETAIL

Budget Unit	FY 2022	FY 2022	FY 2023	FY 2023	FY 2024	FY 2024	*****	*****
Decision Item	ACTUAL	ACTUAL	BUDGET	BUDGET	DEPT REQ	DEPT REQ	SECURED	SECURED
Budget Object Class	DOLLAR	FTE	DOLLAR	FTE	DOLLAR	FTE	COLUMN	COLUMN
<b>OPERATIONAL SUPPORT</b>								
<b>CORE</b>								
LEAD AUDITOR	155,683	2.93	171,907	3.08	113,615	2.00	0	0.00
AUDITOR SUPERVISOR	64,424	1.00	67,363	1.00	67,362	1.00	0	0.00
AUDITOR MANAGER	70,903	1.02	72,821	1.00	72,821	1.00	0	0.00
PROCUREMENT ANALYST	38,881	1.00	47,328	1.00	47,333	1.00	0	0.00
PROCUREMENT SPECIALIST	52,342	1.00	54,922	1.00	54,922	1.00	0	0.00
PROCUREMENT SUPERVISOR	10,570	0.17	63,362	1.00	63,421	1.00	0	0.00
PROCUREMENT MANAGER	73,941	1.00	77,587	1.00	47,731	0.55	0	0.00
HUMAN RESOURCES GENERALIST	85,208	2.00	92,848	2.00	31,780	0.55	0	0.00
HUMAN RESOURCES SPECIALIST	80,931	1.44	68,971	1.16	109,594	1.90	0	0.00
HUMAN RESOURCES MANAGER	41,271	0.50	87,040	1.14	0	(0.00)	0	0.00
LEGAL ASSISTANT	38,425	0.90	39,904	0.89	61,869	1.09	0	0.00
SR NON-COMMISSION INVESTIGATOR	1,108,710	24.61	1,193,682	25.48	1,199,595	26.80	0	0.00
NON-COMMSSN INVESTIGATOR SPV	352,802	5.90	401,681	6.00	379,656	6.00	0	0.00
INVESTIGATIONS MANAGER	224,637	2.90	230,297	2.79	243,326	3.00	0	0.00
DRIVER	29,787	1.00	32,535	1.00	31,728	1.00	0	0.00
<b>TOTAL - PS</b>	<b>5,877,294</b>	<b>104.97</b>	<b>7,052,663</b>	<b>126.55</b>	<b>7,052,663</b>	<b>126.55</b>	<b>0</b>	<b>0.00</b>
TRAVEL, IN-STATE	86,729	0.00	173,804	0.00	169,248	0.00	0	0.00
TRAVEL, OUT-OF-STATE	3,079	0.00	2,093	0.00	2,082	0.00	0	0.00
SUPPLIES	192,632	0.00	154,026	0.00	453,786	0.00	0	0.00
PROFESSIONAL DEVELOPMENT	14,537	0.00	35,027	0.00	34,880	0.00	0	0.00
COMMUNICATION SERV & SUPP	70,818	0.00	131,880	0.00	131,542	0.00	0	0.00
PROFESSIONAL SERVICES	1,024,307	0.00	513,345	0.00	2,515,130	0.00	0	0.00
HOUSEKEEPING & JANITORIAL SERV	0	0.00	13,000	0.00	13,000	0.00	0	0.00
M&R SERVICES	89,522	0.00	62,500	0.00	162,237	0.00	0	0.00
COMPUTER EQUIPMENT	486,259	0.00	0	0.00	700,000	0.00	0	0.00
OFFICE EQUIPMENT	4,923	0.00	10,572	0.00	10,521	0.00	0	0.00
OTHER EQUIPMENT	174,299	0.00	38,136	0.00	337,982	0.00	0	0.00
BUILDING LEASE PAYMENTS	0	0.00	500	0.00	499	0.00	0	0.00
EQUIPMENT RENTALS & LEASES	0	0.00	200	0.00	199	0.00	0	0.00
MISCELLANEOUS EXPENSES	20,998	0.00	13,827	0.00	13,804	0.00	0	0.00
<b>TOTAL - EE</b>	<b>2,168,103</b>	<b>0.00</b>	<b>1,148,910</b>	<b>0.00</b>	<b>4,544,910</b>	<b>0.00</b>	<b>0</b>	<b>0.00</b>

9/20/22 19:27

im\_didetail

REPORT 10 - FY 2024 DEPARTMENT REQUEST

DECISION ITEM DETAIL

Budget Unit	FY 2022	FY 2022	FY 2023	FY 2023	FY 2024	FY 2024	*****	*****
Decision Item	ACTUAL	ACTUAL	BUDGET	BUDGET	DEPT REQ	DEPT REQ	SECURED	SECURED
Budget Object Class	DOLLAR	FTE	DOLLAR	FTE	DOLLAR	FTE	COLUMN	COLUMN
OPERATIONAL SUPPORT								
CORE								
PROGRAM DISTRIBUTIONS	0	0.00	3,490,000	0.00	90,000	0.00	0	0.00
TOTAL - PD	0	0.00	3,490,000	0.00	90,000	0.00	0	0.00
GRAND TOTAL	\$8,045,397	104.97	\$11,691,573	126.55	\$11,687,573	126.55	\$0	0.00
GENERAL REVENUE	\$6,444,519	87.16	\$9,784,120	107.65	\$9,784,120	107.65		0.00
FEDERAL FUNDS	\$1,600,878	17.81	\$1,907,453	18.90	\$1,903,453	18.90		0.00
OTHER FUNDS	\$0	0.00	\$0	0.00	\$0	0.00		0.00

## PROGRAM DESCRIPTION

**Department:** Mental Health

**HB Section(s):** 10.015

**Program Name:** Administration (Operational Support)

**Program is found in the following core budget(s):** Operational Support

### 1a. What strategic priority does this program address?

The Department of Mental Health (DMH) will focus efforts on modernizing aspects of Missouri's mental health system, enhancing service delivery models and improving total health-physical, mental and emotional well-being of all Missourians.

### 1b. What does this program do?

The Operational Support core budget includes the following offices and obligations:

**Office of Public Affairs/Legislative Liaison** supports the efforts of the program divisions to reduce stigma and raise awareness in the community about mental illness, substance use disorders, and developmental disabilities. This is achieved through education activities and media relations. The Legislative Liaison is responsible for the review and analysis of state and federal legislation that pertains to services provided by the Department of Mental Health. The Office monitors the progress of bills and other legislative activities, and provides legislative information to internal and external stakeholders.

**Office of Disaster Services** conducts planning and development activities to support a coordinated mental health response for Missourians in disaster situations. The office oversees the "Show Me Hope" program, a free crisis counseling program in response to federally declared disasters sponsored by the Federal Emergency Management Agency (FEMA) and the Substance Abuse and Mental Health Services Administration (SAMHSA).

**Office of the Department Deputy Director** - Sections reporting to the Department Deputy Director include **Deaf Services** which provides direction and assistance in providing necessary services to hearing impaired consumers; **Constituent Services** which represents consumers and family viewpoints in decision and policy development and ensures client rights are not violated; and the **Investigations Unit** which is responsible for conducting abuse and neglect investigations.

**Trauma Services** focuses on preventing and responding to staff-involved critical incidents to reduce workplace trauma exposure, improve quality of care and retain and recruit the mental health workforce. Services include, but are not limited to implementation of MO Well-Being Playbook for state operated facilities and regional offices, developing resilience and wellness programming, inventory and expansion of evidence-based approaches, trauma literacy, establishing system-wide committee to further implement policy, procedure and practice changes consistent with trauma informed care.

**Human Resources** is responsible for personnel recruitment and retention, employee benefits, employee grievance resolutions, workers compensation and union relations.

**Office of Equity and Inclusion** is responsible for developing and providing training and learning opportunities for all levels of the department, reviewing policies and practices from an equity lens, creating safe spaces for courageous conversations and advising the department on equitable hiring, retaining and promoting practices.

**General Counsel** is responsible for handling legal opinions and interpretations, providing legal representation for the department, developing rules and department operating regulations and conducting administrative hearings related to actions taken by the department's administrators.

**PROGRAM DESCRIPTION**

Department: **Mental Health**

HB Section(s): **10.015**

Program Name: **Administration (Operational Support)**

Program is found in the following core budget(s): **Operational Support**

**1b. What does this program do? (Continued.)**

**Children's System of Care** supports DMH by leveraging the efforts of multiple agencies and organizations, within and without the DMH structure, to meet the needs of the children served by the Department. It brings together decision makers who can offer a range of supports to an individual and/or family based on the concept that lasting, positive mental health involves a more holistic approach than the clinical services offered through DMH can offer by themselves.

**Division of Administrative Services** is responsible for processing accounts payable for Central Office, financial management, reporting and control, budget development and budget control, central office general services, fleet management, procurement and contract management, revenue maximization, MO HealthNet, Medicare and other revenue billings and collections.

Operational Support core includes funding for procurement and implementation of an Electronic Health Records (EHR) System. The EHR will be used in all of the department's hospitals and facilities.

**2a. Provide an activity measure(s) for the program.**

Clients/Individuals Served					
Division	FY 2019	FY 2020	FY 2021	FY 2022	FY 2023 Proj.
SUD	64,243	59,530	57,705	60,176	60,176
MH	82,648	84,581	84,808	79,585	79,585
DD	39,220	40,097	40,130	40,895	40,895

**2b. Provide a measure(s) of the program's quality.**

N/A

## PROGRAM DESCRIPTION

Department: Mental Health

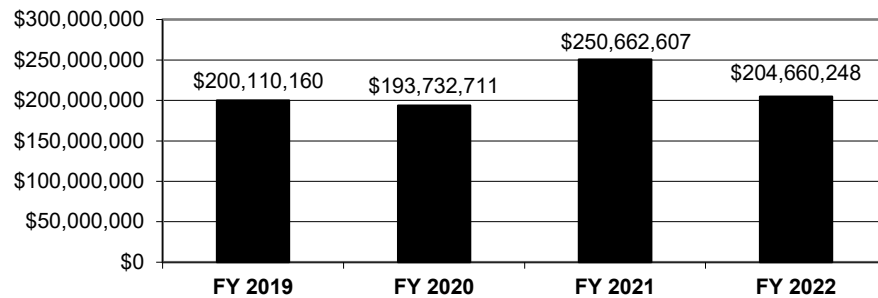
HB Section(s): 10.015

Program Name: Administration (Operational Support)

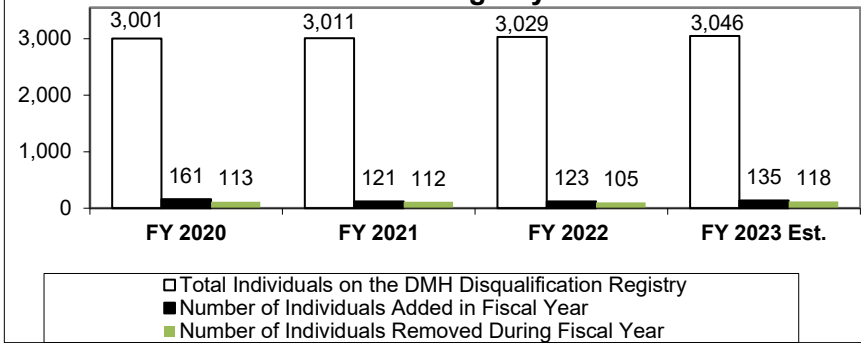
Program is found in the following core budget(s): Operational Support

2c. Provide a measure(s) of the program's impact.

**DMH collections deposited to State GR**



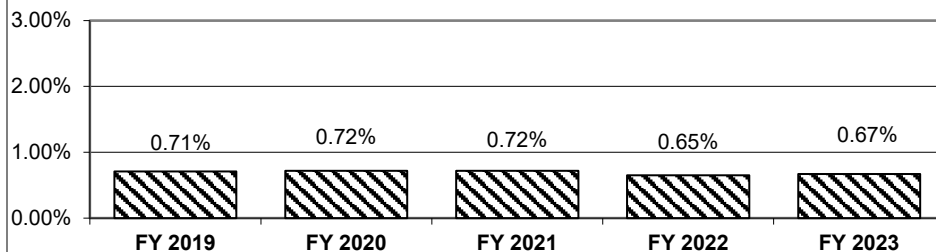
**Number of Individuals on the DMH Disqualification Registry**



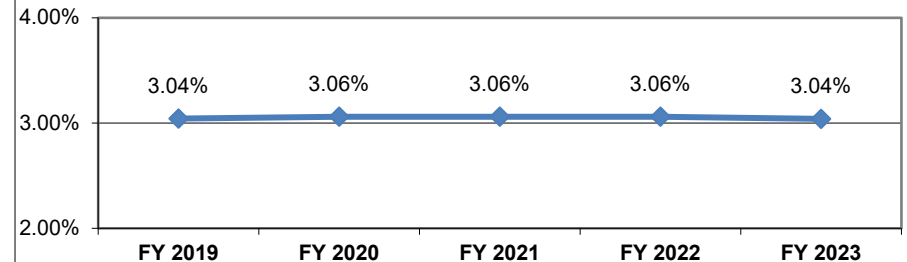
Note: Due to new individuals being added to the list and a number of individuals being removed from the list, the overall total will fluctuate.

2d. Provide a measure(s) of the program's efficiency.

**Percent of DMH Administrative Budget to Total Budget**



**Percent of DMH Administrative Budget FTE to Total FTE**



## PROGRAM DESCRIPTION

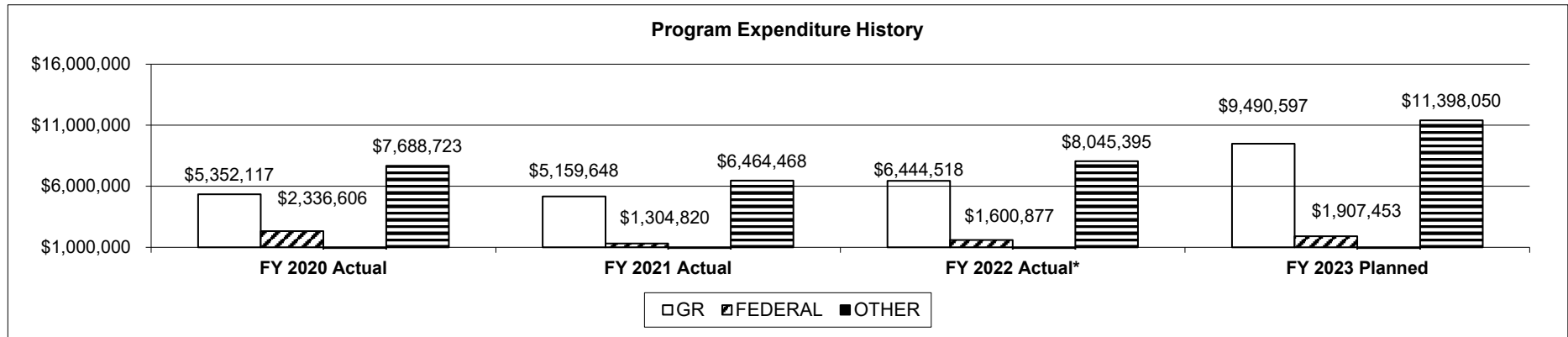
Department: Mental Health

HB Section(s): 10.015

Program Name: Administration (Operational Support)

Program is found in the following core budget(s): Operational Support

**3. Provide actual expenditures for the prior three fiscal years and planned expenditures for the current fiscal year. (Note: Amounts do not include fringe benefit costs.)**



\* Beginning in FY 22, \$4M funding was included for procurement and implementation of an Electronic Health Records (EHR) System, used in all of the department's hospitals and facilities.

**4. What are the sources of the "Other " funds?**

Not applicable.

**5. What is the authorization for this program, i.e., federal or state statute, etc.? (Include the federal program number, if applicable.)**

Sections 630.015 and 630.020, RSMo.

**6. Are there federal matching requirements? If yes, please explain.**

Yes. Match dollars are required to draw down federal administrative earnings.

**7. Is this a federally mandated program? If yes, please explain.**

HIPAA is mandated by Federal law. Forensic client transfer and conditional release revocation hearings and Developmental Disabilities (DD) service eligibility hearings are mandated by Federal consent decree.





# COVID-19 Grants



## CORE DECISION ITEM

<b>Department:</b>	<b>Mental Health</b>	<b>Budget Unit</b>	<b>65118C &amp; 65119C</b>
<b>Division:</b>	<b>Office of Director</b>		
<b>Core:</b>	<b>COVID-19 Grants</b>	<b>HB Section</b>	<b>10.020</b>

### 1. CORE FINANCIAL SUMMARY

FY 2024 Budget Request					FY 2024 Governor's Recommendation				
	GR	Federal	Other	Total		GR	Federal	Other	Total
PS	0	0	0	0	PS	0	0	0	0
EE	0	0	0	0	EE	0	0	0	0
PSD	0	0	0	0	PSD	0	0	0	0
TRF	0	0	0	0	TRF	0	0	0	0
<b>Total</b>	<b>0</b>	<b>0</b>	<b>0</b>	<b>0</b>	<b>Total</b>	<b>0</b>	<b>0</b>	<b>0</b>	<b>0</b>
<b>FTE</b>	<b>0.00</b>	<b>0.00</b>	<b>0.00</b>	<b>0.00</b>	<b>FTE</b>	<b>0.00</b>	<b>0.00</b>	<b>0.00</b>	<b>0.00</b>
<b>Est. Fringe</b>	<b>0</b>	<b>0</b>	<b>0</b>	<b>0</b>	<b>Est. Fringe</b>	<b>0</b>	<b>0</b>	<b>0</b>	<b>0</b>
<i>Note: Fringes budgeted in House Bill 5 except for certain fringes budgeted directly to MoDOT, Highway Patrol, and Conservation.</i>					<i>Note: Fringes budgeted in House Bill 5 except for certain fringes budgeted directly to MoDOT, Highway Patrol, and Conservation.</i>				

Other Funds: None.

Other Funds:

### 2. CORE DESCRIPTION

This core item includes federal grant funding the department received as part of the federal government's response to the COVID-19 pandemic.

The Emergency SAMHSA COVID-19 Grant funding addresses the needs of individuals with mental health and substance use disorders (co-occurring disorders) impacted by the COVID-19 pandemic. The program enhances Missouri's delivery of direct treatment services through telehealth and will focus on meeting the needs of healthcare professionals who need mental health care due to COVID-19. The effective dates for the grant are 4/20/20 - 5/31/23 with a no-cost extension.

The COVID-19 Crisis Counseling Grant funds crisis counseling services through Community Mental Health Centers when there is a Presidential Disaster Declaration. All Missouri counties are eligible for these services because of a statewide disaster declaration due to COVID-19. The effective dates for the grant are 9/15/20 - 3/14/22.

**Funding was core reduced due to the grants expiring.**

# **CORE DECISION ITEM**

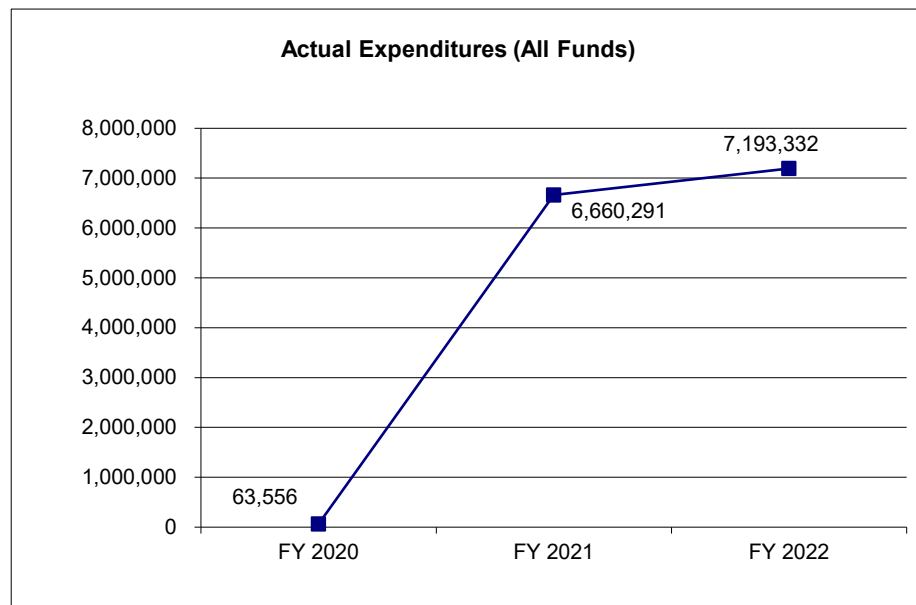
<b>Department:</b>	<b>Mental Health</b>	<b>Budget Unit</b>	<b>65118C &amp; 65119C</b>
<b>Division:</b>	<b>Office of Director</b>		
<b>Core:</b>	<b>COVID-19 Grants</b>	<b>HB Section</b>	<b>10.020</b>

## **3. PROGRAM LISTING (list programs included in this core funding)**

Not applicable.

## **4. FINANCIAL HISTORY**

	<b>FY 2020 Actual</b>	<b>FY 2021 Actual</b>	<b>FY 2022 Actual</b>	<b>FY 2023 Current Yr.</b>
Appropriation (All Funds)	2,000,000	22,000,000	13,843,165	6,290,032
Less Reverted (All Funds)	0	0	0	0
Less Restricted (All Funds)*	0	0	0	0
Budget Authority (All Funds)	2,000,000	22,000,000	13,843,165	6,290,032
Actual Expenditures (All Funds)	63,556	6,660,291	7,193,332	N/A
Unexpended (All Funds)	1,936,444	15,339,709	6,649,833	N/A
Unexpended, by Fund:				
General Revenue	0	0	0	N/A
Federal	1,936,444	15,339,709	6,649,833	N/A
Other	0	0	0	N/A
	<b>(1)</b>	<b>(2)</b>	<b>(3)</b>	<b>(4)</b>



\*Current Year restricted amount is as of August 1, 2022.

Reverted includes Governor's standard 3 percent reserve (when applicable).

Restricted includes any extraordinary expenditure restrictions (when applicable).

### **NOTES:**

(1) The SAMHSA COVID-19 grant of \$2,000,000 was awarded 4/16/2020 and the grant period is 4/20/2020 – 5/31/23.

(2) FY 21 appropriation includes the \$2,000,000 SAMHSA COVID-19 grant and the \$20,000,000 COVID-19 Crisis Counseling grant. FY 21 lapse is due to COVID-19 challenges (staffing/billing/travel), narrow diagnostic criteria and eligibility, and consumer engagement struggles.

(3) FY 22 appropriation includes remaining authority after past spending, extensions, and pay plan.

(4) FY 23 appropriation includes remaining authority after past spending, extensions, and pay plan.

**CORE RECONCILIATION DETAIL**

**DEPARTMENT OF MENTAL HEALTH  
COVID CRISIS COUNSELING**

**5. CORE RECONCILIATION DETAIL**

				<b>Budget Class</b>	<b>FTE</b>	<b>GR</b>	<b>Federal</b>	<b>Other</b>	<b>Total</b>	<b>Explanation</b>
<b>TAFP AFTER VETOES</b>										
				PS	2.50	0	90,032	0	90,032	
				EE	0.00	0	5,000,000	0	5,000,000	
				<b>Total</b>	<b>2.50</b>	<b>0</b>	<b>5,090,032</b>	<b>0</b>	<b>5,090,032</b>	
<b>DEPARTMENT CORE ADJUSTMENTS</b>										
Core Reduction	173	6890		PS	(2.50)	0	(90,032)	0	(90,032)	Reduction of COVID Crisis Counseling funding due to grant expiring in FY 23.
Core Reduction	173	6891		EE	0.00	0	(5,000,000)	0	(5,000,000)	Reduction of COVID Crisis Counseling funding due to grant expiring in FY 23.
<b>NET DEPARTMENT CHANGES</b>					<b>(2.50)</b>	<b>0</b>	<b>(5,090,032)</b>	<b>0</b>	<b>(5,090,032)</b>	
<b>DEPARTMENT CORE REQUEST</b>										
				PS	0.00	0	0	0	0	
				EE	0.00	0	0	0	0	
				<b>Total</b>	<b>0.00</b>	<b>0</b>	<b>0</b>	<b>0</b>	<b>0</b>	
<b>GOVERNOR'S RECOMMENDED CORE</b>										
				PS	0.00	0	0	0	0	
				EE	0.00	0	0	0	0	
				<b>Total</b>	<b>0.00</b>	<b>0</b>	<b>0</b>	<b>0</b>	<b>0</b>	

**CORE RECONCILIATION DETAIL**

**DEPARTMENT OF MENTAL HEALTH  
SAMHSA COVID-19 GRANT**

**5. CORE RECONCILIATION DETAIL**

				<b>Budget Class</b>	<b>FTE</b>	<b>GR</b>	<b>Federal</b>	<b>Other</b>	<b>Total</b>	<b>Explanation</b>
<b>TAFP AFTER VETOES</b>				PD	0.00	0	1,200,000	0	1,200,000	
<b>Total</b>					<b>0.00</b>	<b>0</b>	<b>1,200,000</b>	<b>0</b>	<b>1,200,000</b>	
<b>DEPARTMENT CORE ADJUSTMENTS</b>										
Core Reduction	174	6876	PD		0.00	0	(1,200,000)	0	(1,200,000)	Reduction of SAMHSA COVID-19 Grant funding due to grant expiring in FY 23.
<b>NET DEPARTMENT CHANGES</b>					<b>0.00</b>	<b>0</b>	<b>(1,200,000)</b>	<b>0</b>	<b>(1,200,000)</b>	
<b>DEPARTMENT CORE REQUEST</b>										
				PD	0.00	0	0	0	0	
<b>Total</b>					<b>0.00</b>	<b>0</b>	<b>0</b>	<b>0</b>	<b>0</b>	
<b>GOVERNOR'S RECOMMENDED CORE</b>										
				PD	0.00	0	0	0	0	
<b>Total</b>					<b>0.00</b>	<b>0</b>	<b>0</b>	<b>0</b>	<b>0</b>	

## REPORT 9 - FY 2024 DEPARTMENT REQUEST

## DECISION ITEM SUMMARY

Budget Unit								
Decision Item	FY 2022	FY 2022	FY 2023	FY 2023	FY 2024	FY 2024	*****	*****
Budget Object Summary	ACTUAL	ACTUAL	BUDGET	BUDGET	DEPT REQ	DEPT REQ	SECURED	SECURED
Fund	DOLLAR	FTE	DOLLAR	FTE	DOLLAR	FTE	COLUMN	COLUMN
<b>COVID CRISIS COUNSELING</b>								
<b>CORE</b>								
PERSONAL SERVICES								
DMH FEDERAL STIMULUS	249,200	3.78	90,032	2.50	0	0.00	0	0.00
TOTAL - PS	249,200	3.78	90,032	2.50	0	0.00	0	0.00
EXPENSE & EQUIPMENT								
DMH FEDERAL STIMULUS	5,400,694	0.00	5,000,000	0.00	0	0.00	0	0.00
TOTAL - EE	5,400,694	0.00	5,000,000	0.00	0	0.00	0	0.00
<b>TOTAL</b>	<b>5,649,894</b>	<b>3.78</b>	<b>5,090,032</b>	<b>2.50</b>	<b>0</b>	<b>0.00</b>	<b>0</b>	<b>0.00</b>
<b>GRAND TOTAL</b>	<b>\$5,649,894</b>	<b>3.78</b>	<b>\$5,090,032</b>	<b>2.50</b>	<b>\$0</b>	<b>0.00</b>	<b>\$0</b>	<b>0.00</b>

REPORT 9 - FY 2024 DEPARTMENT REQUEST

DECISION ITEM SUMMARY

Budget Unit								
Decision Item	FY 2022	FY 2022	FY 2023	FY 2023	FY 2024	FY 2024	*****	*****
Budget Object Summary	ACTUAL	ACTUAL	BUDGET	BUDGET	DEPT REQ	DEPT REQ	SECURED	SECURED
Fund	DOLLAR	FTE	DOLLAR	FTE	DOLLAR	FTE	COLUMN	COLUMN
SAMHSA COVID-19 GRANT								
CORE								
PROGRAM-SPECIFIC								
DMH FEDERAL STIMULUS	1,543,438	0.00	1,200,000	0.00	0	0.00	0	0.00
TOTAL - PD	1,543,438	0.00	1,200,000	0.00	0	0.00	0	0.00
TOTAL	1,543,438	0.00	1,200,000	0.00	0	0.00	0	0.00
GRAND TOTAL	\$1,543,438	0.00	\$1,200,000	0.00	\$0	0.00	\$0	0.00



# REPORT 10 - FY 2024 DEPARTMENT REQUEST

# DECISION ITEM DETAIL

Budget Unit	FY 2022	FY 2022	FY 2023	FY 2023	FY 2024	FY 2024	*****	*****
Decision Item	ACTUAL	ACTUAL	BUDGET	BUDGET	DEPT REQ	DEPT REQ	SECURED	SECURED
Budget Object Class	DOLLAR	FTE	DOLLAR	FTE	DOLLAR	FTE	COLUMN	COLUMN
<b>COVID CRISIS COUNSELING</b>								
<b>CORE</b>								
DESIGNATED PRINCIPAL ASST DEPT	63,323	0.75	10,559	0.50	0	0.00	0	0.00
MISCELLANEOUS PROFESSIONAL	51,358	0.83	40,267	0.50	0	0.00	0	0.00
SPECIAL ASST OFFICIAL & ADMSTR	30,137	0.30	12,656	0.50	0	0.00	0	0.00
SPECIAL ASST PROFESSIONAL	103,649	1.89	9,246	0.50	0	0.00	0	0.00
PRINCIPAL ASST BOARD/COMMISSON	733	0.01	0	0.00	0	0.00	0	0.00
LEAD ADMIN SUPPORT ASSISTANT	0	0.00	2,985	0.00	0	0.00	0	0.00
PROGRAM SPECIALIST	0	0.00	9,588	0.50	0	0.00	0	0.00
PROGRAM MANAGER	0	0.00	4,731	0.00	0	0.00	0	0.00
<b>TOTAL - PS</b>	<b>249,200</b>	<b>3.78</b>	<b>90,032</b>	<b>2.50</b>	<b>0</b>	<b>0.00</b>	<b>0</b>	<b>0.00</b>
TRAVEL, IN-STATE	2,442	0.00	3,000	0.00	0	0.00	0	0.00
SUPPLIES	1,687	0.00	7,000	0.00	0	0.00	0	0.00
COMMUNICATION SERV & SUPP	1,678	0.00	3,000	0.00	0	0.00	0	0.00
PROFESSIONAL SERVICES	5,393,007	0.00	4,957,000	0.00	0	0.00	0	0.00
COMPUTER EQUIPMENT	1,859	0.00	0	0.00	0	0.00	0	0.00
OTHER EQUIPMENT	21	0.00	30,000	0.00	0	0.00	0	0.00
<b>TOTAL - EE</b>	<b>5,400,694</b>	<b>0.00</b>	<b>5,000,000</b>	<b>0.00</b>	<b>0</b>	<b>0.00</b>	<b>0</b>	<b>0.00</b>
<b>GRAND TOTAL</b>	<b>\$5,649,894</b>	<b>3.78</b>	<b>\$5,090,032</b>	<b>2.50</b>	<b>\$0</b>	<b>0.00</b>	<b>\$0</b>	<b>0.00</b>
<b>GENERAL REVENUE</b>	<b>\$0</b>	<b>0.00</b>	<b>\$0</b>	<b>0.00</b>	<b>\$0</b>	<b>0.00</b>		<b>0.00</b>
<b>FEDERAL FUNDS</b>	<b>\$5,649,894</b>	<b>3.78</b>	<b>\$5,090,032</b>	<b>2.50</b>	<b>\$0</b>	<b>0.00</b>		<b>0.00</b>
<b>OTHER FUNDS</b>	<b>\$0</b>	<b>0.00</b>	<b>\$0</b>	<b>0.00</b>	<b>\$0</b>	<b>0.00</b>		<b>0.00</b>

9/20/22 19:27

im\_didetail

REPORT 10 - FY 2024 DEPARTMENT REQUEST

DECISION ITEM DETAIL

Budget Unit	FY 2022	FY 2022	FY 2023	FY 2023	FY 2024	FY 2024	*****	*****
Decision Item	ACTUAL	ACTUAL	BUDGET	BUDGET	DEPT REQ	DEPT REQ	SECURED	SECURED
Budget Object Class	DOLLAR	FTE	DOLLAR	FTE	DOLLAR	FTE	COLUMN	COLUMN
SAMHSA COVID-19 GRANT								
CORE								
PROGRAM DISTRIBUTIONS	1,543,438	0.00	1,200,000	0.00	0	0.00	0	0.00
TOTAL - PD	1,543,438	0.00	1,200,000	0.00	0	0.00	0	0.00
GRAND TOTAL	\$1,543,438	0.00	\$1,200,000	0.00	\$0	0.00	\$0	0.00
GENERAL REVENUE	\$0	0.00	\$0	0.00	\$0	0.00		0.00
FEDERAL FUNDS	\$1,543,438	0.00	\$1,200,000	0.00	\$0	0.00		0.00
OTHER FUNDS	\$0	0.00	\$0	0.00	\$0	0.00		0.00

# **Department Staff Training**



## CORE DECISION ITEM

<b>Department:</b> <u>Mental Health</u> <b>Division:</b> <u>Office of Director</u> <b>Core:</b> <u>Staff Training</u>	<b>Budget Unit</b> <u>65113C</u> <b>HB Section</b> <u>10.025</u>
-----------------------------------------------------------------------------------------------------------------------------	---------------------------------------------------------------------

**1. CORE FINANCIAL SUMMARY**

	FY 2024 Budget Request					FY 2024 Governor's Recommendation			
	GR	Federal	Other	Total		GR	Federal	Other	Total
<b>PS</b>	0	203,821	0	203,821	<b>PS</b>	0	0	0	0
<b>EE</b>	659,140	841,961	0	1,501,101	<b>EE</b>	0	0	0	0
<b>PSD</b>	0	0	0	0	<b>PSD</b>	0	0	0	0
<b>TRF</b>	0	0	0	0	<b>TRF</b>	0	0	0	0
<b>Total</b>	<u>659,140</u>	<u>1,045,782</u>	<u>0</u>	<u>1,704,922</u>	<b>Total</b>	<u>0</u>	<u>0</u>	<u>0</u>	<u>0</u>
<b>FTE</b>	<b>0.00</b>	<b>0.00</b>	<b>0.00</b>	<b>0.00</b>	<b>FTE</b>	<b>0.00</b>	<b>0.00</b>	<b>0.00</b>	<b>0.00</b>

<b>Est. Fringe</b>	0	74,354	0	74,354
--------------------	---	--------	---	--------

*Note: Fringes budgeted in House Bill 5 except for certain fringes budgeted directly to MoDOT, Highway Patrol, and Conservation.*

Other Funds:     None.

**2. CORE DESCRIPTION**

This core funding will allow for training needed for direct care staff and will also provide maintenance costs for the Network of Care information and eLearning website.

Surveys of direct care and regional center staff and an assessment of DMH training/workforce development needs indicates that staff training and development is not adequate and has negatively impacted the department's ability to: (1) provide quality care and services; (2) recruit and retain qualified personnel; (3) develop successful leaders, managers and supervisors; and (4) improve and sustain operational effectiveness and efficiency.

Increased and ongoing investment in staff training and development is critical to:

- Ensuring the safety of consumers and employees;
- Providing meaningful treatment and support of consumers with aggressive behaviors;
- Providing meaningful treatment and support of consumers with complex and co-occurring medical, developmental, psychiatric and substance use disorders;
- Meeting licensing and accreditation requirements;
- Meeting state guidelines for supervisor and management training; and
- Improving service delivery through the use of new, complex technology and data systems.

**3. PROGRAM LISTING (list programs included in this core funding)**

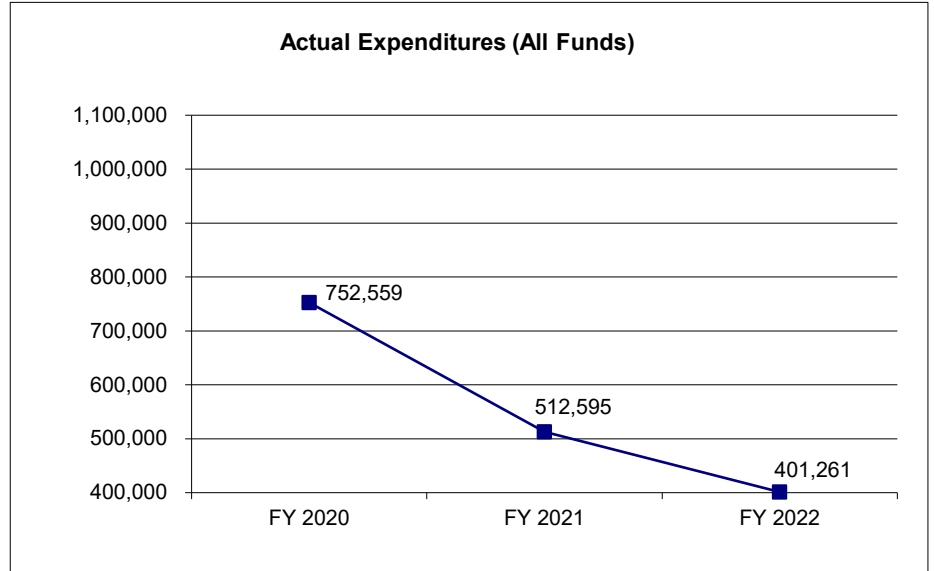
Staff Training

# CORE DECISION ITEM

<b>Department:</b>	<b>Mental Health</b>	<b>Budget Unit</b>	<b>65113C</b>
<b>Division:</b>	<b>Office of Director</b>		
<b>Core:</b>	<b>Staff Training</b>	<b>HB Section</b>	<b>10.025</b>

## 4. FINANCIAL HISTORY

	<b>FY 2020 Actual</b>	<b>FY 2021 Actual</b>	<b>FY 2022 Actual</b>	<b>FY 2023 Current Yr.</b>
Appropriation (All Funds)	2,814,644	1,794,574	1,796,995	1,834,922
Less Reverted (All Funds)	(10,725)	(10,732)	(10,738)	(23,674)
Less Restricted (All Funds)*	0	0	0	0
Budget Authority (All Funds)	2,803,919	1,783,842	1,786,257	1,811,248
Actual Expenditures (All Funds)	752,559	512,595	401,261	N/A
Unexpended (All Funds)	2,051,360	1,271,247	1,384,996	N/A
Unexpended, by Fund:				
General Revenue	74,870	112,730	80,785	N/A
Federal	1,819,917	1,158,517	1,304,211	N/A
Other	156,573	0	0	N/A
	(1)	(1), (2), (3)	(3)	



\*Current Year restricted amount is as of August 1, 2022.

Reverted includes Governor's standard 3 percent reserve (when applicable).  
 Restricted includes any extraordinary expenditure restrictions (when applicable).

### NOTES:

- (1) In FY 20/21, GR lapse was due to reduced FY 20 4th quarter allotments (\$10,444), agency reserve (\$50,000) and the cancellation of FY 20/21 trainings due to COVID-19.
- (2) In FY 21, \$854,295 excess appropriation authority related to the "Caring for Missourians" initiative was core reduced.
- (3) In FY 21/22, GR lapse was due to COVID-19 that caused trainings to be canceled or to be held virtually, which also reduced travel costs associated with training.

## CORE RECONCILIATION DETAIL

### DEPARTMENT OF MENTAL HEALTH STAFF TRAINING

#### 5. CORE RECONCILIATION DETAIL

				Budget Class	FTE	GR	Federal	Other	Total	Explanation
<b>TAFP AFTER VETOES</b>										
				PS	0.00	0	203,821	0	203,821	
				EE	0.00	358,140	841,961	0	1,200,101	
				PD	0.00	431,000	0	0	431,000	
				<b>Total</b>	<b>0.00</b>	<b>789,140</b>	<b>1,045,782</b>	<b>0</b>	<b>1,834,922</b>	
<b>DEPARTMENT CORE ADJUSTMENTS</b>										
1x Expenditures	11	4170		PD	0.00	(130,000)	0	0	(130,000)	Reduction of one-time funding for Learning Management System.
<b>NET DEPARTMENT CHANGES</b>					<b>0.00</b>	<b>(130,000)</b>	<b>0</b>	<b>0</b>	<b>(130,000)</b>	
<b>DEPARTMENT CORE REQUEST</b>										
				PS	0.00	0	203,821	0	203,821	
				EE	0.00	358,140	841,961	0	1,200,101	
				PD	0.00	301,000	0	0	301,000	
				<b>Total</b>	<b>0.00</b>	<b>659,140</b>	<b>1,045,782</b>	<b>0</b>	<b>1,704,922</b>	
<b>GOVERNOR'S RECOMMENDED CORE</b>										
				PS	0.00	0	203,821	0	203,821	
				EE	0.00	358,140	841,961	0	1,200,101	
				PD	0.00	301,000	0	0	301,000	
				<b>Total</b>	<b>0.00</b>	<b>659,140</b>	<b>1,045,782</b>	<b>0</b>	<b>1,704,922</b>	

## REPORT 9 - FY 2024 DEPARTMENT REQUEST

## DECISION ITEM SUMMARY

Budget Unit								
Decision Item	FY 2022	FY 2022	FY 2023	FY 2023	FY 2024	FY 2024	*****	*****
Budget Object Summary	ACTUAL	ACTUAL	BUDGET	BUDGET	DEPT REQ	DEPT REQ	SECURED	SECURED
Fund	DOLLAR	FTE	DOLLAR	FTE	DOLLAR	FTE	COLUMN	COLUMN
<b>STAFF TRAINING</b>								
<b>CORE</b>								
PERSONAL SERVICES								
DEPT MENTAL HEALTH	750	0.01	203,821	0.00	203,821	0.00	0	0.00
TOTAL - PS	750	0.01	203,821	0.00	203,821	0.00	0	0.00
EXPENSE & EQUIPMENT								
GENERAL REVENUE	266,401	0.00	358,140	0.00	358,140	0.00	0	0.00
DEPT MENTAL HEALTH	134,109	0.00	841,961	0.00	841,961	0.00	0	0.00
TOTAL - EE	400,510	0.00	1,200,101	0.00	1,200,101	0.00	0	0.00
PROGRAM-SPECIFIC								
GENERAL REVENUE	0	0.00	431,000	0.00	301,000	0.00	0	0.00
TOTAL - PD	0	0.00	431,000	0.00	301,000	0.00	0	0.00
<b>TOTAL</b>	<b>401,260</b>	<b>0.01</b>	<b>1,834,922</b>	<b>0.00</b>	<b>1,704,922</b>	<b>0.00</b>	<b>0</b>	<b>0.00</b>
<b>GRAND TOTAL</b>	<b>\$401,260</b>	<b>0.01</b>	<b>\$1,834,922</b>	<b>0.00</b>	<b>\$1,704,922</b>	<b>0.00</b>	<b>\$0</b>	<b>0.00</b>



## FLEXIBILITY REQUEST FORM

<b>BUDGET UNIT NUMBER:</b> 65113C <b>BUDGET UNIT NAME:</b> STAFF TRAINING <b>HOUSE BILL SECTION:</b> 10.025	<b>DEPARTMENT:</b> DEPARTMENT OF MENTAL HEALTH <b>DIVISION:</b> DIRECTOR'S OFFICE
-------------------------------------------------------------------------------------------------------------------	--------------------------------------------------------------------------------------

1. Provide the amount by fund of personal service flexibility and the amount by fund of expense and equipment flexibility you are requesting in dollar and percentage terms and explain why the flexibility is needed. If flexibility is being requested among divisions, provide the amount by fund of flexibility you are requesting in dollar and percentage terms and explain why the flexibility is needed.

<b>DEPARTMENT REQUEST</b>
<p><b><u>STAFF TRAINING:</u></b>          Ten percent (10%) flexibility is allowed from personal service to expense and equipment.</p> <p><b><u>CARING FOR MISSOURIANS MENTAL HEALTH INITIATIVE:</u></b>          Fifteen percent (15%) flexibility is allowed from personal service to expense and equipment.</p>

2. Estimate how much flexibility will be used for the budget year. How much flexibility was used in the Prior Year Budget and the Current Year Budget? Please specify the amount.

PRIOR YEAR ACTUAL AMOUNT OF FLEXIBILITY USED	CURRENT YEAR ESTIMATED AMOUNT OF FLEXIBILITY THAT WILL BE USED	ESTIMATED AMOUNT OF FLEXIBILITY THAT WILL BE USED
None used.	Flexibility usage is difficult to estimate at this time.	Flexibility usage is difficult to estimate at this time.

3. Please explain how flexibility was used in the prior and/or current years.

PRIOR YEAR EXPLAIN ACTUAL USE	CURRENT YEAR EXPLAIN PLANNED USE
None used.	None used.

# REPORT 10 - FY 2024 DEPARTMENT REQUEST

# DECISION ITEM DETAIL

Budget Unit	FY 2022	FY 2022	FY 2023	FY 2023	FY 2024	FY 2024	*****	*****
Decision Item	ACTUAL	ACTUAL	BUDGET	BUDGET	DEPT REQ	DEPT REQ	SECURED	SECURED
Budget Object Class	DOLLAR	FTE	DOLLAR	FTE	DOLLAR	FTE	COLUMN	COLUMN
<b>STAFF TRAINING</b>								
<b>CORE</b>								
SALARIES & WAGES	0	0.00	203,821	0.00	203,821	0.00	0	0.00
MISCELLANEOUS PROFESSIONAL	750	0.01	0	0.00	0	0.00	0	0.00
<b>TOTAL - PS</b>	<b>750</b>	<b>0.01</b>	<b>203,821</b>	<b>0.00</b>	<b>203,821</b>	<b>0.00</b>	<b>0</b>	<b>0.00</b>
TRAVEL, IN-STATE	15,965	0.00	59,226	0.00	59,226	0.00	0	0.00
TRAVEL, OUT-OF-STATE	16,353	0.00	30,130	0.00	30,130	0.00	0	0.00
SUPPLIES	10,601	0.00	21,560	0.00	21,560	0.00	0	0.00
PROFESSIONAL DEVELOPMENT	247,932	0.00	517,287	0.00	517,287	0.00	0	0.00
PROFESSIONAL SERVICES	57,573	0.00	500,188	0.00	500,188	0.00	0	0.00
M&R SERVICES	51,786	0.00	54,000	0.00	54,000	0.00	0	0.00
OTHER EQUIPMENT	0	0.00	3,000	0.00	3,000	0.00	0	0.00
BUILDING LEASE PAYMENTS	300	0.00	2,350	0.00	2,350	0.00	0	0.00
EQUIPMENT RENTALS & LEASES	0	0.00	1,658	0.00	1,658	0.00	0	0.00
MISCELLANEOUS EXPENSES	0	0.00	10,702	0.00	10,702	0.00	0	0.00
<b>TOTAL - EE</b>	<b>400,510</b>	<b>0.00</b>	<b>1,200,101</b>	<b>0.00</b>	<b>1,200,101</b>	<b>0.00</b>	<b>0</b>	<b>0.00</b>
PROGRAM DISTRIBUTIONS	0	0.00	431,000	0.00	301,000	0.00	0	0.00
<b>TOTAL - PD</b>	<b>0</b>	<b>0.00</b>	<b>431,000</b>	<b>0.00</b>	<b>301,000</b>	<b>0.00</b>	<b>0</b>	<b>0.00</b>
<b>GRAND TOTAL</b>	<b>\$401,260</b>	<b>0.01</b>	<b>\$1,834,922</b>	<b>0.00</b>	<b>\$1,704,922</b>	<b>0.00</b>	<b>\$0</b>	<b>0.00</b>
<b>GENERAL REVENUE</b>	<b>\$266,401</b>	<b>0.00</b>	<b>\$789,140</b>	<b>0.00</b>	<b>\$659,140</b>	<b>0.00</b>		<b>0.00</b>
<b>FEDERAL FUNDS</b>	<b>\$134,859</b>	<b>0.01</b>	<b>\$1,045,782</b>	<b>0.00</b>	<b>\$1,045,782</b>	<b>0.00</b>		<b>0.00</b>
<b>OTHER FUNDS</b>	<b>\$0</b>	<b>0.00</b>	<b>\$0</b>	<b>0.00</b>	<b>\$0</b>	<b>0.00</b>		<b>0.00</b>

9/20/22 19:27

im\_didetail

## PROGRAM DESCRIPTION

**Department:** Mental Health

**HB Section(s):** 10.025

**Program Name:** Staff Training

**Program is found in the following core budget(s):** Staff Training

### 1a. What strategic priority does this program address?

The Department of Mental Health (DMH) will focus efforts on modernizing aspects of Missouri's mental health system, enhancing service delivery models and improving total health-physical, mental and emotional well-being of all Missourians.

### 1b. What does this program do?

This program supports training and staff development strategies for Department of Mental Health (DMH) staff and community providers which:

- Improves direct care staff skills and competencies for active treatment through training in best practices of client and consumer safety;
- Establishes consistency in training on best practices of client and consumer safety for DMH employees and employees of other service providers (e.g. Senate Board 40s);
- Increases supervisory skill sets to provide effective supervision through hands-on, accountable oversight, and coaching of the direct care workforce; and
- Provides continuing professional education resources to demonstrate DMH commitment to talented and qualified clinical staff who want to make a career in public sector mental health.

In FY 2023, DMH will replace the MELS (Missouri Employee Learning System) training system with a new Learning Management System (LMS) platform to allow facilities to streamline training to better meet certification standards required by facility staff.

DMH also manages *Caring for Missourians' Mental Health*, an initiative that addresses the state's mental health workforce crisis through several training components contracted with Missouri's two-year colleges and four-year universities. DMH enters into contracts with higher education institutions to expand high-demand programs and offer financial support to students. DMH provides tuition reimbursement, loan forgiveness, and residency support to trainees in exchange for comparable years of employment at DMH or DMH-approved providers.

### 2a. Provide an activity measure(s) for the program.

Percentage of DMH mandatory staff training through the Missouri Employee Learning System (MELS)*					
FY 2020 Actual	FY 2021 Actual	FY 2022 Actual	FY 2023 Proj.	FY 2024 Proj.	FY 2025 Proj.
100%	100%	100%	100%	100%	100%

\* All staff, including those in facilities

**PROGRAM DESCRIPTION****Department: Mental Health****HB Section(s): 10.025****Program Name: Staff Training****Program is found in the following core budget(s): Staff Training****Percentage of new Investigation Unit staff trained on abuse and neglect investigation process**

FY 2020 Actual	FY 2021 Actual	FY 2022 Actual	FY 2023 Proj.	FY 2024 Proj.	FY 2025 Proj.
100%	100%	100%	100%	100%	100%

**Number of DMH employees provided client/consumer safety related training (not MELS)**

FY 2020 Actual	FY 2021 Actual	FY 2022 Actual	FY 2023 Proj.	FY 2024 Proj.	FY 2025 Proj.
1666	1539	1842	2000	2000	2000

\* Fewer employees were trained in FY20 and FY21 due to COVID related training cancellations.

**2b. Provide a measure(s) of the program's quality.****E-learning training completion rate\***

FY 2020 Actual	FY 2021 Actual	FY 2022 Actual	FY 2023 Proj.	FY 2024 Proj.	FY 2025 Proj.
100%	100%	100%	100%	100%	100%

\* Of those enrolled, including in facilities

**E-learning mandatory training pass rate\***

FY 2020 Actual	FY 2021 Actual	FY 2022 Actual	FY 2023 Proj.	FY 2024 Proj.	FY 2025 Proj.
100%	100%	100%	100%	100%	100%

\* Of those trainings that are completed and require a quiz.

## PROGRAM DESCRIPTION

Department: Mental Health

HB Section(s): 10.025

Program Name: Staff Training

Program is found in the following core budget(s): Staff Training

2c. Provide a measure(s) of the program's impact.

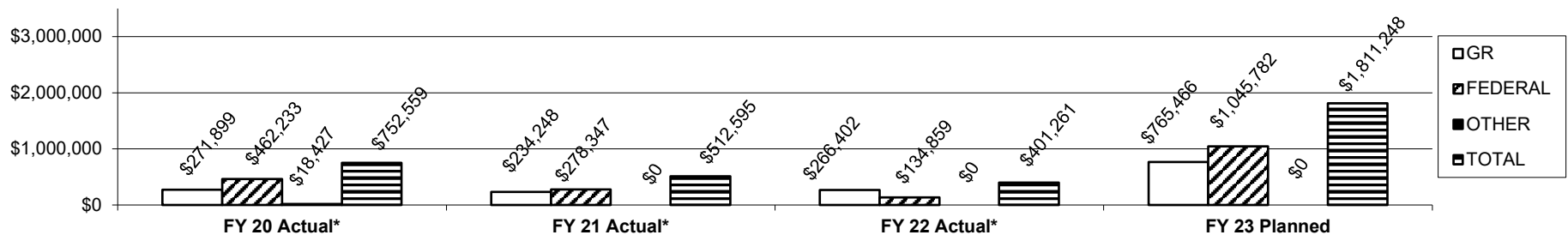
Number of workers' comp injuries					
FY 2020 Actual	FY 2021 Actual	FY 2022 Actual	FY 2023 Proj.	FY 2024 Proj.	FY 2025 Proj.
800	775	482	400	400	400

2d. Provide a measure(s) of the program's efficiency.

On average, a DMH employee is required to take 12 courses annually, primarily through MELS. These department and division-wide safety programs ensure the department and its facilities' employees hold a measure of competency within their work environment. The online courses continue to be made available on all shifts and assigned as workload permits, so not only is there a significant cost savings when compared to external training vendors, but MELS also allows facilities to provide training in a more efficient manner. In addition, facilities are now utilizing in-house knowledge experts in the creation of trainings offering DMH workers more relevant trainings, further increasing overall efficiency and cost savings.

3. Provide actual expenditures for the prior three fiscal years and planned expenditures for the current fiscal year. (Note: Amounts do not include fringe benefit costs.)

**Program Expenditure History**



\* Due to COVID-related training cancellations and restrictions, FY 20, FY 21 and FY 22 expenditures were limited. FY 23 includes funding for a Learning Management System.

**PROGRAM DESCRIPTION**

**Department:** Mental Health

**HB Section(s):** 10.025

**Program Name:** Staff Training

**Program is found in the following core budget(s):** Staff Training

**4. What are the sources of the "Other " funds?**

Mental Health Earnings Fund (MHEF) - 0288.

**5. What is the authorization for this program, i.e., federal or state statute, etc.? (Include the federal program number, if applicable.)**

Not applicable.

**6. Are there federal matching requirements? If yes, please explain.**

No.

**7. Is this a federally mandated program? If yes, please explain.**

No.

# Refunds





**CORE DECISION ITEM**

Department: Mental Health					Budget Unit 65130C & 65131C				
Division: Office of Director									
Core: Refunds					HB Section 10.030				
1. CORE FINANCIAL SUMMARY									
FY 2024 Budget Request					FY 2024 Governor's Recommendation				
	GR	Federal	Other	Total		GR	Federal	Other	Total
PS	0	0	0	0	PS	0	0	0	0
EE	0	0	0	0	EE	0	0	0	0
PSD	205,000	250,000	235,500	690,500	PSD	0	0	0	0
TRF	0	0	25,000	25,000	TRF	0	0	0	0
Total	205,000	250,000	260,500	715,500	Total	0	0	0	0
FTE	0.00	0.00	0.00	0.00	FTE	0.00	0.00	0.00	0.00
Est. Fringe	0	0	0	0	Est. Fringe	0	0	0	0
Note: Fringes budgeted in House Bill 5 except for certain fringes budgeted directly to MoDOT, Highway Patrol, and Conservation.					Note: Fringes budgeted in House Bill 5 except for certain fringes budgeted directly to MoDOT, Highway Patrol, and Conservation.				
Other Funds:	Health Initiatives Fund (HIF) (0275) \$100; Mental Health Earnings Fund (MHEF) (0288) \$50,000; Mental Health Trust Fund (MHTF) (0926) \$25,000; Intergovernmental Transfer Fund (IGT) (0147) \$100; Compulsive Gamblers Fund (CGF) (0249) \$100; Mental Health Interagency Payment Fund (MHIPF) (0109) \$100; Inmate Revolving Fund (IRF) (0540) \$100; Mental Health Local Tax Match Fund (MHLTFM) (0930) \$150,000; Debt Offset Escrow (DOE) (0753) \$25,000; Hab Center Room and Board (HCRB) (0435) \$10,000				Other Funds:				

## CORE DECISION ITEM

<b>Department:</b>	<b>Mental Health</b>	<b>Budget Unit</b>	<b>65130C &amp; 65131C</b>	
<b>Division:</b>	<b>Office of Director</b>			
<b>Core:</b>	<b>Refunds</b>	<b>HB Section</b>	<b>10.030</b>	
<b>2. CORE DESCRIPTION</b>				
<p>The department makes refunds for payments from third party payers from these appropriations. Mental health facilities may bill Medicare, MO HealthNet, private insurers and other financially responsible parties for client care. From time to time, facilities may overbill or collect duplicate payments from multiple payers. In these cases, it is necessary to pay refunds promptly. Separate appropriations are necessary so that these refunds will not adversely affect the facilities' operational appropriations.</p> <p>In addition, a separate appropriation for the Debt Offset Escrow Fund allows the Department the ability to intercept tax refunds to clear debts owed for services</p>				
<b>3. PROGRAM LISTING (list programs included in this core funding)</b>				
Not applicable.				
<b>4. FINANCIAL HISTORY</b>				
	<b>FY 2020</b>	<b>FY 2021</b>	<b>FY 2022</b>	<b>FY 2023</b>
	<b>Actual</b>	<b>Actual</b>	<b>Actual</b>	<b>Current Yr.</b>
Appropriation (All Funds)	715,500	715,500	715,500	715,500
Less Reverted (All Funds)	0	0	0	0
Less Restricted (All Funds)*	0	0	0	0
Budget Authority (All Funds)	715,500	715,500	715,500	715,500
Actual Expenditures (All Funds)	239,047	150,017	137,421	N/A
Unexpended (All Funds)	476,453	565,483	578,079	N/A
Unexpended, by Fund:				
General Revenue	149,529	203,534	126,743	N/A
Federal	160,233	135,597	248,715	N/A
Other	166,691	226,352	202,621	N/A
	(1)			

**Actual Expenditures (All Funds)**

Fiscal Year	Actual Expenditures
FY 2020	239,047
FY 2021	150,017
FY 2022	137,421

\*Current Year restricted amount is as of August 1, 2022.

Reverted includes Governor's standard 3 percent reserve (when applicable).  
Restricted includes any extraordinary expenditure restrictions (when applicable).

**NOTES:**  
(1) Expenditures increased because of large one-time tax and grant related refunds.

## CORE RECONCILIATION DETAIL

### DEPARTMENT OF MENTAL HEALTH REFUNDS

#### 5. CORE RECONCILIATION DETAIL

	Budget Class	FTE	GR	Federal	Other	Total	Explanation
<b>TAFP AFTER VETOES</b>							
	PD	0.00	205,000	250,000	235,500	690,500	
	<b>Total</b>	<b>0.00</b>	<b>205,000</b>	<b>250,000</b>	<b>235,500</b>	<b>690,500</b>	
<b>DEPARTMENT CORE REQUEST</b>							
	PD	0.00	205,000	250,000	235,500	690,500	
	<b>Total</b>	<b>0.00</b>	<b>205,000</b>	<b>250,000</b>	<b>235,500</b>	<b>690,500</b>	
<b>GOVERNOR'S RECOMMENDED CORE</b>							
	PD	0.00	205,000	250,000	235,500	690,500	
	<b>Total</b>	<b>0.00</b>	<b>205,000</b>	<b>250,000</b>	<b>235,500</b>	<b>690,500</b>	

## CORE RECONCILIATION DETAIL

### DEPARTMENT OF MENTAL HEALTH DEBT OFFSET ESCROW TRANSFER

#### 5. CORE RECONCILIATION DETAIL

	Budget Class	FTE	GR	Federal	Other	Total	Explanation
<b>TAFP AFTER VETOES</b>							
	TRF	0.00	0	0	25,000	25,000	
	<b>Total</b>	<b>0.00</b>	<b>0</b>	<b>0</b>	<b>25,000</b>	<b>25,000</b>	
<b>DEPARTMENT CORE REQUEST</b>							
	TRF	0.00	0	0	25,000	25,000	
	<b>Total</b>	<b>0.00</b>	<b>0</b>	<b>0</b>	<b>25,000</b>	<b>25,000</b>	
<b>GOVERNOR'S RECOMMENDED CORE</b>							
	TRF	0.00	0	0	25,000	25,000	
	<b>Total</b>	<b>0.00</b>	<b>0</b>	<b>0</b>	<b>25,000</b>	<b>25,000</b>	

## REPORT 9 - FY 2024 DEPARTMENT REQUEST

## DECISION ITEM SUMMARY

Budget Unit								
Decision Item	FY 2022	FY 2022	FY 2023	FY 2023	FY 2024	FY 2024	*****	*****
Budget Object Summary	ACTUAL	ACTUAL	BUDGET	BUDGET	DEPT REQ	DEPT REQ	SECURED	SECURED
Fund	DOLLAR	FTE	DOLLAR	FTE	DOLLAR	FTE	COLUMN	COLUMN
<b>REFUNDS</b>								
<b>CORE</b>								
PROGRAM-SPECIFIC								
GENERAL REVENUE	78,257	0.00	205,000	0.00	205,000	0.00	0	0.00
DEPT MENTAL HEALTH	1,285	0.00	250,000	0.00	250,000	0.00	0	0.00
MH INTERAGENCY PAYMENTS	0	0.00	100	0.00	100	0.00	0	0.00
MENTAL HLTH INTERGOVER TRANSFR	0	0.00	100	0.00	100	0.00	0	0.00
COMPULSIVE GAMBLER	0	0.00	100	0.00	100	0.00	0	0.00
HEALTH INITIATIVES	0	0.00	100	0.00	100	0.00	0	0.00
MENTAL HEALTH EARNINGS FUND	42,144	0.00	50,000	0.00	50,000	0.00	0	0.00
HABILITATION CENTER ROOM & BRD	0	0.00	10,000	0.00	10,000	0.00	0	0.00
INMATE	0	0.00	100	0.00	100	0.00	0	0.00
MENTAL HEALTH TRUST	0	0.00	25,000	0.00	25,000	0.00	0	0.00
DMH LOCAL TAX MATCHING FUND	15,124	0.00	150,000	0.00	150,000	0.00	0	0.00
TOTAL - PD	136,810	0.00	690,500	0.00	690,500	0.00	0	0.00
<b>TOTAL</b>	<b>136,810</b>	<b>0.00</b>	<b>690,500</b>	<b>0.00</b>	<b>690,500</b>	<b>0.00</b>	<b>0</b>	<b>0.00</b>
<b>GRAND TOTAL</b>	<b>\$136,810</b>	<b>0.00</b>	<b>\$690,500</b>	<b>0.00</b>	<b>\$690,500</b>	<b>0.00</b>	<b>\$0</b>	<b>0.00</b>

9/20/22 19:26

im\_disummary

REPORT 9 - FY 2024 DEPARTMENT REQUEST

DECISION ITEM SUMMARY

Budget Unit								
Decision Item	FY 2022	FY 2022	FY 2023	FY 2023	FY 2024	FY 2024	*****	*****
Budget Object Summary	ACTUAL	ACTUAL	BUDGET	BUDGET	DEPT REQ	DEPT REQ	SECURED	SECURED
Fund	DOLLAR	FTE	DOLLAR	FTE	DOLLAR	FTE	COLUMN	COLUMN
DEBT OFFSET ESCROW TRANSFER								
CORE								
FUND TRANSFERS								
DEBT OFFSET ESCROW	611	0.00	25,000	0.00	25,000	0.00	0	0.00
TOTAL - TRF	611	0.00	25,000	0.00	25,000	0.00	0	0.00
TOTAL	611	0.00	25,000	0.00	25,000	0.00	0	0.00
GRAND TOTAL	\$611	0.00	\$25,000	0.00	\$25,000	0.00	\$0	0.00

### FLEXIBILITY REQUEST FORM

<b>BUDGET UNIT NUMBER:</b> 65130C <b>BUDGET UNIT NAME:</b> REFUNDS <b>HOUSE BILL SECTION:</b> 10.030	<b>DEPARTMENT:</b> DEPARTMENT OF MENTAL HEALTH <b>DIVISION:</b> DIRECTOR'S OFFICE
<b>1. Provide the amount by fund of personal service flexibility and the amount by fund of expense and equipment flexibility you are requesting in dollar and percentage terms and explain why the flexibility is needed. If flexibility is being requested among divisions, provide the amount by fund of flexibility you are requesting in dollar and percentage terms and explain why the flexibility is needed.</b>	
<b>DEPARTMENT REQUEST</b>	
Twenty-five percent (25%) flexibility is allowed between federal and other funds.	
<b>2. Estimate how much flexibility will be used for the budget year. How much flexibility was used in the Prior Year Budget and the Current Year Budget? Please specify the amount.</b>	
<b>PRIOR YEAR ACTUAL AMOUNT OF FLEXIBILITY USED</b>	<b>CURRENT YEAR ESTIMATED AMOUNT OF FLEXIBILITY THAT WILL BE USED</b>
None used.	Flexibility usage is difficult to estimate at this time.
<b>3. Please explain how flexibility was used in the prior and/or current years.</b>	
<b>PRIOR YEAR EXPLAIN ACTUAL USE</b>	<b>CURRENT YEAR EXPLAIN PLANNED USE</b>
None used.	None used.

REPORT 10 - FY 2024 DEPARTMENT REQUEST

DECISION ITEM DETAIL

Budget Unit	FY 2022	FY 2022	FY 2023	FY 2023	FY 2024	FY 2024	*****	*****
Decision Item	ACTUAL	ACTUAL	BUDGET	BUDGET	DEPT REQ	DEPT REQ	SECURED	SECURED
Budget Object Class	DOLLAR	FTE	DOLLAR	FTE	DOLLAR	FTE	COLUMN	COLUMN
REFUNDS								
CORE								
REFUNDS	136,810	0.00	690,500	0.00	690,500	0.00	0	0.00
TOTAL - PD	136,810	0.00	690,500	0.00	690,500	0.00	0	0.00
GRAND TOTAL	\$136,810	0.00	\$690,500	0.00	\$690,500	0.00	\$0	0.00
GENERAL REVENUE	\$78,257	0.00	\$205,000	0.00	\$205,000	0.00		0.00
FEDERAL FUNDS	\$1,285	0.00	\$250,000	0.00	\$250,000	0.00		0.00
OTHER FUNDS	\$57,268	0.00	\$235,500	0.00	\$235,500	0.00		0.00



REPORT 10 - FY 2024 DEPARTMENT REQUEST

DECISION ITEM DETAIL

Budget Unit	FY 2022	FY 2022	FY 2023	FY 2023	FY 2024	FY 2024	*****	*****
Decision Item	ACTUAL	ACTUAL	BUDGET	BUDGET	DEPT REQ	DEPT REQ	SECURED	SECURED
Budget Object Class	DOLLAR	FTE	DOLLAR	FTE	DOLLAR	FTE	COLUMN	COLUMN
DEBT OFFSET ESCROW TRANSFER								
CORE								
TRANSFERS OUT	611	0.00	25,000	0.00	25,000	0.00	0	0.00
TOTAL - TRF	611	0.00	25,000	0.00	25,000	0.00	0	0.00
GRAND TOTAL	\$611	0.00	\$25,000	0.00	\$25,000	0.00	\$0	0.00
GENERAL REVENUE	\$0	0.00	\$0	0.00	\$0	0.00		0.00
FEDERAL FUNDS	\$0	0.00	\$0	0.00	\$0	0.00		0.00
OTHER FUNDS	\$611	0.00	\$25,000	0.00	\$25,000	0.00		0.00



# **Abandoned Fund Transfer**



# CORE DECISION ITEM

Department:	Mental Health	Budget Unit	65132C
Division:	Office of Director		
Core:	Abandoned Fund Account Transfer	HB Section	10.035

## 1. CORE FINANCIAL SUMMARY

FY 2024 Budget Request					FY 2024 Governor's Recommendation				
	GR	Federal	Other	Total		GR	Federal	Other	Total
PS	0	0	0	0	PS	0	0	0	0
EE	0	0	0	0	EE	0	0	0	0
PSD	0	0	0	0	PSD	0	0	0	0
TRF	0	0	100,000	100,000	TRF	0	0	0	0
Total	0	0	100,000	100,000	Total	0	0	0	0
FTE	0.00	0.00	0.00	0.00	FTE	0.00	0.00	0.00	0.00
Est. Fringe	0	0	0	0	Est. Fringe	0	0	0	0
Note: Fringes budgeted in House Bill 5 except for certain fringes budgeted directly to MoDOT, Highway Patrol, and Conservation.					Note: Fringes budgeted in House Bill 5 except for certain fringes budgeted directly to MoDOT, Highway Patrol, and Conservation.				

Other Funds: Abandoned Fund Account (0863) \$100,000

Other Funds:

## 2. CORE DESCRIPTION

This is an appropriated transfer section authorizing the transfer of funds from the Abandoned Fund Account to the Mental Health Trust Fund. This transfer is in accordance with Section 630.320, RSMo. If any patient or resident dies, is released, or otherwise leaves the care of the department, and leaves any personal funds in the custody of a department facility, the head of the facility shall use all proper diligence to refund such moneys. After one year from the date of such death, release, escape or other departure, if any money remains in the custody of the facility and the owner is unknown or cannot be located, the money shall be disposed of in the following manner:

- **Amounts less than \$100** shall be deposited into the State Treasury to the credit of the Mental Health Trust Fund. Such money shall escheat and vest absolutely in the State of Missouri, and all persons shall be forever barred and precluded from setting up title or claim to any of such moneys.
- **Amounts of \$100** or more shall be deposited into the State Treasury to the credit of the General Revenue fund in a special account designated as the Abandoned Fund Account. Claims may be made, for a period of two years after deposit in the fund. If unclaimed after this period, the moneys shall be credited to the Mental Health Trust Fund and transferred from the Abandoned Fund Account to the Department's Mental Health Trust Fund.

### CORE DECISION ITEM

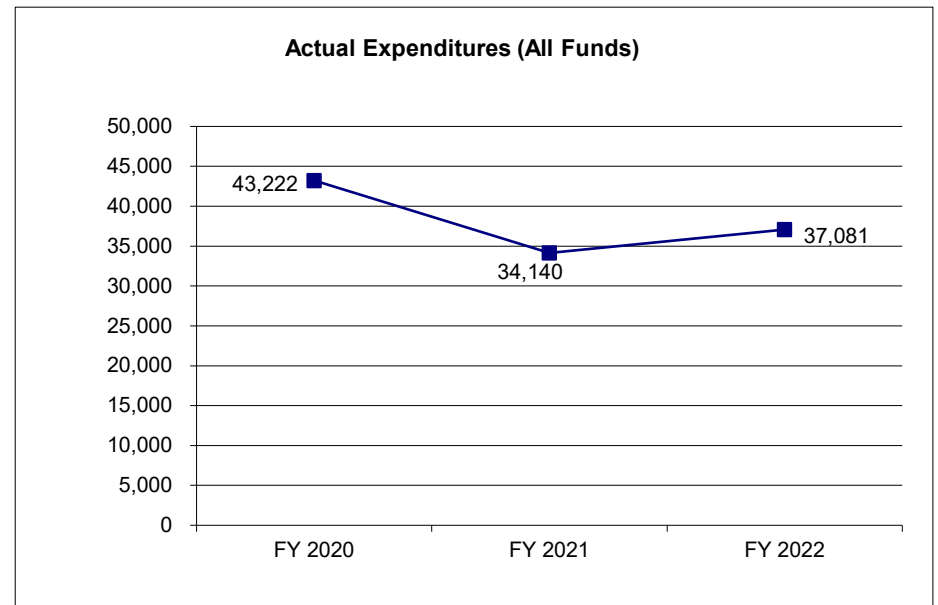
<b>Department:</b>	<b>Mental Health</b>	<b>Budget Unit</b>	<b>65132C</b>
<b>Division:</b>	<b>Office of Director</b>		
<b>Core:</b>	<b>Abandoned Fund Account Transfer</b>	<b>HB Section</b>	<b>10.035</b>

#### 3. PROGRAM LISTING (list programs included in this core funding)

Not applicable.

#### 4. FINANCIAL HISTORY

	<b>FY 2020 Actual</b>	<b>FY 2021 Actual</b>	<b>FY 2022 Actual</b>	<b>FY 2023 Current Yr.</b>
Appropriation (All Funds)	100,000	100,000	100,000	100,000
Less Reverted (All Funds)	0	0	0	0
Less Restricted (All Funds)*	0	0	0	0
Budget Authority (All Funds)	100,000	100,000	100,000	100,000
Actual Expenditures (All Funds)	43,222	34,140	37,081	N/A
Unexpended (All Funds)	56,778	65,860	62,919	N/A
Unexpended, by Fund:				
General Revenue	0	0	0	N/A
Federal	0	0	0	N/A
Other	56,778	65,860	62,919	N/A



\*Current Year restricted amount is as of August 1, 2022.

Reverted includes Governor's standard 3 percent reserve (when applicable).  
 Restricted includes any extraordinary expenditure restrictions (when applicable).

#### NOTES:

---

**CORE RECONCILIATION DETAIL**

---

**DEPARTMENT OF MENTAL HEALTH  
ABANDONED FUND TRANSFER**

---

**5. CORE RECONCILIATION DETAIL**

---

	<b>Budget Class</b>	<b>FTE</b>	<b>GR</b>	<b>Federal</b>	<b>Other</b>	<b>Total</b>	<b>Explanation</b>
<b>TAFP AFTER VETOES</b>	TRF	0.00	0	0	100,000	100,000	
	<b>Total</b>	<b>0.00</b>	<b>0</b>	<b>0</b>	<b>100,000</b>	<b>100,000</b>	
<b>DEPARTMENT CORE REQUEST</b>	TRF	0.00	0	0	100,000	100,000	
	<b>Total</b>	<b>0.00</b>	<b>0</b>	<b>0</b>	<b>100,000</b>	<b>100,000</b>	
<b>GOVERNOR'S RECOMMENDED CORE</b>	TRF	0.00	0	0	100,000	100,000	
	<b>Total</b>	<b>0.00</b>	<b>0</b>	<b>0</b>	<b>100,000</b>	<b>100,000</b>	

REPORT 9 - FY 2024 DEPARTMENT REQUEST

DECISION ITEM SUMMARY

Budget Unit								
Decision Item	FY 2022	FY 2022	FY 2023	FY 2023	FY 2024	FY 2024	*****	*****
Budget Object Summary	ACTUAL	ACTUAL	BUDGET	BUDGET	DEPT REQ	DEPT REQ	SECURED	SECURED
Fund	DOLLAR	FTE	DOLLAR	FTE	DOLLAR	FTE	COLUMN	COLUMN
ABANDONED FUND TRANSFER								
CORE								
FUND TRANSFERS								
ABANDONED FUND ACCOUNT	37,081	0.00	100,000	0.00	100,000	0.00	0	0.00
TOTAL - TRF	37,081	0.00	100,000	0.00	100,000	0.00	0	0.00
TOTAL	37,081	0.00	100,000	0.00	100,000	0.00	0	0.00
GRAND TOTAL	\$37,081	0.00	\$100,000	0.00	\$100,000	0.00	\$0	0.00



REPORT 10 - FY 2024 DEPARTMENT REQUEST

DECISION ITEM DETAIL

Budget Unit	FY 2022	FY 2022	FY 2023	FY 2023	FY 2024	FY 2024	*****	*****
Decision Item	ACTUAL	ACTUAL	BUDGET	BUDGET	DEPT REQ	DEPT REQ	SECURED	SECURED
Budget Object Class	DOLLAR	FTE	DOLLAR	FTE	DOLLAR	FTE	COLUMN	COLUMN
ABANDONED FUND TRANSFER								
CORE								
TRANSFERS OUT	37,081	0.00	100,000	0.00	100,000	0.00	0	0.00
TOTAL - TRF	37,081	0.00	100,000	0.00	100,000	0.00	0	0.00
GRAND TOTAL	\$37,081	0.00	\$100,000	0.00	\$100,000	0.00	\$0	0.00
GENERAL REVENUE	\$0	0.00	\$0	0.00	\$0	0.00		0.00
FEDERAL FUNDS	\$0	0.00	\$0	0.00	\$0	0.00		0.00
OTHER FUNDS	\$37,081	0.00	\$100,000	0.00	\$100,000	0.00		0.00



# **Mental Health Trust Fund**



## CORE DECISION ITEM

<b>Department:</b>	<b>Mental Health</b>	<b>Budget Unit</b>	<b>65135C</b>
<b>Division:</b>	<b>Office of Director</b>		
<b>Core:</b>	<b>Mental Health Trust Fund</b>	<b>HB Section</b>	<b>10.040</b>

### 1. CORE FINANCIAL SUMMARY

FY 2024 Budget Request					FY 2024 Governor's Recommendation				
	GR	Federal	Other	Total		GR	Federal	Other	Total
PS	0	0	518,339	518,339	PS	0	0	0	0
EE	0	0	1,700,000	1,700,000	EE	0	0	0	0
PSD	0	0	225,000	225,000	PSD	0	0	0	0
TRF	0	0	0	0	TRF	0	0	0	0
<b>Total</b>	<b>0</b>	<b>0</b>	<b>2,443,339</b>	<b>2,443,339</b>	<b>Total</b>	<b>0</b>	<b>0</b>	<b>0</b>	<b>0</b>
<b>FTE</b>	<b>0.00</b>	<b>0.00</b>	<b>7.50</b>	<b>7.50</b>	<b>FTE</b>	<b>0.00</b>	<b>0.00</b>	<b>0.00</b>	<b>0.00</b>
<b>Est. Fringe</b>	<b>0</b>	<b>0</b>	<b>305,985</b>	<b>305,985</b>	<b>Est. Fringe</b>	<b>0</b>	<b>0</b>	<b>0</b>	<b>0</b>
<i>Note: Fringes budgeted in House Bill 5 except for certain fringes budgeted directly to MoDOT, Highway Patrol, and Conservation.</i>					<i>Note: Fringes budgeted in House Bill 5 except for certain fringes budgeted directly to MoDOT, Highway Patrol, and Conservation.</i>				

Other Funds: Mental Health Trust Fund (MHTF) (0926) \$2,443,339 and 7.50 FTE.

Other Funds:

### 2. CORE DESCRIPTION

The Department of Mental Health (DMH) requests authority to expend monies from non-federal grants, gifts, donations, unclaimed funds, and canteen profits to support the delivery of service to DMH clients. In addition, the department may receive funding to conduct a variety of evaluation studies, including emerging, new medication studies, as well as other non-federal grant activities.

### 3. PROGRAM LISTING (list programs included in this core funding)

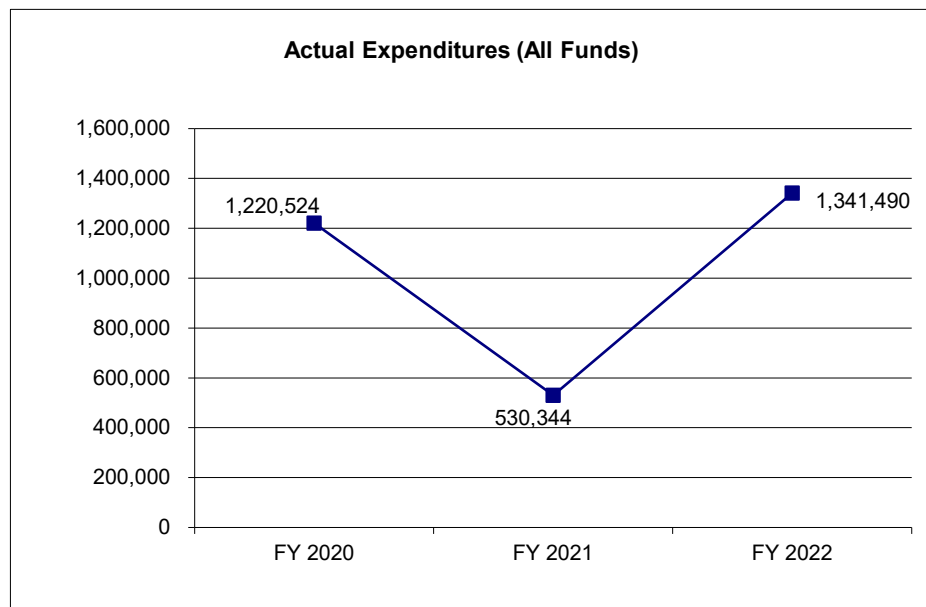
Not applicable.

# **CORE DECISION ITEM**

<b>Department:</b>	<b>Mental Health</b>	<b>Budget Unit</b>	<b>65135C</b>
<b>Division:</b>	<b>Office of Director</b>		
<b>Core:</b>	<b>Mental Health Trust Fund</b>	<b>HB Section</b>	<b>10.040</b>

## **4. FINANCIAL HISTORY**

	<b>FY 2020 Actual</b>	<b>FY 2021 Actual</b>	<b>FY 2022 Actual</b>	<b>FY 2023 Current Yr.</b>
Appropriation (All Funds)	2,390,459	2,397,338	2,402,061	2,443,339
Less Reverted (All Funds)	0	0	0	0
Less Restricted (All Funds)*	0	0	0	0
Budget Authority (All Funds)	2,390,459	2,397,338	2,402,061	2,443,339
Actual Expenditures (All Funds)	1,220,524	530,344	1,341,490	N/A
Unexpended (All Funds)	1,169,935	1,866,994	1,060,571	N/A
Unexpended, by Fund:				
General Revenue	0	0	0	N/A
Federal	0	0	0	N/A
Other	1,169,935	1,866,994	1,060,571	N/A



\*Current Year restricted amount is as of August 1, 2022.

Reverted includes Governor's standard 3 percent reserve (when applicable).  
 Restricted includes any extraordinary expenditure restrictions (when applicable).

## **NOTES:**

**CORE RECONCILIATION DETAIL**

**DEPARTMENT OF MENTAL HEALTH  
MENTAL HEALTH TRUST FUND**

**5. CORE RECONCILIATION DETAIL**

	<b>Budget Class</b>	<b>FTE</b>	<b>GR</b>	<b>Federal</b>	<b>Other</b>	<b>Total</b>	<b>Explanation</b>
<b>TAFP AFTER VETOES</b>							
	PS	7.50	0	0	518,339	518,339	
	EE	0.00	0	0	1,700,000	1,700,000	
	PD	0.00	0	0	225,000	225,000	
	<b>Total</b>	<b>7.50</b>	<b>0</b>	<b>0</b>	<b>2,443,339</b>	<b>2,443,339</b>	
<b>DEPARTMENT CORE REQUEST</b>							
	PS	7.50	0	0	518,339	518,339	
	EE	0.00	0	0	1,700,000	1,700,000	
	PD	0.00	0	0	225,000	225,000	
	<b>Total</b>	<b>7.50</b>	<b>0</b>	<b>0</b>	<b>2,443,339</b>	<b>2,443,339</b>	
<b>GOVERNOR'S RECOMMENDED CORE</b>							
	PS	7.50	0	0	518,339	518,339	
	EE	0.00	0	0	1,700,000	1,700,000	
	PD	0.00	0	0	225,000	225,000	
	<b>Total</b>	<b>7.50</b>	<b>0</b>	<b>0</b>	<b>2,443,339</b>	<b>2,443,339</b>	

## REPORT 9 - FY 2024 DEPARTMENT REQUEST

## DECISION ITEM SUMMARY

Budget Unit								
Decision Item	FY 2022	FY 2022	FY 2023	FY 2023	FY 2024	FY 2024	*****	*****
Budget Object Summary	ACTUAL	ACTUAL	BUDGET	BUDGET	DEPT REQ	DEPT REQ	SECURED	SECURED
Fund	DOLLAR	FTE	DOLLAR	FTE	DOLLAR	FTE	COLUMN	COLUMN
<b>MENTAL HEALTH TRUST FUND</b>								
<b>CORE</b>								
PERSONAL SERVICES								
MENTAL HEALTH TRUST	133,147	3.03	518,339	7.50	518,339	7.50	0	0.00
TOTAL - PS	133,147	3.03	518,339	7.50	518,339	7.50	0	0.00
EXPENSE & EQUIPMENT								
MENTAL HEALTH TRUST	1,013,344	0.00	1,700,000	0.00	1,700,000	0.00	0	0.00
TOTAL - EE	1,013,344	0.00	1,700,000	0.00	1,700,000	0.00	0	0.00
PROGRAM-SPECIFIC								
MENTAL HEALTH TRUST	195,000	0.00	225,000	0.00	225,000	0.00	0	0.00
TOTAL - PD	195,000	0.00	225,000	0.00	225,000	0.00	0	0.00
<b>TOTAL</b>	<b>1,341,491</b>	<b>3.03</b>	<b>2,443,339</b>	<b>7.50</b>	<b>2,443,339</b>	<b>7.50</b>	<b>0</b>	<b>0.00</b>
<b>GRAND TOTAL</b>	<b>\$1,341,491</b>	<b>3.03</b>	<b>\$2,443,339</b>	<b>7.50</b>	<b>\$2,443,339</b>	<b>7.50</b>	<b>\$0</b>	<b>0.00</b>



# REPORT 10 - FY 2024 DEPARTMENT REQUEST

# DECISION ITEM DETAIL

Budget Unit	FY 2022	FY 2022	FY 2023	FY 2023	FY 2024	FY 2024	*****	*****
Decision Item	ACTUAL	ACTUAL	BUDGET	BUDGET	DEPT REQ	DEPT REQ	SECURED	SECURED
Budget Object Class	DOLLAR	FTE	DOLLAR	FTE	DOLLAR	FTE	COLUMN	COLUMN
<b>MENTAL HEALTH TRUST FUND</b>								
<b>CORE</b>								
STUDENT INTERN	0	0.00	3,414	0.13	3,232	0.13	0	0.00
CLIENT/PATIENT WORKER	1,280	0.00	173,331	1.42	176,757	1.42	0	0.00
MISCELLANEOUS PROFESSIONAL	0	0.00	121,416	1.27	123,798	1.27	0	0.00
SKILLED TRADESMAN	55	0.00	0	0.00	0	0.00	0	0.00
THERAPEUTIC SERVICES WORKER	0	0.00	134,141	2.50	126,814	2.50	0	0.00
SR THERAPEUTIC SERVICES WORKER	0	0.00	14,351	0.40	14,635	0.40	0	0.00
RECREATION/MUSIC THERAPIST	0	0.00	21,204	0.60	21,624	0.60	0	0.00
RECREATION/MUSIC THERAPIST SPV	128,608	2.96	50,482	1.18	51,479	1.18	0	0.00
THERAPEUTIC SERVICES MANAGER	1,858	0.04	0	0.00	0	0.00	0	0.00
REHABILITATION SPECIALIST	55	0.00	0	0.00	0	0.00	0	0.00
SPECIALIZED TRADES WORKER	1,291	0.03	0	0.00	0	0.00	0	0.00
<b>TOTAL - PS</b>	<b>133,147</b>	<b>3.03</b>	<b>518,339</b>	<b>7.50</b>	<b>518,339</b>	<b>7.50</b>	<b>0</b>	<b>0.00</b>
TRAVEL, IN-STATE	627	0.00	650	0.00	650	0.00	0	0.00
FUEL & UTILITIES	0	0.00	50	0.00	50	0.00	0	0.00
SUPPLIES	35,252	0.00	493,098	0.00	493,098	0.00	0	0.00
PROFESSIONAL DEVELOPMENT	0	0.00	5,468	0.00	5,468	0.00	0	0.00
COMMUNICATION SERV & SUPP	33,377	0.00	73,216	0.00	73,216	0.00	0	0.00
PROFESSIONAL SERVICES	767,787	0.00	408,547	0.00	408,547	0.00	0	0.00
M&R SERVICES	8,340	0.00	33,689	0.00	33,689	0.00	0	0.00
MOTORIZED EQUIPMENT	49,892	0.00	0	0.00	0	0.00	0	0.00
OFFICE EQUIPMENT	0	0.00	14,976	0.00	14,976	0.00	0	0.00
OTHER EQUIPMENT	19,312	0.00	386,088	0.00	386,088	0.00	0	0.00
PROPERTY & IMPROVEMENTS	91,663	0.00	50,250	0.00	50,250	0.00	0	0.00
EQUIPMENT RENTALS & LEASES	0	0.00	13,468	0.00	13,468	0.00	0	0.00
MISCELLANEOUS EXPENSES	7,094	0.00	220,500	0.00	220,500	0.00	0	0.00
<b>TOTAL - EE</b>	<b>1,013,344</b>	<b>0.00</b>	<b>1,700,000</b>	<b>0.00</b>	<b>1,700,000</b>	<b>0.00</b>	<b>0</b>	<b>0.00</b>

9/20/22 19:27

im\_didetail

REPORT 10 - FY 2024 DEPARTMENT REQUEST

DECISION ITEM DETAIL

Budget Unit	FY 2022	FY 2022	FY 2023	FY 2023	FY 2024	FY 2024	*****	*****
Decision Item	ACTUAL	ACTUAL	BUDGET	BUDGET	DEPT REQ	DEPT REQ	SECURED	SECURED
Budget Object Class	DOLLAR	FTE	DOLLAR	FTE	DOLLAR	FTE	COLUMN	COLUMN
MENTAL HEALTH TRUST FUND								
CORE								
PROGRAM DISTRIBUTIONS	195,000	0.00	225,000	0.00	225,000	0.00	0	0.00
TOTAL - PD	195,000	0.00	225,000	0.00	225,000	0.00	0	0.00
GRAND TOTAL	\$1,341,491	3.03	\$2,443,339	7.50	\$2,443,339	7.50	\$0	0.00
GENERAL REVENUE	\$0	0.00	\$0	0.00	\$0	0.00		0.00
FEDERAL FUNDS	\$0	0.00	\$0	0.00	\$0	0.00		0.00
OTHER FUNDS	\$1,341,491	3.03	\$2,443,339	7.50	\$2,443,339	7.50		0.00

# Federal Funds



# **CORE DECISION ITEM**

<b>Department:</b>	<b>Mental Health</b>	<b>Budget Unit</b>	<b>65195C</b>
<b>Division:</b>	<b>Office of Director</b>		
<b>Core:</b>	<b>Federal Funds</b>	<b>HB Section</b>	<b>10.045</b>

## **1. CORE FINANCIAL SUMMARY**

	<b>FY 2024 Budget Request</b>			
	<b>GR</b>	<b>Federal</b>	<b>Other</b>	<b>Total</b>
<b>PS</b>	0	135,020	0	135,020
<b>EE</b>	0	2,462,331	0	2,462,331
<b>PSD</b>	0	0	0	0
<b>TRF</b>	0	0	0	0
<b>Total</b>	<b>0</b>	<b>2,597,351</b>	<b>0</b>	<b>2,597,351</b>
<b>FTE</b>	<b>0.00</b>	<b>2.00</b>	<b>0.00</b>	<b>2.00</b>

<b>Est. Fringe</b>	0	80,427	0	80,427
<i>Note: Fringes budgeted in House Bill 5 except for certain fringes budgeted directly to MoDOT, Highway Patrol, and Conservation.</i>				

Other Funds: None.

	<b>FY 2024 Governor's Recommendation</b>			
	<b>GR</b>	<b>Federal</b>	<b>Other</b>	<b>Total</b>
<b>PS</b>	0	0	0	0
<b>EE</b>	0	0	0	0
<b>PSD</b>	0	0	0	0
<b>TRF</b>	0	0	0	0
<b>Total</b>	<b>0</b>	<b>0</b>	<b>0</b>	<b>0</b>
<b>FTE</b>	<b>0.00</b>	<b>0.00</b>	<b>0.00</b>	<b>0.00</b>

<b>Est. Fringe</b>	0	0	0	0
<i>Note: Fringes budgeted in House Bill 5 except for certain fringes budgeted directly to MoDOT, Highway Patrol, and Conservation.</i>				

Other Funds:

## **2. CORE DESCRIPTION**

This appropriation allows the Department of Mental Health (DMH) to accept federal grant funding that becomes available during a current fiscal year. Procedures consistent with the provisions of Section 630.090, RSMo. are followed.

In order to maximize the federal funding received in a fiscal year, the department needs to be able to accept and expend federal funding when it becomes available. The department utilizes this appropriation to take advantage of federal grant opportunities in a timely manner. Federal funds received are used only for a given year and if the funding continues into the next fiscal year, a new decision item is requested. Section 33.812, RSMo. requires that the department submit all new grant applications to the Office of Administration, the Budget Committee of the Missouri House of Representatives, and the Appropriations Committee of the Missouri Senate for review before accepting the federal funding.

## **3. PROGRAM LISTING (list programs included in this core funding)**

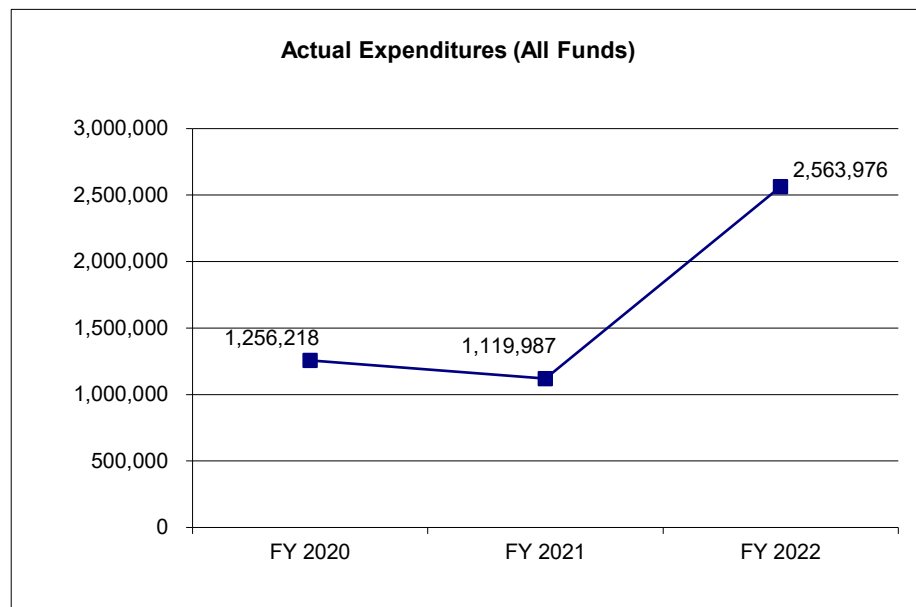
Not applicable.

# **CORE DECISION ITEM**

<b>Department:</b>	<b>Mental Health</b>	<b>Budget Unit</b>	<b>65195C</b>
<b>Division:</b>	<b>Office of Director</b>		
<b>Core:</b>	<b>Federal Funds</b>	<b>HB Section</b>	<b>10.045</b>

## **4. FINANCIAL HISTORY**

	<b>FY 2020 Actual</b>	<b>FY 2021 Actual</b>	<b>FY 2022 Actual</b>	<b>FY 2023 Current Yr.</b>
Appropriation (All Funds)	8,629,784	7,781,359	2,588,522	2,597,351
Less Reverted (All Funds)	0	0	0	0
Less Restricted (All Funds)*	0	0	0	0
Budget Authority (All Funds)	8,629,784	7,781,359	2,588,522	2,597,351
Actual Expenditures (All Funds)	1,256,218	1,119,987	2,563,976	N/A
Unexpended (All Funds)	7,373,566	6,661,372	24,546	N/A
Unexpended, by Fund:				
General Revenue	0	0	0	N/A
Federal	7,373,566	6,661,372	24,546	N/A
Other	0	0	0	N/A
	<b>(1), (2)</b>	<b>(1), (2)</b>	<b>(3)</b>	



\*Current Year restricted amount is as of August 1, 2022.

Reverted includes Governor's standard 3 percent reserve (when applicable).

Restricted includes any extraordinary expenditure restrictions (when applicable).

## **NOTES:**

**(1)** \$6,045,000 additional federal authority was appropriated during the fiscal year for the Crisis Counseling Program grant which increased the total appropriation, including \$5,075,000 for COVID-19 Crisis Counseling.

**(2)** Lapse is due to startup delays for the FY 20 SAMHSA Disaster Response State Grant Program.

**(3)** FY 22 increased expenditures include the FY 20 SAMHSA Disaster Response State Grant Program.

**CORE RECONCILIATION DETAIL**

**DEPARTMENT OF MENTAL HEALTH  
DMH FEDERAL FUND**

**5. CORE RECONCILIATION DETAIL**

	<b>Budget Class</b>	<b>FTE</b>	<b>GR</b>	<b>Federal</b>	<b>Other</b>	<b>Total</b>	<b>Explanation</b>
<b>TAFP AFTER VETOES</b>							
	PS	2.00	0	135,020	0	135,020	
	EE	0.00	0	2,462,331	0	2,462,331	
	<b>Total</b>	<b>2.00</b>	<b>0</b>	<b>2,597,351</b>	<b>0</b>	<b>2,597,351</b>	
<b>DEPARTMENT CORE REQUEST</b>							
	PS	2.00	0	135,020	0	135,020	
	EE	0.00	0	2,462,331	0	2,462,331	
	<b>Total</b>	<b>2.00</b>	<b>0</b>	<b>2,597,351</b>	<b>0</b>	<b>2,597,351</b>	
<b>GOVERNOR'S RECOMMENDED CORE</b>							
	PS	2.00	0	135,020	0	135,020	
	EE	0.00	0	2,462,331	0	2,462,331	
	<b>Total</b>	<b>2.00</b>	<b>0</b>	<b>2,597,351</b>	<b>0</b>	<b>2,597,351</b>	

## REPORT 9 - FY 2024 DEPARTMENT REQUEST

## DECISION ITEM SUMMARY

Budget Unit								
Decision Item	FY 2022	FY 2022	FY 2023	FY 2023	FY 2024	FY 2024	*****	*****
Budget Object Summary	ACTUAL	ACTUAL	BUDGET	BUDGET	DEPT REQ	DEPT REQ	SECURED	SECURED
Fund	DOLLAR	FTE	DOLLAR	FTE	DOLLAR	FTE	COLUMN	COLUMN
<b>DMH FEDERAL FUND</b>								
<b>CORE</b>								
PERSONAL SERVICES								
DEPT MENTAL HEALTH	101,846	1.16	135,020	2.00	135,020	2.00	0	0.00
TOTAL - PS	101,846	1.16	135,020	2.00	135,020	2.00	0	0.00
EXPENSE & EQUIPMENT								
DEPT MENTAL HEALTH	2,462,130	0.00	2,462,331	0.00	2,462,331	0.00	0	0.00
TOTAL - EE	2,462,130	0.00	2,462,331	0.00	2,462,331	0.00	0	0.00
<b>TOTAL</b>	<b>2,563,976</b>	<b>1.16</b>	<b>2,597,351</b>	<b>2.00</b>	<b>2,597,351</b>	<b>2.00</b>	<b>0</b>	<b>0.00</b>
<b>GRAND TOTAL</b>	<b>\$2,563,976</b>	<b>1.16</b>	<b>\$2,597,351</b>	<b>2.00</b>	<b>\$2,597,351</b>	<b>2.00</b>	<b>\$0</b>	<b>0.00</b>



# REPORT 10 - FY 2024 DEPARTMENT REQUEST

# DECISION ITEM DETAIL

Budget Unit	FY 2022	FY 2022	FY 2023	FY 2023	FY 2024	FY 2024	*****	*****
Decision Item	ACTUAL	ACTUAL	BUDGET	BUDGET	DEPT REQ	DEPT REQ	SECURED	SECURED
Budget Object Class	DOLLAR	FTE	DOLLAR	FTE	DOLLAR	FTE	COLUMN	COLUMN
<b>DMH FEDERAL FUND</b>								
<b>CORE</b>								
MISCELLANEOUS PROFESSIONAL	0	0.00	47,235	1.00	47,207	1.00	0	0.00
SPECIAL ASST PROFESSIONAL	5,506	0.08	87,501	1.00	87,813	1.00	0	0.00
PRINCIPAL ASST BOARD/COMMISSON	289	0.00	0	0.00	0	0.00	0	0.00
NURSE CLINICIAN/PRACTITIONER	65,174	0.56	0	0.00	0	0.00	0	0.00
REGISTERED NURSE	30,877	0.52	0	0.00	0	0.00	0	0.00
OTHER	0	0.00	284	0.00	0	0.00	0	0.00
<b>TOTAL - PS</b>	<b>101,846</b>	<b>1.16</b>	<b>135,020</b>	<b>2.00</b>	<b>135,020</b>	<b>2.00</b>	<b>0</b>	<b>0.00</b>
TRAVEL, IN-STATE	275	0.00	13,015	0.00	13,015	0.00	0	0.00
SUPPLIES	51	0.00	10,481	0.00	10,481	0.00	0	0.00
PROFESSIONAL DEVELOPMENT	600	0.00	360	0.00	360	0.00	0	0.00
COMMUNICATION SERV & SUPP	0	0.00	10,323	0.00	10,323	0.00	0	0.00
PROFESSIONAL SERVICES	2,461,204	0.00	2,400,544	0.00	2,400,544	0.00	0	0.00
M&R SERVICES	0	0.00	2,876	0.00	2,876	0.00	0	0.00
OFFICE EQUIPMENT	0	0.00	74	0.00	74	0.00	0	0.00
OTHER EQUIPMENT	0	0.00	23,676	0.00	23,676	0.00	0	0.00
EQUIPMENT RENTALS & LEASES	0	0.00	100	0.00	100	0.00	0	0.00
MISCELLANEOUS EXPENSES	0	0.00	882	0.00	882	0.00	0	0.00
<b>TOTAL - EE</b>	<b>2,462,130</b>	<b>0.00</b>	<b>2,462,331</b>	<b>0.00</b>	<b>2,462,331</b>	<b>0.00</b>	<b>0</b>	<b>0.00</b>
<b>GRAND TOTAL</b>	<b>\$2,563,976</b>	<b>1.16</b>	<b>\$2,597,351</b>	<b>2.00</b>	<b>\$2,597,351</b>	<b>2.00</b>	<b>\$0</b>	<b>0.00</b>
<b>GENERAL REVENUE</b>	<b>\$0</b>	<b>0.00</b>	<b>\$0</b>	<b>0.00</b>	<b>\$0</b>	<b>0.00</b>		<b>0.00</b>
<b>FEDERAL FUNDS</b>	<b>\$2,563,976</b>	<b>1.16</b>	<b>\$2,597,351</b>	<b>2.00</b>	<b>\$2,597,351</b>	<b>2.00</b>		<b>0.00</b>
<b>OTHER FUNDS</b>	<b>\$0</b>	<b>0.00</b>	<b>\$0</b>	<b>0.00</b>	<b>\$0</b>	<b>0.00</b>		<b>0.00</b>

9/20/22 19:27

im\_didetail



# **Housing Assistance**



## CORE DECISION ITEM

<b>Department:</b>	<b>Mental Health</b>	<b>Budget Unit</b>	<b>65198C</b>
<b>Division:</b>	<b>Office of Director</b>		
<b>Core:</b>	<b>Housing Assistance</b>	<b>HB Section</b>	<b>10.050</b>

### 1. CORE FINANCIAL SUMMARY

FY 2024 Budget Request					FY 2024 Governor's Recommendation				
	GR	Federal	Other	Total		GR	Federal	Other	Total
PS	0	0	0	0	PS	0	0	0	0
EE	0	0	0	0	EE	0	0	0	0
PSD	0	0	0	0	PSD	0	0	0	0
TRF	0	0	0	0	TRF	0	0	0	0
<b>Total</b>	<b>0</b>	<b>0</b>	<b>0</b>	<b>0</b>	<b>Total</b>	<b>0</b>	<b>0</b>	<b>0</b>	<b>0</b>
<b>FTE</b>	<b>0.00</b>	<b>0.00</b>	<b>0.00</b>	<b>0.00</b>	<b>FTE</b>	<b>0.00</b>	<b>0.00</b>	<b>0.00</b>	<b>0.00</b>
<b>Est. Fringe</b>	<b>0</b>	<b>0</b>	<b>0</b>	<b>0</b>	<b>Est. Fringe</b>	<b>0</b>	<b>0</b>	<b>0</b>	<b>0</b>
<i>Note: Fringes budgeted in House Bill 5 except for certain fringes budgeted directly to MoDOT, Highway Patrol, and Conservation.</i>					<i>Note: Fringes budgeted in House Bill 5 except for certain fringes budgeted directly to MoDOT, Highway Patrol, and Conservation.</i>				

Other Funds: None.

Other Funds:

### 2. CORE DESCRIPTION

This core item includes federal grant funds for the Shelter Plus Care Grants. Shelter Plus Care provides rental assistance for homeless individuals with disabilities and their families. Disability is defined by HUD for this program as someone who is seriously mentally ill, has chronic substance use disorders, is developmentally disabled, or has acquired immunodeficiency syndrome (AIDS) and related diseases. The grants provide rental assistance for permanent housing and must be matched in the aggregate by supportive services that are equal in value to the amount of rental assistance. Goals for participants in the Shelter Plus Care program include obtaining and maintaining stable housing for at least one year, maintaining physical and mental wellness and/or sobriety, obtaining employment/income, and family reunification. This core item also includes a Veteran's Administration per diem grant and GR support for homeless veteran services in St. Louis.

This item has been reallocated to the Division of Behavioral Health, in House Bill Section, Community Treatment.

### 3. PROGRAM LISTING (list programs included in this core funding)

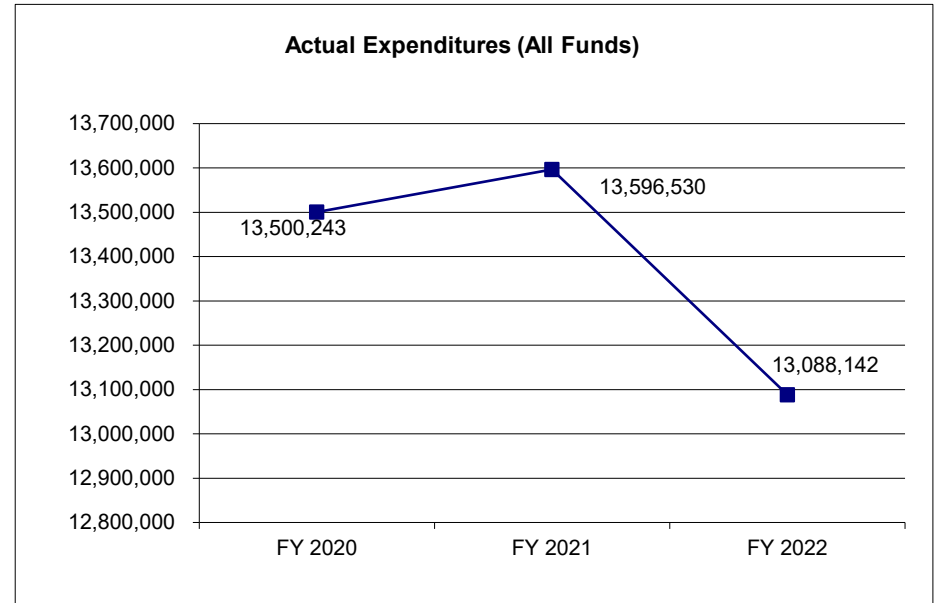
Housing Assistance

# **CORE DECISION ITEM**

<b>Department:</b>	<b>Mental Health</b>	<b>Budget Unit</b>	<b>65198C</b>
<b>Division:</b>	<b>Office of Director</b>		
<b>Core:</b>	<b>Housing Assistance</b>	<b>HB Section</b>	<b>10.050</b>

## **4. FINANCIAL HISTORY**

	<b>FY 2020 Actual</b>	<b>FY 2021 Actual</b>	<b>FY 2022 Actual</b>	<b>FY 2023 Current Yr.</b>
Appropriation (All Funds)	15,591,746	15,591,746	15,591,746	15,591,746
Less Reverted (All Funds)	(7,650)	(7,650)	(7,650)	(7,650)
Less Restricted (All Funds)*	0	0	0	0
Budget Authority (All Funds)	15,584,096	15,584,096	15,584,096	15,584,096
Actual Expenditures (All Funds)	13,500,243	13,596,530	13,088,142	N/A
Unexpended (All Funds)	2,083,853	1,987,566	2,495,954	N/A
Unexpended, by Fund:				
General Revenue	0	0	11,519	N/A
Federal	2,083,853	1,987,566	2,484,435	N/A
Other	0	0	0	N/A
			(1)	



\*Current Year restricted amount is as of August 1, 2022.

Reverted includes Governor's standard 3 percent reserve (when applicable).  
 Restricted includes any extraordinary expenditure restrictions (when applicable).

## **NOTES:**

## CORE RECONCILIATION DETAIL

### DEPARTMENT OF MENTAL HEALTH HOUSING ASSISTANCE

#### 5. CORE RECONCILIATION DETAIL

				Budget Class	FTE	GR	Federal	Other	Total	Explanation
<b>TAFP AFTER VETOES</b>				PD	0.00	255,000	15,336,746	0	15,591,746	
				<b>Total</b>	<b>0.00</b>	<b>255,000</b>	<b>15,336,746</b>	<b>0</b>	<b>15,591,746</b>	
<b>DEPARTMENT CORE ADJUSTMENTS</b>										
Core Reallocation	15	2781	PD	0.00		0	(1,000,000)	0	(1,000,000)	Reallocation of Housing Assistance to Division of Behavioral Health Treatment Services to combine into one Housing program.
Core Reallocation	15	2792	PD	0.00		(255,000)	0	0	(255,000)	Reallocation of Housing Assistance to Division of Behavioral Health Treatment Services to combine into one Housing program.
Core Reallocation	15	1681	PD	0.00		0	(14,336,746)	0	(14,336,746)	Reallocation of Housing Assistance to Division of Behavioral Health Treatment Services to combine into one Housing program.
<b>NET DEPARTMENT CHANGES</b>					<b>0.00</b>	<b>(255,000)</b>	<b>(15,336,746)</b>	<b>0</b>	<b>(15,591,746)</b>	
<b>DEPARTMENT CORE REQUEST</b>				PD	0.00	0	0	0	0	
				<b>Total</b>	<b>0.00</b>	<b>0</b>	<b>0</b>	<b>0</b>	<b>0</b>	
<b>GOVERNOR'S RECOMMENDED CORE</b>				PD	0.00	0	0	0	0	
				<b>Total</b>	<b>0.00</b>	<b>0</b>	<b>0</b>	<b>0</b>	<b>0</b>	

REPORT 9 - FY 2024 DEPARTMENT REQUEST

DECISION ITEM SUMMARY

Budget Unit								
Decision Item	FY 2022	FY 2022	FY 2023	FY 2023	FY 2024	FY 2024	*****	*****
Budget Object Summary	ACTUAL	ACTUAL	BUDGET	BUDGET	DEPT REQ	DEPT REQ	SECURED	SECURED
Fund	DOLLAR	FTE	DOLLAR	FTE	DOLLAR	FTE	COLUMN	COLUMN
HOUSING ASSISTANCE								
CORE								
PROGRAM-SPECIFIC								
GENERAL REVENUE	235,831	0.00	255,000	0.00	0	0.00	0	0.00
DEPT MENTAL HEALTH	12,852,311	0.00	15,336,746	0.00	0	0.00	0	0.00
TOTAL - PD	13,088,142	0.00	15,591,746	0.00	0	0.00	0	0.00
TOTAL	13,088,142	0.00	15,591,746	0.00	0	0.00	0	0.00
GRAND TOTAL	\$13,088,142	0.00	\$15,591,746	0.00	\$0	0.00	\$0	0.00



REPORT 10 - FY 2024 DEPARTMENT REQUEST

DECISION ITEM DETAIL

Budget Unit	FY 2022	FY 2022	FY 2023	FY 2023	FY 2024	FY 2024	*****	*****
Decision Item	ACTUAL	ACTUAL	BUDGET	BUDGET	DEPT REQ	DEPT REQ	SECURED	SECURED
Budget Object Class	DOLLAR	FTE	DOLLAR	FTE	DOLLAR	FTE	COLUMN	COLUMN
HOUSING ASSISTANCE								
CORE								
PROGRAM DISTRIBUTIONS	13,088,142	0.00	15,591,746	0.00	0	0.00	0	0.00
TOTAL - PD	13,088,142	0.00	15,591,746	0.00	0	0.00	0	0.00
GRAND TOTAL	\$13,088,142	0.00	\$15,591,746	0.00	\$0	0.00	\$0	0.00
GENERAL REVENUE	\$235,831	0.00	\$255,000	0.00	\$0	0.00		0.00
FEDERAL FUNDS	\$12,852,311	0.00	\$15,336,746	0.00	\$0	0.00		0.00
OTHER FUNDS	\$0	0.00	\$0	0.00	\$0	0.00		0.00



**ICF/IID UPL**



# CORE DECISION ITEM

Department:	Mental Health	Budget Unit	65237C
Division:	Office of Director		
Core:	Medicaid Payments Related to State Operated ICF/IID UPL Claim Payments	HB Section	10.055

## 1. CORE FINANCIAL SUMMARY

	FY 2024 Budget Request			
	GR	Federal	Other	Total
PS	0	0	0	0
EE	0	0	0	0
PSD	0	11,900,000	6,600,000	18,500,000
TRF	0	0	0	0
Total	0	11,900,000	6,600,000	18,500,000

FTE 0.00 0.00 0.00 0.00

Est. Fringe 0 0 0 0

Note: Fringes budgeted in House Bill 5 except for certain fringes budgeted directly to MoDOT, Highway Patrol, and Conservation.

Other Funds: Mental Health Intergovernmental Transfer Fund (IGT)  
(0147) \$6,600,000

	FY 2024 Governor's Recommendation			
	GR	Federal	Other	Total
PS	0	0	0	0
EE	0	0	0	0
PSD	0	0	0	0
TRF	0	0	0	0
Total	0	0	0	0

FTE 0.00 0.00 0.00 0.00

Est. Fringe 0 0 0 0

Note: Fringes budgeted in House Bill 5 except for certain fringes budgeted directly to MoDOT, Highway Patrol, and Conservation.

Other Funds:

## 2. CORE DESCRIPTION

Federal regulations permit a Medicaid claim based on an established maximum calculation using Medicare rules. The maximum amount that could be paid is called the Upper Payment Limit (UPL). This authority provides the mechanism that allows the State of Missouri to capture additional federal funds from the UPL claim on the state-operated ICF/IID facilities (DD habilitation centers).

The Upper Payment Limit regulation was established in 1981 and was initially designed to:

- Set a maximum cap/ceiling on payments to facilities;
- Allow states the flexibility to pay providers differently accounting for higher costs;
- Set reasonable rates that reflect the volume and costs of Medicaid services; and
- Ensure that safety net services would be sufficiently funded.

## 3. PROGRAM LISTING (list programs included in this core funding)

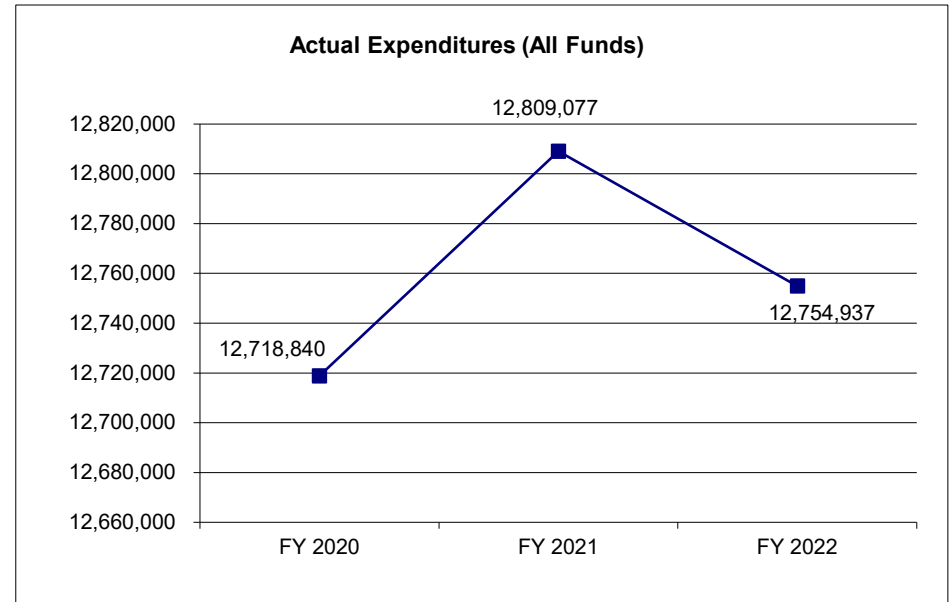
Not applicable.

# **CORE DECISION ITEM**

<b>Department:</b>	<b>Mental Health</b>	<b>Budget Unit</b>	<b>65237C</b>
<b>Division:</b>	<b>Office of Director</b>		
<b>Core:</b>	<b>Medicaid Payments Related to State Operated ICF/IID UPL Claim Payments</b>	<b>HB Section</b>	<b>10.055</b>

## **4. FINANCIAL HISTORY**

	<b>FY 2020 Actual</b>	<b>FY 2021 Actual</b>	<b>FY 2022 Actual</b>	<b>FY 2023 Current Yr.</b>
Appropriation (All Funds)	18,500,000	18,500,000	18,500,000	18,500,000
Less Reverted (All Funds)	0	0	0	0
Less Restricted (All Funds)*	0	0	0	0
Budget Authority (All Funds)	18,500,000	18,500,000	18,500,000	18,500,000
Actual Expenditures (All Funds)	12,718,840	12,809,077	12,754,937	N/A
Unexpended (All Funds)	5,781,160	5,690,923	5,745,063	N/A
Unexpended, by Fund:				
General Revenue	0	0	0	N/A
Federal	3,558,030	3,557,128	3,480,466	N/A
Other	2,223,130	2,133,795	2,264,597	N/A
	(1)			



\*Current Year restricted amount is as of August 1, 2022.

Reverted includes Governor's standard 3 percent reserve (when applicable).  
 Restricted includes any extraordinary expenditure restrictions (when applicable).

## **NOTES:**

(1) FY 20 actual expenditures declined due to reducing census and cash settlements from previous years.

---

**CORE RECONCILIATION DETAIL**

---

**DEPARTMENT OF MENTAL HEALTH  
DMH INTERGOVERNMENTAL TRANSFER**

---

**5. CORE RECONCILIATION DETAIL**

---

	<b>Budget Class</b>	<b>FTE</b>	<b>GR</b>	<b>Federal</b>	<b>Other</b>	<b>Total</b>	<b>Explanation</b>
<hr/>							
<b>TAFP AFTER VETOES</b>	PD	0.00	0	11,900,000	6,600,000	18,500,000	
	<b>Total</b>	<b>0.00</b>	<b>0</b>	<b>11,900,000</b>	<b>6,600,000</b>	<b>18,500,000</b>	
<hr/>							
<b>DEPARTMENT CORE REQUEST</b>	PD	0.00	0	11,900,000	6,600,000	18,500,000	
	<b>Total</b>	<b>0.00</b>	<b>0</b>	<b>11,900,000</b>	<b>6,600,000</b>	<b>18,500,000</b>	
<hr/>							
<b>GOVERNOR'S RECOMMENDED CORE</b>	PD	0.00	0	11,900,000	6,600,000	18,500,000	
	<b>Total</b>	<b>0.00</b>	<b>0</b>	<b>11,900,000</b>	<b>6,600,000</b>	<b>18,500,000</b>	
<hr/>							

REPORT 9 - FY 2024 DEPARTMENT REQUEST

DECISION ITEM SUMMARY

Budget Unit								
Decision Item	FY 2022	FY 2022	FY 2023	FY 2023	FY 2024	FY 2024	*****	*****
Budget Object Summary	ACTUAL	ACTUAL	BUDGET	BUDGET	DEPT REQ	DEPT REQ	SECURED	SECURED
Fund	DOLLAR	FTE	DOLLAR	FTE	DOLLAR	FTE	COLUMN	COLUMN
DMH INTERGOVERNMENTAL TRANSFER								
CORE								
PROGRAM-SPECIFIC								
DEPT MENTAL HEALTH	8,419,534	0.00	11,900,000	0.00	11,900,000	0.00	0	0.00
MENTAL HLTH INTERGOVER TRANSFR	4,335,403	0.00	6,600,000	0.00	6,600,000	0.00	0	0.00
TOTAL - PD	12,754,937	0.00	18,500,000	0.00	18,500,000	0.00	0	0.00
TOTAL	12,754,937	0.00	18,500,000	0.00	18,500,000	0.00	0	0.00
GRAND TOTAL	\$12,754,937	0.00	\$18,500,000	0.00	\$18,500,000	0.00	\$0	0.00



REPORT 10 - FY 2024 DEPARTMENT REQUEST

DECISION ITEM DETAIL

Budget Unit	FY 2022	FY 2022	FY 2023	FY 2023	FY 2024	FY 2024	*****	*****
Decision Item	ACTUAL	ACTUAL	BUDGET	BUDGET	DEPT REQ	DEPT REQ	SECURED	SECURED
Budget Object Class	DOLLAR	FTE	DOLLAR	FTE	DOLLAR	FTE	COLUMN	COLUMN
DMH INTERGOVERNMENTAL TRANSFER								
CORE								
PROGRAM DISTRIBUTIONS	12,754,937	0.00	18,500,000	0.00	18,500,000	0.00	0	0.00
TOTAL - PD	12,754,937	0.00	18,500,000	0.00	18,500,000	0.00	0	0.00
GRAND TOTAL	\$12,754,937	0.00	\$18,500,000	0.00	\$18,500,000	0.00	\$0	0.00
GENERAL REVENUE	\$0	0.00	\$0	0.00	\$0	0.00		0.00
FEDERAL FUNDS	\$8,419,534	0.00	\$11,900,000	0.00	\$11,900,000	0.00		0.00
OTHER FUNDS	\$4,335,403	0.00	\$6,600,000	0.00	\$6,600,000	0.00		0.00



# **DMH**

## **Non-Count**

## **Transfers**



## CORE DECISION ITEM

<b>Department:</b> Mental Health	<b>Budget Unit</b> 65239C, 65249C, 65250C,
<b>Division:</b> Office of Director	
<b>Core:</b> DMH Non-Count Transfers	<b>HB Section</b> 10.060, 10.065, 10.070

### 1. CORE FINANCIAL SUMMARY

	FY 2024 Budget Request			
	GR	Federal	Other	Total
PS	0	0	0	0
EE	0	0	0	0
PSD	0	0	0	0
TRF	283,849,564	251,393,308	0	535,242,872
<b>Total</b>	<b>283,849,564</b>	<b>251,393,308</b>	<b>0</b>	<b>535,242,872</b>
<b>FTE</b>	<b>0.00</b>	<b>0.00</b>	<b>0.00</b>	<b>0.00</b>

<b>Est. Fringe</b>	0	0	0	0
--------------------	---	---	---	---

*Note: Fringes budgeted in House Bill 5 except for certain fringes budgeted directly to MoDOT, Highway Patrol, and Conservation.*

Other Funds: None.

	FY 2024 Governor's Recommendation			
	GR	Federal	Other	Total
PS	0	0	0	0
EE	0	0	0	0
PSD	0	0	0	0
TRF	0	0	0	0
<b>Total</b>	<b>0</b>	<b>0</b>	<b>0</b>	<b>0</b>
<b>FTE</b>	<b>0.00</b>	<b>0.00</b>	<b>0.00</b>	<b>0.00</b>

<b>Est. Fringe</b>	0	0	0	0
--------------------	---	---	---	---

*Note: Fringes budgeted in House Bill 5 except for certain fringes budgeted directly to MoDOT, Highway Patrol, and Conservation.*

Other Funds:

### 2. CORE DESCRIPTION

This authority provides multiple non-counted transfers between funds. Federal Regulation requires states to establish they have sufficient state dollars available in order to draw down federal matching dollars. The following transfers allow for reconciliation and a mechanism to show match.

- Reconciles disproportionate share payments for state run psychiatric hospitals and certifies state match for Community Psychiatric Rehabilitation (CPR), Comprehensive Substance Treatment and Rehabilitation (CSTAR) Program, and Certified Community Behavioral Health Organization (CCBHO) by transferring from GR to the Department of Social Services Intergovernmental Transfer Fund.
- The Department of Mental Health (DMH) Medicaid transfer to deposit state match received from the Department of Social Services (DSS) into DMH Federal funds and then transfer same funds to GR.
- Disproportionate Share Hospital (DSH) program transfers federal reimbursements to GR to leverage additional funds to ease the burden of the uninsured.

### 3. PROGRAM LISTING (list programs included in this core funding)

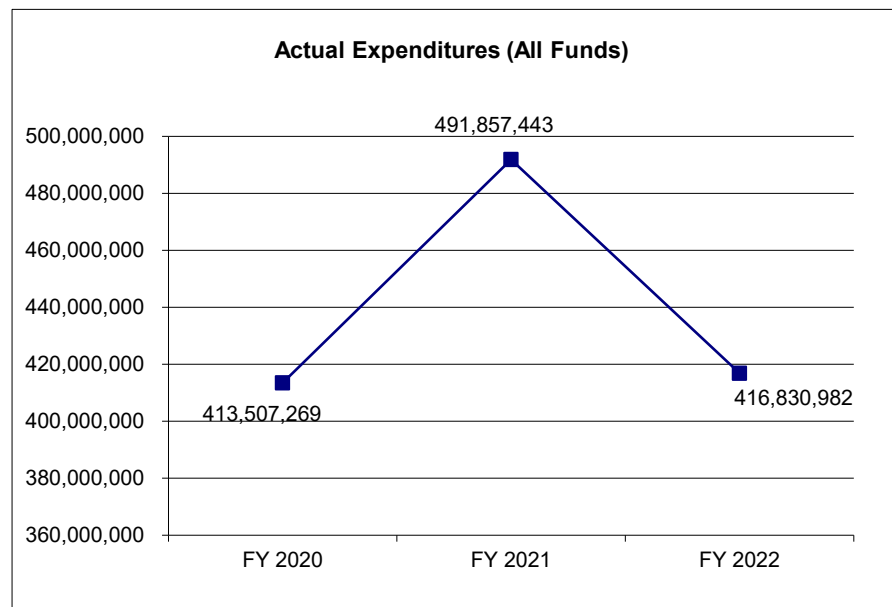
Not applicable.

# **CORE DECISION ITEM**

<b>Department:</b> <u>Mental Health</u>	<b>Budget Unit</b> <u>65239C, 65249C, 65250C,</u>
<b>Division:</b> <u>Office of Director</u>	
<b>Core:</b> <u>DMH Non-Count Transfers</u>	<b>HB Section</b> <u>10.060, 10.065, 10.070</u>

## **4. FINANCIAL HISTORY**

	<b>FY 2020 Actual</b>	<b>FY 2021 Actual</b>	<b>FY 2022 Actual</b>	<b>FY 2023 Current Yr.</b>
Appropriation (All Funds)	542,792,872	579,798,730	535,242,872	535,242,872
Less Reverted (All Funds)	0	0	0	0
Less Restricted (All Funds)*	0	0	0	0
Budget Authority (All Funds)	542,792,872	579,798,730	535,242,872	535,242,872
Actual Expenditures (All Funds)	413,507,269	491,857,443	416,830,982	N/A
Unexpended (All Funds)	129,285,603	87,941,287	118,411,890	N/A
Unexpended, by Fund:				
General Revenue	57,888,392	35,558,837	62,536,240	N/A
Federal	71,397,211	52,382,450	55,875,650	N/A
Other	0	0	0	N/A
	<b>(1)</b>	<b>(2)</b>		



\*Current Year restricted amount is as of August 1, 2022.

Reverted includes Governor's standard 3 percent reserve (when applicable).  
 Restricted includes any extraordinary expenditure restrictions (when applicable).

## **NOTES:**

- (1) Additional authority in the amount of \$9,068,871 (FY 20) was added to the appropriation for increased utilization and the Excellence in Mental Health demonstration project.
- (2) Additional authority in the amount of \$44,555,858 (FY 21) was added to the appropriation for Certified Community Behavioral Health Organizations (CCBHOs) Earnings Federal Transfer.

---

**CORE RECONCILIATION DETAIL**

---

**DEPARTMENT OF MENTAL HEALTH  
CERT PUBLIC EXPEND GR TRANSFER**

---

**5. CORE RECONCILIATION DETAIL**

---

	<b>Budget Class</b>	<b>FTE</b>	<b>GR</b>	<b>Federal</b>	<b>Other</b>	<b>Total</b>	<b>Explanation</b>
<b>TAFP AFTER VETOES</b>							
	TRF	0.00	283,849,564	0	0	283,849,564	
	<b>Total</b>	<b>0.00</b>	<b>283,849,564</b>	<b>0</b>	<b>0</b>	<b>283,849,564</b>	
<b>DEPARTMENT CORE REQUEST</b>							
	TRF	0.00	283,849,564	0	0	283,849,564	
	<b>Total</b>	<b>0.00</b>	<b>283,849,564</b>	<b>0</b>	<b>0</b>	<b>283,849,564</b>	
<b>GOVERNOR'S RECOMMENDED CORE</b>							
	TRF	0.00	283,849,564	0	0	283,849,564	
	<b>Total</b>	<b>0.00</b>	<b>283,849,564</b>	<b>0</b>	<b>0</b>	<b>283,849,564</b>	

---

**CORE RECONCILIATION DETAIL**

---

DEPARTMENT OF MENTAL HEALTH  
IGT DMH MEDICAID

---

**5. CORE RECONCILIATION DETAIL**

---

	Budget Class	FTE	GR	Federal	Other	Total	Explanation
<hr/>							
TAFP AFTER VETOES	TRF	0.00	0	201,393,308	0	201,393,308	
	<b>Total</b>	<b>0.00</b>	<b>0</b>	<b>201,393,308</b>	<b>0</b>	<b>201,393,308</b>	
<hr/>							
DEPARTMENT CORE REQUEST	TRF	0.00	0	201,393,308	0	201,393,308	
	<b>Total</b>	<b>0.00</b>	<b>0</b>	<b>201,393,308</b>	<b>0</b>	<b>201,393,308</b>	
<hr/>							
GOVERNOR'S RECOMMENDED CORE	TRF	0.00	0	201,393,308	0	201,393,308	
	<b>Total</b>	<b>0.00</b>	<b>0</b>	<b>201,393,308</b>	<b>0</b>	<b>201,393,308</b>	
<hr/>							



---

**CORE RECONCILIATION DETAIL**

---

**DEPARTMENT OF MENTAL HEALTH  
DSH TRANSFER**

---

**5. CORE RECONCILIATION DETAIL**

---

	<b>Budget Class</b>	<b>FTE</b>	<b>GR</b>	<b>Federal</b>	<b>Other</b>	<b>Total</b>	<b>Explanation</b>
<b>TAFP AFTER VETOES</b>							
	TRF	0.00	0	50,000,000	0	50,000,000	
	<b>Total</b>	<b>0.00</b>	<b>0</b>	<b>50,000,000</b>	<b>0</b>	<b>50,000,000</b>	
<b>DEPARTMENT CORE REQUEST</b>							
	TRF	0.00	0	50,000,000	0	50,000,000	
	<b>Total</b>	<b>0.00</b>	<b>0</b>	<b>50,000,000</b>	<b>0</b>	<b>50,000,000</b>	
<b>GOVERNOR'S RECOMMENDED CORE</b>							
	TRF	0.00	0	50,000,000	0	50,000,000	
	<b>Total</b>	<b>0.00</b>	<b>0</b>	<b>50,000,000</b>	<b>0</b>	<b>50,000,000</b>	

REPORT 9 - FY 2024 DEPARTMENT REQUEST

DECISION ITEM SUMMARY

Budget Unit								
Decision Item	FY 2022	FY 2022	FY 2023	FY 2023	FY 2024	FY 2024	*****	*****
Budget Object Summary	ACTUAL	ACTUAL	BUDGET	BUDGET	DEPT REQ	DEPT REQ	SECURED	SECURED
Fund	DOLLAR	FTE	DOLLAR	FTE	DOLLAR	FTE	COLUMN	COLUMN
CERT PUBLIC EXPEND GR TRANSFER								
CORE								
FUND TRANSFERS								
GENERAL REVENUE	221,313,324	0.00	283,849,564	0.00	283,849,564	0.00	0	0.00
TOTAL - TRF	221,313,324	0.00	283,849,564	0.00	283,849,564	0.00	0	0.00
TOTAL	221,313,324	0.00	283,849,564	0.00	283,849,564	0.00	0	0.00
GRAND TOTAL	\$221,313,324	0.00	\$283,849,564	0.00	\$283,849,564	0.00	\$0	0.00

REPORT 9 - FY 2024 DEPARTMENT REQUEST

DECISION ITEM SUMMARY

Budget Unit								
Decision Item	FY 2022	FY 2022	FY 2023	FY 2023	FY 2024	FY 2024	*****	*****
Budget Object Summary	ACTUAL	ACTUAL	BUDGET	BUDGET	DEPT REQ	DEPT REQ	SECURED	SECURED
Fund	DOLLAR	FTE	DOLLAR	FTE	DOLLAR	FTE	COLUMN	COLUMN
IGT DMH MEDICAID								
CORE								
FUND TRANSFERS								
DEPT MENTAL HEALTH	145,575,113	0.00	201,393,308	0.00	201,393,308	0.00	0	0.00
TOTAL - TRF	145,575,113	0.00	201,393,308	0.00	201,393,308	0.00	0	0.00
TOTAL	145,575,113	0.00	201,393,308	0.00	201,393,308	0.00	0	0.00
GRAND TOTAL								
	\$145,575,113	0.00	\$201,393,308	0.00	\$201,393,308	0.00	\$0	0.00

REPORT 9 - FY 2024 DEPARTMENT REQUEST

DECISION ITEM SUMMARY

Budget Unit								
Decision Item	FY 2022	FY 2022	FY 2023	FY 2023	FY 2024	FY 2024	*****	*****
Budget Object Summary	ACTUAL	ACTUAL	BUDGET	BUDGET	DEPT REQ	DEPT REQ	SECURED	SECURED
Fund	DOLLAR	FTE	DOLLAR	FTE	DOLLAR	FTE	COLUMN	COLUMN
DSH TRANSFER								
CORE								
FUND TRANSFERS								
DEPT MENTAL HEALTH	49,942,545	0.00	50,000,000	0.00	50,000,000	0.00	0	0.00
TOTAL - TRF	49,942,545	0.00	50,000,000	0.00	50,000,000	0.00	0	0.00
TOTAL	49,942,545	0.00	50,000,000	0.00	50,000,000	0.00	0	0.00
GRAND TOTAL	\$49,942,545	0.00	\$50,000,000	0.00	\$50,000,000	0.00	\$0	0.00

REPORT 10 - FY 2024 DEPARTMENT REQUEST

DECISION ITEM DETAIL

Budget Unit	FY 2022	FY 2022	FY 2023	FY 2023	FY 2024	FY 2024	*****	*****
Decision Item	ACTUAL	ACTUAL	BUDGET	BUDGET	DEPT REQ	DEPT REQ	SECURED	SECURED
Budget Object Class	DOLLAR	FTE	DOLLAR	FTE	DOLLAR	FTE	COLUMN	COLUMN
CERT PUBLIC EXPEND GR TRANSFER								
CORE								
TRANSFERS OUT	221,313,324	0.00	283,849,564	0.00	283,849,564	0.00	0	0.00
TOTAL - TRF	221,313,324	0.00	283,849,564	0.00	283,849,564	0.00	0	0.00
GRAND TOTAL	\$221,313,324	0.00	\$283,849,564	0.00	\$283,849,564	0.00	\$0	0.00
GENERAL REVENUE	\$221,313,324	0.00	\$283,849,564	0.00	\$283,849,564	0.00		0.00
FEDERAL FUNDS	\$0	0.00	\$0	0.00	\$0	0.00		0.00
OTHER FUNDS	\$0	0.00	\$0	0.00	\$0	0.00		0.00

REPORT 10 - FY 2024 DEPARTMENT REQUEST

DECISION ITEM DETAIL

Budget Unit	FY 2022	FY 2022	FY 2023	FY 2023	FY 2024	FY 2024	*****	*****
Decision Item	ACTUAL	ACTUAL	BUDGET	BUDGET	DEPT REQ	DEPT REQ	SECURED	SECURED
Budget Object Class	DOLLAR	FTE	DOLLAR	FTE	DOLLAR	FTE	COLUMN	COLUMN
IGT DMH MEDICAID								
CORE								
TRANSFERS OUT	145,575,113	0.00	201,393,308	0.00	201,393,308	0.00	0	0.00
TOTAL - TRF	145,575,113	0.00	201,393,308	0.00	201,393,308	0.00	0	0.00
GRAND TOTAL	\$145,575,113	0.00	\$201,393,308	0.00	\$201,393,308	0.00	\$0	0.00
GENERAL REVENUE	\$0	0.00	\$0	0.00	\$0	0.00		0.00
FEDERAL FUNDS	\$145,575,113	0.00	\$201,393,308	0.00	\$201,393,308	0.00		0.00
OTHER FUNDS	\$0	0.00	\$0	0.00	\$0	0.00		0.00

REPORT 10 - FY 2024 DEPARTMENT REQUEST

DECISION ITEM DETAIL

Budget Unit	FY 2022	FY 2022	FY 2023	FY 2023	FY 2024	FY 2024	*****	*****
Decision Item	ACTUAL	ACTUAL	BUDGET	BUDGET	DEPT REQ	DEPT REQ	SECURED	SECURED
Budget Object Class	DOLLAR	FTE	DOLLAR	FTE	DOLLAR	FTE	COLUMN	COLUMN
DSH TRANSFER								
CORE								
TRANSFERS OUT	49,942,545	0.00	50,000,000	0.00	50,000,000	0.00	0	0.00
TOTAL - TRF	49,942,545	0.00	50,000,000	0.00	50,000,000	0.00	0	0.00
GRAND TOTAL	\$49,942,545	0.00	\$50,000,000	0.00	\$50,000,000	0.00	\$0	0.00
GENERAL REVENUE	\$0	0.00	\$0	0.00	\$0	0.00		0.00
FEDERAL FUNDS	\$49,942,545	0.00	\$50,000,000	0.00	\$50,000,000	0.00		0.00
OTHER FUNDS	\$0	0.00	\$0	0.00	\$0	0.00		0.00





# **DMH Legal Expense Transfer**



# CORE DECISION ITEM

Department:	Mental Health	Budget Unit	65103C
Division:	Office of Director		
Core:	DMH Legal Expense Transfer	HB Section	10.575

## 1. CORE FINANCIAL SUMMARY

FY 2024 Budget Request					FY 2024 Governor's Recommendation				
	GR	Federal	Other	Total		GR	Federal	Other	Total
PS	0	0	0	0	PS	0	0	0	0
EE	0	0	0	0	EE	0	0	0	0
PSD	0	0	0	0	PSD	0	0	0	0
TRF	1	0	0	1	TRF	0	0	0	0
Total	1	0	0	1	Total	0	0	0	0
FTE	0.00	0.00	0.00	0.00	FTE	0.00	0.00	0.00	0.00
Est. Fringe	0	0	0	0	Est. Fringe	0	0	0	0
Note: Fringes budgeted in House Bill 5 except for certain fringes budgeted directly to MoDOT, Highway Patrol, and Conservation.					Note: Fringes budgeted in House Bill 5 except for certain fringes budgeted directly to MoDOT, Highway Patrol, and Conservation.				

Other Funds: None.

Other Funds:

## 2. CORE DESCRIPTION

In the FY 2018 legislative process, a new House Bill section was added for the Department of Mental Health's (DMH) Legal Expense Transfer.

## 3. PROGRAM LISTING (list programs included in this core funding)

Not applicable.

# **CORE DECISION ITEM**

<b>Department:</b>	<b>Mental Health</b>	<b>Budget Unit</b>	<b>65103C</b>
<b>Division:</b>	<b>Office of Director</b>		
<b>Core:</b>	<b>DMH Legal Expense Transfer</b>	<b>HB Section</b>	<b>10.575</b>

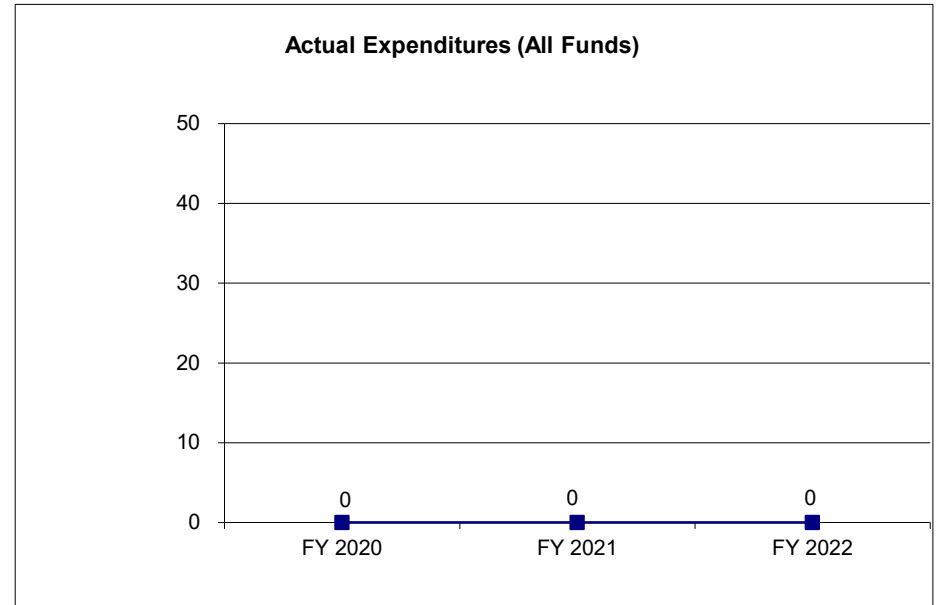
## **4. FINANCIAL HISTORY**

	<b>FY 2020 Actual</b>	<b>FY 2021 Actual</b>	<b>FY 2022 Actual</b>	<b>FY 2023 Current Yr.</b>
Appropriation (All Funds)	1	1	1	1
Less Reverted (All Funds)	0	0	0	0
Less Restricted (All Funds)*	0	0	0	0
Budget Authority (All Funds)	1	1	1	1
Actual Expenditures (All Funds)	0	0	0	N/A
Unexpended (All Funds)	1	1	1	N/A
Unexpended, by Fund:				
General Revenue	1	1	1	N/A
Federal	0	0	0	N/A
Other	0	0	0	N/A

\*Current Year restricted amount is as of August 1, 2022.

Reverted includes Governor's standard 3 percent reserve (when applicable).  
 Restricted includes any extraordinary expenditure restrictions (when applicable).

## **NOTES:**



---

**CORE RECONCILIATION DETAIL**

---

DEPARTMENT OF MENTAL HEALTH  
DMH LEGAL EXPENSE FUND TRF

---

**5. CORE RECONCILIATION DETAIL**

---

	Budget Class	FTE	GR	Federal	Other	Total	Explanation
<hr/>							
TAFP AFTER VETOES	TRF	0.00	1	0	0	1	
	<b>Total</b>	<b>0.00</b>	<b>1</b>	<b>0</b>	<b>0</b>	<b>1</b>	
<hr/>							
DEPARTMENT CORE REQUEST	TRF	0.00	1	0	0	1	
	<b>Total</b>	<b>0.00</b>	<b>1</b>	<b>0</b>	<b>0</b>	<b>1</b>	
<hr/>							
GOVERNOR'S RECOMMENDED CORE	TRF	0.00	1	0	0	1	
	<b>Total</b>	<b>0.00</b>	<b>1</b>	<b>0</b>	<b>0</b>	<b>1</b>	
<hr/>							

REPORT 9 - FY 2024 DEPARTMENT REQUEST

DECISION ITEM SUMMARY

Budget Unit								
Decision Item	FY 2022	FY 2022	FY 2023	FY 2023	FY 2024	FY 2024	*****	*****
Budget Object Summary	ACTUAL	ACTUAL	BUDGET	BUDGET	DEPT REQ	DEPT REQ	SECURED	SECURED
Fund	DOLLAR	FTE	DOLLAR	FTE	DOLLAR	FTE	COLUMN	COLUMN
DMH LEGAL EXPENSE FUND TRF								
CORE								
FUND TRANSFERS								
GENERAL REVENUE	0	0.00	1	0.00	1	0.00	0	0.00
TOTAL - TRF	0	0.00	1	0.00	1	0.00	0	0.00
TOTAL	0	0.00	1	0.00	1	0.00	0	0.00
GRAND TOTAL	\$0	0.00	\$1	0.00	\$1	0.00	\$0	0.00

REPORT 10 - FY 2024 DEPARTMENT REQUEST

DECISION ITEM DETAIL

Budget Unit	FY 2022	FY 2022	FY 2023	FY 2023	FY 2024	FY 2024	*****	*****
Decision Item	ACTUAL	ACTUAL	BUDGET	BUDGET	DEPT REQ	DEPT REQ	SECURED	SECURED
Budget Object Class	DOLLAR	FTE	DOLLAR	FTE	DOLLAR	FTE	COLUMN	COLUMN
DMH LEGAL EXPENSE FUND TRF								
CORE								
TRANSFERS OUT	0	0.00	1	0.00	1	0.00	0	0.00
TOTAL - TRF	0	0.00	1	0.00	1	0.00	0	0.00
GRAND TOTAL	\$0	0.00	\$1	0.00	\$1	0.00	\$0	0.00
GENERAL REVENUE	\$0	0.00	\$1	0.00	\$1	0.00		0.00
FEDERAL FUNDS	\$0	0.00	\$0	0.00	\$0	0.00		0.00
OTHER FUNDS	\$0	0.00	\$0	0.00	\$0	0.00		0.00





# Section Totals



**FY 2024 DEPARTMENT REQUEST  
OFFICE OF DIRECTOR**

FUND NAME	FUND	CORE AMOUNT	CORE FTE	NEW DI AMOUNT	NEW DI FTE	TOTAL AMOUNT	TOTAL FTE
GENERAL REVENUE	0101	\$12,443,872	114.62	\$0	0.00	\$12,443,872	114.62
FEDERAL	0148	\$17,832,653	21.75	\$0	0.00	\$17,832,653	21.75
FEDERAL - XXI CHILDREN'S HEALTH INSURANCE PROGRAM FUND	0159	\$0	0.00	\$0	0.00	\$0	0.00
FEDERAL - STATE EMERGENCY MANAGEMENT FEDERAL STIMULUS FUND	2335	\$0	0.00	\$0	0.00	\$0	0.00
FEDERAL - DMH FEDERAL STIMULUS FUND	2345	\$0	0.00	\$0	0.00	\$0	0.00
FEDERAL - HCBS FMAP ENHANCEMENT FUND	2444	\$0	0.00	\$0	0.00	\$0	0.00
FEDERAL - AMERICAN RESCUE PLAN ACT (ARPA) FUND	2455	\$0	0.00	\$0	0.00	\$0	0.00
FEDERAL - FMAP ENHANCEMENT FUND	0181	\$0	0.00	\$0	0.00	\$0	0.00
FEDERAL - BUDGET STABILIZATION FUND	0522	\$0	0.00	\$0	0.00	\$0	0.00
MENTAL HEALTH INTERAGENCY PAYMENT FUND	0109	\$100	0.00	\$0	0.00	\$100	0.00
MENTAL HEALTH INTERGOVERNMENTAL TRANSFER FUND	0147	\$6,600,100	0.00	\$0	0.00	\$6,600,100	0.00
COMPULSIVE GAMBLERS FUND	0249	\$100	0.00	\$0	0.00	\$100	0.00
HEALTH INITIATIVES FUND	0275	\$100	0.00	\$0	0.00	\$100	0.00
MENTAL HEALTH EARNINGS FUND	0288	\$50,000	0.00	\$0	0.00	\$50,000	0.00
HABILITATION CENTER ROOM AND BOARD FUND	0435	\$10,000	0.00	\$0	0.00	\$10,000	0.00
INMATE REVOLVING FUND	0540	\$100	0.00	\$0	0.00	\$100	0.00
OPIOID TREATMENT AND RECOVERY FUND	0705	\$0	0.00	\$0	0.00	\$0	0.00
DEBT OFFSET ESCROW FUND	0753	\$0	0.00	\$0	0.00	\$0	0.00
ABANDONED TRANSFER FUND	0863	\$0	0.00	\$0	0.00	\$0	0.00
INTERMEDIATE CARE FACILITIES FOR INDIVIDUALS WITH INTELLECTUAL DISABILITIES FUND	0901	\$0	0.00	\$0	0.00	\$0	0.00
MENTAL HEALTH TRUST FUND	0926	\$2,468,339	7.50	\$0	0.00	\$2,468,339	7.50
MENTAL HEALTH LOCAL TAX MATCH FUND	0930	\$150,000	0.00	\$0	0.00	\$150,000	0.00
<b>TOTAL</b>		<b>\$39,555,364</b>	<b>143.87</b>	<b>\$0</b>	<b>0.00</b>	<b>\$39,555,364</b>	<b>143.87</b>

These totals include the following funds: Mental Health Interagency Payment Fund, and Debt Offset Escrow . These are considered double appropriations in the State budget and therefore are not included in the Governor's Executive Budget.



**DBH**



# DBH Admin





## CORE DECISION ITEM

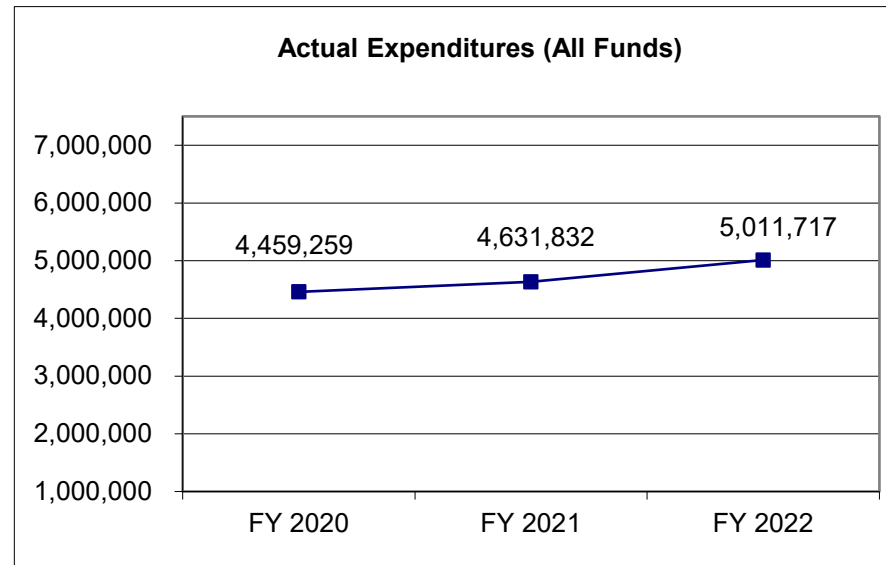
<b>Department:</b> <u>Mental Health</u> <b>Division:</b> <u>Behavioral Health</u> <b>Core:</b> <u>DBH Administration</u>	<b>Budget Unit:</b> <u>66105C &amp; 69110C</u>  <b>HB Section:</b> <u>10.100</u>																																																																																										
<b>1. CORE FINANCIAL SUMMARY</b>																																																																																											
<table border="1" style="width: 100%; border-collapse: collapse;"> <thead> <tr> <th></th> <th colspan="4" style="text-align: center;">FY 2024 Budget Request</th> </tr> <tr> <th></th> <th style="text-align: center;">GR</th> <th style="text-align: center;">Federal</th> <th style="text-align: center;">Other</th> <th style="text-align: center;">Total</th> </tr> </thead> <tbody> <tr> <td><b>PS</b></td> <td style="text-align: right;">2,157,792</td> <td style="text-align: right;">1,627,804</td> <td style="text-align: right;">53,842</td> <td style="text-align: right;">3,839,438</td> </tr> <tr> <td><b>EE</b></td> <td style="text-align: right;">80,327</td> <td style="text-align: right;">1,880,516</td> <td style="text-align: right;">0</td> <td style="text-align: right;">1,960,843</td> </tr> <tr> <td><b>PSD</b></td> <td style="text-align: right;">0</td> <td></td> <td style="text-align: right;">0</td> <td style="text-align: right;">0</td> </tr> <tr> <td><b>TRF</b></td> <td style="text-align: right;">0</td> <td style="text-align: right;">0</td> <td style="text-align: right;">0</td> <td style="text-align: right;">0</td> </tr> <tr> <td><b>Total</b></td> <td style="text-align: right;"><u>2,238,119</u></td> <td style="text-align: right;"><u>3,508,320</u></td> <td style="text-align: right;"><u>53,842</u></td> <td style="text-align: right;"><u>5,800,281</u></td> </tr> <tr> <td><b>FTE</b></td> <td style="text-align: right;"><b>30.33</b></td> <td style="text-align: right;"><b>28.59</b></td> <td style="text-align: right;"><b>1.00</b></td> <td style="text-align: right;"><b>59.92</b></td> </tr> <tr> <td><b>Est. Fringe</b></td> <td style="text-align: right;">1,259,886</td> <td style="text-align: right;">1,039,427</td> <td style="text-align: right;">35,228</td> <td style="text-align: right;">2,334,540</td> </tr> </tbody> </table> <p><i>Note: Fringes budgeted in House Bill 5 except for certain fringes budgeted directly to MoDOT, Highway Patrol, and Conservation.</i></p>		FY 2024 Budget Request					GR	Federal	Other	Total	<b>PS</b>	2,157,792	1,627,804	53,842	3,839,438	<b>EE</b>	80,327	1,880,516	0	1,960,843	<b>PSD</b>	0		0	0	<b>TRF</b>	0	0	0	0	<b>Total</b>	<u>2,238,119</u>	<u>3,508,320</u>	<u>53,842</u>	<u>5,800,281</u>	<b>FTE</b>	<b>30.33</b>	<b>28.59</b>	<b>1.00</b>	<b>59.92</b>	<b>Est. Fringe</b>	1,259,886	1,039,427	35,228	2,334,540	<table border="1" style="width: 100%; border-collapse: collapse;"> <thead> <tr> <th></th> <th colspan="4" style="text-align: center;">FY 2024 Governor's Recommendation</th> </tr> <tr> <th></th> <th style="text-align: center;">GR</th> <th style="text-align: center;">Federal</th> <th style="text-align: center;">Other</th> <th style="text-align: center;">Total</th> </tr> </thead> <tbody> <tr> <td><b>PS</b></td> <td style="text-align: right;">0</td> <td style="text-align: right;">0</td> <td style="text-align: right;">0</td> <td style="text-align: right;">0</td> </tr> <tr> <td><b>EE</b></td> <td style="text-align: right;">0</td> <td style="text-align: right;">0</td> <td style="text-align: right;">0</td> <td style="text-align: right;">0</td> </tr> <tr> <td><b>PSD</b></td> <td style="text-align: right;">0</td> <td style="text-align: right;">0</td> <td style="text-align: right;">0</td> <td style="text-align: right;">0</td> </tr> <tr> <td><b>TRF</b></td> <td style="text-align: right;">0</td> <td style="text-align: right;">0</td> <td style="text-align: right;">0</td> <td style="text-align: right;">0</td> </tr> <tr> <td><b>Total</b></td> <td style="text-align: right;"><u>0</u></td> <td style="text-align: right;"><u>0</u></td> <td style="text-align: right;"><u>0</u></td> <td style="text-align: right;"><u>0</u></td> </tr> <tr> <td><b>FTE</b></td> <td style="text-align: right;"><b>0.00</b></td> <td style="text-align: right;"><b>0.00</b></td> <td style="text-align: right;"><b>0.00</b></td> <td style="text-align: right;"><b>0.00</b></td> </tr> <tr> <td><b>Est. Fringe</b></td> <td style="text-align: right;">0</td> <td style="text-align: right;">0</td> <td style="text-align: right;">0</td> <td style="text-align: right;">0</td> </tr> </tbody> </table> <p><i>Note: Fringes budgeted in House Bill 5 except for certain fringes budgeted directly to MoDOT, Highway Patrol, and Conservation.</i></p>		FY 2024 Governor's Recommendation					GR	Federal	Other	Total	<b>PS</b>	0	0	0	0	<b>EE</b>	0	0	0	0	<b>PSD</b>	0	0	0	0	<b>TRF</b>	0	0	0	0	<b>Total</b>	<u>0</u>	<u>0</u>	<u>0</u>	<u>0</u>	<b>FTE</b>	<b>0.00</b>	<b>0.00</b>	<b>0.00</b>	<b>0.00</b>	<b>Est. Fringe</b>	0	0	0	0
	FY 2024 Budget Request																																																																																										
	GR	Federal	Other	Total																																																																																							
<b>PS</b>	2,157,792	1,627,804	53,842	3,839,438																																																																																							
<b>EE</b>	80,327	1,880,516	0	1,960,843																																																																																							
<b>PSD</b>	0		0	0																																																																																							
<b>TRF</b>	0	0	0	0																																																																																							
<b>Total</b>	<u>2,238,119</u>	<u>3,508,320</u>	<u>53,842</u>	<u>5,800,281</u>																																																																																							
<b>FTE</b>	<b>30.33</b>	<b>28.59</b>	<b>1.00</b>	<b>59.92</b>																																																																																							
<b>Est. Fringe</b>	1,259,886	1,039,427	35,228	2,334,540																																																																																							
	FY 2024 Governor's Recommendation																																																																																										
	GR	Federal	Other	Total																																																																																							
<b>PS</b>	0	0	0	0																																																																																							
<b>EE</b>	0	0	0	0																																																																																							
<b>PSD</b>	0	0	0	0																																																																																							
<b>TRF</b>	0	0	0	0																																																																																							
<b>Total</b>	<u>0</u>	<u>0</u>	<u>0</u>	<u>0</u>																																																																																							
<b>FTE</b>	<b>0.00</b>	<b>0.00</b>	<b>0.00</b>	<b>0.00</b>																																																																																							
<b>Est. Fringe</b>	0	0	0	0																																																																																							
Other Funds:    Health Initiatives Fund (HIF) (0275) \$53,842 & 1.00 FTE	Other Funds:																																																																																										
<b>2. CORE DESCRIPTION</b>																																																																																											
<p>The Division of Alcohol and Drug Abuse (ADA) and the Division of Comprehensive Psychiatric Services (CPS) administratively merged in FY 2013 creating the Division of Behavioral Health (DBH). For FY 2024, the budget reflects this change. Through behavioral health services, DBH ensures that prevention, treatment, evaluation, care, rehabilitation and recovery services are accessible to persons with mental health and substance use disorders, those at risk of substance misuse, and people who gamble compulsively. DBH exercises administrative supervision and oversight of inpatient psychiatric hospitals, residential facilities, and community-based programs funded or licensed/certified by the department. This core provides funding for personal services and expense and equipment for administrative staff who are essential in overseeing all DBH programs by establishing policies and procedures; monitoring, evaluating, and providing technical assistance to a network of community providers; providing data analytics; and applying appropriate fiscal procedures to ensure financial accountability.</p> <p>Beginning with the FY 2024 budget, DBH is updating language when referring to ADA and CPS. ADA will now be referred to as Substance Use Disorder (SUD) and CPS will be referred to as Mental Health (MH).</p>																																																																																											
<b>3. PROGRAM LISTING (list programs included in this core funding)</b>																																																																																											
DBH Administration (includes house bill sections previously referred to as ADA Administration and CPS Administration)																																																																																											

# **CORE DECISION ITEM**

<b>Department:</b>	<b>Mental Health</b>	<b>Budget Unit:</b>	<b>66105C &amp; 69110C</b>
<b>Division:</b>	<b>Behavioral Health</b>		
<b>Core:</b>	<b>DBH Administration</b>	<b>HB Section:</b>	<b>10.100</b>

## **4. FINANCIAL HISTORY**

	<b>FY 2020 Actual</b>	<b>FY 2021 Actual</b>	<b>FY 2022 Actual</b>	<b>FY 2023 Current Yr.</b>
Appropriation (All Funds)	5,806,778	6,040,810	6,012,899	6,275,305
Less Reverted (All Funds)	(60,029)	(61,775)	(60,912)	(68,758)
Less Restricted (All Funds)*	0	0	0	0
Budget Authority (All Funds)	5,746,749	5,979,035	5,951,987	6,206,547
Actual Expenditures (All Funds)	4,459,259	4,631,832	5,011,717	N/A
Unexpended (All Funds)	1,287,490	1,347,203	940,270	N/A
Unexpended, by Fund:				
General Revenue	789	0	0	N/A
Federal	1,286,701	1,270,924	870,397	N/A
Other	0	76,279	69,873	N/A
	<b>(1), (2)</b>	<b>(1), (3)</b>	<b>(1)</b>	<b>(1), (4)</b>



\*Current Year restricted amount is as of August 1, 2022.

Reverted includes the statutory three-percent reserve amount (when applicable).

Restricted includes any Governor's Expenditure Restrictions which remained at the end of the fiscal year (when applicable).

## **NOTES:**

**(1)** For FY 2024, house bill sections previously referred to as ADA Administration and CPS Administration are combined to become DBH Administration. All historical and FY 2023 anticipated expenditures are reported in the DBH Administration core and program form.

**(2)** General Revenue (GR) lapse in FY 2020 is related to Market Rate Adjustment excess authority. The federal lapse is due to lower administration billings for the State Opioid Response Grant.

**(3)** FY 2021 increase in expenditures and authority is due to the Crisis Counseling grant and Suicide Prevention Initiatives from COVID-19 Relief funds.

**(4)** Increase in authority for FY 2023 is due to additional authority for Block Grant Supplemental from ARPA and CRRSA, along with Opioid Settlement Funding.

**CORE RECONCILIATION DETAIL**

**DEPARTMENT OF MENTAL HEALTH  
SUD ADMINISTRATION**

**5. CORE RECONCILIATION DETAIL**

		<b>Budget Class</b>	<b>FTE</b>	<b>GR</b>	<b>Federal</b>	<b>Other</b>	<b>Total</b>	<b>Explanation</b>
<b>TAFP AFTER VETOES</b>								
		PS	32.82	1,089,843	975,588	53,842	2,119,273	
		EE	0.00	23,066	1,549,017	0	1,572,083	
		<b>Total</b>	<b>32.82</b>	<b>1,112,909</b>	<b>2,524,605</b>	<b>53,842</b>	<b>3,691,356</b>	
<b>DEPARTMENT CORE ADJUSTMENTS</b>								
Core Reallocation	1038 2149	PS	0.00	0	0	0	(0)	
Core Reallocation	1038 2151	PS	0.00	0	0	0	0	
Core Reallocation	1038 1839	PS	0.00	0	0	0	(0)	
<b>NET DEPARTMENT CHANGES</b>			<b>0.00</b>	<b>0</b>	<b>0</b>	<b>0</b>	<b>0</b>	
<b>DEPARTMENT CORE REQUEST</b>								
		PS	32.82	1,089,843	975,588	53,842	2,119,273	
		EE	0.00	23,066	1,549,017	0	1,572,083	
		<b>Total</b>	<b>32.82</b>	<b>1,112,909</b>	<b>2,524,605</b>	<b>53,842</b>	<b>3,691,356</b>	
<b>GOVERNOR'S RECOMMENDED CORE</b>								
		PS	32.82	1,089,843	975,588	53,842	2,119,273	
		EE	0.00	23,066	1,549,017	0	1,572,083	
		<b>Total</b>	<b>32.82</b>	<b>1,112,909</b>	<b>2,524,605</b>	<b>53,842</b>	<b>3,691,356</b>	

**CORE RECONCILIATION DETAIL**

**DEPARTMENT OF MENTAL HEALTH  
MH ADMIN**

**5. CORE RECONCILIATION DETAIL**

				<b>Budget Class</b>	<b>FTE</b>	<b>GR</b>	<b>Federal</b>	<b>Other</b>	<b>Total</b>	<b>Explanation</b>
<b>TAFP AFTER VETOES</b>										
				PS	29.10	1,067,949	723,242	0	1,791,191	
				EE	0.00	57,261	1,828,438	475,024	2,360,723	
				PD	0.00	0	300,000	0	300,000	
				<b>Total</b>	<b>29.10</b>	<b>1,125,210</b>	<b>2,851,680</b>	<b>475,024</b>	<b>4,451,914</b>	
<b>DEPARTMENT CORE ADJUSTMENTS</b>										
Core Reduction	577	2075	PS	(1.00)	0	(50,000)	0	(50,000)		Reduction of federal authority due to the Youth Suicide Grant ending.
Core Reduction	577	4654	EE	0.00	0	(667,142)	0	(667,142)		Reduction of federal authority due to the Youth Suicide Grant ending.
Core Reduction	579	1846	PS	(1.00)	0	0	0	0	0	Reduction of excess FTE authority.
Core Reduction	1413	6734	PD	0.00	0	(300,000)	0	(300,000)		Reduction of federal authority due to expiration of suicide prevention initiatives funding.
Core Reallocation	297	2075	PS	0.00	0	(21,026)	0	(21,026)		Reallocate from MH Admin to MH Prevention for DBH efficiencies.
Core Reallocation	297	4654	EE	0.00	0	(829,797)	0	(829,797)		Reallocate from MH Admin to MH Prevention for DBH efficiencies.
Core Reallocation	297	1582	EE	0.00	0	0	(475,024)	(475,024)		Reallocate from MH Admin to MH Prevention for DBH efficiencies.
Core Reallocation	1041	1844	PS	0.00	0	0	0	0	0	
Core Reallocation	1041	1846	PS	0.00	0	0	0	0	0	
<b>NET DEPARTMENT CHANGES</b>					<b>(2.00)</b>	<b>0</b>	<b>(1,867,965)</b>	<b>(475,024)</b>	<b>(2,342,989)</b>	
<b>DEPARTMENT CORE REQUEST</b>										
			PS	27.10	1,067,949	652,216	0	1,720,165		

---

**CORE RECONCILIATION DETAIL**

---

**DEPARTMENT OF MENTAL HEALTH  
MH ADMIN**

---

**5. CORE RECONCILIATION DETAIL**

---

	<b>Budget Class</b>	<b>FTE</b>	<b>GR</b>	<b>Federal</b>	<b>Other</b>	<b>Total</b>	<b>Explanation</b>
<hr/>							
<b>DEPARTMENT CORE REQUEST</b>							
	EE	0.00	57,261	331,499	0	388,760	
	PD	0.00	0	0	0	0	
	<b>Total</b>	<b>27.10</b>	<b>1,125,210</b>	<b>983,715</b>	<b>0</b>	<b>2,108,925</b>	
<hr/>							
<b>GOVERNOR'S RECOMMENDED CORE</b>							
	PS	27.10	1,067,949	652,216	0	1,720,165	
	EE	0.00	57,261	331,499	0	388,760	
	PD	0.00	0	0	0	0	
	<b>Total</b>	<b>27.10</b>	<b>1,125,210</b>	<b>983,715</b>	<b>0</b>	<b>2,108,925</b>	
<hr/>							

## REPORT 9 - FY 2024 DEPARTMENT REQUEST

## DECISION ITEM SUMMARY

Budget Unit								
Decision Item	FY 2022	FY 2022	FY 2023	FY 2023	FY 2024	FY 2024	*****	*****
Budget Object Summary	ACTUAL	ACTUAL	BUDGET	BUDGET	DEPT REQ	DEPT REQ	SECURED	SECURED
Fund	DOLLAR	FTE	DOLLAR	FTE	DOLLAR	FTE	COLUMN	COLUMN
<b>SUD ADMINISTRATION</b>								
<b>CORE</b>								
PERSONAL SERVICES								
GENERAL REVENUE	923,675	12.67	1,089,843	14.78	1,089,843	14.78	0	0.00
DEPT MENTAL HEALTH	824,024	14.57	975,588	17.04	975,588	17.04	0	0.00
HEALTH INITIATIVES	49,019	1.01	53,842	1.00	53,842	1.00	0	0.00
TOTAL - PS	1,796,718	28.25	2,119,273	32.82	2,119,273	32.82	0	0.00
EXPENSE & EQUIPMENT								
GENERAL REVENUE	21,618	0.00	23,066	0.00	23,066	0.00	0	0.00
DEPT MENTAL HEALTH	1,041,629	0.00	1,549,017	0.00	1,549,017	0.00	0	0.00
TOTAL - EE	1,063,247	0.00	1,572,083	0.00	1,572,083	0.00	0	0.00
PROGRAM-SPECIFIC								
DEPT MENTAL HEALTH	15,000	0.00	0	0.00	0	0.00	0	0.00
TOTAL - PD	15,000	0.00	0	0.00	0	0.00	0	0.00
<b>TOTAL</b>	<b>2,874,965</b>	<b>28.25</b>	<b>3,691,356</b>	<b>32.82</b>	<b>3,691,356</b>	<b>32.82</b>	<b>0</b>	<b>0.00</b>
<b>GRAND TOTAL</b>	<b>\$2,874,965</b>	<b>28.25</b>	<b>\$3,691,356</b>	<b>32.82</b>	<b>\$3,691,356</b>	<b>32.82</b>	<b>\$0</b>	<b>0.00</b>

## REPORT 9 - FY 2024 DEPARTMENT REQUEST

## DECISION ITEM SUMMARY

Budget Unit								
Decision Item	FY 2022	FY 2022	FY 2023	FY 2023	FY 2024	FY 2024	*****	*****
Budget Object Summary	ACTUAL	ACTUAL	BUDGET	BUDGET	DEPT REQ	DEPT REQ	SECURED	SECURED
Fund	DOLLAR	FTE	DOLLAR	FTE	DOLLAR	FTE	COLUMN	COLUMN
<b>MH ADMIN</b>								
<b>CORE</b>								
PERSONAL SERVICES								
GENERAL REVENUE	920,048	14.88	1,067,949	15.55	1,067,949	15.55	0	0.00
DEPT MENTAL HEALTH	693,828	11.37	723,242	13.55	652,216	11.55	0	0.00
TOTAL - PS	1,613,876	26.25	1,791,191	29.10	1,720,165	27.10	0	0.00
EXPENSE & EQUIPMENT								
GENERAL REVENUE	55,126	0.00	57,261	0.00	57,261	0.00	0	0.00
DEPT MENTAL HEALTH	1,149,184	0.00	1,828,438	0.00	331,499	0.00	0	0.00
DMH FEDERAL STIMULUS	259,856	0.00	0	0.00	0	0.00	0	0.00
MENTAL HEALTH EARNINGS FUND	405,143	0.00	475,024	0.00	0	0.00	0	0.00
TOTAL - EE	1,869,309	0.00	2,360,723	0.00	388,760	0.00	0	0.00
PROGRAM-SPECIFIC								
DMH FEDERAL STIMULUS	41,588	0.00	300,000	0.00	0	0.00	0	0.00
TOTAL - PD	41,588	0.00	300,000	0.00	0	0.00	0	0.00
<b>TOTAL</b>	<b>3,524,773</b>	<b>26.25</b>	<b>4,451,914</b>	<b>29.10</b>	<b>2,108,925</b>	<b>27.10</b>	<b>0</b>	<b>0.00</b>
<b>GRAND TOTAL</b>	<b>\$3,524,773</b>	<b>26.25</b>	<b>\$4,451,914</b>	<b>29.10</b>	<b>\$2,108,925</b>	<b>27.10</b>	<b>\$0</b>	<b>0.00</b>

9/20/22 19:26

im\_disummary

# REPORT 10 - FY 2024 DEPARTMENT REQUEST

# DECISION ITEM DETAIL

Budget Unit	FY 2022	FY 2022	FY 2023	FY 2023	FY 2024	FY 2024	*****	*****
Decision Item	ACTUAL	ACTUAL	BUDGET	BUDGET	DEPT REQ	DEPT REQ	SECURED	SECURED
Budget Object Class	DOLLAR	FTE	DOLLAR	FTE	DOLLAR	FTE	COLUMN	COLUMN
<b>SUD ADMINISTRATION</b>								
<b>CORE</b>								
PROFESSIONAL DEVELOPMENT	26,278	0.00	50,738	0.00	50,738	0.00	0	0.00
COMMUNICATION SERV & SUPP	14,155	0.00	28,350	0.00	28,350	0.00	0	0.00
PROFESSIONAL SERVICES	935,229	0.00	1,404,992	0.00	1,404,992	0.00	0	0.00
HOUSEKEEPING & JANITORIAL SERV	0	0.00	115	0.00	115	0.00	0	0.00
M&R SERVICES	21,530	0.00	1,098	0.00	1,098	0.00	0	0.00
COMPUTER EQUIPMENT	12,083	0.00	0	0.00	0	0.00	0	0.00
MOTORIZED EQUIPMENT	29,604	0.00	0	0.00	0	0.00	0	0.00
OFFICE EQUIPMENT	1,853	0.00	9,725	0.00	9,725	0.00	0	0.00
OTHER EQUIPMENT	9,796	0.00	6,000	0.00	6,000	0.00	0	0.00
BUILDING LEASE PAYMENTS	0	0.00	910	0.00	910	0.00	0	0.00
EQUIPMENT RENTALS & LEASES	0	0.00	460	0.00	460	0.00	0	0.00
MISCELLANEOUS EXPENSES	0	0.00	2,105	0.00	2,105	0.00	0	0.00
<b>TOTAL - EE</b>	<b>1,063,247</b>	<b>0.00</b>	<b>1,572,083</b>	<b>0.00</b>	<b>1,572,083</b>	<b>0.00</b>	<b>0</b>	<b>0.00</b>
PROGRAM DISTRIBUTIONS	15,000	0.00	0	0.00	0	0.00	0	0.00
<b>TOTAL - PD</b>	<b>15,000</b>	<b>0.00</b>	<b>0</b>	<b>0.00</b>	<b>0</b>	<b>0.00</b>	<b>0</b>	<b>0.00</b>
<b>GRAND TOTAL</b>	<b>\$2,874,965</b>	<b>28.25</b>	<b>\$3,691,356</b>	<b>32.82</b>	<b>\$3,691,356</b>	<b>32.82</b>	<b>\$0</b>	<b>0.00</b>
<b>GENERAL REVENUE</b>	<b>\$945,293</b>	<b>12.67</b>	<b>\$1,112,909</b>	<b>14.78</b>	<b>\$1,112,909</b>	<b>14.78</b>		<b>0.00</b>
<b>FEDERAL FUNDS</b>	<b>\$1,880,653</b>	<b>14.57</b>	<b>\$2,524,605</b>	<b>17.04</b>	<b>\$2,524,605</b>	<b>17.04</b>		<b>0.00</b>
<b>OTHER FUNDS</b>	<b>\$49,019</b>	<b>1.01</b>	<b>\$53,842</b>	<b>1.00</b>	<b>\$53,842</b>	<b>1.00</b>		<b>0.00</b>

9/20/22 19:27

im\_didetail



## REPORT 10 - FY 2024 DEPARTMENT REQUEST

## DECISION ITEM DETAIL

Budget Unit	FY 2022	FY 2022	FY 2023	FY 2023	FY 2024	FY 2024	*****	*****
Decision Item	ACTUAL	ACTUAL	BUDGET	BUDGET	DEPT REQ	DEPT REQ	SECURED	SECURED
Budget Object Class	DOLLAR	FTE	DOLLAR	FTE	DOLLAR	FTE	COLUMN	COLUMN
<b>MH ADMIN</b>								
<b>CORE</b>								
DEPUTY STATE DEPT DIRECTOR	0	0.00	0	0.00	86,689	0.71	0	0.00
DESIGNATED PRINCIPAL ASST DEPT	0	0.00	0	0.00	52,648	0.50	0	0.00
DEPUTY DIVISION DIRECTOR	107,573	0.97	110,137	1.00	31,214	0.28	0	0.00
DESIGNATED PRINCIPAL ASST DIV	76,865	0.73	65,428	0.60	0	0.00	0	0.00
PARALEGAL	4,113	0.08	3,792	0.06	0	0.00	0	0.00
CLIENT/PATIENT WORKER	1,370	0.06	2,770	0.00	2,500	0.00	0	0.00
MISCELLANEOUS PROFESSIONAL	26,818	0.46	70,381	1.45	70,791	1.85	0	0.00
MISCELLANEOUS ADMINISTRATIVE	18,264	0.16	0	0.00	0	0.00	0	0.00
MEDICAL ADMINISTRATOR	0	0.00	526	0.00	0	0.00	0	0.00
SPECIAL ASST OFFICIAL & ADMSTR	99,738	1.07	140,913	2.07	137,461	2.45	0	0.00
SPECIAL ASST PROFESSIONAL	61,977	1.07	53,861	1.00	70,597	0.83	0	0.00
SPECIAL ASST OFFICE & CLERICAL	0	0.00	800	0.00	0	0.00	0	0.00
NURSE CLINICIAN/PRACTITIONER	4,888	0.04	0	0.00	0	0.00	0	0.00
INVESTIGATOR	1,036	0.01	0	0.00	0	0.00	0	0.00
LEAD ADMIN SUPPORT ASSISTANT	91,034	2.56	120,846	3.00	75,400	1.38	0	0.00
ADMIN SUPPORT PROFESSIONAL	64,113	1.44	64,847	1.41	47,527	1.00	0	0.00
SR BUSINESS PROJECT MANAGER	34,275	0.46	0	0.00	0	0.00	0	0.00
PRINCIPAL BUSINESS PROJECT MGR	0	0.00	87,358	1.00	0	0.00	0	0.00
PROGRAM SPECIALIST	144,698	3.04	175,005	3.38	150,636	2.15	0	0.00
SENIOR PROGRAM SPECIALIST	69,664	1.25	56,474	1.00	119,447	2.00	0	0.00
PROGRAM COORDINATOR	191,657	3.25	231,908	4.03	155,065	2.73	0	0.00
PROGRAM MANAGER	1,458	0.02	5,328	0.06	42,500	0.50	0	0.00
ASSOC RESEARCH/DATA ANALYST	0	0.00	0	0.00	42,473	1.00	0	0.00
RESEARCH/DATA ANALYST	149,897	3.00	157,144	3.00	157,196	3.00	0	0.00
SENIOR RESEARCH/DATA ANALYST	1,342	0.02	0	0.00	0	0.00	0	0.00
RESEARCH DATA ANALYSIS SPV/MGR	75,196	1.00	78,870	1.00	64,764	0.82	0	0.00
DIETETIC COORDINATOR	69,694	1.00	73,133	1.00	0	0.00	0	0.00
REGISTERED NURSE	2,508	0.04	0	0.00	0	0.00	0	0.00
NURSE MANAGER	88,145	1.00	93,415	1.00	0	0.00	0	0.00
ACCOUNTANT	42,682	1.01	44,787	1.00	44,788	1.00	0	0.00
INTERMEDIATE ACCOUNTANT	0	0.00	0	0.00	25,060	0.50	0	0.00
SENIOR ACCOUNTANT	94,295	1.45	100,857	1.48	68,138	1.00	0	0.00

9/20/22 19:27

im\_didetail

# REPORT 10 - FY 2024 DEPARTMENT REQUEST

# DECISION ITEM DETAIL

Budget Unit	FY 2022	FY 2022	FY 2023	FY 2023	FY 2024	FY 2024	*****	*****
Decision Item	ACTUAL	ACTUAL	BUDGET	BUDGET	DEPT REQ	DEPT REQ	SECURED	SECURED
Budget Object Class	DOLLAR	FTE	DOLLAR	FTE	DOLLAR	FTE	COLUMN	COLUMN
<b>MH ADMIN</b>								
<b>CORE</b>								
ACCOUNTANT SUPERVISOR	0	0.00	0	0.00	35,215	0.45	0	0.00
ACCOUNTANT MANAGER	87,720	1.00	52,329	0.56	120,468	1.30	0	0.00
PROCUREMENT MANAGER	0	0.00	0	0.00	38,786	0.45	0	0.00
HUMAN RESOURCES GENERALIST	0	0.00	0	0.00	25,019	0.50	0	0.00
HUMAN RESOURCES SPECIALIST	1,130	0.02	282	0.00	12,201	0.20	0	0.00
SENIOR PROJECT MANAGER	0	0.00	0	0.00	43,582	0.50	0	0.00
LEGAL ASSISTANT	1,726	0.04	0	0.00	0	0.00	0	0.00
<b>TOTAL - PS</b>	<b>1,613,876</b>	<b>26.25</b>	<b>1,791,191</b>	<b>29.10</b>	<b>1,720,165</b>	<b>27.10</b>	<b>0</b>	<b>0.00</b>
TRAVEL, IN-STATE	5,886	0.00	7,051	0.00	5,913	0.00	0	0.00
TRAVEL, OUT-OF-STATE	4,449	0.00	4,410	0.00	0	0.00	0	0.00
SUPPLIES	18,085	0.00	36,497	0.00	19,651	0.00	0	0.00
PROFESSIONAL DEVELOPMENT	23,175	0.00	67,764	0.00	50,114	0.00	0	0.00
COMMUNICATION SERV & SUPP	15,185	0.00	34,632	0.00	28,082	0.00	0	0.00
PROFESSIONAL SERVICES	1,770,865	0.00	2,190,694	0.00	265,825	0.00	0	0.00
M&R SERVICES	126	0.00	6,725	0.00	6,725	0.00	0	0.00
COMPUTER EQUIPMENT	24,148	0.00	0	0.00	0	0.00	0	0.00
OFFICE EQUIPMENT	1,124	0.00	5,600	0.00	5,600	0.00	0	0.00
OTHER EQUIPMENT	6,266	0.00	1,550	0.00	1,550	0.00	0	0.00
PROPERTY & IMPROVEMENTS	0	0.00	50	0.00	50	0.00	0	0.00
BUILDING LEASE PAYMENTS	0	0.00	850	0.00	850	0.00	0	0.00
EQUIPMENT RENTALS & LEASES	0	0.00	150	0.00	150	0.00	0	0.00
MISCELLANEOUS EXPENSES	0	0.00	4,750	0.00	4,250	0.00	0	0.00
<b>TOTAL - EE</b>	<b>1,869,309</b>	<b>0.00</b>	<b>2,360,723</b>	<b>0.00</b>	<b>388,760</b>	<b>0.00</b>	<b>0</b>	<b>0.00</b>
PROGRAM DISTRIBUTIONS	41,588	0.00	300,000	0.00	0	0.00	0	0.00
<b>TOTAL - PD</b>	<b>41,588</b>	<b>0.00</b>	<b>300,000</b>	<b>0.00</b>	<b>0</b>	<b>0.00</b>	<b>0</b>	<b>0.00</b>
<b>GRAND TOTAL</b>	<b>\$3,524,773</b>	<b>26.25</b>	<b>\$4,451,914</b>	<b>29.10</b>	<b>\$2,108,925</b>	<b>27.10</b>	<b>\$0</b>	<b>0.00</b>
<b>GENERAL REVENUE</b>	<b>\$975,174</b>	<b>14.88</b>	<b>\$1,125,210</b>	<b>15.55</b>	<b>\$1,125,210</b>	<b>15.55</b>		<b>0.00</b>
<b>FEDERAL FUNDS</b>	<b>\$2,144,456</b>	<b>11.37</b>	<b>\$2,851,680</b>	<b>13.55</b>	<b>\$983,715</b>	<b>11.55</b>		<b>0.00</b>
<b>OTHER FUNDS</b>	<b>\$405,143</b>	<b>0.00</b>	<b>\$475,024</b>	<b>0.00</b>	<b>\$0</b>	<b>0.00</b>		<b>0.00</b>

9/20/22 19:27

im\_didetail

## PROGRAM DESCRIPTION

<b>Department:</b> <u>Mental Health</u>	<b>HB Section(s):</b> <u>10.100</u>
<b>Program Name:</b> <u>DBH Administration</u>	
<b>Program is found in the following core budget(s):</b> <u>DBH Administration</u>	

**1a. What strategic priority does this program address?**  
 Support recovery, independence, and self-sufficiency of Missourians with mental illness and/or substance use disorders.

**1b. What does this program do?**

The Division of Behavioral Health (DBH) has the responsibility of ensuring prevention, treatment, and recovery services are accessible to persons with serious mental illness, severe emotional disturbance, substance use disorders, those at risk of substance misuse, and compulsive gamblers. DBH's administrative responsibilities include, but are not limited to: funding treatment services, providing technical assistance and training, standard setting to ensure quality services, research, public information dissemination, review and oversight of the Division's budget, and program planning and policy development for prevention, treatment, and recovery services.

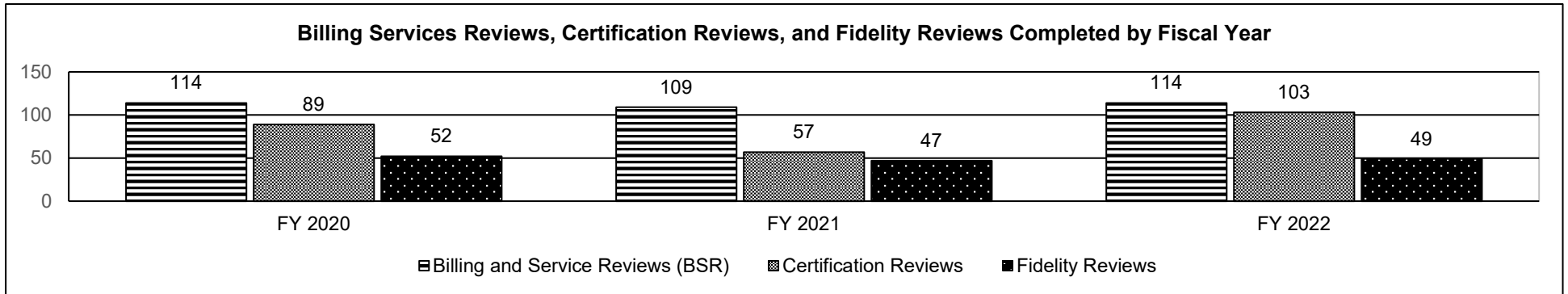
While DBH oversees contracted community-based services, it directly supports four hospital systems. Each system consists of one to two state operated inpatient facilities. Funding for hospital associated positions are within the budgets of the inpatient facilities; however, DBH Central Office provides direction, guidance and oversight for the hospital systems. The hospital systems were developed to consolidate administrative staff from each inpatient facility into a regionalized administration in order to realize efficiencies and better standardize treatment and policy. The four hospital systems are: 1) Western: Center for Behavioral Medicine and Northwest Missouri Psychiatric Rehabilitation Center; 2) Central: Fulton State Hospital; 3) Eastern: St. Louis Forensic Treatment Center - North and St. Louis Forensic Treatment Center - South, and Hawthorn Children's Psychiatric Hospital; and 4) Southeast: Southeast Missouri Mental Health Center.

Division administrative responsibilities include:

- Development and implementation of administrative standards and operating policies for all program areas. Standards and policies include guidelines for quality of care and quality improvement processes as well as client safety and clinical appropriateness.
- Development of curricula and implementation of training modules for behavioral health practitioners to ensure current evidence-based practices are implemented in Division programming.
- Monitoring, evaluation and provision of technical assistance to its provider network to ensure services maintain the highest levels of quality programming.
- Exploration of research and literature for dissemination to its provider network and the general public on treatment, recovery support, and prevention practices.
- Cooperation and collaboration with other state and federal agencies to ensure coordination of evidence-based prevention programming.
- The application of standardized management, fiscal, and personnel procedures and practices. Administrative oversight is provided for the budget, provider allocations, fiscal notes, and research and evaluation support. DBH applies appropriate financial procedures and provides the necessary data to support federal requirements necessary for maintaining funding.
- Application for and oversight of numerous federal grants to assist in the funding of treatment and prevention services for both adults and children.

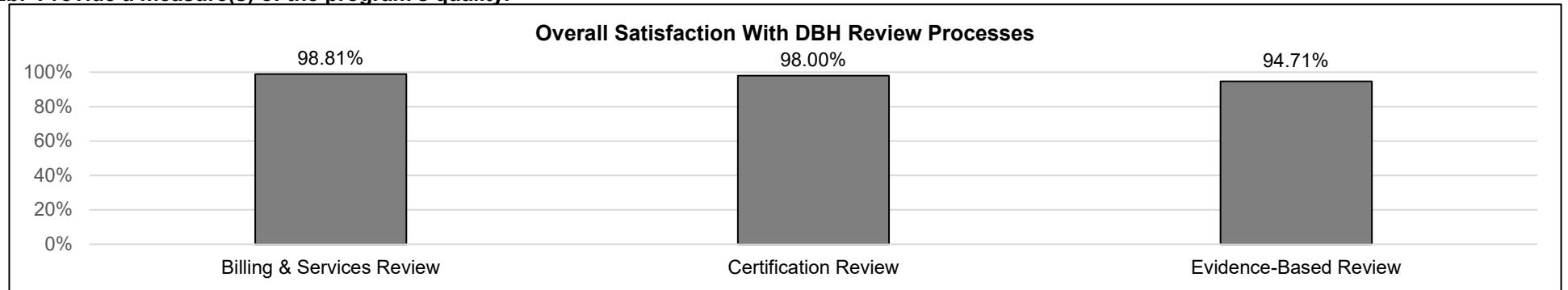
## PROGRAM DESCRIPTION

<b>Department:</b> Mental Health	<b>HB Section(s):</b> 10.100
<b>Program Name:</b> DBH Administration	
<b>Program is found in the following core budget(s):</b> DBH Administration	
<b>2a. Provide an activity measure(s) for the program.</b>	



**NOTE:** DBH administrative staff conduct periodic mandated or otherwise required reviews to ensure overall quality of service, accuracy in billing practice, and adherence to evidence based practices.

**2b. Provide a measure(s) of the program's quality.**



**NOTE:** The satisfaction survey data shown above is based upon surveys received by 8/1/2022 for surveys with exit conference dates within fiscal year 2022.

## PROGRAM DESCRIPTION

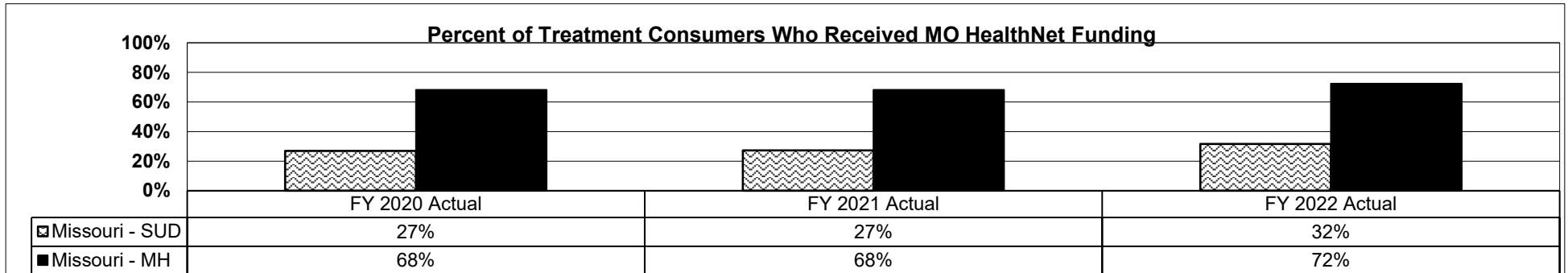
**Department:** Mental Health **HB Section(s):** 10.100  
**Program Name:** DBH Administration  
**Program is found in the following core budget(s):** DBH Administration

2c. Provide a measure(s) of the program's impact.

Administrative Staff to Program Funding			
	FY 2020 Actual	FY 2021 Actual	FY 2022 Actual
Total Revenue (in Millions)	\$871.4	\$885.6	\$923.2
Amount Spent in Administration (in Millions)	\$4.4	\$4.6	\$5.0
% of Administration to Total DBH Programs	0.50%	0.52%	0.54%

**Note:** While the Division's Administrative staff remains relatively steady, funding and oversight responsibilities continues to increase.

2d. Provide a measure(s) of the program's efficiency.



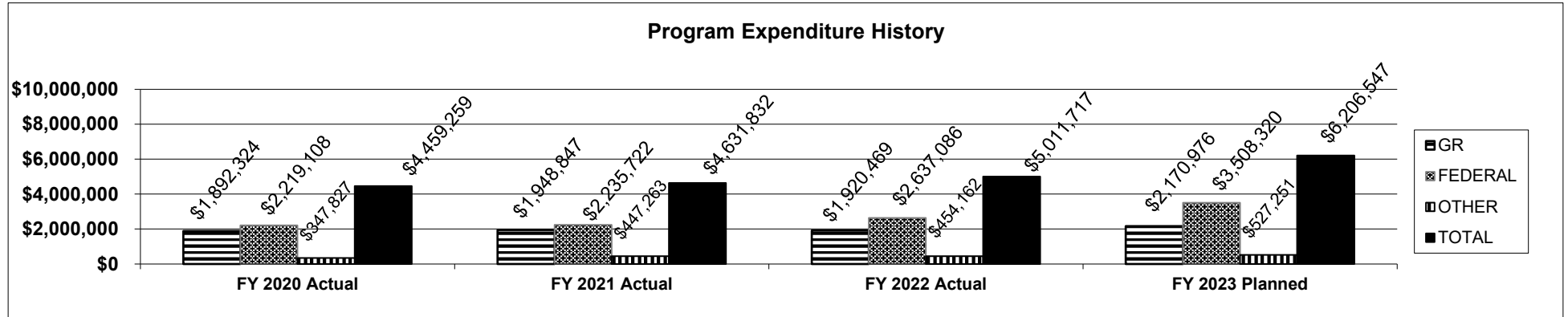
**Note:** This graph represents the proportion of consumers who have services paid for by MO HealthNet Division (MHD) in Missouri.

*Significance: DBH continues to maximize state general revenue by ensuring each consumer's Medicaid eligibility is established in a timely manner and that Medicaid reimbursable services/programs are accessible. Substance Use Disorders = SUD and Mental Health = MH.*

## PROGRAM DESCRIPTION

Department: <b>Mental Health</b>	HB Section(s): <b>10.100</b>
Program Name: <b>DBH Administration</b>	
Program is found in the following core budget(s): <b>DBH Administration</b>	

**3. Provide actual expenditures for the prior three fiscal years and planned expenditures for the current fiscal year. (Note: Amounts do not include fringe benefit costs.)**



**Notes:** FY23 increase in expenditures includes federal authority for the Block Grant Supplemental from American Rescue Plan Act (ARPA) and Coronavirus Response and Relief Supplemental Appropriations Act (CRRSA), along with Opioid Settlement Funds. For FY 2024, house bill sections previously referred to as Alcohol and Drug Abuse (ADA) Administration and Comprehensive Psychiatric Services (CPS) Administration are combined to become Division of Behavioral Health (DBH) Administration. All historical and FY 2023 anticipated expenditures are reported in the DBH Administration core and program form.

**4. What are the sources of the "Other " funds?**

Other includes Health Initiatives Fund (HIF) (0275) and Mental Health Earnings Fund (MHEF).

**5. What is the authorization for this program, i.e., federal or state statute, etc.? (Include the federal program number, if applicable.)**

Sections 631.010, 632.010 and 313.842, RSMo.

**6. Are there federal matching requirements? If yes, please explain.**

Yes. The federal Substance Use Prevention and Treatment Block Grant and the Community Mental Health Services Block Grant requires that the state maintain an aggregate level of general revenue spending that is greater than or equal to the average of the past two years. (This is called the "Maintenance of Effort," or MOE, requirement.)

**7. Is this a federally mandated program? If yes, please explain.**

No. However, the Substance Use Prevention and Treatment Block Grant and the Community Mental Health Services Block Grant allow up to 5% be expended for administration.

# **DBH Prevention & Education**





## CORE DECISION ITEM

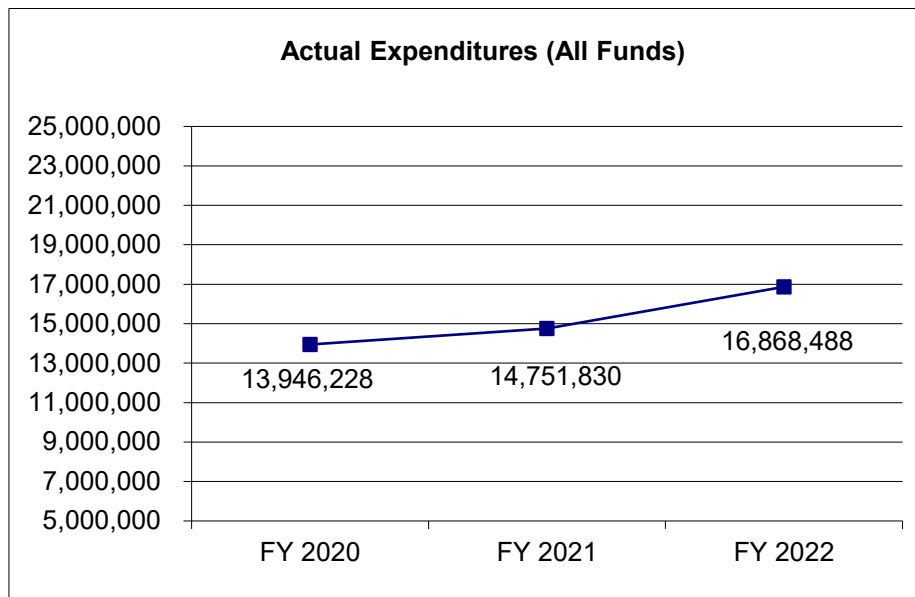
<b>Department: Mental Health</b>					<b>Budget Unit: 66205C &amp; 69113C</b>				
<b>Division: Behavioral Health</b>									
<b>Core: Division of Behavioral Health Prevention and Education Services</b>					<b>HB Section: 10.105</b>				
<b>1. CORE FINANCIAL SUMMARY</b>									
	<b>FY 2024 Budget Request</b>					<b>FY 2024 Governor's Recommendation</b>			
	<b>GR</b>	<b>Federal</b>	<b>Other</b>	<b>Total</b>		<b>GR</b>	<b>Federal</b>	<b>Other</b>	<b>Total</b>
<b>PS</b>	85,730	514,660	0	600,390	<b>PS</b>	0	0	0	0
<b>EE</b>	300,000	1,406,970	475,024	2,181,994	<b>EE</b>	0	0	0	0
<b>PSD</b>	1,072,959	20,853,900	6,982,148	28,909,007	<b>PSD</b>	0	0	0	0
<b>TRF</b>	0	0	0	0	<b>TRF</b>	0	0	0	0
<b>Total</b>	<b>1,458,689</b>	<b>22,775,530</b>	<b>7,457,172</b>	<b>31,691,391</b>	<b>Total</b>	<b>0</b>	<b>0</b>	<b>0</b>	<b>0</b>
<b>FTE</b>	<b>0.06</b>	<b>8.78</b>	<b>0.00</b>	<b>8.84</b>	<b>FTE</b>	<b>0.00</b>	<b>0.00</b>	<b>0.00</b>	<b>0.00</b>
<b>Est. Fringe</b>	32,209	324,593	0	356,803	<b>Est. Fringe</b>	0	0	0	0
<i>Note: Fringes budgeted in House Bill 5 except for certain fringes budgeted directly to MoDOT, Highway Patrol, and Conservation.</i>					<i>Note: Fringes budgeted in House Bill 5 except for certain fringes budgeted directly to MoDOT, Highway Patrol, and Conservation.</i>				
Other Funds: Not applicable					Other Funds:				
<b>2. CORE DESCRIPTION</b>									
<p>For FY 2024, Suicide Prevention (formerly included in the house bill section previously referred to as Comprehensive Psychiatric Services (CPS) Administration) and the house bill section previously referred to as Alcohol and Drug Abuse (ADA) Prevention Services are combined to become the Division of Behavioral Health (DBH) Prevention and Education Services. DBH supports prevention initiatives including community and school-based substance use prevention and intervention services as well as suicide prevention and intervention services through adherence to the Zero Suicide model. Substance use prevention efforts are focused on individuals, peers, families, schools, and communities. Mental Health First Aid, a skills-based training course that teaches participants about mental health and substance-use issues, is offered throughout Missouri. Substance use prevention is supported through community education and organization efforts of local volunteer coalitions through technical assistance and training. Suicide prevention efforts include implementing evidence-based suicide prevention initiatives, including the Zero Suicide model, co-leading Missouri Suicide Prevention Network (MPSN), as well as oversight and implementation of federal grants. The Department of Mental Health (DMH) partners with key stakeholders to create and disseminate Missouri's Suicide Prevention Plan, hold annual suicide prevention conferences, and coordinate production/dissemination of educational materials. In addition, DBH supports implementation of evidence-based prevention programming, development of the prevention workforce, and dissemination of information statewide.</p>									
<b>3. PROGRAM LISTING (list programs included in this core funding)</b>									
DBH Prevention and Education Services									

## CORE DECISION ITEM

<b>Department:</b> <u>Mental Health</u>	<b>Budget Unit:</b> <u>66205C &amp; 69113C</u>
<b>Division:</b> <u>Behavioral Health</u>	
<b>Core:</b> <u>Division of Behavioral Health Prevention and Education Services</u>	<b>HB Section:</b> <u>10.105</u>

### 4. FINANCIAL HISTORY

	<b>FY 2020 Actual</b>	<b>FY 2021 Actual</b>	<b>FY 2022 Actual</b>	<b>FY 2023 Current Yr.</b>
Appropriation (All Funds)	19,111,381	21,539,780	26,988,559	32,233,509
Less Reverted (All Funds)	(34,373)	(42,465)	(42,626)	(43,761)
Less Restricted (All Funds)*	0	0	0	0
Budget Authority (All Funds)	19,077,008	21,497,315	26,945,933	32,189,748
Actual Expenditures (All Funds)	13,946,228	14,751,830	16,868,488	N/A
Unexpended (All Funds)	5,130,780	6,745,485	10,077,445	N/A
Unexpended, by Fund:				
General Revenue	58,309	1,536	0	N/A
Federal	5,072,471	6,743,949	9,277,811	N/A
Other	0	0	799,634	N/A
	<b>(1), (5)</b>	<b>(2), (5)</b>	<b>(3), (5)</b>	<b>(4), (5)</b>



\*Current Year restricted amount is as of August 1, 2022.

Reverted includes the statutory three-percent reserve amount (when applicable).

Restricted includes any Governor's Expenditure Restrictions which remained at the end of the fiscal year (when applicable).

### NOTES:

(1) FY 2020 unexpended General Revenue (GR) is due to reduced fourth quarter allotment and the suspension of SYNAR visits (requires states to have laws prohibiting the sale and distribution of tobacco products to minors) as a result of COVID-19. The federal lapse is due to various grants and the FDA grant suspension of tobacco inspections.

(2) FY 2021 lapse of GR is due to a slight decrease in EE spending due to COVID-19.

(3) Increase in federal authority for FY 2022 is due to additional Substance Use and Prevention Treatment Block Grant funding.

(4) Increase in authority for FY 2023 is due to Opioid Settlement funding and Substance Use and Prevention Treatment Block Grant funding received.

(5) For FY 2024, Suicide Prevention (formerly included in the house bill section previously referred to as CPS Administration) and the house bill section previously referred to as ADA Prevention Services are combined to become DBH Prevention and Education Services. All historical and FY 2023 anticipated expenditures are reported under DBH Prevention and Education Services core and program forms.

**CORE RECONCILIATION DETAIL**

**DEPARTMENT OF MENTAL HEALTH  
SUD PREVENTION & EDU SERVS**

**5. CORE RECONCILIATION DETAIL**

				<b>Budget Class</b>	<b>FTE</b>	<b>GR</b>	<b>Federal</b>	<b>Other</b>	<b>Total</b>	<b>Explanation</b>
<b>TAFP AFTER VETOES</b>										
				PS	8.84	85,730	493,634	0	579,364	
				EE	0.00	300,000	577,173	0	877,173	
				PD	0.00	1,072,959	20,853,900	82,148	22,009,007	
				<b>Total</b>	<b>8.84</b>	<b>1,458,689</b>	<b>21,924,707</b>	<b>82,148</b>	<b>23,465,544</b>	
<b>DEPARTMENT CORE ADJUSTMENTS</b>										
Core Reallocation	104	4146		EE	0.00	0	(90,194)	0	(90,194)	Reallocate appropriation within DBH SUD Prevention (approp 4146 to 4144) for DBH efficiencies.
Core Reallocation	106	4650		PD	0.00	0	(2,910,484)	0	(2,910,484)	Reallocate appropriation within DBH SUD Prevention (approp 4650 to 2154) for DBH efficiencies.
Core Reallocation	107	4651		PD	0.00	0	(1,319,677)	0	(1,319,677)	Reallocate appropriation within DBH SUD Prevention (approp 4651 to 2154) for DBH efficiencies.
Core Reallocation	144	4144		EE	0.00	0	90,194	0	90,194	Reallocate appropriation within DBH SUD Prevention (approp 4146 to 4144) for DBH efficiencies.
Core Reallocation	145	2154		PD	0.00	0	4,230,161	0	4,230,161	Reallocate appropriation within DBH SUD Prevention (approps 4650 and 4651 to 2154) for DBH efficiencies.
Core Reallocation	1045	4143		PS	0.00	0	0	0	(0)	
Core Reallocation	1045	2649		PS	0.00	0	0	0	(0)	
<b>NET DEPARTMENT CHANGES</b>					<b>0.00</b>	<b>0</b>	<b>0</b>	<b>0</b>	<b>(0)</b>	
<b>DEPARTMENT CORE REQUEST</b>										
				PS	8.84	85,730	493,634	0	579,364	

---

**CORE RECONCILIATION DETAIL**

---

**DEPARTMENT OF MENTAL HEALTH  
SUD PREVENTION & EDU SERVS**

---

**5. CORE RECONCILIATION DETAIL**

---

	Budget Class	FTE	GR	Federal	Other	Total	Explanation
<hr/>							
<b>DEPARTMENT CORE REQUEST</b>							
	EE	0.00	300,000	577,173	0	877,173	
	PD	0.00	1,072,959	20,853,900	82,148	22,009,007	
	<b>Total</b>	<b>8.84</b>	<b>1,458,689</b>	<b>21,924,707</b>	<b>82,148</b>	<b>23,465,544</b>	
<hr/>							
<b>GOVERNOR'S RECOMMENDED CORE</b>							
	PS	8.84	85,730	493,634	0	579,364	
	EE	0.00	300,000	577,173	0	877,173	
	PD	0.00	1,072,959	20,853,900	82,148	22,009,007	
	<b>Total</b>	<b>8.84</b>	<b>1,458,689</b>	<b>21,924,707</b>	<b>82,148</b>	<b>23,465,544</b>	
<hr/>							

## CORE RECONCILIATION DETAIL

### DEPARTMENT OF MENTAL HEALTH MH PREVENTION

#### 5. CORE RECONCILIATION DETAIL

				Budget Class	FTE	GR	Federal	Other	Total	Explanation
<b>DEPARTMENT CORE ADJUSTMENTS</b>										
Core Reallocation	333	2865	PS		0.00	0	21,026	0	21,026	Reallocate from MH Admin to MH Prevention for DBH efficiencies.
Core Reallocation	333	2871	EE		0.00	0	0	475,024	475,024	Reallocate from MH Admin to MH Prevention for DBH efficiencies.
Core Reallocation	333	2869	EE		0.00	0	829,797	0	829,797	Reallocate from MH Admin to MH Prevention for DBH efficiencies.
<b>NET DEPARTMENT CHANGES</b>					<b>0.00</b>	<b>0</b>	<b>850,823</b>	<b>475,024</b>	<b>1,325,847</b>	
<b>DEPARTMENT CORE REQUEST</b>										
			PS		0.00	0	21,026	0	21,026	
			EE		0.00	0	829,797	475,024	1,304,821	
			PD		0.00	0	0	0	0	
			<b>Total</b>		<b>0.00</b>	<b>0</b>	<b>850,823</b>	<b>475,024</b>	<b>1,325,847</b>	
<b>GOVERNOR'S RECOMMENDED CORE</b>										
			PS		0.00	0	21,026	0	21,026	
			EE		0.00	0	829,797	475,024	1,304,821	
			PD		0.00	0	0	0	0	
			<b>Total</b>		<b>0.00</b>	<b>0</b>	<b>850,823</b>	<b>475,024</b>	<b>1,325,847</b>	

---

**CORE RECONCILIATION DETAIL**

---

**DEPARTMENT OF MENTAL HEALTH  
OPIOID COMMUNITY GRANTS**

---

**5. CORE RECONCILIATION DETAIL**

---

	<b>Budget Class</b>	<b>FTE</b>	<b>GR</b>	<b>Federal</b>	<b>Other</b>	<b>Total</b>	<b>Explanation</b>
<hr/>							
<b>TAFP AFTER VETOES</b>							
	PD	0.00	0	0	6,900,000	6,900,000	
	<b>Total</b>	<b>0.00</b>	<b>0</b>	<b>0</b>	<b>6,900,000</b>	<b>6,900,000</b>	
<hr/>							
<b>DEPARTMENT CORE REQUEST</b>							
	PD	0.00	0	0	6,900,000	6,900,000	
	<b>Total</b>	<b>0.00</b>	<b>0</b>	<b>0</b>	<b>6,900,000</b>	<b>6,900,000</b>	
<hr/>							
<b>GOVERNOR'S RECOMMENDED CORE</b>							
	PD	0.00	0	0	6,900,000	6,900,000	
	<b>Total</b>	<b>0.00</b>	<b>0</b>	<b>0</b>	<b>6,900,000</b>	<b>6,900,000</b>	
<hr/>							

## REPORT 9 - FY 2024 DEPARTMENT REQUEST

## DECISION ITEM SUMMARY

Budget Unit								
Decision Item	FY 2022	FY 2022	FY 2023	FY 2023	FY 2024	FY 2024	*****	*****
Budget Object Summary	ACTUAL	ACTUAL	BUDGET	BUDGET	DEPT REQ	DEPT REQ	SECURED	SECURED
Fund	DOLLAR	FTE	DOLLAR	FTE	DOLLAR	FTE	COLUMN	COLUMN
<b>SUD PREVENTION &amp; EDU SERVS</b>								
<b>CORE</b>								
PERSONAL SERVICES								
GENERAL REVENUE	46,452	0.89	85,730	0.06	85,730	0.06	0	0.00
DEPT MENTAL HEALTH	411,741	8.17	493,634	8.78	493,634	8.78	0	0.00
TOTAL - PS	458,193	9.06	579,364	8.84	579,364	8.84	0	0.00
EXPENSE & EQUIPMENT								
GENERAL REVENUE	291,000	0.00	300,000	0.00	300,000	0.00	0	0.00
DEPT MENTAL HEALTH	116,099	0.00	577,173	0.00	577,173	0.00	0	0.00
TOTAL - EE	407,099	0.00	877,173	0.00	877,173	0.00	0	0.00
PROGRAM-SPECIFIC								
GENERAL REVENUE	1,040,770	0.00	1,072,959	0.00	1,072,959	0.00	0	0.00
DEPT MENTAL HEALTH	13,491,952	0.00	17,655,365	0.00	17,655,365	0.00	0	0.00
DMH FEDERAL STIM 2021 FUND	0	0.00	3,198,535	0.00	3,198,535	0.00	0	0.00
HEALTH INITIATIVES	82,148	0.00	82,148	0.00	82,148	0.00	0	0.00
TOTAL - PD	14,614,870	0.00	22,009,007	0.00	22,009,007	0.00	0	0.00
<b>TOTAL</b>	<b>15,480,162</b>	<b>9.06</b>	<b>23,465,544</b>	<b>8.84</b>	<b>23,465,544</b>	<b>8.84</b>	<b>0</b>	<b>0.00</b>
<b>GRAND TOTAL</b>	<b>\$15,480,162</b>	<b>9.06</b>	<b>\$23,465,544</b>	<b>8.84</b>	<b>\$23,465,544</b>	<b>8.84</b>	<b>\$0</b>	<b>0.00</b>

9/20/22 19:26

im\_disummary

# REPORT 9 - FY 2024 DEPARTMENT REQUEST

# DECISION ITEM SUMMARY

Budget Unit								
Decision Item	FY 2022	FY 2022	FY 2023	FY 2023	FY 2024	FY 2024	*****	*****
Budget Object Summary	ACTUAL	ACTUAL	BUDGET	BUDGET	DEPT REQ	DEPT REQ	SECURED	SECURED
Fund	DOLLAR	FTE	DOLLAR	FTE	DOLLAR	FTE	COLUMN	COLUMN
<b>MH PREVENTION</b>								
<b>CORE</b>								
PERSONAL SERVICES								
DEPT MENTAL HEALTH	0	0.00	0	0.00	21,026	0.00	0	0.00
TOTAL - PS	0	0.00	0	0.00	21,026	0.00	0	0.00
EXPENSE & EQUIPMENT								
DEPT MENTAL HEALTH	0	0.00	0	0.00	829,797	0.00	0	0.00
MENTAL HEALTH EARNINGS FUND	0	0.00	0	0.00	475,024	0.00	0	0.00
TOTAL - EE	0	0.00	0	0.00	1,304,821	0.00	0	0.00
<b>TOTAL</b>	<b>0</b>	<b>0.00</b>	<b>0</b>	<b>0.00</b>	<b>1,325,847</b>	<b>0.00</b>	<b>0</b>	<b>0.00</b>
<b>GRAND TOTAL</b>	<b>\$0</b>	<b>0.00</b>	<b>\$0</b>	<b>0.00</b>	<b>\$1,325,847</b>	<b>0.00</b>	<b>\$0</b>	<b>0.00</b>



REPORT 9 - FY 2024 DEPARTMENT REQUEST

DECISION ITEM SUMMARY

Budget Unit								
Decision Item	FY 2022	FY 2022	FY 2023	FY 2023	FY 2024	FY 2024	*****	*****
Budget Object Summary	ACTUAL	ACTUAL	BUDGET	BUDGET	DEPT REQ	DEPT REQ	SECURED	SECURED
Fund	DOLLAR	FTE	DOLLAR	FTE	DOLLAR	FTE	COLUMN	COLUMN
OPIOID COMMUNITY GRANTS								
CORE								
PROGRAM-SPECIFIC								
OPIOID TREATMENT AND RECOVERY	0	0.00	6,900,000	0.00	6,900,000	0.00	0	0.00
TOTAL - PD	0	0.00	6,900,000	0.00	6,900,000	0.00	0	0.00
TOTAL	0	0.00	6,900,000	0.00	6,900,000	0.00	0	0.00
GRAND TOTAL								
	\$0	0.00	\$6,900,000	0.00	\$6,900,000	0.00	\$0	0.00

# REPORT 10 - FY 2024 DEPARTMENT REQUEST

# DECISION ITEM DETAIL

Budget Unit	FY 2022	FY 2022	FY 2023	FY 2023	FY 2024	FY 2024	*****	*****
Decision Item	ACTUAL	ACTUAL	BUDGET	BUDGET	DEPT REQ	DEPT REQ	SECURED	SECURED
Budget Object Class	DOLLAR	FTE	DOLLAR	FTE	DOLLAR	FTE	COLUMN	COLUMN
<b>SUD PREVENTION &amp; EDU SERVS</b>								
<b>CORE</b>								
TYPIST	62,671	1.95	70,200	0.50	63,665	0.50	0	0.00
SPECIAL ASST OFFICIAL & ADMSTR	0	0.00	0	0.00	8,838	0.08	0	0.00
SPECIAL ASST PROFESSIONAL	0	0.00	5,357	0.05	0	0.00	0	0.00
LEAD ADMIN SUPPORT ASSISTANT	0	0.00	416	0.00	0	0.00	0	0.00
PROGRAM SPECIALIST	52,301	1.00	76,794	1.81	54,881	1.00	0	0.00
PROGRAM MANAGER	59,303	0.69	95,355	1.00	123,004	1.50	0	0.00
RESEARCH/DATA ANALYST	29,557	0.57	38,540	0.72	54,239	1.00	0	0.00
SENIOR ACCOUNTANT	2,297	0.04	32	0.00	0	0.00	0	0.00
COMMISSIONED INVESTIGATOR	17,129	0.38	0	0.00	0	0.00	0	0.00
SR COMMISSIONED INVESTIGATOR	174,350	3.48	229,781	3.95	215,656	3.95	0	0.00
COMMISSIONED INVESTIGATOR SPV	60,585	0.95	62,889	0.81	59,081	0.81	0	0.00
<b>TOTAL - PS</b>	<b>458,193</b>	<b>9.06</b>	<b>579,364</b>	<b>8.84</b>	<b>579,364</b>	<b>8.84</b>	<b>0</b>	<b>0.00</b>
TRAVEL, IN-STATE	67,192	0.00	136,061	0.00	136,061	0.00	0	0.00
TRAVEL, OUT-OF-STATE	0	0.00	3,725	0.00	3,725	0.00	0	0.00
SUPPLIES	5,115	0.00	16,528	0.00	16,528	0.00	0	0.00
PROFESSIONAL DEVELOPMENT	2,000	0.00	4,260	0.00	4,260	0.00	0	0.00
COMMUNICATION SERV & SUPP	903	0.00	25,058	0.00	25,058	0.00	0	0.00
PROFESSIONAL SERVICES	331,888	0.00	687,127	0.00	687,127	0.00	0	0.00
HOUSEKEEPING & JANITORIAL SERV	0	0.00	15	0.00	15	0.00	0	0.00
M&R SERVICES	0	0.00	100	0.00	100	0.00	0	0.00
OFFICE EQUIPMENT	0	0.00	2,484	0.00	2,484	0.00	0	0.00
OTHER EQUIPMENT	1	0.00	700	0.00	700	0.00	0	0.00
BUILDING LEASE PAYMENTS	0	0.00	150	0.00	150	0.00	0	0.00
EQUIPMENT RENTALS & LEASES	0	0.00	150	0.00	150	0.00	0	0.00
MISCELLANEOUS EXPENSES	0	0.00	815	0.00	815	0.00	0	0.00
<b>TOTAL - EE</b>	<b>407,099</b>	<b>0.00</b>	<b>877,173</b>	<b>0.00</b>	<b>877,173</b>	<b>0.00</b>	<b>0</b>	<b>0.00</b>

9/20/22 19:27

im\_didetail

REPORT 10 - FY 2024 DEPARTMENT REQUEST

DECISION ITEM DETAIL

Budget Unit	FY 2022	FY 2022	FY 2023	FY 2023	FY 2024	FY 2024	*****	*****
Decision Item	ACTUAL	ACTUAL	BUDGET	BUDGET	DEPT REQ	DEPT REQ	SECURED	SECURED
Budget Object Class	DOLLAR	FTE	DOLLAR	FTE	DOLLAR	FTE	COLUMN	COLUMN
SUD PREVENTION & EDU SERVS								
CORE								
PROGRAM DISTRIBUTIONS	14,614,870	0.00	22,009,007	0.00	22,009,007	0.00	0	0.00
TOTAL - PD	14,614,870	0.00	22,009,007	0.00	22,009,007	0.00	0	0.00
GRAND TOTAL	\$15,480,162	9.06	\$23,465,544	8.84	\$23,465,544	8.84	\$0	0.00
GENERAL REVENUE	\$1,378,222	0.89	\$1,458,689	0.06	\$1,458,689	0.06		0.00
FEDERAL FUNDS	\$14,019,792	8.17	\$21,924,707	8.78	\$21,924,707	8.78		0.00
OTHER FUNDS	\$82,148	0.00	\$82,148	0.00	\$82,148	0.00		0.00

# REPORT 10 - FY 2024 DEPARTMENT REQUEST

# DECISION ITEM DETAIL

Budget Unit	FY 2022	FY 2022	FY 2023	FY 2023	FY 2024	FY 2024	*****	*****
Decision Item	ACTUAL	ACTUAL	BUDGET	BUDGET	DEPT REQ	DEPT REQ	SECURED	SECURED
Budget Object Class	DOLLAR	FTE	DOLLAR	FTE	DOLLAR	FTE	COLUMN	COLUMN
<b>MH PREVENTION</b>								
<b>CORE</b>								
PROGRAM COORDINATOR	0	0.00	0	0.00	21,026	0.00	0	0.00
<b>TOTAL - PS</b>	<b>0</b>	<b>0.00</b>	<b>0</b>	<b>0.00</b>	<b>21,026</b>	<b>0.00</b>	<b>0</b>	<b>0.00</b>
TRAVEL, IN-STATE	0	0.00	0	0.00	1,138	0.00	0	0.00
TRAVEL, OUT-OF-STATE	0	0.00	0	0.00	4,410	0.00	0	0.00
SUPPLIES	0	0.00	0	0.00	16,846	0.00	0	0.00
PROFESSIONAL DEVELOPMENT	0	0.00	0	0.00	17,650	0.00	0	0.00
COMMUNICATION SERV & SUPP	0	0.00	0	0.00	6,550	0.00	0	0.00
PROFESSIONAL SERVICES	0	0.00	0	0.00	1,257,727	0.00	0	0.00
MISCELLANEOUS EXPENSES	0	0.00	0	0.00	500	0.00	0	0.00
<b>TOTAL - EE</b>	<b>0</b>	<b>0.00</b>	<b>0</b>	<b>0.00</b>	<b>1,304,821</b>	<b>0.00</b>	<b>0</b>	<b>0.00</b>
<b>GRAND TOTAL</b>	<b>\$0</b>	<b>0.00</b>	<b>\$0</b>	<b>0.00</b>	<b>\$1,325,847</b>	<b>0.00</b>	<b>\$0</b>	<b>0.00</b>
<b>GENERAL REVENUE</b>	<b>\$0</b>	<b>0.00</b>	<b>\$0</b>	<b>0.00</b>	<b>\$0</b>	<b>0.00</b>		<b>0.00</b>
<b>FEDERAL FUNDS</b>	<b>\$0</b>	<b>0.00</b>	<b>\$0</b>	<b>0.00</b>	<b>\$850,823</b>	<b>0.00</b>		<b>0.00</b>
<b>OTHER FUNDS</b>	<b>\$0</b>	<b>0.00</b>	<b>\$0</b>	<b>0.00</b>	<b>\$475,024</b>	<b>0.00</b>		<b>0.00</b>

REPORT 10 - FY 2024 DEPARTMENT REQUEST

DECISION ITEM DETAIL

Budget Unit	FY 2022	FY 2022	FY 2023	FY 2023	FY 2024	FY 2024	*****	*****
Decision Item	ACTUAL	ACTUAL	BUDGET	BUDGET	DEPT REQ	DEPT REQ	SECURED	SECURED
Budget Object Class	DOLLAR	FTE	DOLLAR	FTE	DOLLAR	FTE	COLUMN	COLUMN
OPIOID COMMUNITY GRANTS								
CORE								
PROGRAM DISTRIBUTIONS	0	0.00	6,900,000	0.00	6,900,000	0.00	0	0.00
TOTAL - PD	0	0.00	6,900,000	0.00	6,900,000	0.00	0	0.00
GRAND TOTAL	\$0	0.00	\$6,900,000	0.00	\$6,900,000	0.00	\$0	0.00
GENERAL REVENUE	\$0	0.00	\$0	0.00	\$0	0.00		0.00
FEDERAL FUNDS	\$0	0.00	\$0	0.00	\$0	0.00		0.00
OTHER FUNDS	\$0	0.00	\$6,900,000	0.00	\$6,900,000	0.00		0.00

## PROGRAM DESCRIPTION

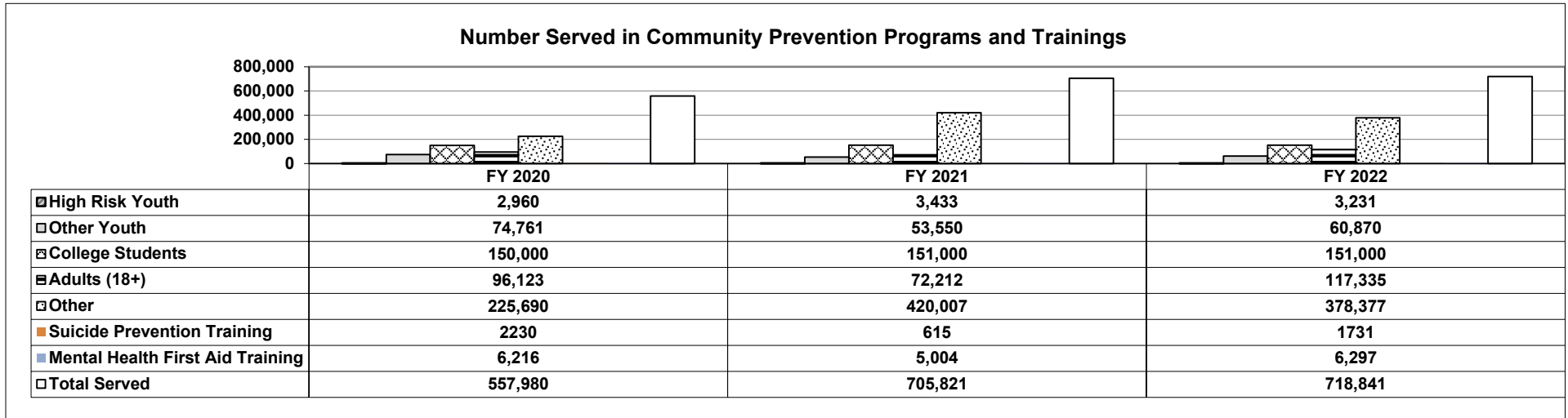
<b>Department:</b> <u>Mental Health</u>	<b>HB Section(s):</b> <u>10.105</u>
<b>Program Name:</b> <u>Prevention Services</u>	
<b>Program is found in the following core budget(s):</b> <u>Prevention &amp; Education Services</u>	
<p><b>1a. What strategic priority does this program address?</b> Enhance prevention initiatives.</p> <p><b>1b. What does this program do?</b> Using evidence-based programs and strategies, community-based prevention programs provide interventions to children, families, and college students; training, technical assistance, and support for coalitions; evaluation, research, and data analysis; public education and social marketing, and information and referral services. Prevention Resource Centers provide training, technical assistance and support to more than 170 registered community coalitions across the state. College Campus-based Programs are provided on 24 institutions of higher education to reduce rates of harmful and dangerous drinking. Prevention Evaluation supports all prevention services by providing data to assess prevention needs and program effectiveness.</p> <p>School-based Prevention Intervention and Resource Initiative (SPIRIT) delays the onset of substance use and decreases the use of substances, improves overall school performance, and reduces incidents of violence. To achieve these goals, prevention agencies are paired with school districts to provide technical assistance in implementing evidence-based substance use prevention programming. SPIRIT is operated by four prevention agencies serving 12 school districts across the state, including Carthage R-IX, Knox Co. R-1, New Madrid Co. R-1, Ritenour, S. Shelby, Macon, Kirksville, Clark County, North Andrew, LaPlata, S. Pemiscot Co RV and Scotland Co. R-I.</p> <p>In addition to school and community-based programming, Mental Health First Aid® (MHFA) is a course offered throughout Missouri that teaches participants how to identify, understand and respond to signs and symptoms of mental health and substance use concerns. The youth-focused MHFA course teaches family members, school staff, human services workers, and citizens how to help an adolescent who is experiencing a behavioral health challenge or crisis. Furthermore, the Department of Mental Health (DMH) provides a wealth of statewide suicide prevention programming, training and public education to reduce the social stigma associated with mental health, substance use and suicide prevention.</p>	

## PROGRAM DESCRIPTION

**Department:** Mental Health  
**Program Name:** Prevention Services  
**Program is found in the following core budget(s):** Prevention & Education Services

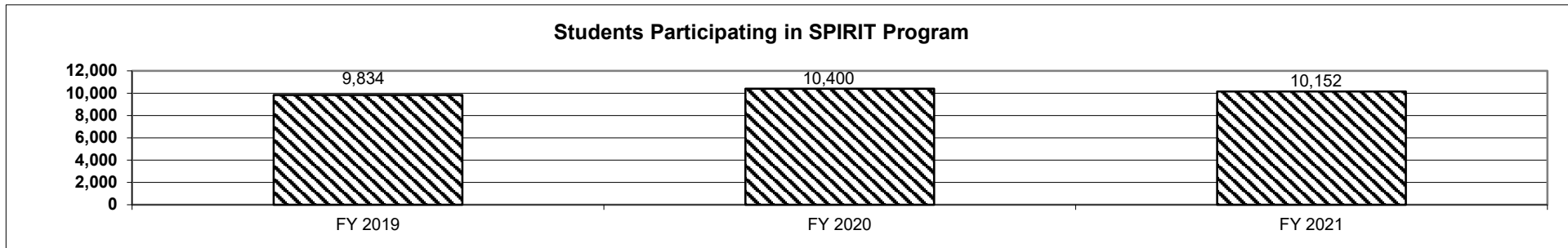
**HB Section(s):** 10.105

2a. Provide an activity measure(s) for the program.



**Note:** These numbers include individuals served in both virtual and direct face-to-face programs and do not include individuals exposed to prevention education via media spots. 'Other' includes persons whose age was not collected at the time of the prevention program.

**Target:** Increased number served in community programs.



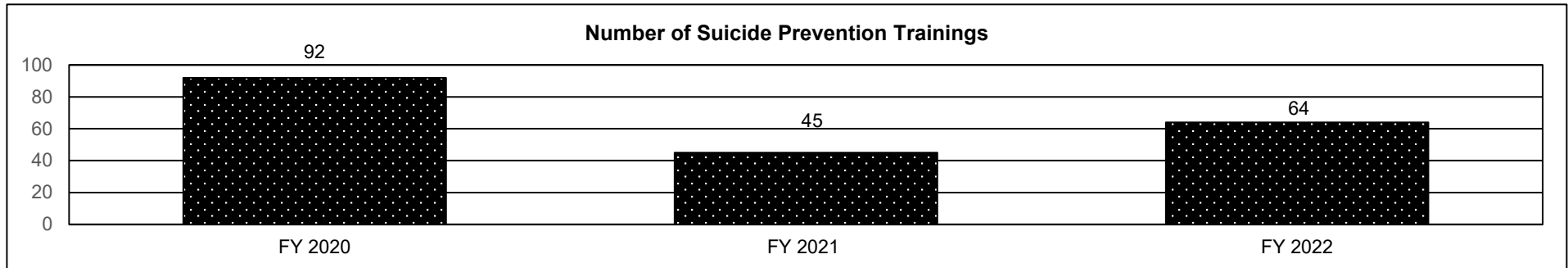
**Target:** Increased number of students participating in the SPIRIT Programs. FY 2022 data not yet available.

## PROGRAM DESCRIPTION

**Department:** Mental Health  
**Program Name:** Prevention Services  
**Program is found in the following core budget(s):** Prevention & Education Services

**HB Section(s):** 10.105

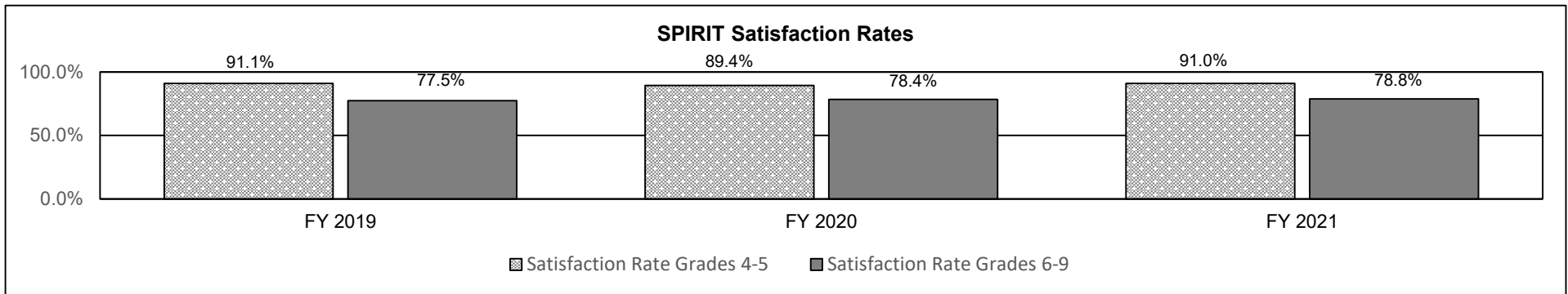
**2a. Provide an activity measure(s) for the program (continued).**



**Note:** The counts above include all suicide prevention training courses sponsored or conducted by prevention services.

**Target:** Provide an adequate number of suicide prevention trainings in order to attempt to lower suicide rates.

**2b. Provide a measure(s) of the program's quality.**



**Target:** Increased student satisfaction rates from students participating in the SPIRIT Programs. FY 2022 data not yet available.




## PROGRAM DESCRIPTION

**Department:** Mental Health  
**Program Name:** Prevention Services  
**Program is found in the following core budget(s):** Prevention & Education Services

**HB Section(s):** 10.105

### 2c. Provide a measure(s) of the program's impact.


**Decrease Percentage of SPIRIT Students Reporting Current Cigarette Use  
(6th-9th grade)**



*Target: Decrease in the percentage of SPIRIT students' cigarette use.*

**Note:** The National Survey on Drug Use and Health (NSDUH) data are available for calendar years and NSDUH combines multiple years into single reports.

**Decrease Harmful Alcohol Use by Missouri College Students**



**Note:** Harmful use is defined as 5 or more drinks in a 2 hour period in the past 2 weeks. The data are available for calendar years.

**Note:** US College Student data lags two years behind Missouri College Student Data

*Target: Harmful use among Missouri College Students to be below that for U.S. college students.*

### 2d. Provide a measure(s) of the program's efficiency.

#### Societal Cost of Untreated Individuals with Substance Use Disorders (SUD) Compared to Cost to Prevent SUD

Est. Cost Burden of SUD Per Individual	Amount Spent to Prevent SUD Per Individual
\$9,944	\$23.73

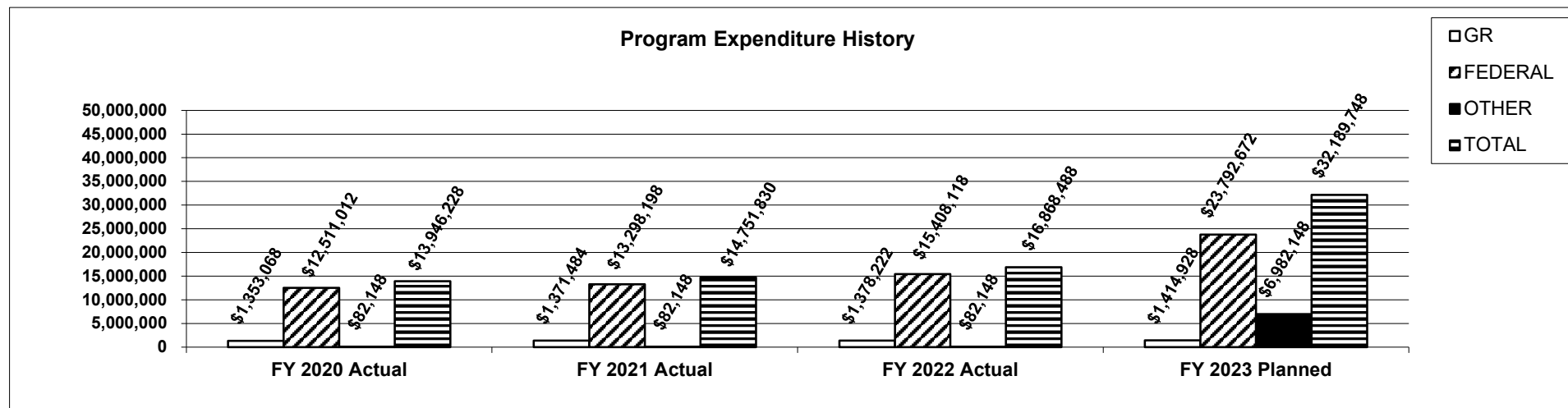
**Note:** Societal cost determined from Missouri's portion of national estimates found in 2018-2019 NSDUH and a November 2016 Surgeon General's report. Cost per individual is based on actual cost for FY 2022.

## PROGRAM DESCRIPTION

Department: Mental Health  
 Program Name: Prevention Services  
 Program is found in the following core budget(s): Prevention & Education Services

HB Section(s): 10.105

3. Provide actual expenditures for the prior three fiscal years and planned expenditures for the current fiscal year. (Note: Amounts do not include fringe benefit costs.)



**Note:** For FY 2024, Suicide Prevention (formerly included in the house bill section previously referred to as CPS Administration) and the house bill section previously referred to as ADA Prevention Services are combined to become DBH Prevention and Education Services. FY 2023 planned expenditures include Suicide Prevention previously reported in CPS Administration.

**4. What are the sources of the "Other " funds?**

Other funds include Health Initiatives Fund (HIF) (0275) and Opioid Treatment and Recovery Fund (OTRF).

**5. What is the authorization for this program, i.e., federal or state statute, etc.? (Include the federal program number, if applicable.)**

Section 631.010, RSMo.

**6. Are there federal matching requirements? If yes, please explain.**

The federal Substance Abuse Prevention and Treatment Block Grant requires that the state maintain an aggregate level of general revenue spending for treatment and prevention that is greater than or equal to the average of the past two years. (This is called the "Maintenance of Effort," or MOE, requirement.)

**7. Is this a federally mandated program? If yes, please explain.**

No. However, the Substance Abuse Prevention and Treatment Block Grant requires that 20% be expended for prevention activities.

# **DBH Treatment Services**



**CORE DECISION ITEM**

Department: Mental Health					Budget Unit: 66325C, 66336C, 69209C, 69217C, 69274C, 69420C				
Division: Behavioral Health					69427C				
Core: Division of Behavioral Health Community Treatment					HB Section: 10.110 & 10.241				
1. CORE FINANCIAL SUMMARY									
FY 2024 Budget Request					FY 2024 Governor's Recommendation				
	GR	Federal	Other	Total		GR	Federal	Other	Total
PS	1,888,189	998,153	229,960	3,116,302	PS	0	0	0	0
EE	1,823,646	4,813,118	21,209	6,657,973	EE	0	0	0	0
PSD	56,486,464	217,433,806	28,452,577	302,372,847	PSD	0	0	0	0
TRF	0	0	0	0	TRF	0	0	0	0
Total	60,198,299	223,245,077	28,703,746	312,147,122	Total	0	0	0	0
FTE	34.92	10.60	5.00	50.52	FTE	0.00	0.00	0.00	0.00
Est. Fringe	1,233,074	529,338	161,819	1,924,232	Est. Fringe	0	0	0	0
Note: Fringes budgeted in House Bill 5 except for certain fringes budgeted directly to MoDOT, Highway Patrol, and Conservation.					Note: Fringes budgeted in House Bill 5 except for certain fringes budgeted directly to MoDOT, Highway Patrol, and Conservation.				
Other Funds: Mental Health Interagency Payments Fund (0109) - \$1,920,572 Compulsive Gambler Fund (0249) - \$153,606 Health Initiatives Fund (0275) - \$6,222,879 & 5.00 FTE Mental Health Earnings Fund (0288) - \$6,995,353 Inmate Fund (0540) - \$3,513,779 Opioid Treatment & Recovery Fund (0705) - \$5,100,000 DMH Local Tax Match Fund (0930) - \$4,797,557					Other Funds:				

## CORE DECISION ITEM

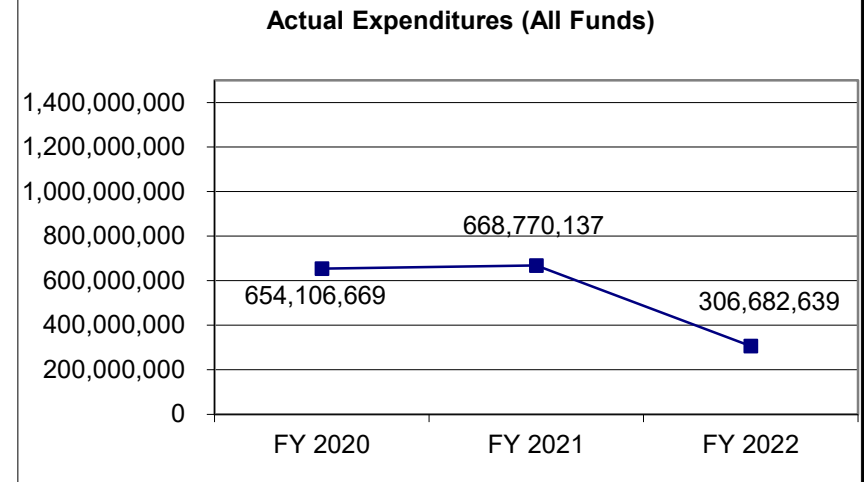
<b>Department:</b> Mental Health	<b>Budget Unit:</b> 66325C, 66336C, 69209C, 69217C, 69274C, 69420C
<b>Division:</b> Behavioral Health	69427C
<b>Core:</b> Division of Behavioral Health Community Treatment	<b>HB Section:</b> 10.110 & 10.241
<b>2. CORE DESCRIPTION</b>	
<p>For FY 2024, house bill sections previously referred to as Alcohol and Drug Abuse (ADA) Treatment, Compulsive Gambling, Substance Awareness Traffic Offender Program (SATOP), Adult Community Programs (ACP), Youth Community Programs (YCP), Civil Detention Legal Fees, part of Comprehensive Psychiatric Services (CPS) Medications and Forensic Support Services are combined to become Division of Behavioral Health (DBH) Community Treatment. DBH contracts with community-based providers for substance use disorder and mental health treatment services. Treatment that is based in the community is both successful and cost effective, as a result of medications and evidence-based therapies.</p> <p>Treatment sites are located across the state to ensure all Missourians have access to treatment and recovery services. DBH has developed a variety of programs that focus on providing a complete continuum of community-based services aimed at helping individuals successfully manage their chronic behavioral health disorders and achieve recovery. Services are individualized and a wide array of interventions are offered, including; assessment, individual and group counseling, family counseling, education, peer and family support, participation in self-help groups, recovery support services, employment supports and other structured, therapeutic services. Withdrawal management, residential support and crisis stabilization services are offered for those who need a safe environment early in the recovery process.</p> <p>The DBH substance use treatment program, Comprehensive Substance Treatment and Rehabilitation (CSTAR), is the only intensive substance use disorder treatment in Missouri reimbursed under MO HealthNet. DBH contracts with primary recovery providers, recovery support providers, and CSTAR providers, including those at Certified Community Behavioral Health Organizations (CCBHOs), to address the varying needs of those with substance use disorders. Community Psychiatric Rehabilitation (CPR) programs that are designed for the seriously and persistently mentally ill are administered locally by Community Mental Health Centers (CMHC), including those that are CCBHOs.</p> <p>The goals of treatment services are to reduce adverse symptoms related to substance use and/or mental health disorders. Such recovery goals include reduction of substance use or misuse; reduction in negative symptoms of mental illness; reduction in criminal behavior associated with substance use or misuse and/or mental illness; obtaining and maintaining meaningful employment or vocational participation; securing safe and stable housing; increasing healthy social connections; and maintaining healthy relationships.</p>	
<b>3. PROGRAM LISTING (list programs included in this core funding)</b>	
<p>DBH Community Treatment (including house bill sections previously referred to as ADA Treatment, Compulsive Gambling, Adult Community Programs, Youth Community Programs, and CPS Medications)</p> <p>Forensic Support Services</p> <p>SATOP</p>	

# **CORE DECISION ITEM**

<b>Department:</b> Mental Health	<b>Budget Unit:</b> 66325C, 66336C, 69209C, 69217C, 69274C, 69420C
<b>Division:</b> Behavioral Health	<b>69427C</b>
<b>Core:</b> Division of Behavioral Health Community Treatment	<b>HB Section:</b> 10.110 & 10.241

## **4. FINANCIAL HISTORY**

	<b>FY 2020 Actual</b>	<b>FY 2021 Actual</b>	<b>FY 2022 Actual</b>	<b>FY 2023 Current Yr.</b>
Appropriation (All Funds)	863,259,167	761,350,314	445,134,523	323,217,178
Less Reverted (All Funds)	(387,603)	(338,880)	(374,211)	(424,142)
Less Restricted (All Funds)*	0	0	0	0
Budget Authority (All Funds)	862,871,564	761,011,434	444,760,312	322,793,036
Actual Expenditures (All Funds)	654,106,669	668,770,137	306,682,639	N/A
Unexpended (All Funds)	208,764,895	92,241,297	138,077,673	N/A
Unexpended, by Fund:				
General Revenue	491,399	799,821	4	N/A
Federal	201,850,595	84,125,975	127,284,320	N/A
Other	6,422,901	7,315,501	10,793,349	N/A
	<b>(1), (5)</b>	<b>(2), (5)</b>	<b>(3), (5)</b>	<b>(4), (5)</b>



\*Current Year restricted amount is as of August 1, 2022.

Reverted includes the statutory three-percent reserve amount (when applicable).

Restricted includes any Governor's Expenditure Restrictions which remained at the end of the fiscal year (when applicable).

### **NOTES:**

(1) Lapse in General Revenue (GR) is reduced spending for peer recovery services in the Engaging Patient in Care Coordination (EPICC) program.

(2) FY 2021 lapse in GR is related to reduced spending for peer recovery services in the EPICC program and due to the release of the Governor's restriction in March for Recovery Support services.

(3) In FY 2022, funding for the CCBHOs was reallocated into a new house bill section.

(4) In FY 2023, additional funding was reallocated to CCBHO and authority was reduced due to Medicaid Expansion.

(5) In FY 2024, house bill sections previously referred to as ADA Treatment, Compulsive Gambling, SATOP, ACP, YCP, Civil Detention Legal Fees, Forensic Support Services, and a portion of CPS Medications are combined to become DBH Community Treatment. All historical and FY 2023 expenditures are reported in the DBH Community Treatment core and corresponding program form.

**CORE RECONCILIATION DETAIL**

**DEPARTMENT OF MENTAL HEALTH  
MH COMMUNITY PROGRAM**

**5. CORE RECONCILIATION DETAIL**

	<b>Budget Class</b>	<b>FTE</b>	<b>GR</b>	<b>Federal</b>	<b>Other</b>	<b>Total</b>	<b>Explanation</b>
<b>TAFP AFTER VETOES</b>							
	PS	10.31	299,170	498,847	0	798,017	
	EE	0.00	955,464	2,592,021	0	3,547,485	
	PD	0.00	21,600,304	86,215,464	3,737,475	111,553,243	
	<b>Total</b>	<b>10.31</b>	<b>22,854,938</b>	<b>89,306,332</b>	<b>3,737,475</b>	<b>115,898,745</b>	

**DEPARTMENT CORE ADJUSTMENTS**

1x Expenditures	581	2708	PD	0.00	0	(13,785,309)	0	(13,785,309)	Reduction of one-time funding for the 988 Crisis Response NDI.
Core Reduction	580	1480	PS	(1.00)	0	0	0	0	Reduction of excess FTE authority.
Core Reallocation	116	1685	PD	0.00	(569,108)	0	0	(569,108)	Reallocate approp within MH Community Prog (approp 1685 to 2053) for DBH efficiencies.
Core Reallocation	117	1686	PD	0.00	0	(964,080)	0	(964,080)	Reallocate approp within MH Community Prog (approp 1686 to 2055) for DBH efficiencies.
Core Reallocation	118	8054	PS	(1.00)	(38,329)	0	0	(38,329)	Reallocate approp within MH Community Prog (approp 8054 to 1479) for DBH efficiencies.
Core Reallocation	119	8055	EE	0.00	(104,353)	0	0	(104,353)	Reallocate approp within MH Community Prog (approp 8055 to 2052) for DBH efficiencies.
Core Reallocation	154	2053	EE	0.00	9,014,557	0	0	9,014,557	Reallocate partial funding from Facility Support and Medication Cost Increases to MH Community Prog for DBH efficiencies.



**CORE RECONCILIATION DETAIL**

**DEPARTMENT OF MENTAL HEALTH  
MH COMMUNITY PROGRAM**

**5. CORE RECONCILIATION DETAIL**

				<b>Budget Class</b>	<b>FTE</b>	<b>GR</b>	<b>Federal</b>	<b>Other</b>	<b>Total</b>	<b>Explanation</b>
<b>DEPARTMENT CORE ADJUSTMENTS</b>										
Core Reallocation	155	2055	PD		0.00	0	2,964,080	0	2,964,080	Reallocate appropriation within MH Community Prog (approp 1686 to 2055) and Adult Community Prog East to MH Community Prog for DBH efficiencies.
Core Reallocation	156	1479	PS		18.77	1,002,327	0	0	1,002,327	Reallocate Forensic Supp Svcs and Youth Community Prog to MH Community Prog and reallocate approp within MH Community Prog (approp 8054 to 1479) for DBH efficiencies.
Core Reallocation	157	2052	EE		0.00	224,429	0	0	224,429	Reallocate Forensic Supp Svcs and Youth Community Prog to MH Community Prog and reallocate approp within MH Community Prog (approp 8055 to 2052) for DBH efficiencies.
Core Reallocation	157	2052	PD		0.00	665	0	0	665	Reallocate Forensic Supp Svcs and Youth Community Prog to MH Community Prog and reallocate approp within MH Community Prog (approp 8055 to 2052) for DBH efficiencies.
Core Reallocation	158	1480	PS		3.40	0	235,770	0	235,770	Reallocate Forensic Supp Svcs and Youth Community Prog to MH Community Prog for DBH efficiencies.

**CORE RECONCILIATION DETAIL**

**DEPARTMENT OF MENTAL HEALTH  
MH COMMUNITY PROGRAM**

**5. CORE RECONCILIATION DETAIL**

				<b>Budget Class</b>	<b>FTE</b>	<b>GR</b>	<b>Federal</b>	<b>Other</b>	<b>Total</b>	<b>Explanation</b>
<b>DEPARTMENT CORE ADJUSTMENTS</b>										
Core Reallocation	166	8939	EE		0.00	0	315,000	0	315,000	Reallocate CPS Medications to MH Community Program for DBH efficiencies.
Core Reallocation	200	2054	EE		0.00	0	1,844,090	0	1,844,090	Reallocate Forensic Supp Svcs, Youth Community Prog, and Medication Cost Increases to MH Community Prog for DBH efficiencies.
Core Reallocation	321	1614	PS		0.00	0	(21,220)	0	(21,220)	Reallocate from MH Community Prog to 988 Cooperative Grant for DBH efficiencies.
Core Reallocation	321	1619	PD		0.00	0	(932,092)	0	(932,092)	Reallocate from MH Community Prog to 988 Cooperative Grant for DBH efficiencies.
Core Reallocation	343	2879	EE		0.00	683,292	0	0	683,292	Reallocate from Civil Detention Legal Fees to MH Community Program for DBH efficiencies.
Core Reallocation	343	2879	PD		0.00	64,149	0	0	64,149	Reallocate from Civil Detention Legal Fees to MH Community Program for DBH efficiencies.
Core Reallocation	575	8454	PD		0.00	0	(200,000)	0	(200,000)	Reallocation of CHIP Fund 0159 from MH Community Prog to Facility Support due to earnings from hospitals.
Core Reallocation	603	2876	PD		0.00	0	14,336,746	0	14,336,746	Reallocate from Director's Office Housing to DBH Treatment Svcs to combine into one Housing Program.

## CORE RECONCILIATION DETAIL

### DEPARTMENT OF MENTAL HEALTH MH COMMUNITY PROGRAM

#### 5. CORE RECONCILIATION DETAIL

				Budget Class	FTE	GR	Federal	Other	Total	Explanation
<b>DEPARTMENT CORE ADJUSTMENTS</b>										
Core Reallocation	603	2875	PD		0.00	0	1,000,000	0	1,000,000	Reallocate from Director's Office Housing to DBH Treatment Svcs to combine into one Housing Program.
Core Reallocation	603	2872	PD		0.00	255,000	0	0	255,000	Reallocate from Director's Office Housing to DBH Treatment Svcs to combine into one Housing Program.
Core Reallocation	1080	1480	PS		(0.00)	0	0	0	0	
Core Reallocation	1080	1479	PS		(0.00)	0	0	0	0	
Core Reallocation	1264	2053	PD		0.00	569,108	0	0	569,108	Reallocate appropriation within MH Community Prog (approp 1685 to 2053) for DBH efficiencies.
<b>NET DEPARTMENT CHANGES</b>					<b>20.17</b>	<b>11,101,737</b>	<b>4,792,985</b>	<b>0</b>	<b>15,894,722</b>	
<b>DEPARTMENT CORE REQUEST</b>										
			PS		30.48	1,263,168	713,397	0	1,976,565	
			EE		0.00	10,773,389	4,751,111	0	15,524,500	
			PD		0.00	21,920,118	88,634,809	3,737,475	114,292,402	
			<b>Total</b>		<b>30.48</b>	<b>33,956,675</b>	<b>94,099,317</b>	<b>3,737,475</b>	<b>131,793,467</b>	
<b>GOVERNOR'S RECOMMENDED CORE</b>										
			PS		30.48	1,263,168	713,397	0	1,976,565	
			EE		0.00	10,773,389	4,751,111	0	15,524,500	
			PD		0.00	21,920,118	88,634,809	3,737,475	114,292,402	
			<b>Total</b>		<b>30.48</b>	<b>33,956,675</b>	<b>94,099,317</b>	<b>3,737,475</b>	<b>131,793,467</b>	

## CORE RECONCILIATION DETAIL

### DEPARTMENT OF MENTAL HEALTH SUD TREATMENT SERVICES

#### 5. CORE RECONCILIATION DETAIL

				Budget Class	FTE	GR	Federal	Other	Total	Explanation
<b>TAFP AFTER VETOES</b>										
				PS	16.56	625,021	236,227	94,168	955,416	
				EE	0.00	3,565,688	373,007	10,588	3,949,283	
				PD	0.00	14,565,482	108,360,815	10,459,264	133,385,561	
				<b>Total</b>	<b>16.56</b>	<b>18,756,191</b>	<b>108,970,049</b>	<b>10,564,020</b>	<b>138,290,260</b>	
<b>DEPARTMENT CORE ADJUSTMENTS</b>										
Core Reallocation	111	4846	EE		0.00	(20,688)	0	0	(20,688)	Reallocate appropriation within SUD Treatment Svcs (approp 4846 to 4147) for DBH efficiencies.
Core Reallocation	111	4846	PD		0.00	(1,379,189)	0	0	(1,379,189)	Reallocate appropriation within SUD Treatment Svcs (approp 4846 to 4147) for DBH efficiencies.
Core Reallocation	112	9848	PD		0.00	(772,669)	0	0	(772,669)	Reallocate appropriation within SUD Treatment Svcs (approp 9848 to 8661) for DBH efficiencies.
Core Reallocation	147	5002	PS		3.00	0	0	135,792	135,792	Reallocate SATOP program to SUD Treatment Svcs for DBH efficiencies.
Core Reallocation	148	8945	EE		0.00	0	0	10,621	10,621	Reallocate SATOP program to SUD Treatment Svcs for DBH efficiencies.
Core Reallocation	149	4147	EE		0.00	20,688	0	0	20,688	Reallocate appropriation within SUD Treatment Svcs (approp 4846 to 4147) for DBH efficiencies.
Core Reallocation	149	4147	PD		0.00	1,379,189	0	0	1,379,189	Reallocate appropriation within SUD Treatment Svcs (approp 4846 to 4147) for DBH efficiencies.

## CORE RECONCILIATION DETAIL

### DEPARTMENT OF MENTAL HEALTH SUD TREATMENT SERVICES

#### 5. CORE RECONCILIATION DETAIL

				Budget Class	FTE	GR	Federal	Other	Total	Explanation
<b>DEPARTMENT CORE ADJUSTMENTS</b>										
Core Reallocation	150	8661	PD		0.00	772,669	0	0	772,669	Reallocate appropriation within SUD Treatment Svcs (approp 9848 to 8661) for DBH efficiencies.
Core Reallocation	151	4150	PS		0.48	0	27,309	0	27,309	Reallocate SATOP program to SUD Treatment Svcs for DBH efficiencies.
Core Reallocation	152	4149	PD		0.00	0	407,458	0	407,458	Reallocate SATOP program to SUD Treatment Svcs for DBH efficiencies.
Core Reallocation	339	2877	PD		0.00	0	0	153,606	153,606	Reallocate Compulsive Gambling Fund to SUD Treatment Svcs for DBH efficiencies.
Core Reallocation	340	2878	PD		0.00	0	0	6,995,353	6,995,353	Reallocate SATOP program to SUD Treatment Svcs for DBH efficiencies.
Core Reallocation	574	2051	EE		0.00	0	4,000	0	4,000	Reallocate from Director's Office Housing to DBH Treatment Svcs to combine into one Housing Program.
Core Reallocation	1076	4150	PS		0.00	0	0	0	(0)	
<b>NET DEPARTMENT CHANGES</b>					<b>3.48</b>	<b>0</b>	<b>438,767</b>	<b>7,295,372</b>	<b>7,734,139</b>	
<b>DEPARTMENT CORE REQUEST</b>										
			PS		20.04	625,021	263,536	229,960	1,118,517	
			EE		0.00	3,565,688	377,007	21,209	3,963,904	
			PD		0.00	14,565,482	108,768,273	17,608,223	140,941,978	
			<b>Total</b>		<b>20.04</b>	<b>18,756,191</b>	<b>109,408,816</b>	<b>17,859,392</b>	<b>146,024,399</b>	
<b>GOVERNOR'S RECOMMENDED CORE</b>										
			PS		20.04	625,021	263,536	229,960	1,118,517	
			EE		0.00	3,565,688	377,007	21,209	3,963,904	

**CORE RECONCILIATION DETAIL**

**DEPARTMENT OF MENTAL HEALTH  
SUD TREATMENT SERVICES**

**5. CORE RECONCILIATION DETAIL**

	Budget Class	FTE	GR	Federal	Other	Total	Explanation
<b>GOVERNOR'S RECOMMENDED CORE</b>							
	PD	0.00	14,565,482	108,768,273	17,608,223	140,941,978	
	<b>Total</b>	<b>20.04</b>	<b>18,756,191</b>	<b>109,408,816</b>	<b>17,859,392</b>	<b>146,024,399</b>	

---

**CORE RECONCILIATION DETAIL**

---

**DEPARTMENT OF MENTAL HEALTH  
SUD NALOXONE SUPPLY**

---

**5. CORE RECONCILIATION DETAIL**

---

	<b>Budget Class</b>	<b>FTE</b>	<b>GR</b>	<b>Federal</b>	<b>Other</b>	<b>Total</b>	<b>Explanation</b>
<b>TAFP AFTER VETOES</b>							
	PD	0.00	0	0	5,100,000	5,100,000	
	<b>Total</b>	<b>0.00</b>	<b>0</b>	<b>0</b>	<b>5,100,000</b>	<b>5,100,000</b>	
<b>DEPARTMENT CORE REQUEST</b>							
	PD	0.00	0	0	5,100,000	5,100,000	
	<b>Total</b>	<b>0.00</b>	<b>0</b>	<b>0</b>	<b>5,100,000</b>	<b>5,100,000</b>	
<b>GOVERNOR'S RECOMMENDED CORE</b>							
	PD	0.00	0	0	5,100,000	5,100,000	
	<b>Total</b>	<b>0.00</b>	<b>0</b>	<b>0</b>	<b>5,100,000</b>	<b>5,100,000</b>	

**CORE RECONCILIATION DETAIL**

**DEPARTMENT OF MENTAL HEALTH  
YOUTH COMMUNITY PROGRAM**

**5. CORE RECONCILIATION DETAIL**

				<b>Budget Class</b>	<b>FTE</b>	<b>GR</b>	<b>Federal</b>	<b>Other</b>	<b>Total</b>	<b>Explanation</b>
<b>TAFP AFTER VETOES</b>										
				PS	5.29	90,831	231,225	0	322,056	
				EE	0.00	91,131	1,097,314	0	1,188,445	
				PD	0.00	6,936,098	18,783,632	2,006,879	27,726,609	
				<b>Total</b>	<b>5.29</b>	<b>7,118,060</b>	<b>20,112,171</b>	<b>2,006,879</b>	<b>29,237,110</b>	
<b>DEPARTMENT CORE ADJUSTMENTS</b>										
Core Reallocation	128	1481		PS	(2.09)	(90,831)	0	0	(90,831)	Reallocate Youth Community Prog to MH Community Prog for DBH efficiencies.
Core Reallocation	129	2056		EE	0.00	(91,131)	0	0	(91,131)	Reallocate Youth Community Prog to MH Community Prog for DBH efficiencies.
Core Reallocation	129	2056		PD	0.00	(665)	0	0	(665)	Reallocate Youth Community Prog to MH Community Prog for DBH efficiencies.
Core Reallocation	133	1483		PS	(3.20)	0	(231,225)	0	(231,225)	Reallocate Youth Community Prog to MH Community Prog for DBH efficiencies.
Core Reallocation	134	2058		EE	0.00	0	(1,097,314)	0	(1,097,314)	Reallocate Youth Community Prog to MH Community Prog for DBH efficiencies.
<b>NET DEPARTMENT CHANGES</b>					<b>(5.29)</b>	<b>(182,627)</b>	<b>(1,328,539)</b>	<b>0</b>	<b>(1,511,166)</b>	
<b>DEPARTMENT CORE REQUEST</b>										
				PS	0.00	0	0	0	0	
				EE	0.00	0	0	0	0	



---

**CORE RECONCILIATION DETAIL**

---

**DEPARTMENT OF MENTAL HEALTH  
YOUTH COMMUNITY PROGRAM**

---

**5. CORE RECONCILIATION DETAIL**

---

	Budget Class	FTE	GR	Federal	Other	Total	Explanation
<hr/>							
DEPARTMENT CORE REQUEST	PD	0.00	6,935,433	18,783,632	2,006,879	27,725,944	
	<b>Total</b>	<b>0.00</b>	<b>6,935,433</b>	<b>18,783,632</b>	<b>2,006,879</b>	<b>27,725,944</b>	
<hr/>							
GOVERNOR'S RECOMMENDED CORE	PS	0.00	0	0	0	0	
	EE	0.00	0	0	0	0	
	PD	0.00	6,935,433	18,783,632	2,006,879	27,725,944	
	<b>Total</b>	<b>0.00</b>	<b>6,935,433</b>	<b>18,783,632</b>	<b>2,006,879</b>	<b>27,725,944</b>	
<hr/>							

**CORE RECONCILIATION DETAIL**

**DEPARTMENT OF MENTAL HEALTH  
988 COOPERATIVE GRANT**

**5. CORE RECONCILIATION DETAIL**

			<b>Budget Class</b>	<b>FTE</b>	<b>GR</b>	<b>Federal</b>	<b>Other</b>	<b>Total</b>	<b>Explanation</b>
<b>DEPARTMENT CORE ADJUSTMENTS</b>									
Core Reallocation	353	2886	PS	0.00	0	21,220	0	21,220	Reallocate from MH Community Prog to 988 Cooperative Grant for DBH efficiencies.
Core Reallocation	353	2887	PD	0.00	0	932,092	0	932,092	Reallocate from MH Community Prog to 988 Cooperative Grant for DBH efficiencies.
<b>NET DEPARTMENT CHANGES</b>				<b>0.00</b>	<b>0</b>	<b>953,312</b>	<b>0</b>	<b>953,312</b>	
<b>DEPARTMENT CORE REQUEST</b>									
			PS	0.00	0	21,220	0	21,220	
			PD	0.00	0	932,092	0	932,092	
			<b>Total</b>	<b>0.00</b>	<b>0</b>	<b>953,312</b>	<b>0</b>	<b>953,312</b>	
<b>GOVERNOR'S RECOMMENDED CORE</b>									
			PS	0.00	0	21,220	0	21,220	
			PD	0.00	0	932,092	0	932,092	
			<b>Total</b>	<b>0.00</b>	<b>0</b>	<b>953,312</b>	<b>0</b>	<b>953,312</b>	

---

**CORE RECONCILIATION DETAIL**

---

**DEPARTMENT OF MENTAL HEALTH  
FQHC MENTAL HEALTH SERVICES**

---

**5. CORE RECONCILIATION DETAIL**

---

	<b>Budget Class</b>	<b>FTE</b>	<b>GR</b>	<b>Federal</b>	<b>Other</b>	<b>Total</b>	<b>Explanation</b>
<hr/>							
<b>TAFP AFTER VETOES</b>	PD	0.00	550,000	0	0	550,000	
	<b>Total</b>	<b>0.00</b>	<b>550,000</b>	<b>0</b>	<b>0</b>	<b>550,000</b>	
<hr/>							
<b>DEPARTMENT CORE REQUEST</b>	PD	0.00	550,000	0	0	550,000	
	<b>Total</b>	<b>0.00</b>	<b>550,000</b>	<b>0</b>	<b>0</b>	<b>550,000</b>	
<hr/>							
<b>GOVERNOR'S RECOMMENDED CORE</b>	PD	0.00	550,000	0	0	550,000	
	<b>Total</b>	<b>0.00</b>	<b>550,000</b>	<b>0</b>	<b>0</b>	<b>550,000</b>	
<hr/>							

**CORE RECONCILIATION DETAIL**

**DEPARTMENT OF MENTAL HEALTH  
UNIVERSITY HEALTH**

**5. CORE RECONCILIATION DETAIL**

				<b>Budget Class</b>	<b>FTE</b>	<b>GR</b>	<b>Federal</b>	<b>Other</b>	<b>Total</b>	<b>Explanation</b>
<b>TAFP AFTER VETOES</b>										
				PD	0.00	0	5,000,000	0	5,000,000	
				<b>Total</b>	<b>0.00</b>	<b>0</b>	<b>5,000,000</b>	<b>0</b>	<b>5,000,000</b>	
<b>DEPARTMENT CORE ADJUSTMENTS</b>										
1x Expenditures	584	2712	PD		0.00	0	(5,000,000)	0	(5,000,000)	Reduction of one-time funding for the FY23 University Health NDI.
<b>NET DEPARTMENT CHANGES</b>					<b>0.00</b>	<b>0</b>	<b>(5,000,000)</b>	<b>0</b>	<b>(5,000,000)</b>	
<b>DEPARTMENT CORE REQUEST</b>										
				PD	0.00	0	0	0	0	
				<b>Total</b>	<b>0.00</b>	<b>0</b>	<b>0</b>	<b>0</b>	<b>0</b>	
<b>GOVERNOR'S RECOMMENDED CORE</b>										
				PD	0.00	0	0	0	0	
				<b>Total</b>	<b>0.00</b>	<b>0</b>	<b>0</b>	<b>0</b>	<b>0</b>	

## CORE RECONCILIATION DETAIL

### DEPARTMENT OF MENTAL HEALTH COMPULSIVE GAMBLING FUND

#### 5. CORE RECONCILIATION DETAIL

				Budget Class	FTE	GR	Federal	Other	Total	Explanation
<b>TAFP AFTER VETOES</b>										
				PD	0.00	0	0	153,606	153,606	
				<b>Total</b>	<b>0.00</b>	<b>0</b>	<b>0</b>	<b>153,606</b>	<b>153,606</b>	
<b>DEPARTMENT CORE ADJUSTMENTS</b>										
Core Reallocation	307	0313	PD		0.00	0	0	(153,606)	(153,606)	Reallocate Compulsive Gambling Fund to SUD Treatment Svcs for DBH efficiencies.
<b>NET DEPARTMENT CHANGES</b>					<b>0.00</b>	<b>0</b>	<b>0</b>	<b>(153,606)</b>	<b>(153,606)</b>	
<b>DEPARTMENT CORE REQUEST</b>										
				PD	0.00	0	0	0	0	
				<b>Total</b>	<b>0.00</b>	<b>0</b>	<b>0</b>	<b>0</b>	<b>0</b>	
<b>GOVERNOR'S RECOMMENDED CORE</b>										
				PD	0.00	0	0	0	0	
				<b>Total</b>	<b>0.00</b>	<b>0</b>	<b>0</b>	<b>0</b>	<b>0</b>	

# REPORT 9 - FY 2024 DEPARTMENT REQUEST

# DECISION ITEM SUMMARY

Budget Unit								
Decision Item	FY 2022	FY 2022	FY 2023	FY 2023	FY 2024	FY 2024	*****	*****
Budget Object Summary	ACTUAL	ACTUAL	BUDGET	BUDGET	DEPT REQ	DEPT REQ	SECURED	SECURED
Fund	DOLLAR	FTE	DOLLAR	FTE	DOLLAR	FTE	COLUMN	COLUMN
<b>MH COMMUNITY PROGRAM</b>								
<b>CORE</b>								
PERSONAL SERVICES								
GENERAL REVENUE	259,290	4.42	299,170	6.06	1,263,168	23.83	0	0.00
DEPT MENTAL HEALTH	223,080	3.70	230,504	4.25	466,274	6.65	0	0.00
DMH FEDERAL STIM 2021 FUND	0	0.00	268,343	0.00	247,123	0.00	0	0.00
TOTAL - PS	482,370	8.12	798,017	10.31	1,976,565	30.48	0	0.00
EXPENSE & EQUIPMENT								
GENERAL REVENUE	905,819	0.00	955,464	0.00	10,773,389	0.00	0	0.00
DEPT MENTAL HEALTH	2,488,901	0.00	2,592,021	0.00	4,436,111	0.00	0	0.00
DMH FEDERAL STIM 2021 FUND	0	0.00	0	0.00	315,000	0.00	0	0.00
TOTAL - EE	3,394,720	0.00	3,547,485	0.00	15,524,500	0.00	0	0.00
PROGRAM-SPECIFIC								
GENERAL REVENUE	78,230,516	0.00	21,600,304	0.00	21,920,118	0.00	0	0.00
DEPT MENTAL HEALTH	68,604,500	0.00	52,221,215	0.00	69,557,961	0.00	0	0.00
CHILDRENS HEALTH INSURANCE	2,747	0.00	11,180,232	0.00	10,980,232	0.00	0	0.00
BUDGET STABILIZATION	0	0.00	13,785,309	0.00	0	0.00	0	0.00
DMH FEDERAL STIM 2021 FUND	647,523	0.00	9,028,708	0.00	8,096,616	0.00	0	0.00
MH INTERAGENCY PAYMENTS	11,353	0.00	1,310,572	0.00	1,310,572	0.00	0	0.00
DMH LOCAL TAX MATCHING FUND	926,640	0.00	2,426,903	0.00	2,426,903	0.00	0	0.00
TOTAL - PD	148,423,279	0.00	111,553,243	0.00	114,292,402	0.00	0	0.00
<b>TOTAL</b>	<b>152,300,369</b>	<b>8.12</b>	<b>115,898,745</b>	<b>10.31</b>	<b>131,793,467</b>	<b>30.48</b>	<b>0</b>	<b>0.00</b>
<b>DMH 988 Crisis Resp GR Pickup - 1650004</b>								
EXPENSE & EQUIPMENT								
GENERAL REVENUE	0	0.00	0	0.00	15,407,462	0.00	0	0.00
TOTAL - EE	0	0.00	0	0.00	15,407,462	0.00	0	0.00
<b>TOTAL</b>	<b>0</b>	<b>0.00</b>	<b>0</b>	<b>0.00</b>	<b>15,407,462</b>	<b>0.00</b>	<b>0</b>	<b>0.00</b>

9/20/22 19:26

im\_disummary

## REPORT 9 - FY 2024 DEPARTMENT REQUEST

## DECISION ITEM SUMMARY

Budget Unit								
Decision Item	FY 2022	FY 2022	FY 2023	FY 2023	FY 2024	FY 2024	*****	*****
Budget Object Summary	ACTUAL	ACTUAL	BUDGET	BUDGET	DEPT REQ	DEPT REQ	SECURED	SECURED
Fund	DOLLAR	FTE	DOLLAR	FTE	DOLLAR	FTE	COLUMN	COLUMN
<b>MH COMMUNITY PROGRAM</b>								
<b>DMH Bed Registry Sys-GR Pickup - 1650001</b>								
EXPENSE & EQUIPMENT								
GENERAL REVENUE	0	0.00	0	0.00	997,500	0.00	0	0.00
TOTAL - EE	0	0.00	0	0.00	997,500	0.00	0	0.00
<b>TOTAL</b>	<b>0</b>	<b>0.00</b>	<b>0</b>	<b>0.00</b>	<b>997,500</b>	<b>0.00</b>	<b>0</b>	<b>0.00</b>
<b>DMH Increased Medication Costs - 1650005</b>								
PROGRAM-SPECIFIC								
GENERAL REVENUE	0	0.00	0	0.00	43,299	0.00	0	0.00
TOTAL - PD	0	0.00	0	0.00	43,299	0.00	0	0.00
<b>TOTAL</b>	<b>0</b>	<b>0.00</b>	<b>0</b>	<b>0.00</b>	<b>43,299</b>	<b>0.00</b>	<b>0</b>	<b>0.00</b>
<b>DMH UTILIZATION - 1650012</b>								
PROGRAM-SPECIFIC								
GENERAL REVENUE	0	0.00	0	0.00	1,083,843	0.00	0	0.00
DEPT MENTAL HEALTH	0	0.00	0	0.00	2,224,245	0.00	0	0.00
TOTAL - PD	0	0.00	0	0.00	3,308,088	0.00	0	0.00
<b>TOTAL</b>	<b>0</b>	<b>0.00</b>	<b>0</b>	<b>0.00</b>	<b>3,308,088</b>	<b>0.00</b>	<b>0</b>	<b>0.00</b>
<b>GRAND TOTAL</b>	<b>\$152,300,369</b>	<b>8.12</b>	<b>\$115,898,745</b>	<b>10.31</b>	<b>\$151,549,816</b>	<b>30.48</b>	<b>\$0</b>	<b>0.00</b>

9/20/22 19:26

im\_disummary

## REPORT 9 - FY 2024 DEPARTMENT REQUEST

## DECISION ITEM SUMMARY

Budget Unit								
Decision Item	FY 2022	FY 2022	FY 2023	FY 2023	FY 2024	FY 2024	*****	*****
Budget Object Summary	ACTUAL	ACTUAL	BUDGET	BUDGET	DEPT REQ	DEPT REQ	SECURED	SECURED
Fund	DOLLAR	FTE	DOLLAR	FTE	DOLLAR	FTE	COLUMN	COLUMN
<b>SUD TREATMENT SERVICES</b>								
<b>CORE</b>								
PERSONAL SERVICES								
GENERAL REVENUE	554,860	10.23	625,021	11.09	625,021	11.09	0	0.00
DEPT MENTAL HEALTH	135,816	2.20	236,227	3.47	263,536	3.95	0	0.00
HEALTH INITIATIVES	44,310	0.94	94,168	2.00	229,960	5.00	0	0.00
TOTAL - PS	734,986	13.37	955,416	16.56	1,118,517	20.04	0	0.00
EXPENSE & EQUIPMENT								
GENERAL REVENUE	4,852,265	0.00	3,565,688	0.00	3,565,688	0.00	0	0.00
DEPT MENTAL HEALTH	13,668	0.00	373,007	0.00	377,007	0.00	0	0.00
HEALTH INITIATIVES	0	0.00	10,588	0.00	21,209	0.00	0	0.00
TOTAL - EE	4,865,933	0.00	3,949,283	0.00	3,963,904	0.00	0	0.00
PROGRAM-SPECIFIC								
GENERAL REVENUE	26,341,121	0.00	14,565,482	0.00	14,565,482	0.00	0	0.00
DEPT MENTAL HEALTH	66,382,283	0.00	93,077,914	0.00	93,485,372	0.00	0	0.00
CHILDRENS HEALTH INSURANCE	130,599	0.00	2,202,338	0.00	2,202,338	0.00	0	0.00
DMH FEDERAL STIM 2021 FUND	362,089	0.00	13,080,563	0.00	13,080,563	0.00	0	0.00
MH INTERAGENCY PAYMENTS	0	0.00	10,000	0.00	10,000	0.00	0	0.00
COMPULSIVE GAMBLER	0	0.00	0	0.00	153,606	0.00	0	0.00
HEALTH INITIATIVES	5,966,747	0.00	5,971,710	0.00	5,971,710	0.00	0	0.00
MENTAL HEALTH EARNINGS FUND	0	0.00	0	0.00	6,995,353	0.00	0	0.00
INMATE	3,513,779	0.00	3,513,779	0.00	3,513,779	0.00	0	0.00
DMH LOCAL TAX MATCHING FUND	301,636	0.00	963,775	0.00	963,775	0.00	0	0.00
TOTAL - PD	102,998,254	0.00	133,385,561	0.00	140,941,978	0.00	0	0.00
<b>TOTAL</b>	<b>108,599,173</b>	<b>13.37</b>	<b>138,290,260</b>	<b>16.56</b>	<b>146,024,399</b>	<b>20.04</b>	<b>0</b>	<b>0.00</b>
<b>DMH Recovery Community Centers - 1650003</b>								
PROGRAM-SPECIFIC								
GENERAL REVENUE	0	0.00	0	0.00	500,000	0.00	0	0.00
TOTAL - PD	0	0.00	0	0.00	500,000	0.00	0	0.00
<b>TOTAL</b>	<b>0</b>	<b>0.00</b>	<b>0</b>	<b>0.00</b>	<b>500,000</b>	<b>0.00</b>	<b>0</b>	<b>0.00</b>

9/20/22 19:26

im\_disummary



## REPORT 9 - FY 2024 DEPARTMENT REQUEST

## DECISION ITEM SUMMARY

Budget Unit								
Decision Item	FY 2022	FY 2022	FY 2023	FY 2023	FY 2024	FY 2024	*****	*****
Budget Object Summary	ACTUAL	ACTUAL	BUDGET	BUDGET	DEPT REQ	DEPT REQ	SECURED	SECURED
Fund	DOLLAR	FTE	DOLLAR	FTE	DOLLAR	FTE	COLUMN	COLUMN
<b>SUD TREATMENT SERVICES</b>								
<b>DMH Increased Medication Costs - 1650005</b>								
PROGRAM-SPECIFIC								
GENERAL REVENUE	0	0.00	0	0.00	175,380	0.00	0	0.00
TOTAL - PD	0	0.00	0	0.00	175,380	0.00	0	0.00
<b>TOTAL</b>	<b>0</b>	<b>0.00</b>	<b>0</b>	<b>0.00</b>	<b>175,380</b>	<b>0.00</b>	<b>0</b>	<b>0.00</b>
<b>DMH UTILIZATION - 1650012</b>								
PROGRAM-SPECIFIC								
GENERAL REVENUE	0	0.00	0	0.00	2,557,173	0.00	0	0.00
DEPT MENTAL HEALTH	0	0.00	0	0.00	6,108,752	0.00	0	0.00
TOTAL - PD	0	0.00	0	0.00	8,665,925	0.00	0	0.00
<b>TOTAL</b>	<b>0</b>	<b>0.00</b>	<b>0</b>	<b>0.00</b>	<b>8,665,925</b>	<b>0.00</b>	<b>0</b>	<b>0.00</b>
<b>GRAND TOTAL</b>	<b>\$108,599,173</b>	<b>13.37</b>	<b>\$138,290,260</b>	<b>16.56</b>	<b>\$155,365,704</b>	<b>20.04</b>	<b>\$0</b>	<b>0.00</b>

REPORT 9 - FY 2024 DEPARTMENT REQUEST

DECISION ITEM SUMMARY

Budget Unit								
Decision Item	FY 2022	FY 2022	FY 2023	FY 2023	FY 2024	FY 2024	*****	*****
Budget Object Summary	ACTUAL	ACTUAL	BUDGET	BUDGET	DEPT REQ	DEPT REQ	SECURED	SECURED
Fund	DOLLAR	FTE	DOLLAR	FTE	DOLLAR	FTE	COLUMN	COLUMN
SUD NALOXONE SUPPLY								
CORE								
PROGRAM-SPECIFIC								
OPIOID TREATMENT AND RECOVERY	0	0.00	5,100,000	0.00	5,100,000	0.00	0	0.00
TOTAL - PD	0	0.00	5,100,000	0.00	5,100,000	0.00	0	0.00
TOTAL	0	0.00	5,100,000	0.00	5,100,000	0.00	0	0.00
GRAND TOTAL	\$0	0.00	\$5,100,000	0.00	\$5,100,000	0.00	\$0	0.00

# REPORT 9 - FY 2024 DEPARTMENT REQUEST

# DECISION ITEM SUMMARY

Budget Unit								
Decision Item	FY 2022	FY 2022	FY 2023	FY 2023	FY 2024	FY 2024	*****	*****
Budget Object Summary	ACTUAL	ACTUAL	BUDGET	BUDGET	DEPT REQ	DEPT REQ	SECURED	SECURED
Fund	DOLLAR	FTE	DOLLAR	FTE	DOLLAR	FTE	COLUMN	COLUMN
<b>YOUTH COMMUNITY PROGRAM</b>								
<b>CORE</b>								
PERSONAL SERVICES								
GENERAL REVENUE	68,917	0.71	90,831	2.09	0	0.00	0	0.00
DEPT MENTAL HEALTH	157,689	2.10	231,225	3.20	0	(0.00)	0	0.00
TOTAL - PS	226,606	2.81	322,056	5.29	0	(0.00)	0	0.00
EXPENSE & EQUIPMENT								
GENERAL REVENUE	88,990	0.00	91,131	0.00	0	0.00	0	0.00
DEPT MENTAL HEALTH	751,709	0.00	1,097,314	0.00	0	0.00	0	0.00
TOTAL - EE	840,699	0.00	1,188,445	0.00	0	0.00	0	0.00
PROGRAM-SPECIFIC								
GENERAL REVENUE	11,990,381	0.00	6,936,098	0.00	6,935,433	0.00	0	0.00
DEPT MENTAL HEALTH	13,562,309	0.00	14,518,412	0.00	14,518,412	0.00	0	0.00
CHILDRENS HEALTH INSURANCE	286,319	0.00	3,383,220	0.00	3,383,220	0.00	0	0.00
DMH FEDERAL STIM 2021 FUND	0	0.00	882,000	0.00	882,000	0.00	0	0.00
MH INTERAGENCY PAYMENTS	69,000	0.00	600,000	0.00	600,000	0.00	0	0.00
DMH LOCAL TAX MATCHING FUND	1,114,537	0.00	1,406,879	0.00	1,406,879	0.00	0	0.00
TOTAL - PD	27,022,546	0.00	27,726,609	0.00	27,725,944	0.00	0	0.00
<b>TOTAL</b>	<b>28,089,851</b>	<b>2.81</b>	<b>29,237,110</b>	<b>5.29</b>	<b>27,725,944</b>	<b>(0.00)</b>	<b>0</b>	<b>0.00</b>
<b>DMH Childrens Res Rate Inc CTC - 1650002</b>								
PROGRAM-SPECIFIC								
GENERAL REVENUE	0	0.00	0	0.00	604,703	0.00	0	0.00
TOTAL - PD	0	0.00	0	0.00	604,703	0.00	0	0.00
<b>TOTAL</b>	<b>0</b>	<b>0.00</b>	<b>0</b>	<b>0.00</b>	<b>604,703</b>	<b>0.00</b>	<b>0</b>	<b>0.00</b>
<b>DMH UTILIZATION - 1650012</b>								
PROGRAM-SPECIFIC								
GENERAL REVENUE	0	0.00	0	0.00	808,400	0.00	0	0.00

9/20/22 19:26

im\_disummary

## REPORT 9 - FY 2024 DEPARTMENT REQUEST

## DECISION ITEM SUMMARY

Budget Unit								
Decision Item	FY 2022	FY 2022	FY 2023	FY 2023	FY 2024	FY 2024	*****	*****
Budget Object Summary	ACTUAL	ACTUAL	BUDGET	BUDGET	DEPT REQ	DEPT REQ	SECURED	SECURED
Fund	DOLLAR	FTE	DOLLAR	FTE	DOLLAR	FTE	COLUMN	COLUMN
<b>988 COOPERATIVE GRANT</b>								
<b>CORE</b>								
PERSONAL SERVICES								
DMH FEDERAL STIM 2021 FUND	0	0.00	0	0.00	21,220	0.00	0	0.00
TOTAL - PS	0	0.00	0	0.00	21,220	0.00	0	0.00
PROGRAM-SPECIFIC								
DMH FEDERAL STIM 2021 FUND	0	0.00	0	0.00	932,092	0.00	0	0.00
TOTAL - PD	0	0.00	0	0.00	932,092	0.00	0	0.00
<b>TOTAL</b>	<b>0</b>	<b>0.00</b>	<b>0</b>	<b>0.00</b>	<b>953,312</b>	<b>0.00</b>	<b>0</b>	<b>0.00</b>
<b>GRAND TOTAL</b>	<b>\$0</b>	<b>0.00</b>	<b>\$0</b>	<b>0.00</b>	<b>\$953,312</b>	<b>0.00</b>	<b>\$0</b>	<b>0.00</b>

9/20/22 19:26

im\_disummary

REPORT 9 - FY 2024 DEPARTMENT REQUEST

DECISION ITEM SUMMARY

Budget Unit								
Decision Item	FY 2022	FY 2022	FY 2023	FY 2023	FY 2024	FY 2024	*****	*****
Budget Object Summary	ACTUAL	ACTUAL	BUDGET	BUDGET	DEPT REQ	DEPT REQ	SECURED	SECURED
Fund	DOLLAR	FTE	DOLLAR	FTE	DOLLAR	FTE	COLUMN	COLUMN
FQHC MENTAL HEALTH SERVICES								
CORE								
PROGRAM-SPECIFIC								
GENERAL REVENUE	97,000	0.00	550,000	0.00	550,000	0.00	0	0.00
DEPT MENTAL HEALTH	553,077	0.00	0	0.00	0	0.00	0	0.00
TOTAL - PD	650,077	0.00	550,000	0.00	550,000	0.00	0	0.00
TOTAL	650,077	0.00	550,000	0.00	550,000	0.00	0	0.00
GRAND TOTAL	\$650,077	0.00	\$550,000	0.00	\$550,000	0.00	\$0	0.00

REPORT 9 - FY 2024 DEPARTMENT REQUEST

DECISION ITEM SUMMARY

Budget Unit								
Decision Item	FY 2022	FY 2022	FY 2023	FY 2023	FY 2024	FY 2024	*****	*****
Budget Object Summary	ACTUAL	ACTUAL	BUDGET	BUDGET	DEPT REQ	DEPT REQ	SECURED	SECURED
Fund	DOLLAR	FTE	DOLLAR	FTE	DOLLAR	FTE	COLUMN	COLUMN
UNIVERSITY HEALTH								
CORE								
PROGRAM-SPECIFIC								
BUDGET STABILIZATION	0	0.00	5,000,000	0.00	0	0.00	0	0.00
TOTAL - PD	0	0.00	5,000,000	0.00	0	0.00	0	0.00
TOTAL	0	0.00	5,000,000	0.00	0	0.00	0	0.00
GRAND TOTAL								
	\$0	0.00	\$5,000,000	0.00	\$0	0.00	\$0	0.00

REPORT 9 - FY 2024 DEPARTMENT REQUEST

DECISION ITEM SUMMARY

Budget Unit								
Decision Item	FY 2022	FY 2022	FY 2023	FY 2023	FY 2024	FY 2024	*****	*****
Budget Object Summary	ACTUAL	ACTUAL	BUDGET	BUDGET	DEPT REQ	DEPT REQ	SECURED	SECURED
Fund	DOLLAR	FTE	DOLLAR	FTE	DOLLAR	FTE	COLUMN	COLUMN
COMPULSIVE GAMBLING FUND								
CORE								
PROGRAM-SPECIFIC								
COMPULSIVE GAMBLER	81,372	0.00	153,606	0.00	0	0.00	0	0.00
TOTAL - PD	81,372	0.00	153,606	0.00	0	0.00	0	0.00
TOTAL	81,372	0.00	153,606	0.00	0	0.00	0	0.00
GRAND TOTAL								
	\$81,372	0.00	\$153,606	0.00	\$0	0.00	\$0	0.00

## FLEXIBILITY REQUEST FORM

<b>BUDGET UNIT NUMBER:</b>	66325C, 69209C, 69274C	<b>DEPARTMENT:</b>	Mental Health
<b>BUDGET UNIT NAME:</b>	DBH Treatment Services	<b>DIVISION:</b>	Behavioral Health
<b>HOUSE BILL SECTION:</b>	10.110		

**1. Provide the amount by fund of personal service flexibility and the amount by fund of expense and equipment flexibility you are requesting in dollar and percentage terms and explain why the flexibility is needed. If flexibility is being requested among divisions, provide the amount by fund of flexibility you are requesting in dollar and percentage terms and explain why the flexibility is needed.**

### DEPARTMENT REQUEST

The Division of Behavioral Health (DBH) is requesting 100% flexibility between DBH Treatment MO HealthNet and Non-MO HealthNet appropriations for FY 2024. Also, 50% flexibility for payment of services to Certified Community Behavioral Health Organizations (CCBHO) between sections indicated in 10.110 and 10.115. The information below shows a 100% calculation for DBH Treatment MO HealthNet and Non-MO HealthNet FY 2024 budgets.

Section	PS or E&E	Budget	% Flex	Flex Amount
SUD Treatment Non-MO HealthNet - GR	PSD	\$7,557,692	100%	\$7,557,692
SUD Treatment MO HealthNet - GR	PSD	<u>7,321,147</u>	<u>100%</u>	<u>\$7,321,147</u>
<i>Total Request</i>		\$14,878,839	100%	\$14,878,839
SUD Treatment Non-MO HealthNet - FED	PSD	\$59,697,105	100%	\$59,697,105
SUD Treatment MO HealthNet - FED	PSD	<u>37,298,935</u>	<u>100%</u>	<u>\$37,298,935</u>
<i>Total Request</i>		\$96,996,040	100%	\$96,996,040
SUD Treatment Non-MO HealthNet - HIF	PSD	\$3,245,791	100%	\$3,245,791
SUD Treatment MO HealthNet - HIF	PSD	<u>2,725,919</u>	<u>100%</u>	<u>\$2,725,919</u>
<i>Total Request</i>		\$5,971,710	100%	\$5,971,710
MH Comm Program Non-MO HealthNet - GR	PSD	\$16,329,390	100%	\$16,329,390
MH Comm Program MO HealthNet - GR	PSD	<u>\$14,412,613</u>	<u>100%</u>	<u>\$14,412,613</u>
<i>Total Request</i>		\$30,742,003	100%	\$30,742,003
MH Comm Program Non-MO HealthNet - FED	PSD	\$26,712,872	100%	\$26,712,872
MH Comm Program MO HealthNet - FED	PSD	<u>\$29,732,588</u>	<u>100%</u>	<u>\$29,732,588</u>
<i>Total Request</i>		\$56,445,460	100%	\$56,445,460
YCP Non-MO HealthNet - GR	PSD	\$2,507,158	100%	\$2,507,158
YCP MO HealthNet - GR	PSD	<u>\$5,841,378</u>	<u>100%</u>	<u>\$5,841,378</u>
<i>Total Request</i>		\$8,348,536	100%	\$8,348,536



### FLEXIBILITY REQUEST FORM

<b>BUDGET UNIT NUMBER:</b>	66325C, 69209C, 69274C	<b>DEPARTMENT:</b>	Mental Health
<b>BUDGET UNIT NAME:</b>	DBH Treatment Services	<b>DIVISION:</b>	Behavioral Health
<b>HOUSE BILL SECTION:</b>	10.110		

**1. Provide the amount by fund of personal service flexibility and the amount by fund of expense and equipment flexibility you are requesting in dollar and percentage terms and explain why the flexibility is needed. If flexibility is being requested among divisions, provide the amount by fund of flexibility you are requesting in dollar and percentage terms and explain why the flexibility is needed.**

#### DEPARTMENT REQUEST

The Division of Behavioral Health (DBH) is requesting 100% flexibility between DBH Treatment MO HealthNet and Non-MO HealthNet appropriations for FY 2024. Also, 50% flexibility for payment of services to Certified Community Behavioral Health Organizations CCBHO) between sections indicated in 10.110 and 10.115. The information below shows a 100% calculation for DBH Treatment MO HealthNet and Non-MO HealthNet FY 2024 budgets.

YCP Non-MO HealthNet - FED	PSD	\$7,162,786	100%	\$7,162,786
YCP MO HealthNet - FED	PSD	<u>\$8,926,895</u>	<u>100%</u>	<u>\$8,926,895</u>
<i>Total Request</i>		\$16,089,681	100%	\$16,089,681
SUD Treatment Services - FED CHIP	PSD	\$2,202,338	100%	\$2,202,338
MH Community Program - FED CHIP	PSD	\$10,980,232	100%	\$10,980,232
Youth Community Program - FED CHIP	PSD	<u>\$3,383,220</u>	<u>100%</u>	<u>\$3,383,220</u>
<i>Total Request</i>		\$16,565,790	100%	\$16,565,790

**2. Estimate how much flexibility will be used for the budget year. How much flexibility was used in the Prior Year Budget and the Current Year Budget? Please specify the amount.**

PRIOR YEAR ACTUAL AMOUNT OF FLEXIBILITY USED	CURRENT YEAR ESTIMATED AMOUNT OF FLEXIBILITY THAT WILL BE USED	DEPARTMENT REQUEST ESTIMATED AMOUNT OF FLEXIBILITY THAT WILL BE USED
SUD Treatment Non-MO HealthNet FED      \$4,139,669 SUD Treatment MO HealthNet FED <span style="color: red;">(\$5,639,669)</span> MH Comm Program Non-MO HealthNet - GR      \$19,817,841 MH Comm Program MO HealthNet - GR <span style="color: red;">(\$16,817,841)</span> MH Comm Program MO HealthNet - FED <span style="color: red;">(\$30,000,000)</span> YCP Non-MO HealthNet - GR      \$5,684,927 YCP MO HealthNet - GR <span style="color: red;">(\$12,237,606)</span> YCP MO HealthNet - FED <span style="color: red;">(\$24,175,587)</span>	Flexibility usage is difficult to estimate at this time.	Flexibility usage is difficult to estimate at this time.

### FLEXIBILITY REQUEST FORM

<b>BUDGET UNIT NUMBER:</b> 66325C, 69209C, 69274C <b>BUDGET UNIT NAME:</b> DBH Treatment Services <b>HOUSE BILL SECTION:</b> 10.110	<b>DEPARTMENT:</b> Mental Health <b>DIVISION:</b> Behavioral Health
-------------------------------------------------------------------------------------------------------------------------------------------	------------------------------------------------------------------------

3. Please explain how flexibility was used in the prior and/or current year.	
PRIOR YEAR EXPLAIN ACTUAL USE	CURRENT YEAR EXPLAIN PLANNED USE
In FY 2022, flex was used within the DBH Treatment section, as well as sections SUD CCBHO, MH CCBHO and YCP CCBHO. These transfers were necessary to cover provider payments.	Flexibility usage is difficult to estimate at this time.

# REPORT 10 - FY 2024 DEPARTMENT REQUEST

# DECISION ITEM DETAIL

Budget Unit	FY 2022	FY 2022	FY 2023	FY 2023	FY 2024	FY 2024	*****	*****
Decision Item	ACTUAL	ACTUAL	BUDGET	BUDGET	DEPT REQ	DEPT REQ	SECURED	SECURED
Budget Object Class	DOLLAR	FTE	DOLLAR	FTE	DOLLAR	FTE	COLUMN	COLUMN
<b>MH COMMUNITY PROGRAM</b>								
<b>CORE</b>								
DESIGNATED PRINCIPAL ASST DIV	0	0.00	0	0.00	168,877	1.88	0	0.00
OFFICE WORKER MISCELLANEOUS	0	0.00	0	0.00	15,288	0.47	0	0.00
MISCELLANEOUS PROFESSIONAL	0	0.00	395	0.00	0	0.00	0	0.00
MEDICAL ADMINISTRATOR	0	0.00	0	0.00	79,449	0.25	0	0.00
SPECIAL ASST OFFICIAL & ADMSTR	0	0.00	0	0.00	55,069	0.50	0	0.00
ADMINISTRATIVE SUPPORT CLERK	0	0.00	0	0.00	15,600	0.50	0	0.00
ADMIN SUPPORT ASSISTANT	0	0.00	0	0.00	16,349	0.50	0	0.00
LEAD ADMIN SUPPORT ASSISTANT	24,439	0.70	409	0.00	36,408	1.00	0	0.00
PROGRAM SPECIALIST	47,588	1.00	89,790	1.62	49,935	1.00	0	0.00
SENIOR PROGRAM SPECIALIST	29,000	0.48	0	0.00	0	0.00	0	0.00
PROGRAM COORDINATOR	213,762	3.23	258,056	5.53	441,906	7.70	0	0.00
PROGRAM MANAGER	75,013	0.95	79,121	1.20	43,044	0.64	0	0.00
SENIOR RESEARCH/DATA ANALYST	1,497	0.02	0	0.00	68,138	1.00	0	0.00
RESEARCH DATA ANALYSIS SPV/MGR	0	0.00	0	0.00	14,140	0.18	0	0.00
SENIOR CLINICAL CASEWORKER	58,334	1.23	77,202	1.60	628,593	13.03	0	0.00
CLINICAL SOCIAL WORK SPV/SPEC	0	0.00	0	0.00	55,216	1.00	0	0.00
SENIOR ACCOUNTANT	32,737	0.51	24,701	0.36	0	0.00	0	0.00
LEGAL ASSISTANT	0	0.00	0	0.00	41,430	0.83	0	0.00
OTHER	0	0.00	268,343	0.00	247,123	0.00	0	0.00
<b>TOTAL - PS</b>	<b>482,370</b>	<b>8.12</b>	<b>798,017</b>	<b>10.31</b>	<b>1,976,565</b>	<b>30.48</b>	<b>0</b>	<b>0.00</b>
TRAVEL, IN-STATE	314	0.00	52,386	0.00	99,333	0.00	0	0.00
TRAVEL, OUT-OF-STATE	1,024	0.00	1,492	0.00	4,437	0.00	0	0.00
SUPPLIES	24,030	0.00	54,016	0.00	7,861,683	0.00	0	0.00
PROFESSIONAL DEVELOPMENT	4,872	0.00	3,530	0.00	26,950	0.00	0	0.00
COMMUNICATION SERV & SUPP	4,526	0.00	9,760	0.00	26,614	0.00	0	0.00
PROFESSIONAL SERVICES	3,350,651	0.00	3,108,336	0.00	7,181,723	0.00	0	0.00
HOUSEKEEPING & JANITORIAL SERV	0	0.00	100	0.00	200	0.00	0	0.00
M&R SERVICES	0	0.00	200	0.00	1,130	0.00	0	0.00
OFFICE EQUIPMENT	0	0.00	100	0.00	750	0.00	0	0.00
OTHER EQUIPMENT	9,053	0.00	300,200	0.00	300,730	0.00	0	0.00
PROPERTY & IMPROVEMENTS	0	0.00	100	0.00	100	0.00	0	0.00
BUILDING LEASE PAYMENTS	250	0.00	1,650	0.00	2,845	0.00	0	0.00

9/20/22 19:27

im\_didetail

# REPORT 10 - FY 2024 DEPARTMENT REQUEST

# DECISION ITEM DETAIL

Budget Unit	FY 2022	FY 2022	FY 2023	FY 2023	FY 2024	FY 2024	*****	*****
Decision Item	ACTUAL	ACTUAL	BUDGET	BUDGET	DEPT REQ	DEPT REQ	SECURED	SECURED
Budget Object Class	DOLLAR	FTE	DOLLAR	FTE	DOLLAR	FTE	COLUMN	COLUMN
<b>MH COMMUNITY PROGRAM</b>								
<b>CORE</b>								
EQUIPMENT RENTALS & LEASES	0	0.00	1,800	0.00	2,870	0.00	0	0.00
MISCELLANEOUS EXPENSES	0	0.00	13,715	0.00	14,935	0.00	0	0.00
REBILLABLE EXPENSES	0	0.00	100	0.00	200	0.00	0	0.00
<b>TOTAL - EE</b>	<b>3,394,720</b>	<b>0.00</b>	<b>3,547,485</b>	<b>0.00</b>	<b>15,524,500</b>	<b>0.00</b>	<b>0</b>	<b>0.00</b>
PROGRAM DISTRIBUTIONS	148,423,279	0.00	111,553,243	0.00	114,292,402	0.00	0	0.00
<b>TOTAL - PD</b>	<b>148,423,279</b>	<b>0.00</b>	<b>111,553,243</b>	<b>0.00</b>	<b>114,292,402</b>	<b>0.00</b>	<b>0</b>	<b>0.00</b>
<b>GRAND TOTAL</b>	<b>\$152,300,369</b>	<b>8.12</b>	<b>\$115,898,745</b>	<b>10.31</b>	<b>\$131,793,467</b>	<b>30.48</b>	<b>\$0</b>	<b>0.00</b>
<b>GENERAL REVENUE</b>	<b>\$79,395,625</b>	<b>4.42</b>	<b>\$22,854,938</b>	<b>6.06</b>	<b>\$33,956,675</b>	<b>23.83</b>		<b>0.00</b>
<b>FEDERAL FUNDS</b>	<b>\$71,966,751</b>	<b>3.70</b>	<b>\$89,306,332</b>	<b>4.25</b>	<b>\$94,099,317</b>	<b>6.65</b>		<b>0.00</b>
<b>OTHER FUNDS</b>	<b>\$937,993</b>	<b>0.00</b>	<b>\$3,737,475</b>	<b>0.00</b>	<b>\$3,737,475</b>	<b>0.00</b>		<b>0.00</b>

# REPORT 10 - FY 2024 DEPARTMENT REQUEST

# DECISION ITEM DETAIL

Budget Unit	FY 2022	FY 2022	FY 2023	FY 2023	FY 2024	FY 2024	*****	*****
Decision Item	ACTUAL	ACTUAL	BUDGET	BUDGET	DEPT REQ	DEPT REQ	SECURED	SECURED
Budget Object Class	DOLLAR	FTE	DOLLAR	FTE	DOLLAR	FTE	COLUMN	COLUMN
<b>SUD TREATMENT SERVICES</b>								
<b>CORE</b>								
MISCELLANEOUS PROFESSIONAL	0	0.00	67,114	0.73	0	0.00	0	0.00
SPECIAL ASST PROFESSIONAL	73,013	1.00	75,441	1.00	60,689	0.78	0	0.00
ADMIN SUPPORT ASSISTANT	0	0.00	0	0.00	34,708	1.00	0	0.00
LEAD ADMIN SUPPORT ASSISTANT	0	0.00	389	0.00	0	0.00	0	0.00
PROGRAM ASSISTANT	71,281	1.75	85,666	2.00	43,044	1.00	0	0.00
PROGRAM SPECIALIST	289,184	6.11	300,582	6.11	439,241	9.35	0	0.00
PROGRAM COORDINATOR	207,078	3.36	209,833	3.65	411,336	6.41	0	0.00
PROGRAM MANAGER	94,430	1.15	216,391	3.07	129,499	1.50	0	0.00
<b>TOTAL - PS</b>	<b>734,986</b>	<b>13.37</b>	<b>955,416</b>	<b>16.56</b>	<b>1,118,517</b>	<b>20.04</b>	<b>0</b>	<b>0.00</b>
TRAVEL, IN-STATE	0	0.00	16,617	0.00	20,695	0.00	0	0.00
TRAVEL, OUT-OF-STATE	0	0.00	4,725	0.00	4,725	0.00	0	0.00
SUPPLIES	0	0.00	25,170	0.00	25,587	0.00	0	0.00
PROFESSIONAL DEVELOPMENT	305	0.00	4,308	0.00	5,006	0.00	0	0.00
COMMUNICATION SERV & SUPP	1,354	0.00	10,427	0.00	14,039	0.00	0	0.00
PROFESSIONAL SERVICES	4,863,219	0.00	3,874,820	0.00	3,880,129	0.00	0	0.00
HOUSEKEEPING & JANITORIAL SERV	0	0.00	100	0.00	100	0.00	0	0.00
M&R SERVICES	0	0.00	4,658	0.00	4,758	0.00	0	0.00
OFFICE EQUIPMENT	0	0.00	400	0.00	504	0.00	0	0.00
OTHER EQUIPMENT	0	0.00	6,220	0.00	6,320	0.00	0	0.00
BUILDING LEASE PAYMENTS	0	0.00	38	0.00	38	0.00	0	0.00
EQUIPMENT RENTALS & LEASES	0	0.00	500	0.00	600	0.00	0	0.00
MISCELLANEOUS EXPENSES	1,055	0.00	1,300	0.00	1,403	0.00	0	0.00
<b>TOTAL - EE</b>	<b>4,865,933</b>	<b>0.00</b>	<b>3,949,283</b>	<b>0.00</b>	<b>3,963,904</b>	<b>0.00</b>	<b>0</b>	<b>0.00</b>
PROGRAM DISTRIBUTIONS	102,998,254	0.00	133,385,561	0.00	140,941,978	0.00	0	0.00
<b>TOTAL - PD</b>	<b>102,998,254</b>	<b>0.00</b>	<b>133,385,561</b>	<b>0.00</b>	<b>140,941,978</b>	<b>0.00</b>	<b>0</b>	<b>0.00</b>
<b>GRAND TOTAL</b>	<b>\$108,599,173</b>	<b>13.37</b>	<b>\$138,290,260</b>	<b>16.56</b>	<b>\$146,024,399</b>	<b>20.04</b>	<b>\$0</b>	<b>0.00</b>
<b>GENERAL REVENUE</b>	<b>\$31,748,246</b>	<b>10.23</b>	<b>\$18,756,191</b>	<b>11.09</b>	<b>\$18,756,191</b>	<b>11.09</b>		<b>0.00</b>
<b>FEDERAL FUNDS</b>	<b>\$67,024,455</b>	<b>2.20</b>	<b>\$108,970,049</b>	<b>3.47</b>	<b>\$109,408,816</b>	<b>3.95</b>		<b>0.00</b>
<b>OTHER FUNDS</b>	<b>\$9,826,472</b>	<b>0.94</b>	<b>\$10,564,020</b>	<b>2.00</b>	<b>\$17,859,392</b>	<b>5.00</b>		<b>0.00</b>

9/20/22 19:27

im\_didetail

REPORT 10 - FY 2024 DEPARTMENT REQUEST

DECISION ITEM DETAIL

Budget Unit	FY 2022	FY 2022	FY 2023	FY 2023	FY 2024	FY 2024	*****	*****
Decision Item	ACTUAL	ACTUAL	BUDGET	BUDGET	DEPT REQ	DEPT REQ	SECURED	SECURED
Budget Object Class	DOLLAR	FTE	DOLLAR	FTE	DOLLAR	FTE	COLUMN	COLUMN
SUD NALOXONE SUPPLY								
CORE								
PROGRAM DISTRIBUTIONS	0	0.00	5,100,000	0.00	5,100,000	0.00	0	0.00
TOTAL - PD	0	0.00	5,100,000	0.00	5,100,000	0.00	0	0.00
GRAND TOTAL	\$0	0.00	\$5,100,000	0.00	\$5,100,000	0.00	\$0	0.00
GENERAL REVENUE								
	\$0	0.00	\$0	0.00	\$0	0.00		0.00
FEDERAL FUNDS								
	\$0	0.00	\$0	0.00	\$0	0.00		0.00
OTHER FUNDS								
	\$0	0.00	\$5,100,000	0.00	\$5,100,000	0.00		0.00

# REPORT 10 - FY 2024 DEPARTMENT REQUEST

# DECISION ITEM DETAIL

Budget Unit	FY 2022	FY 2022	FY 2023	FY 2023	FY 2024	FY 2024	*****	*****
Decision Item	ACTUAL	ACTUAL	BUDGET	BUDGET	DEPT REQ	DEPT REQ	SECURED	SECURED
Budget Object Class	DOLLAR	FTE	DOLLAR	FTE	DOLLAR	FTE	COLUMN	COLUMN
<b>YOUTH COMMUNITY PROGRAM</b>								
<b>CORE</b>								
DESIGNATED PRINCIPAL ASST DIV	0	0.00	10,610	0.30	0	0.00	0	0.00
MISCELLANEOUS PROFESSIONAL	2,708	0.05	0	0.00	0	0.00	0	0.00
MEDICAL ADMINISTRATOR	6,390	0.02	7,192	0.02	0	0.00	0	0.00
SPECIAL ASST OFFICIAL & ADMSTR	52,481	0.50	54,551	0.50	0	0.00	0	0.00
SPECIAL ASST PROFESSIONAL	5,097	0.10	0	0.00	0	0.00	0	0.00
PROGRAM COORDINATOR	143,916	1.95	161,595	2.52	0	0.00	0	0.00
PROGRAM MANAGER	0	0.00	21,022	0.65	0	0.00	0	0.00
SENIOR PSYCHOLOGIST	16,014	0.19	15,898	0.20	0	0.00	0	0.00
SENIOR ACCOUNTANT	0	0.00	10,755	0.36	0	0.00	0	0.00
ACCOUNTANT MANAGER	0	0.00	40,433	0.74	0	0.00	0	0.00
<b>TOTAL - PS</b>	<b>226,606</b>	<b>2.81</b>	<b>322,056</b>	<b>5.29</b>	<b>0</b>	<b>0.00</b>	<b>0</b>	<b>0.00</b>
TRAVEL, IN-STATE	581	0.00	10,128	0.00	0	0.00	0	0.00
TRAVEL, OUT-OF-STATE	0	0.00	1,800	0.00	0	0.00	0	0.00
SUPPLIES	102	0.00	3,400	0.00	0	0.00	0	0.00
PROFESSIONAL DEVELOPMENT	994	0.00	20,660	0.00	0	0.00	0	0.00
COMMUNICATION SERV & SUPP	2,090	0.00	4,620	0.00	0	0.00	0	0.00
PROFESSIONAL SERVICES	829,527	0.00	1,142,572	0.00	0	0.00	0	0.00
HOUSEKEEPING & JANITORIAL SERV	0	0.00	100	0.00	0	0.00	0	0.00
M&R SERVICES	0	0.00	750	0.00	0	0.00	0	0.00
OFFICE EQUIPMENT	329	0.00	600	0.00	0	0.00	0	0.00
OTHER EQUIPMENT	7,076	0.00	380	0.00	0	0.00	0	0.00
BUILDING LEASE PAYMENTS	0	0.00	1,145	0.00	0	0.00	0	0.00
EQUIPMENT RENTALS & LEASES	0	0.00	1,020	0.00	0	0.00	0	0.00
MISCELLANEOUS EXPENSES	0	0.00	1,170	0.00	0	0.00	0	0.00
REBILLABLE EXPENSES	0	0.00	100	0.00	0	0.00	0	0.00
<b>TOTAL - EE</b>	<b>840,699</b>	<b>0.00</b>	<b>1,188,445</b>	<b>0.00</b>	<b>0</b>	<b>0.00</b>	<b>0</b>	<b>0.00</b>

9/20/22 19:27

im\_didetail

REPORT 10 - FY 2024 DEPARTMENT REQUEST

DECISION ITEM DETAIL

Budget Unit	FY 2022	FY 2022	FY 2023	FY 2023	FY 2024	FY 2024	*****	*****
Decision Item	ACTUAL	ACTUAL	BUDGET	BUDGET	DEPT REQ	DEPT REQ	SECURED	SECURED
Budget Object Class	DOLLAR	FTE	DOLLAR	FTE	DOLLAR	FTE	COLUMN	COLUMN
YOUTH COMMUNITY PROGRAM								
CORE								
PROGRAM DISTRIBUTIONS	27,022,546	0.00	27,726,609	0.00	27,725,944	0.00	0	0.00
TOTAL - PD	27,022,546	0.00	27,726,609	0.00	27,725,944	0.00	0	0.00
GRAND TOTAL	\$28,089,851	2.81	\$29,237,110	5.29	\$27,725,944	0.00	\$0	0.00
GENERAL REVENUE	\$12,148,288	0.71	\$7,118,060	2.09	\$6,935,433	0.00		0.00
FEDERAL FUNDS	\$14,758,026	2.10	\$20,112,171	3.20	\$18,783,632	0.00		0.00
OTHER FUNDS	\$1,183,537	0.00	\$2,006,879	0.00	\$2,006,879	0.00		0.00



REPORT 10 - FY 2024 DEPARTMENT REQUEST

DECISION ITEM DETAIL

Budget Unit	FY 2022	FY 2022	FY 2023	FY 2023	FY 2024	FY 2024	*****	*****
Decision Item	ACTUAL	ACTUAL	BUDGET	BUDGET	DEPT REQ	DEPT REQ	SECURED	SECURED
Budget Object Class	DOLLAR	FTE	DOLLAR	FTE	DOLLAR	FTE	COLUMN	COLUMN
988 COOPERATIVE GRANT								
CORE								
OTHER	0	0.00	0	0.00	21,220	0.00	0	0.00
TOTAL - PS	0	0.00	0	0.00	21,220	0.00	0	0.00
PROGRAM DISTRIBUTIONS	0	0.00	0	0.00	932,092	0.00	0	0.00
TOTAL - PD	0	0.00	0	0.00	932,092	0.00	0	0.00
GRAND TOTAL	\$0	0.00	\$0	0.00	\$953,312	0.00	\$0	0.00
GENERAL REVENUE	\$0	0.00	\$0	0.00	\$0	0.00		0.00
FEDERAL FUNDS	\$0	0.00	\$0	0.00	\$953,312	0.00		0.00
OTHER FUNDS	\$0	0.00	\$0	0.00	\$0	0.00		0.00

REPORT 10 - FY 2024 DEPARTMENT REQUEST

DECISION ITEM DETAIL

Budget Unit	FY 2022	FY 2022	FY 2023	FY 2023	FY 2024	FY 2024	*****	*****
Decision Item	ACTUAL	ACTUAL	BUDGET	BUDGET	DEPT REQ	DEPT REQ	SECURED	SECURED
Budget Object Class	DOLLAR	FTE	DOLLAR	FTE	DOLLAR	FTE	COLUMN	COLUMN
FQHC MENTAL HEALTH SERVICES								
CORE								
PROGRAM DISTRIBUTIONS	650,077	0.00	550,000	0.00	550,000	0.00	0	0.00
TOTAL - PD	650,077	0.00	550,000	0.00	550,000	0.00	0	0.00
GRAND TOTAL	\$650,077	0.00	\$550,000	0.00	\$550,000	0.00	\$0	0.00
GENERAL REVENUE	\$97,000	0.00	\$550,000	0.00	\$550,000	0.00		0.00
FEDERAL FUNDS	\$553,077	0.00	\$0	0.00	\$0	0.00		0.00
OTHER FUNDS	\$0	0.00	\$0	0.00	\$0	0.00		0.00

REPORT 10 - FY 2024 DEPARTMENT REQUEST

DECISION ITEM DETAIL

Budget Unit	FY 2022	FY 2022	FY 2023	FY 2023	FY 2024	FY 2024	*****	*****
Decision Item	ACTUAL	ACTUAL	BUDGET	BUDGET	DEPT REQ	DEPT REQ	SECURED	SECURED
Budget Object Class	DOLLAR	FTE	DOLLAR	FTE	DOLLAR	FTE	COLUMN	COLUMN
UNIVERSITY HEALTH								
CORE								
PROGRAM DISTRIBUTIONS	0	0.00	5,000,000	0.00	0	0.00	0	0.00
TOTAL - PD	0	0.00	5,000,000	0.00	0	0.00	0	0.00
GRAND TOTAL	\$0	0.00	\$5,000,000	0.00	\$0	0.00	\$0	0.00
GENERAL REVENUE	\$0	0.00	\$0	0.00	\$0	0.00		0.00
FEDERAL FUNDS	\$0	0.00	\$5,000,000	0.00	\$0	0.00		0.00
OTHER FUNDS	\$0	0.00	\$0	0.00	\$0	0.00		0.00

REPORT 10 - FY 2024 DEPARTMENT REQUEST

DECISION ITEM DETAIL

Budget Unit	FY 2022	FY 2022	FY 2023	FY 2023	FY 2024	FY 2024	*****	*****
Decision Item	ACTUAL	ACTUAL	BUDGET	BUDGET	DEPT REQ	DEPT REQ	SECURED	SECURED
Budget Object Class	DOLLAR	FTE	DOLLAR	FTE	DOLLAR	FTE	COLUMN	COLUMN
COMPULSIVE GAMBLING FUND								
CORE								
PROGRAM DISTRIBUTIONS	81,372	0.00	153,606	0.00	0	0.00	0	0.00
TOTAL - PD	81,372	0.00	153,606	0.00	0	0.00	0	0.00
GRAND TOTAL	\$81,372	0.00	\$153,606	0.00	\$0	0.00	\$0	0.00
GENERAL REVENUE	\$0	0.00	\$0	0.00	\$0	0.00		0.00
FEDERAL FUNDS	\$0	0.00	\$0	0.00	\$0	0.00		0.00
OTHER FUNDS	\$81,372	0.00	\$153,606	0.00	\$0	0.00		0.00

## PROGRAM DESCRIPTION

<b>Department:</b> <u>Mental Health</u>	<b>HB Section(s):</b> <u>10.110</u>
<b>Program Name:</b> <u>Division of Behavioral Health Community Treatment</u>	
<b>Program is found in the following core budget(s):</b> <u>DBH Community Treatment</u>	
<p><b>1a. What strategic priority does this program address?</b></p> <p>Advance supports for recovery from mental health and substance use conditions; strengthen, integrate and increase access to community and crisis services; and decrease premature deaths associated with co-morbid conditions, opioids and other substances, suicide, and other mental health or substance use conditions. Improve overall well-being.</p> <p><b>1b. What does this program do?</b></p> <p>Programs that address substance use disorders and mental illness are administered locally by the Division of Behavioral Health (DBH) contracted treatment and recovery support providers. These community programs focus on a range of issues, including symptom reduction/management, co-morbid health conditions (healthcare homes), criminal justice involvement, diversion from inappropriate settings, and employment supports. Unstable housing is one of the biggest barriers to recovering from a mental illness and/or substance use disorders. A variety of supported housing initiatives serve to offer the least intensive environment to individuals who are at various points in the management of their chronic conditions.</p> <p>Community Psychiatric Rehabilitation (CPR) agencies serve youth with serious emotional disturbance (SED) and adults with serious mental illnesses (SMI) who often have comorbid behavioral and medical conditions, prioritizing individuals who are referred via the following scenarios: discharged from state hospitals, committed by courts in forensic status, under Probation and Parole supervision, that are Medicaid eligible, and/or in crisis. CPR programs provide comprehensive treatment including residential and community-based support systems, delivering evidence-based, cost-effective behavioral health rehabilitative services.</p> <p>Adult and youth Comprehensive Substance Treatment and Rehabilitation (CSTAR) programs are designed to provide an array of comprehensive, individualized treatment services with the aim of reducing the negative impacts of substance use disorders (SUD) to individuals, family members, and the community. CSTAR services increase individuals' abilities to successfully manage chronic SUDs, and features care that varies in duration and intensity. Priority populations include pregnant women, people who inject drugs, those with Medicaid, and other high risk populations identified through collaborations with stakeholders. Recovery Support services can complement SUD treatment programs by expanding access to an array of supportive services that include employment assistance and housing. Recovery supports are often provided by faith-based community organizations.</p>	

## PROGRAM DESCRIPTION

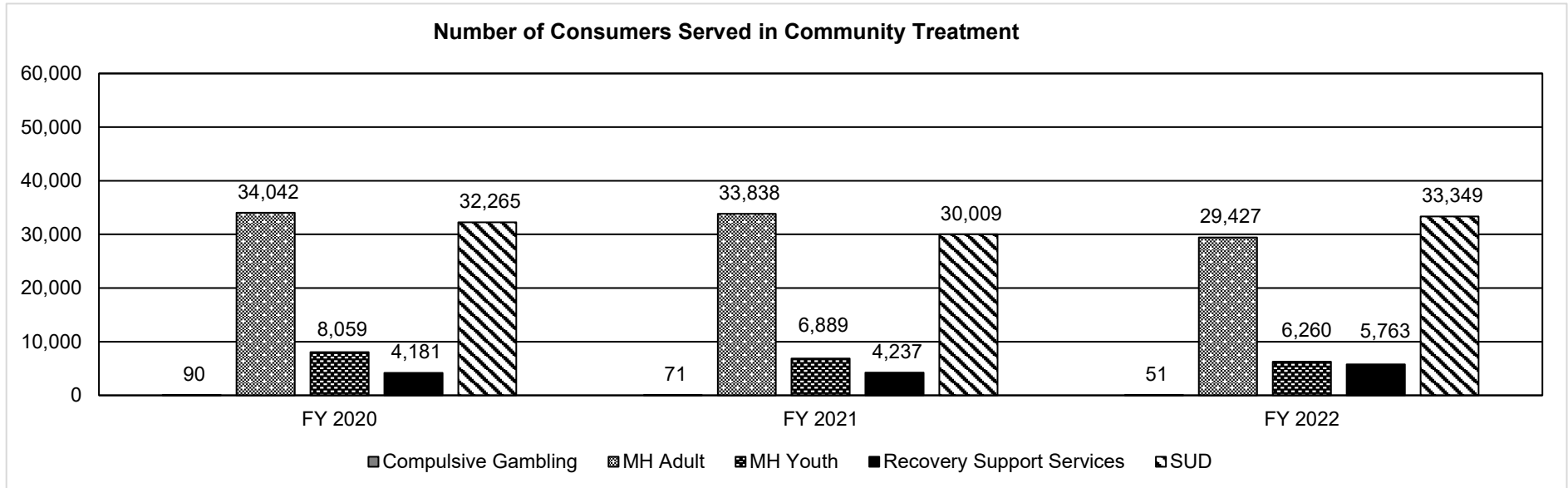
<b>Department:</b> Mental Health	<b>HB Section(s):</b> 10.110
<b>Program Name:</b> Division of Behavioral Health Community Treatment	
<b>Program is found in the following core budget(s):</b> DBH Community Treatment	
<b>1b. What does this program do? (continued)</b> <p>As part of the federal response to the opioid crisis that has destroyed whole communities and resulted in the deaths of hundreds of thousands of Americans, federal grants have been awarded to states since 2017. New to the 2020 funding was the opportunity to serve individuals with stimulant use disorder. State Opioid Response (SOR) funds are utilized to increase public awareness; enhance physician knowledge of Opioid Use Disorder (OUD); increase the number of providers able to treat the disorder; expand treatment for OUDs in publicly funded primary care centers; train emergency responders and other citizens in the use of naloxone for overdose reversal; promote the use of peer supports in recovery; make emergency housing available; and support four recovery community centers to provide assistance to those seeking recovery.</p> <p>Crisis services should encompass a full continuum and are imbedded throughout community treatment programming. This continuum includes Emergency Room Enhancement (ERE), Community Behavioral Health Liaison (CBHL)/Youth Behavioral Health Liaison (YBHL) programs, Crisis Intervention Team (CIT) program, Behavioral Health Crisis Centers (BHCCs), the 988 initiative, mobile crisis response, and Engaging Patients in Care Coordination (EPICC) program. These programs are designed to:</p> <ul style="list-style-type: none"><li>• prevent high utilization of or repeated emergency department use,</li><li>• form better community partnerships between DBH contracted providers, law enforcement, jails, and courts,</li><li>• promote effective interactions between local law enforcement/first responders and individuals in crisis,</li><li>• provide short-term centers that triage, assess, and provide immediate care to individuals experiencing a mental health or substance use disorder crisis, and</li><li>• encourage clients' engagement with community treatment providers through intensive outreach.</li></ul>	

## PROGRAM DESCRIPTION

**Department:** Mental Health  
**Program Name:** Division of Behavioral Health Community Treatment  
**Program is found in the following core budget(s):** DBH Community Treatment

**HB Section(s):** 10.110

2a. Provide an activity measure(s) for the program.



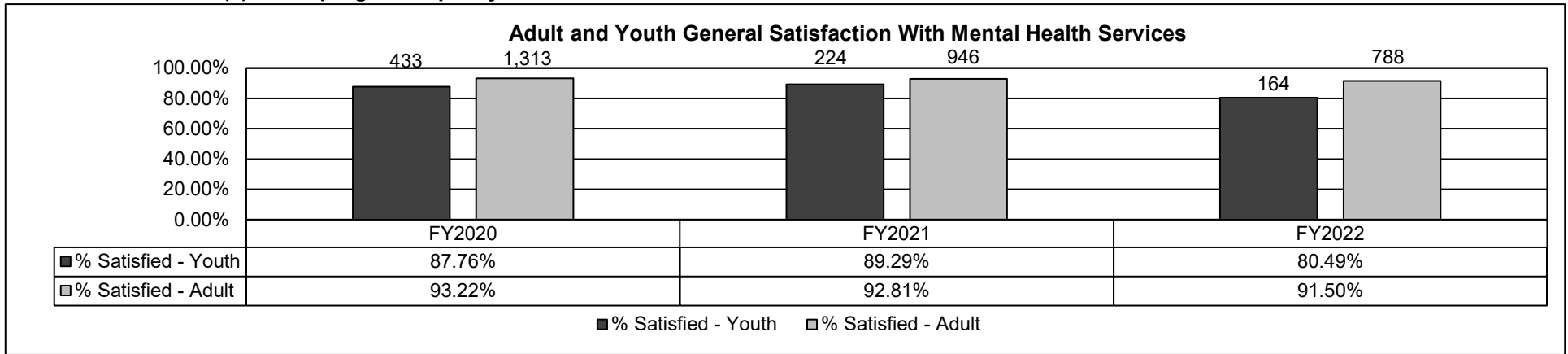
**Note:** Data shows the number of consumers served in each fiscal year in DBH fee-for-service funded services. Consumers can be served via fee-for-service and Certified Community Behavioral Health Organization (CCBHO) visits within the same time period. Data excludes the Medicaid expansion population and other programs that are paid by fund sources outside of the Department of Mental Health (DMH) budget.

## PROGRAM DESCRIPTION

**Department:** Mental Health  
**Program Name:** Division of Behavioral Health Community Treatment  
**Program is found in the following core budget(s):** DBH Community Treatment

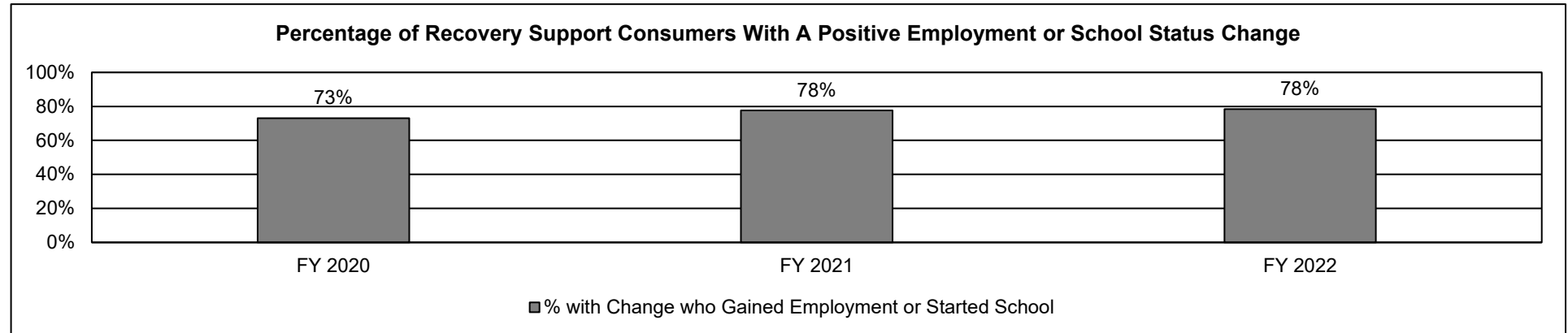
**HB Section(s):** 10.110

### 2b. Provide a measure(s) of the program's quality.



**Note:** The columns in the chart above show the percentage of youth and adults who are generally satisfied with Mental Health (MH) services that were served by non-CCBHO providers. The number of surveys included in each category is shown within each column.

### 2c. Provide a measure(s) of the program's impact.



**Note:** About three in every four consumers who experienced a change in employment or education status moved in a positive direction.

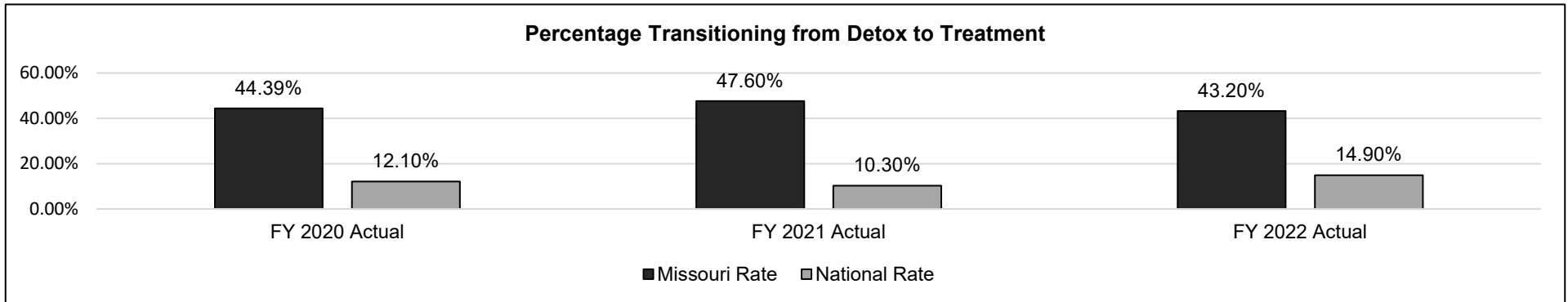


## PROGRAM DESCRIPTION

**Department:** Mental Health  
**Program Name:** Division of Behavioral Health Community Treatment  
**Program is found in the following core budget(s):** DBH Community Treatment

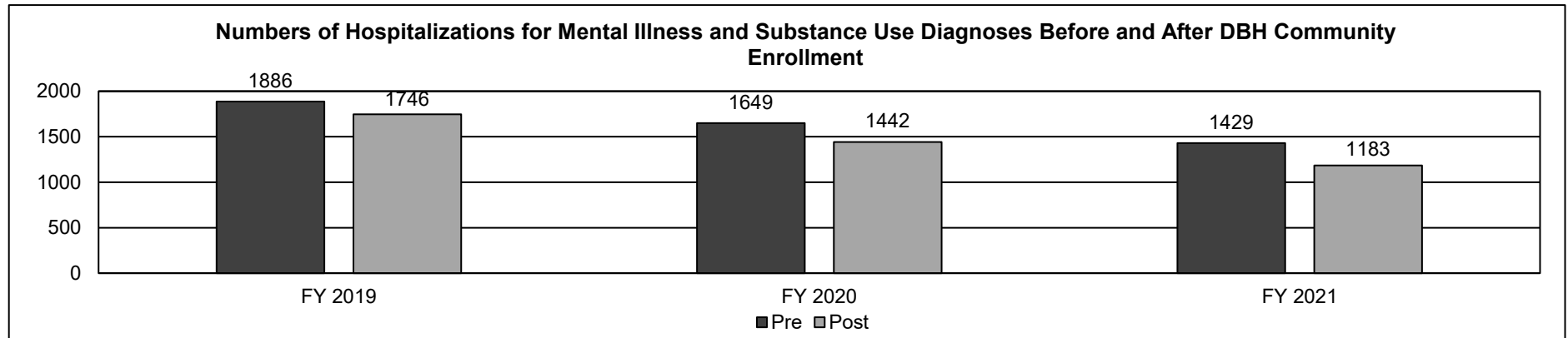
**HB Section(s):** 10.110

### 2c. Provide a measure(s) of the program's impact (continued).



**Note:** The Missouri rate at which consumers transition directly from detoxification services to treatment is three to four times higher than the national overall rate.

### 2d. Provide a measure(s) of the program's efficiency.



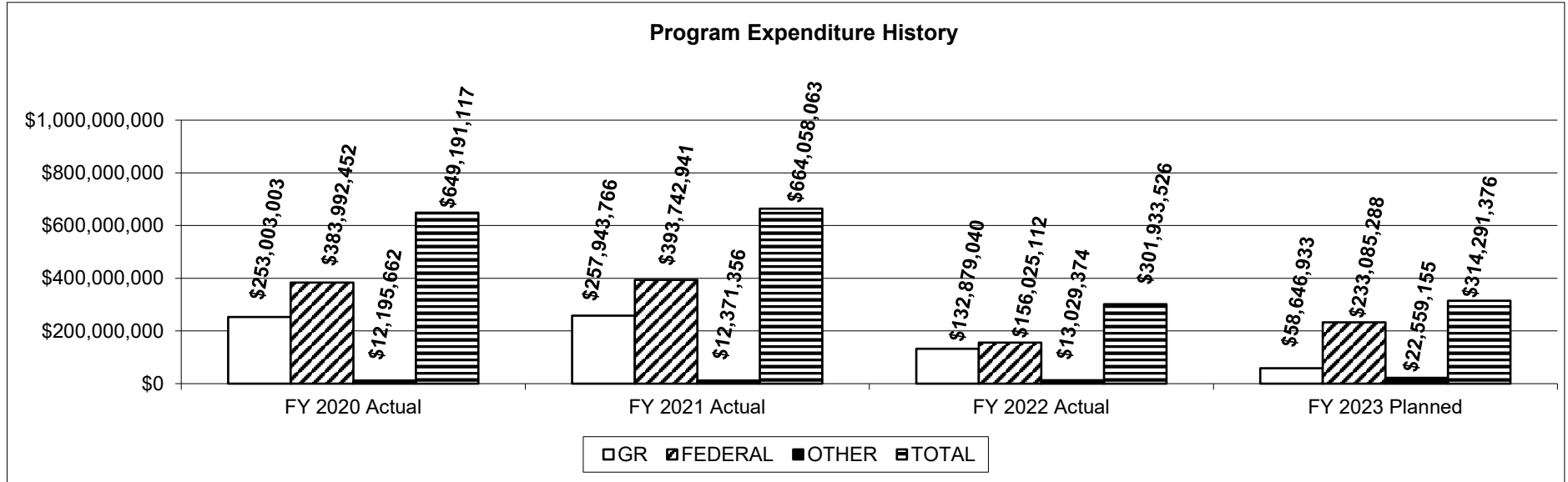
**Significance:** Community treatment results in fewer hospital stays for mental illness and SUD diagnoses.

**Note:** Included admissions are during each FY, and they exclude admissions for consumers who had DBH services within prior 6 months. FY 2022 information is not yet available.

## PROGRAM DESCRIPTION

Department:	Mental Health	HB Section(s):	<u>10.110</u>
Program Name:	Division of Behavioral Health Community Treatment		
Program is found in the following core budget(s): DBH Community Treatment			

3. Provide actual expenditures for the prior three fiscal years and planned expenditures for the current fiscal year. (Note: Amounts do not include fringe benefit costs.)



**Note:** FY 21: Funding for Certified Community Behavioral Health Organizations (CCBHO) was moved into newly created house bill sections. FY23: Additional funding for CCBHO was moved to new house bill section, along with a core reduction due to Medicaid Expansion. In FY 2024, house bill sections previously referred to as Alcohol and Drug Abuse (ADA) Treatment, Compulsive Gambling, Adult Community Programs (ACP), Youth Community Programs (YCP), Civil Detention Legal Fees, and a portion of Comprehensive Psychiatric Services (CPS) Medications are combined to become DBH Community Treatment.

## PROGRAM DESCRIPTION

<b>Department:</b> <u>Mental Health</u>	<b>HB Section(s):</b> <u>10.110</u>
<b>Program Name:</b> <u>Division of Behavioral Health Community Treatment</u>	
<b>Program is found in the following core budget(s):</b> <u>DBH Community Treatment</u>	
<p><b>4. What are the sources of the "Other " funds?</b>  Other includes Compulsive Gamblers Fund (CGF) (0249), Health Initiatives Fund (HIF) (0275), Mental Health Local Tax Match Fund (MHLTMF) (0930), Inmate Revolving Fund (IRF) (0540), Opioid Treatment and Recovery Fund (OTRF) (0705), and Mental Health Interagency Payment Fund (MHIPF) (0109).</p> <p><b>5. What is the authorization for this program, i.e., federal or state statute, etc.? (Include the federal program number, if applicable.)</b>  Sections 631.010, 191.831, 632.010.1, 632.010.2(1), 632.050, 632.055, and 630.405 - 630.460 RSMo.</p> <p><b>6. Are there federal matching requirements? If yes, please explain.</b>  Yes. The federal Substance Use Prevention and Treatment Block Grant and the Community Mental Health Services Block Grant requires that the state maintain an aggregate level of general revenue spending for substance use disorders that is greater than or equal to the average of the past two years. (This is called the "Maintenance of Effort," or MOE, requirement.)</p> <p><b>7. Is this a federally mandated program? If yes, please explain.</b>  Yes. The federal Substance Abuse Prevention and Treatment Block Grant requires provision of specialized programs for women and children. Also, the Americans with Disability Act (Supreme Court Ruling in Olmstead vs. LC, 1999) requires states to identify institutional residents who could live in integrated community settings.</p>	

## PROGRAM DESCRIPTION

<b>Department:</b> <u>Mental Health</u>	<b>HB Section(s):</b> <u>10.110</u>
<b>Program Name:</b> <u>Substance Awareness Traffic Offender Program (SATOP)</u>	
<b>Program is found in the following core budget(s):</b> <u>DBH Community Treatment</u>	
<p><b>1a. What strategic priority does this program address?</b></p> <p>To reduce injuries and fatalities associated with substance impaired driving through effective evidence based interventions designed for personal change and substance use recovery.</p> <p><b>1b. What does this program do?</b></p> <p>The Substance Awareness Traffic Offender Program (SATOP) is a statewide system of comprehensive, accessible, community-based education and treatment programs designed for individuals who have pled guilty or were found guilty of an impaired driving offense with administrative action. SATOP is also required for offenses for individuals under the age of 21, charged with Minor in Possession, Abuse and Lose, and Zero Tolerance offenses. The goal of the program is to eliminate future incidents of substance impaired driving through screening/assessment, proper program placement, and providing early intervention education and recovery-based individualized treatment services.</p> <p>Completion of a SATOP is a statutory condition of license reinstatement. The program incorporates a comprehensive assessment to determine program placement into any of the four levels of education and/or treatment interventions. The placement of an offender is determined by several factors which include the individual's history of drug and alcohol use, Blood Alcohol Content (BAC) at the time of arrest, and their arrest and treatment history.</p> <p>The Offender Education Program (OEP) is a 10-hour education course designed specifically for first-time offenders who are considered to have a low risk of recidivism and a low need for clinical treatment services. The Adolescent Diversion Education Program (ADEP) is the education counterpart for individuals under age 18. The Weekend Intervention Program (WIP) is comprised of 20 hours of education during a 48-hour weekend of structured activities. The Clinical Intervention Program (CIP) is a 50-hour outpatient treatment program designed for repeat Driving While Intoxicated (DWI) offenders considered to be at high risk for re-offending. The Serious and Repeat Offender Program (SROP) requires at least 75 hours of substance use disorder treatment services, provided in no less than 90 days, for serious and/or repeat DWI offenders. A serious offender is one who has a BAC percent of 0.15 or greater at the time of arrest and meets criteria for a substance use disorder. A repeat offender is one who has been arrested on two or more separate occasions for operating a motor vehicle while under the influence of alcohol or drugs, having resulted in administrative action by the Department of Revenue.</p>	

## PROGRAM DESCRIPTION

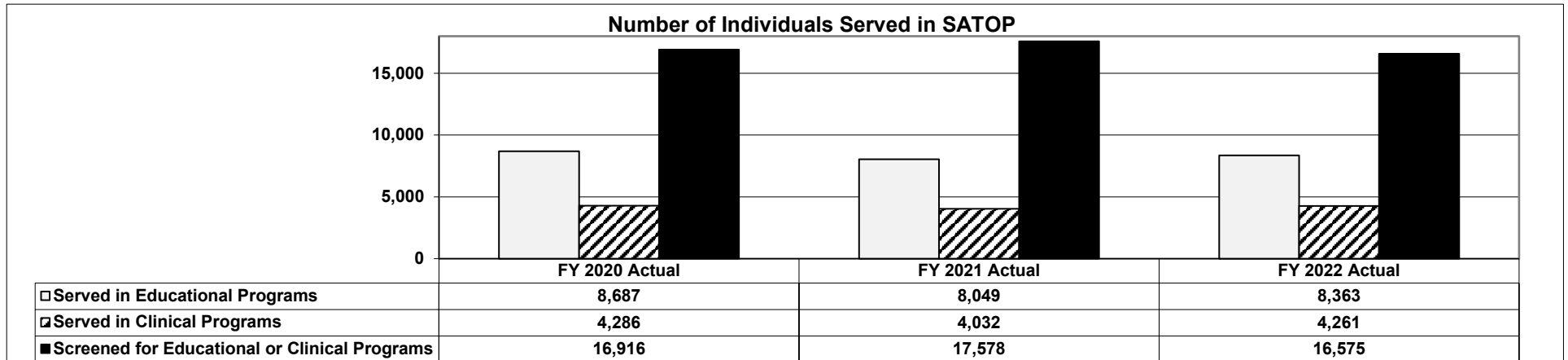
Department: **Mental Health**

HB Section(s): **10.110**

Program Name: **Substance Awareness Traffic Offender Program (SATOP)**

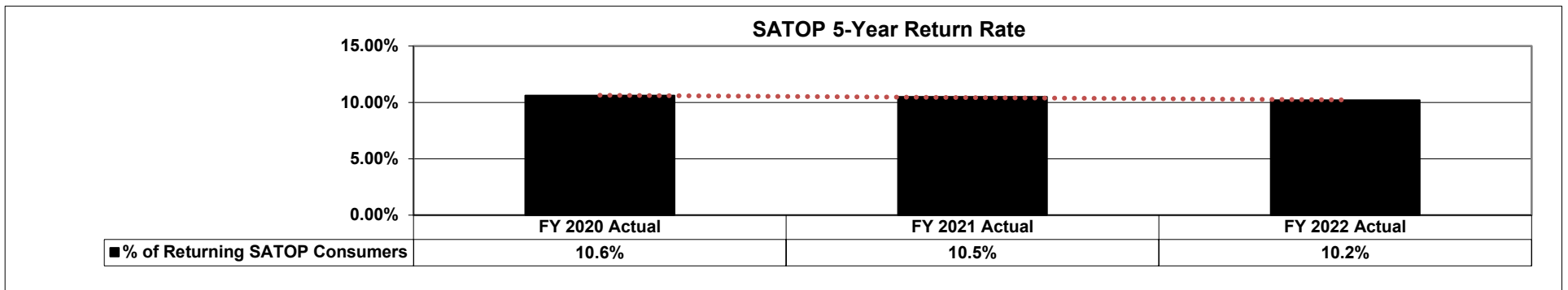
Program is found in the following core budget(s): **DBH Community Treatment**

2a. Provide an activity measure(s) for the program.



**Note:** Number of individuals served depends on the number of DWI arrests.

2b. Provide a measure(s) of the program's quality.



**Note:** Five years after SATOP graduation, the majority of SATOP participants have not re-offended.

*Target: To stay at or below the National Highway Traffic Safety Administration (2014) DWI Recidivism in the United States of 25%.*

## PROGRAM DESCRIPTION

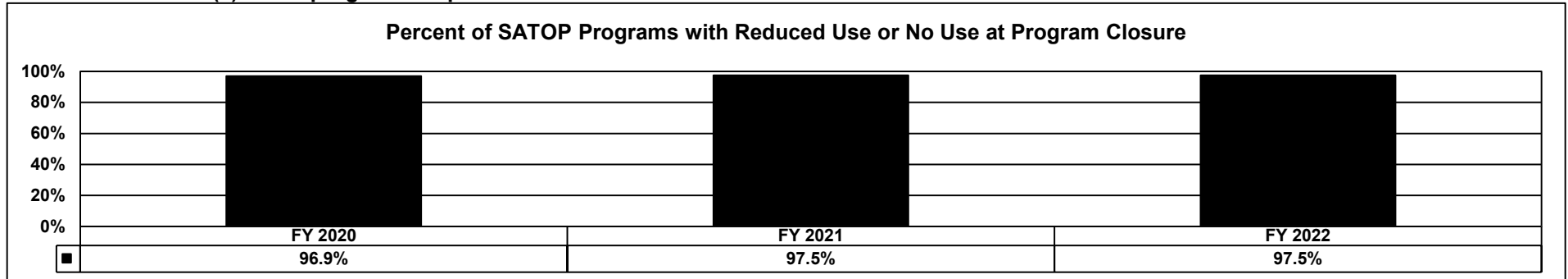
**Department:** Mental Health

**HB Section(s):** 10.110

**Program Name:** Substance Awareness Traffic Offender Program (SATOP)

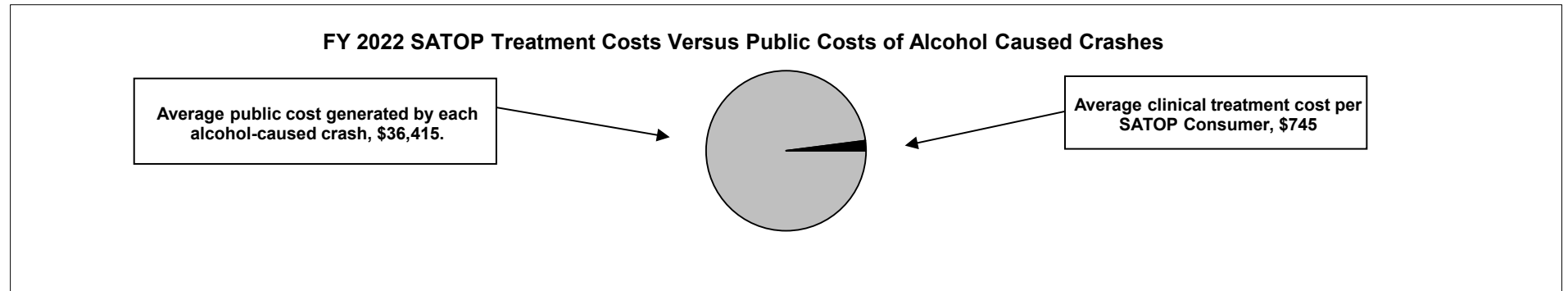
**Program is found in the following core budget(s):** DBH Community Treatment

**2c. Provide a measure(s) of the program's impact.**



**Note:** These data are using matched pairs and track the change in usage pattern over time for individuals involved in SATOP treatment.

**2d. Provide a measure(s) of the program's efficiency.**



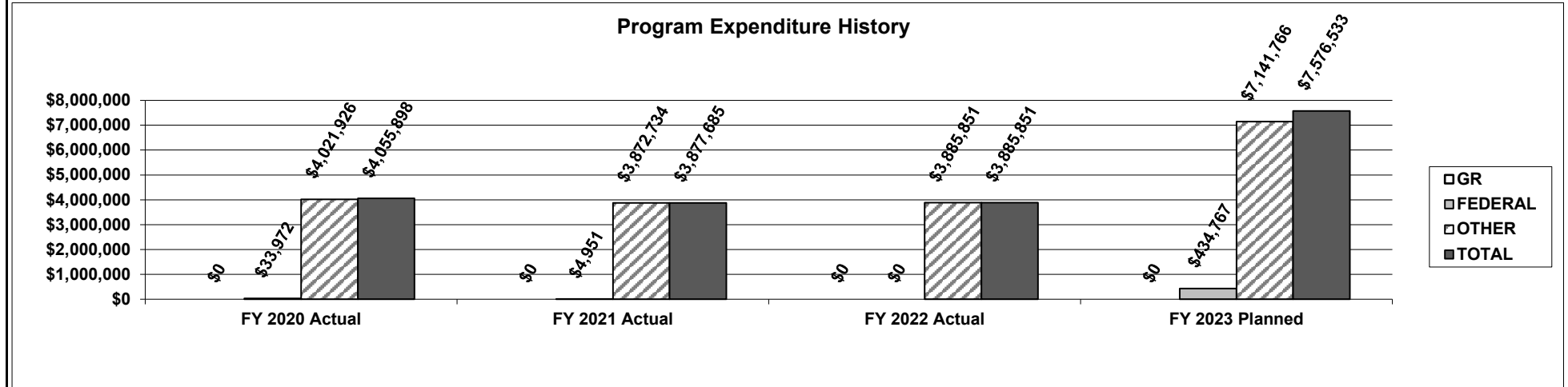
**Note:** In 2010, vehicle crashes in which alcohol was the cause accounted for 18 percent of the total cost of motor vehicle crashes. Missouri's estimated economic cost of motor vehicle crashes in 2010 was \$5.560 billion.

**Source:** (Blincoe, L. J., Miller, T. R., Zaloshnja, E., & Lawrence, B. A. (2015, May). *The economic and societal impact of motor vehicle crashes, 2010. (Revised) (Report No. DOT HS 812 013)*. Washington, DC: National Highway Traffic Safety Administration.)

## PROGRAM DESCRIPTION

**Department:** Mental Health **HB Section(s):** 10.110  
**Program Name:** Substance Awareness Traffic Offender Program (SATOP)  
**Program is found in the following core budget(s):** DBH Community Treatment

3. Provide actual expenditures for the prior three fiscal years and planned expenditures for the current fiscal year. *(Note: Amounts do not include fringe benefit costs.)*



**Note:** The FY 2023 planned expenditures will provide services for SATOP offenses with the fees collected from the offenders. As a result, this program is primarily self funded. For FY 2024, the house bill section previously referred to as SATOP is combined into the Division of Behavioral Health (DBH) Community Treatment house bill section.

**4. What are the sources of the "Other " funds?**

Other includes Health Initiatives Fund (HIF) (0275) and Mental Health Earnings Fund (MHEF) (0288).

**5. What is the authorization for this program, i.e., federal or state statute, etc.? (Include the federal program number, if applicable.)**

Sections 302.010, 302.304, 302.540, 302.580, 577.001, 577.041, and 631.010, RSMo.

**6. Are there federal matching requirements? If yes, please explain.**

No.

**7. Is this a federally mandated program? If yes, please explain.**

No. By Missouri law, SATOP is required for driver's license reinstatement.

## PROGRAM DESCRIPTION

<b>Department:</b> Mental Health	<b>HB Section(s):</b> 10.110
<b>Program Name:</b> Forensic Support Services	
<b>Program is found in the following core budget(s):</b> DBH Community Treatment	
<p><b>1a. What strategic priority does this program address?</b></p> <p>Foster ongoing recovery and self-sufficiency through treatment, habilitation, and integration of community services for Missourians with mental illness and developmental disabilities in state-operated programs.</p> <p><b>1b. What does this program do?</b></p> <p>The Department of Mental Health (DMH) is statutorily mandated to monitor forensic clients acquitted as not guilty by reason of mental disease or defect (formerly known as "Not Guilty by Reason of Insanity" or "NGRI") who are granted a conditional release to the community by the court and those committed as sexually violent predators. Monitoring is a public safety function that is provided by Forensic Case Monitors under the direction of the Director of Forensic Services and the facility Forensic Review Committee. There are 13 Forensic Case Monitors located across the state who oversee 415 clients on court-ordered conditional release statewide.</p> <p>Forensic Case Monitors review the case of each client on conditional release at least monthly, to determine compliance with court-ordered conditions of release and to ensure that forensic clients are receiving treatment consistent with their needs and the goal of public safety. If the Forensic Case Monitor determines the client has violated court-ordered conditions or needs inpatient psychiatric treatment, the client may be voluntarily admitted back to the state facility or the Director of Forensic Services may issue an order returning the client to inpatient treatment and initiate proceedings to revoke the conditional release. The Forensic Case Monitors must also testify at court proceedings and revocation hearings and must educate community providers about forensic and public safety issues.</p> <p>DMH, upon order of the Circuit Court, provides pretrial evaluations on issues of competency to stand trial and criminal responsibility. DMH requires that evaluations be completed by Certified Forensic Examiners who must hold doctorate degrees in medicine, osteopathy or psychology and who must complete required supervision and training.</p>	



## PROGRAM DESCRIPTION


Department: Mental Health

HB Section(s): 10.110

Program Name: Forensic Support Services

Program is found in the following core budget(s): DBH Community Treatment

2a. Provide an activity measure(s) for the program.



**Note:** Forensic clients represented in this graph are only those clients who were committed to the Department as Not Guilty by Reason of Mental Disease or Defect (NGRI). FY 2022 data is not yet available.

*Significance: The Division is successfully monitoring NGRI clients in the community versus a hospital setting.*

2b. Provide a measure(s) of the program's quality.

Not applicable.

2c. Provide a measure(s) of the program's impact.

Number of NGRI clients on conditional release	
June 30, 2018	416
June 30, 2019	418
June 30, 2020	420
June 30, 2021	402
Data for June 30, 2022 is not yet available.	

NGRI clients remaining on conditional release on the following calendar year		
	Clients	%
June 30, 2018	389	91.3%
June 30, 2019	387	92.1%
June 30, 2020	386	92.3%
June 30, 2021	386	91.9%
Data for June 30, 2022 is not yet available.		

*Significance: This demonstrates the success of the conditional release system within DMH. Clients are effectively transitioning from an inpatient setting to the community due to several factors: 1) Support and continuing treatment from the community mental health centers, and 2) Supervision and ongoing oversight by the Forensic Case Monitors and Forensic Review Committees.*

*Target: To stay at or above 90%*

## PROGRAM DESCRIPTION

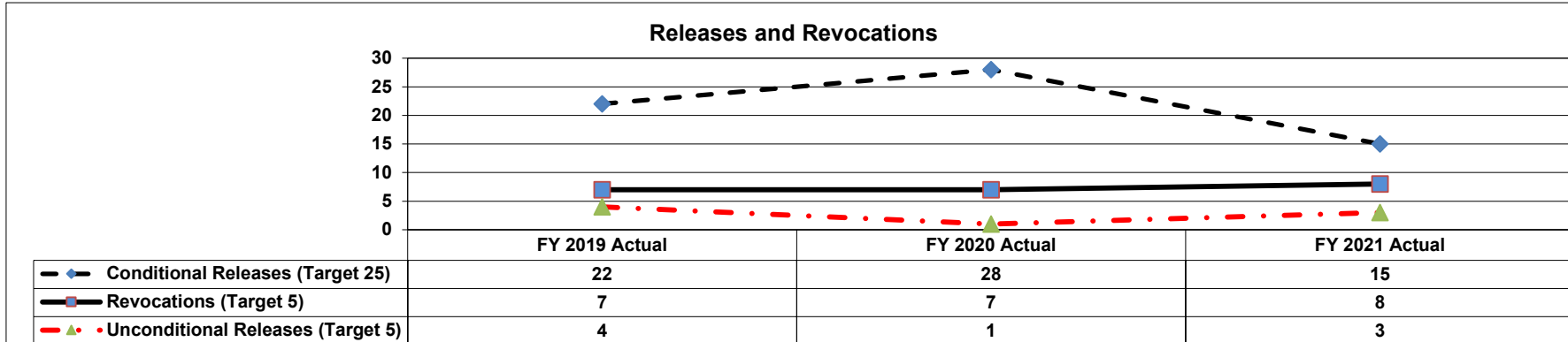
Department: Mental Health

HB Section(s): 10.110


Program Name: Forensic Support Services

Program is found in the following core budget(s): DBH Community Treatment

2d. Provide a measure(s) of the program's efficiency.



FY 2022 data is not yet available.



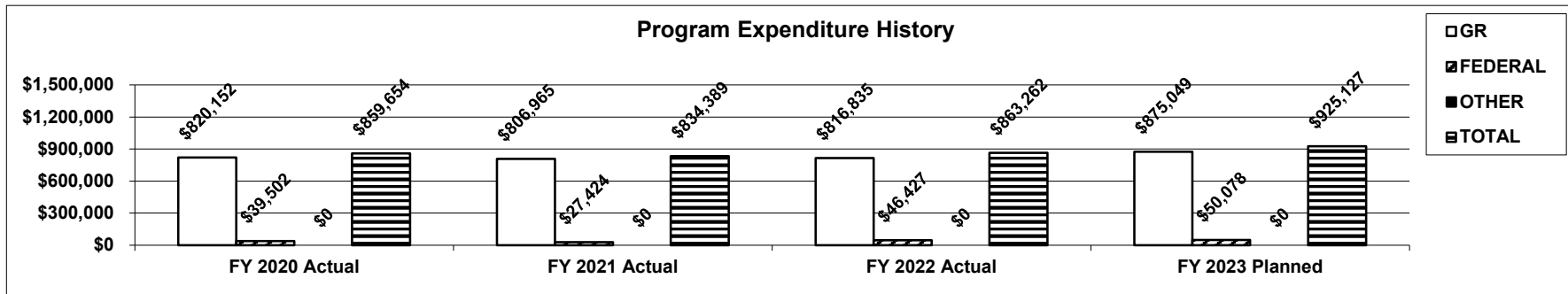
**Note:** No target available since it's based on court referrals.

## PROGRAM DESCRIPTION

Department: Mental Health  
 Program Name: Forensic Support Services  
 Program is found in the following core budget(s): DBH Community Treatment

HB Section(s): 10.110

3. Provide actual expenditures for the prior three fiscal years and planned expenditures for the current fiscal year. (Note: Amounts do not include fringe benefit costs.)



**Note:** For FY2024, the house bill section previously referred to as Forensic Support Services is combined into the Division of Behavioral Health (DBH) Community Treatment house bill section.

4. What are the sources of the "Other " funds?

None.

5. What is the authorization for this program, i.e., federal or state statute, etc.? (Include the federal program number, if applicable.)

Chapter 552, RSMo.

6. Are there federal matching requirements? If yes, please explain.

The federal Community Mental Health Services Block Grant requires that the state maintain an aggregate level of general revenue spending for mental health services

7. Is this a federally mandated program? If yes, please explain.

No.

NEW DECISION ITEM									
RANK: 5					OF 20				
Department: Mental Health					Budget Unit: 69209C & 69213C				
Division: Behavioral Health									
DI Name: 988 Crisis Response GR Pickup					DI# 1650004				
					HB Section: 10.110 & 10.115				
1. AMOUNT OF REQUEST									
FY 2024 Budget Request					FY 2024 Governor's Recommendation				
	GR	Federal	Other	Total		GR	Federal	Other	Total
PS	0	0	0	0	PS	0	0	0	0
EE	15,407,462	0	0	15,407,462	EE	0	0	0	0
PSD	8,907,323	2,683,112	0	11,590,435	PSD	0	0	0	0
TRF	0	0	0	0	TRF	0	0	0	0
Total	24,314,785	2,683,112	0	26,997,897	Total	0	0	0	0
FTE	0.00	0.00	0.00	0.00	FTE	0.00	0.00	0.00	0.00
Est. Fringe	0	0	0	0	Est. Fringe	0	0	0	0
Note: Fringes budgeted in House Bill 5 except for certain fringes budgeted directly to MoDOT, Highway Patrol, and Conservation.					Note: Fringes budgeted in House Bill 5 except for certain fringes budgeted directly to MoDOT, Highway Patrol, and Conservation.				
Other Funds: None					Other Funds:				
Non-Counts: None					Non-Counts:				
2. THIS REQUEST CAN BE CATEGORIZED AS:									
New Legislation			New Program			Fund Switch			
Federal Mandate			Program Expansion			X Cost to Continue			
X GR Pick-Up			Space Request			Equipment Replacement			
Pay Plan			Other:						
3. WHY IS THIS FUNDING NEEDED? PROVIDE AN EXPLANATION FOR ITEMS CHECKED IN #2. INCLUDE THE FEDERAL OR STATE STATUTORY OR CONSTITUTIONAL AUTHORIZATION FOR THIS PROGRAM.									
#3 - Public Law No: 116-172, "The National Suicide Hotline Designation Act of 2020" was signed into federal law in October 2020. The Act required the Federal Communications Commission (FCC) to designate 988 as the universal telephone number for a national suicide prevention and mental health crisis hotline that took effect July 2022. Beyond allowing states to levy a fee on mobile and IP enabled services, the Act does not provide funding to address the large increase in call volume and demand for crisis services that is anticipated. A national growth call demand model projects that 988 will serve 6-12 million contacts during the first year, growing to up to 40 million contacts annually. Of this, Missouri is expected to receive more than 258,000 contacts the first year of 988 implementation, increasing up to 500,000 contacts in year five.									

NEW DECISION ITEM				
RANK: 5		OF 20		
Department: Mental Health		Budget Unit: 69209C & 69213C		
Division: Behavioral Health				
DI Name: 988 Crisis Response GR Pickup		DI# 1650004	HB Section: 10.110 & 10.115	
3. WHY IS THIS FUNDING NEEDED? (Continued)				
<p>In FY23, the Missouri Division of Behavioral Health (DBH) received one-time funds from the Federal Budget Stabilization Fund to begin implementation of Missouri's 988 Crisis Response efforts. DBH and Missouri's 988 Task Force continues to create a robust crisis care continuum, utilizing the Federal Guidelines for Behavioral Health Crisis Care by the Substance Abuse and Mental Health Services (SAMHSA) to ensure that every Missourian experiencing a crisis has access to the care they need. According to the guidelines, there are three core structural elements a crisis system must include: regional crisis call centers, crisis mobile team response, and crisis receiving/stabilization facilities. This request covers the first two core elements.</p> <p>Regional 988 Crisis Contact Centers - Over the past several years, DBH has provided support to Access Crisis Intervention (ACI) providers to assist them in becoming National Suicide Prevention Lifeline (NSPL) members, which are certified to answer 988 calls moving forward. Thus, Missouri's NSPL membership expanded to six call centers and one text and chat center. This funding will continue to provide centers the capacity to ensure 24/7 statewide coverage for all 988 contacts.</p> <p>Mobile Crisis Response - According to national projections and lifeline center data, approximately 90% of 988 crisis calls will be resolved over the phone. The other 10% of contacts will need additional follow-up/mobile crisis team response. With this funding, Missouri will fund 65 mobile crisis response teams with gps tracking that will respond to the individual, where they are in crisis in the community. Community-based mobile crisis is needed to help individuals experience relief quickly and to resolve the crisis while avoiding unnecessary law enforcement involvement, emergency room department use and hospitalization. Community-based mobile crisis response teams use face-to-face professional and peer intervention deployed in real time to the location of the person in crisis in order to achieve the best outcomes for each individual. A survey of mobile crisis response teams shows that approximately 70% of engagements result in community stabilization. The remaining 30% should be connected to facility-based care to crisis receiving and stabilization facilities, respite or residential treatment programs, or inpatient hospitalization.</p> <p>DMH is requesting ongoing General Revenue (GR) funding ot support continued implementation of the 988 Crisis Response efforts.</p>				
4. DESCRIBE THE DETAILED ASSUMPTIONS USED TO DERIVE THE SPECIFIC REQUESTED AMOUNT. (How did you determine that the requested number of FTE were appropriate? From what source or standard did you derive the requested levels of funding? Were alternatives such as outsourcing or automation considered? If based on new legislation, does request tie to TAFP fiscal note? If not, explain why. Detail which portions of the request are one-times and how those amounts were calculated.)				
DEPARTMENT REQUEST:				
Regional Crisis Contact Centers - DMH partnered with Recovery Innovations (RI) International and Vibrant Emotional Health (the administrator of the NSPL/988) to determine the projected contact volume for the state of Missouri. In the first year, Missouri is projected to receive 258,032 contacts at a cost of \$65 per contact for a total cost of \$16,772,080 (258,032 x \$65). The Division of Behavioral Health (DBH) has applied for and has successfully secured federal funding to support the call centers for mulitple years. For FY 2024, the requested amount will be \$14,763,462; for FY 2025 \$15,534,580; for FY 2026 \$16,565,830 and for FY 2027 a full year at \$16,772,080.				
HB Section	Approp	Type	Fund	Amount
10.110 MH Community Program	2052	EE	0101	\$14,763,462

<b>NEW DECISION ITEM</b> <b>RANK: 5                      OF 20</b>																																		
<b>Department:</b> <u>Mental Health</u>					<b>Budget Unit:</b> <u>69209C &amp; 69213C</u>																													
<b>Division:</b> <u>Behavioral Health</u>																																		
<b>DI Name:</b> <u>988 Crisis Response GR Pickup</u>			<b>DI#</b> <u>1650004</u>		<b>HB Section:</b> <u>10.110 &amp; 10.115</u>																													
<b>4. DESCRIBE THE DETAILED ASSUMPTIONS. (Continued)</b>																																		
<p>Crisis Mobile Response Team - According to the RI International Crisis Now Crisis System Calculator, states serve an average of 2-5 crises per day, per mobile crisis response team. Mobile crisis teams in more metropolitan areas, on average, handle approximately 4-5 crises daily. While more rural areas handle 2-3 crises daily as they are less densely populated and thus require fewer responses than more metropolitan areas. While Missouri has some metropolitan areas, there are many rural parts of the state as well. It is expected that 3 crises events daily is the most accurate assumption for Missouri. With this assumption, Missouri will need 65 mobile crisis response teams, at a cost of \$302,150 per team. This number is based on Missouri's population, current crisis system, and utilizes inputs to project future volume, demand, and costs.</p>																																		
<table border="1" style="width: 100%; border-collapse: collapse;"> <tr> <th style="width: 20%;">HB Section</th> <th style="width: 10%;">Approp</th> <th style="width: 10%;">Type</th> <th style="width: 10%;">Fund</th> <th style="width: 50%;">Amount</th> </tr> <tr> <td>10.115 CCBHO MH NM</td> <td>7601</td> <td>PSD</td> <td>0101</td> <td>\$ 7,013,362</td> </tr> <tr> <td>10.115 CCBHO MH MED</td> <td>7599</td> <td>PSD</td> <td>0101</td> <td>\$ 1,893,961</td> </tr> <tr> <td>10.115 CCBHO MH MED</td> <td>7600</td> <td>PSD</td> <td>0148</td> <td>\$ 2,683,112</td> </tr> <tr> <td colspan="4"></td> <td style="text-align: right;">\$11,590,435</td> </tr> </table>										HB Section	Approp	Type	Fund	Amount	10.115 CCBHO MH NM	7601	PSD	0101	\$ 7,013,362	10.115 CCBHO MH MED	7599	PSD	0101	\$ 1,893,961	10.115 CCBHO MH MED	7600	PSD	0148	\$ 2,683,112					\$11,590,435
HB Section	Approp	Type	Fund	Amount																														
10.115 CCBHO MH NM	7601	PSD	0101	\$ 7,013,362																														
10.115 CCBHO MH MED	7599	PSD	0101	\$ 1,893,961																														
10.115 CCBHO MH MED	7600	PSD	0148	\$ 2,683,112																														
				\$11,590,435																														
<p>GPS Technology - DBH will contract with NextGen System (NG911) for seven (7) 988 Crisis Contact Centers with approximately eight (8) consoles/center (based on 5 year vendor contract). NG911 is a digital technology that allows for an Internet-Protocol (IP) based system. It will enhance emergency number services to create a faster, more resilient system that allows voice, photos, videos and text messages to flow seamlessly from the public to the 988 network and is also being used by the 911 Public Safety Answering Point (PSAP) system in Missouri. Having NG911 will allow 988 &amp; 911 to partner when 988 is implemented.</p>																																		
<table border="1" style="width: 100%; border-collapse: collapse;"> <tr> <th style="width: 20%;">HB Section</th> <th style="width: 10%;">Approp</th> <th style="width: 10%;">Type</th> <th style="width: 10%;">Fund</th> <th style="width: 50%;">Amount</th> </tr> <tr> <td>10.110 MH Community Program</td> <td>2052</td> <td>EE</td> <td>0101</td> <td>\$ 644,000</td> </tr> </table>										HB Section	Approp	Type	Fund	Amount	10.110 MH Community Program	2052	EE	0101	\$ 644,000															
HB Section	Approp	Type	Fund	Amount																														
10.110 MH Community Program	2052	EE	0101	\$ 644,000																														
<b>5. BREAK DOWN THE REQUEST BY BUDGET OBJECT CLASS, JOB CLASS, AND FUND SOURCE. IDENTIFY ONE-TIME COSTS.</b>																																		
	Dept Req GR	Dept Req GR	Dept Req FED	Dept Req FED	Dept Req OTHER	Dept Req OTHER	Dept Req TOTAL	Dept Req TOTAL	Dept Req One-Time																									
<b>Budget Object Class/Job Class</b>	<b>DOLLARS</b>	<b>FTE</b>	<b>DOLLARS</b>	<b>FTE</b>	<b>DOLLARS</b>	<b>FTE</b>	<b>DOLLARS</b>	<b>FTE</b>	<b>DOLLARS</b>																									
Professional Services (BOBC 400)	15,407,462						15,407,462																											
<b>Total EE</b>	<b>15,407,462</b>		<b>0</b>		<b>0</b>		<b>15,407,462</b>		<b>0</b>																									
Program Distributions (BOBC 800)	8,907,323		2,683,112				11,590,435																											
<b>Total PSD</b>	<b>8,907,323</b>		<b>2,683,112</b>		<b>0</b>		<b>11,590,435</b>		<b>0</b>																									
<b>Grand Total</b>	<b>24,314,785</b>	<b>0.0</b>	<b>2,683,112</b>	<b>0.0</b>	<b>0</b>	<b>0.0</b>	<b>26,997,897</b>	<b>0.0</b>	<b>0</b>																									

NEW DECISION ITEM			
RANK: 5		OF 20	
Department:	Mental Health	Budget Unit: 69209C & 69213C	
Division:	Behavioral Health		
DI Name:	988 Crisis Response GR Pickup	DI# 1650004	HB Section: 10.110 & 10.115
6. PERFORMANCE MEASURES (If new decision item has an associated core, separately identify projected performance with & without additional funding.)			
6a.	Provide an activity measure(s) for the program. Total number of calls to Missouri's 988 crisis contact centers. Total number of texts and chats to Missouri's 988 crisis contact centers. Total number of mobile crisis responses dispatched.		
6b.	Provide a measure(s) of the program's quality. In-state answer rate (routed calls compared to answered calls). Average speed to answer.		
6c.	Provide a measure(s) of the program's impact. Number of crisis contacts resulting in referrals made to treatment and other resources.		
6d.	Provide a measure(s) of the program's efficiency. Average length of time it takes from dispatch to the arrival of mobile crisis responders at a crisis situation.		
7. STRATEGIES TO ACHIEVE THE PERFORMANCE MEASUREMENT TARGETS:			
DMH will continue contracts with all 988 crisis contact centers and mobile crisis response providers to set forth expectations for quality, performance and data collection. DMH will monitor provider progress through monthly progress reports submitted to the department. DMH will continue ongoing relationships with providers to ensure individuals experiencing a crisis have access to services along the full continuum of crisis care.			

REPORT 10 - FY 2024 DEPARTMENT REQUEST

DECISION ITEM DETAIL

Budget Unit	FY 2022	FY 2022	FY 2023	FY 2023	FY 2024	FY 2024	*****	*****
Decision Item	ACTUAL	ACTUAL	BUDGET	BUDGET	DEPT REQ	DEPT REQ	SECURED	SECURED
Budget Object Class	DOLLAR	FTE	DOLLAR	FTE	DOLLAR	FTE	COLUMN	COLUMN
MH COMMUNITY PROGRAM								
DMH 988 Crisis Resp GR Pickup - 1650004								
PROFESSIONAL SERVICES	0	0.00	0	0.00	15,407,462	0.00	0	0.00
TOTAL - EE	0	0.00	0	0.00	15,407,462	0.00	0	0.00
GRAND TOTAL	\$0	0.00	\$0	0.00	\$15,407,462	0.00	\$0	0.00
GENERAL REVENUE								
	\$0	0.00	\$0	0.00	\$15,407,462	0.00		0.00
FEDERAL FUNDS								
	\$0	0.00	\$0	0.00	\$0	0.00		0.00
OTHER FUNDS								
	\$0	0.00	\$0	0.00	\$0	0.00		0.00



REPORT 10 - FY 2024 DEPARTMENT REQUEST

DECISION ITEM DETAIL

Budget Unit	FY 2022	FY 2022	FY 2023	FY 2023	FY 2024	FY 2024	*****	*****
Decision Item	ACTUAL	ACTUAL	BUDGET	BUDGET	DEPT REQ	DEPT REQ	SECURED	SECURED
Budget Object Class	DOLLAR	FTE	DOLLAR	FTE	DOLLAR	FTE	COLUMN	COLUMN
CCBHO MH								
DMH 988 Crisis Resp GR Pickup - 1650004								
PROGRAM DISTRIBUTIONS	0	0.00	0	0.00	11,590,435	0.00	0	0.00
TOTAL - PD	0	0.00	0	0.00	11,590,435	0.00	0	0.00
GRAND TOTAL	\$0	0.00	\$0	0.00	\$11,590,435	0.00	\$0	0.00
GENERAL REVENUE	\$0	0.00	\$0	0.00	\$8,907,323	0.00		0.00
FEDERAL FUNDS	\$0	0.00	\$0	0.00	\$2,683,112	0.00		0.00
OTHER FUNDS	\$0	0.00	\$0	0.00	\$0	0.00		0.00

NEW DECISION ITEM  
RANK: 7 OF 20

Department	Mental Health	Budget Unit	69274C
Division	Behavioral Health		
DI Name	Children's Residential Rate Increase CTC	DI#	1650002
		HB Section	10.110

**1. AMOUNT OF REQUEST**

	FY 2024 Budget Request			
	GR	Federal	Other	Total
PS	0	0	0	0
EE	0	0	0	0
PSD	604,703	0	0	604,703
TRF	0	0	0	0
Total	604,703	0	0	604,703
FTE	0.00	0.00	0.00	0.00

<b>Est. Fringe</b>	0	0	0	0
<i>Note: Fringes budgeted in House Bill 5 except for certain fringes budgeted directly to MoDOT, Highway Patrol, and Conservation.</i>				

Other Funds: None  
Non-Counts: None

	FY 2024 Governor's Recommendation			
	GR	Federal	Other	Total
PS	0	0	0	0
EE	0	0	0	0
PSD	0	0	0	0
TRF	0	0	0	0
Total	0	0	0	0
FTE	0.00	0.00	0.00	0.00

<b>Est. Fringe</b>	0	0	0	0
<i>Note: Fringes budgeted in House Bill 5 except for certain fringes budgeted directly to MoDOT, Highway Patrol, and Conservation.</i>				

Other Funds:  
Non-Counts:

**2. THIS REQUEST CAN BE CATEGORIZED AS:**

<input type="checkbox"/> New Legislation	<input type="checkbox"/> New Program	<input type="checkbox"/> Fund Switch
<input type="checkbox"/> Federal Mandate	<input type="checkbox"/> Program Expansion	<input checked="" type="checkbox"/> Cost to Continue
<input type="checkbox"/> GR Pick-Up	<input type="checkbox"/> Space Request	<input type="checkbox"/> Equipment Replacement
<input type="checkbox"/> Pay Plan	<input type="checkbox"/> Other: _____	

**3. WHY IS THIS FUNDING NEEDED? PROVIDE AN EXPLANATION FOR ITEMS CHECKED IN #2. INCLUDE THE FEDERAL OR STATE STATUTORY OR CONSTITUTIONAL AUTHORIZATION FOR THIS PROGRAM.**

The Division of Behavioral Health (DBH) and the Department of Social Services (DSS), Children's Division contract with many of the same children's residential providers for residential treatment for children and youth in need of mental health services. In the FY23 budget, the DSS received funding to increase children's residential rates for providers. The DSS rate increased from \$175.26 to \$202.39 per day, or approximately 15.5%. The DBH received funding in the FY23 budget to increase Level IV children's residential rates paid to a provider from \$175.26 to \$187.05, or approximately a 6.7% rate increase. To ensure providers are paid the same daily rate from both departments, this request is to provide the appropriation authority to match the rate paid by DSS.

NEW DECISION ITEM  
RANK: 7 OF 20

<b>Department</b> <u>Mental Health</u>	<b>Budget Unit</b> <u>69274C</u>
<b>Division</b> <u>Behavioral Health</u>	
<b>DI Name</b> <u>Children's Residential Rate Increase CTC</u> <b>DI#</b> <u>1650002</u>	<b>HB Section</b> <u>10.110</u>

**4. DESCRIBE THE DETAILED ASSUMPTIONS USED TO DERIVE THE SPECIFIC REQUESTED AMOUNT.** (How did you determine that the requested number of FTE were appropriate? From what source or standard did you derive the requested levels of funding? Were alternatives such as outsourcing or automation considered? If based on new legislation, does request tie to TAFP fiscal note? If not, explain why. Detail which portions of the request are one-times and how those amounts were calculated.)

This request will increase the children's residential rate paid to providers by 8%, or \$15.34, per day to match the rate included in the DSS FY23 budget. This will increase the daily rate currently paid to providers by DMH from \$187.05 to \$202.39.

HB Section	Approp	Type	Fund	Amount
10.110 - Youth Community Programs	2057	PSD	0101	\$604,703

**5. BREAK DOWN THE REQUEST BY BUDGET OBJECT CLASS, JOB CLASS, AND FUND SOURCE. IDENTIFY ONE-TIME COSTS.**

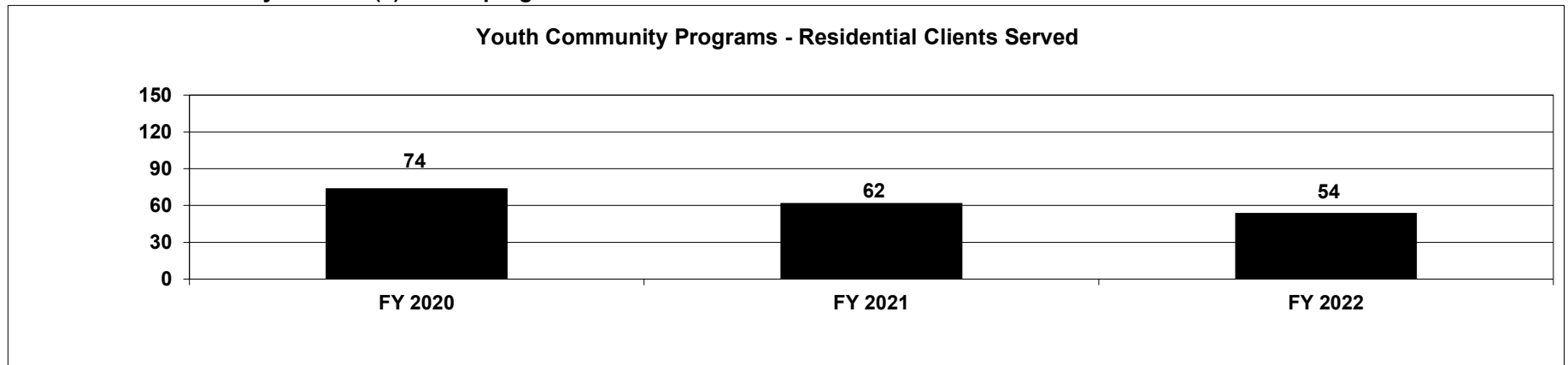
Budget Object Class/Job Class	Dept Req GR DOLLARS	Dept Req GR FTE	Dept Req FED DOLLARS	Dept Req FED FTE	Dept Req OTHER DOLLARS	Dept Req OTHER FTE	Dept Req TOTAL DOLLARS	Dept Req TOTAL FTE	Dept Req One-Time DOLLARS
Program Distributions (BOBC 800)	604,703		0		0		604,703		0
<b>Total PSD</b>	<b>604,703</b>		<b>0</b>		<b>0</b>		<b>604,703</b>		<b>0</b>
<b>Grand Total</b>	<b>604,703</b>	<b>0.0</b>	<b>0</b>	<b>0.0</b>	<b>0</b>	<b>0.0</b>	<b>604,703</b>	<b>0.0</b>	<b>0</b>

NEW DECISION ITEM  
RANK: 7 OF 20

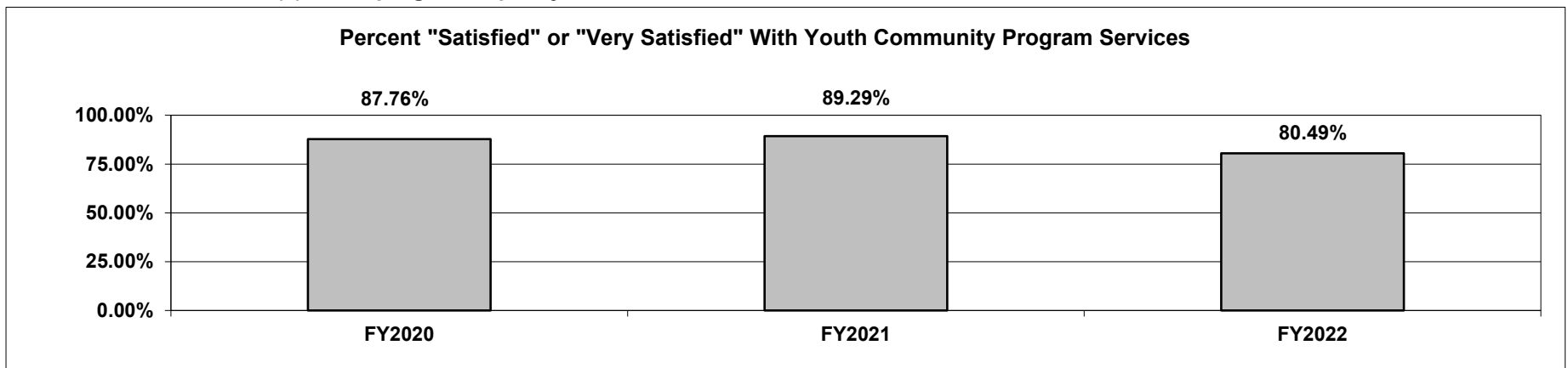
Department	Mental Health	Budget Unit	69274C
Division	Behavioral Health		
DI Name	Children's Residential Rate Increase CTC	DI# 1650002	HB Section 10.110

**6. PERFORMANCE MEASURES** (If new decision item has an associated core, separately identify projected performance with & without additional funding.)

**6a. Provide an activity measure(s) for the program.**



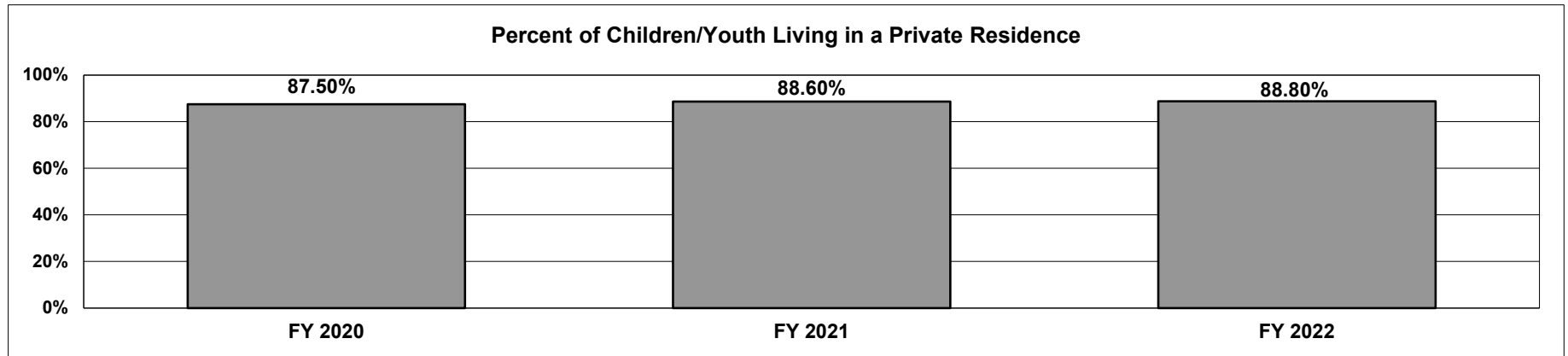
**6b. Provide a measure(s) of the program's quality.**



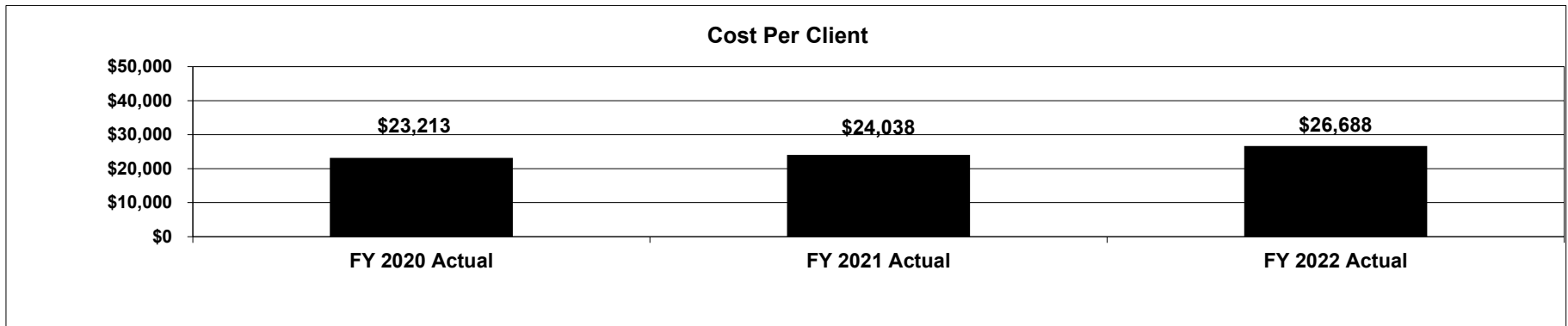
NEW DECISION ITEM  
RANK: 7 OF 20

Department	Mental Health	Budget Unit	69274C
Division	Behavioral Health		
DI Name	Children's Residential Rate Increase CTC	DI#	1650002
		HB Section	10.110

6c. Provide a measure(s) of the program's impact.



6d. Provide a measure(s) of the program's efficiency.



#### 7. STRATEGIES TO ACHIEVE THE PERFORMANCE MEASUREMENT TARGETS:

The Department of Mental Health (DMH) is proposing to increase rates for children's residential providers, which will allow the Division to place children in these programs at the same rates paid by DSS.

REPORT 10 - FY 2024 DEPARTMENT REQUEST

DECISION ITEM DETAIL

Budget Unit	FY 2022	FY 2022	FY 2023	FY 2023	FY 2024	FY 2024	*****	*****
Decision Item	ACTUAL	ACTUAL	BUDGET	BUDGET	DEPT REQ	DEPT REQ	SECURED	SECURED
Budget Object Class	DOLLAR	FTE	DOLLAR	FTE	DOLLAR	FTE	COLUMN	COLUMN
YOUTH COMMUNITY PROGRAM								
DMH Childrens Res Rate Inc CTC - 1650002								
PROGRAM DISTRIBUTIONS	0	0.00	0	0.00	604,703	0.00	0	0.00
TOTAL - PD	0	0.00	0	0.00	604,703	0.00	0	0.00
GRAND TOTAL	\$0	0.00	\$0	0.00	\$604,703	0.00	\$0	0.00
GENERAL REVENUE	\$0	0.00	\$0	0.00	\$604,703	0.00		0.00
FEDERAL FUNDS	\$0	0.00	\$0	0.00	\$0	0.00		0.00
OTHER FUNDS	\$0	0.00	\$0	0.00	\$0	0.00		0.00

NEW DECISION ITEM									
RANK: 9					OF 20				
Department Mental Health					Budget Unit 66325C				
Division Behavioral Health									
DI Name Recovery Community Centers DI# 1650003					HB Section 10.110				
1. AMOUNT OF REQUEST									
FY 2024 Budget Request					FY 2024 Governor's Recommendation				
	GR	Federal	Other	Total		GR	Federal	Other	Total
PS	0	0	0	0	PS	0	0	0	0
EE	0	0	0	0	EE	0	0	0	0
PSD	500,000	0	0	500,000	PSD	0	0	0	0
TRF	0	0	0	0	TRF	0	0	0	0
Total	500,000	0	0	500,000	Total	0	0	0	0
FTE 0.00 0.00 0.00 0.00					FTE 0.00 0.00 0.00 0.00				
Est. Fringe	0	0	0	0	Est. Fringe	0	0	0	0
Note: Fringes budgeted in House Bill 5 except for certain fringes budgeted directly to MoDOT, Highway Patrol, and Conservation.					Note: Fringes budgeted in House Bill 5 except for certain fringes budgeted directly to MoDOT, Highway Patrol, and Conservation.				
Other Funds: None					Other Funds:				
Non-Counts: None					Non-Counts:				
2. THIS REQUEST CAN BE CATEGORIZED AS:									
New Legislation		New Program		Fund Switch					
Federal Mandate		Program Expansion		Cost to Continue					
X	GR Pick-Up	Space Request		Equipment Replacement					
Pay Plan		Other:							

<b>NEW DECISION ITEM</b>									
RANK: <u>9</u> OF <u>20</u>									
<b>Department</b> <u>Mental Health</u>				<b>Budget Unit</b> <u>66325C</u>					
<b>Division</b> <u>Behavioral Health</u>									
<b>DI Name</b> <u>Recovery Community Centers</u> <b>DI#</b> <u>1650003</u>				<b>HB Section</b> <u>10.110</u>					
<b>3. WHY IS THIS FUNDING NEEDED? PROVIDE AN EXPLANATION FOR ITEMS CHECKED IN #2. INCLUDE THE FEDERAL OR STATE STATUTORY OR CONSTITUTIONAL AUTHORIZATION FOR THIS PROGRAM.</b>									
<p>Recovery Community Centers (RCCs) are independent, non-profit organizations that provide a peer-based supportive community that builds hope and promotes healthy behaviors for individuals with substance use disorders and their families. They help build recovery capital to help individuals initiate and sustain recovery over time by providing supportive relationships, advocacy training, recovery information, peer-support, social activities, and connection to treatment and other community-based services. In 2021, Missouri RCCs served over 20,000 individuals despite facing struggles due to COVID-19. More than 8,600 of those served were individuals with an Opioid Use Disorder (OUD). There are currently eight (8) RCCs across the state. Four are funded through the State Opioid Response (SOR) and four are funded with the Coronavirus Response and Relief Supplement Appropriations Act, 2021 (CRRSA). Each site receives \$250,000, on average, annually. The Division of Behavioral Health (DBH) is requesting additional General Revenue (GR) funding to continue providing services for the four RCCs whose funding is ending.</p>									
<b>4. DESCRIBE THE DETAILED ASSUMPTIONS USED TO DERIVE THE SPECIFIC REQUESTED AMOUNT. (How did you determine that the requested number of FTE were appropriate? From what source or standard did you derive the requested levels of funding? Were alternatives such as outsourcing or automation considered? If based on new legislation, does request tie to TAFP fiscal note? If not, explain why. Detail which portions of the request are one-times and how those amounts were calculated.)</b>									
This will continue the funding for the four CRRSA RCCs for the remaining 6 months of the fiscal year. Each of the four facilities receives \$125,000 for 6 months and ongoing funding is requested to provide needed services.									
<b>HB Section</b>	<b>Approp</b>	<b>Type</b>	<b>Fund</b>	<b>Amount</b>					
10.110 SUD Treatment	4147	PSD	0101	\$ 500,000					
<b>5. BREAK DOWN THE REQUEST BY BUDGET OBJECT CLASS, JOB CLASS, AND FUND SOURCE. IDENTIFY ONE-TIME COSTS.</b>									
<b>Budget Object Class/Job Class</b>	<b>Dept Req GR DOLLARS</b>	<b>Dept Req GR FTE</b>	<b>Dept Req FED DOLLARS</b>	<b>Dept Req FED FTE</b>	<b>Dept Req OTHER DOLLARS</b>	<b>Dept Req OTHER FTE</b>	<b>Dept Req TOTAL DOLLARS</b>	<b>Dept Req TOTAL FTE</b>	<b>Dept Req One-Time DOLLARS</b>
Program Distributions (BOBC 800)	500,000		0		0		500,000		0
<b>Total PSD</b>	<b>500,000</b>		<b>0</b>		<b>0</b>		<b>500,000</b>		<b>0</b>
<b>Grand Total</b>	<b>500,000</b>	<b>0.0</b>	<b>0</b>	<b>0.0</b>	<b>0</b>	<b>0.0</b>	<b>500,000</b>	<b>0.0</b>	<b>0</b>



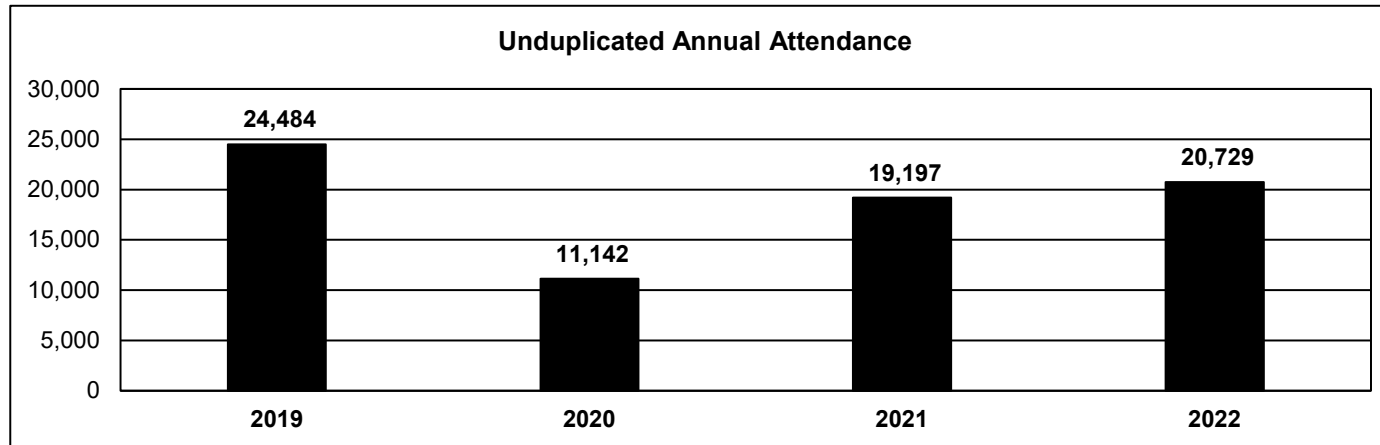
**NEW DECISION ITEM**

RANK: 9 OF 20

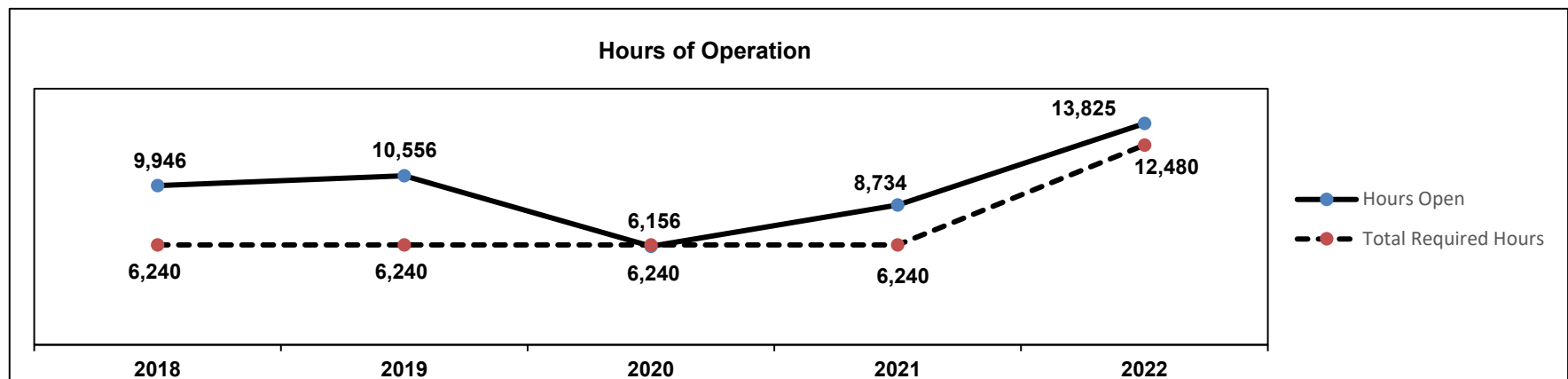
Department	Mental Health	Budget Unit	66325C
Division	Behavioral Health		
DI Name	Recovery Community Centers	DI# 1650003	HB Section 10.110

**6. PERFORMANCE MEASURES (If new decision item has an associated core, separately identify projected performance with & without additional funding.)**

**6a. Provide an activity measure(s) for the program.**



**6b. Provide a measure(s) of the program's quality.**



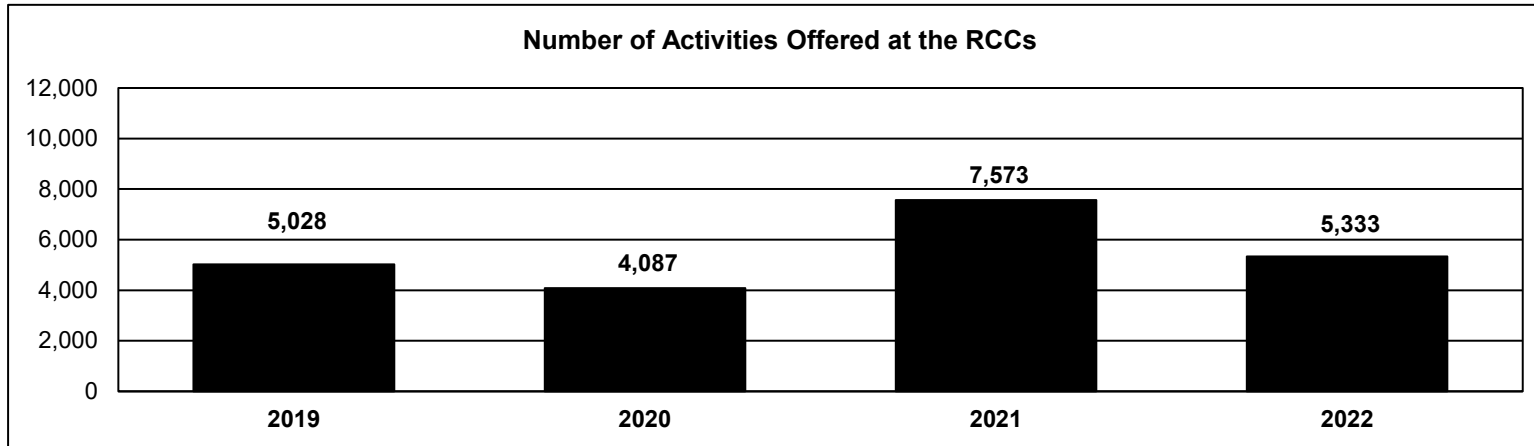
**Note:** During the COVID-19 pandemic in 2020, the RCCs provided virtual services to adjust for health concerns. The virtual hours are not reflected in this chart.

**NEW DECISION ITEM**

**RANK:** 9 **OF** 20

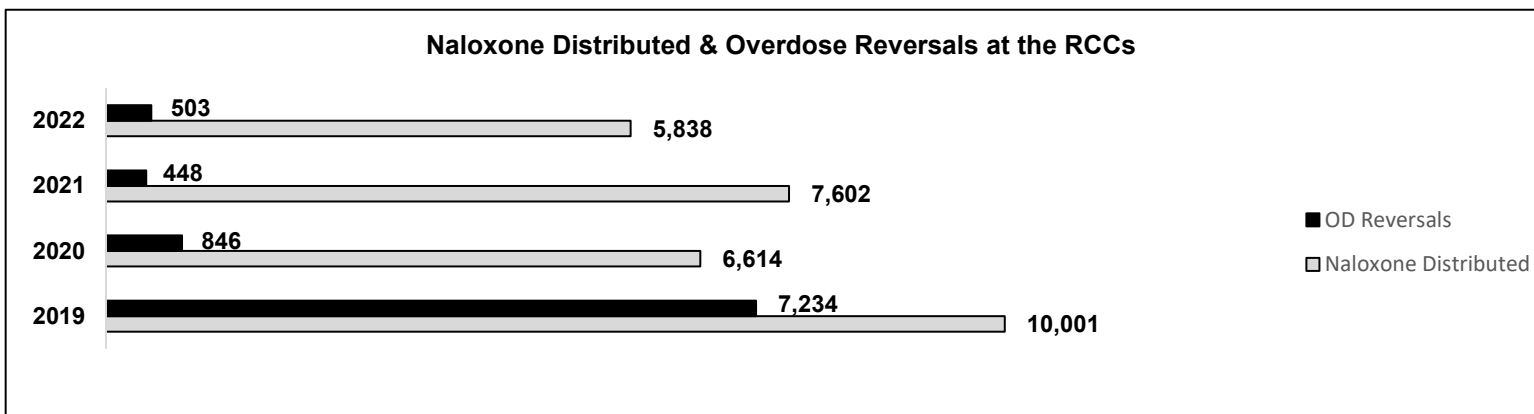
<b>Department</b>	<b>Mental Health</b>	<b>Budget Unit</b>	<b>66325C</b>
<b>Division</b>	<b>Behavioral Health</b>		
<b>DI Name</b>	<b>Recovery Community Centers</b>	<b>DI# 1650003</b>	<b>HB Section</b> <b>10.110</b>

**6c. Provide a measure(s) of the program's impact.**



**Note:** Activities include group education, life skills classes, recovery groups, recreational activities, employment skills training, etc.

**6d. Provide a measure(s) of the program's efficiency.**



**7. STRATEGIES TO ACHIEVE THE PERFORMANCE MEASUREMENT TARGETS:**

This will provide continued support for the RCCs.

REPORT 10 - FY 2024 DEPARTMENT REQUEST

DECISION ITEM DETAIL

Budget Unit	FY 2022	FY 2022	FY 2023	FY 2023	FY 2024	FY 2024	*****	*****
Decision Item	ACTUAL	ACTUAL	BUDGET	BUDGET	DEPT REQ	DEPT REQ	SECURED	SECURED
Budget Object Class	DOLLAR	FTE	DOLLAR	FTE	DOLLAR	FTE	COLUMN	COLUMN
SUD TREATMENT SERVICES								
DMH Recovery Community Centers - 1650003								
PROGRAM DISTRIBUTIONS	0	0.00	0	0.00	500,000	0.00	0	0.00
TOTAL - PD	0	0.00	0	0.00	500,000	0.00	0	0.00
GRAND TOTAL	\$0	0.00	\$0	0.00	\$500,000	0.00	\$0	0.00
GENERAL REVENUE	\$0	0.00	\$0	0.00	\$500,000	0.00		0.00
FEDERAL FUNDS	\$0	0.00	\$0	0.00	\$0	0.00		0.00
OTHER FUNDS	\$0	0.00	\$0	0.00	\$0	0.00		0.00



<div style="display: flex; justify-content: space-between; align-items: center;"> <div style="text-align: center;"> <b>NEW DECISION ITEM</b>  RANK: <u>18</u> OF <u>20</u> </div> </div>									
<b>Department :</b> <u>Mental Health</u>					<b>Budget Unit:</b> <u>69209C</u>				
<b>Division:</b> <u>Behavioral Health</u>					<b>HB Section:</b> <u>10.110</u>				
<b>DI Name:</b> <u>Bed Registry System - GR Pickup DI# 1650001</u>									
<b>4. DESCRIBE THE DETAILED ASSUMPTIONS USED TO DERIVE THE SPECIFIC REQUESTED AMOUNT. (How did you determine that the requested number of FTE were appropriate? From what source or standard did you derive the requested levels of funding? Were alternatives such as outsourcing or automation considered? If based on new legislation, does request tie to TAFP fiscal note? If not, explain why. Detail which portions of the request are one-times and how those amounts were calculated.)</b>									
<p>Ongoing GR funding is requested for the upkeep and maintenance of MOConnect to ensure the tool is useful, current and valid. Annually, DBH will gain Capacity Management, a Referral System, and a Crisis Management module (with the potential for a Justice Involved module). The initial purchase of the system through ARPA funding includes training to providers and how to maximize the benefit of utilizing the new system.</p>									
<b>HB Section</b>	<b>Approp</b>	<b>Type</b>	<b>Fund</b>	<b>Amount</b>					
10.110 Mental Health Community Programs	2052	EE	0101	\$997,500					
<b>5. BREAK DOWN THE REQUEST BY BUDGET OBJECT CLASS, JOB CLASS, AND FUND SOURCE. IDENTIFY ONE-TIME COSTS.</b>									
<b>Budget Object Class/Job Class</b>	<b>Dept Req GR DOLLARS</b>	<b>Dept Req GR FTE</b>	<b>Dept Req FED DOLLARS</b>	<b>Dept Req FED FTE</b>	<b>Dept Req OTHER DOLLARS</b>	<b>Dept Req OTHER FTE</b>	<b>Dept Req TOTAL DOLLARS</b>	<b>Dept Req TOTAL FTE</b>	<b>Dept Req One-Time DOLLARS</b>
Professional Services (BOBC 400)	997,500		0		0		997,500		0
<b>Total EE</b>	<b>997,500</b>		<b>0</b>		<b>0</b>		<b>997,500</b>		<b>0</b>
<b>Grand Total</b>	<b>997,500</b>	<b>0.0</b>	<b>0</b>	<b>0.0</b>	<b>0</b>	<b>0.0</b>	<b>997,500</b>	<b>0.0</b>	<b>0</b>
<b>6. PERFORMANCE MEASURES (If new decision item has an associated core, separately identify projected performance with &amp; without additional funding.)</b>									
<b>6a.</b>	<b>Provide an activity measure(s) for the program.</b> This software will allow for tracking of the number of referrals, the number of active persons referring, and the number of bed status updates. Per a study on the State of Delaware's implementation of bed registry software, the number of referrals made within the system grew by about 2.8% during the one year evaluation period. Over the course of the year, Delaware tracked 20,924 referrals through the OpenBeds platform.								
<b>6b.</b>	<b>Provide a measure(s) of the program's quality.</b> This software will allow for the tracking of the rates for bed utilization across behavioral health crisis centers and admission to substance use/mental health inpatient and outpatient programs.								

<b>NEW DECISION ITEM</b>	
<b>RANK:</b>	<u>18</u> <b>OF</b> <u>20</u>
<b>Department :</b>	<b>Mental Health</b>
<b>Division:</b>	<b>Behavioral Health</b>
<b>DI Name:</b>	<b>Bed Registry System - GR Pickup    DI# 1650001</b>
<b>Budget Unit:</b>	<b>69209C</b>
<b>HB Section:</b>	<b>10.110</b>
<b>6. PERFORMANCE MEASURES (continued)</b>	
<b>6c.</b>	<b>Provide a measure(s) of the program's impact.</b> The software will allow for tracking the rate of admitted to treatment or admitted to crisis beds for those providers using the software to make referrals.
<b>6d.</b>	<b>Provide a measure(s) of the program's efficiency.</b> The time from referral to admission will be available. Per a study on the State of Delaware's implementation of bed registry software, the percentage of referrals accepted within 30 thirty minutes or less increased from 40% to 65% over a 12 month span.
<b>7. STRATEGIES TO ACHIEVE THE PERFORMANCE MEASUREMENT TARGETS:</b>	
This system allows users to track bed availability and place individuals into appropriate settings and be able to see historic data on the individual.	

REPORT 10 - FY 2024 DEPARTMENT REQUEST

DECISION ITEM DETAIL

Budget Unit	FY 2022	FY 2022	FY 2023	FY 2023	FY 2024	FY 2024	*****	*****
Decision Item	ACTUAL	ACTUAL	BUDGET	BUDGET	DEPT REQ	DEPT REQ	SECURED	SECURED
Budget Object Class	DOLLAR	FTE	DOLLAR	FTE	DOLLAR	FTE	COLUMN	COLUMN
MH COMMUNITY PROGRAM								
DMH Bed Registry Sys-GR Pickup - 1650001								
PROFESSIONAL SERVICES	0	0.00	0	0.00	997,500	0.00	0	0.00
TOTAL - EE	0	0.00	0	0.00	997,500	0.00	0	0.00
GRAND TOTAL	\$0	0.00	\$0	0.00	\$997,500	0.00	\$0	0.00
GENERAL REVENUE	\$0	0.00	\$0	0.00	\$997,500	0.00		0.00
FEDERAL FUNDS	\$0	0.00	\$0	0.00	\$0	0.00		0.00
OTHER FUNDS	\$0	0.00	\$0	0.00	\$0	0.00		0.00

NEW DECISION ITEM									
RANK:		20		OF		20			
Department: Mental Health					Budget Unit: 66325C, 69209C, 69430C, 69435C, 69442C, 69450C, 69470C, 69480C				
Division: Behavioral Health									
DI Name: Increased Medication Costs					DI# 1650005				
					House Bill: 10.110, 10.300, 10.305, 10.310, 10.315, 10.320, 10.325				
1. AMOUNT OF REQUEST									
FY 2024 Budget Request					FY 2024 Governor's Recommendation				
	GR	Federal	Other	Total		GR	Fed	Other	Total
PS	0	0	0	0	PS	0	0	0	0
EE	492,778	0	0	492,778	EE	0	0	0	0
PSD	218,679	0	0	218,679	PSD	0	0	0	0
TRF	0	0	0	0	TRF	0	0	0	0
Total	711,457	0	0	711,457	Total	0	0	0	0
FTE	0.00	0.00	0.00	0.00	FTE	0.00	0.00	0.00	0.00
Est. Fringe	0	0	0	0	Est. Fringe	0	0	0	0
Note: Fringes budgeted in House Bill 5 except for certain fringes budgeted directly to MoDOT, Highway Patrol, and Conservation.					Note: Fringes budgeted in House Bill 5 except for certain fringes budgeted directly to MoDOT, Highway Patrol, and Conservation.				
Other Funds: None					Other Funds:				
Non-Counts: None					Non-Counts:				
2. THIS REQUEST CAN BE CATEGORIZED AS:									
New Legislation					New Program				
Federal Mandate					Program Expansion				
GR Pick-Up					Space Request				
Pay Plan					Other: Inflationary Increase				
3. WHY IS THIS FUNDING NEEDED? PROVIDE AN EXPLANATION FOR ITEMS CHECKED IN #2. INCLUDE THE FEDERAL OR STATE STATUTORY OR CONSTITUTIONAL AUTHORIZATION FOR THIS PROGRAM.									
Medication is an essential treatment component for persons with serious mental illness and substance use disorders (SUD). State facilities, as well as community providers, face growing costs for medications. Additional funds for medication cost increases are needed to assure effective treatment.									
This decision item requests funding for the ongoing inflation of pharmaceuticals. This increase can be attributed to the rising cost of drug ingredients; increase in units per prescription; cost of new, expensive medications; and utilization increases. The inflation rate requested in this decision item is identical to the inflation rate requested by MO HealthNet Division for the Pharmacy program.									
This item also includes funding to cover the annual cost increase for contracted pharmacy and advanced practitioner services.									



<b>NEW DECISION ITEM</b> <div style="display: flex; justify-content: space-around; align-items: center;"> <div style="text-align: center;">RANK: <u>20</u></div> <div style="text-align: center;">OF</div> <div style="text-align: center;"><u>20</u></div> </div>																																																																																														
<b>Department:</b> <u>Mental Health</u>		<b>Budget Unit:</b> <u>66325C, 69209C, 69430C, 69435C, 69442C, 69450C, 69470C, 69480C</u>																																																																																												
<b>Division:</b> <u>Behavioral Health</u>		<b>House Bill:</b> <u>10.110, 10.300, 10.305, 10.310, 10.315, 10.320, 10.325</u>																																																																																												
<b>DI Name:</b> <u>Increased Medication Costs</u> <b>DI#</b> <u>1650005</u>																																																																																														
<b>4. DESCRIBE THE DETAILED ASSUMPTIONS USED TO DERIVE THE SPECIFIC REQUESTED AMOUNT. (How did you determine that the requested number of FTE were appropriate? From what source or standard did you derive the requested levels of funding? Were alternatives such as outsourcing or automation considered? If based on new legislation, does request tie to TAFP fiscal note? If not, explain why. Detail which portions of the request are one-times and how those amounts were calculated.)</b>																																																																																														
<b>DEPARTMENT REQUEST:</b>																																																																																														
<p><b>Inflation of Pharmaceuticals</b> - This is a 5.47% inflationary increase for specialty medications based on FY 2022 actual spending.</p> <table style="width: 100%; border-collapse: collapse;"> <thead> <tr> <th style="text-align: left; border-bottom: 1px solid black;">HB Section</th> <th style="text-align: right; border-bottom: 1px solid black;">Approp</th> <th style="text-align: right; border-bottom: 1px solid black;">Type</th> <th style="text-align: right; border-bottom: 1px solid black;">Fund</th> <th style="text-align: right; border-bottom: 1px solid black;">Amount</th> </tr> </thead> <tbody> <tr><td>10.110 ADA Treatment Services</td><td style="text-align: right;">4147</td><td style="text-align: right;">PSD</td><td style="text-align: right;">0101</td><td style="text-align: right;">\$ 175,380</td></tr> <tr><td>10.110 MH Community Program</td><td style="text-align: right;">2053</td><td style="text-align: right;">PSD</td><td style="text-align: right;">0101</td><td style="text-align: right;">\$ 43,299</td></tr> <tr><td>10.300 Fulton State Hopital</td><td style="text-align: right;">2061</td><td style="text-align: right;">EE</td><td style="text-align: right;">0101</td><td style="text-align: right;">\$ 73,085</td></tr> <tr><td>10.305 NW MO Psych Rehab</td><td style="text-align: right;">2063</td><td style="text-align: right;">EE</td><td style="text-align: right;">0101</td><td style="text-align: right;">\$ 22,165</td></tr> <tr><td>10.310 Forensic Treatment Center</td><td style="text-align: right;">7225</td><td style="text-align: right;">EE</td><td style="text-align: right;">0101</td><td style="text-align: right;">\$ 70,430</td></tr> <tr><td>10.315 Southeast MO MHC</td><td style="text-align: right;">2083</td><td style="text-align: right;">EE</td><td style="text-align: right;">0101</td><td style="text-align: right;">\$ 51,636</td></tr> <tr><td>10.320 Center for Behavioral Medicine</td><td style="text-align: right;">2090</td><td style="text-align: right;">EE</td><td style="text-align: right;">0101</td><td style="text-align: right;">\$ 45,585</td></tr> <tr><td>10.325 Hawthorn</td><td style="text-align: right;">2067</td><td style="text-align: right;">EE</td><td style="text-align: right;">0101</td><td style="text-align: right;">\$ 16,180</td></tr> <tr> <td></td> <td></td> <td></td> <td style="text-align: right;"><b>Total:</b></td> <td style="text-align: right;"><b>\$ 497,760</b></td> </tr> </tbody> </table> <p><b>Contracted Pharmacy and Advanced Practitioner Services</b> - This portion of the decision item will allow DBH to cover the FY 2024 projected cost increases for contracted pharmacy services and advanced practitioner services. Statutory authority is located in Sections 632.010.2(1), RSMo.</p> <table style="width: 100%; border-collapse: collapse;"> <thead> <tr> <th style="text-align: left; border-bottom: 1px solid black;">HB Section</th> <th style="text-align: right; border-bottom: 1px solid black;">Approp</th> <th style="text-align: right; border-bottom: 1px solid black;">Type</th> <th style="text-align: right; border-bottom: 1px solid black;">Fund</th> <th style="text-align: right; border-bottom: 1px solid black;">Amount</th> </tr> </thead> <tbody> <tr><td>10.300 Fulton State Hopital</td><td style="text-align: right;">2061</td><td style="text-align: right;">EE</td><td style="text-align: right;">0101</td><td style="text-align: right;">\$ 43,430</td></tr> <tr><td>10.305 NW MO Psych Rehab</td><td style="text-align: right;">2063</td><td style="text-align: right;">EE</td><td style="text-align: right;">0101</td><td style="text-align: right;">\$ 17,652</td></tr> <tr><td>10.310 Forensic Treatment Center</td><td style="text-align: right;">7225</td><td style="text-align: right;">EE</td><td style="text-align: right;">0101</td><td style="text-align: right;">\$ 79,504</td></tr> <tr><td>10.315 Southeast MO MHC</td><td style="text-align: right;">2083</td><td style="text-align: right;">EE</td><td style="text-align: right;">0101</td><td style="text-align: right;">\$ 32,630</td></tr> <tr><td>10.320 Center for Behavioral Medicine</td><td style="text-align: right;">2090</td><td style="text-align: right;">EE</td><td style="text-align: right;">0101</td><td style="text-align: right;">\$ 29,992</td></tr> <tr><td>10.325 Hawthorn</td><td style="text-align: right;">2067</td><td style="text-align: right;">EE</td><td style="text-align: right;">0101</td><td style="text-align: right;">\$ 10,489</td></tr> <tr> <td></td> <td></td> <td></td> <td style="text-align: right;"><b>Total:</b></td> <td style="text-align: right;"><b>\$ 213,697</b></td> </tr> </tbody> </table>					HB Section	Approp	Type	Fund	Amount	10.110 ADA Treatment Services	4147	PSD	0101	\$ 175,380	10.110 MH Community Program	2053	PSD	0101	\$ 43,299	10.300 Fulton State Hopital	2061	EE	0101	\$ 73,085	10.305 NW MO Psych Rehab	2063	EE	0101	\$ 22,165	10.310 Forensic Treatment Center	7225	EE	0101	\$ 70,430	10.315 Southeast MO MHC	2083	EE	0101	\$ 51,636	10.320 Center for Behavioral Medicine	2090	EE	0101	\$ 45,585	10.325 Hawthorn	2067	EE	0101	\$ 16,180				<b>Total:</b>	<b>\$ 497,760</b>	HB Section	Approp	Type	Fund	Amount	10.300 Fulton State Hopital	2061	EE	0101	\$ 43,430	10.305 NW MO Psych Rehab	2063	EE	0101	\$ 17,652	10.310 Forensic Treatment Center	7225	EE	0101	\$ 79,504	10.315 Southeast MO MHC	2083	EE	0101	\$ 32,630	10.320 Center for Behavioral Medicine	2090	EE	0101	\$ 29,992	10.325 Hawthorn	2067	EE	0101	\$ 10,489				<b>Total:</b>	<b>\$ 213,697</b>
HB Section	Approp	Type	Fund	Amount																																																																																										
10.110 ADA Treatment Services	4147	PSD	0101	\$ 175,380																																																																																										
10.110 MH Community Program	2053	PSD	0101	\$ 43,299																																																																																										
10.300 Fulton State Hopital	2061	EE	0101	\$ 73,085																																																																																										
10.305 NW MO Psych Rehab	2063	EE	0101	\$ 22,165																																																																																										
10.310 Forensic Treatment Center	7225	EE	0101	\$ 70,430																																																																																										
10.315 Southeast MO MHC	2083	EE	0101	\$ 51,636																																																																																										
10.320 Center for Behavioral Medicine	2090	EE	0101	\$ 45,585																																																																																										
10.325 Hawthorn	2067	EE	0101	\$ 16,180																																																																																										
			<b>Total:</b>	<b>\$ 497,760</b>																																																																																										
HB Section	Approp	Type	Fund	Amount																																																																																										
10.300 Fulton State Hopital	2061	EE	0101	\$ 43,430																																																																																										
10.305 NW MO Psych Rehab	2063	EE	0101	\$ 17,652																																																																																										
10.310 Forensic Treatment Center	7225	EE	0101	\$ 79,504																																																																																										
10.315 Southeast MO MHC	2083	EE	0101	\$ 32,630																																																																																										
10.320 Center for Behavioral Medicine	2090	EE	0101	\$ 29,992																																																																																										
10.325 Hawthorn	2067	EE	0101	\$ 10,489																																																																																										
			<b>Total:</b>	<b>\$ 213,697</b>																																																																																										

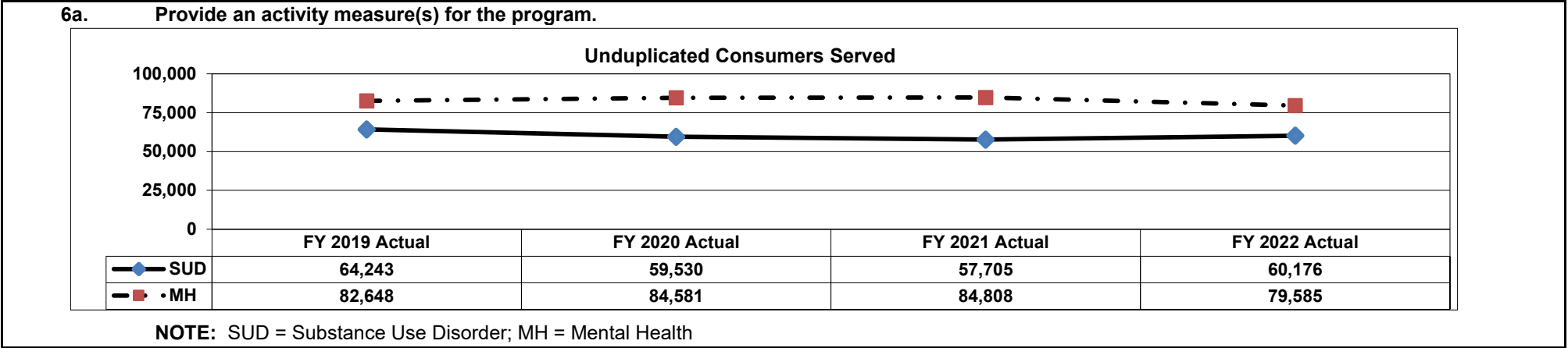
**NEW DECISION ITEM**  
 RANK:      20      OF      20

Department: <b>Mental Health</b>	Budget Unit: <b>66325C, 69209C, 69430C, 69435C, 69442C, 69450C, 69470C, 69480C</b>
Division: <b>Behavioral Health</b>	
DI Name: <b>Increased Medication Costs</b> DI# <b>1650005</b>	House Bill: <b>10.110, 10.300, 10.305, 10.310, 10.315, 10.320, 10.325</b>

5. BREAK DOWN THE REQUEST BY BUDGET OBJECT CLASS, JOB CLASS, AND FUND SOURCE. IDENTIFY ONE-TIME COSTS.

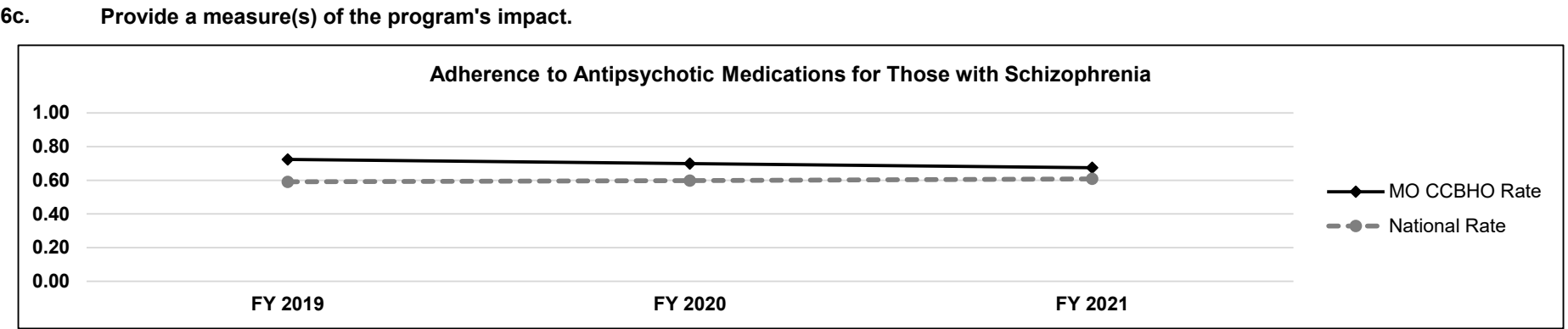
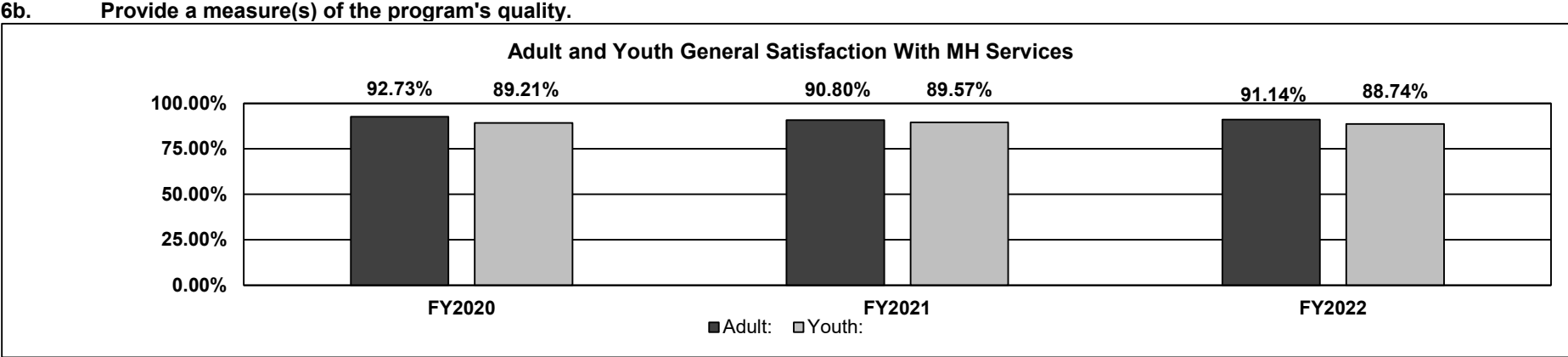
Budget Object Class/Job Class	Dept Req GR DOLLARS	Dept Req GR FTE	Req FED DOLLAR	Dept Req FED FTE	Dept Req OTHER DOLLARS	Dept Req OTHER FTE	Dept Req TOTAL DOLLARS	Dept Req TOTAL FTE	Dept Req One-Time DOLLARS
Supplies (BOBC 190)	492,778		0		0		492,778		0
<b>Total EE</b>	<b>492,778</b>		<b>0</b>		<b>0</b>		<b>492,778</b>		<b>0</b>
Program Distributions (BOBC 800)	218,679		0		0		218,679		0
<b>Total PSD</b>	<b>218,679</b>		<b>0</b>		<b>0</b>		<b>218,679</b>		<b>0</b>
<b>Grand Total</b>	<b>711,457</b>	<b>0.00</b>	<b>0</b>	<b>0.00</b>	<b>0</b>	<b>0.00</b>	<b>711,457</b>	<b>0.00</b>	<b>0</b>

6. PERFORMANCE MEASURES (If new decision item has an associated core, separately identify projected performance with & without additional funding.)



NEW DECISION ITEM			
RANK: 20		OF 20	
Department: Mental Health		Budget Unit: 66325C, 69209C, 69430C, 69435C, 69442C, 69450C, 69470C, 69480C	
Division: Behavioral Health			
DI Name: Increased Medication Costs		House Bill: 10.110, 10.300, 10.305, 10.310, 10.315, 10.320, 10.325	
DI# 1650005			

6. PERFORMANCE MEASURES (continued)



**Note:** The rates show the percentage of Certified Community Behavioral Health Organizations (CCBHO) consumers ages 18-64 who remained on an atipsychotic medication for at least 80% of their treatment period. The antipsychotic medication adherence rates for Missouri CCBHOs are higher than the overall national rates. The annual national rates are from the HEDIS Measures, SAA, for the measure years 2018, 2019, and 2020. FY 2022 data is not yet available.

		NEW DECISION ITEM	
RANK: 20		OF 20	
Department: Mental Health		Budget Unit: 66325C, 69209C, 69430C, 69435C, 69442C, 69450C, 69470C, 69480C	
Division: Behavioral Health			
DI Name: Increased Medication Costs DI# 1650005		House Bill: 10.110, 10.300, 10.305, 10.310, 10.315, 10.320, 10.325	
6d. Provide a measure(s) of the program's efficiency.			
<div>Comprehensive Psychiatric Services (CPS) - Average Annual Medication Cost Per Uninsured Consumer<div><div><div>\$500</div><div>\$400</div><div>\$300</div><div>\$200</div><div>\$100</div><div>\$0</div></div><div><div><div>\$184</div><div>\$183</div><div>\$200</div></div><div><div>FY 2020 Actual</div><div>FY 2021 Actual</div><div>FY 2022 Actual</div></div></div></div></div>			
<b>Note:</b> Medication prices are not established by the Division of Behavioral Health (DBH); therefore, base and stretch targets are out of our control.			
7. STRATEGIES TO ACHIEVE THE PERFORMANCE MEASUREMENT TARGETS:			
Increase funding available for medications.			

REPORT 10 - FY 2024 DEPARTMENT REQUEST

DECISION ITEM DETAIL

Budget Unit	FY 2022	FY 2022	FY 2023	FY 2023	FY 2024	FY 2024	*****	*****
Decision Item	ACTUAL	ACTUAL	BUDGET	BUDGET	DEPT REQ	DEPT REQ	SECURED	SECURED
Budget Object Class	DOLLAR	FTE	DOLLAR	FTE	DOLLAR	FTE	COLUMN	COLUMN
MH COMMUNITY PROGRAM								
DMH Increased Medication Costs - 1650005								
PROGRAM DISTRIBUTIONS	0	0.00	0	0.00	43,299	0.00	0	0.00
TOTAL - PD	0	0.00	0	0.00	43,299	0.00	0	0.00
GRAND TOTAL	\$0	0.00	\$0	0.00	\$43,299	0.00	\$0	0.00
GENERAL REVENUE	\$0	0.00	\$0	0.00	\$43,299	0.00		0.00
FEDERAL FUNDS	\$0	0.00	\$0	0.00	\$0	0.00		0.00
OTHER FUNDS	\$0	0.00	\$0	0.00	\$0	0.00		0.00

REPORT 10 - FY 2024 DEPARTMENT REQUEST

DECISION ITEM DETAIL

Budget Unit	FY 2022	FY 2022	FY 2023	FY 2023	FY 2024	FY 2024	*****	*****
Decision Item	ACTUAL	ACTUAL	BUDGET	BUDGET	DEPT REQ	DEPT REQ	SECURED	SECURED
Budget Object Class	DOLLAR	FTE	DOLLAR	FTE	DOLLAR	FTE	COLUMN	COLUMN
SUD TREATMENT SERVICES								
DMH Increased Medication Costs - 1650005								
PROGRAM DISTRIBUTIONS	0	0.00	0	0.00	175,380	0.00	0	0.00
TOTAL - PD	0	0.00	0	0.00	175,380	0.00	0	0.00
GRAND TOTAL	\$0	0.00	\$0	0.00	\$175,380	0.00	\$0	0.00
GENERAL REVENUE	\$0	0.00	\$0	0.00	\$175,380	0.00		0.00
FEDERAL FUNDS	\$0	0.00	\$0	0.00	\$0	0.00		0.00
OTHER FUNDS	\$0	0.00	\$0	0.00	\$0	0.00		0.00

REPORT 10 - FY 2024 DEPARTMENT REQUEST

DECISION ITEM DETAIL

Budget Unit	FY 2022	FY 2022	FY 2023	FY 2023	FY 2024	FY 2024	*****	*****
Decision Item	ACTUAL	ACTUAL	BUDGET	BUDGET	DEPT REQ	DEPT REQ	SECURED	SECURED
Budget Object Class	DOLLAR	FTE	DOLLAR	FTE	DOLLAR	FTE	COLUMN	COLUMN
FULTON STATE HOSPITAL								
DMH Increased Medication Costs - 1650005								
SUPPLIES	0	0.00	0	0.00	116,515	0.00	0	0.00
TOTAL - EE	0	0.00	0	0.00	116,515	0.00	0	0.00
GRAND TOTAL	\$0	0.00	\$0	0.00	\$116,515	0.00	\$0	0.00
GENERAL REVENUE								
FEDERAL FUNDS								
OTHER FUNDS								

REPORT 10 - FY 2024 DEPARTMENT REQUEST

DECISION ITEM DETAIL

Budget Unit	FY 2022	FY 2022	FY 2023	FY 2023	FY 2024	FY 2024	*****	*****
Decision Item	ACTUAL	ACTUAL	BUDGET	BUDGET	DEPT REQ	DEPT REQ	SECURED	SECURED
Budget Object Class	DOLLAR	FTE	DOLLAR	FTE	DOLLAR	FTE	COLUMN	COLUMN
NORTHWEST MO PSY REHAB CENTER								
DMH Increased Medication Costs - 1650005								
SUPPLIES	0	0.00	0	0.00	39,817	0.00	0	0.00
TOTAL - EE	0	0.00	0	0.00	39,817	0.00	0	0.00
GRAND TOTAL	\$0	0.00	\$0	0.00	\$39,817	0.00	\$0	0.00
GENERAL REVENUE	\$0	0.00	\$0	0.00	\$39,817	0.00		0.00
FEDERAL FUNDS	\$0	0.00	\$0	0.00	\$0	0.00		0.00
OTHER FUNDS	\$0	0.00	\$0	0.00	\$0	0.00		0.00



REPORT 10 - FY 2024 DEPARTMENT REQUEST

DECISION ITEM DETAIL

Budget Unit	FY 2022	FY 2022	FY 2023	FY 2023	FY 2024	FY 2024	*****	*****
Decision Item	ACTUAL	ACTUAL	BUDGET	BUDGET	DEPT REQ	DEPT REQ	SECURED	SECURED
Budget Object Class	DOLLAR	FTE	DOLLAR	FTE	DOLLAR	FTE	COLUMN	COLUMN
FORENSIC TRMT CENTER								
DMH Increased Medication Costs - 1650005								
SUPPLIES	0	0.00	0	0.00	149,934	0.00	0	0.00
TOTAL - EE	0	0.00	0	0.00	149,934	0.00	0	0.00
GRAND TOTAL	\$0	0.00	\$0	0.00	\$149,934	0.00	\$0	0.00
GENERAL REVENUE	\$0	0.00	\$0	0.00	\$149,934	0.00		0.00
FEDERAL FUNDS	\$0	0.00	\$0	0.00	\$0	0.00		0.00
OTHER FUNDS	\$0	0.00	\$0	0.00	\$0	0.00		0.00

REPORT 10 - FY 2024 DEPARTMENT REQUEST

DECISION ITEM DETAIL

Budget Unit	FY 2022	FY 2022	FY 2023	FY 2023	FY 2024	FY 2024	*****	*****
Decision Item	ACTUAL	ACTUAL	BUDGET	BUDGET	DEPT REQ	DEPT REQ	SECURED	SECURED
Budget Object Class	DOLLAR	FTE	DOLLAR	FTE	DOLLAR	FTE	COLUMN	COLUMN
SOUTHEAST MO MHC								
DMH Increased Medication Costs - 1650005								
SUPPLIES	0	0.00	0	0.00	84,266	0.00	0	0.00
TOTAL - EE	0	0.00	0	0.00	84,266	0.00	0	0.00
GRAND TOTAL	\$0	0.00	\$0	0.00	\$84,266	0.00	\$0	0.00
GENERAL REVENUE	\$0	0.00	\$0	0.00	\$84,266	0.00		0.00
FEDERAL FUNDS	\$0	0.00	\$0	0.00	\$0	0.00		0.00
OTHER FUNDS	\$0	0.00	\$0	0.00	\$0	0.00		0.00

REPORT 10 - FY 2024 DEPARTMENT REQUEST

DECISION ITEM DETAIL

Budget Unit	FY 2022	FY 2022	FY 2023	FY 2023	FY 2024	FY 2024	*****	*****
Decision Item	ACTUAL	ACTUAL	BUDGET	BUDGET	DEPT REQ	DEPT REQ	SECURED	SECURED
Budget Object Class	DOLLAR	FTE	DOLLAR	FTE	DOLLAR	FTE	COLUMN	COLUMN
CTR FOR BEHAVIORAL MEDICINE								
DMH Increased Medication Costs - 1650005								
SUPPLIES	0	0.00	0	0.00	75,577	0.00	0	0.00
TOTAL - EE	0	0.00	0	0.00	75,577	0.00	0	0.00
GRAND TOTAL	\$0	0.00	\$0	0.00	\$75,577	0.00	\$0	0.00
GENERAL REVENUE	\$0	0.00	\$0	0.00	\$75,577	0.00		0.00
FEDERAL FUNDS	\$0	0.00	\$0	0.00	\$0	0.00		0.00
OTHER FUNDS	\$0	0.00	\$0	0.00	\$0	0.00		0.00

REPORT 10 - FY 2024 DEPARTMENT REQUEST

DECISION ITEM DETAIL

Budget Unit	FY 2022	FY 2022	FY 2023	FY 2023	FY 2024	FY 2024	*****	*****
Decision Item	ACTUAL	ACTUAL	BUDGET	BUDGET	DEPT REQ	DEPT REQ	SECURED	SECURED
Budget Object Class	DOLLAR	FTE	DOLLAR	FTE	DOLLAR	FTE	COLUMN	COLUMN
HAWTHORN CHILD PSYCH HOSP								
DMH Increased Medication Costs - 1650005								
SUPPLIES	0	0.00	0	0.00	26,669	0.00	0	0.00
TOTAL - EE	0	0.00	0	0.00	26,669	0.00	0	0.00
GRAND TOTAL	\$0	0.00	\$0	0.00	\$26,669	0.00	\$0	0.00
GENERAL REVENUE	\$0	0.00	\$0	0.00	\$26,669	0.00		0.00
FEDERAL FUNDS	\$0	0.00	\$0	0.00	\$0	0.00		0.00
OTHER FUNDS	\$0	0.00	\$0	0.00	\$0	0.00		0.00

# **DBH Certified Community Behavioral Health Organizations**



**CORE DECISION ITEM**

<b>Department:</b> <u>Mental Health</u> <b>Division:</b> <u>Behavioral Health</u> <b>Core:</b> <u>Certified Community Behavioral Health Organizations</u>	<b>Budget Unit:</b> <u>66330C, 69213C &amp; 69277C</u> <b>HB Section:</b> <u>10.115</u>																																																																																										
<b>1. CORE FINANCIAL SUMMARY</b>																																																																																											
<table border="1" style="width:100%; border-collapse: collapse;"> <thead> <tr> <th></th> <th align="center" colspan="4">FY 2024 Budget Request</th> </tr> <tr> <th></th> <th align="center">GR</th> <th align="center">Federal</th> <th align="center">Other</th> <th align="center">Total</th> </tr> </thead> <tbody> <tr> <td>PS</td> <td align="right">0</td> <td align="right">0</td> <td align="right">0</td> <td align="right">0</td> </tr> <tr> <td>EE</td> <td align="right">0</td> <td align="right">0</td> <td align="right">0</td> <td align="right">0</td> </tr> <tr> <td>PSD</td> <td align="right">174,212,751</td> <td align="right">384,138,426</td> <td align="right">0</td> <td align="right">558,351,177</td> </tr> <tr> <td>TRF</td> <td align="right">0</td> <td align="right">0</td> <td align="right">0</td> <td align="right">0</td> </tr> <tr> <td><b>Total</b></td> <td align="right"><b>174,212,751</b></td> <td align="right"><b>384,138,426</b></td> <td align="right"><b>0</b></td> <td align="right"><b>558,351,177</b></td> </tr> <tr> <td><b>FTE</b></td> <td align="right"><b>0.00</b></td> <td align="right"><b>0.00</b></td> <td align="right"><b>0.00</b></td> <td align="right"><b>0.00</b></td> </tr> </tbody> </table> <table border="1" style="width:100%; border-collapse: collapse;"> <tr> <td style="width:10%;"><b>Est. Fringe</b></td> <td align="right" style="width:15%;">0</td> <td align="right" style="width:15%;">0</td> <td align="right" style="width:15%;">0</td> <td align="right" style="width:15%;">0</td> </tr> </table> <p><i>Note: Fringes budgeted in House Bill 5 except for certain fringes budgeted directly to MoDOT, Highway Patrol, and Conservation.</i></p> <p>Other Funds:    None</p>		FY 2024 Budget Request					GR	Federal	Other	Total	PS	0	0	0	0	EE	0	0	0	0	PSD	174,212,751	384,138,426	0	558,351,177	TRF	0	0	0	0	<b>Total</b>	<b>174,212,751</b>	<b>384,138,426</b>	<b>0</b>	<b>558,351,177</b>	<b>FTE</b>	<b>0.00</b>	<b>0.00</b>	<b>0.00</b>	<b>0.00</b>	<b>Est. Fringe</b>	0	0	0	0	<table border="1" style="width:100%; border-collapse: collapse;"> <thead> <tr> <th></th> <th align="center" colspan="4">FY 2024 Governor's Recommendation</th> </tr> <tr> <th></th> <th align="center">GR</th> <th align="center">Federal</th> <th align="center">Other</th> <th align="center">Total</th> </tr> </thead> <tbody> <tr> <td>PS</td> <td align="right">0</td> <td align="right">0</td> <td align="right">0</td> <td align="right">0</td> </tr> <tr> <td>EE</td> <td align="right">0</td> <td align="right">0</td> <td align="right">0</td> <td align="right">0</td> </tr> <tr> <td>PSD</td> <td align="right">0</td> <td align="right">0</td> <td align="right">0</td> <td align="right">0</td> </tr> <tr> <td>TRF</td> <td align="right">0</td> <td align="right">0</td> <td align="right">0</td> <td align="right">0</td> </tr> <tr> <td><b>Total</b></td> <td align="right"><b>0</b></td> <td align="right"><b>0</b></td> <td align="right"><b>0</b></td> <td align="right"><b>0</b></td> </tr> <tr> <td><b>FTE</b></td> <td align="right"><b>0.00</b></td> <td align="right"><b>0.00</b></td> <td align="right"><b>0.00</b></td> <td align="right"><b>0.00</b></td> </tr> </tbody> </table> <table border="1" style="width:100%; border-collapse: collapse;"> <tr> <td style="width:10%;"><b>Est. Fringe</b></td> <td align="right" style="width:15%;">0</td> <td align="right" style="width:15%;">0</td> <td align="right" style="width:15%;">0</td> <td align="right" style="width:15%;">0</td> </tr> </table> <p><i>Note: Fringes budgeted in House Bill 5 except for certain fringes budgeted directly to MoDOT, Highway Patrol, and Conservation.</i></p> <p>Other Funds:</p>		FY 2024 Governor's Recommendation					GR	Federal	Other	Total	PS	0	0	0	0	EE	0	0	0	0	PSD	0	0	0	0	TRF	0	0	0	0	<b>Total</b>	<b>0</b>	<b>0</b>	<b>0</b>	<b>0</b>	<b>FTE</b>	<b>0.00</b>	<b>0.00</b>	<b>0.00</b>	<b>0.00</b>	<b>Est. Fringe</b>	0	0	0	0
	FY 2024 Budget Request																																																																																										
	GR	Federal	Other	Total																																																																																							
PS	0	0	0	0																																																																																							
EE	0	0	0	0																																																																																							
PSD	174,212,751	384,138,426	0	558,351,177																																																																																							
TRF	0	0	0	0																																																																																							
<b>Total</b>	<b>174,212,751</b>	<b>384,138,426</b>	<b>0</b>	<b>558,351,177</b>																																																																																							
<b>FTE</b>	<b>0.00</b>	<b>0.00</b>	<b>0.00</b>	<b>0.00</b>																																																																																							
<b>Est. Fringe</b>	0	0	0	0																																																																																							
	FY 2024 Governor's Recommendation																																																																																										
	GR	Federal	Other	Total																																																																																							
PS	0	0	0	0																																																																																							
EE	0	0	0	0																																																																																							
PSD	0	0	0	0																																																																																							
TRF	0	0	0	0																																																																																							
<b>Total</b>	<b>0</b>	<b>0</b>	<b>0</b>	<b>0</b>																																																																																							
<b>FTE</b>	<b>0.00</b>	<b>0.00</b>	<b>0.00</b>	<b>0.00</b>																																																																																							
<b>Est. Fringe</b>	0	0	0	0																																																																																							

## CORE DECISION ITEM

<b>Department:</b> <u>Mental Health</u>	<b>Budget Unit:</b> <u>66330C, 69213C &amp; 69277C</u>
<b>Division:</b> <u>Behavioral Health</u>	
<b>Core:</b> <u>Certified Community Behavioral Health Organizations</u>	<b>HB Section:</b> <u>10.115</u>

**2. CORE DESCRIPTION**

For FY 2024, house bill sections previously referred to as Adult Community Programs (ACP) Certified Community Behavioral Health Organization (CCBHO), Youth Community Programs (YCP) CCBHO and Alcohol and Drug Abuse (ADA) CCBHO are combined to become Division of Behavioral Health (DBH) CCBHO.

Missouri is one of eight states selected by the federal Centers for Medicare & Medicaid Services (CMS) and Substance Abuse and Mental Health Services Administration (SAMHSA) to participate in a demonstration program, co-sponsored by Missouri's Senator Roy Blunt, to implement a Prospective Payment System (PPS) for the purchase of behavioral health services for certain Medicaid beneficiaries. The PPS is an actuarially sound cost-based reimbursement method that replaces the current Medicaid fee-for-service system which provides reimbursement for individual units of service provided. Instead, CCBHOs recognized by the Department of Mental Health (DMH) who are in substantial compliance with federal and state standards for CCBHOs receive a single, fixed payment amount for each day that they provide eligible CCBHO services to a Medicaid-eligible individual. Missouri currently has 18 CCBHOs that are participating in the federal demonstration, and two CCBHOs that are operating under the CCBHO State Plan Amendment, with one additional CCBHO onboarding within the next calendar year. Once complete, a total of 21 CCBHOs will cover all 114 counties in the State.

CCBHOs are designed to improve the availability, accessibility, and quality of community behavioral healthcare. CCBHOs integrate behavioral health with physical healthcare, while providing a comprehensive array of services that include crisis intervention, screening, treatment, prevention, peer and family support services, and wellness services for individuals with serious mental illnesses and substance use disorders. In addition, crisis services are offered through a variety of programming, including Behavioral Health Crisis Centers (BHCCs), which are community-based, short-term centers that triage, assess, and provide immediate care to individuals experiencing a mental health or substance use disorder crisis, and Community Behavioral Health Liaisons (CBHL) that work to form better community partnerships between Community Mental Health Centers, law enforcement, jails, and courts to save valuable resources that might otherwise be expended on unnecessary jail, prison, and hospital stays.

**3. PROGRAM LISTING (list programs included in this core funding)**

Certified Community Behavioral Health Organization (includes house bill sections previously referred to as ADA CCBHO, ACP CCBHO and YCP CCBHO)

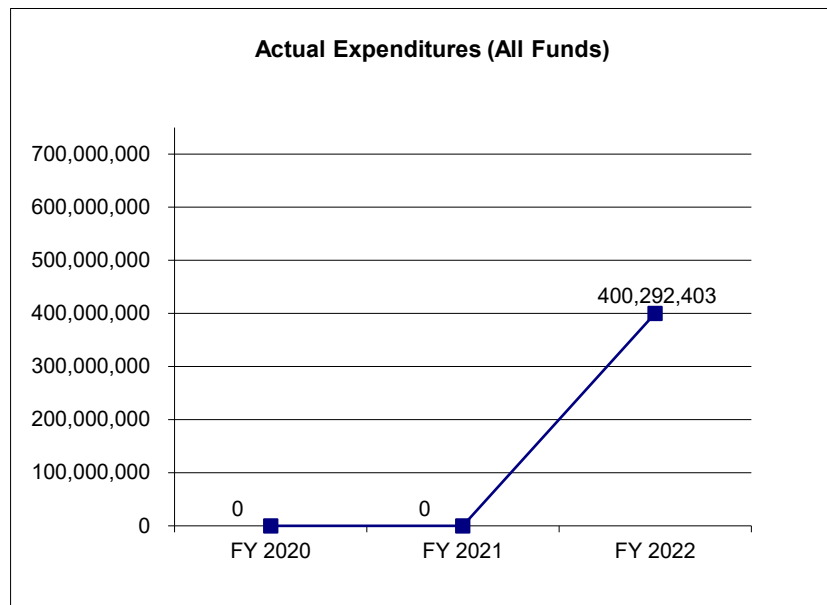


# **CORE DECISION ITEM**

<b>Department:</b> <u>Mental Health</u>	<b>Budget Unit:</b> <u>66330C, 69213C &amp; 69277C</u>
<b>Division:</b> <u>Behavioral Health</u>	
<b>Core:</b> <u>Certified Community Behavioral Health Organizations</u>	<b>HB Section:</b> <u>10.115</u>

## **4. FINANCIAL HISTORY**

	<b>FY 2020 Actual</b>	<b>FY 2021 Actual</b>	<b>FY 2022 Actual</b>	<b>FY 2023 Current Yr.</b>
Appropriation (All Funds)	0	12,800,145	436,048,512	558,351,177
Less Reverted (All Funds)	0	0	0	0
Less Restricted (All Funds)*	0	0	0	0
Budget Authority (All Funds)	0	12,800,145	436,048,512	558,351,177
Actual Expenditures (All Funds)	0	0	400,292,403	N/A
Unexpended (All Funds)	0	12,800,145	35,756,109	N/A
Unexpended, by Fund:				
General Revenue	0	0	0	N/A
Federal	0	12,800,145	35,756,109	N/A
Other	0	0	0	N/A
		<b>(1), (3)</b>	<b>(2), (3)</b>	<b>(2), (3)</b>



\*Current Year restricted amount is as of August 1, 2022.

Reverted includes the statutory three percent reserve amount (when applicable).

Restricted includes any Governor's expenditure restrictions which remained at the end of the fiscal year (when applicable).

## **NOTES:**

**(1)** This house bill was newly created during the FY 2021 legislative session. These expenditures have historically come from previous house bill sections within the DBH budget: ADA Treatment, ACP, and YCP.

**(2)** In FY 2022 and FY 2023, funding for the CCBHOs was reallocated into this section.

**(3)** In FY 2024, house bill sections previously referred to as ACP CCBHO, YCP CCBHO and ADA CCBHO are combined to become DBH CCBHO. All historical and FY 2023 anticipated expenditures are reported in the DBH CCBHO core and program form.

**CORE RECONCILIATION DETAIL**

**DEPARTMENT OF MENTAL HEALTH  
CCBHO SUD**

**5. CORE RECONCILIATION DETAIL**

				<b>Budget Class</b>	<b>FTE</b>	<b>GR</b>	<b>Federal</b>	<b>Other</b>	<b>Total</b>	<b>Explanation</b>
<b>TAFP AFTER VETOES</b>				PD	0.00	26,433,076	29,445,535	0	55,878,611	
<b>Total</b>					<b>0.00</b>	<b>26,433,076</b>	<b>29,445,535</b>	<b>0</b>	<b>55,878,611</b>	
<b>DEPARTMENT CORE ADJUSTMENTS</b>										
Core Reallocation	138	7597	PD	0.00		(235,302)	0	0	(235,302)	Reallocate appropriation within CCBHO SUD (approp 7597 to 7593) for DBH efficiencies.
Core Reallocation	139	7598	PD	0.00		0	(753,570)	0	(753,570)	Reallocate appropriation within CCBHO SUD (approp 7598 to 7594) for DBH efficiencies.
Core Reallocation	167	7593	PD	0.00		235,302	0	0	235,302	Reallocate appropriation within CCBHO SUD (approp 7597 to 7593) for DBH efficiencies.
Core Reallocation	168	7594	PD	0.00		0	753,570	0	753,570	Reallocate appropriation within CCBHO SUD (approp 7598 to 7594) for DBH efficiencies.
<b>NET DEPARTMENT CHANGES</b>					<b>0.00</b>	<b>0</b>	<b>0</b>	<b>0</b>	<b>0</b>	
<b>DEPARTMENT CORE REQUEST</b>				PD	0.00	26,433,076	29,445,535	0	55,878,611	
<b>Total</b>					<b>0.00</b>	<b>26,433,076</b>	<b>29,445,535</b>	<b>0</b>	<b>55,878,611</b>	
<b>GOVERNOR'S RECOMMENDED CORE</b>				PD	0.00	26,433,076	29,445,535	0	55,878,611	
<b>Total</b>					<b>0.00</b>	<b>26,433,076</b>	<b>29,445,535</b>	<b>0</b>	<b>55,878,611</b>	

## CORE RECONCILIATION DETAIL

### DEPARTMENT OF MENTAL HEALTH CCBHO MH

#### 5. CORE RECONCILIATION DETAIL

				Budget Class	FTE	GR	Federal	Other	Total	Explanation
<b>TAFP AFTER VETOES</b>				PD	0.00	113,641,602	274,864,492	0	388,506,094	
<b>Total</b>					<b>0.00</b>	<b>113,641,602</b>	<b>274,864,492</b>	<b>0</b>	<b>388,506,094</b>	
<b>DEPARTMENT CORE ADJUSTMENTS</b>										
1x Expenditures	582	2709	PD	0.00		0	(1,420,471)	0	(1,420,471)	Reduction of one-time funding due to the 988 Crisis Response NDI.
1x Expenditures	582	2711	PD	0.00		0	(5,260,022)	0	(5,260,022)	Reduction of one-time funding due to the 988 Crisis Response NDI.
Core Reallocation	140	7603	PD	0.00		(1,694,175)	0	0	(1,694,175)	Reallocate appropriation within CCBHO MH (approp 7603 to 7599) for DBH efficiencies.
Core Reallocation	141	7604	PD	0.00		0	(5,425,705)	0	(5,425,705)	Reallocate appropriation within CCBHO MH (approp 7604 to 7600) for DBH efficiencies.
Core Reallocation	169	7599	PD	0.00		1,694,175	0	0	1,694,175	Reallocate appropriation within CCBHO MH (approp 7603 to 7599) for DBH efficiencies.
Core Reallocation	170	7600	PD	0.00		0	5,425,705	0	5,425,705	Reallocate appropriation within CCBHO MH (approp 7604 to 7600) for DBH efficiencies.
<b>NET DEPARTMENT CHANGES</b>					<b>0.00</b>	<b>0</b>	<b>(6,680,493)</b>	<b>0</b>	<b>(6,680,493)</b>	
<b>DEPARTMENT CORE REQUEST</b>				PD	0.00	113,641,602	268,183,999	0	381,825,601	
<b>Total</b>					<b>0.00</b>	<b>113,641,602</b>	<b>268,183,999</b>	<b>0</b>	<b>381,825,601</b>	

CORE RECONCILIATION DETAIL

DEPARTMENT OF MENTAL HEALTH  
CCBHO MH

5. CORE RECONCILIATION DETAIL

	Budget Class	FTE	GR	Federal	Other	Total	Explanation
GOVERNOR'S RECOMMENDED CORE							
	PD	0.00	113,641,602	268,183,999	0	381,825,601	
	Total	0.00	113,641,602	268,183,999	0	381,825,601	

## CORE RECONCILIATION DETAIL

### DEPARTMENT OF MENTAL HEALTH CCBHO YCP

#### 5. CORE RECONCILIATION DETAIL

				Budget Class	FTE	GR	Federal	Other	Total	Explanation
<b>TAFP AFTER VETOES</b>				PD	0.00	34,138,073	86,508,892	0	120,646,965	
<b>Total</b>					<b>0.00</b>	<b>34,138,073</b>	<b>86,508,892</b>	<b>0</b>	<b>120,646,965</b>	
<b>DEPARTMENT CORE ADJUSTMENTS</b>										
Core Reallocation	142	7611	PD	0.00	(423,544)		0	0	(423,544)	Reallocate appropriation within CCBHO YCP (approp 7611 to 7605) for DBH efficiencies.
Core Reallocation	143	7612	PD	0.00		0	(1,356,426)	0	(1,356,426)	Reallocate appropriation within CCBHO YCP (approp 7612 to 7608) for DBH efficiencies.
Core Reallocation	171	7605	PD	0.00		423,544	0	0	423,544	Reallocate appropriation within CCBHO YCP (approp 7611 to 7605) for DBH efficiencies.
Core Reallocation	172	7608	PD	0.00		0	1,356,426	0	1,356,426	Reallocate appropriation within CCBHO YCP (approp 7612 to 7608) for DBH efficiencies.
<b>NET DEPARTMENT CHANGES</b>					<b>0.00</b>	<b>0</b>	<b>0</b>	<b>0</b>	<b>0</b>	
<b>DEPARTMENT CORE REQUEST</b>				PD	0.00	34,138,073	86,508,892	0	120,646,965	
<b>Total</b>					<b>0.00</b>	<b>34,138,073</b>	<b>86,508,892</b>	<b>0</b>	<b>120,646,965</b>	
<b>GOVERNOR'S RECOMMENDED CORE</b>				PD	0.00	34,138,073	86,508,892	0	120,646,965	
<b>Total</b>					<b>0.00</b>	<b>34,138,073</b>	<b>86,508,892</b>	<b>0</b>	<b>120,646,965</b>	

# REPORT 9 - FY 2024 DEPARTMENT REQUEST

# DECISION ITEM SUMMARY

Budget Unit								
Decision Item	FY 2022	FY 2022	FY 2023	FY 2023	FY 2024	FY 2024	*****	*****
Budget Object Summary	ACTUAL	ACTUAL	BUDGET	BUDGET	DEPT REQ	DEPT REQ	SECURED	SECURED
Fund	DOLLAR	FTE	DOLLAR	FTE	DOLLAR	FTE	COLUMN	COLUMN
<b>CCBHO SUD</b>								
<b>CORE</b>								
PROGRAM-SPECIFIC								
GENERAL REVENUE	21,157,854	0.00	26,433,076	0.00	26,433,076	0.00	0	0.00
DEPT MENTAL HEALTH	20,109,475	0.00	29,133,096	0.00	29,133,096	0.00	0	0.00
CHILDRENS HEALTH INSURANCE	97,767	0.00	312,439	0.00	312,439	0.00	0	0.00
TOTAL - PD	41,365,096	0.00	55,878,611	0.00	55,878,611	0.00	0	0.00
<b>TOTAL</b>	<b>41,365,096</b>	<b>0.00</b>	<b>55,878,611</b>	<b>0.00</b>	<b>55,878,611</b>	<b>0.00</b>	<b>0</b>	<b>0.00</b>
<b>DMH CCBHO MEI - 1650006</b>								
PROGRAM-SPECIFIC								
GENERAL REVENUE	0	0.00	0	0.00	762,667	0.00	0	0.00
DEPT MENTAL HEALTH	0	0.00	0	0.00	776,517	0.00	0	0.00
TOTAL - PD	0	0.00	0	0.00	1,539,184	0.00	0	0.00
<b>TOTAL</b>	<b>0</b>	<b>0.00</b>	<b>0</b>	<b>0.00</b>	<b>1,539,184</b>	<b>0.00</b>	<b>0</b>	<b>0.00</b>
<b>DMH UTILIZATION - 1650012</b>								
PROGRAM-SPECIFIC								
GENERAL REVENUE	0	0.00	0	0.00	767,336	0.00	0	0.00
DEPT MENTAL HEALTH	0	0.00	0	0.00	2,860,789	0.00	0	0.00
TOTAL - PD	0	0.00	0	0.00	3,628,125	0.00	0	0.00
<b>TOTAL</b>	<b>0</b>	<b>0.00</b>	<b>0</b>	<b>0.00</b>	<b>3,628,125</b>	<b>0.00</b>	<b>0</b>	<b>0.00</b>
<b>GRAND TOTAL</b>	<b>\$41,365,096</b>	<b>0.00</b>	<b>\$55,878,611</b>	<b>0.00</b>	<b>\$61,045,920</b>	<b>0.00</b>	<b>\$0</b>	<b>0.00</b>

9/20/22 19:26

im\_disummary

# REPORT 9 - FY 2024 DEPARTMENT REQUEST

# DECISION ITEM SUMMARY

Budget Unit								
Decision Item	FY 2022	FY 2022	FY 2023	FY 2023	FY 2024	FY 2024	*****	*****
Budget Object Summary	ACTUAL	ACTUAL	BUDGET	BUDGET	DEPT REQ	DEPT REQ	SECURED	SECURED
Fund	DOLLAR	FTE	DOLLAR	FTE	DOLLAR	FTE	COLUMN	COLUMN
<b>CCBHO MH</b>								
<b>CORE</b>								
PROGRAM-SPECIFIC								
GENERAL REVENUE	72,757,279	0.00	113,641,602	0.00	113,641,602	0.00	0	0.00
DEPT MENTAL HEALTH	187,280,920	0.00	266,264,368	0.00	266,264,368	0.00	0	0.00
CHILDRENS HEALTH INSURANCE	414,500	0.00	1,919,631	0.00	1,919,631	0.00	0	0.00
BUDGET STABILIZATION	0	0.00	6,680,493	0.00	0	0.00	0	0.00
TOTAL - PD	260,452,699	0.00	388,506,094	0.00	381,825,601	0.00	0	0.00
<b>TOTAL</b>	<b>260,452,699</b>	<b>0.00</b>	<b>388,506,094</b>	<b>0.00</b>	<b>381,825,601</b>	<b>0.00</b>	<b>0</b>	<b>0.00</b>
<b>DMH 988 Crisis Resp GR Pickup - 1650004</b>								
PROGRAM-SPECIFIC								
GENERAL REVENUE	0	0.00	0	0.00	8,907,323	0.00	0	0.00
DEPT MENTAL HEALTH	0	0.00	0	0.00	2,683,112	0.00	0	0.00
TOTAL - PD	0	0.00	0	0.00	11,590,435	0.00	0	0.00
<b>TOTAL</b>	<b>0</b>	<b>0.00</b>	<b>0</b>	<b>0.00</b>	<b>11,590,435</b>	<b>0.00</b>	<b>0</b>	<b>0.00</b>
<b>DMH Jail-Based Competency Rest - 1650007</b>								
PROGRAM-SPECIFIC								
GENERAL REVENUE	0	0.00	0	0.00	2,000,000	0.00	0	0.00
TOTAL - PD	0	0.00	0	0.00	2,000,000	0.00	0	0.00
<b>TOTAL</b>	<b>0</b>	<b>0.00</b>	<b>0</b>	<b>0.00</b>	<b>2,000,000</b>	<b>0.00</b>	<b>0</b>	<b>0.00</b>
<b>DMH CCBHO MEI - 1650006</b>								
PROGRAM-SPECIFIC								
GENERAL REVENUE	0	0.00	0	0.00	3,208,660	0.00	0	0.00
DEPT MENTAL HEALTH	0	0.00	0	0.00	7,314,735	0.00	0	0.00
TOTAL - PD	0	0.00	0	0.00	10,523,395	0.00	0	0.00
<b>TOTAL</b>	<b>0</b>	<b>0.00</b>	<b>0</b>	<b>0.00</b>	<b>10,523,395</b>	<b>0.00</b>	<b>0</b>	<b>0.00</b>
<b>DMH UTILIZATION - 1650012</b>								
PROGRAM-SPECIFIC								
GENERAL REVENUE	0	0.00	0	0.00	1,915,952	0.00	0	0.00

9/20/22 19:26

im\_disummary

REPORT 9 - FY 2024 DEPARTMENT REQUEST

DECISION ITEM SUMMARY

Budget Unit								
Decision Item	FY 2022	FY 2022	FY 2023	FY 2023	FY 2024	FY 2024	*****	*****
Budget Object Summary	ACTUAL	ACTUAL	BUDGET	BUDGET	DEPT REQ	DEPT REQ	SECURED	SECURED
Fund	DOLLAR	FTE	DOLLAR	FTE	DOLLAR	FTE	COLUMN	COLUMN
CCBHO MH								
DMH UTILIZATION - 1650012								
PROGRAM-SPECIFIC								
DEPT MENTAL HEALTH	0	0.00	0	0.00	6,518,357	0.00	0	0.00
TOTAL - PD	0	0.00	0	0.00	8,434,309	0.00	0	0.00
TOTAL	0	0.00	0	0.00	8,434,309	0.00	0	0.00
GRAND TOTAL	\$260,452,699	0.00	\$388,506,094	0.00	\$414,373,740	0.00	\$0	0.00



# REPORT 9 - FY 2024 DEPARTMENT REQUEST

# DECISION ITEM SUMMARY

Budget Unit								
Decision Item	FY 2022	FY 2022	FY 2023	FY 2023	FY 2024	FY 2024	*****	*****
Budget Object Summary	ACTUAL	ACTUAL	BUDGET	BUDGET	DEPT REQ	DEPT REQ	SECURED	SECURED
Fund	DOLLAR	FTE	DOLLAR	FTE	DOLLAR	FTE	COLUMN	COLUMN
<b>CCBHO YCP</b>								
<b>CORE</b>								
PROGRAM-SPECIFIC								
GENERAL REVENUE	28,195,204	0.00	34,138,073	0.00	34,138,073	0.00	0	0.00
DEPT MENTAL HEALTH	67,859,933	0.00	84,225,546	0.00	84,225,546	0.00	0	0.00
CHILDRENS HEALTH INSURANCE	2,419,470	0.00	2,283,346	0.00	2,283,346	0.00	0	0.00
TOTAL - PD	98,474,607	0.00	120,646,965	0.00	120,646,965	0.00	0	0.00
<b>TOTAL</b>	<b>98,474,607</b>	<b>0.00</b>	<b>120,646,965</b>	<b>0.00</b>	<b>120,646,965</b>	<b>0.00</b>	<b>0</b>	<b>0.00</b>
<b>DMH CCBHO MEI - 1650006</b>								
PROGRAM-SPECIFIC								
GENERAL REVENUE	0	0.00	0	0.00	965,554	0.00	0	0.00
DEPT MENTAL HEALTH	0	0.00	0	0.00	2,313,118	0.00	0	0.00
TOTAL - PD	0	0.00	0	0.00	3,278,672	0.00	0	0.00
<b>TOTAL</b>	<b>0</b>	<b>0.00</b>	<b>0</b>	<b>0.00</b>	<b>3,278,672</b>	<b>0.00</b>	<b>0</b>	<b>0.00</b>
<b>DMH UTILIZATION - 1650012</b>								
PROGRAM-SPECIFIC								
GENERAL REVENUE	0	0.00	0	0.00	2,781,467	0.00	0	0.00
DEPT MENTAL HEALTH	0	0.00	0	0.00	8,921,086	0.00	0	0.00
TOTAL - PD	0	0.00	0	0.00	11,702,553	0.00	0	0.00
<b>TOTAL</b>	<b>0</b>	<b>0.00</b>	<b>0</b>	<b>0.00</b>	<b>11,702,553</b>	<b>0.00</b>	<b>0</b>	<b>0.00</b>
<b>GRAND TOTAL</b>	<b>\$98,474,607</b>	<b>0.00</b>	<b>\$120,646,965</b>	<b>0.00</b>	<b>\$135,628,190</b>	<b>0.00</b>	<b>\$0</b>	<b>0.00</b>

9/20/22 19:26

im\_disummary

## FLEXIBILITY REQUEST FORM

<b>BUDGET UNIT NUMBER:</b>	66330C, 69213C, 69277C	<b>DEPARTMENT:</b>	Mental Health
<b>BUDGET UNIT NAME:</b>	DBH CCBHO	<b>DIVISION:</b>	Behavioral Health
<b>HOUSE BILL SECTION:</b>	10.115		

**1. Provide the amount by fund of personal service flexibility and the amount by fund of expense and equipment flexibility you are requesting in dollar and percentage terms and explain why the flexibility is needed. If flexibility is being requested among divisions, provide the amount by fund of flexibility you are requesting in dollar and percentage terms and explain why the flexibility is needed.**

### DEPARTMENT REQUEST

The Division of Behavioral Health (DBH) is requesting 100% flexibility between DBH Certified Community Behavioral Health Organizations (CCBHOs) MO HealthNet and Non-MO HealthNet appropriations for FY 2024. Also, 50% flexibility for payment of services to CCBHOs between sections indicated in 10.110 and 10.115. The information below shows a 100% calculation for DBH CCBHOs MO HealthNet and Non-MO HealthNet FY 2024 budgets.

Section	PS or E&E	Budget	% Flex	Flex Amount
CCBHO SUD Non-MO HealthNet - GR	PSD	\$18,214,116	100%	\$18,214,116
CCBHO SUD MO HealthNet - GR	PSD	<u>9,748,963</u>	<u>100%</u>	<u>\$9,748,963</u>
<i>Total Request</i>		\$27,963,079	100%	\$27,963,079
CCBHO SUD Non-MO HealthNet - FED	PSD	\$1,100,000	100%	\$1,100,000
CCBHO SUD MO HealthNet - FED	PSD	<u>31,670,401</u>	<u>100%</u>	<u>\$31,670,401</u>
<i>Total Request</i>		\$32,770,401	100%	\$32,770,401
CCBHO MH Non-MO HealthNet - GR	PSD	\$49,242,566	100%	\$49,242,566
CCBHO MH MO HealthNet - GR	PSD	<u>80,430,971</u>	<u>100%</u>	<u>\$80,430,971</u>
<i>Total Request</i>		\$129,673,537	100%	\$129,673,537
CCBHO MH Non-MO HealthNet - FED	PSD	\$2,194,518	100%	\$2,194,518
CCBHO MH MO HealthNet - FED	PSD	<u>280,586,054</u>	<u>100%</u>	<u>\$280,586,054</u>
<i>Total Request</i>		\$282,780,572	100%	\$282,780,572
CCBHO YCP Non-MO HealthNet - GR	PSD	\$8,241,529	100%	\$8,241,529
CCBHO YCP MO HealthNet - GR	PSD	<u>29,643,565</u>	<u>100%</u>	<u>\$29,643,565</u>
<i>Total Request</i>		\$37,885,094	100%	\$37,885,094
CCBHO YCP Non-MO HealthNet - FED	PSD	\$719,465	100%	\$719,465
CCBHO YCP MO HealthNet - FED	PSD	<u>94,740,285</u>	<u>100%</u>	<u>\$94,740,285</u>
<i>Total Request</i>		\$95,459,750	100%	\$95,459,750

## FLEXIBILITY REQUEST FORM

<b>BUDGET UNIT NUMBER:</b> 66330C, 69213C, 69277C <b>BUDGET UNIT NAME:</b> DBH CCBHO <b>HOUSE BILL SECTION:</b> 10.115	<b>DEPARTMENT:</b> Mental Health <b>DIVISION:</b> Behavioral Health
------------------------------------------------------------------------------------------------------------------------------	------------------------------------------------------------------------

**1. Provide the amount by fund of personal service flexibility and the amount by fund of expense and equipment flexibility you are requesting in dollar and percentage terms and explain why the flexibility is needed. If flexibility is being requested among divisions, provide the amount by fund of flexibility you are requesting in dollar and percentage terms and explain why the flexibility is needed.**

### DEPARTMENT REQUEST

The Division of Behavioral Health (DBH) is requesting 100% flexibility between DBH Certified Community Behavioral Health Organizations (CCBHOs) MO HealthNet and Non-MO HealthNet appropriations for FY 2024. Also, 50% flexibility for payment of services to CCBHOs between sections indicated in 10.110 and 10.115. The information below shows a 100% calculation for DBH CCBHOs MO HealthNet and Non-MO HealthNet FY 2024 budgets.

Section	PS or E&E	Budget	% Flex	Flex Amount
CCBHO SUD - FED CHIP	PSD	\$312,439	100%	\$312,439
CCBHO MH - FED CHIP	PSD	\$1,919,631	100%	\$1,919,631
CCBHO YCP - FED CHIP	PSD	<u>\$2,283,346</u>	<u>100%</u>	<u>\$2,283,346</u>
<i>Total Request</i>		\$4,202,977	100%	\$4,202,977

**2. Estimate how much flexibility will be used for the budget year. How much flexibility was used in the Prior Year Budget and the Current Year Budget? Please specify the amount.**

PRIOR YEAR ACTUAL AMOUNT OF FLEXIBILITY USED	CURRENT YEAR ESTIMATED AMOUNT OF FLEXIBILITY THAT WILL BE USED	DEPARTMENT REQUEST ESTIMATED AMOUNT OF FLEXIBILITY THAT WILL BE USED
ADA CCBHO Medicaid GR (\$3,262,061) ADA CCBHO Non-Medicaid GR \$6,262,061 CPS CCBHO ACP Medicaid GR (\$8,230,301) CPS CCBHO ACP Medicaid FED \$30,000,000 CPS CCBHO ACP Non-Medicaid GR \$8,230,301 CPS CCBHO YCP Medicaid GR \$6,379,168 CPS CCBHO YCP Medicaid FED \$24,175,587 CPS CCBHO YCP Non-Medicaid GR \$173,511	Flexibility usage is difficult to estimate at this time.	Flexibility usage is difficult to estimate at this time.

### FLEXIBILITY REQUEST FORM

<b>BUDGET UNIT NUMBER:</b> 66330C, 69213C, 69277C <b>BUDGET UNIT NAME:</b> DBH CCBHO <b>HOUSE BILL SECTION:</b> 10.115	<b>DEPARTMENT:</b> Mental Health <b>DIVISION:</b> Behavioral Health
------------------------------------------------------------------------------------------------------------------------------	------------------------------------------------------------------------

3. Please explain how flexibility was used in the prior and/or current year.	
PRIOR YEAR EXPLAIN ACTUAL USE	CURRENT YEAR EXPLAIN PLANNED USE
In FY 2022, flex was used within the CCBHO sections (ADA, ACP and YCP), as well as sections ADA Treatment, CPS Treatment, ACP, and YCP. These transfers were necessary to cover provider payments.	Flexibility usage is difficult to estimate at this time.

REPORT 10 - FY 2024 DEPARTMENT REQUEST

DECISION ITEM DETAIL

Budget Unit	FY 2022	FY 2022	FY 2023	FY 2023	FY 2024	FY 2024	*****	*****
Decision Item	ACTUAL	ACTUAL	BUDGET	BUDGET	DEPT REQ	DEPT REQ	SECURED	SECURED
Budget Object Class	DOLLAR	FTE	DOLLAR	FTE	DOLLAR	FTE	COLUMN	COLUMN
CCBHO SUD								
CORE								
PROGRAM DISTRIBUTIONS	41,365,096	0.00	55,878,611	0.00	55,878,611	0.00	0	0.00
TOTAL - PD	41,365,096	0.00	55,878,611	0.00	55,878,611	0.00	0	0.00
GRAND TOTAL	\$41,365,096	0.00	\$55,878,611	0.00	\$55,878,611	0.00	\$0	0.00
GENERAL REVENUE	\$21,157,854	0.00	\$26,433,076	0.00	\$26,433,076	0.00		0.00
FEDERAL FUNDS	\$20,207,242	0.00	\$29,445,535	0.00	\$29,445,535	0.00		0.00
OTHER FUNDS	\$0	0.00	\$0	0.00	\$0	0.00		0.00

REPORT 10 - FY 2024 DEPARTMENT REQUEST

DECISION ITEM DETAIL

Budget Unit	FY 2022	FY 2022	FY 2023	FY 2023	FY 2024	FY 2024	*****	*****
Decision Item	ACTUAL	ACTUAL	BUDGET	BUDGET	DEPT REQ	DEPT REQ	SECURED	SECURED
Budget Object Class	DOLLAR	FTE	DOLLAR	FTE	DOLLAR	FTE	COLUMN	COLUMN
CCBHO MH								
CORE								
PROGRAM DISTRIBUTIONS	260,452,699	0.00	388,506,094	0.00	381,825,601	0.00	0	0.00
TOTAL - PD	260,452,699	0.00	388,506,094	0.00	381,825,601	0.00	0	0.00
GRAND TOTAL	\$260,452,699	0.00	\$388,506,094	0.00	\$381,825,601	0.00	\$0	0.00
GENERAL REVENUE	\$72,757,279	0.00	\$113,641,602	0.00	\$113,641,602	0.00		0.00
FEDERAL FUNDS	\$187,695,420	0.00	\$274,864,492	0.00	\$268,183,999	0.00		0.00
OTHER FUNDS	\$0	0.00	\$0	0.00	\$0	0.00		0.00

REPORT 10 - FY 2024 DEPARTMENT REQUEST

DECISION ITEM DETAIL

Budget Unit	FY 2022	FY 2022	FY 2023	FY 2023	FY 2024	FY 2024	*****	*****
Decision Item	ACTUAL	ACTUAL	BUDGET	BUDGET	DEPT REQ	DEPT REQ	SECURED	SECURED
Budget Object Class	DOLLAR	FTE	DOLLAR	FTE	DOLLAR	FTE	COLUMN	COLUMN
CCBHO YCP								
CORE								
PROGRAM DISTRIBUTIONS	98,474,607	0.00	120,646,965	0.00	120,646,965	0.00	0	0.00
TOTAL - PD	98,474,607	0.00	120,646,965	0.00	120,646,965	0.00	0	0.00
GRAND TOTAL	\$98,474,607	0.00	\$120,646,965	0.00	\$120,646,965	0.00	\$0	0.00
GENERAL REVENUE	\$28,195,204	0.00	\$34,138,073	0.00	\$34,138,073	0.00		0.00
FEDERAL FUNDS	\$70,279,403	0.00	\$86,508,892	0.00	\$86,508,892	0.00		0.00
OTHER FUNDS	\$0	0.00	\$0	0.00	\$0	0.00		0.00

## PROGRAM DESCRIPTION

<b>Department:</b> <u>Mental Health</u>	<b>HB Section(s):</b> <u>10.115</u>
<b>Program Name:</b> <u>Certified Community Behavioral Health Organization</u>	
<b>Program is found in the following core budget(s):</b> <u>DBH CCBHO</u>	

**1a. What strategic priority does this program address?**

Advance supports for recovery from behavioral health conditions and decrease premature deaths associated with co-morbid conditions, suicide, opioid and other substance-related deaths and other mental health conditions.

**1b. What does this program do?**

Certified Community Behavioral Health Organizations (CCBHOs) provide services to adults who have moderate or serious mental illnesses (SMI); youth who have serious emotional disturbances (SED); individuals with mild or moderate mental illnesses and/or substance use disorders (SUD), and complex health conditions.

CCBHOs are required to provide a comprehensive array of services, including psychiatric rehabilitation, healthcare homes, and outpatient mental health (MH) and SUD treatment, which include medication services. CCBHOs must provide timely access to evaluation and treatment; most offer open access at many sites. Treatment is patient centered, and includes risk assessment and crisis prevention planning. CCBHOs are required to provide primary care screening and monitoring of key health indicators and health risk. In each service area the CCBHOs must provide crisis mental health services, including a 24-hour crisis line and a mobile response team. CCBHOs provide peer support and family support services.

CCBHOs are required to have a variety of staff to enhance and improve services. CCBHOs provide professional treatment for individuals by employing professionals with expertise and training in evidence-based practices for trauma related disorders, smoking cessation, wellness, suicide prevention, Medication Assisted Treatment, and motivational interviewing. CCBHOs employ Community Behavioral Health Liaisons that assist law enforcement, jails, and courts by facilitating access to behavioral health services. They also have Emergency Room Enhancement (ERE) programs to help divert individuals from unnecessary visits to the ER or hospitalizations.

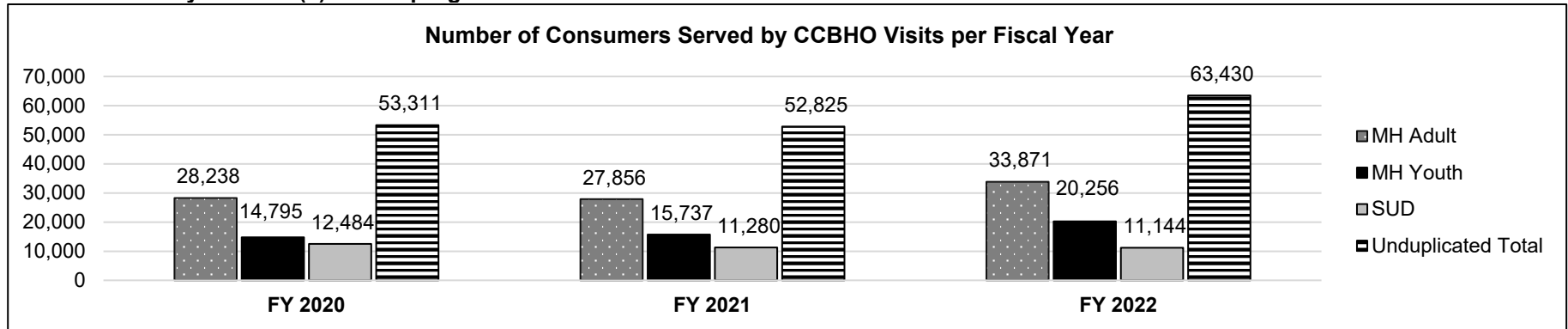
A key feature of the CCBHO initiative is a focus on quality and outcomes. The CCBHOs are required to perform successfully on a variety of different outcome measures in this pay-for-performance model. This core funding allows to further shift toward paying for service quality versus service volume.



## PROGRAM DESCRIPTION

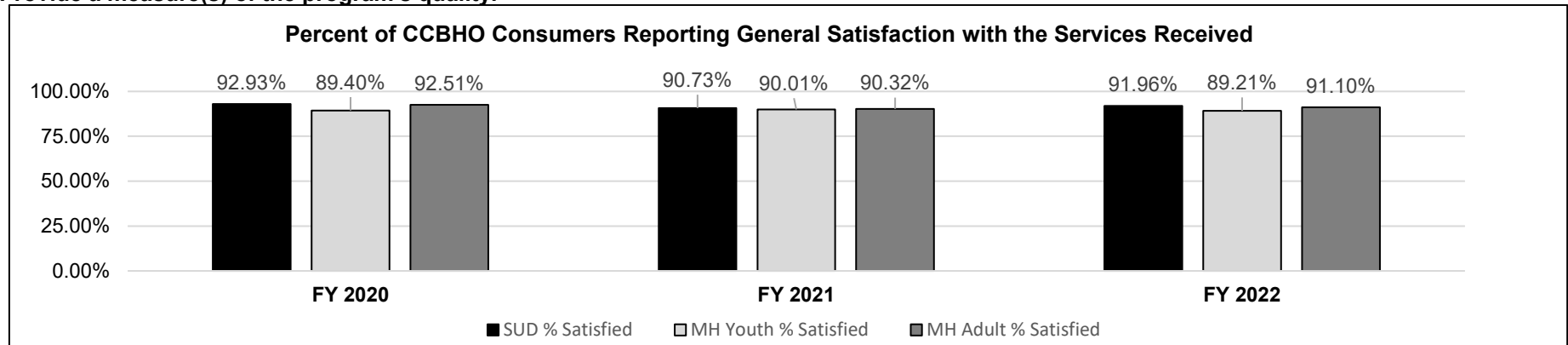
Department: <b>Mental Health</b>	HB Section(s): <b>10.115</b>
Program Name: <b>Certified Community Behavioral Health Organization</b>	
Program is found in the following core budget(s): <b>DBH CCBHO</b>	

2a. Provide an activity measure(s) for the program.



**NOTE:** These data show the number of consumers served per fiscal year in CCBHO paid visits. Consumers can be served via Fee-for-Service and CCBHO visits within the same time period. These data exclude the Medicaid expansion population and other programs that are paid by fund sources outside of the Department of Mental Health (DMH) budget.

2b. Provide a measure(s) of the program's quality.

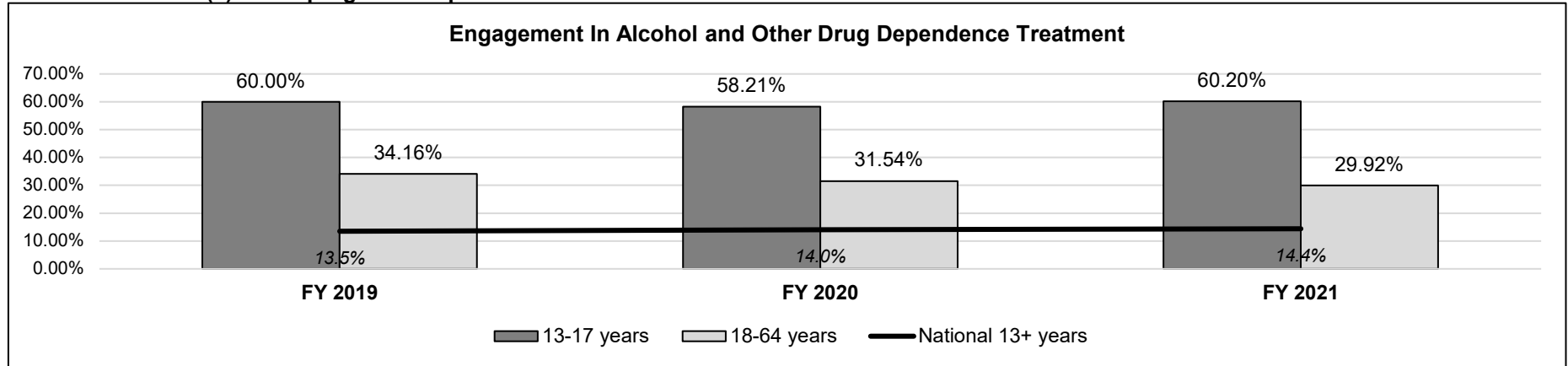


**NOTE:** The columns in the chart above show the percentage of youth and adults who are generally satisfied with services that were provided by CCBHO providers.

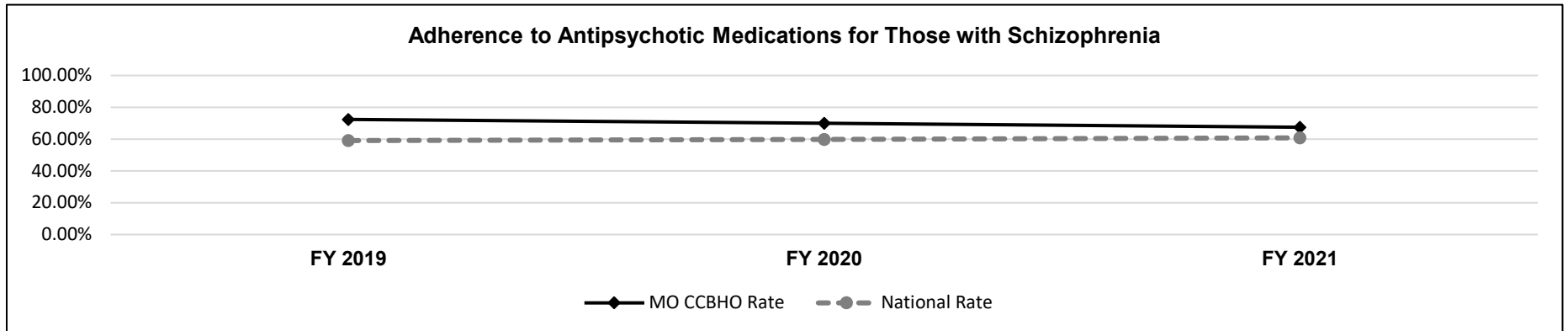
## PROGRAM DESCRIPTION

Department: <b>Mental Health</b>	HB Section(s): <b>10.115</b>
Program Name: <b>Certified Community Behavioral Health Organization</b>	
Program is found in the following core budget(s): <b>DBH CCBHO</b>	

### 2c. Provide a measure(s) of the program's impact.



**Note:** The youth and adult rates for Missouri CCBHO providers are above the national average for adults (ages 13+). A national rate for youth is not available. This measure shows the rate at which providers engage individuals in treatment. The annual national rates are from the HEDIS Measures, IET, for the measure years 2018, 2019, and 2020. FY 2022 data is not yet available.

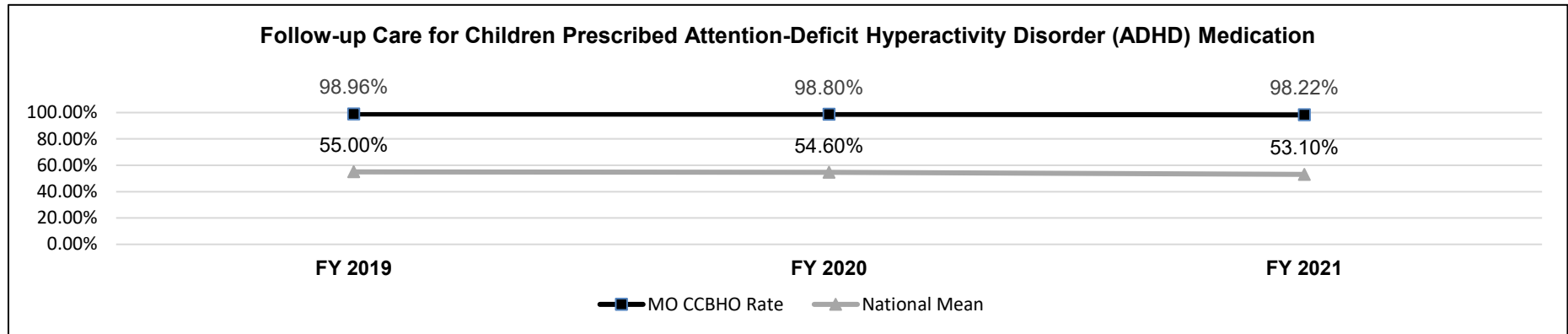


**Note:** The rates show percentage of CCBHO consumers ages 18-64 who remained on an antipsychotic medication for at least 80% of their treatment period. The antipsychotic medication adherence rates for Missouri CCBHOs are higher than the overall national rates. The annual national rates are from the HEDIS Measures, SAA, for the measure years 2018, 2019, and 2020. FY 2022 data is not yet available.

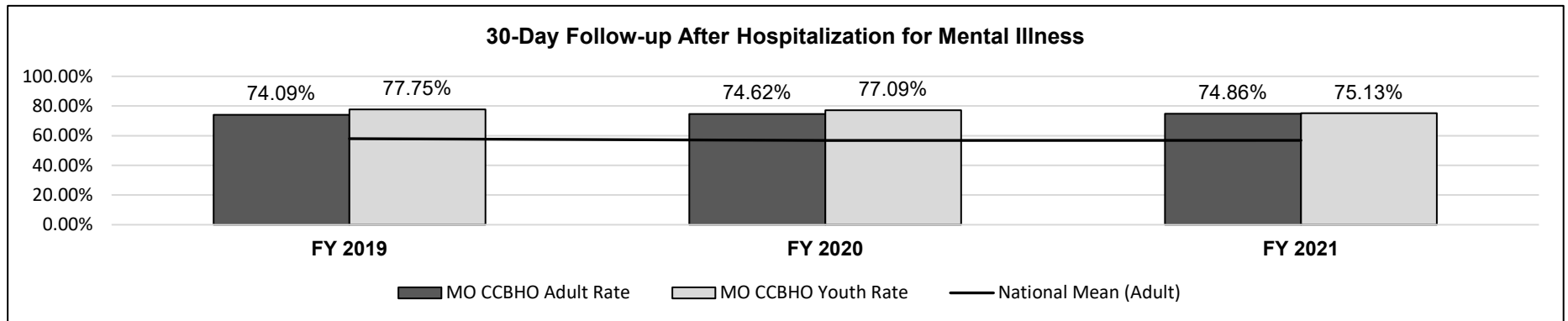
## PROGRAM DESCRIPTION

Department: <b>Mental Health</b>	HB Section(s): <b>10.115</b>
Program Name: <b>Certified Community Behavioral Health Organization</b>	
Program is found in the following core budget(s): <b>DBH CCBHO</b>	

### 2c. Provide a measure(s) of the program's impact.



**Note:** The rates show the percentage of children (ages 6-12) who remained on an ADHD medication for at least 210 days and who had a follow-up appointment with a practitioner in addition to the initial visit. The Missouri CCBHO rates are above the average national rates. The annual national rates are from the HEDIS Measures, ADD-Follow-Up Care During Continuation of Treatment, for the measure years 2018, 2019, and 2020. FY 2022 data is not yet available.



**Note:** The rates show the percentage of discharges for which the CCBHO consumers received follow-up within 30 days of discharge. The Missouri CCBHO rates are above the average national rates. The annual national rates are from the HEDIS Measures, Adult FUH, for the measure years 2018, 2019, and 2020. A national rate for youth is not available. FY 2022 data is not yet available.

## PROGRAM DESCRIPTION

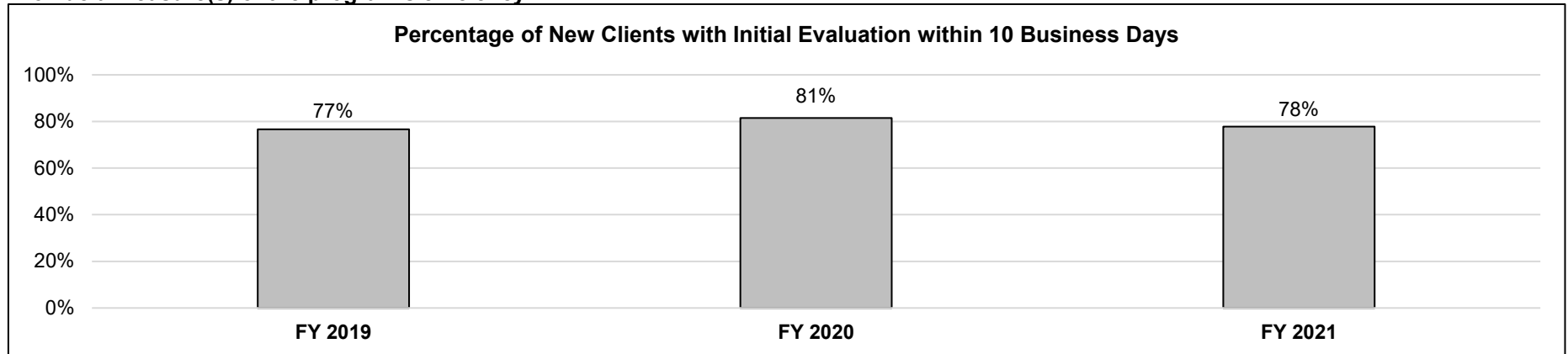
Department: **Mental Health**

HB Section(s): **10.115**

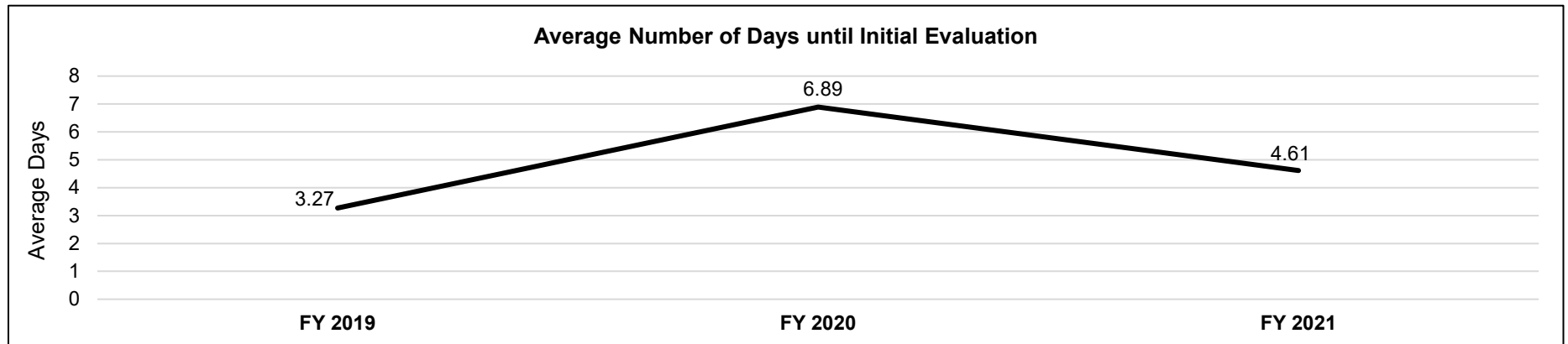
Program Name: **Certified Community Behavioral Health Organization**

Program is found in the following core budget(s): **DBH CCBHO**

2d. Provide a measure(s) of the program's efficiency.



**NOTE:** The chart above shows the rate at which CCBHO providers complete an initial evaluation for a consumer within ten days by fiscal year. FY 2022 data is not yet available.



**NOTE:** The chart above shows the average number of days for individuals to receive an initial evaluation at a CCBHO provider by fiscal year. FY 2022 data is not yet available.

## PROGRAM DESCRIPTION

Department: **Mental Health**

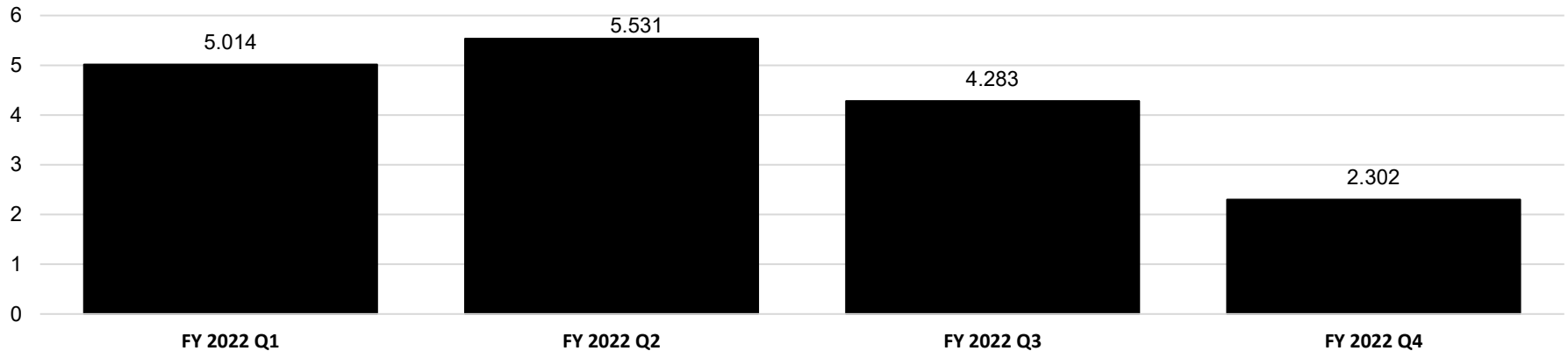
HB Section(s): **10.115**

Program Name: **Certified Community Behavioral Health Organization**

Program is found in the following core budget(s): **DBH CCBHO**

2d. Provide a measure(s) of the program's efficiency.

**Community Behavioral Health Liaisons (CBHL) Days to Attempted First Contact**



**NOTE:** CBHLs handled 22,063 referrals during FY 2022. The chart above shows the average number of days it took to attempt the first contact with referred individuals.

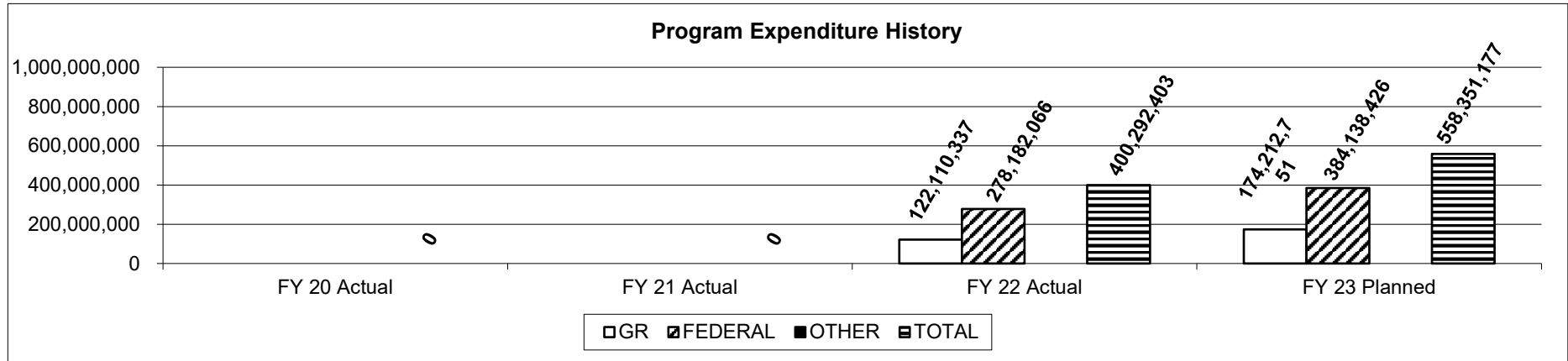
**Law Enforcement Time (in minutes) on Site for Behavioral Health Crisis Center (BHCC) Referrals**



**NOTE:** The time (in minutes) on site metric removes 11 outliers of more than 120 minutes and all law enforcement referrals where the time in and time out are the same.

## PROGRAM DESCRIPTION

<b>Department:</b> Mental Health	<b>HB Section(s):</b> 10.115
<b>Program Name:</b> Certified Community Behavioral Health Organization	
<b>Program is found in the following core budget(s):</b> DBH CCBHO	
<b>3. Provide actual expenditures for the prior three fiscal years and planned expenditures for the current fiscal year. (Note: Amounts do not include fringe benefit costs.)</b>	



**Note:** This house bill was newly created during the FY 2021 legislative session. For FY 2024, house bill sections previously referred to as Adult Community Programs (ACP) CCBHO, Youth Community Programs (YCP) CCBHO and Alcohol and Drug Abuse (ADA) CCBHO are combined to become Division of Behavioral Health (DBH) CCBHO. All historical and FY 2023 anticipated expenditures are reported in the DBH CCBHO core and program form.

**4. What are the sources of the "Other " funds?**

None.

**5. What is the authorization for this program, i.e., federal or state statute, etc.? (Include the federal program number, if applicable.)**

Sections 630.405 - 630.460, 631.010, 632.010.1, 632.010.2(1), 632.050, 632.055 and 191.831, RSMo.

**6. Are there federal matching requirements? If yes, please explain.**

Some of the expenditures made are for MO HealthNet services requiring a state match. In addition, the federal Substance Abuse Prevention and Treatment and Community Mental Health Services Block Grants requires that the state maintain an aggregate level of general revenue spending that is greater than or equal to the average of the past two years. (This is called the "Maintenance of Effort," or MOE, requirement.)

**7. Is this a federally mandated program? If yes, please explain.**

Yes. The federal Substance Abuse Prevention and Treatment Block Grant requires provision of specialized programs for women and children. Additionally, the Community Mental Health Services Block Grant requires children's expenditures to continue to meet their MOE requirement. In addition, 10% must be spent on young adults, 16 to 25 years of age, experiencing early serious mental illness, including psychotic disorders.

NEW DECISION ITEM									
RANK: 15					OF 20				
Department Mental Health					Budget Unit 69213C				
Division Behavioral Health									
DI Name Jail-Based Competency Restoration DI# 1650007					HB Section 10.115				
1. AMOUNT OF REQUEST									
FY 2024 Budget Request					FY 2024 Governor's Recommendation				
	GR	Federal	Other	Total		GR	Federal	Other	Total
PS	0	0	0	0	PS	0	0	0	0
EE	0	0	0	0	EE	0	0	0	0
PSD	2,000,000	0	0	2,000,000	PSD	0	0	0	0
TRF	0	0	0	0	TRF	0	0	0	0
Total	2,000,000	0	0	2,000,000	Total	0	0	0	0
FTE 0.00 0.00 0.00 0.00					FTE 0.00 0.00 0.00 0.00				
Est. Fringe	0	0	0	0	Est. Fringe	0	0	0	0
Note: Fringes budgeted in House Bill 5 except for certain fringes budgeted directly to MoDOT, Highway Patrol, and Conservation.					Note: Fringes budgeted in House Bill 5 except for certain fringes budgeted directly to MoDOT, Highway Patrol, and Conservation.				
Other Funds: None					Other Funds:				
Non-Counts: None					Non-Counts:				
2. THIS REQUEST CAN BE CATEGORIZED AS:									
New Legislation			New Program			Fund Switch			
Federal Mandate			Program Expansion			Cost to Continue			
GR Pick-Up			Space Request			Equipment Replacement			
Pay Plan			X Other: Cost Avoidance						
3. WHY IS THIS FUNDING NEEDED? PROVIDE AN EXPLANATION FOR ITEMS CHECKED IN #2. INCLUDE THE FEDERAL OR STATE STATUTORY OR CONSTITUTIONAL AUTHORIZATION FOR THIS PROGRAM.									
The number of individuals found incompetent to proceed has increased beyond the available amount of inpatient beds. As a result, clients are waiting in jails to be admitted for long-periods of time (average is 6 months). This will allow for competency restoration treatment services to be delivered to clients in four county jails (Jackson, Greene, St. Louis City, St. Louis County), either reducing the hospital length of stay or avoiding the need for inpatient treatment.									

<b>NEW DECISION ITEM</b>																			
RANK: <u>15</u> OF <u>20</u>																			
<b>Department</b> <u>Mental Health</u>				<b>Budget Unit</b> <u>69213C</u>															
<b>Division</b> <u>Behavioral Health</u>																			
<b>DI Name</b> <u>Jail-Based Competency Restoration</u> <b>DI#</b> <u>1650007</u>				<b>HB Section</b> <u>10.115</u>															
<p><b>4. DESCRIBE THE DETAILED ASSUMPTIONS USED TO DERIVE THE SPECIFIC REQUESTED AMOUNT. (How did you determine that the requested number of FTE were appropriate? From what source or standard did you derive the requested levels of funding? Were alternatives such as outsourcing or automation considered? If based on new legislation, does request tie to TAFP fiscal note? If not, explain why. Detail which portions of the request are one-times and how those amounts were calculated.)</b></p> <p>While medication treatment services and some case management can be provided by the forensic mobile team, additional services will need to be provided by community-based behavioral health clinicians in the county jail. These clinicians will be trained in therapeutic treatment modalities (motivational interviewing, illness management and recovery, dialectical behavioral therapy, etc.) as well as competency restoration and will provide intensive case management for clients while they are in the program to ensure continuity of care. The cost for each of the four county jails is figured at \$500,000 per jail.</p>																			
<table border="1" style="width: 100%; border-collapse: collapse;"> <tr> <th style="width: 20%;">HB Section</th> <th style="width: 15%;">Approp</th> <th style="width: 15%;">Type</th> <th style="width: 15%;">Fund</th> <th style="width: 35%;">Amount</th> </tr> <tr> <td>10.115 CCBHO MH</td> <td>7601</td> <td>PSD</td> <td>0101</td> <td>\$ 2,000,000</td> </tr> </table>										HB Section	Approp	Type	Fund	Amount	10.115 CCBHO MH	7601	PSD	0101	\$ 2,000,000
HB Section	Approp	Type	Fund	Amount															
10.115 CCBHO MH	7601	PSD	0101	\$ 2,000,000															
<b>5. BREAK DOWN THE REQUEST BY BUDGET OBJECT CLASS, JOB CLASS, AND FUND SOURCE. IDENTIFY ONE-TIME COSTS.</b>																			
Budget Object Class/Job Class	Dept Req GR DOLLARS	Dept Req GR FTE	Dept Req FED DOLLARS	Dept Req FED FTE	Dept Req OTHER DOLLARS	Dept Req OTHER FTE	Dept Req TOTAL DOLLARS	Dept Req TOTAL FTE	Dept Req One-Time DOLLARS										
Program Distributions (BOBC 800)	2,000,000		0		0		2,000,000		0										
<b>Total PSD</b>	<b>2,000,000</b>		<b>0</b>		<b>0</b>		<b>2,000,000</b>		<b>0</b>										
<b>Grand Total</b>	<b>2,000,000</b>	<b>0.0</b>	<b>0</b>	<b>0.0</b>	<b>0</b>	<b>0.0</b>	<b>2,000,000</b>	<b>0.0</b>	<b>0</b>										



<b>NEW DECISION ITEM</b> RANK: <u>15</u> OF <u>20</u>			
<b>Department</b>	<u>Mental Health</u>	<b>Budget Unit</b>	<u>69213C</u>
<b>Division</b>	<u>Behavioral Health</u>		
<b>DI Name</b>	<u>Jail-Based Competency Restoration</u>	<b>DI#</b>	<u>1650007</u>
		<b>HB Section</b>	<u>10.115</u>
<b>6. PERFORMANCE MEASURES</b> (If new decision item has an associated core, separately identify projected performance with & without additional funding.)			
<b>6a.</b>	<b>Provide an activity measure(s) for the program.</b> Number of clients participating in jail-based restoration services (approximately 80/year).		
<b>6b.</b>	<b>Provide a measure(s) of the program's quality.</b> Reduce the length of time from date of order to date of restoration for clients in jail-based restoration services.		
<b>6c.</b>	<b>Provide a measure(s) of the program's impact.</b>  Percent of clients restored in jail-based restoration services, therefore reducing admissions to psychiatric hospitals.		
<b>6d.</b>	<b>Provide a measure(s) of the program's efficiency.</b>  Reduce the number of clients awaiting inpatient competency restoration services in counties where jail-based restoration services are available.		
<b>7. STRATEGIES TO ACHIEVE THE PERFORMANCE MEASUREMENT TARGETS:</b>			
Work with jail-based treatment providers regarding evidence-based models for competency restoration services, and provide timely treatment services to those in custody to reduce overall time as incompetent to stand trial.			

REPORT 10 - FY 2024 DEPARTMENT REQUEST

DECISION ITEM DETAIL

Budget Unit	FY 2022	FY 2022	FY 2023	FY 2023	FY 2024	FY 2024	*****	*****
Decision Item	ACTUAL	ACTUAL	BUDGET	BUDGET	DEPT REQ	DEPT REQ	SECURED	SECURED
Budget Object Class	DOLLAR	FTE	DOLLAR	FTE	DOLLAR	FTE	COLUMN	COLUMN
CCBHO MH								
DMH Jail-Based Competency Rest - 1650007								
PROGRAM DISTRIBUTIONS	0	0.00	0	0.00	2,000,000	0.00	0	0.00
TOTAL - PD	0	0.00	0	0.00	2,000,000	0.00	0	0.00
GRAND TOTAL	\$0	0.00	\$0	0.00	\$2,000,000	0.00	\$0	0.00
GENERAL REVENUE	\$0	0.00	\$0	0.00	\$2,000,000	0.00		0.00
FEDERAL FUNDS	\$0	0.00	\$0	0.00	\$0	0.00		0.00
OTHER FUNDS	\$0	0.00	\$0	0.00	\$0	0.00		0.00

**NEW DECISION ITEM**  
**RANK: 17 OF 20**

<b>Department:</b> Mental Health	<b>Budget Unit:</b> 66330C, 69213C & 69277C
<b>Division:</b> Behavioral Health	
<b>DI Name:</b> Certified Community Behavioral Health <b>DI# 1650006</b>	<b>HB Section:</b> 10.115
<b>Organization Medicare Economic Index</b>	

**1. AMOUNT OF REQUEST**

FY 2024 Budget Request					FY 2024 Governor's Recommendation				
	GR	Federal	Other	Total		GR	Federal	Other	Total
<b>PS</b>	0	0	0	0	<b>PS</b>	0	0	0	0
<b>EE</b>	0	0	0	0	<b>EE</b>	0	0	0	0
<b>PSD</b>	4,936,881	10,404,370	0	15,341,251	<b>PSD</b>	0	0	0	0
<b>TRF</b>	0	0	0	0	<b>TRF</b>	0	0	0	0
<b>Total</b>	<b>4,936,881</b>	<b>10,404,370</b>	<b>0</b>	<b>15,341,251</b>	<b>Total</b>	<b>0</b>	<b>0</b>	<b>0</b>	<b>0</b>
<b>FTE</b>	<b>0.00</b>	<b>0.00</b>	<b>0.00</b>	<b>0.00</b>	<b>FTE</b>	<b>0.00</b>	<b>0.00</b>	<b>0.00</b>	<b>0.00</b>
<b>Est. Fringe</b>	0	0	0	0	<b>Est. Fringe</b>	0	0	0	0
<i>Note: Fringes budgeted in House Bill 5 except for certain fringes budgeted directly to MoDOT, Highway Patrol, and Conservation.</i>					<i>Note: Fringes budgeted in House Bill 5 except for certain fringes budgeted directly to MoDOT, Highway Patrol, and Conservation.</i>				
Other Funds: None					Other Funds:				
Non-Counts: None					Non-Counts:				

**2. THIS REQUEST CAN BE CATEGORIZED AS:**

<input type="checkbox"/> New Legislation	<input type="checkbox"/> New Program	<input type="checkbox"/> Fund Switch
<input type="checkbox"/> Federal Mandate	<input type="checkbox"/> Program Expansion	<input type="checkbox"/> Cost to Continue
<input type="checkbox"/> GR Pick-Up	<input type="checkbox"/> Space Request	<input type="checkbox"/> Equipment Replacement
<input type="checkbox"/> Pay Plan	<input checked="" type="checkbox"/> Other: Inflationary Increase	

**3. WHY IS THIS FUNDING NEEDED? PROVIDE AN EXPLANATION FOR ITEMS CHECKED IN #2. INCLUDE THE FEDERAL OR STATE STATUTORY OR CONSTITUTIONAL AUTHORIZATION FOR THIS PROGRAM.**

Missouri is one of the original eight states selected by the federal Centers for Medicare & Medicaid Services (CMS) and Substance Abuse and Mental Health Services Administration (SAMHSA) to participate in a demonstration program, co-sponsored by Missouri's Senator Roy Blunt, to implement a Prospective Payment System (PPS) for the purchase of behavioral health services. Missouri currently has 18 Certified Community Behavioral Health Organizations (CCBHOs) that are participating in the federal demonstration, and two CCBHOs that are operating under the CCBHO State Plan Amendment, with one additional CCBHO onboarding within the next calendar year. Once complete, a total of 21 CCBHOs will cover all 114 counties in the State. The PPS is an actuarially sound cost-based reimbursement method that replaces the current Medicaid fee-for-service system which provides reimbursement for individual units of service provided. Instead, CCBHOs recognized by the Department of Mental Health (DMH) who are in substantial compliance with federal and state standards for CCBHOs receive a single, fixed payment amount for each day that they provide eligible CCBHO services.

A PPS is designed to provide efficient and effective care, without the over-utilization of services thought to be inherent in a fee-for-service system. Each year, the CCBHO PPS rates can be adjusted by either rebasing cost reports or applying the Medicare Economic Index (MEI). This decision item will provide funding for MEI adjustments.

NEW DECISION ITEM  
RANK: 17 OF 20

Department: <u>Mental Health</u>	Budget Unit: <u>66330C, 69213C &amp; 69277C</u>
Division: <u>Behavioral Health</u>	
DI Name: <u>Certified Community Behavioral Health</u> DI# <u>1650006</u>	HB Section: <u>10.115</u>
Organization Medicare Economic Index	

**4. DESCRIBE THE DETAILED ASSUMPTIONS USED TO DERIVE THE SPECIFIC REQUESTED AMOUNT. (How did you determine that the requested number of FTE were appropriate? From what source or standard did you derive the requested levels of funding? Were alternatives such as outsourcing or automation considered? If based on new legislation, does request tie to TAFP fiscal note? If not, explain why. Detail which portions of the request are one-times and how those amounts were calculated.)**

**DEPARTMENT REQUEST:**

DMH will increase CCBHO PPS rates by 2.77% for MEI. The MEI is a national rate to cover inflationary cost increase. DBH applies the inflationary rate to CCBHO expenditures.

HB Section	Approp	Type	Fund	Amount
10.115 CCBHO SUD	7593	PSD	0101	\$242,086
10.115 CCBHO SUD	7594	PSD	0148	\$776,517
10.115 CCBHO SUD	7595	PSD	0101	\$520,581
10.115 CCBHO MH	7599	PSD	0101	\$2,065,197
10.115 CCBHO MH	7600	PSD	0148	\$7,314,735
10.115 CCBHO MH	7601	PSD	0101	\$1,143,463
10.115 CCBHO YCP	7605	PSD	0101	\$724,025
10.115 CCBHO YCP	7608	PSD	0148	\$2,313,118
10.115 CCBHO YCP	7609	PSD	0101	\$241,529
<b>Total</b>				<b>\$15,341,251</b>

**5. BREAK DOWN THE REQUEST BY BUDGET OBJECT CLASS, JOB CLASS, AND FUND SOURCE. IDENTIFY ONE-TIME COSTS.**

	Dept Req	Dept Req	Dept Req	Dept Req	Dept Req	Dept Req	Dept Req	Dept Req	Dept Req
	GR	GR	FED	FED	OTHER	OTHER	TOTAL	TOTAL	One-Time
Budget Object Class/Job Class	GR DOLLARS	FTE	DOLLARS	FTE	DOLLARS	FTE	DOLLARS	FTE	DOLLARS
Program Distributions (BOBC 800)	4,936,881		10,404,370				15,341,251		
<b>Total PSD</b>	<b>4,936,881</b>		<b>10,404,370</b>		<b>0</b>		<b>15,341,251</b>		<b>0</b>
<b>Grand Total</b>	<b>4,936,881</b>	<b>0.0</b>	<b>10,404,370</b>	<b>0.0</b>	<b>0</b>	<b>0.0</b>	<b>15,341,251</b>	<b>0.0</b>	<b>0.0</b>

NEW DECISION ITEM  
RANK: 17 OF 20

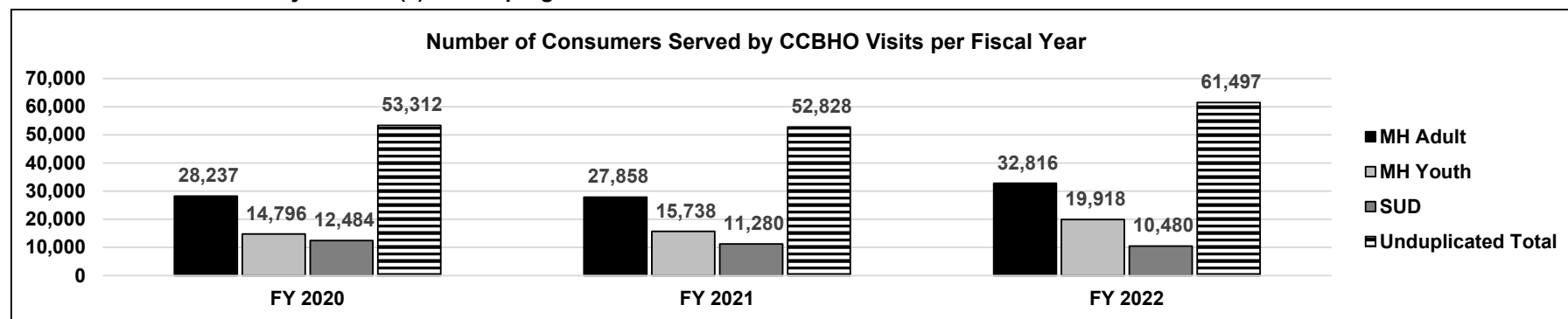
Department: Mental Health  
Division: Behavioral Health  
DI Name: Certified Community Behavioral Health DI# 1650006  
Organization Medicare Economic Index

Budget Unit: 66330C, 69213C & 69277C

HB Section: 10.115

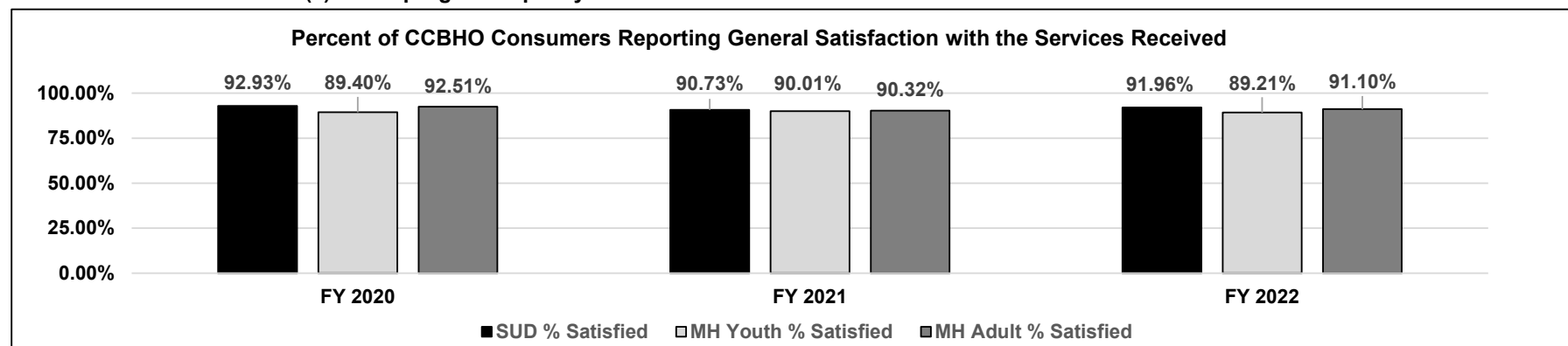
**6. PERFORMANCE MEASURES** (If new decision item has an associated core, separately identify projected performance with & without additional funding.)

**6a. Provide an activity measure(s) for the program.**



**Note:** These data show the number of consumers served per fiscal year in CCBHO paid visits. Consumers can be served via Fee-for-Service and CCBHO visits within the same time period. These data exclude the Medicaid expansion population and other programs that are paid by fund sources outside of the DMH budget. SUD = Substance Use Disorder; MH = Mental Health

**6b. Provide a measure(s) of the program's quality.**



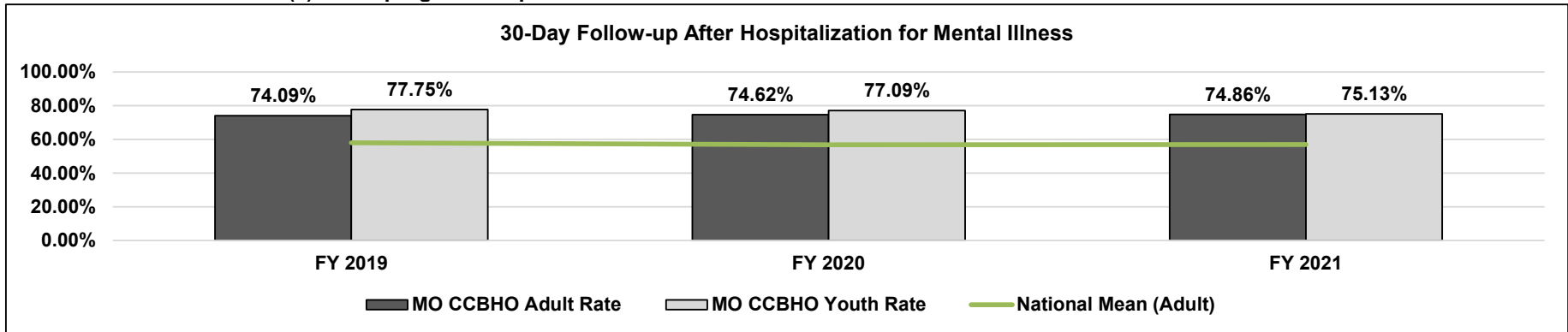
**Note:** The columns in the chart above show the percentage of youth and adults who are generally satisfied with services that were provided by CCBHO providers.

NEW DECISION ITEM  
RANK: 17 OF 20

Department: Mental Health  
Division: Behavioral Health  
DI Name: Certified Community Behavioral Health DI# 1650006  
Organization Medicare Economic Index

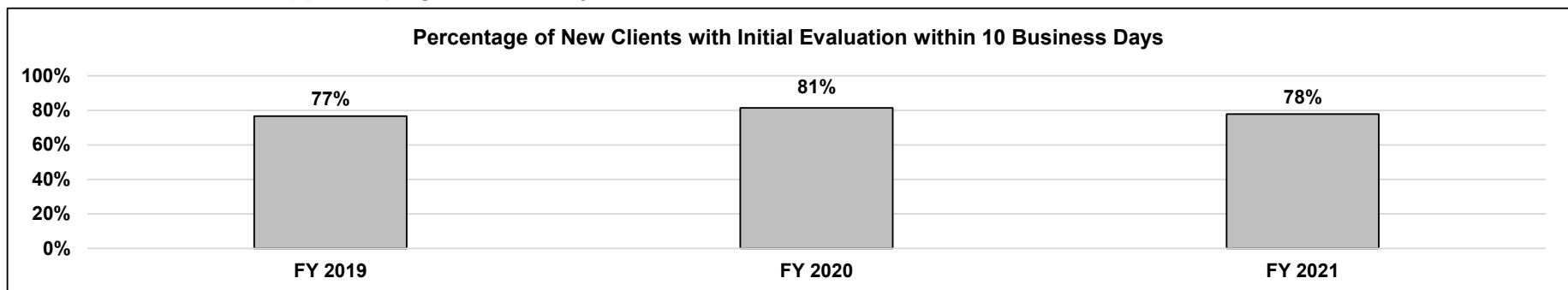
Budget Unit: 66330C, 69213C & 69277C  
HB Section: 10.115

**6c. Provide a measure(s) of the program's impact.**



**Note:** The rates show the percentage of discharges for which the CCBHO consumers received follow-up within 30 days of discharge. The Missouri CCBHO rates are above the average national rates. The annual national rates are from the HEDIS Measures, Adult Follow-up After Hospitalization (FUH), for the measure years 2018, 2019, and 2020. A national rate for youth is not available. FY 2022 data is not yet available.

**6d. Provide a measure(s) of the program's efficiency.**



**Note:** The chart above shows the rate at which CCBHO providers complete an initial evaluation for a consumer within ten days by fiscal year. FY 2022 data is not yet available.

**7. STRATEGIES TO ACHIEVE THE PERFORMANCE MEASUREMENT TARGETS:**

Rates for the CCBHO's will be adjusted by the MEI.

REPORT 10 - FY 2024 DEPARTMENT REQUEST

DECISION ITEM DETAIL

Budget Unit	FY 2022	FY 2022	FY 2023	FY 2023	FY 2024	FY 2024	*****	*****
Decision Item	ACTUAL	ACTUAL	BUDGET	BUDGET	DEPT REQ	DEPT REQ	SECURED	SECURED
Budget Object Class	DOLLAR	FTE	DOLLAR	FTE	DOLLAR	FTE	COLUMN	COLUMN
CCBHO SUD								
DMH CCBHO MEI - 1650006								
PROGRAM DISTRIBUTIONS	0	0.00	0	0.00	1,539,184	0.00	0	0.00
TOTAL - PD	0	0.00	0	0.00	1,539,184	0.00	0	0.00
GRAND TOTAL	\$0	0.00	\$0	0.00	\$1,539,184	0.00	\$0	0.00
GENERAL REVENUE	\$0	0.00	\$0	0.00	\$762,667	0.00		0.00
FEDERAL FUNDS	\$0	0.00	\$0	0.00	\$776,517	0.00		0.00
OTHER FUNDS	\$0	0.00	\$0	0.00	\$0	0.00		0.00

REPORT 10 - FY 2024 DEPARTMENT REQUEST

DECISION ITEM DETAIL

Budget Unit	FY 2022	FY 2022	FY 2023	FY 2023	FY 2024	FY 2024	*****	*****
Decision Item	ACTUAL	ACTUAL	BUDGET	BUDGET	DEPT REQ	DEPT REQ	SECURED	SECURED
Budget Object Class	DOLLAR	FTE	DOLLAR	FTE	DOLLAR	FTE	COLUMN	COLUMN
CCBHO MH								
DMH CCBHO MEI - 1650006								
PROGRAM DISTRIBUTIONS	0	0.00	0	0.00	10,523,395	0.00	0	0.00
TOTAL - PD	0	0.00	0	0.00	10,523,395	0.00	0	0.00
GRAND TOTAL	\$0	0.00	\$0	0.00	\$10,523,395	0.00	\$0	0.00
GENERAL REVENUE	\$0	0.00	\$0	0.00	\$3,208,660	0.00		0.00
FEDERAL FUNDS	\$0	0.00	\$0	0.00	\$7,314,735	0.00		0.00
OTHER FUNDS	\$0	0.00	\$0	0.00	\$0	0.00		0.00



REPORT 10 - FY 2024 DEPARTMENT REQUEST

DECISION ITEM DETAIL

Budget Unit	FY 2022	FY 2022	FY 2023	FY 2023	FY 2024	FY 2024	*****	*****
Decision Item	ACTUAL	ACTUAL	BUDGET	BUDGET	DEPT REQ	DEPT REQ	SECURED	SECURED
Budget Object Class	DOLLAR	FTE	DOLLAR	FTE	DOLLAR	FTE	COLUMN	COLUMN
CCBHO YCP								
DMH CCBHO MEI - 1650006								
PROGRAM DISTRIBUTIONS	0	0.00	0	0.00	3,278,672	0.00	0	0.00
TOTAL - PD	0	0.00	0	0.00	3,278,672	0.00	0	0.00
GRAND TOTAL	\$0	0.00	\$0	0.00	\$3,278,672	0.00	\$0	0.00
GENERAL REVENUE	\$0	0.00	\$0	0.00	\$965,554	0.00		0.00
FEDERAL FUNDS	\$0	0.00	\$0	0.00	\$2,313,118	0.00		0.00
OTHER FUNDS	\$0	0.00	\$0	0.00	\$0	0.00		0.00



# **DBH Facility Support**



## CORE DECISION ITEM

<b>Department:</b> <u>Mental Health</u> <b>Division:</b> <u>Behavioral Health</u> <b>Core:</b> <u>Division of Behavioral Health Facility Support</u>	<b>Budget Unit:</b> <u>66315C &amp; 69112C</u>  <b>HB Section:</b> <u>10.120</u>																																																																																										
<b>1. CORE FINANCIAL SUMMARY</b>																																																																																											
<table style="width: 100%; border-collapse: collapse;"> <tr> <th></th> <th colspan="4" style="text-align: center; border-bottom: 1px solid black;">FY 2024 Budget Request</th> </tr> <tr> <th></th> <th style="text-align: center;">GR</th> <th style="text-align: center;">Federal</th> <th style="text-align: center;">Other</th> <th style="text-align: center;">Total</th> </tr> <tr> <td>PS</td> <td style="text-align: right;">0</td> <td style="text-align: right;">0</td> <td style="text-align: right;">0</td> <td style="text-align: right;">0</td> </tr> <tr> <td>EE</td> <td style="text-align: right;">14,100,000</td> <td style="text-align: right;">4,839,084</td> <td style="text-align: right;">0</td> <td style="text-align: right;">18,939,084</td> </tr> <tr> <td>PSD</td> <td style="text-align: right;">0</td> <td style="text-align: right;">0</td> <td style="text-align: right;">0</td> <td style="text-align: right;">0</td> </tr> <tr> <td>TRF</td> <td style="text-align: right;">0</td> <td style="text-align: right;">0</td> <td style="text-align: right;">0</td> <td style="text-align: right;">0</td> </tr> <tr> <td><b>Total</b></td> <td style="text-align: right; border-top: 1px solid black; border-bottom: 3px double black;">14,100,000</td> <td style="text-align: right; border-top: 1px solid black; border-bottom: 3px double black;">4,839,084</td> <td style="text-align: right; border-top: 1px solid black; border-bottom: 3px double black;">0</td> <td style="text-align: right; border-top: 1px solid black; border-bottom: 3px double black;">18,939,084</td> </tr> <tr> <td><b>FTE</b></td> <td style="text-align: right;">0.00</td> <td style="text-align: right;">0.00</td> <td style="text-align: right;">0.00</td> <td style="text-align: right;">0.00</td> </tr> </table> <table style="width: 100%; border-collapse: collapse; margin-top: 5px;"> <tr> <td style="border: 1px solid black;"><b>Est. Fringe</b></td> <td style="border: 1px solid black; text-align: center;">0</td> <td style="border: 1px solid black; text-align: center;">0</td> <td style="border: 1px solid black; text-align: center;">0</td> <td style="border: 1px solid black; text-align: center;">0</td> </tr> </table> <div style="border: 1px solid black; padding: 2px; margin-top: 2px; font-size: 0.9em;"> <i>Note: Fringes budgeted in House Bill 5 except for certain fringes budgeted directly to MoDOT, Highway Patrol, and Conservation.</i> </div> <p style="margin-top: 5px;">Other Funds:        None</p>		FY 2024 Budget Request					GR	Federal	Other	Total	PS	0	0	0	0	EE	14,100,000	4,839,084	0	18,939,084	PSD	0	0	0	0	TRF	0	0	0	0	<b>Total</b>	14,100,000	4,839,084	0	18,939,084	<b>FTE</b>	0.00	0.00	0.00	0.00	<b>Est. Fringe</b>	0	0	0	0	<table style="width: 100%; border-collapse: collapse;"> <tr> <th></th> <th colspan="4" style="text-align: center; border-bottom: 1px solid black;">FY 2024 Governor's Recommendation</th> </tr> <tr> <th></th> <th style="text-align: center;">GR</th> <th style="text-align: center;">Federal</th> <th style="text-align: center;">Other</th> <th style="text-align: center;">Total</th> </tr> <tr> <td>PS</td> <td style="text-align: right;">0</td> <td style="text-align: right;">0</td> <td style="text-align: right;">0</td> <td style="text-align: right;">0</td> </tr> <tr> <td>EE</td> <td style="text-align: right;">0</td> <td style="text-align: right;">0</td> <td style="text-align: right;">0</td> <td style="text-align: right;">0</td> </tr> <tr> <td>PSD</td> <td style="text-align: right;">0</td> <td style="text-align: right;">0</td> <td style="text-align: right;">0</td> <td style="text-align: right;">0</td> </tr> <tr> <td>TRF</td> <td style="text-align: right;">0</td> <td style="text-align: right;">0</td> <td style="text-align: right;">0</td> <td style="text-align: right;">0</td> </tr> <tr> <td><b>Total</b></td> <td style="text-align: right; border-top: 1px solid black; border-bottom: 3px double black;">0</td> <td style="text-align: right; border-top: 1px solid black; border-bottom: 3px double black;">0</td> <td style="text-align: right; border-top: 1px solid black; border-bottom: 3px double black;">0</td> <td style="text-align: right; border-top: 1px solid black; border-bottom: 3px double black;">0</td> </tr> <tr> <td><b>FTE</b></td> <td style="text-align: right;">0.00</td> <td style="text-align: right;">0.00</td> <td style="text-align: right;">0.00</td> <td style="text-align: right;">0.00</td> </tr> </table> <table style="width: 100%; border-collapse: collapse; margin-top: 5px;"> <tr> <td style="border: 1px solid black;"><b>Est. Fringe</b></td> <td style="border: 1px solid black; text-align: center;">0</td> <td style="border: 1px solid black; text-align: center;">0</td> <td style="border: 1px solid black; text-align: center;">0</td> <td style="border: 1px solid black; text-align: center;">0</td> </tr> </table> <div style="border: 1px solid black; padding: 2px; margin-top: 2px; font-size: 0.9em;"> <i>Note: Fringes budgeted in House Bill 5 except for certain fringes budgeted directly to MoDOT, Highway Patrol, and Conservation.</i> </div> <p style="margin-top: 5px;">Other Funds:</p>		FY 2024 Governor's Recommendation					GR	Federal	Other	Total	PS	0	0	0	0	EE	0	0	0	0	PSD	0	0	0	0	TRF	0	0	0	0	<b>Total</b>	0	0	0	0	<b>FTE</b>	0.00	0.00	0.00	0.00	<b>Est. Fringe</b>	0	0	0	0
	FY 2024 Budget Request																																																																																										
	GR	Federal	Other	Total																																																																																							
PS	0	0	0	0																																																																																							
EE	14,100,000	4,839,084	0	18,939,084																																																																																							
PSD	0	0	0	0																																																																																							
TRF	0	0	0	0																																																																																							
<b>Total</b>	14,100,000	4,839,084	0	18,939,084																																																																																							
<b>FTE</b>	0.00	0.00	0.00	0.00																																																																																							
<b>Est. Fringe</b>	0	0	0	0																																																																																							
	FY 2024 Governor's Recommendation																																																																																										
	GR	Federal	Other	Total																																																																																							
PS	0	0	0	0																																																																																							
EE	0	0	0	0																																																																																							
PSD	0	0	0	0																																																																																							
TRF	0	0	0	0																																																																																							
<b>Total</b>	0	0	0	0																																																																																							
<b>FTE</b>	0.00	0.00	0.00	0.00																																																																																							
<b>Est. Fringe</b>	0	0	0	0																																																																																							
<b>2. CORE DESCRIPTION</b>																																																																																											
<p>The Facility Support house bill section was created to assist the Division of Behavioral Health (DBH) by establishing a single section to administer several allocations to facilities. In FY 2024, the division identified an operational efficiency by moving these funds back out to facilities. This will enable each facility to budget more accurately and independently from central office instead of repeatedly monitoring the pool of available funds that were shared by all.</p> <p>This house bill section will allow the facilities to utilize Medicare collections for the purchase of medical services in order to comply with the Medicare bundling requirements. In addition, this will also allow DBH to utilize state operated waiver collections to restore facilities expenses and equipment costs incurred for training, pay for annual expenses to implement Medicare Part D, and to utilize Medicare Part D collections to assist facilities with staffing to cope with over census pressures.</p> <p>The Department of Mental Health (DMH) state operated hospitals are subject to the hospital provider tax in Missouri. A portion of the hospital's net operating revenue is assessed on each hospital delivering services in the State. This house bill section allows the proceeds from this assessment to be used to fund health care services.</p>																																																																																											

# **CORE DECISION ITEM**

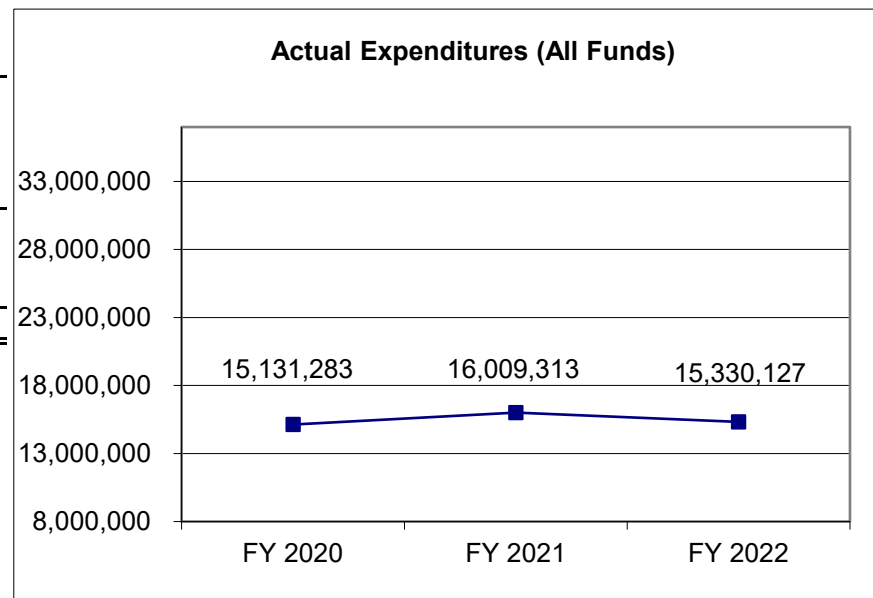
<b>Department:</b>	<b>Mental Health</b>	<b>Budget Unit:</b>	<b>66315C &amp; 69112C</b>
<b>Division:</b>	<b>Behavioral Health</b>		
<b>Core:</b>	<b>Division of Behavioral Health Facility Support</b>	<b>HB Section:</b>	<b>10.120</b>

## **3. PROGRAM LISTING (list programs included in this core funding)**

Not applicable

## **4. FINANCIAL HISTORY**

	<b>FY 2020 Actual</b>	<b>FY 2021 Actual</b>	<b>FY 2022 Actual</b>	<b>FY 2023 Current Yr.</b>
Appropriation (All Funds)	19,139,018	18,739,040	18,739,062	18,739,084
Less Reverted (All Funds)	0	0	0	0
Less Restricted (All Funds)*	0	0	0	0
Budget Authority (All Funds)	19,139,018	18,739,040	18,739,062	18,739,084
Actual Expenditures (All Funds)	15,131,283	16,009,313	15,330,127	N/A
Unexpended (All Funds)	4,007,735	2,729,727	3,408,935	N/A
Unexpended, by Fund:				
General Revenue	1,256,936	41,612	1,163,872	N/A
Federal	2,750,799	2,688,115	2,245,063	N/A
Other	0	0	0	N/A
	<b>(1) &amp; (2)</b>	<b>(1) &amp; (2)</b>	<b>(1) &amp; (2)</b>	<b>(2)</b>



\*Current Year restricted amount is as of August 1, 2022.

Reverted includes the statutory three-percent reserve amount (when applicable).

Restricted includes any Governor's Expenditure Restrictions which remained at the end of the fiscal year (when applicable).

### **NOTES:**

(1) The General Revenue (GR) lapse is associated with the Comprehensive Psychiatric Services (CPS) Hospital Provider Tax.

(2) For FY 2024, a portion of house bill section Facility Support is combined with the individual DBH facility house bill sections. All historical and FY 2023 anticipated expenditures are reported in respective DBH facility house bill sections.

**CORE RECONCILIATION DETAIL**

**DEPARTMENT OF MENTAL HEALTH  
MH FACILITY SUPPORT**

**5. CORE RECONCILIATION DETAIL**

				<b>Budget Class</b>	<b>FTE</b>	<b>GR</b>	<b>Federal</b>	<b>Other</b>	<b>Total</b>	<b>Explanation</b>
<b>TAFP AFTER VETOES</b>										
				PS	79.62	3,729,963	0	106,931	3,836,894	
				EE	0.00	15,336,090	4,639,084	1,271,646	21,246,820	
				<b>Total</b>	<b>79.62</b>	<b>19,066,053</b>	<b>4,639,084</b>	<b>1,378,577</b>	<b>25,083,714</b>	
<b>DEPARTMENT CORE ADJUSTMENTS</b>										
Core Reallocation	115	7833	EE		0.00	(328,217)	0	0	(328,217)	Reallocate Facility Support to MH Community Program for DBH efficiencies.
Core Reallocation	311	6774	EE		0.00	0	0	(1,271,646)	(1,271,646)	Reallocate Facility Support to Forensic Treatment Ctr and Ctr for Behavioral Medicine for DBH efficiencies.
Core Reallocation	561	6766	PS		(74.62)	(3,729,963)	0	0	(3,729,963)	Reallocate Facility Support to Forensic Treatment Ctr for DBH efficiencies.
Core Reallocation	562	6770	EE		0.00	(57,121)	0	0	(57,121)	Reallocate Facility Support to Adult Inpatient Facilities for DBH efficiencies.
Core Reallocation	563	6771	EE		0.00	(850,752)	0	0	(850,752)	Reallocate Facility Support to Adult Inpatient Facilities for DBH efficiencies.
Core Reallocation	576	8859	EE		0.00	0	200,000	0	200,000	Reallocation of CHIP Fund 0159 from MH Community Prog to Facility Support due to earnings from hospitals.

## CORE RECONCILIATION DETAIL

### DEPARTMENT OF MENTAL HEALTH MH FACILITY SUPPORT

#### 5. CORE RECONCILIATION DETAIL

		Budget Class	FTE	GR	Federal	Other	Total	Explanation
<b>DEPARTMENT CORE ADJUSTMENTS</b>								
Core Reallocation	1284 8211	PS	(5.00)	0	0	(106,931)	(106,931)	Reallocate Facility Support to Forensic Treatment Ctr for DBH efficiencies.
<b>NET DEPARTMENT CHANGES</b>			<b>(79.62)</b>	<b>(4,966,053)</b>	<b>200,000</b>	<b>(1,378,577)</b>	<b>(6,144,630)</b>	
<b>DEPARTMENT CORE REQUEST</b>								
		PS	0.00	0	0	0	0	
		EE	0.00	14,100,000	4,839,084	0	18,939,084	
		<b>Total</b>	<b>0.00</b>	<b>14,100,000</b>	<b>4,839,084</b>	<b>0</b>	<b>18,939,084</b>	
<b>GOVERNOR'S RECOMMENDED CORE</b>								
		PS	0.00	0	0	0	0	
		EE	0.00	14,100,000	4,839,084	0	18,939,084	
		<b>Total</b>	<b>0.00</b>	<b>14,100,000</b>	<b>4,839,084</b>	<b>0</b>	<b>18,939,084</b>	



## REPORT 9 - FY 2024 DEPARTMENT REQUEST

## DECISION ITEM SUMMARY

Budget Unit								
Decision Item	FY 2022	FY 2022	FY 2023	FY 2023	FY 2024	FY 2024	*****	*****
Budget Object Summary	ACTUAL	ACTUAL	BUDGET	BUDGET	DEPT REQ	DEPT REQ	SECURED	SECURED
Fund	DOLLAR	FTE	DOLLAR	FTE	DOLLAR	FTE	COLUMN	COLUMN
<b>MH FACILITY SUPPORT</b>								
<b>CORE</b>								
PERSONAL SERVICES								
GENERAL REVENUE	2,841,549	60.28	3,729,963	74.62	0	0.00	0	0.00
MENTAL HEALTH EARNINGS FUND	54,921	1.48	106,931	5.00	0	0.00	0	0.00
TOTAL - PS	2,896,470	61.76	3,836,894	79.62	0	0.00	0	0.00
EXPENSE & EQUIPMENT								
GENERAL REVENUE	14,613,236	0.00	15,336,090	0.00	14,100,000	0.00	0	0.00
DEPT MENTAL HEALTH	2,394,000	0.00	4,438,900	0.00	4,438,900	0.00	0	0.00
CHILDRENS HEALTH INSURANCE	0	0.00	200,184	0.00	400,184	0.00	0	0.00
MENTAL HEALTH EARNINGS FUND	493,342	0.00	1,271,646	0.00	0	0.00	0	0.00
TOTAL - EE	17,500,578	0.00	21,246,820	0.00	18,939,084	0.00	0	0.00
<b>TOTAL</b>	<b>20,397,048</b>	<b>61.76</b>	<b>25,083,714</b>	<b>79.62</b>	<b>18,939,084</b>	<b>0.00</b>	<b>0</b>	<b>0.00</b>
<b>GRAND TOTAL</b>	<b>\$20,397,048</b>	<b>61.76</b>	<b>\$25,083,714</b>	<b>79.62</b>	<b>\$18,939,084</b>	<b>0.00</b>	<b>\$0</b>	<b>0.00</b>

9/20/22 19:26

im\_disummary

# REPORT 10 - FY 2024 DEPARTMENT REQUEST

# DECISION ITEM DETAIL

Budget Unit	FY 2022	FY 2022	FY 2023	FY 2023	FY 2024	FY 2024	*****	*****
Decision Item	ACTUAL	ACTUAL	BUDGET	BUDGET	DEPT REQ	DEPT REQ	SECURED	SECURED
Budget Object Class	DOLLAR	FTE	DOLLAR	FTE	DOLLAR	FTE	COLUMN	COLUMN
<b>MH FACILITY SUPPORT</b>								
<b>CORE</b>								
MISCELLANEOUS PROFESSIONAL	73,486	1.17	0	0.00	0	0.00	0	0.00
DOMESTIC SERVICE WORKER	685	0.02	0	0.00	0	0.00	0	0.00
STAFF PHYSICIAN	9,729	0.03	0	0.00	0	0.00	0	0.00
DIRECT CARE AIDE	1,393,762	39.36	1,131,127	44.11	0	0.00	0	0.00
LICENSED PRACTICAL NURSE	62,610	1.15	216,091	5.93	0	0.00	0	0.00
REGISTERED NURSE	1,285,818	17.94	2,382,745	24.58	0	0.00	0	0.00
HEALTH PROGRAM SPECIALIST	5,863	0.38	0	0.00	0	0.00	0	0.00
DIETITIAN	0	0.00	37,304	1.00	0	0.00	0	0.00
DIETITIAN SUPERVISOR	38,483	0.75	0	0.00	0	0.00	0	0.00
REGISTERED NURSE	64	0.00	0	0.00	0	0.00	0	0.00
SUPPORT CARE ASSISTANT	9,269	0.22	0	0.00	0	0.00	0	0.00
CUSTODIAL ASSISTANT	0	0.00	14,113	2.00	0	0.00	0	0.00
FOOD SERVICE ASSISTANT	16,438	0.73	25,463	1.00	0	0.00	0	0.00
FOOD SERVICE WORKER	0	0.00	30,051	1.00	0	0.00	0	0.00
FOOD SERVICE SUPERVISOR	263	0.01	0	0.00	0	0.00	0	0.00
<b>TOTAL - PS</b>	<b>2,896,470</b>	<b>61.76</b>	<b>3,836,894</b>	<b>79.62</b>	<b>0</b>	<b>0.00</b>	<b>0</b>	<b>0.00</b>
TRAVEL, IN-STATE	0	0.00	1,566	0.00	1,566	0.00	0	0.00
TRAVEL, OUT-OF-STATE	0	0.00	100	0.00	100	0.00	0	0.00
SUPPLIES	558,969	0.00	1,145,839	0.00	117,535	0.00	0	0.00
PROFESSIONAL DEVELOPMENT	0	0.00	18,900	0.00	10,900	0.00	0	0.00
COMMUNICATION SERV & SUPP	0	0.00	9,725	0.00	9,725	0.00	0	0.00
PROFESSIONAL SERVICES	15,303,100	0.00	17,858,553	0.00	16,799,808	0.00	0	0.00
HOUSEKEEPING & JANITORIAL SERV	0	0.00	40,142	0.00	1,700	0.00	0	0.00
M&R SERVICES	1,195,987	0.00	1,570,000	0.00	1,569,000	0.00	0	0.00
OFFICE EQUIPMENT	0	0.00	38,550	0.00	38,550	0.00	0	0.00
OTHER EQUIPMENT	412,549	0.00	233,400	0.00	203,100	0.00	0	0.00
PROPERTY & IMPROVEMENTS	0	0.00	184,900	0.00	149,900	0.00	0	0.00
BUILDING LEASE PAYMENTS	0	0.00	100	0.00	100	0.00	0	0.00
EQUIPMENT RENTALS & LEASES	936	0.00	9,950	0.00	800	0.00	0	0.00

9/20/22 19:27

im\_didetail

REPORT 10 - FY 2024 DEPARTMENT REQUEST

DECISION ITEM DETAIL

Budget Unit	FY 2022	FY 2022	FY 2023	FY 2023	FY 2024	FY 2024	*****	*****
Decision Item	ACTUAL	ACTUAL	BUDGET	BUDGET	DEPT REQ	DEPT REQ	SECURED	SECURED
Budget Object Class	DOLLAR	FTE	DOLLAR	FTE	DOLLAR	FTE	COLUMN	COLUMN
MH FACILITY SUPPORT								
CORE								
MISCELLANEOUS EXPENSES	29,037	0.00	135,095	0.00	36,300	0.00	0	0.00
TOTAL - EE	17,500,578	0.00	21,246,820	0.00	18,939,084	0.00	0	0.00
GRAND TOTAL	\$20,397,048	61.76	\$25,083,714	79.62	\$18,939,084	0.00	\$0	0.00
GENERAL REVENUE	\$17,454,785	60.28	\$19,066,053	74.62	\$14,100,000	0.00		0.00
FEDERAL FUNDS	\$2,394,000	0.00	\$4,639,084	0.00	\$4,839,084	0.00		0.00
OTHER FUNDS	\$548,263	1.48	\$1,378,577	5.00	\$0	0.00		0.00



# SATOP



## CORE DECISION ITEM

<b>Department:</b>	<b>Mental Health</b>	<b>Budget Unit:</b>	<b>66320C</b>
<b>Division:</b>	<b>Alcohol and Drug Abuse</b>		
<b>Core:</b>	<b>Substance Awareness Traffic Offender Program</b>	<b>HB Section:</b>	<b>10.125</b>

### 1. CORE FINANCIAL SUMMARY

FY 2024 Budget Request					FY 2024 Governor's Recommendation				
	GR	Federal	Other	Total		GR	Federal	Other	Total
<b>PS</b>	0	0	0	0	<b>PS</b>	0	0	0	0
<b>EE</b>	0	0	0	0	<b>EE</b>	0	0	0	0
<b>PSD</b>	0	0	0	0	<b>PSD</b>	0	0	0	0
<b>TRF</b>	0	0	0	0	<b>TRF</b>	0	0	0	0
<b>Total</b>	<b>0</b>	<b>0</b>	<b>0</b>	<b>0</b>	<b>Total</b>	<b>0</b>	<b>0</b>	<b>0</b>	<b>0</b>
<b>FTE</b>	<b>0.00</b>	<b>0.00</b>	<b>0.00</b>	<b>0.00</b>	<b>FTE</b>	<b>0.00</b>	<b>0.00</b>	<b>0.00</b>	<b>0.00</b>
<b>Est. Fringe</b>	0	0	0	0	<b>Est. Fringe</b>	0	0	0	0
<i>Note: Fringes budgeted in House Bill 5 except for certain fringes budgeted directly to MoDOT, Highway Patrol, and Conservation.</i>					<i>Note: Fringes budgeted in House Bill 5 except for certain fringes budgeted directly to MoDOT, Highway Patrol, and Conservation.</i>				

Other Funds: Not applicable

Other Funds:

### 2. CORE DESCRIPTION

For FY 2024, house bill sections previously referred to as Alcohol and Drug Abuse (ADA) Treatment, Compulsive Gambling, Substance Awareness Traffic Offender Program (SATOP), Adult Community Programs (ACP), Youth Community Programs (YCP), Civil Detention Legal Fees, Forensic Support Services, and a portion of Comprehensive Psychiatric Services (CPS) Medications are combined to become the Division of Behavioral Health (DBH) Community Treatment. SATOP is legislatively mandated for any person who has pled guilty or has been found guilty of impaired driving offenses, or for the offense of Minor in Possession or Abuse and Lose. By statute, completion of a SATOP is a condition to drivers' license re-instatement. SATOP incorporates education and treatment interventions at various levels of intensity based on an individual assessment, blood alcohol content (BAC) at the time of arrest, driving record, treatment history, and prior arrest history. DBH contracts with community agencies across the state for these services. Program sites include: 160 Offender Management Units (OMU), 135 Offender Education Programs (OEP), 78 Adolescent Diversion Education Programs (ADEP), 64 Weekend Intervention Programs (WIP), 122 Clinical Intervention Programs (CIP), and 123 Serious and Repeat Offender Programs (SROP). The goal is to reduce impaired driving and increase public safety on Missouri's roadways.


### 3. PROGRAM LISTING (list programs included in this core funding)

Not applicable

# **CORE DECISION ITEM**

<b>Department:</b>	<b>Mental Health</b>	<b>Budget Unit:</b>	<b>66320C</b>
<b>Division:</b>	<b>Alcohol and Drug Abuse</b>		
<b>Core:</b>	<b>Substance Awareness Traffic Offender Program</b>	<b>HB Section:</b>	<b>10.125</b>

## **4. FINANCIAL HISTORY**

	FY 2020 Actual	FY 2021 Actual	FY 2022 Actual	FY 2023 Current Yr.	Actual Expenditures (All Funds)				
Appropriation (All Funds)	0	0	0	0		FY 2020	FY 2021	FY 2022	FY 2023
Less Reverted (All Funds)	0	0	0	0					
Less Restricted (All Funds)*	0	0	0	0					
Budget Authority (All Funds)	0	0	0	0					
Actual Expenditures (All Funds)	0	0	0	N/A					
Unexpended (All Funds)	0	0	0	N/A					
Unexpended, by Fund:									
General Revenue	0	0	0	N/A					
Federal	0	0	0	N/A					
Other	0	0	0	N/A					
	(1)	(1)	(1)	(1)					

\*Current Year restricted amount is as of August 1, 2022.

Reverted includes the statutory three-percent reserve amount (when applicable).

Restricted includes any Governor's Expenditure Restrictions which remained at the end of the fiscal year (when applicable).

## **NOTES:**

**(1)** In FY 2024, house bill sections previously referred to as ADA Treatment, Compulsive Gambling, SATOP, ACP, YCP, Civil Detention Legal Fees, Forensic Support Services, and a portion of CPS Medications are combined merged to become DBH Community Treatment. All historical and FY 2023 anticipated expenditures are reported in the DBH Community Treatment core and corresponding program form.



**CORE RECONCILIATION DETAIL**

**DEPARTMENT OF MENTAL HEALTH  
SATOP**

**5. CORE RECONCILIATION DETAIL**

				<b>Budget Class</b>	<b>FTE</b>	<b>GR</b>	<b>Federal</b>	<b>Other</b>	<b>Total</b>	<b>Explanation</b>
<b>TAFP AFTER VETOES</b>										
				PS	3.48	0	27,309	135,792	163,101	
				EE	0.00	0	0	10,621	10,621	
				PD	0.00	0	407,458	6,995,353	7,402,811	
				<b>Total</b>	<b>3.48</b>	<b>0</b>	<b>434,767</b>	<b>7,141,766</b>	<b>7,576,533</b>	
<b>DEPARTMENT CORE ADJUSTMENTS</b>										
Core Reallocation	108	7247		PS	(3.00)	0	0	(135,792)	(135,792)	Reallocate SATOP program to SUD Treatment Svcs for DBH efficiencies.
Core Reallocation	109	7248		EE	0.00	0	0	(10,621)	(10,621)	Reallocate SATOP program to SUD Treatment Svcs for DBH efficiencies.
Core Reallocation	113	7246		PS	(0.48)	0	(27,309)	0	(27,309)	Reallocate SATOP program to SUD Treatment Svcs for DBH efficiencies.
Core Reallocation	114	3899		PD	0.00	0	(407,458)	0	(407,458)	Reallocate SATOP program to SUD Treatment Svcs for DBH efficiencies.
Core Reallocation	308	3901		PD	0.00	0	0	(6,995,353)	(6,995,353)	Reallocate SATOP program to SUD Treatment Svcs for DBH efficiencies.
<b>NET DEPARTMENT CHANGES</b>					<b>(3.48)</b>	<b>0</b>	<b>(434,767)</b>	<b>(7,141,766)</b>	<b>(7,576,533)</b>	
<b>DEPARTMENT CORE REQUEST</b>										
				PS	(0.00)	0	0	0	0	
				EE	0.00	0	0	0	0	
				PD	0.00	0	0	0	0	
				<b>Total</b>	<b>(0.00)</b>	<b>0</b>	<b>0</b>	<b>0</b>	<b>0</b>	
<b>GOVERNOR'S RECOMMENDED CORE</b>										
				PS	(0.00)	0	0	0	0	
				EE	0.00	0	0	0	0	

CORE RECONCILIATION DETAIL

DEPARTMENT OF MENTAL HEALTH  
SATOP

5. CORE RECONCILIATION DETAIL

	Budget Class	FTE	GR	Federal	Other	Total	Explanation
GOVERNOR'S RECOMMENDED CORE							
	PD	0.00	0	0	0	0	
	Total	(0.00)	0	0	0	0	

## REPORT 9 - FY 2024 DEPARTMENT REQUEST

## DECISION ITEM SUMMARY

Budget Unit								
Decision Item	FY 2022	FY 2022	FY 2023	FY 2023	FY 2024	FY 2024	*****	*****
Budget Object Summary	ACTUAL	ACTUAL	BUDGET	BUDGET	DEPT REQ	DEPT REQ	SECURED	SECURED
Fund	DOLLAR	FTE	DOLLAR	FTE	DOLLAR	FTE	COLUMN	COLUMN
<b>SATOP</b>								
<b>CORE</b>								
PERSONAL SERVICES								
DEPT MENTAL HEALTH	0	0.00	27,309	0.48	0	0.00	0	0.00
HEALTH INITIATIVES	140,671	3.00	135,792	3.00	0	0.00	0	0.00
TOTAL - PS	140,671	3.00	163,101	3.48	0	0.00	0	0.00
EXPENSE & EQUIPMENT								
HEALTH INITIATIVES	21,176	0.00	10,621	0.00	0	0.00	0	0.00
TOTAL - EE	21,176	0.00	10,621	0.00	0	0.00	0	0.00
PROGRAM-SPECIFIC								
DEPT MENTAL HEALTH	0	0.00	407,458	0.00	0	0.00	0	0.00
MENTAL HEALTH EARNINGS FUND	3,724,004	0.00	6,995,353	0.00	0	0.00	0	0.00
TOTAL - PD	3,724,004	0.00	7,402,811	0.00	0	0.00	0	0.00
<b>TOTAL</b>	<b>3,885,851</b>	<b>3.00</b>	<b>7,576,533</b>	<b>3.48</b>	<b>0</b>	<b>0.00</b>	<b>0</b>	<b>0.00</b>
<b>GRAND TOTAL</b>	<b>\$3,885,851</b>	<b>3.00</b>	<b>\$7,576,533</b>	<b>3.48</b>	<b>\$0</b>	<b>0.00</b>	<b>\$0</b>	<b>0.00</b>

# REPORT 10 - FY 2024 DEPARTMENT REQUEST

# DECISION ITEM DETAIL

Budget Unit	FY 2022	FY 2022	FY 2023	FY 2023	FY 2024	FY 2024	*****	*****
Decision Item	ACTUAL	ACTUAL	BUDGET	BUDGET	DEPT REQ	DEPT REQ	SECURED	SECURED
Budget Object Class	DOLLAR	FTE	DOLLAR	FTE	DOLLAR	FTE	COLUMN	COLUMN
<b>SATOP</b>								
<b>CORE</b>								
ADMIN SUPPORT ASSISTANT	32,627	1.00	42,600	1.08	0	0.00	0	0.00
PROGRAM SPECIALIST	41,021	1.00	50,173	1.40	0	0.00	0	0.00
PROGRAM COORDINATOR	67,023	1.00	70,328	1.00	0	0.00	0	0.00
<b>TOTAL - PS</b>	<b>140,671</b>	<b>3.00</b>	<b>163,101</b>	<b>3.48</b>	<b>0</b>	<b>0.00</b>	<b>0</b>	<b>0.00</b>
TRAVEL, IN-STATE	0	0.00	78	0.00	0	0.00	0	0.00
SUPPLIES	152	0.00	417	0.00	0	0.00	0	0.00
PROFESSIONAL DEVELOPMENT	180	0.00	698	0.00	0	0.00	0	0.00
COMMUNICATION SERV & SUPP	4,047	0.00	3,612	0.00	0	0.00	0	0.00
PROFESSIONAL SERVICES	1,172	0.00	5,309	0.00	0	0.00	0	0.00
M&R SERVICES	0	0.00	100	0.00	0	0.00	0	0.00
COMPUTER EQUIPMENT	15,602	0.00	0	0.00	0	0.00	0	0.00
OFFICE EQUIPMENT	23	0.00	104	0.00	0	0.00	0	0.00
OTHER EQUIPMENT	0	0.00	100	0.00	0	0.00	0	0.00
EQUIPMENT RENTALS & LEASES	0	0.00	100	0.00	0	0.00	0	0.00
MISCELLANEOUS EXPENSES	0	0.00	103	0.00	0	0.00	0	0.00
<b>TOTAL - EE</b>	<b>21,176</b>	<b>0.00</b>	<b>10,621</b>	<b>0.00</b>	<b>0</b>	<b>0.00</b>	<b>0</b>	<b>0.00</b>
PROGRAM DISTRIBUTIONS	3,724,004	0.00	7,402,811	0.00	0	0.00	0	0.00
<b>TOTAL - PD</b>	<b>3,724,004</b>	<b>0.00</b>	<b>7,402,811</b>	<b>0.00</b>	<b>0</b>	<b>0.00</b>	<b>0</b>	<b>0.00</b>
<b>GRAND TOTAL</b>	<b>\$3,885,851</b>	<b>3.00</b>	<b>\$7,576,533</b>	<b>3.48</b>	<b>\$0</b>	<b>0.00</b>	<b>\$0</b>	<b>0.00</b>
<b>GENERAL REVENUE</b>	<b>\$0</b>	<b>0.00</b>	<b>\$0</b>	<b>0.00</b>	<b>\$0</b>	<b>0.00</b>		<b>0.00</b>
<b>FEDERAL FUNDS</b>	<b>\$0</b>	<b>0.00</b>	<b>\$434,767</b>	<b>0.48</b>	<b>\$0</b>	<b>0.00</b>		<b>0.00</b>
<b>OTHER FUNDS</b>	<b>\$3,885,851</b>	<b>3.00</b>	<b>\$7,141,766</b>	<b>3.00</b>	<b>\$0</b>	<b>0.00</b>		<b>0.00</b>

9/20/22 19:27

im\_didetail

# CPS Admin



## CORE DECISION ITEM

<b>Department:</b> <u>Mental Health</u> <b>Division:</b> <u>Comprehensive Psychiatric Services</u> <b>Core:</b> <u>Administration</u>	<b>Budget Unit:</b> <u>69110C</u>  <b>HB Section:</b> <u>10.200</u>																																																																																										
<b>1. CORE FINANCIAL SUMMARY</b>																																																																																											
<table style="width: 100%; border-collapse: collapse;"> <tr> <th></th> <th colspan="4" style="text-align: center; border-bottom: 1px solid black;">FY 2024 Budget Request</th> </tr> <tr> <th></th> <th style="text-align: center;">GR</th> <th style="text-align: center;">Federal</th> <th style="text-align: center;">Other</th> <th style="text-align: center;">Total</th> </tr> <tr> <td>PS</td> <td style="text-align: center;">0</td> <td style="text-align: center;">0</td> <td style="text-align: center;">0</td> <td style="text-align: center;">0</td> </tr> <tr> <td>EE</td> <td style="text-align: center;">0</td> <td style="text-align: center;">0</td> <td style="text-align: center;">0</td> <td style="text-align: center;">0</td> </tr> <tr> <td>PSD</td> <td style="text-align: center;">0</td> <td style="text-align: center;">0</td> <td style="text-align: center;">0</td> <td style="text-align: center;">0</td> </tr> <tr> <td>TRF</td> <td style="text-align: center;">0</td> <td style="text-align: center;">0</td> <td style="text-align: center;">0</td> <td style="text-align: center;">0</td> </tr> <tr> <td><b>Total</b></td> <td style="text-align: center; border-top: 1px solid black; border-bottom: 3px double black;"><b>0</b></td> <td style="text-align: center; border-top: 1px solid black; border-bottom: 3px double black;"><b>0</b></td> <td style="text-align: center; border-top: 1px solid black; border-bottom: 3px double black;"><b>0</b></td> <td style="text-align: center; border-top: 1px solid black; border-bottom: 3px double black;"><b>0</b></td> </tr> <tr> <td><b>FTE</b></td> <td style="text-align: center;"><b>0.00</b></td> <td style="text-align: center;"><b>0.00</b></td> <td style="text-align: center;"><b>0.00</b></td> <td style="text-align: center;"><b>0.00</b></td> </tr> </table> <table style="width: 100%; border-collapse: collapse; margin-top: 5px;"> <tr> <td style="width: 15%;"><b>Est. Fringe</b></td> <td style="width: 15%; text-align: center;">0</td> <td style="width: 15%; text-align: center;">0</td> <td style="width: 15%; text-align: center;">0</td> <td style="width: 15%; text-align: center;">0</td> </tr> </table> <p style="font-size: small; margin-top: 5px;"><i>Note: Fringes budgeted in House Bill 5 except for certain fringes budgeted directly to MoDOT, Highway Patrol, and Conservation.</i></p> <p style="margin-top: 10px;">Other Funds:    Not applicable</p>		FY 2024 Budget Request					GR	Federal	Other	Total	PS	0	0	0	0	EE	0	0	0	0	PSD	0	0	0	0	TRF	0	0	0	0	<b>Total</b>	<b>0</b>	<b>0</b>	<b>0</b>	<b>0</b>	<b>FTE</b>	<b>0.00</b>	<b>0.00</b>	<b>0.00</b>	<b>0.00</b>	<b>Est. Fringe</b>	0	0	0	0	<table style="width: 100%; border-collapse: collapse;"> <tr> <th></th> <th colspan="4" style="text-align: center; border-bottom: 1px solid black;">FY 2024 Governor's Recommendation</th> </tr> <tr> <th></th> <th style="text-align: center;">GR</th> <th style="text-align: center;">Federal</th> <th style="text-align: center;">Other</th> <th style="text-align: center;">Total</th> </tr> <tr> <td>PS</td> <td style="text-align: center;">0</td> <td style="text-align: center;">0</td> <td style="text-align: center;">0</td> <td style="text-align: center;">0</td> </tr> <tr> <td>EE</td> <td style="text-align: center;">0</td> <td style="text-align: center;">0</td> <td style="text-align: center;">0</td> <td style="text-align: center;">0</td> </tr> <tr> <td>PSD</td> <td style="text-align: center;">0</td> <td style="text-align: center;">0</td> <td style="text-align: center;">0</td> <td style="text-align: center;">0</td> </tr> <tr> <td>TRF</td> <td style="text-align: center;">0</td> <td style="text-align: center;">0</td> <td style="text-align: center;">0</td> <td style="text-align: center;">0</td> </tr> <tr> <td><b>Total</b></td> <td style="text-align: center; border-top: 1px solid black; border-bottom: 3px double black;"><b>0</b></td> <td style="text-align: center; border-top: 1px solid black; border-bottom: 3px double black;"><b>0</b></td> <td style="text-align: center; border-top: 1px solid black; border-bottom: 3px double black;"><b>0</b></td> <td style="text-align: center; border-top: 1px solid black; border-bottom: 3px double black;"><b>0</b></td> </tr> <tr> <td><b>FTE</b></td> <td style="text-align: center;"><b>0.00</b></td> <td style="text-align: center;"><b>0.00</b></td> <td style="text-align: center;"><b>0.00</b></td> <td style="text-align: center;"><b>0.00</b></td> </tr> </table> <table style="width: 100%; border-collapse: collapse; margin-top: 5px;"> <tr> <td style="width: 15%;"><b>Est. Fringe</b></td> <td style="width: 15%; text-align: center;">0</td> <td style="width: 15%; text-align: center;">0</td> <td style="width: 15%; text-align: center;">0</td> <td style="width: 15%; text-align: center;">0</td> </tr> </table> <p style="font-size: small; margin-top: 5px;"><i>Note: Fringes budgeted in House Bill 5 except for certain fringes budgeted directly to MoDOT, Highway Patrol, and Conservation.</i></p> <p style="margin-top: 10px;">Other Funds:</p>		FY 2024 Governor's Recommendation					GR	Federal	Other	Total	PS	0	0	0	0	EE	0	0	0	0	PSD	0	0	0	0	TRF	0	0	0	0	<b>Total</b>	<b>0</b>	<b>0</b>	<b>0</b>	<b>0</b>	<b>FTE</b>	<b>0.00</b>	<b>0.00</b>	<b>0.00</b>	<b>0.00</b>	<b>Est. Fringe</b>	0	0	0	0
	FY 2024 Budget Request																																																																																										
	GR	Federal	Other	Total																																																																																							
PS	0	0	0	0																																																																																							
EE	0	0	0	0																																																																																							
PSD	0	0	0	0																																																																																							
TRF	0	0	0	0																																																																																							
<b>Total</b>	<b>0</b>	<b>0</b>	<b>0</b>	<b>0</b>																																																																																							
<b>FTE</b>	<b>0.00</b>	<b>0.00</b>	<b>0.00</b>	<b>0.00</b>																																																																																							
<b>Est. Fringe</b>	0	0	0	0																																																																																							
	FY 2024 Governor's Recommendation																																																																																										
	GR	Federal	Other	Total																																																																																							
PS	0	0	0	0																																																																																							
EE	0	0	0	0																																																																																							
PSD	0	0	0	0																																																																																							
TRF	0	0	0	0																																																																																							
<b>Total</b>	<b>0</b>	<b>0</b>	<b>0</b>	<b>0</b>																																																																																							
<b>FTE</b>	<b>0.00</b>	<b>0.00</b>	<b>0.00</b>	<b>0.00</b>																																																																																							
<b>Est. Fringe</b>	0	0	0	0																																																																																							
<b>2. CORE DESCRIPTION</b>																																																																																											
<p>The house bill sections previously known as Division of Alcohol and Drug Abuse (ADA) and the Division of Comprehensive Psychiatric Services (CPS) administratively merged in FY 2013 creating the Division of Behavioral Health (DBH). For FY 2024, the budget reflects this change. DBH has the responsibility of ensuring that prevention, evaluation, care, and rehabilitation services are accessible to persons with behavioral health disorders. DBH exercises administrative supervision and oversight of inpatient psychiatric hospitals, residential facilities, and community-based programs funded or licensed/certified by the department. This core provides funding for personal services and expense and equipment for administrative staff who are essential in overseeing all statewide community programs and state-operated psychiatric hospitals by establishing policies and procedures; monitoring, evaluating and providing technical assistance; providing data analytics; and applying appropriate fiscal procedures to ensure financial accountability.</p>																																																																																											

### CORE DECISION ITEM

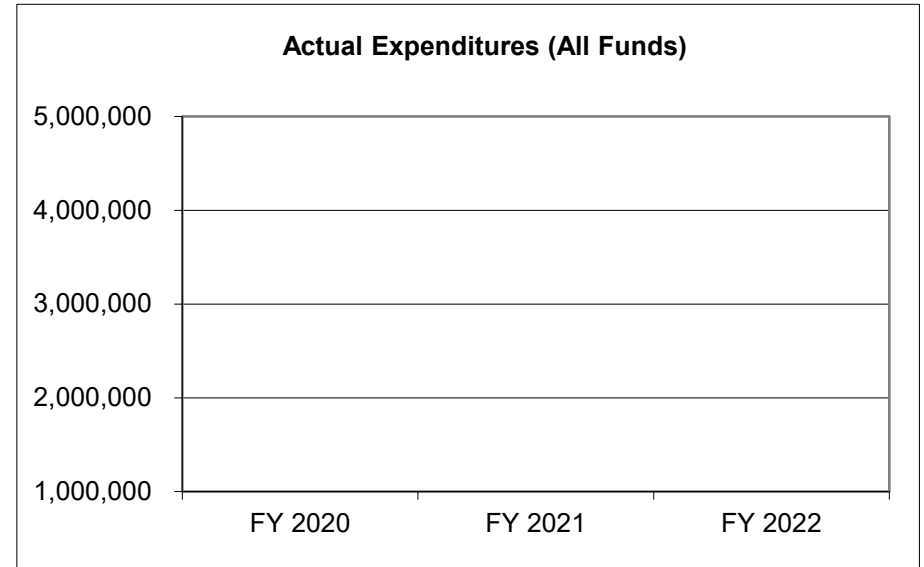
<b>Department:</b>	<b>Mental Health</b>	<b>Budget Unit:</b>	<b>69110C</b>
<b>Division:</b>	<b>Comprehensive Psychiatric Services</b>		
<b>Core:</b>	<b>Administration</b>	<b>HB Section:</b>	<b>10.200</b>

#### 3. PROGRAM LISTING (list programs included in this core funding)

Not applicable

#### 4. FINANCIAL HISTORY

	<b>FY 2020 Actual</b>	<b>FY 2021 Actual</b>	<b>FY 2022 Current Yr.</b>	<b>FY 2023 Current Yr.</b>
Appropriation (All Funds)	0	0	0	0
Less Reverted (All Funds)	0	0	0	0
Less Restricted (All Funds)*	0	0	0	0
Budget Authority (All Funds)	0	0	0	0
Actual Expenditures (All Funds)	0	0	0	N/A
Unexpended (All Funds)	0	0	0	N/A
Unexpended, by Fund:				
General Revenue	0	0	0	N/A
Federal	0	0	0	N/A
Other	0	0	0	N/A
	<b>(1)</b>	<b>(1)</b>	<b>(1)</b>	<b>(1)</b>



\*Current Year restricted amount is as of August 1, 2022.

Reverted includes the statutory three-percent reserve amount (when applicable).

Restricted includes any Governor's Expenditure Restrictions which remained at the end of the fiscal year (when applicable).

#### NOTES:

(1) For FY 2024, house bill sections previously known as ADA Administration and CPS Administration were merged to become DBH Administration. All historical and FY 2023 anticipated expenditures are reported in the DBH Administration core and program form.



# **Adult Community Programs (ACP)**



## CORE DECISION ITEM

<b>Department:</b> Mental Health	<b>Budget Unit:</b> 69209C, 69215C & 69420C
<b>Division:</b> Comprehensive Psychiatric Services	
<b>Core:</b> Adult Community Programs	<b>HB Section:</b> 10.210

### 1. CORE FINANCIAL SUMMARY

	FY 2024 Budget Request			
	GR	Federal	Other	Total
PS	0	0	0	0
EE	0	0	0	0
PSD	0	0	0	0
TRF	0	0	0	0
<b>Total</b>	<b>0</b>	<b>0</b>	<b>0</b>	<b>0</b>
<b>FTE</b>	<b>0.00</b>	<b>0.00</b>	<b>0.00</b>	<b>0.00</b>
<b>Est. Fringe</b>	<b>0</b>	<b>0</b>	<b>0</b>	<b>0</b>

*Note: Fringes budgeted in House Bill 5 except for certain fringes budgeted directly to MoDOT, Highway Patrol, and Conservation.*

Other Funds: Not applicable

	FY 2024 Governor's Recommendation			
	GR	Federal	Other	Total
PS	0	0	0	0
EE	0	0	0	0
PSD	0	0	0	0
TRF	0	0	0	0
<b>Total</b>	<b>0</b>	<b>0</b>	<b>0</b>	<b>0</b>
<b>FTE</b>	<b>0.00</b>	<b>0.00</b>	<b>0.00</b>	<b>0.00</b>
<b>Est. Fringe</b>	<b>0</b>	<b>0</b>	<b>0</b>	<b>0</b>

*Note: Fringes budgeted in House Bill 5 except for certain fringes budgeted directly to MoDOT, Highway Patrol, and Conservation.*

Other Funds:

### 2. CORE DESCRIPTION

For FY 2024, house bill sections previously referred to as Alcohol and Drug Abuse (ADA) Treatment, Compulsive Gambling, Substance Awareness Traffic Offender Program (SATOP), Adult Community Programs (ACP), Youth Community Programs (YCP), Civil Detention Legal Fees, Forensic Support Services, and a portion of Comprehensive Psychiatric Services (CPS) Medications are combined to become the Division of Behavioral Health (DBH) Community Treatment.

DBH is responsible for ensuring prevention, mental health promotion, evaluation, treatment, and rehabilitation services are accessible statewide. Treatment that is based in the community is both successful and cost effective, as a result of new medications and evidence-based therapies.

Adult Community Programs, primarily comprised of Community Psychiatric Rehabilitation Programs (CPRPs), are administered locally by Community Mental Health Centers (CMHC), including those that are Certified Community Behavioral Health Organizations (CCBHOs). These organizations serve as administrative agents for twenty-five (25) geographically defined service areas. Priority populations include the following that are: discharged from state hospitals; committed by the courts in forensic status; under the supervision of Probation and Parole; Medicaid eligible; or experiencing crises, to include danger of harm to self or others. Affiliate programs are also providers of CPRP allowing for expanded access to specialized services for the chronically mentally ill. Services are designed to promote independent living in the least restrictive setting possible. The goal of treatment is recovery. Recovery from behavioral health disorders is defined as a process of change through which individuals improve their health and wellness, live self-directed lives, and strive to reach their full potential. The four goals that support a life in recovery are successfully managing one's illness; having a safe place to live; participating in meaningful daily activities, such as a job or school; and maintaining healthy relationships.

### CORE DECISION ITEM

<b>Department:</b> <u>Mental Health</u>	<b>Budget Unit:</b> <u>69209C, 69215C &amp; 69420C</u>
<b>Division:</b> <u>Comprehensive Psychiatric Services</u>	
<b>Core:</b> <u>Adult Community Programs</u>	<b>HB Section:</b> <u>10.210</u>

#### 3. PROGRAM LISTING (list programs included in this core funding)

Not applicable

#### 4. FINANCIAL HISTORY

	<b>FY 2020 Actual</b>	<b>FY 2021 Actual</b>	<b>FY 2022 Actual</b>	<b>FY 2023 Current Yr.</b>	<b>Actual Expenditures (All Funds)</b>		
Appropriation (All Funds)	0	0	0	0			
Less Reverted (All Funds)	0	0	0	0	395,000,000		
Less Restricted (All Funds)*	0	0	0	0	380,000,000		
Budget Authority (All Funds)	0	0	0	0	365,000,000		
Actual Expenditures (All Funds)	0	0	0	N/A	350,000,000		
Unexpended (All Funds)	0	0	0	N/A	335,000,000		
Unexpended, by Fund:					320,000,000		
General Revenue	0	0	0	N/A	305,000,000		
Federal	0	0	0	N/A	290,000,000		
Other	0	0	0	N/A	275,000,000		
	<b>(1)</b>	<b>(1)</b>	<b>(1)</b>	<b>(1)</b>	260,000,000		
						<b>FY 2020</b>	<b>FY 2021</b>
							<b>FY 2022</b>

\*Current Year restricted amount is as of August 1, 2022.

Reverted includes the statutory three-percent reserve amount (when applicable).

Restricted includes any Governor's Expenditure Restrictions which remained at the end of the fiscal year (when applicable).

#### NOTES:

(1) In FY 2024, house bill sections previously referred to as ADA Treatment, Compulsive Gambling, SATOP, ACP, YCP, Civil Detention Legal Fees, Forensic Support Services, and a portion of CPS Medications are combined to become DBH Community Treatment. All historical and FY 2023 anticipated expenditures are reported in the DBH Community Treatment core and corresponding program form.

**CORE RECONCILIATION DETAIL**

**DEPARTMENT OF MENTAL HEALTH  
ADLT COMMUNITY PRG EASTERN**

**5. CORE RECONCILIATION DETAIL**

				<b>Budget Class</b>	<b>FTE</b>	<b>GR</b>	<b>Federal</b>	<b>Other</b>	<b>Total</b>	<b>Explanation</b>
<b>TAFP AFTER VETOES</b>										
				PD	0.00	0	2,000,000	0	2,000,000	
				<b>Total</b>	<b>0.00</b>	<b>0</b>	<b>2,000,000</b>	<b>0</b>	<b>2,000,000</b>	
<b>DEPARTMENT CORE ADJUSTMENTS</b>										
Core Reallocation	120	2129	PD		0.00	0	(2,000,000)	0	(2,000,000)	Reallocate Adult Community Prg East to MH Community Program for DBH efficiencies.
<b>NET DEPARTMENT CHANGES</b>					<b>0.00</b>	<b>0</b>	<b>(2,000,000)</b>	<b>0</b>	<b>(2,000,000)</b>	
<b>DEPARTMENT CORE REQUEST</b>										
				PD	0.00	0	0	0	0	
				<b>Total</b>	<b>0.00</b>	<b>0</b>	<b>0</b>	<b>0</b>	<b>0</b>	
<b>GOVERNOR'S RECOMMENDED CORE</b>										
				PD	0.00	0	0	0	0	
				<b>Total</b>	<b>0.00</b>	<b>0</b>	<b>0</b>	<b>0</b>	<b>0</b>	

REPORT 9 - FY 2024 DEPARTMENT REQUEST

DECISION ITEM SUMMARY

Budget Unit								
Decision Item	FY 2022	FY 2022	FY 2023	FY 2023	FY 2024	FY 2024	*****	*****
Budget Object Summary	ACTUAL	ACTUAL	BUDGET	BUDGET	DEPT REQ	DEPT REQ	SECURED	SECURED
Fund	DOLLAR	FTE	DOLLAR	FTE	DOLLAR	FTE	COLUMN	COLUMN
ADLT COMMUNITY PRG EASTERN								
CORE								
PROGRAM-SPECIFIC								
DEPT MENTAL HEALTH	1,605,816	0.00	2,000,000	0.00	0	0.00	0	0.00
TOTAL - PD	1,605,816	0.00	2,000,000	0.00	0	0.00	0	0.00
TOTAL	1,605,816	0.00	2,000,000	0.00	0	0.00	0	0.00
GRAND TOTAL								
	\$1,605,816	0.00	\$2,000,000	0.00	\$0	0.00	\$0	0.00

REPORT 10 - FY 2024 DEPARTMENT REQUEST

DECISION ITEM DETAIL

Budget Unit	FY 2022	FY 2022	FY 2023	FY 2023	FY 2024	FY 2024	*****	*****
Decision Item	ACTUAL	ACTUAL	BUDGET	BUDGET	DEPT REQ	DEPT REQ	SECURED	SECURED
Budget Object Class	DOLLAR	FTE	DOLLAR	FTE	DOLLAR	FTE	COLUMN	COLUMN
ADLT COMMUNITY PRG EASTERN								
CORE								
PROGRAM DISTRIBUTIONS	1,605,816	0.00	2,000,000	0.00	0	0.00	0	0.00
TOTAL - PD	1,605,816	0.00	2,000,000	0.00	0	0.00	0	0.00
GRAND TOTAL	\$1,605,816	0.00	\$2,000,000	0.00	\$0	0.00	\$0	0.00
GENERAL REVENUE	\$0	0.00	\$0	0.00	\$0	0.00		0.00
FEDERAL FUNDS	\$1,605,816	0.00	\$2,000,000	0.00	\$0	0.00		0.00
OTHER FUNDS	\$0	0.00	\$0	0.00	\$0	0.00		0.00





**Adult Community  
Programs Certified  
Community  
Behavioral Health  
Organizations**



## CORE DECISION ITEM

<b>Department:</b>	<b>Mental Health</b>	<b>Budget Unit:</b>	<b>69213C</b>
<b>Division:</b>	<b>Comprehensive Psychiatric Services</b>		
<b>Core:</b>	<b>Adult Community Program Certified Community Behavioral Health Organizations</b>	<b>HB Section:</b>	<b>10.215</b>

### 1. CORE FINANCIAL SUMMARY

	FY 2024 Budget Request			
	GR	Federal	Other	Total
PS	0	0	0	0
EE	0	0	0	0
PSD	0	0	0	0
TRF	0	0	0	0
<b>Total</b>	<b>0</b>	<b>0</b>	<b>0</b>	<b>0</b>
<b>FTE</b>	<b>0.00</b>	<b>0.00</b>	<b>0.00</b>	<b>0.00</b>

<b>Est. Fringe</b>	0	0	0	0
<i>Note: Fringes budgeted in House Bill 5 except for certain fringes budgeted directly to MoDOT, Highway Patrol, and Conservation.</i>				

Other Funds: Not applicable

	FY 2024 Governor's Recommendation			
	GR	Federal	Other	Total
PS	0	0	0	0
EE	0	0	0	0
PSD	0	0	0	0
TRF	0	0	0	0
<b>Total</b>	<b>0</b>	<b>0</b>	<b>0</b>	<b>0</b>
<b>FTE</b>	<b>0.00</b>	<b>0.00</b>	<b>0.00</b>	<b>0.00</b>

<b>Est. Fringe</b>	0	0	0	0
<i>Note: Fringes budgeted in House Bill 5 except for certain fringes budgeted directly to MoDOT, Highway Patrol, and Conservation.</i>				

Other Funds:

### 2. CORE DESCRIPTION

The Certified Community Behavioral Health Organization (CCBHO) house bill section was created during the FY 2021 legislative session to ensure transparency regarding services provided by the CCBHO providers. These expenditures have historically come from various house bill sections within the Division of Behavioral Health (DBH) budget previously referred to as: Alcohol and Drug Abuse (ADA) Treatment, Adult Community Programs (ACP), and Youth Community Programs (YCP). For FY 2024, house bill sections previously referred to as ACP CCBHO, YCP CCBHO and ADA CCBHO are combined to become DBH CCBHO.

Missouri is one of eight states selected by the federal Centers for Medicare & Medicaid Services (CMS) and Substance Abuse and Mental Health Services Administration (SAMHSA) to participate in a demonstration program, co-sponsored by Missouri's Senator Roy Blunt, to implement a Prospective Payment System (PPS) for the purchase of behavioral health services for certain Medicaid beneficiaries. The PPS is an actuarially sound cost-based reimbursement method that replaces the current Medicaid fee-for-service system which provides reimbursement for individual units of service provided. Instead, CCBHOs recognized by the Department of Mental Health (DMH) who are in substantial compliance with federal and state standards for CCBHOs receive a single, fixed payment amount for each day that they provide eligible CCBHO services to a Medicaid-eligible individual. Missouri currently has 18 CCBHOs that are participating in the federal demonstration, and two CCBHOs that are operating under the CCBHO State Plan Amendment, with one additional CCBHO onboarding within the next calendar year. Once complete, a total of 21 CCBHOs will cover all 114 counties in the State.

CCBHOs are designed to improve the availability, accessibility, and quality of community behavioral healthcare. CCBHOs integrate behavioral health with physical healthcare, while providing a comprehensive array of services that include crisis intervention, screening, treatment, prevention, peer and family support services, and wellness services for individuals with serious mental illnesses and substance use disorders.

### CORE DECISION ITEM

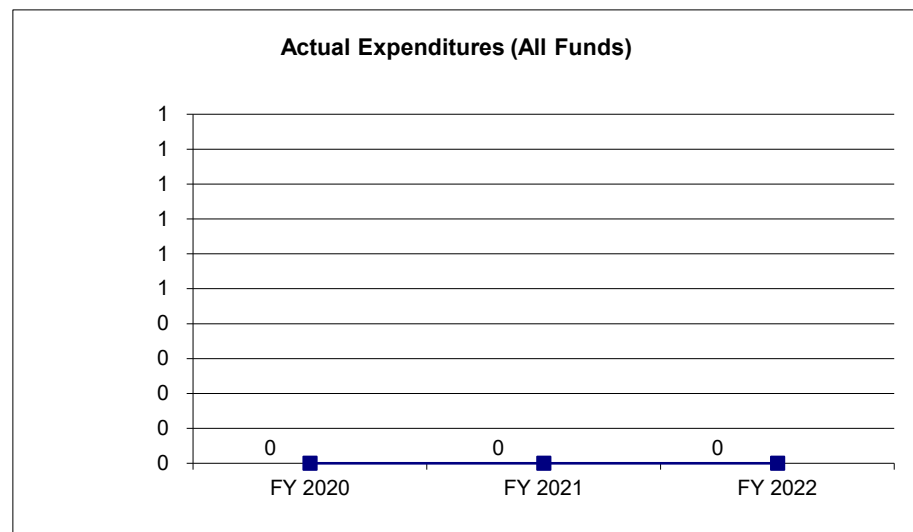
<b>Department:</b>	<b>Mental Health</b>	<b>Budget Unit:</b>	<b>69213C</b>
<b>Division:</b>	<b>Comprehensive Psychiatric Services</b>		
<b>Core:</b>	<b>Adult Community Program Certified Community Behavioral Health Organizations</b>	<b>HB Section:</b>	<b>10.215</b>

#### 3. PROGRAM LISTING (list programs included in this core funding)

Not applicable

#### 4. FINANCIAL HISTORY

	<b>FY 2020 Actual</b>	<b>FY 2021 Actual</b>	<b>FY 2022 Actual</b>	<b>FY 2023 Current Yr.</b>
Appropriation (All Funds)	0	0	0	0
Less Reverted (All Funds)	0	0	0	0
Less Restricted (All Funds)*	0	0	0	0
Budget Authority (All Funds)	0	0	0	0
Actual Expenditures (All Funds)	0	0	0	N/A
Unexpended (All Funds)	0	0	0	N/A
Unexpended, by Fund:				
General Revenue	0	0	0	N/A
Federal	0	0	0	N/A
Other	0	0	0	N/A
	<b>(1)</b>	<b>(1)</b>	<b>(1)</b>	<b>(1)</b>



\*Current Year restricted amount is as of August 1, 2022.

Reverted includes the statutory three percent reserve amount (when applicable).

Restricted includes any Governor's expenditure restrictions which remained at the end of the fiscal year (when applicable).

#### NOTES:

**(1)** For FY 2024, house bill sections previously referred to as ACP CCBHO, YCP CCBHO and ADA CCBHO are combined to become DBH CCBHO. All historical and FY 2023 anticipated expenditures are reported in the DBH CCBHO core and program form.

# **Civil Detention Legal Fees**



## CORE DECISION ITEM

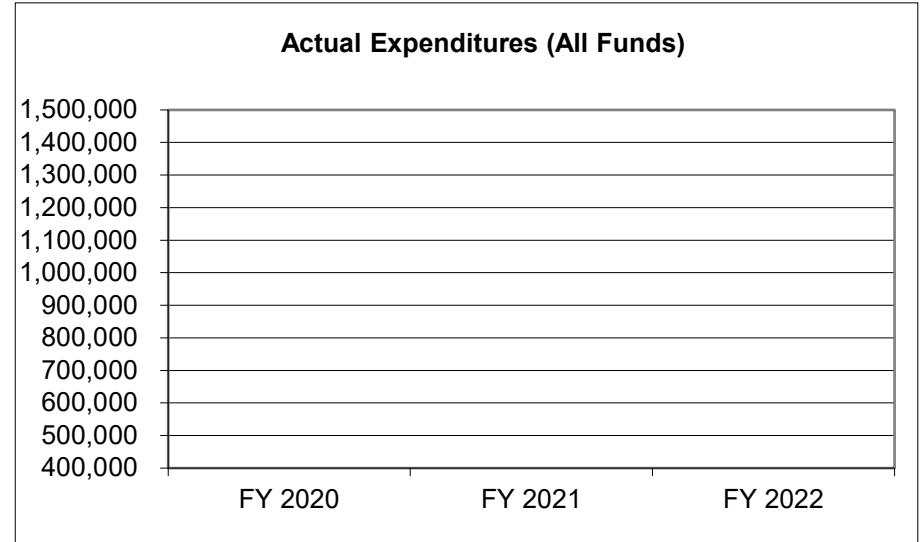
<b>Department:</b> <u>Mental Health</u> <b>Division:</b> <u>Comprehensive Psychiatric Services</u> <b>Core:</b> <u>Civil Detention Legal Fees</u>	<b>Budget Unit:</b> <u>69231C</u>  <b>HB Section:</b> <u>10.220</u>																																																																																										
<b>1. CORE FINANCIAL SUMMARY</b>																																																																																											
<table style="width: 100%; border-collapse: collapse;"> <tr> <th></th> <th colspan="4" style="text-align: center; border-bottom: 1px solid black;">FY 2024 Budget Request</th> </tr> <tr> <th></th> <th style="text-align: center;">GR</th> <th style="text-align: center;">Federal</th> <th style="text-align: center;">Other</th> <th style="text-align: center;">Total</th> </tr> <tr> <td>PS</td> <td style="text-align: center;">0</td> <td style="text-align: center;">0</td> <td style="text-align: center;">0</td> <td style="text-align: center;">0</td> </tr> <tr> <td>EE</td> <td style="text-align: center;">0</td> <td style="text-align: center;">0</td> <td style="text-align: center;">0</td> <td style="text-align: center;">0</td> </tr> <tr> <td>PSD</td> <td style="text-align: center;">0</td> <td style="text-align: center;">0</td> <td style="text-align: center;">0</td> <td style="text-align: center;">0</td> </tr> <tr> <td>TRF</td> <td style="text-align: center;">0</td> <td style="text-align: center;">0</td> <td style="text-align: center;">0</td> <td style="text-align: center;">0</td> </tr> <tr> <td><b>Total</b></td> <td style="text-align: center; border-top: 1px solid black;"><b>0</b></td> <td style="text-align: center; border-top: 1px solid black;"><b>0</b></td> <td style="text-align: center; border-top: 1px solid black;"><b>0</b></td> <td style="text-align: center; border-top: 1px solid black;"><b>0</b></td> </tr> <tr> <td><b>FTE</b></td> <td style="text-align: center; border-top: 1px solid black;"><b>0.00</b></td> <td style="text-align: center; border-top: 1px solid black;"><b>0.00</b></td> <td style="text-align: center; border-top: 1px solid black;"><b>0.00</b></td> <td style="text-align: center; border-top: 1px solid black;"><b>0.00</b></td> </tr> <tr> <td><i>Est. Fringe</i></td> <td style="text-align: center;"><i>0</i></td> <td style="text-align: center;"><i>0</i></td> <td style="text-align: center;"><i>0</i></td> <td style="text-align: center;"><i>0</i></td> </tr> </table> <p style="font-size: small; margin-top: 5px;"><i>Note: Fringes budgeted in House Bill 5 except for certain fringes budgeted directly to MoDOT, Highway Patrol, and Conservation.</i></p>		FY 2024 Budget Request					GR	Federal	Other	Total	PS	0	0	0	0	EE	0	0	0	0	PSD	0	0	0	0	TRF	0	0	0	0	<b>Total</b>	<b>0</b>	<b>0</b>	<b>0</b>	<b>0</b>	<b>FTE</b>	<b>0.00</b>	<b>0.00</b>	<b>0.00</b>	<b>0.00</b>	<i>Est. Fringe</i>	<i>0</i>	<i>0</i>	<i>0</i>	<i>0</i>	<table style="width: 100%; border-collapse: collapse;"> <tr> <th></th> <th colspan="4" style="text-align: center; border-bottom: 1px solid black;">FY 2024 Governor's Recommendation</th> </tr> <tr> <th></th> <th style="text-align: center;">GR</th> <th style="text-align: center;">Federal</th> <th style="text-align: center;">Other</th> <th style="text-align: center;">Total</th> </tr> <tr> <td>PS</td> <td style="text-align: center;">0</td> <td style="text-align: center;">0</td> <td style="text-align: center;">0</td> <td style="text-align: center;">0</td> </tr> <tr> <td>EE</td> <td style="text-align: center;">0</td> <td style="text-align: center;">0</td> <td style="text-align: center;">0</td> <td style="text-align: center;">0</td> </tr> <tr> <td>PSD</td> <td style="text-align: center;">0</td> <td style="text-align: center;">0</td> <td style="text-align: center;">0</td> <td style="text-align: center;">0</td> </tr> <tr> <td>TRF</td> <td style="text-align: center;">0</td> <td style="text-align: center;">0</td> <td style="text-align: center;">0</td> <td style="text-align: center;">0</td> </tr> <tr> <td><b>Total</b></td> <td style="text-align: center; border-top: 1px solid black;"><b>0</b></td> <td style="text-align: center; border-top: 1px solid black;"><b>0</b></td> <td style="text-align: center; border-top: 1px solid black;"><b>0</b></td> <td style="text-align: center; border-top: 1px solid black;"><b>0</b></td> </tr> <tr> <td><b>FTE</b></td> <td style="text-align: center; border-top: 1px solid black;"><b>0.00</b></td> <td style="text-align: center; border-top: 1px solid black;"><b>0.00</b></td> <td style="text-align: center; border-top: 1px solid black;"><b>0.00</b></td> <td style="text-align: center; border-top: 1px solid black;"><b>0.00</b></td> </tr> <tr> <td><i>Est. Fringe</i></td> <td style="text-align: center;"><i>0</i></td> <td style="text-align: center;"><i>0</i></td> <td style="text-align: center;"><i>0</i></td> <td style="text-align: center;"><i>0</i></td> </tr> </table> <p style="font-size: small; margin-top: 5px;"><i>Note: Fringes budgeted in House Bill 5 except for certain fringes budgeted directly to MoDOT, Highway Patrol, and Conservation.</i></p>		FY 2024 Governor's Recommendation					GR	Federal	Other	Total	PS	0	0	0	0	EE	0	0	0	0	PSD	0	0	0	0	TRF	0	0	0	0	<b>Total</b>	<b>0</b>	<b>0</b>	<b>0</b>	<b>0</b>	<b>FTE</b>	<b>0.00</b>	<b>0.00</b>	<b>0.00</b>	<b>0.00</b>	<i>Est. Fringe</i>	<i>0</i>	<i>0</i>	<i>0</i>	<i>0</i>
	FY 2024 Budget Request																																																																																										
	GR	Federal	Other	Total																																																																																							
PS	0	0	0	0																																																																																							
EE	0	0	0	0																																																																																							
PSD	0	0	0	0																																																																																							
TRF	0	0	0	0																																																																																							
<b>Total</b>	<b>0</b>	<b>0</b>	<b>0</b>	<b>0</b>																																																																																							
<b>FTE</b>	<b>0.00</b>	<b>0.00</b>	<b>0.00</b>	<b>0.00</b>																																																																																							
<i>Est. Fringe</i>	<i>0</i>	<i>0</i>	<i>0</i>	<i>0</i>																																																																																							
	FY 2024 Governor's Recommendation																																																																																										
	GR	Federal	Other	Total																																																																																							
PS	0	0	0	0																																																																																							
EE	0	0	0	0																																																																																							
PSD	0	0	0	0																																																																																							
TRF	0	0	0	0																																																																																							
<b>Total</b>	<b>0</b>	<b>0</b>	<b>0</b>	<b>0</b>																																																																																							
<b>FTE</b>	<b>0.00</b>	<b>0.00</b>	<b>0.00</b>	<b>0.00</b>																																																																																							
<i>Est. Fringe</i>	<i>0</i>	<i>0</i>	<i>0</i>	<i>0</i>																																																																																							
Other Funds:    Not applicable	Other Funds:																																																																																										
<b>2. CORE DESCRIPTION</b>																																																																																											
<p>For FY 2024, house bill sections previously referred to as Alcohol and Drug Abuse (ADA) Treatment, Compulsive Gambling, Substance Awareness Traffic Offender Program (SATOP), Adult Community Programs (ACP), Youth Community Programs (YCP), Civil Detention Legal Fees, Forensic Support Services, and a portion of Comprehensive Psychiatric Services (CPS) Medications are combined to become the Division of Behavioral Health (DBH) Community Treatment. Statute mandates that certain fees and costs for involuntary civil detention proceedings for an individual who presents a likelihood of harm due to a mental illness or substance use disorder be paid by the State (Sections 56.700, 57.280, 488.435, 630.130, 632.415, RSMo.).</p> <p>It is required that reasonable attorney fees and costs be paid in involuntary civil detention hearings when the court has determined that the individual is unable to pay. Likewise, reasonable attorney fees and costs are paid for involuntary electroconvulsive therapy court proceedings when the court has determined the individual is unable to pay. Sheriff mileage fees for executing a court warrant for civil involuntary detention proceedings are considered court costs and are reimbursed at the rate set by the Internal Revenue Service.</p>																																																																																											
<b>3. PROGRAM LISTING (list programs included in this core funding)</b>																																																																																											
Not applicable																																																																																											

### CORE DECISION ITEM

<b>Department:</b>	<b>Mental Health</b>	<b>Budget Unit:</b>	<b>69231C</b>
<b>Division:</b>	<b>Comprehensive Psychiatric Services</b>		
<b>Core:</b>	<b>Civil Detention Legal Fees</b>	<b>HB Section:</b>	<b>10.220</b>

#### 4. FINANCIAL HISTORY

	<b>FY 2020 Actual</b>	<b>FY 2021 Actual</b>	<b>FY 2022 Actual</b>	<b>FY 2023 Current Yr.</b>
Appropriation (All Funds)	0	0	0	0
Less Reverted (All Funds)	0	0	0	0
Less Restricted (All Funds)*	0	0	0	0
Budget Authority (All Funds)	0	0	0	0
Actual Expenditures (All Funds)	0	0	0	N/A
Unexpended (All Funds)	0	0	0	N/A
Unexpended, by Fund:				
General Revenue	0	0	0	N/A
Federal	0	0	0	N/A
Other	0	0	0	N/A
	<b>(1)</b>	<b>(1)</b>	<b>(1)</b>	<b>(1)</b>



\*Current Year restricted amount is as of August 1, 2022.

Reverted includes the statutory three-percent reserve amount (when applicable).

Restricted includes any Governor's Expenditure Restrictions which remained at the end of the fiscal year (when applicable).

#### **NOTES:**

**(1)** In FY 2024, house bill sections previously referred to as ADA Treatment, Compulsive Gambling, SATOP, ACP, YCP, Civil Detention Legal Fees, Forensic Support Services, and a portion of CPS Medications are combined to become DBH Community Treatment. All historical and FY 2023 anticipated expenditures are reported in the DBH Community Treatment core and program form.



## CORE RECONCILIATION DETAIL

### DEPARTMENT OF MENTAL HEALTH CIVIL DETENTION LEGAL FEES

#### 5. CORE RECONCILIATION DETAIL

				Budget Class	FTE	GR	Federal	Other	Total	Explanation
<b>TAFP AFTER VETOES</b>										
				EE	0.00	683,292	0	0	683,292	
				PD	0.00	64,149	0	0	64,149	
				<b>Total</b>	<b>0.00</b>	<b>747,441</b>	<b>0</b>	<b>0</b>	<b>747,441</b>	
<b>DEPARTMENT CORE ADJUSTMENTS</b>										
Core Reallocation	310	1864		EE	0.00	(683,292)	0	0	(683,292)	Reallocate from Civil Detention Legal Fees to MH Community Program for DBH efficiencies.
Core Reallocation	310	1864		PD	0.00	(64,149)	0	0	(64,149)	Reallocate from Civil Detention Legal Fees to MH Community Program for DBH efficiencies.
<b>NET DEPARTMENT CHANGES</b>					<b>0.00</b>	<b>(747,441)</b>	<b>0</b>	<b>0</b>	<b>(747,441)</b>	
<b>DEPARTMENT CORE REQUEST</b>										
				EE	0.00	0	0	0	0	
				PD	0.00	0	0	0	0	
				<b>Total</b>	<b>0.00</b>	<b>0</b>	<b>0</b>	<b>0</b>	<b>0</b>	
<b>GOVERNOR'S RECOMMENDED CORE</b>										
				EE	0.00	0	0	0	0	
				PD	0.00	0	0	0	0	
				<b>Total</b>	<b>0.00</b>	<b>0</b>	<b>0</b>	<b>0</b>	<b>0</b>	

## REPORT 9 - FY 2024 DEPARTMENT REQUEST

## DECISION ITEM SUMMARY

Budget Unit								
Decision Item	FY 2022	FY 2022	FY 2023	FY 2023	FY 2024	FY 2024	*****	*****
Budget Object Summary	ACTUAL	ACTUAL	BUDGET	BUDGET	DEPT REQ	DEPT REQ	SECURED	SECURED
Fund	DOLLAR	FTE	DOLLAR	FTE	DOLLAR	FTE	COLUMN	COLUMN
<b>CIVIL DETENTION LEGAL FEES</b>								
<b>CORE</b>								
EXPENSE & EQUIPMENT								
GENERAL REVENUE	681,720	0.00	683,292	0.00	0	0.00	0	0.00
TOTAL - EE	681,720	0.00	683,292	0.00	0	0.00	0	0.00
PROGRAM-SPECIFIC								
GENERAL REVENUE	59,947	0.00	64,149	0.00	0	0.00	0	0.00
TOTAL - PD	59,947	0.00	64,149	0.00	0	0.00	0	0.00
<b>TOTAL</b>	<b>741,667</b>	<b>0.00</b>	<b>747,441</b>	<b>0.00</b>	<b>0</b>	<b>0.00</b>	<b>0</b>	<b>0.00</b>
<b>GRAND TOTAL</b>	<b>\$741,667</b>	<b>0.00</b>	<b>\$747,441</b>	<b>0.00</b>	<b>\$0</b>	<b>0.00</b>	<b>\$0</b>	<b>0.00</b>

REPORT 10 - FY 2024 DEPARTMENT REQUEST

DECISION ITEM DETAIL

Budget Unit	FY 2022	FY 2022	FY 2023	FY 2023	FY 2024	FY 2024	*****	*****
Decision Item	ACTUAL	ACTUAL	BUDGET	BUDGET	DEPT REQ	DEPT REQ	SECURED	SECURED
Budget Object Class	DOLLAR	FTE	DOLLAR	FTE	DOLLAR	FTE	COLUMN	COLUMN
CIVIL DETENTION LEGAL FEES								
CORE								
PROFESSIONAL SERVICES	681,720	0.00	683,292	0.00	0	0.00	0	0.00
TOTAL - EE	681,720	0.00	683,292	0.00	0	0.00	0	0.00
PROGRAM DISTRIBUTIONS	59,947	0.00	64,149	0.00	0	0.00	0	0.00
TOTAL - PD	59,947	0.00	64,149	0.00	0	0.00	0	0.00
GRAND TOTAL	\$741,667	0.00	\$747,441	0.00	\$0	0.00	\$0	0.00
GENERAL REVENUE	\$741,667	0.00	\$747,441	0.00	\$0	0.00		0.00
FEDERAL FUNDS	\$0	0.00	\$0	0.00	\$0	0.00		0.00
OTHER FUNDS	\$0	0.00	\$0	0.00	\$0	0.00		0.00



# **Forensic Support Services**



## CORE DECISION ITEM

<b>Department:</b>	<b>Mental Health</b>	<b>Budget Unit:</b>	<b>69255C</b>
<b>Division:</b>	<b>Behavioral Health</b>		
<b>Core:</b>	<b>Forensic Support Services</b>	<b>HB Section:</b>	<b>10.225</b>

### 1. CORE FINANCIAL SUMMARY

FY 2024 Budget Request					FY 2024 Governor's Recommendation				
	GR	Federal	Other	Total		GR	Federal	Other	Total
PS	0	0	0	0	PS	0	0	0	0
EE	0	0	0	0	EE	0	0	0	0
PSD	0	0	0	0	PSD	0	0	0	0
TRF	0	0	0	0	TRF	0	0	0	0
<b>Total</b>	<b>0</b>	<b>0</b>	<b>0</b>	<b>0</b>	<b>Total</b>	<b>0</b>	<b>0</b>	<b>0</b>	<b>0</b>
<b>FTE</b>	<b>0.00</b>	<b>0.00</b>	<b>0.00</b>	<b>0.00</b>	<b>FTE</b>	<b>0.00</b>	<b>0.00</b>	<b>0.00</b>	<b>0.00</b>

<b>Est. Fringe</b>	0	0	0	0
--------------------	---	---	---	---

*Note: Fringes budgeted in House Bill 5 except for certain fringes budgeted directly to MoDOT, Highway Patrol, and Conservation.*

Other Funds: Not applicable

<b>Est. Fringe</b>	0	0	0	0
--------------------	---	---	---	---

*Note: Fringes budgeted in House Bill 5 except for certain fringes budgeted directly to MoDOT, Highway Patrol, and Conservation.*

Other Funds:

### 2. CORE DESCRIPTION

For FY 2024, house bill sections previously referred to as Alcohol and Drug Abuse (ADA) Treatment, Compulsive Gambling, Substance Awareness Traffic Offender Program (SATOP), Adult Community Programs (ACP), Youth Community Programs (YCP), Civil Detention Legal Fees, Forensic Support Services, and a portion of Comprehensive Psychiatric Services (CPS) Medications are combined to become the Division of Behavioral Health (DBH) Community Treatment.

The Department of Mental Health is statutorily mandated to monitor forensic clients acquitted as not guilty by reason of mental disease or defect who are granted a conditional release to the community by the court.

Monitoring is provided by Forensic Case Monitors under the direction of the Director of Forensic Services and the facility Forensic Review Committees. There are 13 Forensic Case Monitors located across the state who oversee 415 forensic clients on court-ordered conditional release.

This item also funds court-ordered pre-trial evaluations by Certified Forensic Examiners as required under Chapter 552, RSMo.

### 3. PROGRAM LISTING (list programs included in this core funding)

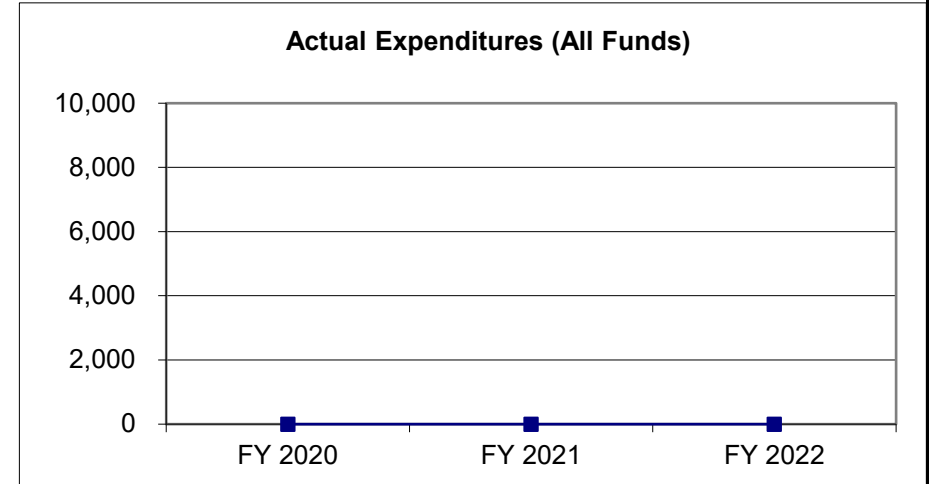
Not applicable

### CORE DECISION ITEM

<b>Department:</b>	<b>Mental Health</b>	<b>Budget Unit:</b>	<b>69255C</b>
<b>Division:</b>	<b>Behavioral Health</b>		
<b>Core:</b>	<b>Forensic Support Services</b>	<b>HB Section:</b>	<b>10.225</b>

#### 4. FINANCIAL HISTORY

	<b>FY 2020 Actual</b>	<b>FY 2021 Actual</b>	<b>FY 2022 Actual</b>	<b>FY 2023 Current Yr.</b>
Appropriation (All Funds)	0	0	0	0
Less Reverted (All Funds)	0	0	0	0
Less Restricted (All Funds)*	0	0	0	0
Budget Authority (All Funds)	0	0	0	0
Actual Expenditures (All Funds)	0	0	0	N/A
Unexpended (All Funds)	0	0	0	N/A
Unexpended, by Fund:				
General Revenue	0	0	0	N/A
Federal	0	0	0	N/A
Other	0	0	0	N/A
	<b>(1)</b>	<b>(1)</b>	<b>(1)</b>	<b>(1)</b>



\*Current Year restricted amount is as of August 1, 2022.

Reverted includes the statutory three-percent reserve amount (when applicable).

Restricted includes any Governor's Expenditure Restrictions which remained at the end of the fiscal year (when applicable).

#### **NOTES:**

**(1)** In FY 2024, house bill sections previously referred to as Alcohol and Drug Abuse (ADA) Treatment, Compulsive Gambling, Substance Awareness Traffic Offender Program (SATOP), Adult Community Programs (ACP), Youth Community Programs (YCP), Civil Detention Legal Fees, Forensic Support Services, and a portion of Comprehensive Psychiatric Services (CPS) Medications are combined to become the Division of Behavioral Health (DBH) Community Treatment. All historical and FY 2023 expenditures are reported in the DBH Community Treatment core and program form.



**CORE RECONCILIATION DETAIL**

**DEPARTMENT OF MENTAL HEALTH  
FORENSIC SUPPORT SERVS (FSS)**

**5. CORE RECONCILIATION DETAIL**

				<b>Budget Class</b>	<b>FTE</b>	<b>GR</b>	<b>Federal</b>	<b>Other</b>	<b>Total</b>	<b>Explanation</b>
<b>TAFP AFTER VETOES</b>										
				PS	15.88	873,167	4,545	0	877,712	
				EE	0.00	28,945	45,533	0	74,478	
				<b>Total</b>	<b>15.88</b>	<b>902,112</b>	<b>50,078</b>	<b>0</b>	<b>952,190</b>	
<b>DEPARTMENT CORE ADJUSTMENTS</b>										
Core Reallocation	121	1866		PS	(15.68)	(873,167)	0	0	(873,167)	Reallocate Forensic Support Svcs to MH Community Prog for DBH efficiencies.
Core Reallocation	124	1867		EE	0.00	(28,945)	0	0	(28,945)	Reallocate Forensic Support Svcs to MH Community Prog for DBH efficiencies.
Core Reallocation	125	2630		PS	(0.20)	0	(4,545)	0	(4,545)	Reallocate Forensic Support Svcs to MH Community Prog for DBH efficiencies.
Core Reallocation	126	8394		EE	0.00	0	(45,533)	0	(45,533)	Reallocate Forensic Support Svcs to MH Community Prog for DBH efficiencies.
<b>NET DEPARTMENT CHANGES</b>					<b>(15.88)</b>	<b>(902,112)</b>	<b>(50,078)</b>	<b>0</b>	<b>(952,190)</b>	
<b>DEPARTMENT CORE REQUEST</b>										
				PS	(0.00)	0	0	0	0	
				EE	0.00	0	0	0	0	
				<b>Total</b>	<b>(0.00)</b>	<b>0</b>	<b>0</b>	<b>0</b>	<b>0</b>	
<b>GOVERNOR'S RECOMMENDED CORE</b>										
				PS	(0.00)	0	0	0	0	

**CORE RECONCILIATION DETAIL**

**DEPARTMENT OF MENTAL HEALTH  
FORENSIC SUPPORT SERVS (FSS)**

**5. CORE RECONCILIATION DETAIL**

	Budget Class	FTE	GR	Federal	Other	Total	Explanation
GOVERNOR'S RECOMMENDED CORE							
	EE	0.00	0	0	0	0	
	<b>Total</b>	<b>(0.00)</b>	<b>0</b>	<b>0</b>	<b>0</b>	<b>0</b>	

## REPORT 9 - FY 2024 DEPARTMENT REQUEST

## DECISION ITEM SUMMARY

Budget Unit								
Decision Item	FY 2022	FY 2022	FY 2023	FY 2023	FY 2024	FY 2024	*****	*****
Budget Object Summary	ACTUAL	ACTUAL	BUDGET	BUDGET	DEPT REQ	DEPT REQ	SECURED	SECURED
Fund	DOLLAR	FTE	DOLLAR	FTE	DOLLAR	FTE	COLUMN	COLUMN
<b>FORENSIC SUPPORT SERVS (FSS)</b>								
<b>CORE</b>								
PERSONAL SERVICES								
GENERAL REVENUE	790,759	15.60	873,167	15.68	0	(0.00)	0	0.00
DEPT MENTAL HEALTH	4,545	0.04	4,545	0.20	0	0.00	0	0.00
TOTAL - PS	795,304	15.64	877,712	15.88	0	(0.00)	0	0.00
EXPENSE & EQUIPMENT								
GENERAL REVENUE	26,077	0.00	28,945	0.00	0	0.00	0	0.00
DEPT MENTAL HEALTH	41,883	0.00	45,533	0.00	0	0.00	0	0.00
TOTAL - EE	67,960	0.00	74,478	0.00	0	0.00	0	0.00
<b>TOTAL</b>	<b>863,264</b>	<b>15.64</b>	<b>952,190</b>	<b>15.88</b>	<b>0</b>	<b>(0.00)</b>	<b>0</b>	<b>0.00</b>
<b>GRAND TOTAL</b>	<b>\$863,264</b>	<b>15.64</b>	<b>\$952,190</b>	<b>15.88</b>	<b>\$0</b>	<b>(0.00)</b>	<b>\$0</b>	<b>0.00</b>

# REPORT 10 - FY 2024 DEPARTMENT REQUEST

# DECISION ITEM DETAIL

Budget Unit	FY 2022	FY 2022	FY 2023	FY 2023	FY 2024	FY 2024	*****	*****
Decision Item	ACTUAL	ACTUAL	BUDGET	BUDGET	DEPT REQ	DEPT REQ	SECURED	SECURED
Budget Object Class	DOLLAR	FTE	DOLLAR	FTE	DOLLAR	FTE	COLUMN	COLUMN
<b>FORENSIC SUPPORT SERVS (FSS)</b>								
<b>CORE</b>								
DESIGNATED PRINCIPAL ASST DIV	94,544	0.90	109,486	1.14	0	(0.00)	0	0.00
OFFICE WORKER MISCELLANEOUS	13,687	0.49	14,124	0.47	0	0.00	0	0.00
MISCELLANEOUS PROFESSIONAL	840	0.02	0	0.00	0	0.00	0	0.00
ADMINISTRATIVE SUPPORT CLERK	14,614	0.50	17,264	0.50	0	0.00	0	0.00
ADMIN SUPPORT ASSISTANT	14,796	0.50	17,021	0.50	0	0.00	0	0.00
ADMIN SUPPORT PROFESSIONAL	23,840	0.52	1,788	0.04	0	0.00	0	0.00
SENIOR PSYCHOLOGIST	69,339	0.80	73,885	1.00	0	0.00	0	0.00
DIRECTOR OF PSYCHOLOGY	0	0.00	731	0.00	0	0.00	0	0.00
SENIOR CLINICAL CASEWORKER	474,563	9.99	519,851	10.40	0	0.00	0	0.00
CLINICAL SOCIAL WORK SPV/SPEC	52,621	1.00	81,666	0.83	0	0.00	0	0.00
LEGAL ASSISTANT	36,460	0.92	41,896	1.00	0	0.00	0	0.00
<b>TOTAL - PS</b>	<b>795,304</b>	<b>15.64</b>	<b>877,712</b>	<b>15.88</b>	<b>0</b>	<b>0.00</b>	<b>0</b>	<b>0.00</b>
TRAVEL, IN-STATE	47,691	0.00	36,819	0.00	0	0.00	0	0.00
TRAVEL, OUT-OF-STATE	0	0.00	1,145	0.00	0	0.00	0	0.00
SUPPLIES	68	0.00	200	0.00	0	0.00	0	0.00
PROFESSIONAL DEVELOPMENT	1,620	0.00	2,760	0.00	0	0.00	0	0.00
COMMUNICATION SERV & SUPP	9,828	0.00	12,234	0.00	0	0.00	0	0.00
PROFESSIONAL SERVICES	792	0.00	20,790	0.00	0	0.00	0	0.00
M&R SERVICES	0	0.00	180	0.00	0	0.00	0	0.00
OFFICE EQUIPMENT	0	0.00	50	0.00	0	0.00	0	0.00
OTHER EQUIPMENT	7,961	0.00	150	0.00	0	0.00	0	0.00
BUILDING LEASE PAYMENTS	0	0.00	50	0.00	0	0.00	0	0.00
EQUIPMENT RENTALS & LEASES	0	0.00	50	0.00	0	0.00	0	0.00
MISCELLANEOUS EXPENSES	0	0.00	50	0.00	0	0.00	0	0.00
<b>TOTAL - EE</b>	<b>67,960</b>	<b>0.00</b>	<b>74,478</b>	<b>0.00</b>	<b>0</b>	<b>0.00</b>	<b>0</b>	<b>0.00</b>
<b>GRAND TOTAL</b>	<b>\$863,264</b>	<b>15.64</b>	<b>\$952,190</b>	<b>15.88</b>	<b>\$0</b>	<b>0.00</b>	<b>\$0</b>	<b>0.00</b>
<b>GENERAL REVENUE</b>	<b>\$816,836</b>	<b>15.60</b>	<b>\$902,112</b>	<b>15.68</b>	<b>\$0</b>	<b>0.00</b>		<b>0.00</b>
<b>FEDERAL FUNDS</b>	<b>\$46,428</b>	<b>0.04</b>	<b>\$50,078</b>	<b>0.20</b>	<b>\$0</b>	<b>0.00</b>		<b>0.00</b>
<b>OTHER FUNDS</b>	<b>\$0</b>	<b>0.00</b>	<b>\$0</b>	<b>0.00</b>	<b>\$0</b>	<b>0.00</b>		<b>0.00</b>

9/20/22 19:27

im\_didetail

# **Youth Community Programs (YCP)**



## CORE DECISION ITEM

<b>Department:</b>	<b>Mental Health</b>	<b>Budget Unit:</b>	<b>69274C</b>
<b>Division:</b>	<b>Comprehensive Psychiatric Services</b>		
<b>Core:</b>	<b>Youth Community Programs</b>	<b>HB Section:</b>	<b>10.230</b>

### 1. CORE FINANCIAL SUMMARY

FY 2024 Budget Request					FY 2024 Governor's Recommendation				
	GR	Federal	Other	Total		GR	Federal	Other	Total
<b>PS</b>	0	0	0	0	<b>PS</b>	0	0	0	0
<b>EE</b>	0	0	0	0	<b>EE</b>	0	0	0	0
<b>PSD</b>	0	0	0	0	<b>PSD</b>	0	0	0	0
<b>TRF</b>	0	0	0	0	<b>TRF</b>	0	0	0	0
<b>Total</b>	<b>0</b>	<b>0</b>	<b>0</b>	<b>0</b>	<b>Total</b>	<b>0</b>	<b>0</b>	<b>0</b>	<b>0</b>
<b>FTE</b>	<b>0.00</b>	<b>0.00</b>	<b>0.00</b>	<b>0.00</b>	<b>FTE</b>	<b>0.00</b>	<b>0.00</b>	<b>0.00</b>	<b>0.00</b>
<b>Est. Fringe</b>	0	0	0	0	<b>Est. Fringe</b>	0	0	0	0
<i>Note: Fringes budgeted in House Bill 5 except for certain fringes budgeted directly to MoDOT, Highway Patrol, and Conservation.</i>					<i>Note: Fringes budgeted in House Bill 5 except for certain fringes budgeted directly to MoDOT, Highway Patrol, and Conservation.</i>				
Other Funds:	Not applicable				Other Funds:				

### 2. CORE DESCRIPTION

For FY 2024, house bill sections previously referred to as Alcohol and Drug Abuse (ADA) Treatment, Compulsive Gambling, Substance Awareness Traffic Offender Program (SATOP), Adult Community Programs (ACP), Youth Community Programs (YCP), Civil Detention Legal Fees, Forensic Support Services, and a portion of Comprehensive Psychiatric Services (CPS) Medications are combined to become the Division of Behavioral Health (DBH) Community Treatment. YCPs core item is to fund an array of treatment interventions for youth experiencing serious emotional disturbance (SED) residing in the community. Children and youth with SED and acute psychiatric needs are the primary clients that receive services funded by YCPs. An estimate of prevalence from a January 2018 analysis<sup>1</sup> shows approximately ten percent (10%) of all Missouri children, or 137,143 children, based upon the 2020 population estimates, could experience SED. Based upon a conservative presentation rate of fifty percent (50%) of children experiencing SED, some 68,529 children may need services from the public mental health authority. However, in FY 2022 only 23,925 children received DBH services.

<sup>1</sup>Williams, N. J., Scott, L., & Aarons, G. A. (2018). Prevalence of Serious Emotional Disturbance Among U.S. Children: A Meta-Analysis. *Psychiatric Services*, 69(1), 32-40.

### CORE DECISION ITEM

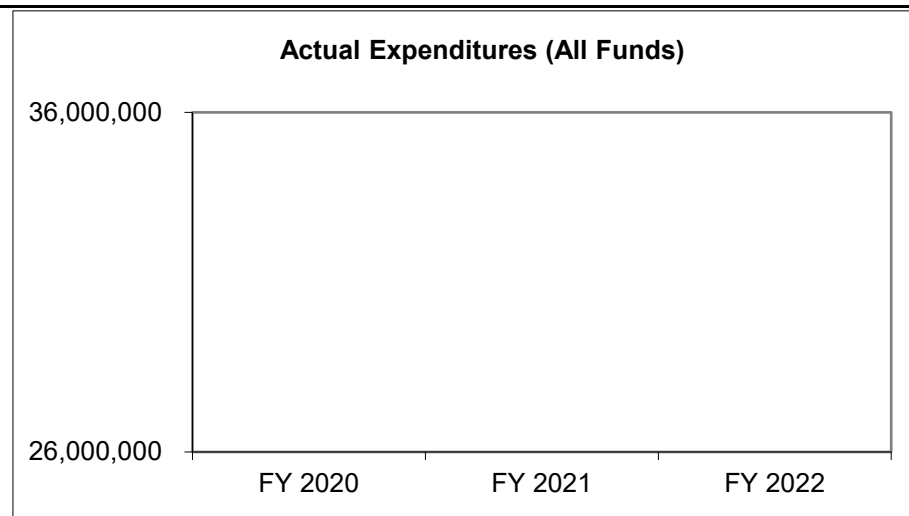
<b>Department:</b>	<b>Mental Health</b>	<b>Budget Unit:</b>	<b>69274C</b>
<b>Division:</b>	<b>Comprehensive Psychiatric Services</b>		
<b>Core:</b>	<b>Youth Community Programs</b>	<b>HB Section:</b>	<b>10.230</b>

#### 3. PROGRAM LISTING (list programs included in this core funding)

Not applicable

#### 4. FINANCIAL HISTORY

	<b>FY 2020 Actual</b>	<b>FY 2021 Actual</b>	<b>FY 2022 Actual</b>	<b>FY 2023 Current Yr.</b>
Appropriation (All Funds)	0	0	0	0
Less Reverted (All Funds)	0	0	0	0
Less Restricted (All Funds)*	0	0	0	0
Budget Authority (All Funds)	0	0	0	0
Actual Expenditures (All Funds)	0	0	0	N/A
Unexpended (All Funds)	0	0	0	N/A
Unexpended, by Fund:				
General Revenue	0	0	0	N/A
Federal	0	0	0	N/A
Other	0	0	0	N/A
	<b>(1)</b>	<b>(1)</b>	<b>(1)</b>	<b>(1)</b>



\*Current Year restricted amount is as of August 1, 2022.

Reverted includes the statutory three-percent reserve amount (when applicable).

Restricted includes any Governor's Expenditure Restrictions which remained at the end of the fiscal year (when applicable).

#### **NOTES:**

**(1)** In FY 2024, house bill sections previously referred to as ADA Treatment, Compulsive Gambling, SATOP, ACP, YCP, Civil Detention Legal Fees, Forensic Support Services, and a portion of CPS Medications are combined to become DBH Community Treatment. All historical and FY 2023 anticipated expenditures are reported in the DBH Community Treatment core and corresponding program form.



**Youth Community  
Programs Certified  
Community  
Behavioral Health  
Organizations**



## CORE DECISION ITEM

<b>Department:</b>	<b>Mental Health</b>	<b>Budget Unit:</b>	<b>69277C</b>
<b>Division:</b>	<b>Comprehensive Psychiatric Services</b>		
<b>Core:</b>	<b>Youth Community Programs Certified Community Behavioral Health Organizations</b>	<b>HB Section:</b>	<b>10.235</b>

### 1. CORE FINANCIAL SUMMARY

	FY 2024 Budget Request			
	GR	Federal	Other	Total
PS	0	0	0	0
EE	0	0	0	0
PSD	0	0	0	0
TRF	0	0	0	0
<b>Total</b>	<b>0</b>	<b>0</b>	<b>0</b>	<b>0</b>

**FTE**                      **0.00**            **0.00**            **0.00**            **0.00**

<b>Est. Fringe</b>	0	0	0	0
--------------------	---	---	---	---

*Note: Fringes budgeted in House Bill 5 except for certain fringes budgeted directly to MoDOT, Highway Patrol, and Conservation.*

Other Funds:      Not applicable

	FY 2024 Governor's Recommendation			
	GR	Federal	Other	Total
PS	0	0	0	0
EE	0	0	0	0
PSD	0	0	0	0
TRF	0	0	0	0
<b>Total</b>	<b>0</b>	<b>0</b>	<b>0</b>	<b>0</b>

**FTE**                      **0.00**            **0.00**            **0.00**            **0.00**

<b>Est. Fringe</b>	0	0	0	0
--------------------	---	---	---	---

*Note: Fringes budgeted in House Bill 5 except for certain fringes budgeted directly to MoDOT, Highway Patrol, and Conservation.*

Other Funds:

### 2. CORE DESCRIPTION

The Certified Community Behavioral Health Organization (CCBHO) house bill section was created during the FY 2021 legislative session to ensure transparency regarding services provided by the CCBHO providers. These expenditures have historically come from various house bill sections within the Division of Behavioral Health (DBH) budget previously referred to as: Alcohol and Drug Abuse (ADA) Treatment, Adult Community Programs (ACP), and Youth Community Programs (YCP). For FY 2024, house bill sections previously referred to as ACP CCBHO, YCP CCBHO and ADA CCBHO are combined to become DBH CCBHO.

Missouri is one of eight states selected by the federal Centers for Medicare & Medicaid Services (CMS) and Substance Abuse and Mental Health Services Administration (SAMHSA) to participate in a demonstration program, co-sponsored by Missouri's Senator Roy Blunt, to implement a Prospective Payment System (PPS) for the purchase of behavioral health services for certain Medicaid beneficiaries. The PPS is an actuarially sound cost-based reimbursement method that replaces the current Medicaid fee-for-service system which provides reimbursement for individual units of service provided. Instead, CCBHOs recognized by the Department of Mental Health (DMH) who are in substantial compliance with federal and state standards for CCBHOs receive a single, fixed payment amount for each day that they provide eligible CCBHO services to a Medicaid-eligible individual. Missouri currently has 18 CCBHOs that are participating in the federal demonstration, and two CCBHOs that are operating under the CCBHO State Plan Amendment, with one additional CCBHO onboarding within the next calendar year. Once complete, a total of 21 CCBHOs will cover all 114 counties in the State.

CCBHOs are designed to improve the availability, accessibility, and quality of community behavioral healthcare. CCBHOs integrate behavioral health with physical healthcare, while providing a comprehensive array of services that include crisis intervention, screening, treatment, prevention, peer and family support services, and wellness services for individuals with serious mental illnesses and substance use disorders.

## CORE DECISION ITEM

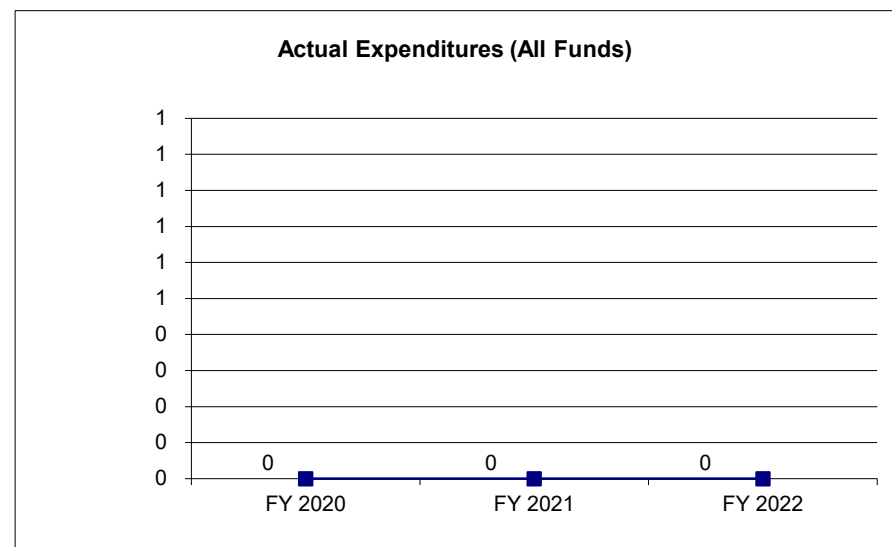
<b>Department:</b>	<b>Mental Health</b>	<b>Budget Unit:</b>	<b>69277C</b>
<b>Division:</b>	<b>Comprehensive Psychiatric Services</b>		
<b>Core:</b>	<b>Youth Community Programs Certified Community Behavioral Health Organizations</b>	<b>HB Section:</b>	<b>10.235</b>

### 3. PROGRAM LISTING (list programs included in this core funding)

Not applicable

### 4. FINANCIAL HISTORY

	<b>FY 2020 Actual</b>	<b>FY 2021 Actual</b>	<b>FY 2022 Actual</b>	<b>FY 2023 Current Yr.</b>
Appropriation (All Funds)	0	0	0	0
Less Reverted (All Funds)	0	0	0	0
Less Restricted (All Funds)*	0	0	0	0
Budget Authority (All Funds)	0	0	0	0
Actual Expenditures (All Funds)	0	0	0	N/A
Unexpended (All Funds)	0	0	0	N/A
Unexpended, by Fund:				
General Revenue	0	0	N/A	N/A
Federal	0	0	N/A	N/A
Other	0	0	N/A	N/A
	<b>(1)</b>	<b>(1)</b>	<b>(1)</b>	<b>(1)</b>



\*Current Year restricted amount is as of August 1, 2022.

Reverted includes the statutory three percent reserve amount (when applicable).

Restricted includes any Governor's expenditure restrictions which remained at the end of the fiscal year (when applicable).

#### NOTES:

(1) For FY 2024, house bill sections previously referred to as ACP CCBHO, YCP CCBHO and ADA CCBHO are combined to become DBH CCBHO. All historical and FY 2023 anticipated expenditures are reported in the DBH CCBHO core and program form.

# Medications



## CORE DECISION ITEM

<b>Department:</b> Mental Health	<b>Budget Unit:</b> 69426C
<b>Division:</b> Comprehensive Psychiatric Services	
<b>Core:</b> Comprehensive Psychiatric Services Medications	<b>HB Section:</b> 10.240

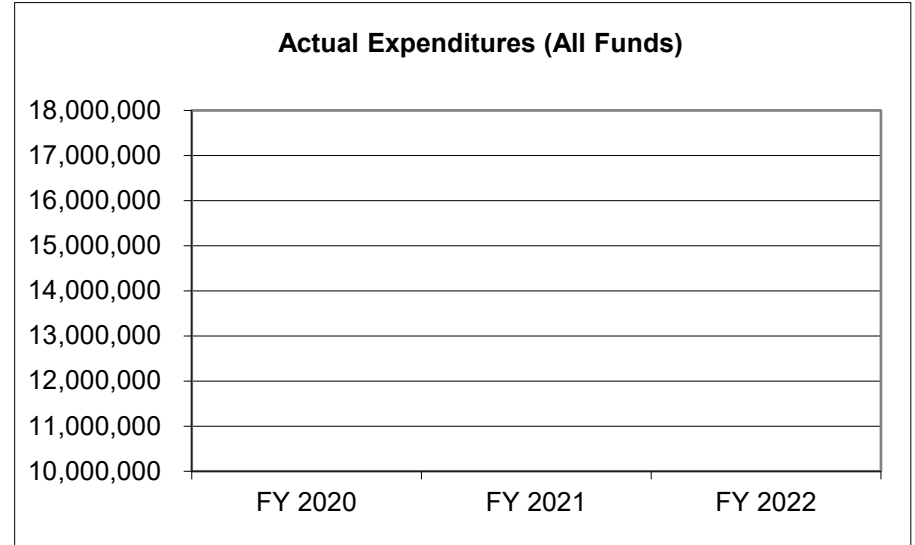
1. CORE FINANCIAL SUMMARY									
	FY 2024 Budget Request					FY 2024 Governor's Recommendation			
	GR	Federal	Other	Total		GR	Federal	Other	Total
PS	0	0	0	0	PS	0	0	0	0
EE	0	0	0	0	EE	0	0	0	0
PSD	0	0	0	0	PSD	0	0	0	0
TRF	0	0	0	0	TRF	0	0	0	0
<b>Total</b>	<b>0</b>	<b>0</b>	<b>0</b>	<b>0</b>	<b>Total</b>	<b>0</b>	<b>0</b>	<b>0</b>	<b>0</b>
FTE	0.00	0.00	0.00	0.00	FTE	0.00	0.00	0.00	0.00
<b>Est. Fringe</b>	0	0	0	0	<b>Est. Fringe</b>	0	0	0	0
<i>Note: Fringes budgeted in House Bill 5 except for certain fringes budgeted directly to MoDOT, Highway Patrol, and Conservation.</i>					<i>Note: Fringes budgeted in House Bill 5 except for certain fringes budgeted directly to MoDOT, Highway Patrol, and Conservation.</i>				
Other Funds:	Not applicable				Other Funds:				
2. CORE DESCRIPTION									
<p>For FY 2024, house bill sections previously referred to as Alcohol and Drug Abuse (ADA) Treatment, Compulsive Gambling, Substance Awareness Traffic Offender Program (SATOP), Adult Community Programs (ACP), Youth Community Programs (YCP), Civil Detention Legal Fees, Forensic Support Services, and Comprehensive Psychiatric Services (CPS) Medications are combined to become the Division of Behavioral Health (DBH) Community Treatment. Additionally, a portion of the medication funding was moved to various DBH facility house bill sections. This core item funds medication and medication-related services for people with serious mental illnesses, both in our facilities and within community-based programs, who could not otherwise afford them. Psychiatric medication is a vital part of treatment for mental illness. New medications that are more effective and produce fewer side effects are developing rapidly. Individuals are more likely to take improved medications, and thus experience better outcomes such as reduced symptoms and improved social functioning.</p> <p>Approximately 80% of the individuals served by DBH specifically for the treatment of severe and persistent mental illness have their medication costs covered through MO HealthNet. For almost all uninsured clients receiving mental health services, the cost of seeing a psychiatrist and buying medications is a major barrier to accessing needed services. Without these medical interventions, most would see an increase in the occurrence and severity of symptoms of mental illness, potentially leading to homelessness, incarceration, suicide, and other negative outcomes.</p>									
3. PROGRAM LISTING (list programs included in this core funding)									
Not applicable									

**CORE DECISION ITEM**

<b>Department:</b>	<b>Mental Health</b>	<b>Budget Unit:</b>	<b>69426C</b>
<b>Division:</b>	<b>Comprehensive Psychiatric Services</b>		
<b>Core:</b>	<b>Comprehensive Psychiatric Services Medications</b>	<b>HB Section:</b>	<b>10.240</b>

**4. FINANCIAL HISTORY**

	<b>FY 2020 Actual</b>	<b>FY 2021 Actual</b>	<b>FY 2022 Actual</b>	<b>FY 2023 Current Yr.</b>
Appropriation (All Funds)	0	0	0	0
Less Reverted (All Funds)	0	0	0	0
Less Restricted (All Funds)*	0	0	0	0
Budget Authority (All Funds)	0	0	0	0
Actual Expenditures (All Funds)	0	0	0	N/A
Unexpended (All Funds)	0	0	0	N/A
Unexpended, by Fund:				
General Revenue	0	0	0	N/A
Federal	0	0	0	N/A
Other	0	0	0	N/A
	<b>(1)</b>	<b>(1)</b>	<b>(1)</b>	<b>(1)</b>



\*Current Year restricted amount is as of August 1, 2022.

Reverted includes the statutory three-percent reserve amount (when applicable).

Restricted includes any Governor's Expenditure Restrictions which remained at the end of the fiscal year (when applicable).

**NOTES:**

**(1)** In FY 2024, house bill sections previously referred to as ADA Treatment, Compulsive Gambling, SATOP, ACP, YCP, Civil Detention Legal Fees, Forensic Support Services, and CPS Medications are combined to become DBH Community Treatment. Additionally, a portion of the medications funding has been moved to various DBH facility house bill sections. All historical and FY 2023 anticipated expenditures are reported in the DBH Community Treatment core and program form.



## CORE RECONCILIATION DETAIL

### DEPARTMENT OF MENTAL HEALTH MEDICATION COST INCREASES

#### 5. CORE RECONCILIATION DETAIL

				Budget Class	FTE	GR	Federal	Other	Total	Explanation
<b>TAFP AFTER VETOES</b>										
				EE	0.00	16,177,234	1,016,243	0	17,193,477	
				<b>Total</b>	<b>0.00</b>	<b>16,177,234</b>	<b>1,016,243</b>	<b>0</b>	<b>17,193,477</b>	
<b>DEPARTMENT CORE ADJUSTMENTS</b>										
Core Reallocation	135	0373	EE	0.00	(8,686,340)		0	0	(8,686,340)	Reallocate Medication Cost Increases to MH Community Prog for DBH efficiencies.
Core Reallocation	137	8944	EE	0.00	0	(315,000)		0	(315,000)	Reallocate Medication Cost Increases to MH Community Prog for DBH efficiencies.
Core Reallocation	188	2767	EE	0.00	0	(701,243)		0	(701,243)	Reallocate Medication Cost Increases to MH Community Prog for DBH efficiencies.
Core Reallocation	1319	0373	EE	0.00	(7,490,894)		0	0	(7,490,894)	Reallocate Medication Cost Increases to Adult Inpatient Facilities for DBH efficiencies.
<b>NET DEPARTMENT CHANGES</b>					<b>0.00</b>	<b>(16,177,234)</b>	<b>(1,016,243)</b>	<b>0</b>	<b>(17,193,477)</b>	
<b>DEPARTMENT CORE REQUEST</b>										
				EE	0.00	0	0	0	0	
				<b>Total</b>	<b>0.00</b>	<b>0</b>	<b>0</b>	<b>0</b>	<b>0</b>	
<b>GOVERNOR'S RECOMMENDED CORE</b>										
				EE	0.00	0	0	0	0	
				<b>Total</b>	<b>0.00</b>	<b>0</b>	<b>0</b>	<b>0</b>	<b>0</b>	

## CORE RECONCILIATION DETAIL

### DEPARTMENT OF MENTAL HEALTH FQHC SUBSTANCE ABUSE INIT

#### 5. CORE RECONCILIATION DETAIL

				Budget Class	FTE	GR	Federal	Other	Total	Explanation
<b>TAFP AFTER VETOES</b>										
				PD	0.00	0	0	1,000,000	1,000,000	
				<b>Total</b>	<b>0.00</b>	<b>0</b>	<b>0</b>	<b>1,000,000</b>	<b>1,000,000</b>	
<b>DEPARTMENT CORE ADJUSTMENTS</b>										
1x Expenditures	583	8521		PD	0.00	0	0	(1,000,000)	(1,000,000)	Reduction of one-time funding for the FY23 FQHC Substance Abuse Initiative NDI.
<b>NET DEPARTMENT CHANGES</b>					<b>0.00</b>	<b>0</b>	<b>0</b>	<b>(1,000,000)</b>	<b>(1,000,000)</b>	
<b>DEPARTMENT CORE REQUEST</b>										
				PD	0.00	0	0	0	0	
				<b>Total</b>	<b>0.00</b>	<b>0</b>	<b>0</b>	<b>0</b>	<b>0</b>	
<b>GOVERNOR'S RECOMMENDED CORE</b>										
				PD	0.00	0	0	0	0	
				<b>Total</b>	<b>0.00</b>	<b>0</b>	<b>0</b>	<b>0</b>	<b>0</b>	

REPORT 9 - FY 2024 DEPARTMENT REQUEST

DECISION ITEM SUMMARY

Budget Unit								
Decision Item	FY 2022	FY 2022	FY 2023	FY 2023	FY 2024	FY 2024	*****	*****
Budget Object Summary	ACTUAL	ACTUAL	BUDGET	BUDGET	DEPT REQ	DEPT REQ	SECURED	SECURED
Fund	DOLLAR	FTE	DOLLAR	FTE	DOLLAR	FTE	COLUMN	COLUMN
MEDICATION COST INCREASES								
CORE								
EXPENSE & EQUIPMENT								
GENERAL REVENUE	15,801,632	0.00	16,177,234	0.00	0	0.00	0	0.00
DEPT MENTAL HEALTH	116,986	0.00	701,243	0.00	0	0.00	0	0.00
DMH FEDERAL STIM 2021 FUND	0	0.00	315,000	0.00	0	0.00	0	0.00
TOTAL - EE	15,918,618	0.00	17,193,477	0.00	0	0.00	0	0.00
TOTAL	15,918,618	0.00	17,193,477	0.00	0	0.00	0	0.00
GRAND TOTAL	\$15,918,618	0.00	\$17,193,477	0.00	\$0	0.00	\$0	0.00

REPORT 9 - FY 2024 DEPARTMENT REQUEST

DECISION ITEM SUMMARY

Budget Unit								
Decision Item	FY 2022	FY 2022	FY 2023	FY 2023	FY 2024	FY 2024	*****	*****
Budget Object Summary	ACTUAL	ACTUAL	BUDGET	BUDGET	DEPT REQ	DEPT REQ	SECURED	SECURED
Fund	DOLLAR	FTE	DOLLAR	FTE	DOLLAR	FTE	COLUMN	COLUMN
FQHC SUBSTANCE ABUSE INIT								
CORE								
PROGRAM-SPECIFIC								
OPIOID TREATMENT AND RECOVERY	1,000,000	0.00	1,000,000	0.00	0	0.00	0	0.00
TOTAL - PD	1,000,000	0.00	1,000,000	0.00	0	0.00	0	0.00
TOTAL	1,000,000	0.00	1,000,000	0.00	0	0.00	0	0.00
GRAND TOTAL	\$1,000,000	0.00	\$1,000,000	0.00	\$0	0.00	\$0	0.00

REPORT 10 - FY 2024 DEPARTMENT REQUEST

DECISION ITEM DETAIL

Budget Unit	FY 2022	FY 2022	FY 2023	FY 2023	FY 2024	FY 2024	*****	*****
Decision Item	ACTUAL	ACTUAL	BUDGET	BUDGET	DEPT REQ	DEPT REQ	SECURED	SECURED
Budget Object Class	DOLLAR	FTE	DOLLAR	FTE	DOLLAR	FTE	COLUMN	COLUMN
MEDICATION COST INCREASES								
CORE								
SUPPLIES	6,599,501	0.00	7,804,067	0.00	0	0.00	0	0.00
PROFESSIONAL SERVICES	9,094,581	0.00	9,389,410	0.00	0	0.00	0	0.00
OTHER EQUIPMENT	224,536	0.00	0	0.00	0	0.00	0	0.00
TOTAL - EE	15,918,618	0.00	17,193,477	0.00	0	0.00	0	0.00
GRAND TOTAL	\$15,918,618	0.00	\$17,193,477	0.00	\$0	0.00	\$0	0.00
GENERAL REVENUE	\$15,801,632	0.00	\$16,177,234	0.00	\$0	0.00		0.00
FEDERAL FUNDS	\$116,986	0.00	\$1,016,243	0.00	\$0	0.00		0.00
OTHER FUNDS	\$0	0.00	\$0	0.00	\$0	0.00		0.00

REPORT 10 - FY 2024 DEPARTMENT REQUEST

DECISION ITEM DETAIL

Budget Unit	FY 2022	FY 2022	FY 2023	FY 2023	FY 2024	FY 2024	*****	*****
Decision Item	ACTUAL	ACTUAL	BUDGET	BUDGET	DEPT REQ	DEPT REQ	SECURED	SECURED
Budget Object Class	DOLLAR	FTE	DOLLAR	FTE	DOLLAR	FTE	COLUMN	COLUMN
FQHC SUBSTANCE ABUSE INIT								
CORE								
PROGRAM DISTRIBUTIONS	1,000,000	0.00	1,000,000	0.00	0	0.00	0	0.00
TOTAL - PD	1,000,000	0.00	1,000,000	0.00	0	0.00	0	0.00
GRAND TOTAL	\$1,000,000	0.00	\$1,000,000	0.00	\$0	0.00	\$0	0.00
GENERAL REVENUE	\$0	0.00	\$0	0.00	\$0	0.00		0.00
FEDERAL FUNDS	\$0	0.00	\$0	0.00	\$0	0.00		0.00
OTHER FUNDS	\$1,000,000	0.00	\$1,000,000	0.00	\$0	0.00		0.00

**Adult Facilities  
Sex Offender  
Rehab & Treatment  
Services**





## CORE DECISION ITEM

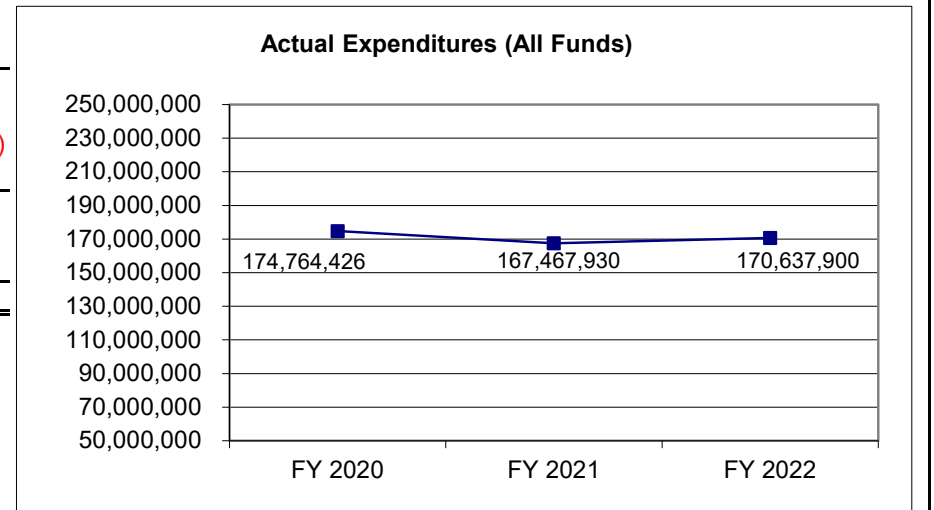
Department: Mental Health					Budget Unit: 69430C, 69431C, 69432C, 69435C, 69436C, 69442C, 69470C, 69471C, 69472C, 69473C, 69480C, and 69481C				
Division: Behavioral Health									
Core: Division of Behavioral Health Adult Inpatient Facilities									
					HB Section: 10.300, 10.305, 10.310, 10.315, and 10.320				
1. CORE FINANCIAL SUMMARY									
FY 2024 Budget Request					FY 2024 Governor's Recommendation				
	GR	Federal	Other	Total		GR	Federal	Other	Total
PS	163,034,470	3,300,106	193,230	166,527,806	PS	0	0	0	0
EE	37,296,726	1,671,153	1,271,646	40,239,525	EE	0	0	0	0
PSD	0	0	0	0	PSD	0	0	0	0
TRF	0	0	0	0	TRF	0	0	0	0
Total	200,331,196	4,971,259	1,464,876	206,767,331	Total	0	0	0	0
FTE	3,537.37	49.95	7.00	3,594.32	FTE	0.00	0.00	0.00	0.00
Est. Fringe	114,608,423	1,982,399	179,592	116,770,415	Est. Fringe	0	0	0	0
Note: Fringes budgeted in House Bill 5 except for certain fringes budgeted directly to MoDOT, Highway Patrol, and Conservation.					Note: Fringes budgeted in House Bill 5 except for certain fringes budgeted directly to MoDOT, Highway Patrol, and Conservation.				
Other Funds: Mental Health Earnings Fund (0288) - \$1,378,577 & 5.00 FTE Mental Health Trust Fund (0926) - \$86,299 & 2.00 FTE					Other Funds:				
2. CORE DESCRIPTION									
For FY 2024, a portion of house bill sections for Facility Support and what was previously referred to as Comprehensive Psychiatric Services (CPS) Medications are included in the Division of Behavioral Health (DBH) Adult Inpatient Facilities budgets.									
DBH is responsible for ensuring that prevention, evaluation, treatment, and rehabilitation services for individuals with serious mental illness are accessible to Missouri citizens requiring such services. This item funds five (5) adult forensic psychiatric inpatient hospitals operated by DBH. These hospitals provide competency restoration, inpatient and residential care to forensic individuals committed by the criminal courts, and to individuals civilly committed by the probate courts who are involved in the criminal justice system and require a high security environment. The five adult inpatient facilities are as follows:									
- Fulton State Hospital (including Sex Offender Rehabilitation and Treatment Services)									
- Northwest Missouri Psychiatric Rehabilitation Center									
- St. Louis Forensic Treatment Center-South (formerly St. Louis Psychiatric Rehabilitation Center) and St. Louis Forensic Treatment Center-North (formerly Metropolitan St. Louis Psychiatric Center)									
- Southeast Missouri Mental Health Center (including Sex Offender Rehabilitation and Treatment Services)									
- Center for Behavioral Medicine									
3. PROGRAM LISTING (list programs included in this core funding)									
Adult Inpatient Facilities									
Sex Offender Rehabilitation and Treatment Services (SORTS)									

# CORE DECISION ITEM

<b>Department:</b> Mental Health	<b>Budget Unit:</b> 69430C, 69431C, 69432C, 69435C, 69436C, 69442C, 69470C, 69471C, 69472C, 69473C, 69480C, and 69481C
<b>Division:</b> Behavioral Health	
<b>Core:</b> Division of Behavioral Health Adult Inpatient Facilities	
	<b>HB Section:</b> 10.300, 10.305, 10.310, 10.315, and 10.320

## 4. FINANCIAL HISTORY

	FY 2020 Actual	FY 2021 Actual	FY 2022 Actual	FY 2023 Current Yr.
Appropriation (All Funds)	183,648,114	177,908,018	180,766,632	207,371,743
Less Reverted (All Funds)	(5,045,384)	(5,578,728)	(5,280,793)	(5,758,098)
Less Restricted (All Funds)*	0	0	0	0
Budget Authority (All Funds)	178,602,730	172,329,290	175,485,839	201,613,645
Actual Expenditures (All Funds)	174,764,426	167,467,930	170,637,900	N/A
Unexpended (All Funds)	3,838,304	4,861,360	4,847,939	N/A
Unexpended, by Fund:				
General Revenue	1,521,409	1,276,671	946,324	N/A
Federal	1,933,878	2,676,636	3,005,747	N/A
Other	383,017	908,054	895,868	N/A
	(1), (3)	(1), (2), (3)	(1), (2), (3)	(3)



\*Current Year restricted amount is as of August 1, 2022.

Reverted includes the statutory three-percent reserve amount (when applicable).

Restricted includes any Governor's Expenditure Restrictions which remained at the end of the fiscal year (when applicable).

### NOTES:

(1) Funding was appropriated to open a step-down SORTS unit at Fulton State Hospital to be ready to receive any individual ordered by the court to be placed in step-down. Because no order for this placement has yet been issued, this ward did not open in FY 2019 through FY 2022, and the corresponding authority was placed in agency reserve and lapsed.

(2) Lapse in General Revenue (GR) funding for FY 2021 & FY 2022 is due to Market Rate Adjustment excess authority, expenses covered with COVID-19 funding, and reduced fourth quarter allotments.

(3) For FY 2024, a portion of house bill sections for Facility Support and what was previously referred to as Comprehensive Psychiatric Services (CPS) Medications are included in the DBH Adult Inpatient Facilities budgets. All historical and FY 2023 anticipated expenditures are reported under DBH Adult Inpatient Facilities.

## CORE RECONCILIATION DETAIL

### DEPARTMENT OF MENTAL HEALTH FULTON STATE HOSPITAL

#### 5. CORE RECONCILIATION DETAIL

				Budget Class	FTE	GR	Federal	Other	Total	Explanation
<b>TAFP AFTER VETOES</b>										
				PS	1,007.58	46,681,300	988,596	0	47,669,896	
				EE	0.00	8,543,070	618,895	0	9,161,965	
				<b>Total</b>	<b>1,007.58</b>	<b>55,224,370</b>	<b>1,607,491</b>	<b>0</b>	<b>56,831,861</b>	
<b>DEPARTMENT CORE ADJUSTMENTS</b>										
1x Expenditures	585	2061		EE	0.00	(498,255)	0	0	(498,255)	Reduction of one-time funding for the FY23 MI/DD Ward at Fulton State Hospital NDI.
Core Reallocation	566	9381		PS	20.15	1,007,090	0	0	1,007,090	Reallocate Facility Support and Medication Cost Increases to Adult Inpatient Facilities for DBH efficiencies.
Core Reallocation	566	2061		EE	0.00	2,977,773	0	0	2,977,773	Reallocate Facility Support and Medication Cost Increases to Adult Inpatient Facilities for DBH efficiencies.
<b>NET DEPARTMENT CHANGES</b>					<b>20.15</b>	<b>3,486,608</b>	<b>0</b>	<b>0</b>	<b>3,486,608</b>	
<b>DEPARTMENT CORE REQUEST</b>										
				PS	1,027.73	47,688,390	988,596	0	48,676,986	
				EE	0.00	11,022,588	618,895	0	11,641,483	
				<b>Total</b>	<b>1,027.73</b>	<b>58,710,978</b>	<b>1,607,491</b>	<b>0</b>	<b>60,318,469</b>	
<b>GOVERNOR'S RECOMMENDED CORE</b>										
				PS	1,027.73	47,688,390	988,596	0	48,676,986	
				EE	0.00	11,022,588	618,895	0	11,641,483	
				<b>Total</b>	<b>1,027.73</b>	<b>58,710,978</b>	<b>1,607,491</b>	<b>0</b>	<b>60,318,469</b>	

---

**CORE RECONCILIATION DETAIL**

---

**DEPARTMENT OF MENTAL HEALTH  
FULTON ST HOSP OVERTIME**

---

**5. CORE RECONCILIATION DETAIL**

---

	<b>Budget Class</b>	<b>FTE</b>	<b>GR</b>	<b>Federal</b>	<b>Other</b>	<b>Total</b>	<b>Explanation</b>
<b>TAFP AFTER VETOES</b>							
	PS	0.00	749,289	0	0	749,289	
	<b>Total</b>	<b>0.00</b>	<b>749,289</b>	<b>0</b>	<b>0</b>	<b>749,289</b>	
<b>DEPARTMENT CORE REQUEST</b>							
	PS	0.00	749,289	0	0	749,289	
	<b>Total</b>	<b>0.00</b>	<b>749,289</b>	<b>0</b>	<b>0</b>	<b>749,289</b>	
<b>GOVERNOR'S RECOMMENDED CORE</b>							
	PS	0.00	749,289	0	0	749,289	
	<b>Total</b>	<b>0.00</b>	<b>749,289</b>	<b>0</b>	<b>0</b>	<b>749,289</b>	

---

**CORE RECONCILIATION DETAIL**

---

**DEPARTMENT OF MENTAL HEALTH  
FULTON-SORTS**

---

**5. CORE RECONCILIATION DETAIL**

---

	<b>Budget Class</b>	<b>FTE</b>	<b>GR</b>	<b>Federal</b>	<b>Other</b>	<b>Total</b>	<b>Explanation</b>
<b>TAFP AFTER VETOES</b>							
	PS	265.34	11,694,354	0	0	11,694,354	
	EE	0.00	2,580,760	0	0	2,580,760	
	<b>Total</b>	<b>265.34</b>	<b>14,275,114</b>	<b>0</b>	<b>0</b>	<b>14,275,114</b>	
<b>DEPARTMENT CORE REQUEST</b>							
	PS	265.34	11,694,354	0	0	11,694,354	
	EE	0.00	2,580,760	0	0	2,580,760	
	<b>Total</b>	<b>265.34</b>	<b>14,275,114</b>	<b>0</b>	<b>0</b>	<b>14,275,114</b>	
<b>GOVERNOR'S RECOMMENDED CORE</b>							
	PS	265.34	11,694,354	0	0	11,694,354	
	EE	0.00	2,580,760	0	0	2,580,760	
	<b>Total</b>	<b>265.34</b>	<b>14,275,114</b>	<b>0</b>	<b>0</b>	<b>14,275,114</b>	

**CORE RECONCILIATION DETAIL**

**DEPARTMENT OF MENTAL HEALTH  
NORTHWEST MO PSY REHAB CENTER**

**5. CORE RECONCILIATION DETAIL**

				<b>Budget Class</b>	<b>FTE</b>	<b>GR</b>	<b>Federal</b>	<b>Other</b>	<b>Total</b>	<b>Explanation</b>
<b>TAFP AFTER VETOES</b>										
				PS	283.51	12,222,755	820,782	0	13,043,537	
				EE	0.00	2,409,014	105,903	0	2,514,917	
				<b>Total</b>	<b>283.51</b>	<b>14,631,769</b>	<b>926,685</b>	<b>0</b>	<b>15,558,454</b>	
<b>DEPARTMENT CORE ADJUSTMENTS</b>										
Core Reallocation	567	9384		PS	5.22	261,098	0	0	261,098	Reallocate Facility Support and Medication Cost Increases to Adult Inpatient Facilities for DBH efficiencies.
Core Reallocation	567	2063		EE	0.00	983,863	0	0	983,863	Reallocate Facility Support and Medication Cost Increases to Adult Inpatient Facilities for DBH efficiencies.
Core Reallocation	608	9384		PS	0.00	0	0	0	(0)	
<b>NET DEPARTMENT CHANGES</b>					<b>5.22</b>	<b>1,244,961</b>	<b>0</b>	<b>0</b>	<b>1,244,961</b>	
<b>DEPARTMENT CORE REQUEST</b>										
				PS	288.73	12,483,853	820,782	0	13,304,635	
				EE	0.00	3,392,877	105,903	0	3,498,780	
				<b>Total</b>	<b>288.73</b>	<b>15,876,730</b>	<b>926,685</b>	<b>0</b>	<b>16,803,415</b>	
<b>GOVERNOR'S RECOMMENDED CORE</b>										
				PS	288.73	12,483,853	820,782	0	13,304,635	
				EE	0.00	3,392,877	105,903	0	3,498,780	
				<b>Total</b>	<b>288.73</b>	<b>15,876,730</b>	<b>926,685</b>	<b>0</b>	<b>16,803,415</b>	

---

**CORE RECONCILIATION DETAIL**

---

**DEPARTMENT OF MENTAL HEALTH  
NW MO PSY REHAB OVERTIME**

---

**5. CORE RECONCILIATION DETAIL**

---

	<b>Budget Class</b>	<b>FTE</b>	<b>GR</b>	<b>Federal</b>	<b>Other</b>	<b>Total</b>	<b>Explanation</b>
<b>TAFP AFTER VETOES</b>							
	PS	0.00	190,759	11,762	0	202,521	
	<b>Total</b>	<b>0.00</b>	<b>190,759</b>	<b>11,762</b>	<b>0</b>	<b>202,521</b>	
<b>DEPARTMENT CORE REQUEST</b>							
	PS	0.00	190,759	11,762	0	202,521	
	<b>Total</b>	<b>0.00</b>	<b>190,759</b>	<b>11,762</b>	<b>0</b>	<b>202,521</b>	
<b>GOVERNOR'S RECOMMENDED CORE</b>							
	PS	0.00	190,759	11,762	0	202,521	
	<b>Total</b>	<b>0.00</b>	<b>190,759</b>	<b>11,762</b>	<b>0</b>	<b>202,521</b>	

**CORE RECONCILIATION DETAIL**

**DEPARTMENT OF MENTAL HEALTH  
FORENSIC TRMT CENTER**

**5. CORE RECONCILIATION DETAIL**

				<b>Budget Class</b>	<b>FTE</b>	<b>GR</b>	<b>Federal</b>	<b>Other</b>	<b>Total</b>	<b>Explanation</b>
<b>TAFP AFTER VETOES</b>										
				PS	687.64	30,859,708	896,997	0	31,756,705	
				EE	0.00	6,282,361	93,210	0	6,375,571	
				<b>Total</b>	<b>687.64</b>	<b>37,142,069</b>	<b>990,207</b>	<b>0</b>	<b>38,132,276</b>	
<b>DEPARTMENT CORE ADJUSTMENTS</b>										
1x Expenditures	586	7225		EE	0.00	(106,157)	0	0	(106,157)	Reduction of one-time funding for FY23 DMH Additional Ward at Forensic Treatment Center-North NDI.
Core Reallocation	344	2882		PS	5.00	0	0	106,931	106,931	Reallocate Facility Support and Medication Cost Increases to Adult Inpatient Facilities for DBH efficiencies.
Core Reallocation	344	2883		EE	0.00	0	0	855,546	855,546	Reallocate Facility Support and Medication Cost Increases to Adult Inpatient Facilities for DBH efficiencies.
Core Reallocation	568	7224		PS	18.77	938,458	0	0	938,458	Reallocate Facility Support and Medication Cost Increases to Adult Inpatient Facilities for DBH efficiencies.
Core Reallocation	568	7225		EE	0.00	1,514,167	0	0	1,514,167	Reallocate Facility Support and Medication Cost Increases to Adult Inpatient Facilities for DBH efficiencies.
<b>NET DEPARTMENT CHANGES</b>					<b>23.77</b>	<b>2,346,468</b>	<b>0</b>	<b>962,477</b>	<b>3,308,945</b>	



---

**CORE RECONCILIATION DETAIL**

---

**DEPARTMENT OF MENTAL HEALTH  
FORENSIC TRMT CENTER**

---

**5. CORE RECONCILIATION DETAIL**

---

	<b>Budget Class</b>	<b>FTE</b>	<b>GR</b>	<b>Federal</b>	<b>Other</b>	<b>Total</b>	<b>Explanation</b>
<hr/>							
<b>DEPARTMENT CORE REQUEST</b>							
	PS	711.41	31,798,166	896,997	106,931	32,802,094	
	EE	0.00	7,690,371	93,210	855,546	8,639,127	
	<b>Total</b>	<b>711.41</b>	<b>39,488,537</b>	<b>990,207</b>	<b>962,477</b>	<b>41,441,221</b>	
<hr/>							
<b>GOVERNOR'S RECOMMENDED CORE</b>							
	PS	711.41	31,798,166	896,997	106,931	32,802,094	
	EE	0.00	7,690,371	93,210	855,546	8,639,127	
	<b>Total</b>	<b>711.41</b>	<b>39,488,537</b>	<b>990,207</b>	<b>962,477</b>	<b>41,441,221</b>	
<hr/>							

**CORE RECONCILIATION DETAIL**

**DEPARTMENT OF MENTAL HEALTH  
SOUTHEAST MO MHC**

**5. CORE RECONCILIATION DETAIL**

				<b>Budget Class</b>	<b>FTE</b>	<b>GR</b>	<b>Federal</b>	<b>Other</b>	<b>Total</b>	<b>Explanation</b>
<b>TAFP AFTER VETOES</b>										
				PS	503.42	20,627,936	300,712	86,299	21,014,947	
				EE	0.00	3,102,810	219,538	0	3,322,348	
				<b>Total</b>	<b>503.42</b>	<b>23,730,746</b>	<b>520,250</b>	<b>86,299</b>	<b>24,337,295</b>	
<b>DEPARTMENT CORE ADJUSTMENTS</b>										
Core Reallocation	569	9394		PS	9.70	484,895	0	0	484,895	Reallocate Facility Support and Medication Cost Inc to Adult Inpatient Facilities for DBH efficiencies.
Core Reallocation	569	2083		EE	0.00	2,384,547	0	0	2,384,547	Reallocate Facility Support and Medication Cost Inc to Adult Inpatient Facilities for DBH efficiencies.
<b>NET DEPARTMENT CHANGES</b>					<b>9.70</b>	<b>2,869,442</b>	<b>0</b>	<b>0</b>	<b>2,869,442</b>	
<b>DEPARTMENT CORE REQUEST</b>										
				PS	513.12	21,112,831	300,712	86,299	21,499,842	
				EE	0.00	5,487,357	219,538	0	5,706,895	
				<b>Total</b>	<b>513.12</b>	<b>26,600,188</b>	<b>520,250</b>	<b>86,299</b>	<b>27,206,737</b>	
<b>GOVERNOR'S RECOMMENDED CORE</b>										
				PS	513.12	21,112,831	300,712	86,299	21,499,842	
				EE	0.00	5,487,357	219,538	0	5,706,895	
				<b>Total</b>	<b>513.12</b>	<b>26,600,188</b>	<b>520,250</b>	<b>86,299</b>	<b>27,206,737</b>	

---

**CORE RECONCILIATION DETAIL**

---

**DEPARTMENT OF MENTAL HEALTH  
SE MO MHC OVERTIME**

---

**5. CORE RECONCILIATION DETAIL**

---

	<b>Budget Class</b>	<b>FTE</b>	<b>GR</b>	<b>Federal</b>	<b>Other</b>	<b>Total</b>	<b>Explanation</b>
<hr/>							
<b>TAFP AFTER VETOES</b>	PS	0.00	186,820	0	0	186,820	
	<b>Total</b>	<b>0.00</b>	<b>186,820</b>	<b>0</b>	<b>0</b>	<b>186,820</b>	
<hr/>							
<b>DEPARTMENT CORE REQUEST</b>	PS	0.00	186,820	0	0	186,820	
	<b>Total</b>	<b>0.00</b>	<b>186,820</b>	<b>0</b>	<b>0</b>	<b>186,820</b>	
<hr/>							
<b>GOVERNOR'S RECOMMENDED CORE</b>	PS	0.00	186,820	0	0	186,820	
	<b>Total</b>	<b>0.00</b>	<b>186,820</b>	<b>0</b>	<b>0</b>	<b>186,820</b>	
<hr/>							

---

**CORE RECONCILIATION DETAIL**

---

**DEPARTMENT OF MENTAL HEALTH  
SEMO MHC-SORTS**

---

**5. CORE RECONCILIATION DETAIL**

---

	<b>Budget Class</b>	<b>FTE</b>	<b>GR</b>	<b>Federal</b>	<b>Other</b>	<b>Total</b>	<b>Explanation</b>
<b>TAFP AFTER VETOES</b>							
	PS	473.50	21,697,486	29,287	0	21,726,773	
	EE	0.00	4,459,666	0	0	4,459,666	
	<b>Total</b>	<b>473.50</b>	<b>26,157,152</b>	<b>29,287</b>	<b>0</b>	<b>26,186,439</b>	
<b>DEPARTMENT CORE REQUEST</b>							
	PS	473.50	21,697,486	29,287	0	21,726,773	
	EE	0.00	4,459,666	0	0	4,459,666	
	<b>Total</b>	<b>473.50</b>	<b>26,157,152</b>	<b>29,287</b>	<b>0</b>	<b>26,186,439</b>	
<b>GOVERNOR'S RECOMMENDED CORE</b>							
	PS	473.50	21,697,486	29,287	0	21,726,773	
	EE	0.00	4,459,666	0	0	4,459,666	
	<b>Total</b>	<b>473.50</b>	<b>26,157,152</b>	<b>29,287</b>	<b>0</b>	<b>26,186,439</b>	

---

**CORE RECONCILIATION DETAIL**

---

**DEPARTMENT OF MENTAL HEALTH  
SEMO MHC-SORTS OVERTIME**

---

**5. CORE RECONCILIATION DETAIL**

---

	<b>Budget Class</b>	<b>FTE</b>	<b>GR</b>	<b>Federal</b>	<b>Other</b>	<b>Total</b>	<b>Explanation</b>
<b>TAFP AFTER VETOES</b>							
	PS	0.00	97,179	0	0	97,179	
	<b>Total</b>	<b>0.00</b>	<b>97,179</b>	<b>0</b>	<b>0</b>	<b>97,179</b>	
<b>DEPARTMENT CORE REQUEST</b>							
	PS	0.00	97,179	0	0	97,179	
	<b>Total</b>	<b>0.00</b>	<b>97,179</b>	<b>0</b>	<b>0</b>	<b>97,179</b>	
<b>GOVERNOR'S RECOMMENDED CORE</b>							
	PS	0.00	97,179	0	0	97,179	
	<b>Total</b>	<b>0.00</b>	<b>97,179</b>	<b>0</b>	<b>0</b>	<b>97,179</b>	

## CORE RECONCILIATION DETAIL

### DEPARTMENT OF MENTAL HEALTH CTR FOR BEHAVIORAL MEDICINE

#### 5. CORE RECONCILIATION DETAIL

				Budget Class	FTE	GR	Federal	Other	Total	Explanation
<b>TAFP AFTER VETOES</b>										
				PS	302.55	14,456,330	251,970	0	14,708,300	
				EE	0.00	2,193,122	633,607	0	2,826,729	
				<b>Total</b>	<b>302.55</b>	<b>16,649,452</b>	<b>885,577</b>	<b>0</b>	<b>17,535,029</b>	
<b>DEPARTMENT CORE ADJUSTMENTS</b>										
Core Reallocation	352	2884		EE	0.00	0	0	416,100	416,100	Reallocate Facility Support and Medication Cost Increases to Adult Inpatient Facilities for DBH efficiencies.
Core Reallocation	570	9395		PS	11.94	596,794	0	0	596,794	Reallocate Facility Support and Medication Cost Increases to Adult Inpatient Facilities for DBH efficiencies.
Core Reallocation	570	2090		EE	0.00	469,985	0	0	469,985	Reallocate Facility Support and Medication Cost Increases to Adult Inpatient Facilities for DBH efficiencies.
Core Reallocation	617	9395		PS	0.00	0	0	0	(0)	
<b>NET DEPARTMENT CHANGES</b>					<b>11.94</b>	<b>1,066,779</b>	<b>0</b>	<b>416,100</b>	<b>1,482,879</b>	
<b>DEPARTMENT CORE REQUEST</b>										
				PS	314.49	15,053,124	251,970	0	15,305,094	
				EE	0.00	2,663,107	633,607	416,100	3,712,814	
				<b>Total</b>	<b>314.49</b>	<b>17,716,231</b>	<b>885,577</b>	<b>416,100</b>	<b>19,017,908</b>	
<b>GOVERNOR'S RECOMMENDED CORE</b>										
				PS	314.49	15,053,124	251,970	0	15,305,094	

CORE RECONCILIATION DETAIL

DEPARTMENT OF MENTAL HEALTH  
CTR FOR BEHAVIORAL MEDICINE

5. CORE RECONCILIATION DETAIL

	Budget Class	FTE	GR	Federal	Other	Total	Explanation
GOVERNOR'S RECOMMENDED CORE							
	EE	0.00	2,663,107	633,607	416,100	3,712,814	
	Total	314.49	17,716,231	885,577	416,100	19,017,908	

---

**CORE RECONCILIATION DETAIL**

---

**DEPARTMENT OF MENTAL HEALTH  
CTR FOR BEHAV MED-OVERTIME**

---

**5. CORE RECONCILIATION DETAIL**

---

	<b>Budget Class</b>	<b>FTE</b>	<b>GR</b>	<b>Federal</b>	<b>Other</b>	<b>Total</b>	<b>Explanation</b>
<b>TAFP AFTER VETOES</b>	PS	0.00	282,219	0	0	282,219	
	<b>Total</b>	<b>0.00</b>	<b>282,219</b>	<b>0</b>	<b>0</b>	<b>282,219</b>	
<b>DEPARTMENT CORE REQUEST</b>	PS	0.00	282,219	0	0	282,219	
	<b>Total</b>	<b>0.00</b>	<b>282,219</b>	<b>0</b>	<b>0</b>	<b>282,219</b>	
<b>GOVERNOR'S RECOMMENDED CORE</b>	PS	0.00	282,219	0	0	282,219	
	<b>Total</b>	<b>0.00</b>	<b>282,219</b>	<b>0</b>	<b>0</b>	<b>282,219</b>	



# REPORT 9 - FY 2024 DEPARTMENT REQUEST

# DECISION ITEM SUMMARY

Budget Unit								
Decision Item	FY 2022	FY 2022	FY 2023	FY 2023	FY 2024	FY 2024	*****	*****
Budget Object Summary	ACTUAL	ACTUAL	BUDGET	BUDGET	DEPT REQ	DEPT REQ	SECURED	SECURED
Fund	DOLLAR	FTE	DOLLAR	FTE	DOLLAR	FTE	COLUMN	COLUMN
<b>FULTON STATE HOSPITAL</b>								
<b>CORE</b>								
PERSONAL SERVICES								
GENERAL REVENUE	32,704,845	718.43	46,681,300	986.50	47,688,390	1,006.65	0	0.00
DEPT MENTAL HEALTH	0	0.00	988,596	21.08	988,596	21.08	0	0.00
TOTAL - PS	32,704,845	718.43	47,669,896	1,007.58	48,676,986	1,027.73	0	0.00
EXPENSE & EQUIPMENT								
GENERAL REVENUE	7,503,825	0.00	8,543,070	0.00	11,022,588	0.00	0	0.00
DEPT MENTAL HEALTH	223,224	0.00	618,895	0.00	618,895	0.00	0	0.00
TOTAL - EE	7,727,049	0.00	9,161,965	0.00	11,641,483	0.00	0	0.00
<b>TOTAL</b>	<b>40,431,894</b>	<b>718.43</b>	<b>56,831,861</b>	<b>1,007.58</b>	<b>60,318,469</b>	<b>1,027.73</b>	<b>0</b>	<b>0.00</b>
<b>DMH Increased Medication Costs - 1650005</b>								
EXPENSE & EQUIPMENT								
GENERAL REVENUE	0	0.00	0	0.00	116,515	0.00	0	0.00
TOTAL - EE	0	0.00	0	0.00	116,515	0.00	0	0.00
<b>TOTAL</b>	<b>0</b>	<b>0.00</b>	<b>0</b>	<b>0.00</b>	<b>116,515</b>	<b>0.00</b>	<b>0</b>	<b>0.00</b>
<b>DMH GOOD AND SERVICES INCREASE - 1650011</b>								
EXPENSE & EQUIPMENT								
GENERAL REVENUE	0	0.00	0	0.00	179,653	0.00	0	0.00
TOTAL - EE	0	0.00	0	0.00	179,653	0.00	0	0.00
<b>TOTAL</b>	<b>0</b>	<b>0.00</b>	<b>0</b>	<b>0.00</b>	<b>179,653</b>	<b>0.00</b>	<b>0</b>	<b>0.00</b>
<b>GRAND TOTAL</b>	<b>\$40,431,894</b>	<b>718.43</b>	<b>\$56,831,861</b>	<b>1,007.58</b>	<b>\$60,614,637</b>	<b>1,027.73</b>	<b>\$0</b>	<b>0.00</b>

9/20/22 19:26

im\_disummary

REPORT 9 - FY 2024 DEPARTMENT REQUEST

DECISION ITEM SUMMARY

Budget Unit								
Decision Item	FY 2022	FY 2022	FY 2023	FY 2023	FY 2024	FY 2024	*****	*****
Budget Object Summary	ACTUAL	ACTUAL	BUDGET	BUDGET	DEPT REQ	DEPT REQ	SECURED	SECURED
Fund	DOLLAR	FTE	DOLLAR	FTE	DOLLAR	FTE	COLUMN	COLUMN
FULTON ST HOSP OVERTIME								
CORE								
PERSONAL SERVICES								
GENERAL REVENUE	703,268	16.97	749,289	0.00	749,289	0.00	0	0.00
TOTAL - PS	703,268	16.97	749,289	0.00	749,289	0.00	0	0.00
TOTAL	703,268	16.97	749,289	0.00	749,289	0.00	0	0.00
GRAND TOTAL								
	\$703,268	16.97	\$749,289	0.00	\$749,289	0.00	\$0	0.00

## REPORT 9 - FY 2024 DEPARTMENT REQUEST

## DECISION ITEM SUMMARY

Budget Unit								
Decision Item	FY 2022	FY 2022	FY 2023	FY 2023	FY 2024	FY 2024	*****	*****
Budget Object Summary	ACTUAL	ACTUAL	BUDGET	BUDGET	DEPT REQ	DEPT REQ	SECURED	SECURED
Fund	DOLLAR	FTE	DOLLAR	FTE	DOLLAR	FTE	COLUMN	COLUMN
<b>FULTON-SORTS</b>								
<b>CORE</b>								
PERSONAL SERVICES								
GENERAL REVENUE	9,571,748	199.23	11,694,354	265.34	11,694,354	265.34	0	0.00
TOTAL - PS	9,571,748	199.23	11,694,354	265.34	11,694,354	265.34	0	0.00
EXPENSE & EQUIPMENT								
GENERAL REVENUE	2,358,461	0.00	2,580,760	0.00	2,580,760	0.00	0	0.00
TOTAL - EE	2,358,461	0.00	2,580,760	0.00	2,580,760	0.00	0	0.00
<b>TOTAL</b>	<b>11,930,209</b>	<b>199.23</b>	<b>14,275,114</b>	<b>265.34</b>	<b>14,275,114</b>	<b>265.34</b>	<b>0</b>	<b>0.00</b>
<b>DMH GOOD AND SERVICES INCREASE - 1650011</b>								
EXPENSE & EQUIPMENT								
GENERAL REVENUE	0	0.00	0	0.00	54,061	0.00	0	0.00
TOTAL - EE	0	0.00	0	0.00	54,061	0.00	0	0.00
<b>TOTAL</b>	<b>0</b>	<b>0.00</b>	<b>0</b>	<b>0.00</b>	<b>54,061</b>	<b>0.00</b>	<b>0</b>	<b>0.00</b>
<b>GRAND TOTAL</b>	<b>\$11,930,209</b>	<b>199.23</b>	<b>\$14,275,114</b>	<b>265.34</b>	<b>\$14,329,175</b>	<b>265.34</b>	<b>\$0</b>	<b>0.00</b>

# REPORT 9 - FY 2024 DEPARTMENT REQUEST

# DECISION ITEM SUMMARY

Budget Unit								
Decision Item	FY 2022	FY 2022	FY 2023	FY 2023	FY 2024	FY 2024	*****	*****
Budget Object Summary	ACTUAL	ACTUAL	BUDGET	BUDGET	DEPT REQ	DEPT REQ	SECURED	SECURED
Fund	DOLLAR	FTE	DOLLAR	FTE	DOLLAR	FTE	COLUMN	COLUMN
<b>NORTHWEST MO PSY REHAB CENTER</b>								
<b>CORE</b>								
PERSONAL SERVICES								
GENERAL REVENUE	10,199,820	213.25	12,222,755	270.51	12,483,853	275.73	0	0.00
DEPT MENTAL HEALTH	628,477	12.96	820,782	13.00	820,782	13.00	0	0.00
TOTAL - PS	10,828,297	226.21	13,043,537	283.51	13,304,635	288.73	0	0.00
EXPENSE & EQUIPMENT								
GENERAL REVENUE	3,252,493	0.00	2,409,014	0.00	3,392,877	0.00	0	0.00
DEPT MENTAL HEALTH	105,903	0.00	105,903	0.00	105,903	0.00	0	0.00
TOTAL - EE	3,358,396	0.00	2,514,917	0.00	3,498,780	0.00	0	0.00
<b>TOTAL</b>	<b>14,186,693</b>	<b>226.21</b>	<b>15,558,454</b>	<b>283.51</b>	<b>16,803,415</b>	<b>288.73</b>	<b>0</b>	<b>0.00</b>
<b>DMH Increased Medication Costs - 1650005</b>								
EXPENSE & EQUIPMENT								
GENERAL REVENUE	0	0.00	0	0.00	39,817	0.00	0	0.00
TOTAL - EE	0	0.00	0	0.00	39,817	0.00	0	0.00
<b>TOTAL</b>	<b>0</b>	<b>0.00</b>	<b>0</b>	<b>0.00</b>	<b>39,817</b>	<b>0.00</b>	<b>0</b>	<b>0.00</b>
<b>DMH GOOD AND SERVICES INCREASE - 1650011</b>								
EXPENSE & EQUIPMENT								
GENERAL REVENUE	0	0.00	0	0.00	59,564	0.00	0	0.00
TOTAL - EE	0	0.00	0	0.00	59,564	0.00	0	0.00
<b>TOTAL</b>	<b>0</b>	<b>0.00</b>	<b>0</b>	<b>0.00</b>	<b>59,564</b>	<b>0.00</b>	<b>0</b>	<b>0.00</b>
<b>GRAND TOTAL</b>	<b>\$14,186,693</b>	<b>226.21</b>	<b>\$15,558,454</b>	<b>283.51</b>	<b>\$16,902,796</b>	<b>288.73</b>	<b>\$0</b>	<b>0.00</b>

9/20/22 19:26

im\_disummary

REPORT 9 - FY 2024 DEPARTMENT REQUEST

DECISION ITEM SUMMARY

Budget Unit								
Decision Item	FY 2022	FY 2022	FY 2023	FY 2023	FY 2024	FY 2024	*****	*****
Budget Object Summary	ACTUAL	ACTUAL	BUDGET	BUDGET	DEPT REQ	DEPT REQ	SECURED	SECURED
Fund	DOLLAR	FTE	DOLLAR	FTE	DOLLAR	FTE	COLUMN	COLUMN
NW MO PSY REHAB OVERTIME								
CORE								
PERSONAL SERVICES								
GENERAL REVENUE	178,319	3.75	190,759	0.00	190,759	0.00	0	0.00
DEPT MENTAL HEALTH	6,404	0.20	11,762	0.00	11,762	0.00	0	0.00
TOTAL - PS	184,723	3.95	202,521	0.00	202,521	0.00	0	0.00
TOTAL	184,723	3.95	202,521	0.00	202,521	0.00	0	0.00
GRAND TOTAL	\$184,723	3.95	\$202,521	0.00	\$202,521	0.00	\$0	0.00

## REPORT 9 - FY 2024 DEPARTMENT REQUEST

## DECISION ITEM SUMMARY

Budget Unit								
Decision Item	FY 2022	FY 2022	FY 2023	FY 2023	FY 2024	FY 2024	*****	*****
Budget Object Summary	ACTUAL	ACTUAL	BUDGET	BUDGET	DEPT REQ	DEPT REQ	SECURED	SECURED
Fund	DOLLAR	FTE	DOLLAR	FTE	DOLLAR	FTE	COLUMN	COLUMN
<b>FORENSIC TRMT CENTER</b>								
<b>CORE</b>								
PERSONAL SERVICES								
GENERAL REVENUE	23,408,109	555.24	30,859,708	674.14	31,798,166	692.91	0	0.00
DEPT MENTAL HEALTH	36,602	0.73	896,997	13.50	896,997	13.50	0	0.00
MENTAL HEALTH EARNINGS FUND	0	0.00	0	0.00	106,931	5.00	0	0.00
TOTAL - PS	23,444,711	555.97	31,756,705	687.64	32,802,094	711.41	0	0.00
EXPENSE & EQUIPMENT								
GENERAL REVENUE	6,532,927	0.00	6,282,361	0.00	7,690,371	0.00	0	0.00
DEPT MENTAL HEALTH	74,568	0.00	93,210	0.00	93,210	0.00	0	0.00
MENTAL HEALTH EARNINGS FUND	0	0.00	0	0.00	855,546	0.00	0	0.00
TOTAL - EE	6,607,495	0.00	6,375,571	0.00	8,639,127	0.00	0	0.00
<b>TOTAL</b>	<b>30,052,206</b>	<b>555.97</b>	<b>38,132,276</b>	<b>687.64</b>	<b>41,441,221</b>	<b>711.41</b>	<b>0</b>	<b>0.00</b>
<b>DMH Increased Medication Costs - 1650005</b>								
EXPENSE & EQUIPMENT								
GENERAL REVENUE	0	0.00	0	0.00	149,934	0.00	0	0.00
TOTAL - EE	0	0.00	0	0.00	149,934	0.00	0	0.00
<b>TOTAL</b>	<b>0</b>	<b>0.00</b>	<b>0</b>	<b>0.00</b>	<b>149,934</b>	<b>0.00</b>	<b>0</b>	<b>0.00</b>
<b>DMH GOOD AND SERVICES INCREASE - 1650011</b>								
EXPENSE & EQUIPMENT								
GENERAL REVENUE	0	0.00	0	0.00	122,426	0.00	0	0.00
TOTAL - EE	0	0.00	0	0.00	122,426	0.00	0	0.00
<b>TOTAL</b>	<b>0</b>	<b>0.00</b>	<b>0</b>	<b>0.00</b>	<b>122,426</b>	<b>0.00</b>	<b>0</b>	<b>0.00</b>
<b>GRAND TOTAL</b>	<b>\$30,052,206</b>	<b>555.97</b>	<b>\$38,132,276</b>	<b>687.64</b>	<b>\$41,713,581</b>	<b>711.41</b>	<b>\$0</b>	<b>0.00</b>

9/20/22 19:26

im\_disummary

# REPORT 9 - FY 2024 DEPARTMENT REQUEST

# DECISION ITEM SUMMARY

Budget Unit								
Decision Item	FY 2022	FY 2022	FY 2023	FY 2023	FY 2024	FY 2024	*****	*****
Budget Object Summary	ACTUAL	ACTUAL	BUDGET	BUDGET	DEPT REQ	DEPT REQ	SECURED	SECURED
Fund	DOLLAR	FTE	DOLLAR	FTE	DOLLAR	FTE	COLUMN	COLUMN
<b>SOUTHEAST MO MHC</b>								
<b>CORE</b>								
PERSONAL SERVICES								
GENERAL REVENUE	18,414,641	456.77	20,627,936	500.25	21,112,831	509.95	0	0.00
DEPT MENTAL HEALTH	51,964	0.54	300,712	1.17	300,712	1.17	0	0.00
MENTAL HEALTH TRUST	0	0.00	86,299	2.00	86,299	2.00	0	0.00
TOTAL - PS	18,466,605	457.31	21,014,947	503.42	21,499,842	513.12	0	0.00
EXPENSE & EQUIPMENT								
GENERAL REVENUE	3,101,901	0.00	3,102,810	0.00	5,487,357	0.00	0	0.00
DEPT MENTAL HEALTH	219,538	0.00	219,538	0.00	219,538	0.00	0	0.00
TOTAL - EE	3,321,439	0.00	3,322,348	0.00	5,706,895	0.00	0	0.00
<b>TOTAL</b>	<b>21,788,044</b>	<b>457.31</b>	<b>24,337,295</b>	<b>503.42</b>	<b>27,206,737</b>	<b>513.12</b>	<b>0</b>	<b>0.00</b>
<b>DMH Forensic Mobile Teams - 1650009</b>								
PERSONAL SERVICES								
GENERAL REVENUE	0	0.00	0	0.00	521,000	0.00	0	0.00
TOTAL - PS	0	0.00	0	0.00	521,000	0.00	0	0.00
EXPENSE & EQUIPMENT								
GENERAL REVENUE	0	0.00	0	0.00	195,000	0.00	0	0.00
TOTAL - EE	0	0.00	0	0.00	195,000	0.00	0	0.00
<b>TOTAL</b>	<b>0</b>	<b>0.00</b>	<b>0</b>	<b>0.00</b>	<b>716,000</b>	<b>0.00</b>	<b>0</b>	<b>0.00</b>
<b>DMH SEMO MHC Jail Contract - 1650008</b>								
EXPENSE & EQUIPMENT								
GENERAL REVENUE	0	0.00	0	0.00	657,000	0.00	0	0.00
TOTAL - EE	0	0.00	0	0.00	657,000	0.00	0	0.00
<b>TOTAL</b>	<b>0</b>	<b>0.00</b>	<b>0</b>	<b>0.00</b>	<b>657,000</b>	<b>0.00</b>	<b>0</b>	<b>0.00</b>
<b>DMH Increased Medication Costs - 1650005</b>								
EXPENSE & EQUIPMENT								
GENERAL REVENUE	0	0.00	0	0.00	84,266	0.00	0	0.00
TOTAL - EE	0	0.00	0	0.00	84,266	0.00	0	0.00
<b>TOTAL</b>	<b>0</b>	<b>0.00</b>	<b>0</b>	<b>0.00</b>	<b>84,266</b>	<b>0.00</b>	<b>0</b>	<b>0.00</b>

9/20/22 19:26

im\_disummary

REPORT 9 - FY 2024 DEPARTMENT REQUEST

DECISION ITEM SUMMARY

Budget Unit								
Decision Item	FY 2022	FY 2022	FY 2023	FY 2023	FY 2024	FY 2024	*****	*****
Budget Object Summary	ACTUAL	ACTUAL	BUDGET	BUDGET	DEPT REQ	DEPT REQ	SECURED	SECURED
Fund	DOLLAR	FTE	DOLLAR	FTE	DOLLAR	FTE	COLUMN	COLUMN
SOUTHEAST MO MHC								
DMH GOOD AND SERVICES INCREASE - 1650011								
EXPENSE & EQUIPMENT								
GENERAL REVENUE	0	0.00	0	0.00	88,940	0.00	0	0.00
TOTAL - EE	0	0.00	0	0.00	88,940	0.00	0	0.00
TOTAL	0	0.00	0	0.00	88,940	0.00	0	0.00
GRAND TOTAL	\$21,788,044	457.31	\$24,337,295	503.42	\$28,752,943	513.12	\$0	0.00



REPORT 9 - FY 2024 DEPARTMENT REQUEST

DECISION ITEM SUMMARY

Budget Unit								
Decision Item	FY 2022	FY 2022	FY 2023	FY 2023	FY 2024	FY 2024	*****	*****
Budget Object Summary	ACTUAL	ACTUAL	BUDGET	BUDGET	DEPT REQ	DEPT REQ	SECURED	SECURED
Fund	DOLLAR	FTE	DOLLAR	FTE	DOLLAR	FTE	COLUMN	COLUMN
SE MO MHC OVERTIME								
CORE								
PERSONAL SERVICES								
GENERAL REVENUE	175,344	5.10	186,820	0.00	186,820	0.00	0	0.00
TOTAL - PS	175,344	5.10	186,820	0.00	186,820	0.00	0	0.00
TOTAL	175,344	5.10	186,820	0.00	186,820	0.00	0	0.00
GRAND TOTAL								
	\$175,344	5.10	\$186,820	0.00	\$186,820	0.00	\$0	0.00

# REPORT 9 - FY 2024 DEPARTMENT REQUEST

# DECISION ITEM SUMMARY

Budget Unit								
Decision Item	FY 2022	FY 2022	FY 2023	FY 2023	FY 2024	FY 2024	*****	*****
Budget Object Summary	ACTUAL	ACTUAL	BUDGET	BUDGET	DEPT REQ	DEPT REQ	SECURED	SECURED
Fund	DOLLAR	FTE	DOLLAR	FTE	DOLLAR	FTE	COLUMN	COLUMN
<b>SEMO MHC-SORTS</b>								
<b>CORE</b>								
PERSONAL SERVICES								
GENERAL REVENUE	19,045,192	437.43	21,697,486	472.85	21,697,486	472.85	0	0.00
DEPT MENTAL HEALTH	0	0.00	29,287	0.65	29,287	0.65	0	0.00
TOTAL - PS	19,045,192	437.43	21,726,773	473.50	21,726,773	473.50	0	0.00
EXPENSE & EQUIPMENT								
GENERAL REVENUE	4,285,609	0.00	4,459,666	0.00	4,459,666	0.00	0	0.00
TOTAL - EE	4,285,609	0.00	4,459,666	0.00	4,459,666	0.00	0	0.00
<b>TOTAL</b>	<b>23,330,801</b>	<b>437.43</b>	<b>26,186,439</b>	<b>473.50</b>	<b>26,186,439</b>	<b>473.50</b>	<b>0</b>	<b>0.00</b>
<b>DMH GOOD AND SERVICES INCREASE - 1650011</b>								
EXPENSE & EQUIPMENT								
GENERAL REVENUE	0	0.00	0	0.00	88,892	0.00	0	0.00
TOTAL - EE	0	0.00	0	0.00	88,892	0.00	0	0.00
<b>TOTAL</b>	<b>0</b>	<b>0.00</b>	<b>0</b>	<b>0.00</b>	<b>88,892</b>	<b>0.00</b>	<b>0</b>	<b>0.00</b>
<b>GRAND TOTAL</b>	<b>\$23,330,801</b>	<b>437.43</b>	<b>\$26,186,439</b>	<b>473.50</b>	<b>\$26,275,331</b>	<b>473.50</b>	<b>\$0</b>	<b>0.00</b>

9/20/22 19:26

im\_disummary

REPORT 9 - FY 2024 DEPARTMENT REQUEST

DECISION ITEM SUMMARY

Budget Unit								
Decision Item	FY 2022	FY 2022	FY 2023	FY 2023	FY 2024	FY 2024	*****	*****
Budget Object Summary	ACTUAL	ACTUAL	BUDGET	BUDGET	DEPT REQ	DEPT REQ	SECURED	SECURED
Fund	DOLLAR	FTE	DOLLAR	FTE	DOLLAR	FTE	COLUMN	COLUMN
SEMO MHC-SORTS OVERTIME								
CORE								
PERSONAL SERVICES								
GENERAL REVENUE	91,213	2.42	97,179	0.00	97,179	0.00	0	0.00
TOTAL - PS	91,213	2.42	97,179	0.00	97,179	0.00	0	0.00
TOTAL	91,213	2.42	97,179	0.00	97,179	0.00	0	0.00
GRAND TOTAL								
	\$91,213	2.42	\$97,179	0.00	\$97,179	0.00	\$0	0.00

# REPORT 9 - FY 2024 DEPARTMENT REQUEST

# DECISION ITEM SUMMARY

Budget Unit								
Decision Item	FY 2022	FY 2022	FY 2023	FY 2023	FY 2024	FY 2024	*****	*****
Budget Object Summary	ACTUAL	ACTUAL	BUDGET	BUDGET	DEPT REQ	DEPT REQ	SECURED	SECURED
Fund	DOLLAR	FTE	DOLLAR	FTE	DOLLAR	FTE	COLUMN	COLUMN
<b>CTR FOR BEHAVIORAL MEDICINE</b>								
<b>CORE</b>								
PERSONAL SERVICES								
GENERAL REVENUE	13,181,972	270.12	14,456,330	302.00	15,053,124	313.94	0	0.00
DEPT MENTAL HEALTH	171,541	0.63	251,970	0.55	251,970	0.55	0	0.00
TOTAL - PS	13,353,513	270.75	14,708,300	302.55	15,305,094	314.49	0	0.00
EXPENSE & EQUIPMENT								
GENERAL REVENUE	2,044,784	0.00	2,193,122	0.00	2,663,107	0.00	0	0.00
DEPT MENTAL HEALTH	447,198	0.00	633,607	0.00	633,607	0.00	0	0.00
MENTAL HEALTH EARNINGS FUND	0	0.00	0	0.00	416,100	0.00	0	0.00
TOTAL - EE	2,491,982	0.00	2,826,729	0.00	3,712,814	0.00	0	0.00
<b>TOTAL</b>	<b>15,845,495</b>	<b>270.75</b>	<b>17,535,029</b>	<b>302.55</b>	<b>19,017,908</b>	<b>314.49</b>	<b>0</b>	<b>0.00</b>
<b>DMH Facility Resident Stipends - 1650010</b>								
PERSONAL SERVICES								
GENERAL REVENUE	0	0.00	0	0.00	114,000	0.00	0	0.00
TOTAL - PS	0	0.00	0	0.00	114,000	0.00	0	0.00
<b>TOTAL</b>	<b>0</b>	<b>0.00</b>	<b>0</b>	<b>0.00</b>	<b>114,000</b>	<b>0.00</b>	<b>0</b>	<b>0.00</b>
<b>DMH Forensic Mobile Teams - 1650009</b>								
PERSONAL SERVICES								
GENERAL REVENUE	0	0.00	0	0.00	769,500	0.00	0	0.00
TOTAL - PS	0	0.00	0	0.00	769,500	0.00	0	0.00
EXPENSE & EQUIPMENT								
GENERAL REVENUE	0	0.00	0	0.00	195,000	0.00	0	0.00
TOTAL - EE	0	0.00	0	0.00	195,000	0.00	0	0.00
<b>TOTAL</b>	<b>0</b>	<b>0.00</b>	<b>0</b>	<b>0.00</b>	<b>964,500</b>	<b>0.00</b>	<b>0</b>	<b>0.00</b>
<b>DMH Increased Medication Costs - 1650005</b>								
EXPENSE & EQUIPMENT								
GENERAL REVENUE	0	0.00	0	0.00	75,577	0.00	0	0.00
TOTAL - EE	0	0.00	0	0.00	75,577	0.00	0	0.00
<b>TOTAL</b>	<b>0</b>	<b>0.00</b>	<b>0</b>	<b>0.00</b>	<b>75,577</b>	<b>0.00</b>	<b>0</b>	<b>0.00</b>

9/20/22 19:26

im\_disummary

REPORT 9 - FY 2024 DEPARTMENT REQUEST

DECISION ITEM SUMMARY

Budget Unit								
Decision Item	FY 2022	FY 2022	FY 2023	FY 2023	FY 2024	FY 2024	*****	*****
Budget Object Summary	ACTUAL	ACTUAL	BUDGET	BUDGET	DEPT REQ	DEPT REQ	SECURED	SECURED
Fund	DOLLAR	FTE	DOLLAR	FTE	DOLLAR	FTE	COLUMN	COLUMN
CTR FOR BEHAVIORAL MEDICINE								
DMH GOOD AND SERVICES INCREASE - 1650011								
EXPENSE & EQUIPMENT								
GENERAL REVENUE	0	0.00	0	0.00	86,003	0.00	0	0.00
TOTAL - EE	0	0.00	0	0.00	86,003	0.00	0	0.00
TOTAL	0	0.00	0	0.00	86,003	0.00	0	0.00
GRAND TOTAL	\$15,845,495	270.75	\$17,535,029	302.55	\$20,257,988	314.49	\$0	0.00

REPORT 9 - FY 2024 DEPARTMENT REQUEST

DECISION ITEM SUMMARY

Budget Unit								
Decision Item	FY 2022	FY 2022	FY 2023	FY 2023	FY 2024	FY 2024	*****	*****
Budget Object Summary	ACTUAL	ACTUAL	BUDGET	BUDGET	DEPT REQ	DEPT REQ	SECURED	SECURED
Fund	DOLLAR	FTE	DOLLAR	FTE	DOLLAR	FTE	COLUMN	COLUMN
CTR FOR BEHAV MED-OVERTIME								
CORE								
PERSONAL SERVICES								
GENERAL REVENUE	264,870	8.10	282,219	0.00	282,219	0.00	0	0.00
TOTAL - PS	264,870	8.10	282,219	0.00	282,219	0.00	0	0.00
TOTAL	264,870	8.10	282,219	0.00	282,219	0.00	0	0.00
GRAND TOTAL	\$264,870	8.10	\$282,219	0.00	\$282,219	0.00	\$0	0.00

### FLEXIBILITY REQUEST FORM

<b>BUDGET UNIT NUMBER:</b> 69430C, 69432C, 69435C, 69442C 69470C, 69472C, 69480C	<b>DEPARTMENT:</b> Mental Health
<b>BUDGET UNIT NAME:</b> DBH State-Operated Adult Facilities	<b>DIVISION:</b> Behavioral Health
<b>HOUSE BILL SECTION:</b> 10.300, 10.305, 10.310, 10.315, 10.320	

**1. Provide the amount by fund of personal service flexibility and the amount by fund of expense and equipment flexibility you are requesting in dollar and percentage terms and explain why the flexibility is needed. If flexibility is being requested among divisions, provide the amount by fund of flexibility you are requesting in dollar and percentage terms and explain why the flexibility is needed.**

#### DEPARTMENT REQUEST

The Division of Behavioral Health (DBH) is requesting 50% flexibility between PS and EE and 15% flexibility between facilities based on total GR & FED funding for FY 2024. DBH is also requesting 10% flexibility between Fulton State Hospital and Fulton State Hospital - SORTS and between Southeast MO and Southeast MO - SORTS, and 15% available for the purchase of community services. The information below shows a 50% calculation of both the regular PS and EE FY 2024 budgets.

Section	Fund	Budget	% Flex	Flex Amount
Fulton SH - GR	PS	\$47,688,390	50%	\$23,844,195
	EE	<u>\$11,318,756</u>	<u>50%</u>	<u>\$5,659,378</u>
	<i>Total Request</i>	\$59,007,146	50%	\$29,503,573
Fulton SH - FED	PS	\$988,596	50%	\$494,298
	EE	\$395,671	50%	\$197,836
	EE	<u>\$223,224</u>	<u>50%</u>	<u>\$111,612</u>
<i>Total Request</i>		\$1,607,491	50%	\$803,746
Fulton SH - SORTS - GR	PS	\$11,624,011	50%	\$5,812,006
	EE	<u>\$2,634,821</u>	<u>50%</u>	<u>\$1,317,411</u>
	<i>Total Request</i>	\$14,258,832	50%	\$7,129,417
Northwest MO - GR	PS	\$12,483,853	50%	\$6,241,927
	EE	<u>\$3,492,258</u>	<u>50%</u>	<u>\$1,746,129</u>
	<i>Total Request</i>	\$15,976,111	50%	\$7,988,056
Northwest MO - FED	PS	\$820,782	50%	\$410,391
	EE	<u>\$105,903</u>	<u>50%</u>	<u>\$52,952</u>
	<i>Total Request</i>	\$926,685	50%	\$463,343

### FLEXIBILITY REQUEST FORM

<b>BUDGET UNIT NUMBER:</b> 69430C, 69432C, 69435C, 69442C 69470C, 69472C, 69480C	<b>DEPARTMENT:</b> Mental Health
<b>BUDGET UNIT NAME:</b> DBH State-Operated Adult Facilities	<b>DIVISION:</b> Behavioral Health
<b>HOUSE BILL SECTION:</b> 10.300, 10.305, 10.310, 10.315, 10.320	

**1. Provide the amount by fund of personal service flexibility and the amount by fund of expense and equipment flexibility you are requesting in dollar and percentage terms and explain why the flexibility is needed.** (Continued)

#### DEPARTMENT REQUEST

The Division of Behavioral Health (DBH) is requesting 50% flexibility between PS and EE and 15% flexibility between facilities based on total GR & FED funding for FY 2024. DBH is also requesting 10% flexibility between Fulton State Hospital and Fulton State Hospital - SORTS and between Southeast MO and Southeast MO - SORTS, and 15% available for the purchase of community services. The information below shows a 50% calculation of both the regular PS and EE FY 2024 budgets.

Section	Fund	Budget	% Flex	Flex Amount
St. Louis Forensic Treatment Center - GR	PS	\$31,450,308	50%	\$15,725,154
	EE	<u>\$7,962,731</u>	<u>50%</u>	<u>\$3,981,366</u>
<i>Total Request</i>		\$39,413,039	50%	\$19,706,520
St. Louis Forensic Treatment Center - FED	PS	\$894,828	50%	\$447,414
	EE	<u>\$93,210</u>	<u>50%</u>	<u>\$46,605</u>
<i>Total Request</i>		\$988,038	50%	\$494,019
Southeast MO - GR	PS	\$21,633,831	50%	\$10,816,916
	EE	<u>\$6,512,563</u>	<u>50%</u>	<u>\$3,256,282</u>
<i>Total Request</i>		\$28,146,394	50%	\$14,073,198
Southeast MO - FED	PS	\$300,712	50%	\$150,356
	EE	<u>\$219,538</u>	<u>50%</u>	<u>\$109,769</u>
<i>Total Request</i>		\$520,250	50%	\$260,125
Southeast MO -SORTS - GR	PS	\$21,697,486	50%	\$10,848,743
	EE	<u>\$4,548,558</u>	<u>50%</u>	<u>\$2,274,279</u>
<i>Total Request</i>		\$26,246,044	50%	\$13,123,022



### FLEXIBILITY REQUEST FORM

<b>BUDGET UNIT NUMBER:</b> 69430C, 69432C, 69435C, 69442C 69470C, 69472C, 69480C	<b>DEPARTMENT:</b> Mental Health
<b>BUDGET UNIT NAME:</b> DBH State-Operated Adult Facilities	<b>DIVISION:</b> Behavioral Health
<b>HOUSE BILL SECTION:</b> 10.300, 10.305, 10.310, 10.315, 10.320	

**1. Provide the amount by fund of personal service flexibility and the amount by fund of expense and equipment flexibility you are requesting in dollar and percentage terms and explain why the flexibility is needed.** (Continued)

#### DEPARTMENT REQUEST

The Division of Behavioral Health (DBH) is requesting 50% flexibility between PS and EE and 15% flexibility between facilities based on total GR & FED funding for FY 2024. DBH is also requesting 10% flexibility between Fulton State Hospital and Fulton State Hospital - SORTS and between Southeast MO and Southeast MO - SORTS, and 15% available for the purchase of community services. The information below shows a 50% calculation of both the regular PS and EE FY 2024 budgets.

Section	Fund	Budget	% Flex	Flex Amount
Center for Behavioral Medicine - GR	PS	\$15,936,624	50%	\$7,968,312
	EE	<u>\$3,019,687</u>	<u>50%</u>	<u>\$1,509,844</u>
	<i>Total Request</i>	\$18,956,311	50%	\$9,478,156
Center for Behavioral Medicine - FED	PS	\$251,970	50%	\$125,985
	EE	\$499,677	50%	\$249,839
	EE	<u>\$133,930</u>	<u>50%</u>	<u>\$66,965</u>
<i>Total Request</i>		\$885,577	50%	\$442,789

**2. Estimate how much flexibility will be used for the budget year. How much flexibility was used in the Prior Year Budget and the Current Year Budget? Please specify the amount.**

PRIOR YEAR ACTUAL AMOUNT OF FLEXIBILITY USED	CURRENT YEAR ESTIMATED AMOUNT OF FLEXIBILITY THAT WILL BE USED	DEPARTMENT REQUEST ESTIMATED AMOUNT OF FLEXIBILITY THAT WILL BE USED
<b>Fulton State Hospital</b> PS Expenditures - GR (\$4,500,000)  <b>NW MO PRC</b> PS Expenditures - GR (\$855,546) EE Expenditures - GR \$855,546	Flexibility usage is difficult to estimate at this time.	Flexibility usage is difficult to estimate at this time.

### FLEXIBILITY REQUEST FORM

<b>BUDGET UNIT NUMBER:</b> 69430C, 69432C, 69435C, 69442C 69470C, 69472C, 69480C	<b>DEPARTMENT:</b> Mental Health
<b>BUDGET UNIT NAME:</b> DBH State-Operated Adult Facilities	<b>DIVISION:</b> Behavioral Health
<b>HOUSE BILL SECTION:</b> 10.300, 10.305, 10.310, 10.315, 10.320	

**2. Estimate how much flexibility will be used for the budget year. How much flexibility was used in the Prior Year Budget and the Current Year Budget? Please specify the amount.**

PRIOR YEAR ACTUAL AMOUNT OF FLEXIBILITY USED	CURRENT YEAR ESTIMATED AMOUNT OF FLEXIBILITY THAT WILL BE USED	DEPARTMENT REQUEST ESTIMATED AMOUNT OF FLEXIBILITY THAT WILL BE USED
<b>Forensic Treatment Center</b> PS Expenditures - GR (\$1,216,470) EE Expenditures - GR \$1,216,470  <b>Center for Behavioral Health</b> PS Expenditures - GR \$93,228 EE Expenditures - GR (\$93,228)		

3. Please explain how flexibility was used in the prior and/or current year.	
PRIOR YEAR EXPLAIN ACTUAL USE	CURRENT YEAR EXPLAIN PLANNED USE
In FY 2022, flex was utilized by Fulton State Hospital to cover the costs of supporting individuals in the community. NW MO PRC and Forensic Treatment center utilized flex to cover the costs of contracted staff due to ongoing staff vacancies. The Center for Behavioral Health utilized flex to cover final payroll.	Flexibility usage is difficult to estimate at this time.

# REPORT 10 - FY 2024 DEPARTMENT REQUEST

# DECISION ITEM DETAIL

Budget Unit	FY 2022	FY 2022	FY 2023	FY 2023	FY 2024	FY 2024	*****	*****
Decision Item	ACTUAL	ACTUAL	BUDGET	BUDGET	DEPT REQ	DEPT REQ	SECURED	SECURED
Budget Object Class	DOLLAR	FTE	DOLLAR	FTE	DOLLAR	FTE	COLUMN	COLUMN
<b>FULTON STATE HOSPITAL</b>								
<b>CORE</b>								
PERSONNEL ANAL I	0	0.00	424	0.00	0	0.00	0	0.00
FOOD SERVICE HELPER I	58	0.00	0	0.00	0	0.00	0	0.00
LICENSED BEHAVIOR ANALYST	0	0.00	76,203	1.00	0	0.00	0	0.00
DEPUTY DIVISION DIRECTOR	104,407	1.00	108,440	1.00	109,556	1.00	0	0.00
INSTITUTION SUPERINTENDENT	99,954	1.00	103,855	1.00	104,883	1.00	0	0.00
PASTORAL COUNSELOR	55,459	1.00	59,011	1.00	59,595	1.00	0	0.00
STUDENT INTERN	86,849	3.03	63,054	2.00	62,400	2.00	0	0.00
CLIENT/PATIENT WORKER	134,247	0.00	0	0.00	0	0.00	0	0.00
CLERK	17,133	0.44	0	0.00	0	0.00	0	0.00
TYPIST	37,579	1.06	46,104	1.05	59,251	1.05	0	0.00
OFFICE WORKER MISCELLANEOUS	17,452	0.48	19,123	0.50	36,866	0.50	0	0.00
MISCELLANEOUS TECHNICAL	7,004	0.19	0	0.00	0	0.00	0	0.00
MISCELLANEOUS PROFESSIONAL	343,116	5.41	194,548	3.40	234,350	4.40	0	0.00
DOMESTIC SERVICE WORKER	127,928	4.17	0	0.00	0	0.00	0	0.00
SEAMSTRESS	9,695	0.39	0	0.00	0	0.00	0	0.00
EDUCATIONAL AIDE	17,524	0.70	0	0.00	0	0.00	0	0.00
DENTIST	105,347	0.49	108,601	1.00	107,521	1.00	0	0.00
PSYCHIATRIST	1,532,360	6.79	2,601,931	11.60	3,065,205	11.60	0	0.00
STAFF PHYSICIAN	43,637	0.20	0	0.00	136,677	0.25	0	0.00
STAFF PHYSICIAN SPECIALIST	0	0.00	549,048	2.55	506,415	2.25	0	0.00
MEDICAL ADMINISTRATOR	0	0.00	240,118	1.00	242,123	1.00	0	0.00
CONSULTING PHYSICIAN	45,382	0.43	42,110	0.20	115,239	0.20	0	0.00
SPECIAL ASST OFFICIAL & ADMSTR	0	0.00	277,987	1.25	192,734	1.00	0	0.00
SPECIAL ASST PROFESSIONAL	119,279	1.77	1,061,720	12.00	1,343,747	15.50	0	0.00
SPECIAL ASST OFFICE & CLERICAL	0	0.00	45,783	1.00	46,236	1.00	0	0.00
DIRECT CARE AIDE	1,499,266	37.95	0	0.00	0	0.00	0	0.00
LICENSED PRACTICAL NURSE	155,244	2.69	0	0.00	0	0.00	0	0.00
REGISTERED NURSE	953,108	9.67	0	0.00	1,007,090	20.15	0	0.00
NURSE CLINICIAN/PRACTITIONER	229,526	2.00	239,114	2.00	241,088	2.00	0	0.00
THERAPY AIDE	28,191	0.86	12,826	0.34	25,396	0.34	0	0.00
THERAPIST	16,815	0.24	35,879	0.50	65,060	1.00	0	0.00
PSYCHOLOGIST	40,355	0.32	0	0.00	0	0.00	0	0.00

9/20/22 19:27

im\_didetail

# REPORT 10 - FY 2024 DEPARTMENT REQUEST

# DECISION ITEM DETAIL

Budget Unit	FY 2022	FY 2022	FY 2023	FY 2023	FY 2024	FY 2024	*****	*****
Decision Item	ACTUAL	ACTUAL	BUDGET	BUDGET	DEPT REQ	DEPT REQ	SECURED	SECURED
Budget Object Class	DOLLAR	FTE	DOLLAR	FTE	DOLLAR	FTE	COLUMN	COLUMN
<b>FULTON STATE HOSPITAL</b>								
<b>CORE</b>								
PSYCHOLOGICAL RESIDENT	63,579	0.93	0	0.00	0	0.00	0	0.00
HEALTH PROGRAM AIDE	13,650	0.88	0	0.00	0	0.00	0	0.00
HEALTH PROGRAM SPECIALIST	46,473	3.00	0	0.00	0	0.00	0	0.00
PHARMACIST	10,144	0.05	0	0.00	0	0.00	0	0.00
PHYSICIAN ASSISTANT	166,011	1.72	92,190	0.80	216,028	1.60	0	0.00
PODIATRIST	18,327	0.10	10,012	0.05	9,913	0.05	0	0.00
SOCIAL SERVICES WORKER	5,959	0.09	0	0.00	0	0.00	0	0.00
SOCIAL SERVICES SUPERVISOR	27,534	0.48	29,888	0.50	29,624	0.50	0	0.00
INVESTIGATOR	1,554	0.02	0	0.00	0	0.00	0	0.00
SKILLED TRADESMAN	400	0.01	0	0.00	0	0.00	0	0.00
ADMINISTRATIVE SUPPORT CLERK	303,993	11.22	465,143	15.00	431,928	14.00	0	0.00
ADMIN SUPPORT ASSISTANT	1,108,897	36.70	1,253,554	36.00	1,242,776	38.00	0	0.00
LEAD ADMIN SUPPORT ASSISTANT	361,615	10.72	378,995	10.00	352,313	10.00	0	0.00
ADMIN SUPPORT PROFESSIONAL	130,081	2.96	91,213	2.00	92,116	2.00	0	0.00
ADMINISTRATIVE MANAGER	132,831	1.74	0	0.00	0	0.00	0	0.00
ASSOC RESEARCH/DATA ANALYST	71,757	1.95	79,208	2.00	76,936	2.00	0	0.00
RESEARCH/DATA ANALYST	124,185	2.33	277,680	4.50	175,236	3.00	0	0.00
STORES/WAREHOUSE ASSISTANT	244,536	8.10	357,753	11.00	326,680	10.00	0	0.00
STORES/WAREHOUSE ASSOCIATE	31,021	1.00	0	0.00	0	0.00	0	0.00
STORES/WAREHOUSE SUPERVISOR	129,456	3.53	183,985	5.00	188,818	5.00	0	0.00
ADDICTION COUNSELOR	40,477	1.00	42,322	1.00	42,473	1.00	0	0.00
BEHAVIOR ANALYST	0	0.00	0	0.00	72,230	1.00	0	0.00
BARBER/COSMETOLOGIST	60,114	2.00	60,314	2.00	66,518	2.00	0	0.00
BEHAVIORAL TECHNICIAN	192,893	6.59	273,348	9.00	288,773	9.00	0	0.00
SUPERVISING BEHAVIORAL TECH	31,359	0.88	37,289	1.00	37,658	1.00	0	0.00
DIETITIAN	114,241	2.39	159,857	3.00	155,856	3.00	0	0.00
DIETETIC COORDINATOR	83,410	1.30	135,972	2.00	137,318	2.00	0	0.00
DENTAL ASSISTANT	29,734	1.00	30,863	1.00	31,200	1.00	0	0.00
HEALTH INFORMATION TECHNICIAN	86,342	2.02	88,604	2.00	89,575	2.00	0	0.00
HEALTH INFO ADMINISTRATOR	82,596	1.55	115,144	2.00	52,861	1.00	0	0.00
LICENSED PRACTICAL NURSE	374,612	7.92	1,728,687	37.00	1,957,365	37.00	0	0.00
REGISTERED NURSE	2,219,228	30.11	4,536,743	63.25	4,639,240	62.25	0	0.00

9/20/22 19:27

im\_didetail

# REPORT 10 - FY 2024 DEPARTMENT REQUEST

# DECISION ITEM DETAIL

Budget Unit	FY 2022	FY 2022	FY 2023	FY 2023	FY 2024	FY 2024	*****	*****
Decision Item	ACTUAL	ACTUAL	BUDGET	BUDGET	DEPT REQ	DEPT REQ	SECURED	SECURED
Budget Object Class	DOLLAR	FTE	DOLLAR	FTE	DOLLAR	FTE	COLUMN	COLUMN
<b>FULTON STATE HOSPITAL</b>								
<b>CORE</b>								
REGISTERED NURSE SPEC/SPV	1,069,241	12.87	1,423,710	17.00	1,549,991	17.00	0	0.00
NURSE MANAGER	220,413	2.16	312,096	3.00	321,018	3.00	0	0.00
OCCUPATIONAL THERAPIST	94,706	1.54	126,046	2.50	96,598	2.00	0	0.00
PHYSICIAN	611,053	3.10	0	0.00	0	0.00	0	0.00
PSYCHOLOGIST	613,878	7.13	165,198	2.00	182,481	2.00	0	0.00
SENIOR PSYCHOLOGIST	266,193	3.02	0	0.00	0	0.00	0	0.00
DIRECTOR OF PSYCHOLOGY	86,298	0.96	0	0.00	0	0.00	0	0.00
QUALITY IMPROVEMENT SPECIALIST	84,719	1.56	51,316	1.00	51,824	1.00	0	0.00
QUALITY IMPROVEMENT MANAGER	142,014	2.00	0	0.00	0	0.00	0	0.00
THERAPEUTIC SERVICES WORKER	155,907	4.85	571,883	17.00	572,710	17.00	0	0.00
RECREATION/MUSIC THERAPIST	530,780	12.76	423,892	10.00	522,901	12.00	0	0.00
RECREATION/MUSIC THERAPIST SPV	101,376	2.01	300,614	7.00	243,789	5.00	0	0.00
THERAPEUTIC SERVICES MANAGER	70,350	1.07	0	0.00	0	0.00	0	0.00
SUPPORT CARE ASSISTANT	299,944	10.93	1,191,924	39.00	1,135,284	39.00	0	0.00
SENIOR SUPPORT CARE ASSISTANT	33,813	1.08	97,941	3.00	107,016	3.00	0	0.00
SECURITY SUPPORT CARE ASST	8,104,245	219.35	14,637,889	360.09	13,301,092	359.59	0	0.00
SR SECURITY SUPPORT CARE ASST	2,051,639	50.39	2,365,125	54.00	2,383,458	54.00	0	0.00
SUPERVISING SUPPORT CARE ASST	48,363	1.27	79,194	2.00	478,417	12.00	0	0.00
SPV SECURITY SUPPORT CARE ASST	440,656	9.90	504,768	11.00	538,225	11.00	0	0.00
SUPPORT CARE PROFESSIONAL	0	0.00	414,041	10.00	0	0.00	0	0.00
TREATMENT MANAGER	242,739	3.55	603,596	8.00	522,134	7.00	0	0.00
SENIOR CLINICAL CASEWORKER	602,056	12.22	54,865	1.00	50,432	1.00	0	0.00
LICENSED CLINICAL SOCIAL WKR	632,965	10.83	1,642,104	27.50	1,627,373	27.50	0	0.00
CLINICAL SOCIAL WORK SPV/SPEC	174,517	2.74	266,115	4.00	266,327	4.00	0	0.00
CUSTODIAL ASSISTANT	480,353	17.78	1,368,113	44.00	1,398,580	44.00	0	0.00
CUSTODIAL WORKER	188,023	6.49	262,569	8.00	267,072	8.00	0	0.00
CUSTODIAL SUPERVISOR	157,376	5.02	209,576	6.00	217,935	6.00	0	0.00
CUSTODIAL MANAGER	45,780	1.00	48,512	1.00	48,038	1.00	0	0.00
FOOD SERVICE ASSISTANT	338,129	12.06	1,129,482	35.00	1,146,484	36.00	0	0.00
FOOD SERVICE WORKER	275,147	10.00	388,599	13.00	408,096	13.00	0	0.00
FOOD SERVICE SUPERVISOR	169,590	5.24	210,922	6.00	213,632	6.00	0	0.00
FOOD SERVICE MANAGER	68,179	1.74	80,921	2.00	81,766	2.00	0	0.00

9/20/22 19:27

im\_didetail

# REPORT 10 - FY 2024 DEPARTMENT REQUEST

# DECISION ITEM DETAIL

Budget Unit	FY 2022	FY 2022	FY 2023	FY 2023	FY 2024	FY 2024	*****	*****
Decision Item	ACTUAL	ACTUAL	BUDGET	BUDGET	DEPT REQ	DEPT REQ	SECURED	SECURED
Budget Object Class	DOLLAR	FTE	DOLLAR	FTE	DOLLAR	FTE	COLUMN	COLUMN
<b>FULTON STATE HOSPITAL</b>								
<b>CORE</b>								
EDUCATION SPECIALIST	231,513	4.25	227,610	4.00	229,320	4.00	0	0.00
LIBRARY MANAGER	88,345	2.13	86,389	2.00	87,246	2.00	0	0.00
STAFF DEVELOPMENT TRAINER	83,883	1.89	92,148	2.00	93,060	2.00	0	0.00
STAFF DEV TRAINING SPECIALIST	131,826	2.88	143,121	3.00	144,538	3.00	0	0.00
SR STAFF DEV TRAINING SPEC	72,622	1.00	75,457	1.00	76,204	1.00	0	0.00
ACCOUNTS ASSISTANT	165,168	5.71	182,723	6.00	187,200	6.00	0	0.00
SENIOR ACCOUNTS ASSISTANT	52,843	1.72	64,144	2.00	85,412	2.00	0	0.00
ACCOUNTS SUPERVISOR	82,266	2.00	85,448	2.00	86,323	2.00	0	0.00
SENIOR ACCOUNTANT	0	0.00	518	0.00	0	0.00	0	0.00
ACCOUNTANT MANAGER	64,200	1.00	153,217	2.00	154,733	2.00	0	0.00
HUMAN RESOURCES ASSISTANT	126,464	3.82	137,623	4.00	134,247	4.00	0	0.00
HUMAN RESOURCES GENERALIST	73,412	1.69	93,513	2.00	94,884	2.00	0	0.00
HUMAN RESOURCES MANAGER	62,055	0.85	77,165	1.00	73,850	1.00	0	0.00
BENEFIT PROGRAM SPECIALIST	98,470	2.98	102,977	3.00	103,998	3.00	0	0.00
BENEFIT PROGRAM SR SPECIALIST	39,765	1.00	41,213	1.00	43,105	1.00	0	0.00
REHABILITATION ASSOCIATE	62,015	1.89	97,465	3.00	71,787	2.00	0	0.00
REHABILITATION SPECIALIST	38,264	1.00	39,713	1.00	69,686	2.00	0	0.00
REHABILITATION COORDINATOR	46,152	1.00	47,944	1.00	48,420	1.00	0	0.00
NON-COMMISSIONED INVESTIGATOR	75,293	1.80	86,556	2.00	86,463	2.00	0	0.00
SECURITY MANAGER	99,253	2.07	49,198	1.00	49,685	1.00	0	0.00
SAFETY INSPECTOR	36,007	0.80	46,864	1.00	47,328	1.00	0	0.00
AUTOMOTIVE TECHNICIAN	36,949	1.00	38,326	1.00	38,705	1.00	0	0.00
DRIVER	253,546	9.10	332,485	11.00	285,792	9.00	0	0.00
MAINTENANCE/GROUNDS TECHNICIAN	61,990	1.54	36,363	1.00	90,546	2.00	0	0.00
SPECIALIZED TRADES WORKER	88,178	2.12	86,062	2.00	86,914	2.00	0	0.00
<b>TOTAL - PS</b>	<b>32,704,845</b>	<b>718.43</b>	<b>47,669,896</b>	<b>1,007.58</b>	<b>48,676,986</b>	<b>1,027.73</b>	<b>0</b>	<b>0.00</b>
TRAVEL, IN-STATE	1,918	0.00	6,586	0.00	3,500	0.00	0	0.00
TRAVEL, OUT-OF-STATE	1,487	0.00	11,675	0.00	6,500	0.00	0	0.00
SUPPLIES	2,874,129	0.00	4,497,261	0.00	4,003,558	0.00	0	0.00
PROFESSIONAL DEVELOPMENT	77,451	0.00	67,929	0.00	125,000	0.00	0	0.00
COMMUNICATION SERV & SUPP	222,661	0.00	193,296	0.00	73,150	0.00	0	0.00
PROFESSIONAL SERVICES	3,138,719	0.00	2,344,300	0.00	5,450,997	0.00	0	0.00

9/20/22 19:27

im\_didetail

# REPORT 10 - FY 2024 DEPARTMENT REQUEST

# DECISION ITEM DETAIL

Budget Unit	FY 2022	FY 2022	FY 2023	FY 2023	FY 2024	FY 2024	*****	*****
Decision Item	ACTUAL	ACTUAL	BUDGET	BUDGET	DEPT REQ	DEPT REQ	SECURED	SECURED
Budget Object Class	DOLLAR	FTE	DOLLAR	FTE	DOLLAR	FTE	COLUMN	COLUMN
<b>FULTON STATE HOSPITAL</b>								
<b>CORE</b>								
HOUSEKEEPING & JANITORIAL SERV	100,305	0.00	76,740	0.00	125,000	0.00	0	0.00
M&R SERVICES	440,384	0.00	373,535	0.00	465,000	0.00	0	0.00
COMPUTER EQUIPMENT	31,890	0.00	66,728	0.00	0	0.00	0	0.00
MOTORIZED EQUIPMENT	23,987	0.00	164,799	0.00	0	0.00	0	0.00
OFFICE EQUIPMENT	33,069	0.00	73,914	0.00	35,490	0.00	0	0.00
OTHER EQUIPMENT	559,183	0.00	692,719	0.00	596,367	0.00	0	0.00
PROPERTY & IMPROVEMENTS	133,580	0.00	474,385	0.00	525,665	0.00	0	0.00
BUILDING LEASE PAYMENTS	50	0.00	0	0.00	0	0.00	0	0.00
EQUIPMENT RENTALS & LEASES	79,227	0.00	75,184	0.00	157,103	0.00	0	0.00
MISCELLANEOUS EXPENSES	9,009	0.00	42,914	0.00	74,153	0.00	0	0.00
<b>TOTAL - EE</b>	<b>7,727,049</b>	<b>0.00</b>	<b>9,161,965</b>	<b>0.00</b>	<b>11,641,483</b>	<b>0.00</b>	<b>0</b>	<b>0.00</b>
<b>GRAND TOTAL</b>	<b>\$40,431,894</b>	<b>718.43</b>	<b>\$56,831,861</b>	<b>1,007.58</b>	<b>\$60,318,469</b>	<b>1,027.73</b>	<b>\$0</b>	<b>0.00</b>
<b>GENERAL REVENUE</b>	<b>\$40,208,670</b>	<b>718.43</b>	<b>\$55,224,370</b>	<b>986.50</b>	<b>\$58,710,978</b>	<b>1,006.65</b>		<b>0.00</b>
<b>FEDERAL FUNDS</b>	<b>\$223,224</b>	<b>0.00</b>	<b>\$1,607,491</b>	<b>21.08</b>	<b>\$1,607,491</b>	<b>21.08</b>		<b>0.00</b>
<b>OTHER FUNDS</b>	<b>\$0</b>	<b>0.00</b>	<b>\$0</b>	<b>0.00</b>	<b>\$0</b>	<b>0.00</b>		<b>0.00</b>

# REPORT 10 - FY 2024 DEPARTMENT REQUEST

# DECISION ITEM DETAIL

Budget Unit	FY 2022	FY 2022	FY 2023	FY 2023	FY 2024	FY 2024	*****	*****
Decision Item	ACTUAL	ACTUAL	BUDGET	BUDGET	DEPT REQ	DEPT REQ	SECURED	SECURED
Budget Object Class	DOLLAR	FTE	DOLLAR	FTE	DOLLAR	FTE	COLUMN	COLUMN
<b>FULTON ST HOSP OVERTIME</b>								
<b>CORE</b>								
PASTORAL COUNSELOR	1,691	0.03	0	0.00	0	0.00	0	0.00
DOMESTIC SERVICE WORKER	127	0.01	0	0.00	0	0.00	0	0.00
SPECIAL ASST PROFESSIONAL	32	0.00	0	0.00	0	0.00	0	0.00
DIRECT CARE AIDE	1,196	0.03	0	0.00	0	0.00	0	0.00
ADMINISTRATIVE SUPPORT CLERK	1,506	0.06	0	0.00	0	0.00	0	0.00
ADMIN SUPPORT ASSISTANT	16,898	0.58	0	0.00	0	0.00	0	0.00
LEAD ADMIN SUPPORT ASSISTANT	3,950	0.12	0	0.00	0	0.00	0	0.00
ADMIN SUPPORT PROFESSIONAL	496	0.01	0	0.00	0	0.00	0	0.00
STORES/WAREHOUSE ASSISTANT	2,468	0.08	0	0.00	0	0.00	0	0.00
STORES/WAREHOUSE SUPERVISOR	3,530	0.09	0	0.00	0	0.00	0	0.00
ADDICTION COUNSELOR	1,499	0.04	0	0.00	0	0.00	0	0.00
BEHAVIORAL TECHNICIAN	2,117	0.07	0	0.00	0	0.00	0	0.00
SUPERVISING BEHAVIORAL TECH	955	0.03	0	0.00	0	0.00	0	0.00
DIETITIAN	647	0.01	0	0.00	0	0.00	0	0.00
DENTAL ASSISTANT	44	0.00	0	0.00	0	0.00	0	0.00
LICENSED PRACTICAL NURSE	10,666	0.23	0	0.00	0	0.00	0	0.00
REGISTERED NURSE	216,406	3.22	0	0.00	0	0.00	0	0.00
REGISTERED NURSE SPEC/SPV	6,670	0.08	0	0.00	0	0.00	0	0.00
THERAPEUTIC SERVICES WORKER	2,588	0.09	0	0.00	0	0.00	0	0.00
RECREATION/MUSIC THERAPIST	6,311	0.15	0	0.00	0	0.00	0	0.00
SUPPORT CARE ASSISTANT	10,540	0.41	0	0.00	0	0.00	0	0.00
SENIOR SUPPORT CARE ASSISTANT	887	0.03	0	0.00	0	0.00	0	0.00
SECURITY SUPPORT CARE ASST	301,033	8.51	0	0.00	0	0.00	0	0.00
SR SECURITY SUPPORT CARE ASST	73,088	1.90	0	0.00	0	0.00	0	0.00
SUPERVISING SUPPORT CARE ASST	537	0.02	0	0.00	0	0.00	0	0.00
SPV SECURITY SUPPORT CARE ASST	9,851	0.24	0	0.00	0	0.00	0	0.00
SENIOR CLINICAL CASEWORKER	1,093	0.02	0	0.00	0	0.00	0	0.00
LICENSED CLINICAL SOCIAL WKR	931	0.02	0	0.00	0	0.00	0	0.00
CUSTODIAL ASSISTANT	4,647	0.18	0	0.00	0	0.00	0	0.00
CUSTODIAL WORKER	1,918	0.07	0	0.00	0	0.00	0	0.00
CUSTODIAL SUPERVISOR	721	0.02	0	0.00	0	0.00	0	0.00
FOOD SERVICE ASSISTANT	6,696	0.26	0	0.00	0	0.00	0	0.00

9/20/22 19:27

im\_didetail



# REPORT 10 - FY 2024 DEPARTMENT REQUEST

# DECISION ITEM DETAIL

Budget Unit	FY 2022	FY 2022	FY 2023	FY 2023	FY 2024	FY 2024	*****	*****
Decision Item	ACTUAL	ACTUAL	BUDGET	BUDGET	DEPT REQ	DEPT REQ	SECURED	SECURED
Budget Object Class	DOLLAR	FTE	DOLLAR	FTE	DOLLAR	FTE	COLUMN	COLUMN
<b>FULTON ST HOSP OVERTIME</b>								
<b>CORE</b>								
FOOD SERVICE WORKER	3,127	0.12	0	0.00	0	0.00	0	0.00
FOOD SERVICE SUPERVISOR	2,452	0.08	0	0.00	0	0.00	0	0.00
FOOD SERVICE MANAGER	1,311	0.03	0	0.00	0	0.00	0	0.00
LIBRARY MANAGER	1,857	0.05	0	0.00	0	0.00	0	0.00
STAFF DEVELOPMENT TRAINER	11	0.00	0	0.00	0	0.00	0	0.00
STAFF DEV TRAINING SPECIALIST	311	0.01	0	0.00	0	0.00	0	0.00
HUMAN RESOURCES ASSISTANT	298	0.01	0	0.00	0	0.00	0	0.00
HUMAN RESOURCES GENERALIST	1,341	0.03	0	0.00	0	0.00	0	0.00
SECURITY MANAGER	20	0.00	0	0.00	0	0.00	0	0.00
DRIVER	480	0.02	0	0.00	0	0.00	0	0.00
SPECIALIZED TRADES WORKER	321	0.01	0	0.00	0	0.00	0	0.00
OTHER	0	0.00	749,289	0.00	749,289	0.00	0	0.00
<b>TOTAL - PS</b>	<b>703,268</b>	<b>16.97</b>	<b>749,289</b>	<b>0.00</b>	<b>749,289</b>	<b>0.00</b>	<b>0</b>	<b>0.00</b>
<b>GRAND TOTAL</b>	<b>\$703,268</b>	<b>16.97</b>	<b>\$749,289</b>	<b>0.00</b>	<b>\$749,289</b>	<b>0.00</b>	<b>\$0</b>	<b>0.00</b>
<b>GENERAL REVENUE</b>	<b>\$703,268</b>	<b>16.97</b>	<b>\$749,289</b>	<b>0.00</b>	<b>\$749,289</b>	<b>0.00</b>		<b>0.00</b>
<b>FEDERAL FUNDS</b>	<b>\$0</b>	<b>0.00</b>	<b>\$0</b>	<b>0.00</b>	<b>\$0</b>	<b>0.00</b>		<b>0.00</b>
<b>OTHER FUNDS</b>	<b>\$0</b>	<b>0.00</b>	<b>\$0</b>	<b>0.00</b>	<b>\$0</b>	<b>0.00</b>		<b>0.00</b>

# REPORT 10 - FY 2024 DEPARTMENT REQUEST

# DECISION ITEM DETAIL

Budget Unit	FY 2022	FY 2022	FY 2023	FY 2023	FY 2024	FY 2024	*****	*****
Decision Item	ACTUAL	ACTUAL	BUDGET	BUDGET	DEPT REQ	DEPT REQ	SECURED	SECURED
Budget Object Class	DOLLAR	FTE	DOLLAR	FTE	DOLLAR	FTE	COLUMN	COLUMN
<b>FULTON-SORTS</b>								
<b>CORE</b>								
PARALEGAL	0	0.00	41,498	1.00	41,910	1.00	0	0.00
CLIENT/PATIENT WORKER	343,992	0.00	74,431	6.64	12	11.64	0	0.00
MISCELLANEOUS PROFESSIONAL	82,744	1.35	69,224	1.00	69,947	1.00	0	0.00
PSYCHIATRIST	337,202	1.33	304,462	1.45	315,476	1.45	0	0.00
STAFF PHYSICIAN SPECIALIST	0	0.00	78,091	0.50	78,705	0.50	0	0.00
SPECIAL ASST OFFICIAL & ADMSTR	46,249	0.48	0	0.00	0	0.00	0	0.00
SPECIAL ASST PROFESSIONAL	195,152	3.22	360,516	4.00	435,941	4.50	0	0.00
DIRECT CARE AIDE	634,692	16.00	0	0.00	0	0.00	0	0.00
LICENSED PRACTICAL NURSE	83,977	1.48	0	0.00	0	0.00	0	0.00
REGISTERED NURSE	305,599	3.22	0	0.00	0	0.00	0	0.00
NURSE CLINICIAN/PRACTITIONER	222,048	2.00	231,521	2.00	241,088	2.00	0	0.00
THERAPIST	16,815	0.24	0	0.00	0	0.00	0	0.00
PSYCHOLOGIST	92,475	0.47	0	0.00	0	0.00	0	0.00
PSYCHOLOGICAL RESIDENT	53,901	0.75	0	0.00	0	0.00	0	0.00
PHARMACIST	3,380	0.02	0	0.00	0	0.00	0	0.00
SOCIAL SERVICES WORKER	374	0.01	0	0.00	0	0.00	0	0.00
MAINTENANCE WORKER	4,952	0.17	8,732	0.25	8,185	0.25	0	0.00
ADMINISTRATIVE SUPPORT CLERK	48,887	1.79	62,131	2.00	62,400	2.00	0	0.00
ADMIN SUPPORT ASSISTANT	181,208	5.90	251,401	7.00	231,398	7.00	0	0.00
ADMIN SUPPORT PROFESSIONAL	92,277	2.02	94,652	2.00	96,072	2.00	0	0.00
RESEARCH/DATA ANALYST	6,795	0.10	34,713	0.50	0	0.00	0	0.00
STORES/WAREHOUSE ASSISTANT	74,949	2.30	69,194	2.00	69,888	2.00	0	0.00
STORES/WAREHOUSE SUPERVISOR	0	0.00	455	0.00	0	0.00	0	0.00
ADDICTION COUNSELOR	30,837	0.76	42,161	1.00	42,473	1.00	0	0.00
BEHAVIORAL TECHNICIAN	13,554	0.44	32,682	1.00	32,086	1.00	0	0.00
DIETITIAN	0	0.00	26,652	0.50	26,916	0.50	0	0.00
LICENSED PRACTICAL NURSE	181,857	3.54	671,808	14.00	685,239	14.00	0	0.00
REGISTERED NURSE	1,287,212	17.67	1,772,831	26.00	1,902,608	26.00	0	0.00
REGISTERED NURSE SPEC/SPV	162,266	2.01	165,032	2.00	184,192	2.00	0	0.00
NURSE MANAGER	58,051	0.60	0	0.00	0	0.00	0	0.00
PSYCHOLOGIST	0	0.00	153,951	2.00	133,784	2.00	0	0.00
SENIOR PSYCHOLOGIST	264,429	2.92	90,897	1.00	72,528	1.00	0	0.00

9/20/22 19:27

im\_didetail

# REPORT 10 - FY 2024 DEPARTMENT REQUEST

# DECISION ITEM DETAIL

Budget Unit	FY 2022	FY 2022	FY 2023	FY 2023	FY 2024	FY 2024	*****	*****
Decision Item	ACTUAL	ACTUAL	BUDGET	BUDGET	DEPT REQ	DEPT REQ	SECURED	SECURED
Budget Object Class	DOLLAR	FTE	DOLLAR	FTE	DOLLAR	FTE	COLUMN	COLUMN
<b>FULTON-SORTS</b>								
<b>CORE</b>								
QUALITY IMPROVEMENT MANAGER	107	0.00	0	0.00	0	0.00	0	0.00
THERAPEUTIC SERVICES WORKER	54,290	1.64	241,213	7.00	237,134	7.00	0	0.00
RECREATION/MUSIC THERAPIST	191,131	4.49	219,721	5.00	225,820	5.00	0	0.00
RECREATION/MUSIC THERAPIST SPV	0	0.00	39,284	1.00	39,614	1.00	0	0.00
SUPPORT CARE ASSISTANT	0	0.00	309,004	11.00	343,200	11.00	0	0.00
SECURITY SUPPORT CARE ASST	2,721,275	78.19	4,012,030	112.00	3,777,685	107.00	0	0.00
SR SECURITY SUPPORT CARE ASST	674,454	17.71	931,886	23.00	982,694	23.00	0	0.00
SPV SECURITY SUPPORT CARE ASST	133,531	3.16	127,842	3.00	144,450	3.00	0	0.00
SENIOR CLINICAL CASEWORKER	136,405	2.68	53,789	1.00	54,865	1.00	0	0.00
LICENSED CLINICAL SOCIAL WKR	290,357	5.00	437,206	7.50	441,291	7.50	0	0.00
CLINICAL SOCIAL WORK SPV/SPEC	104,647	1.70	64,964	1.00	65,642	1.00	0	0.00
CUSTODIAL ASSISTANT	123,060	4.39	181,148	6.00	192,192	6.00	0	0.00
CUSTODIAL WORKER	22,696	0.76	0	0.00	0	0.00	0	0.00
CUSTODIAL SUPERVISOR	32,584	1.03	0	0.00	0	0.00	0	0.00
FOOD SERVICE ASSISTANT	79,579	2.85	151,093	5.00	160,992	5.00	0	0.00
EDUCATION SPECIALIST	52,360	1.00	54,384	1.00	54,923	1.00	0	0.00
STAFF DEV TRAINING SPECIALIST	151	0.00	0	0.00	0	0.00	0	0.00
DEVLP DISABILITY SERVICE SPV	0	0.00	63,985	1.00	67,019	1.00	0	0.00
REHABILITATION ASSOCIATE	60,985	1.81	69,714	2.00	74,442	2.00	0	0.00
LEGAL ASSISTANT	39,971	1.00	0	0.00	0	0.00	0	0.00
SECURITY OFFICER	0	0.00	313	0.00	0	0.00	0	0.00
DRIVER	28,291	1.03	29,400	1.00	31,200	1.00	0	0.00
OTHER	0	0.00	70,343	0.00	70,343	0.00	0	0.00
<b>TOTAL - PS</b>	<b>9,571,748</b>	<b>199.23</b>	<b>11,694,354</b>	<b>265.34</b>	<b>11,694,354</b>	<b>265.34</b>	<b>0</b>	<b>0.00</b>
TRAVEL, IN-STATE	713	0.00	4,988	0.00	4,975	0.00	0	0.00
TRAVEL, OUT-OF-STATE	1,974	0.00	6,450	0.00	6,500	0.00	0	0.00
SUPPLIES	970,820	0.00	1,185,735	0.00	1,249,935	0.00	0	0.00
PROFESSIONAL DEVELOPMENT	16,500	0.00	11,983	0.00	15,000	0.00	0	0.00
COMMUNICATION SERV & SUPP	44,198	0.00	25,404	0.00	45,100	0.00	0	0.00
PROFESSIONAL SERVICES	896,623	0.00	975,385	0.00	900,000	0.00	0	0.00
HOUSEKEEPING & JANITORIAL SERV	29,225	0.00	15,650	0.00	30,000	0.00	0	0.00
M&R SERVICES	64,493	0.00	24,750	0.00	64,500	0.00	0	0.00

9/20/22 19:27

im\_didetail

REPORT 10 - FY 2024 DEPARTMENT REQUEST

DECISION ITEM DETAIL

Budget Unit	FY 2022	FY 2022	FY 2023	FY 2023	FY 2024	FY 2024	*****	*****
Decision Item	ACTUAL	ACTUAL	BUDGET	BUDGET	DEPT REQ	DEPT REQ	SECURED	SECURED
Budget Object Class	DOLLAR	FTE	DOLLAR	FTE	DOLLAR	FTE	COLUMN	COLUMN
FULTON-SORTS								
CORE								
COMPUTER EQUIPMENT	1,339	0.00	0	0.00	0	0.00	0	0.00
OFFICE EQUIPMENT	7,104	0.00	3,250	0.00	6,500	0.00	0	0.00
OTHER EQUIPMENT	154,664	0.00	147,800	0.00	150,000	0.00	0	0.00
PROPERTY & IMPROVEMENTS	111,227	0.00	125,278	0.00	45,000	0.00	0	0.00
BUILDING LEASE PAYMENTS	246	0.00	0	0.00	0	0.00	0	0.00
EQUIPMENT RENTALS & LEASES	50,315	0.00	41,608	0.00	51,250	0.00	0	0.00
MISCELLANEOUS EXPENSES	9,020	0.00	12,479	0.00	12,000	0.00	0	0.00
TOTAL - EE	2,358,461	0.00	2,580,760	0.00	2,580,760	0.00	0	0.00
GRAND TOTAL	\$11,930,209	199.23	\$14,275,114	265.34	\$14,275,114	265.34	\$0	0.00
GENERAL REVENUE	\$11,930,209	199.23	\$14,275,114	265.34	\$14,275,114	265.34		0.00
FEDERAL FUNDS	\$0	0.00	\$0	0.00	\$0	0.00		0.00
OTHER FUNDS	\$0	0.00	\$0	0.00	\$0	0.00		0.00

# REPORT 10 - FY 2024 DEPARTMENT REQUEST

# DECISION ITEM DETAIL

Budget Unit	FY 2022	FY 2022	FY 2023	FY 2023	FY 2024	FY 2024	*****	*****
Decision Item	ACTUAL	ACTUAL	BUDGET	BUDGET	DEPT REQ	DEPT REQ	SECURED	SECURED
Budget Object Class	DOLLAR	FTE	DOLLAR	FTE	DOLLAR	FTE	COLUMN	COLUMN
<b>NORTHWEST MO PSY REHAB CENTER</b>								
<b>CORE</b>								
INSTITUTION SUPERINTENDENT	91,259	0.96	100,138	1.00	100,138	1.00	0	0.00
PASTORAL COUNSELOR	100,017	1.77	106,964	1.80	106,964	1.80	0	0.00
CLIENT/PATIENT WORKER	127,945	0.00	0	0.00	0	0.00	0	0.00
CLERK	25,085	0.88	0	0.00	0	0.00	0	0.00
OFFICE WORKER MISCELLANEOUS	17,517	0.42	0	0.49	0	0.00	0	0.00
RESEARCH WORKER	22,440	0.50	0	0.00	0	0.00	0	0.00
MANAGER	39,336	0.35	0	0.00	0	0.00	0	0.00
MISCELLANEOUS TECHNICAL	15,885	0.33	22,383	0.50	0	0.00	0	0.00
MISCELLANEOUS PROFESSIONAL	72,719	1.24	0	0.00	0	0.00	0	0.00
DOMESTIC SERVICE WORKER	27,464	0.79	0	0.00	0	0.00	0	0.00
PSYCHIATRIST	901,343	3.12	1,240,192	4.50	1,081,609	4.50	0	0.00
STAFF PHYSICIAN	275,133	0.94	115,004	0.50	115,004	0.50	0	0.00
SPECIAL ASST OFFICIAL & ADMSTR	48,077	0.42	53,952	0.50	53,952	0.50	0	0.00
SPECIAL ASST PROFESSIONAL	720,090	7.44	496,920	5.00	496,920	5.00	0	0.00
SPECIAL ASST OFFICE & CLERICAL	60,351	1.52	46,066	1.00	46,066	1.00	0	0.00
DIRECT CARE AIDE	877,007	22.39	0	0.00	0	0.00	0	0.00
LICENSED PRACTICAL NURSE	51,103	0.86	0	0.00	0	0.00	0	0.00
REGISTERED NURSE	290,778	3.48	0	0.00	522,196	5.22	0	0.00
NURSE CLINICIAN/PRACTITIONER	247,812	1.96	261,954	2.00	261,954	2.00	0	0.00
THERAPY CONSULTANT	0	0.00	30,613	0.20	30,613	0.20	0	0.00
PSYCHOLOGIST	10,746	0.05	0	0.00	0	0.00	0	0.00
PSYCHOLOGICAL RESIDENT	0	0.00	5	0.00	0	0.00	0	0.00
PHARMACIST	7,148	0.04	0	0.00	0	0.00	0	0.00
PHYSICIAN ASSISTANT	36,783	0.41	0	0.00	0	0.00	0	0.00
LABORER	1,429	0.03	0	0.00	0	0.00	0	0.00
SECURITY OFFICER	21,957	0.64	0	0.00	0	0.00	0	0.00
DRIVER	10,916	0.42	0	0.00	0	0.00	0	0.00
ADMINISTRATIVE SUPPORT CLERK	120,470	4.44	136,365	4.60	143,520	6.10	0	0.00
ADMIN SUPPORT ASSISTANT	296,845	9.93	277,669	10.00	164,800	5.00	0	0.00
LEAD ADMIN SUPPORT ASSISTANT	43,213	1.21	40,972	1.00	178,912	5.00	0	0.00
ADMIN SUPPORT PROFESSIONAL	0	0.00	8	0.00	0	0.00	0	0.00
PROGRAM ASSISTANT	39,228	0.96	0	0.00	0	0.00	0	0.00

9/20/22 19:27

im\_didetail

# REPORT 10 - FY 2024 DEPARTMENT REQUEST

# DECISION ITEM DETAIL

Budget Unit	FY 2022	FY 2022	FY 2023	FY 2023	FY 2024	FY 2024	*****	*****
Decision Item	ACTUAL	ACTUAL	BUDGET	BUDGET	DEPT REQ	DEPT REQ	SECURED	SECURED
Budget Object Class	DOLLAR	FTE	DOLLAR	FTE	DOLLAR	FTE	COLUMN	COLUMN
<b>NORTHWEST MO PSY REHAB CENTER</b>								
<b>CORE</b>								
PROGRAM SPECIALIST	103,925	2.00	55,214	1.00	55,214	1.00	0	0.00
ASSOC RESEARCH/DATA ANALYST	17,195	0.50	37,813	1.00	0	0.00	0	0.00
RESEARCH/DATA ANALYST	24,841	0.50	0	0.00	50,865	1.00	0	0.00
STORES/WAREHOUSE ASSISTANT	83,794	2.98	92,182	3.00	93,600	3.00	0	0.00
STORES/WAREHOUSE SUPERVISOR	35,124	0.92	40,328	1.00	40,328	1.00	0	0.00
ADDICTION COUNSELOR	40,817	0.96	44,787	1.00	44,787	1.00	0	0.00
BARBER/COSMETOLOGIST	18,700	0.60	19,897	0.60	19,897	0.60	0	0.00
DIETITIAN SUPERVISOR	60,441	1.00	63,420	1.00	63,420	1.00	0	0.00
DIETETIC COORDINATOR	63,766	1.00	66,911	1.00	66,911	1.00	0	0.00
HEALTH INFORMATION TECHNICIAN	70,450	1.87	78,469	2.00	82,963	2.00	0	0.00
HEALTH INFO ADMINISTRATOR	49,908	0.99	52,860	1.00	52,860	1.00	0	0.00
LICENSED PRACTICAL NURSE	245,112	5.89	683,395	18.00	552,846	16.00	0	0.00
SR LICENSED PRACTICAL NURSE	36,023	0.67	0	0.00	0	0.00	0	0.00
REGISTERED NURSE	573,744	8.52	983,654	18.00	983,654	18.00	0	0.00
REGISTERED NURSE SPEC/SPV	384,583	5.23	1,254,711	18.00	1,124,162	16.00	0	0.00
NURSE MANAGER	72,177	0.85	426,362	6.00	426,362	6.00	0	0.00
DIRECTOR OF NURSING	108,595	0.85	132,529	1.00	142,390	1.00	0	0.00
COUNSELOR-IN-TRAINING	0	0.00	41,703	1.00	41,703	1.00	0	0.00
LIC PROFESSIONAL COUNSELOR	48,554	0.94	0	0.00	0	0.00	0	0.00
SENIOR PSYCHOLOGIST	15,261	0.18	0	0.00	0	0.00	0	0.00
QUALITY IMPROVEMENT MANAGER	41,581	0.50	0	0.00	0	0.00	0	0.00
THERAPEUTIC SERVICES WORKER	72,108	2.55	83,525	3.00	83,525	3.00	0	0.00
SR THERAPEUTIC SERVICES WORKER	32,600	0.97	34,274	1.00	36,882	1.00	0	0.00
RECREATION/MUSIC THERAPIST	137,475	3.83	149,810	4.00	149,810	4.00	0	0.00
RECREATION/MUSIC THERAPIST SPV	114,455	2.68	169,068	4.00	150,632	4.00	0	0.00
THERAPEUTIC SERVICES MANAGER	65,266	0.96	71,616	1.00	71,616	1.00	0	0.00
SUPPORT CARE ASSISTANT	1,160,348	39.45	2,252,081	75.52	2,125,473	75.01	0	0.00
SENIOR SUPPORT CARE ASSISTANT	169,870	5.55	539,647	17.00	539,647	16.00	0	0.00
TREATMENT SUPERVISOR	137,411	2.71	0	0.00	0	0.00	0	0.00
TREATMENT MANAGER	138,597	2.00	329,464	5.50	329,464	5.50	0	0.00
CLINICAL CASEWORKER	103,520	2.96	116,041	3.00	113,085	3.00	0	0.00
SENIOR CLINICAL CASEWORKER	82,231	1.78	42,721	1.00	94,712	2.00	0	0.00

9/20/22 19:27

im\_didetail

# REPORT 10 - FY 2024 DEPARTMENT REQUEST

# DECISION ITEM DETAIL

Budget Unit	FY 2022	FY 2022	FY 2023	FY 2023	FY 2024	FY 2024	*****	*****
Decision Item	ACTUAL	ACTUAL	BUDGET	BUDGET	DEPT REQ	DEPT REQ	SECURED	SECURED
Budget Object Class	DOLLAR	FTE	DOLLAR	FTE	DOLLAR	FTE	COLUMN	COLUMN
<b>NORTHWEST MO PSY REHAB CENTER</b>								
<b>CORE</b>								
LICENSED CLINICAL SOCIAL WKR	246,129	4.88	398,470	7.00	371,000	7.00	0	0.00
CLINICAL SOCIAL WORK MANAGER	68,147	0.92	0	0.00	0	0.00	0	0.00
CUSTODIAL ASSISTANT	114,312	4.56	146,586	5.00	156,000	5.00	0	0.00
CUSTODIAL WORKER	4,141	0.18	0	0.00	0	0.00	0	0.00
CUSTODIAL SUPERVISOR	31,300	1.01	35,664	1.00	35,664	1.00	0	0.00
FOOD SERVICE ASSISTANT	95,149	3.72	149,286	5.80	180,960	5.80	0	0.00
FOOD SERVICE WORKER	86,199	3.35	85,433	3.00	124,800	4.00	0	0.00
FOOD SERVICE SUPERVISOR	99,221	3.44	121,827	4.00	136,531	4.00	0	0.00
FOOD SERVICE MANAGER	37,333	1.00	33,043	1.00	40,882	1.00	0	0.00
LAUNDRY WORKER	52,301	2.01	58,146	2.00	62,400	2.00	0	0.00
STAFF DEVELOPMENT TRAINER	40,289	1.02	40,592	1.00	40,592	1.00	0	0.00
STAFF DEVELOPMENT TRAINING MGR	56,959	1.00	58,732	1.00	58,732	1.00	0	0.00
SENIOR ACCOUNTS ASSISTANT	31,326	0.92	0	0.00	0	0.00	0	0.00
ACCOUNTS SUPERVISOR	0	0.00	8	0.00	0	0.00	0	0.00
ACCOUNTANT	103,917	3.00	156,870	4.00	156,870	4.00	0	0.00
ACCOUNTANT MANAGER	40,699	0.50	44,273	0.50	44,273	0.50	0	0.00
HUMAN RESOURCES ASSISTANT	38,445	1.07	37,659	1.00	37,659	1.00	0	0.00
HUMAN RESOURCES GENERALIST	55,018	1.09	53,250	1.00	53,250	1.00	0	0.00
HUMAN RESOURCES MANAGER	0	0.00	38,435	0.50	38,435	0.50	0	0.00
BENEFIT PROGRAM SPECIALIST	36,767	1.08	36,197	1.00	37,999	1.00	0	0.00
REHABILITATION ASSOCIATE	90,795	2.95	103,759	3.00	99,978	3.00	0	0.00
REHABILITATION SPECIALIST	41,964	1.01	51,836	1.00	38,922	1.00	0	0.00
SENIOR LABORATORY SUPPORT TECH	13,567	0.33	0	0.00	0	0.00	0	0.00
NON-COMMISSIONED INVESTIGATOR	0	0.00	48,192	1.00	48,192	1.00	0	0.00
SECURITY OFFICER	316,843	10.99	336,480	11.00	468,000	15.00	0	0.00
ADVANCED SECURITY OFFICER	97,449	3.20	94,661	3.00	104,596	3.00	0	0.00
SECURITY MANAGER	53,208	1.02	51,165	1.00	56,818	1.00	0	0.00
AUTOMOTIVE TECHNICIAN	36,856	0.94	41,426	1.00	41,426	1.00	0	0.00
DRIVER	31,395	1.13	29,860	1.00	31,200	1.00	0	0.00
<b>TOTAL - PS</b>	<b>10,828,297</b>	<b>226.21</b>	<b>13,043,537</b>	<b>283.51</b>	<b>13,304,635</b>	<b>288.73</b>	<b>0</b>	<b>0.00</b>
TRAVEL, IN-STATE	10,439	0.00	14,786	0.00	14,786	0.00	0	0.00
TRAVEL, OUT-OF-STATE	370	0.00	4,400	0.00	4,400	0.00	0	0.00

9/20/22 19:27

im\_didetail

# REPORT 10 - FY 2024 DEPARTMENT REQUEST

# DECISION ITEM DETAIL

Budget Unit	FY 2022	FY 2022	FY 2023	FY 2023	FY 2024	FY 2024	*****	*****
Decision Item	ACTUAL	ACTUAL	BUDGET	BUDGET	DEPT REQ	DEPT REQ	SECURED	SECURED
Budget Object Class	DOLLAR	FTE	DOLLAR	FTE	DOLLAR	FTE	COLUMN	COLUMN
<b>NORTHWEST MO PSY REHAB CENTER</b>								
<b>CORE</b>								
FUEL & UTILITIES	66	0.00	0	0.00	0	0.00	0	0.00
SUPPLIES	685,263	0.00	815,226	0.00	815,226	0.00	0	0.00
PROFESSIONAL DEVELOPMENT	42,196	0.00	31,005	0.00	31,005	0.00	0	0.00
COMMUNICATION SERV & SUPP	73,118	0.00	67,500	0.00	67,500	0.00	0	0.00
PROFESSIONAL SERVICES	2,063,287	0.00	1,216,000	0.00	2,199,863	0.00	0	0.00
HOUSEKEEPING & JANITORIAL SERV	25,552	0.00	28,000	0.00	28,000	0.00	0	0.00
M&R SERVICES	36,020	0.00	99,000	0.00	99,000	0.00	0	0.00
MOTORIZED EQUIPMENT	0	0.00	50,000	0.00	50,000	0.00	0	0.00
OFFICE EQUIPMENT	3,219	0.00	33,000	0.00	33,000	0.00	0	0.00
OTHER EQUIPMENT	361,807	0.00	63,000	0.00	63,000	0.00	0	0.00
PROPERTY & IMPROVEMENTS	43,957	0.00	60,000	0.00	60,000	0.00	0	0.00
BUILDING LEASE PAYMENTS	1,120	0.00	0	0.00	0	0.00	0	0.00
EQUIPMENT RENTALS & LEASES	7,019	0.00	10,000	0.00	10,000	0.00	0	0.00
MISCELLANEOUS EXPENSES	4,963	0.00	23,000	0.00	23,000	0.00	0	0.00
<b>TOTAL - EE</b>	<b>3,358,396</b>	<b>0.00</b>	<b>2,514,917</b>	<b>0.00</b>	<b>3,498,780</b>	<b>0.00</b>	<b>0</b>	<b>0.00</b>
<b>GRAND TOTAL</b>	<b>\$14,186,693</b>	<b>226.21</b>	<b>\$15,558,454</b>	<b>283.51</b>	<b>\$16,803,415</b>	<b>288.73</b>	<b>\$0</b>	<b>0.00</b>
<b>GENERAL REVENUE</b>	<b>\$13,452,313</b>	<b>213.25</b>	<b>\$14,631,769</b>	<b>270.51</b>	<b>\$15,876,730</b>	<b>275.73</b>		<b>0.00</b>
<b>FEDERAL FUNDS</b>	<b>\$734,380</b>	<b>12.96</b>	<b>\$926,685</b>	<b>13.00</b>	<b>\$926,685</b>	<b>13.00</b>		<b>0.00</b>
<b>OTHER FUNDS</b>	<b>\$0</b>	<b>0.00</b>	<b>\$0</b>	<b>0.00</b>	<b>\$0</b>	<b>0.00</b>		<b>0.00</b>

9/20/22 19:27

im\_didetail



# REPORT 10 - FY 2024 DEPARTMENT REQUEST

# DECISION ITEM DETAIL

Budget Unit	FY 2022	FY 2022	FY 2023	FY 2023	FY 2024	FY 2024	*****	*****
Decision Item	ACTUAL	ACTUAL	BUDGET	BUDGET	DEPT REQ	DEPT REQ	SECURED	SECURED
Budget Object Class	DOLLAR	FTE	DOLLAR	FTE	DOLLAR	FTE	COLUMN	COLUMN
<b>NW MO PSY REHAB OVERTIME</b>								
<b>CORE</b>								
PASTORAL COUNSELOR	419	0.01	0	0.00	0	0.00	0	0.00
DOMESTIC SERVICE WORKER	16	0.00	0	0.00	0	0.00	0	0.00
PSYCHIATRIST	12,068	0.04	0	0.00	0	0.00	0	0.00
STAFF PHYSICIAN	3,207	0.01	0	0.00	0	0.00	0	0.00
SPECIAL ASST PROFESSIONAL	63,061	0.67	0	0.00	0	0.00	0	0.00
DIRECT CARE AIDE	249	0.01	0	0.00	0	0.00	0	0.00
REGISTERED NURSE	94	0.00	0	0.00	0	0.00	0	0.00
DRIVER	32	0.00	0	0.00	0	0.00	0	0.00
ADMIN SUPPORT ASSISTANT	1,363	0.04	0	0.00	0	0.00	0	0.00
LEAD ADMIN SUPPORT ASSISTANT	500	0.01	0	0.00	0	0.00	0	0.00
STORES/WAREHOUSE ASSISTANT	4,794	0.15	0	0.00	0	0.00	0	0.00
ADDICTION COUNSELOR	616	0.01	0	0.00	0	0.00	0	0.00
LICENSED PRACTICAL NURSE	8,618	0.21	0	0.00	0	0.00	0	0.00
SR LICENSED PRACTICAL NURSE	1,871	0.04	0	0.00	0	0.00	0	0.00
REGISTERED NURSE	12,677	0.19	0	0.00	0	0.00	0	0.00
SUPPORT CARE ASSISTANT	48,990	1.70	0	0.00	0	0.00	0	0.00
SENIOR SUPPORT CARE ASSISTANT	25,637	0.84	0	0.00	0	0.00	0	0.00
BENEFIT PROGRAM SPECIALIST	248	0.01	0	0.00	0	0.00	0	0.00
SECURITY OFFICER	263	0.01	0	0.00	0	0.00	0	0.00
OTHER	0	0.00	202,521	0.00	202,521	0.00	0	0.00
<b>TOTAL - PS</b>	<b>184,723</b>	<b>3.95</b>	<b>202,521</b>	<b>0.00</b>	<b>202,521</b>	<b>0.00</b>	<b>0</b>	<b>0.00</b>
<b>GRAND TOTAL</b>	<b>\$184,723</b>	<b>3.95</b>	<b>\$202,521</b>	<b>0.00</b>	<b>\$202,521</b>	<b>0.00</b>	<b>\$0</b>	<b>0.00</b>
<b>GENERAL REVENUE</b>	<b>\$178,319</b>	<b>3.75</b>	<b>\$190,759</b>	<b>0.00</b>	<b>\$190,759</b>	<b>0.00</b>		<b>0.00</b>
<b>FEDERAL FUNDS</b>	<b>\$6,404</b>	<b>0.20</b>	<b>\$11,762</b>	<b>0.00</b>	<b>\$11,762</b>	<b>0.00</b>		<b>0.00</b>
<b>OTHER FUNDS</b>	<b>\$0</b>	<b>0.00</b>	<b>\$0</b>	<b>0.00</b>	<b>\$0</b>	<b>0.00</b>		<b>0.00</b>

9/20/22 19:27

im\_didetail

# REPORT 10 - FY 2024 DEPARTMENT REQUEST

# DECISION ITEM DETAIL

Budget Unit	FY 2022	FY 2022	FY 2023	FY 2023	FY 2024	FY 2024	*****	*****
Decision Item	ACTUAL	ACTUAL	BUDGET	BUDGET	DEPT REQ	DEPT REQ	SECURED	SECURED
Budget Object Class	DOLLAR	FTE	DOLLAR	FTE	DOLLAR	FTE	COLUMN	COLUMN
<b>FORENSIC TRMT CENTER</b>								
<b>CORE</b>								
ASSOCIATE COUNSEL	15,439	0.21	0	0.00	0	0.00	0	0.00
INSTITUTION SUPERINTENDENT	93,782	1.00	98,405	1.00	98,405	1.00	0	0.00
PASTORAL COUNSELOR	52,970	0.93	59,888	1.00	59,582	1.00	0	0.00
CLIENT/PATIENT WORKER	173,501	0.00	225,505	0.00	225,505	0.00	0	0.00
CLERK	49,262	1.60	38,293	3.41	15,288	0.49	0	0.00
OFFICE WORKER MISCELLANEOUS	40,715	1.25	18,109	0.95	0	0.00	0	0.00
STOREKEEPER	13,225	0.51	0	0.00	0	0.00	0	0.00
BUDGET/PLANNING ANALYST	7,278	0.12	0	0.00	0	0.00	0	0.00
RESEARCH WORKER	7,862	0.24	0	0.00	0	0.00	0	0.00
MISCELLANEOUS TECHNICAL	19,715	0.72	0	0.00	0	0.00	0	0.00
MISCELLANEOUS PROFESSIONAL	99,978	1.85	63,526	1.00	63,511	1.00	0	0.00
MISCELLANEOUS ADMINISTRATIVE	52,590	1.00	55,184	0.49	55,184	0.49	0	0.00
DOMESTIC SERVICE WORKER	50,839	1.45	0	0.00	0	0.00	0	0.00
DOMESTIC SERVICE SUPERVISOR	1,217	0.04	0	0.00	0	0.00	0	0.00
COOK	5,929	0.19	0	0.00	0	0.00	0	0.00
EDUCATIONAL AIDE	15,988	0.64	0	0.00	0	0.00	0	0.00
PSYCHIATRIST	891,309	4.02	1,874,212	8.00	1,785,269	8.00	0	0.00
STAFF PHYSICIAN	498,355	1.96	935	0.00	0	0.00	0	0.00
MEDICAL ADMINISTRATOR	248,493	1.03	253,844	1.00	243,845	1.00	0	0.00
CONSULTING PHYSICIAN	1,339	0.01	0	0.00	0	0.00	0	0.00
SPECIAL ASST OFFICIAL & ADMSTR	120,856	1.16	109,550	1.00	109,550	1.00	0	0.00
SPECIAL ASST PROFESSIONAL	224,137	1.96	723,428	6.00	328,267	3.00	0	0.00
SPECIAL ASST OFFICE & CLERICAL	50,254	1.12	93,723	2.00	93,723	2.00	0	0.00
DIRECT CARE AIDE	37,123	0.91	0	0.00	27,660	5.00	0	0.00
LICENSED PRACTICAL NURSE	104	0.00	0	0.00	0	0.00	0	0.00
REGISTERED NURSE	42,820	0.58	0	0.00	938,458	18.77	0	0.00
NURSE CLINICIAN/PRACTITIONER	27,954	0.25	0	0.00	447,259	4.00	0	0.00
HEALTH PROGRAM SPECIALIST	37,726	2.42	0	0.00	0	0.00	0	0.00
PHARMACIST	13,525	0.07	0	0.00	0	0.00	0	0.00
INVESTIGATOR	447	0.01	0	0.00	0	0.00	0	0.00
SECURITY OFFICER	144	0.00	0	0.00	0	0.00	0	0.00
SECURITY GUARD	7,120	0.25	115,644	2.94	73,240	1.96	0	0.00

9/20/22 19:27

im\_didetail

# REPORT 10 - FY 2024 DEPARTMENT REQUEST

# DECISION ITEM DETAIL

Budget Unit	FY 2022	FY 2022	FY 2023	FY 2023	FY 2024	FY 2024	*****	*****
Decision Item	ACTUAL	ACTUAL	BUDGET	BUDGET	DEPT REQ	DEPT REQ	SECURED	SECURED
Budget Object Class	DOLLAR	FTE	DOLLAR	FTE	DOLLAR	FTE	COLUMN	COLUMN
<b>FORENSIC TRMT CENTER</b>								
<b>CORE</b>								
ADMINISTRATIVE SUPPORT CLERK	505,111	18.22	750,667	23.00	533,572	17.00	0	0.00
ADMIN SUPPORT ASSISTANT	666,514	21.03	853,992	23.00	804,886	23.50	0	0.00
LEAD ADMIN SUPPORT ASSISTANT	188,798	5.22	207,113	5.00	240,741	6.50	0	0.00
ADMIN SUPPORT PROFESSIONAL	59,340	1.38	84,988	2.00	47,328	1.00	0	0.00
ADMINISTRATIVE MANAGER	138,747	1.92	151,969	2.00	151,998	2.00	0	0.00
PROGRAM SPECIALIST	219,492	4.58	252,408	5.00	310,012	6.00	0	0.00
PROGRAM COORDINATOR	121,074	1.64	155,148	2.00	155,148	2.00	0	0.00
PROGRAM MANAGER	84,443	1.00	88,496	1.00	88,607	1.00	0	0.00
STORES/WAREHOUSE ASSISTANT	56,273	2.13	84,288	3.00	62,400	2.00	0	0.00
STORES/WAREHOUSE ASSOCIATE	168,607	5.40	134,676	4.00	163,741	5.00	0	0.00
STORES/WAREHOUSE SUPERVISOR	97,950	2.28	90,426	2.00	90,426	2.00	0	0.00
SENIOR ADDICTION COUNSELOR	23,121	0.46	53,304	1.00	56,319	1.00	0	0.00
BEHAVIOR ANALYST	140,256	1.92	152,406	2.00	155,455	2.00	0	0.00
BARBER/COSMETOLOGIST	29,448	1.00	30,456	1.00	33,259	1.00	0	0.00
BEHAVIORAL TECHNICIAN	138,087	4.65	128,083	4.00	124,800	4.00	0	0.00
SUPERVISING BEHAVIORAL TECH	43,201	1.31	34,665	1.00	34,665	1.00	0	0.00
DIETITIAN	128,844	2.70	199,741	4.00	240,664	5.00	0	0.00
DIETITIAN SUPERVISOR	70,861	1.33	55,214	1.00	110,431	3.00	0	0.00
DIETITIAN MANAGER	0	0.00	0	0.00	59,186	1.00	0	0.00
DIETETIC COORDINATOR	64,987	1.00	129,328	2.00	69,940	1.00	0	0.00
DENTAL HYGIENIST	6,402	0.14	49,685	1.00	49,638	1.00	0	0.00
DENTIST	114,708	1.00	120,365	1.00	120,365	1.00	0	0.00
HEALTH INFORMATION TECHNICIAN	67,356	2.04	69,091	2.00	69,332	2.00	0	0.00
HEALTH INFO ADMINISTRATOR	90,673	1.55	124,767	2.00	61,209	1.00	0	0.00
LICENSED PRACTICAL NURSE	479,129	10.53	463,200	10.50	426,508	9.50	0	0.00
REGISTERED NURSE	3,011,490	49.13	5,006,520	69.50	4,572,720	69.40	0	0.00
REGISTERED NURSE SPEC/SPV	1,195,458	16.14	1,516,762	20.00	1,437,639	20.00	0	0.00
DIRECTOR OF NURSING	105,546	1.00	102,001	1.00	140,232	1.00	0	0.00
LIC PROFESSIONAL COUNSELOR	30,868	0.71	89,602	2.00	93,158	2.00	0	0.00
PHYSICIAN	110,718	0.75	271,081	1.85	271,081	1.75	0	0.00
PSYCHOLOGIST	147,726	2.22	515,228	6.80	338,865	4.00	0	0.00
SENIOR PSYCHOLOGIST	469,942	5.70	499,689	6.20	717,883	8.05	0	0.00

9/20/22 19:27

im\_didetail

# REPORT 10 - FY 2024 DEPARTMENT REQUEST

# DECISION ITEM DETAIL

Budget Unit	FY 2022	FY 2022	FY 2023	FY 2023	FY 2024	FY 2024	*****	*****
Decision Item	ACTUAL	ACTUAL	BUDGET	BUDGET	DEPT REQ	DEPT REQ	SECURED	SECURED
Budget Object Class	DOLLAR	FTE	DOLLAR	FTE	DOLLAR	FTE	COLUMN	COLUMN
<b>FORENSIC TRMT CENTER</b>								
<b>CORE</b>								
DIRECTOR OF PSYCHOLOGY	37,928	0.50	81,307	1.00	0	0.00	0	0.00
QUALITY IMPROVEMENT SPECIALIST	99,732	2.06	149,835	3.00	152,673	3.00	0	0.00
QUALITY IMPROVEMENT MANAGER	114,579	1.71	137,149	2.00	60,961	1.00	0	0.00
THERAPEUTIC SERVICES WORKER	234,399	8.14	352,381	11.00	290,211	9.00	0	0.00
SR THERAPEUTIC SERVICES WORKER	64,132	2.02	102,851	3.00	70,470	2.00	0	0.00
RECREATION/MUSIC THERAPIST	329,566	8.77	355,974	9.00	392,374	10.00	0	0.00
RECREATION/MUSIC THERAPIST SPV	64,402	1.54	45,575	1.00	86,705	2.00	0	0.00
THERAPEUTIC SERVICES MANAGER	105,049	1.72	121,691	2.00	70,067	1.00	0	0.00
SUPPORT CARE ASSISTANT	3,477,168	119.85	5,434,660	186.00	5,932,248	186.00	0	0.00
SENIOR SUPPORT CARE ASSISTANT	1,151,848	35.90	1,266,950	37.00	1,317,026	37.00	0	0.00
TREATMENT SUPERVISOR	95,283	1.44	140,211	2.00	140,211	2.00	0	0.00
TREATMENT MANAGER	246,279	3.54	210,334	3.00	298,200	4.00	0	0.00
CLINICAL CASEWORKER	0	0.00	0	0.00	35,190	1.00	0	0.00
SENIOR CLINICAL CASEWORKER	306,127	7.33	262,349	6.00	457,945	10.00	0	0.00
LICENSED CLINICAL SOCIAL WKR	468,073	8.99	764,890	14.00	550,061	10.00	0	0.00
CLINICAL SOCIAL WORK SPV/SPEC	2,590	0.04	0	0.00	62,153	1.00	0	0.00
CLINICAL SOCIAL WORK MANAGER	62,422	0.92	71,209	1.00	71,236	1.00	0	0.00
CUSTODIAL ASSISTANT	546,366	21.74	671,354	23.00	731,713	25.00	0	0.00
CUSTODIAL WORKER	111,302	4.27	194,328	6.00	218,400	7.00	0	0.00
CUSTODIAL SUPERVISOR	117,108	4.05	124,029	4.00	136,531	4.00	0	0.00
CUSTODIAL MANAGER	39,320	1.02	41,608	1.00	40,479	1.00	0	0.00
FOOD SERVICE ASSISTANT	394,806	15.52	614,302	21.00	587,063	19.00	0	0.00
FOOD SERVICE WORKER	233,212	8.44	425,648	14.00	560,451	18.00	0	0.00
FOOD SERVICE SUPERVISOR	183,188	5.84	139,743	4.00	186,484	5.00	0	0.00
FOOD SERVICE MANAGER	69,016	1.68	80,828	2.00	40,983	1.00	0	0.00
LIBRARY MANAGER	0	0.00	45,574	1.00	0	0.00	0	0.00
IN-SERVICE TRAINER	82,701	2.33	38,538	1.00	110,169	3.00	0	0.00
STAFF DEVELOPMENT TRAINER	7,718	0.21	39,272	1.00	0	0.00	0	0.00
STAFF DEV TRAINING SPECIALIST	44,237	1.00	46,422	1.00	46,422	1.00	0	0.00
SR STAFF DEV TRAINING SPEC	34,178	0.82	0	0.00	43,367	1.00	0	0.00
STAFF DEVELOPMENT TRAINING MGR	7,000	0.13	60,255	1.00	0	0.00	0	0.00
ACCOUNTS ASSISTANT	339,829	11.37	419,718	13.00	408,120	13.00	0	0.00

9/20/22 19:27

im\_didetail

# REPORT 10 - FY 2024 DEPARTMENT REQUEST

# DECISION ITEM DETAIL

Budget Unit	FY 2022	FY 2022	FY 2023	FY 2023	FY 2024	FY 2024	*****	*****
Decision Item	ACTUAL	ACTUAL	BUDGET	BUDGET	DEPT REQ	DEPT REQ	SECURED	SECURED
Budget Object Class	DOLLAR	FTE	DOLLAR	FTE	DOLLAR	FTE	COLUMN	COLUMN
<b>FORENSIC TRMT CENTER</b>								
<b>CORE</b>								
SENIOR ACCOUNTS ASSISTANT	65,107	2.00	68,724	2.00	68,241	2.00	0	0.00
ACCOUNTS SUPERVISOR	262,403	6.08	275,539	6.00	275,539	6.00	0	0.00
SENIOR ACCOUNTANT	55,180	1.01	57,343	1.00	57,343	1.00	0	0.00
ACCOUNTANT MANAGER	154,867	2.00	157,767	2.00	165,147	2.00	0	0.00
PROCUREMENT ASSOCIATE	34,490	1.12	0	0.00	64,756	2.00	0	0.00
PROCUREMENT ANALYST	22,428	0.62	0	0.00	37,658	1.00	0	0.00
HUMAN RESOURCES ASSISTANT	67,276	1.98	67,125	2.00	145,002	4.00	0	0.00
HUMAN RESOURCES GENERALIST	32,084	0.73	92,115	2.00	48,530	1.00	0	0.00
HUMAN RESOURCES SPECIALIST	157,544	3.05	157,679	3.00	167,599	3.00	0	0.00
HUMAN RESOURCES MANAGER	65,616	0.88	78,410	1.00	78,410	1.00	0	0.00
BENEFIT PROGRAM SPECIALIST	135,566	4.05	140,684	4.00	140,684	4.00	0	0.00
BENEFIT PROGRAM SR SPECIALIST	39,674	1.00	41,630	1.00	41,630	1.00	0	0.00
REHABILITATION ASSOCIATE	120,965	3.89	129,022	4.00	135,342	4.00	0	0.00
REHABILITATION SPECIALIST	40,265	1.18	35,130	1.00	36,361	1.00	0	0.00
SR REHABILITATION SPECIALIST	65,839	1.39	95,670	2.00	95,670	2.00	0	0.00
REHABILITATION COORDINATOR	44,173	1.02	45,567	1.00	45,567	1.00	0	0.00
LEGAL ASSISTANT	4,507	0.10	0	0.00	0	0.00	0	0.00
SR NON-COMMISSION INVESTIGATOR	46,634	0.94	51,824	1.00	51,824	1.00	0	0.00
SECURITY OFFICER	783,328	27.06	797,493	26.00	811,554	26.00	0	0.00
ADVANCED SECURITY OFFICER	160,923	5.19	162,901	5.00	162,901	5.00	0	0.00
SECURITY SUPERVISOR	0	0.00	674	0.00	0	0.00	0	0.00
SECURITY MANAGER	61,075	1.28	49,198	1.00	49,685	1.00	0	0.00
SAFETY INSPECTOR	43,619	0.98	46,553	1.00	46,553	1.00	0	0.00
DRIVER	137,738	4.87	123,835	4.00	124,800	4.00	0	0.00
MAINTENANCE/GROUNDS WORKER	54,345	2.07	53,201	2.00	62,400	2.00	0	0.00
SPECIALIZED TRADES WORKER	42,341	1.01	44,004	1.00	44,004	1.00	0	0.00
OTHER	0	0.00	350,027	0.00	350,027	0.00	0	0.00
<b>TOTAL - PS</b>	<b>23,444,711</b>	<b>555.97</b>	<b>31,756,705</b>	<b>687.64</b>	<b>32,802,094</b>	<b>711.41</b>	<b>0</b>	<b>0.00</b>
TRAVEL, IN-STATE	11,426	0.00	21,256	0.00	12,256	0.00	0	0.00
TRAVEL, OUT-OF-STATE	0	0.00	500	0.00	500	0.00	0	0.00
SUPPLIES	1,774,817	0.00	1,807,263	0.00	3,414,167	0.00	0	0.00
PROFESSIONAL DEVELOPMENT	65,402	0.00	32,866	0.00	40,866	0.00	0	0.00

9/20/22 19:27

im\_didetail

# REPORT 10 - FY 2024 DEPARTMENT REQUEST

# DECISION ITEM DETAIL

Budget Unit	FY 2022	FY 2022	FY 2023	FY 2023	FY 2024	FY 2024	*****	*****
Decision Item	ACTUAL	ACTUAL	BUDGET	BUDGET	DEPT REQ	DEPT REQ	SECURED	SECURED
Budget Object Class	DOLLAR	FTE	DOLLAR	FTE	DOLLAR	FTE	COLUMN	COLUMN
<b>FORENSIC TRMT CENTER</b>								
<b>CORE</b>								
COMMUNICATION SERV & SUPP	212,601	0.00	213,688	0.00	213,688	0.00	0	0.00
PROFESSIONAL SERVICES	3,998,708	0.00	3,606,126	0.00	4,258,493	0.00	0	0.00
HOUSEKEEPING & JANITORIAL SERV	90,653	0.00	112,806	0.00	137,248	0.00	0	0.00
M&R SERVICES	73,487	0.00	64,595	0.00	74,595	0.00	0	0.00
MOTORIZED EQUIPMENT	0	0.00	34,667	0.00	0	0.00	0	0.00
OFFICE EQUIPMENT	1,050	0.00	10,000	0.00	10,000	0.00	0	0.00
OTHER EQUIPMENT	341,207	0.00	443,432	0.00	399,942	0.00	0	0.00
PROPERTY & IMPROVEMENTS	6,916	0.00	10,876	0.00	45,876	0.00	0	0.00
BUILDING LEASE PAYMENTS	0	0.00	642	0.00	642	0.00	0	0.00
EQUIPMENT RENTALS & LEASES	17,887	0.00	10,566	0.00	17,566	0.00	0	0.00
MISCELLANEOUS EXPENSES	13,341	0.00	6,288	0.00	13,288	0.00	0	0.00
<b>TOTAL - EE</b>	<b>6,607,495</b>	<b>0.00</b>	<b>6,375,571</b>	<b>0.00</b>	<b>8,639,127</b>	<b>0.00</b>	<b>0</b>	<b>0.00</b>
<b>GRAND TOTAL</b>	<b>\$30,052,206</b>	<b>555.97</b>	<b>\$38,132,276</b>	<b>687.64</b>	<b>\$41,441,221</b>	<b>711.41</b>	<b>\$0</b>	<b>0.00</b>
<b>GENERAL REVENUE</b>	<b>\$29,941,036</b>	<b>555.24</b>	<b>\$37,142,069</b>	<b>674.14</b>	<b>\$39,488,537</b>	<b>692.91</b>		<b>0.00</b>
<b>FEDERAL FUNDS</b>	<b>\$111,170</b>	<b>0.73</b>	<b>\$990,207</b>	<b>13.50</b>	<b>\$990,207</b>	<b>13.50</b>		<b>0.00</b>
<b>OTHER FUNDS</b>	<b>\$0</b>	<b>0.00</b>	<b>\$0</b>	<b>0.00</b>	<b>\$962,477</b>	<b>5.00</b>		<b>0.00</b>

9/20/22 19:27

im\_didetail

# REPORT 10 - FY 2024 DEPARTMENT REQUEST

# DECISION ITEM DETAIL

Budget Unit	FY 2022	FY 2022	FY 2023	FY 2023	FY 2024	FY 2024	*****	*****
Decision Item	ACTUAL	ACTUAL	BUDGET	BUDGET	DEPT REQ	DEPT REQ	SECURED	SECURED
Budget Object Class	DOLLAR	FTE	DOLLAR	FTE	DOLLAR	FTE	COLUMN	COLUMN
<b>SOUTHEAST MO MHC</b>								
<b>CORE</b>								
DIVISION DIRECTOR	0	0.00	0	0.00	33,705	0.25	0	0.00
INSTITUTION SUPERINTENDENT	76,965	0.77	96,479	1.00	96,479	1.00	0	0.00
PASTORAL COUNSELOR	26,228	0.50	21,616	0.50	21,616	0.50	0	0.00
CLIENT/PATIENT WORKER	49,407	0.00	121,607	0.00	121,607	0.00	0	0.00
OFFICE WORKER MISCELLANEOUS	183,213	5.00	0	0.00	0	0.00	0	0.00
MISCELLANEOUS PROFESSIONAL	16,861	0.30	0	0.00	0	0.00	0	0.00
DOMESTIC SERVICE WORKER	102,165	1.62	0	0.00	0	0.00	0	0.00
EDUCATIONAL AIDE	19,921	0.58	21,392	0.98	21,392	0.98	0	0.00
INSTRUCTOR	759	0.09	0	0.00	0	0.00	0	0.00
PSYCHIATRIST	757,482	3.18	1,478,300	9.54	1,478,300	9.54	0	0.00
STAFF PHYSICIAN	138,277	0.73	0	0.00	0	0.00	0	0.00
CONSULTING PHYSICIAN	282,038	1.43	192,021	2.00	192,021	2.00	0	0.00
SPECIAL ASST OFFICIAL & ADMSTR	52,206	0.50	52,808	0.50	52,808	0.50	0	0.00
SPECIAL ASST PROFESSIONAL	88,549	1.00	160,962	2.00	160,962	2.00	0	0.00
SPECIAL ASST OFFICE & CLERICAL	69,633	1.59	92,436	2.00	92,436	2.00	0	0.00
DIRECT CARE AIDE	808,207	21.07	0	0.00	0	0.00	0	0.00
LICENSED PRACTICAL NURSE	46,489	0.91	0	0.00	0	0.00	0	0.00
REGISTERED NURSE	312,812	4.39	0	0.00	484,895	9.70	0	0.00
NURSE CLINICIAN/PRACTITIONER	61,658	0.49	0	0.00	0	0.00	0	0.00
THERAPIST	31,193	0.52	0	0.00	0	0.00	0	0.00
REHABILITATION WORKER	8,961	0.21	0	0.00	0	0.00	0	0.00
PHARMACIST	9,897	0.05	0	0.00	0	0.00	0	0.00
SKILLED TRADESMAN	1,612	0.04	0	0.00	0	0.00	0	0.00
SECURITY OFFICER	39,459	0.96	0	0.00	0	0.00	0	0.00
ADMINISTRATIVE SUPPORT CLERK	418,600	15.65	457,958	15.00	405,600	13.00	0	0.00
ADMIN SUPPORT ASSISTANT	373,702	12.57	434,926	13.00	458,484	14.00	0	0.00
LEAD ADMIN SUPPORT ASSISTANT	90,322	2.60	68,118	2.00	110,396	3.00	0	0.00
ADMIN SUPPORT PROFESSIONAL	1,800	0.04	0	0.00	0	0.00	0	0.00
ADMINISTRATIVE MANAGER	58,329	0.91	68,442	1.00	67,372	1.00	0	0.00
PROGRAM ASSISTANT	45,632	1.00	0	0.00	46,133	1.00	0	0.00
PROGRAM SPECIALIST	146,340	2.83	182,907	4.00	151,124	3.00	0	0.00
PROGRAM MANAGER	153,614	2.00	152,916	2.00	152,916	2.00	0	0.00

9/20/22 19:27

im\_didetail

# REPORT 10 - FY 2024 DEPARTMENT REQUEST

# DECISION ITEM DETAIL

Budget Unit	FY 2022	FY 2022	FY 2023	FY 2023	FY 2024	FY 2024	*****	*****
Decision Item	ACTUAL	ACTUAL	BUDGET	BUDGET	DEPT REQ	DEPT REQ	SECURED	SECURED
Budget Object Class	DOLLAR	FTE	DOLLAR	FTE	DOLLAR	FTE	COLUMN	COLUMN
<b>SOUTHEAST MO MHC</b>								
<b>CORE</b>								
ASSOC RESEARCH/DATA ANALYST	30,761	0.87	33,863	1.00	33,863	1.00	0	0.00
RESEARCH/DATA ANALYST	0	0.00	14,350	0.00	0	0.00	0	0.00
STORES/WAREHOUSE ASSISTANT	144,329	5.28	215,464	7.50	238,800	7.50	0	0.00
STORES/WAREHOUSE ASSOCIATE	24,817	0.80	34,567	1.00	32,551	1.00	0	0.00
STORES/WAREHOUSE SUPERVISOR	62,310	1.55	72,408	2.00	72,408	2.00	0	0.00
BARBER/COSMETOLOGIST	28,423	0.96	30,626	1.00	33,259	1.00	0	0.00
BEHAVIORAL TECHNICIAN	115,035	3.96	124,004	4.00	124,800	4.00	0	0.00
SUPERVISING BEHAVIORAL TECH	30,586	0.96	32,732	1.00	32,732	1.00	0	0.00
DIETITIAN	32,798	0.65	49,503	1.00	49,503	1.00	0	0.00
DIETITIAN SUPERVISOR	44,420	0.81	57,262	1.00	57,262	1.00	0	0.00
DIETETIC COORDINATOR	48,154	0.75	64,437	1.00	64,437	1.00	0	0.00
HEALTH INFORMATION TECHNICIAN	0	0.00	32,283	1.00	32,283	1.00	0	0.00
HEALTH INFO ADMINISTRATOR	46,799	1.02	48,442	1.00	43,200	1.00	0	0.00
LICENSED PRACTICAL NURSE	529,821	10.88	498,374	12.50	498,374	12.50	0	0.00
REGISTERED NURSE	2,517,836	39.07	3,286,906	55.65	3,211,169	55.62	0	0.00
REGISTERED NURSE SPEC/SPV	584,087	7.95	661,541	9.00	641,541	9.00	0	0.00
NURSE MANAGER	351,362	4.53	461,398	6.00	461,398	6.00	0	0.00
DIRECTOR OF NURSING	59,131	0.61	81,841	1.00	81,841	1.00	0	0.00
COUNSELOR-IN-TRAINING	26,006	0.61	0	0.00	0	0.00	0	0.00
LIC PROFESSIONAL COUNSELOR	319,701	6.29	405,105	8.00	405,105	8.00	0	0.00
PHYSICIAN	18,125	0.15	437,636	3.58	437,636	3.58	0	0.00
PSYCHOLOGIST	0	0.00	155,950	3.00	155,950	3.00	0	0.00
SENIOR PSYCHOLOGIST	15,261	0.18	0	0.00	0	0.00	0	0.00
QUALITY IMPROVEMENT MANAGER	33,834	0.48	36,005	0.50	36,005	0.50	0	0.00
THERAPEUTIC SERVICES WORKER	208,467	7.25	248,712	8.00	187,200	6.00	0	0.00
SR THERAPEUTIC SERVICES WORKER	31,381	1.00	71,555	2.00	65,490	2.00	0	0.00
RECREATION/MUSIC THERAPIST	299,442	8.17	236,106	8.00	287,884	9.00	0	0.00
RECREATION/MUSIC THERAPIST SPV	77,309	1.83	190,922	5.00	190,922	5.00	0	0.00
SUPPORT CARE ASSISTANT	3,589,425	131.13	4,336,945	149.00	4,298,737	148.75	0	0.00
SENIOR SUPPORT CARE ASSISTANT	729,293	23.14	750,786	24.00	779,893	25.00	0	0.00
SECURITY SUPPORT CARE ASST	389,755	11.38	442,436	12.00	442,436	12.00	0	0.00
SR SECURITY SUPPORT CARE ASST	291	0.01	0	0.00	0	0.00	0	0.00

9/20/22 19:27

im\_didetail



# REPORT 10 - FY 2024 DEPARTMENT REQUEST

# DECISION ITEM DETAIL

Budget Unit	FY 2022	FY 2022	FY 2023	FY 2023	FY 2024	FY 2024	*****	*****
Decision Item	ACTUAL	ACTUAL	BUDGET	BUDGET	DEPT REQ	DEPT REQ	SECURED	SECURED
Budget Object Class	DOLLAR	FTE	DOLLAR	FTE	DOLLAR	FTE	COLUMN	COLUMN
<b>SOUTHEAST MO MHC</b>								
<b>CORE</b>								
SUPERVISING SUPPORT CARE ASST	45,977	1.35	0	0.00	0	0.00	0	0.00
TREATMENT SUPERVISOR	0	0.00	66	0.00	0	0.00	0	0.00
TREATMENT MANAGER	387,469	6.64	364,783	6.00	364,849	6.00	0	0.00
CLINICAL CASEWORKER	219,871	5.81	118,491	3.00	118,491	3.00	0	0.00
SENIOR CLINICAL CASEWORKER	182,023	4.18	298,943	7.00	298,943	7.00	0	0.00
LICENSED CLINICAL SOCIAL WKR	202,390	3.78	389,551	7.00	389,551	7.00	0	0.00
CLINICAL SOCIAL WORK MANAGER	65,505	1.00	67,794	1.00	67,794	1.00	0	0.00
CUSTODIAL ASSISTANT	312,138	12.35	430,860	16.67	458,640	16.70	0	0.00
CUSTODIAL WORKER	55,833	2.11	58,526	2.00	62,400	2.00	0	0.00
CUSTODIAL SUPERVISOR	51,014	1.81	59,843	2.00	68,266	2.00	0	0.00
CUSTODIAL MANAGER	33,977	0.90	37,260	1.00	39,614	1.00	0	0.00
FOOD SERVICE ASSISTANT	311,387	12.27	516,334	19.50	516,334	19.50	0	0.00
FOOD SERVICE WORKER	188,776	7.14	141,604	5.00	141,604	5.00	0	0.00
FOOD SERVICE SUPERVISOR	51,959	1.82	61,478	2.00	68,746	2.00	0	0.00
FOOD SERVICE MANAGER	33,310	1.00	33,541	1.00	33,541	1.00	0	0.00
EDUCATOR	41,226	1.00	43,505	1.00	43,232	1.00	0	0.00
EDUCATION SPECIALIST	0	0.00	458	0.00	0	0.00	0	0.00
IN-SERVICE TRAINER	19,202	0.50	66,235	2.00	41,631	1.00	0	0.00
STAFF DEV TRAINING SPECIALIST	69,799	1.52	26,255	0.50	24,968	0.50	0	0.00
SR STAFF DEV TRAINING SPEC	55,532	0.96	61,247	1.00	60,935	1.00	0	0.00
ACCOUNTS ASSISTANT	85,086	2.95	122,949	4.00	124,800	4.00	0	0.00
ACCOUNTS SUPERVISOR	103,318	2.75	138,072	3.50	138,072	3.50	0	0.00
ACCOUNTANT	29,535	0.75	38,954	1.00	38,954	1.00	0	0.00
ACCOUNTANT MANAGER	87,676	1.22	111,512	1.50	111,512	1.50	0	0.00
HUMAN RESOURCES ASSISTANT	72,626	2.04	99,207	3.00	99,207	3.00	0	0.00
HUMAN RESOURCES GENERALIST	63,693	1.36	80,433	2.00	80,433	2.00	0	0.00
HUMAN RESOURCES MANAGER	37,452	0.50	39,196	0.50	39,196	0.50	0	0.00
BENEFIT PROGRAM SPECIALIST	49,555	1.50	69,365	2.00	69,365	2.00	0	0.00
BENEFIT PROGRAM SR SPECIALIST	27,820	0.75	39,036	1.00	39,036	1.00	0	0.00
REHABILITATION ASSOCIATE	1,416	0.04	0	0.00	32,219	1.00	0	0.00
REHABILITATION SPECIALIST	95,558	3.00	100,625	3.00	101,083	3.00	0	0.00
REHABILITATION COORDINATOR	41,935	1.00	43,793	1.00	43,793	1.00	0	0.00

9/20/22 19:27

im\_didetail

# REPORT 10 - FY 2024 DEPARTMENT REQUEST

# DECISION ITEM DETAIL

Budget Unit	FY 2022	FY 2022	FY 2023	FY 2023	FY 2024	FY 2024	*****	*****
Decision Item	ACTUAL	ACTUAL	BUDGET	BUDGET	DEPT REQ	DEPT REQ	SECURED	SECURED
Budget Object Class	DOLLAR	FTE	DOLLAR	FTE	DOLLAR	FTE	COLUMN	COLUMN
<b>SOUTHEAST MO MHC</b>								
<b>CORE</b>								
LABORATORY SUPPORT TECHNICIAN	15,523	0.51	32,987	1.00	31,933	1.00	0	0.00
NON-COMMISSIONED INVESTIGATOR	61,263	1.52	86,088	2.00	84,946	2.00	0	0.00
SR NON-COMMISSION INVESTIGATOR	42,201	0.99	45,694	1.00	44,788	1.00	0	0.00
SECURITY OFFICER	242,870	8.33	245,247	8.00	249,600	8.00	0	0.00
ADVANCED SECURITY OFFICER	33,151	1.00	34,143	1.00	34,143	1.00	0	0.00
SECURITY SUPERVISOR	42,464	1.08	41,197	1.00	41,197	1.00	0	0.00
SAFETY INSPECTOR	30,834	0.68	47,568	1.00	47,328	1.00	0	0.00
DRIVER	55,806	1.97	64,264	2.00	63,773	2.00	0	0.00
SPECIALIZED TRADES WORKER	58,145	1.43	42,796	1.00	40,000	1.00	0	0.00
<b>TOTAL - PS</b>	<b>18,466,605</b>	<b>457.31</b>	<b>21,014,947</b>	<b>503.42</b>	<b>21,499,842</b>	<b>513.12</b>	<b>0</b>	<b>0.00</b>
TRAVEL, IN-STATE	11,950	0.00	41,247	0.00	41,247	0.00	0	0.00
SUPPLIES	1,471,978	0.00	1,413,317	0.00	1,413,317	0.00	0	0.00
PROFESSIONAL DEVELOPMENT	85,363	0.00	81,800	0.00	81,800	0.00	0	0.00
COMMUNICATION SERV & SUPP	125,367	0.00	134,000	0.00	134,000	0.00	0	0.00
PROFESSIONAL SERVICES	1,132,879	0.00	1,154,891	0.00	3,539,438	0.00	0	0.00
HOUSEKEEPING & JANITORIAL SERV	44,867	0.00	45,000	0.00	45,000	0.00	0	0.00
M&R SERVICES	85,070	0.00	49,000	0.00	49,000	0.00	0	0.00
OFFICE EQUIPMENT	53,227	0.00	68,000	0.00	68,000	0.00	0	0.00
OTHER EQUIPMENT	268,248	0.00	222,500	0.00	222,500	0.00	0	0.00
PROPERTY & IMPROVEMENTS	6,483	0.00	8,079	0.00	8,079	0.00	0	0.00
BUILDING LEASE PAYMENTS	3,900	0.00	1,000	0.00	1,000	0.00	0	0.00
EQUIPMENT RENTALS & LEASES	10,488	0.00	8,500	0.00	8,500	0.00	0	0.00
MISCELLANEOUS EXPENSES	21,619	0.00	95,014	0.00	95,014	0.00	0	0.00
<b>TOTAL - EE</b>	<b>3,321,439</b>	<b>0.00</b>	<b>3,322,348</b>	<b>0.00</b>	<b>5,706,895</b>	<b>0.00</b>	<b>0</b>	<b>0.00</b>
<b>GRAND TOTAL</b>	<b>\$21,788,044</b>	<b>457.31</b>	<b>\$24,337,295</b>	<b>503.42</b>	<b>\$27,206,737</b>	<b>513.12</b>	<b>\$0</b>	<b>0.00</b>
<b>GENERAL REVENUE</b>	<b>\$21,516,542</b>	<b>456.77</b>	<b>\$23,730,746</b>	<b>500.25</b>	<b>\$26,600,188</b>	<b>509.95</b>		<b>0.00</b>
<b>FEDERAL FUNDS</b>	<b>\$271,502</b>	<b>0.54</b>	<b>\$520,250</b>	<b>1.17</b>	<b>\$520,250</b>	<b>1.17</b>		<b>0.00</b>
<b>OTHER FUNDS</b>	<b>\$0</b>	<b>0.00</b>	<b>\$86,299</b>	<b>2.00</b>	<b>\$86,299</b>	<b>2.00</b>		<b>0.00</b>

9/20/22 19:27

im\_didetail

# REPORT 10 - FY 2024 DEPARTMENT REQUEST

# DECISION ITEM DETAIL

Budget Unit	FY 2022	FY 2022	FY 2023	FY 2023	FY 2024	FY 2024	*****	*****
Decision Item	ACTUAL	ACTUAL	BUDGET	BUDGET	DEPT REQ	DEPT REQ	SECURED	SECURED
Budget Object Class	DOLLAR	FTE	DOLLAR	FTE	DOLLAR	FTE	COLUMN	COLUMN
<b>SE MO MHC OVERTIME</b>								
<b>CORE</b>								
PSYCHIATRIST	764	0.00	0	0.00	0	0.00	0	0.00
ADMINISTRATIVE SUPPORT CLERK	2,023	0.08	0	0.00	0	0.00	0	0.00
ADMIN SUPPORT ASSISTANT	960	0.03	0	0.00	0	0.00	0	0.00
STORES/WAREHOUSE ASSISTANT	608	0.02	0	0.00	0	0.00	0	0.00
BEHAVIORAL TECHNICIAN	105	0.00	0	0.00	0	0.00	0	0.00
DENTAL ASSISTANT	932	0.03	0	0.00	0	0.00	0	0.00
LICENSED PRACTICAL NURSE	3,658	0.09	0	0.00	0	0.00	0	0.00
REGISTERED NURSE	53,806	0.87	0	0.00	0	0.00	0	0.00
REGISTERED NURSE SPEC/SPV	3,485	0.05	0	0.00	0	0.00	0	0.00
NURSE MANAGER	1,924	0.03	0	0.00	0	0.00	0	0.00
LIC PROFESSIONAL COUNSELOR	184	0.00	0	0.00	0	0.00	0	0.00
THERAPEUTIC SERVICES WORKER	31	0.00	0	0.00	0	0.00	0	0.00
RECREATION/MUSIC THERAPIST	184	0.01	0	0.00	0	0.00	0	0.00
SUPPORT CARE ASSISTANT	62,056	2.47	0	0.00	0	0.00	0	0.00
SENIOR SUPPORT CARE ASSISTANT	20,065	0.66	0	0.00	0	0.00	0	0.00
SECURITY SUPPORT CARE ASST	4,924	0.15	0	0.00	0	0.00	0	0.00
SR SECURITY SUPPORT CARE ASST	2,868	0.08	0	0.00	0	0.00	0	0.00
SUPERVISING SUPPORT CARE ASST	2,667	0.07	0	0.00	0	0.00	0	0.00
CLINICAL CASEWORKER	224	0.01	0	0.00	0	0.00	0	0.00
SENIOR CLINICAL CASEWORKER	34	0.00	0	0.00	0	0.00	0	0.00
LICENSED CLINICAL SOCIAL WKR	491	0.01	0	0.00	0	0.00	0	0.00
CUSTODIAL ASSISTANT	338	0.02	0	0.00	0	0.00	0	0.00
FOOD SERVICE ASSISTANT	1,436	0.06	0	0.00	0	0.00	0	0.00
FOOD SERVICE WORKER	309	0.01	0	0.00	0	0.00	0	0.00
FOOD SERVICE SUPERVISOR	282	0.01	0	0.00	0	0.00	0	0.00
IN-SERVICE TRAINER	2	0.00	0	0.00	0	0.00	0	0.00
STAFF DEV TRAINING SPECIALIST	127	0.00	0	0.00	0	0.00	0	0.00
HUMAN RESOURCES GENERALIST	92	0.00	0	0.00	0	0.00	0	0.00
REHABILITATION SPECIALIST	4	0.00	0	0.00	0	0.00	0	0.00
LABORATORY SUPPORT TECHNICIAN	198	0.01	0	0.00	0	0.00	0	0.00
NON-COMMISSIONED INVESTIGATOR	7	0.00	0	0.00	0	0.00	0	0.00
SECURITY OFFICER	7,692	0.26	0	0.00	0	0.00	0	0.00

9/20/22 19:27

im\_didetail

REPORT 10 - FY 2024 DEPARTMENT REQUEST

DECISION ITEM DETAIL

Budget Unit	FY 2022	FY 2022	FY 2023	FY 2023	FY 2024	FY 2024	*****	*****
Decision Item	ACTUAL	ACTUAL	BUDGET	BUDGET	DEPT REQ	DEPT REQ	SECURED	SECURED
Budget Object Class	DOLLAR	FTE	DOLLAR	FTE	DOLLAR	FTE	COLUMN	COLUMN
SE MO MHC OVERTIME								
CORE								
ADVANCED SECURITY OFFICER	836	0.02	0	0.00	0	0.00	0	0.00
SECURITY SUPERVISOR	2,028	0.05	0	0.00	0	0.00	0	0.00
OTHER	0	0.00	186,820	0.00	186,820	0.00	0	0.00
TOTAL - PS	175,344	5.10	186,820	0.00	186,820	0.00	0	0.00
GRAND TOTAL	\$175,344	5.10	\$186,820	0.00	\$186,820	0.00	\$0	0.00
GENERAL REVENUE	\$175,344	5.10	\$186,820	0.00	\$186,820	0.00		0.00
FEDERAL FUNDS	\$0	0.00	\$0	0.00	\$0	0.00		0.00
OTHER FUNDS	\$0	0.00	\$0	0.00	\$0	0.00		0.00

# REPORT 10 - FY 2024 DEPARTMENT REQUEST

# DECISION ITEM DETAIL

Budget Unit	FY 2022	FY 2022	FY 2023	FY 2023	FY 2024	FY 2024	*****	*****
Decision Item	ACTUAL	ACTUAL	BUDGET	BUDGET	DEPT REQ	DEPT REQ	SECURED	SECURED
Budget Object Class	DOLLAR	FTE	DOLLAR	FTE	DOLLAR	FTE	COLUMN	COLUMN
<b>SEMO MHC-SORTS</b>								
<b>CORE</b>								
PARALEGAL	0	0.00	414	0.00	0	0.00	0	0.00
INSTITUTION SUPERINTENDENT	21,984	0.22	0	0.00	0	0.00	0	0.00
PASTORAL COUNSELOR	25,081	0.48	28,267	0.50	28,267	0.50	0	0.00
CLIENT/PATIENT WORKER	80,220	0.00	172,424	0.00	172,424	0.00	0	0.00
OFFICE WORKER MISCELLANEOUS	17,973	0.51	15,650	0.50	15,650	0.50	0	0.00
MISCELLANEOUS PROFESSIONAL	111,813	1.03	0	0.00	0	0.00	0	0.00
MISCELLANEOUS SUPERVISORY	31,698	0.74	0	0.00	0	0.00	0	0.00
INSTRUCTOR	742	0.08	0	0.00	0	0.00	0	0.00
DENTIST	66,949	0.49	72,220	0.50	72,220	0.50	0	0.00
PSYCHIATRIST	919,648	4.30	964,982	3.95	964,982	3.95	0	0.00
STAFF PHYSICIAN	40,863	0.21	0	0.00	0	0.00	0	0.00
SPECIAL ASST OFFICIAL & ADMSTR	94,151	0.94	101,953	1.00	101,953	1.00	0	0.00
SPECIAL ASST PROFESSIONAL	747,852	7.06	781,561	9.00	781,561	9.00	0	0.00
SPECIAL ASST OFFICE & CLERICAL	19,925	0.46	0	0.00	0	0.00	0	0.00
DIRECT CARE AIDE	402,908	9.77	0	0.00	0	0.00	0	0.00
REGISTERED NURSE	68,212	0.97	0	0.00	0	0.00	0	0.00
NURSE CLINICIAN/PRACTITIONER	110,957	0.93	0	0.00	0	0.00	0	0.00
THERAPIST	4,813	0.07	0	0.00	0	0.00	0	0.00
PSYCHOLOGIST	34,475	0.28	0	0.00	0	0.00	0	0.00
PSYCHOLOGICAL RESIDENT	44,433	0.75	0	0.00	0	0.00	0	0.00
HEALTH PROGRAM SPECIALIST	61,510	3.93	0	0.00	0	0.00	0	0.00
SOCIAL SERVICES WORKER	36,361	0.51	0	0.00	0	0.00	0	0.00
SECURITY OFFICER	30,679	0.80	0	0.00	0	0.00	0	0.00
BEAUTICIAN	8,276	0.23	0	0.00	0	0.00	0	0.00
ADMINISTRATIVE SUPPORT CLERK	210,564	7.88	244,846	8.00	249,600	8.00	0	0.00
ADMIN SUPPORT ASSISTANT	331,117	11.00	403,312	12.00	393,535	12.00	0	0.00
LEAD ADMIN SUPPORT ASSISTANT	42,923	1.16	35,476	1.00	35,476	1.00	0	0.00
ADMIN SUPPORT PROFESSIONAL	43,150	0.96	40,988	1.00	40,988	1.00	0	0.00
ADMINISTRATIVE MANAGER	3,070	0.05	0	0.00	0	0.00	0	0.00
PROGRAM COORDINATOR	70,927	0.96	0	0.00	75,590	1.00	0	0.00
ASSOC RESEARCH/DATA ANALYST	4,395	0.12	0	0.00	0	0.00	0	0.00
STORES/WAREHOUSE ASSISTANT	149,425	5.24	88,971	3.00	93,600	3.00	0	0.00

9/20/22 19:27

im\_didetail

# REPORT 10 - FY 2024 DEPARTMENT REQUEST

# DECISION ITEM DETAIL

Budget Unit	FY 2022	FY 2022	FY 2023	FY 2023	FY 2024	FY 2024	*****	*****
Decision Item	ACTUAL	ACTUAL	BUDGET	BUDGET	DEPT REQ	DEPT REQ	SECURED	SECURED
Budget Object Class	DOLLAR	FTE	DOLLAR	FTE	DOLLAR	FTE	COLUMN	COLUMN
<b>SEMO MHC-SORTS</b>								
<b>CORE</b>								
STORES/WAREHOUSE ASSOCIATE	5,933	0.19	0	0.00	0	0.00	0	0.00
STORES/WAREHOUSE SUPERVISOR	17,041	0.43	0	0.00	0	0.00	0	0.00
ADDICTION COUNSELOR	0	0.00	23,421	0.50	0	0.00	0	0.00
DIETITIAN	55,841	1.07	51,880	1.00	51,880	1.00	0	0.00
DIETITIAN SUPERVISOR	7,839	0.14	0	0.00	0	0.00	0	0.00
DIETETIC COORDINATOR	15,349	0.24	0	0.00	0	0.00	0	0.00
DENTAL ASSISTANT	29,383	0.84	21,559	0.50	21,559	0.50	0	0.00
HEALTH INFO ADMINISTRATOR	14,527	0.38	38,046	1.00	33,574	1.00	0	0.00
LICENSED PRACTICAL NURSE	611,250	12.16	577,216	14.00	577,216	14.00	0	0.00
REGISTERED NURSE	2,582,079	38.98	2,953,111	46.10	2,927,098	46.10	0	0.00
REGISTERED NURSE SPEC/SPV	636,202	8.07	595,576	8.00	595,576	8.00	0	0.00
NURSE MANAGER	269,181	3.50	328,868	4.00	328,868	4.00	0	0.00
DIRECTOR OF NURSING	136,537	1.55	0	0.00	0	0.00	0	0.00
COUNSELOR-IN-TRAINING	145,129	3.64	0	0.00	0	0.00	0	0.00
LIC PROFESSIONAL COUNSELOR	194,495	4.05	319,662	6.00	319,662	6.00	0	0.00
PHYSICIAN	0	0.00	104,338	0.50	52,169	0.25	0	0.00
PSYCHOLOGIST	25,198	0.29	901,101	11.00	901,101	11.00	0	0.00
QUALITY IMPROVEMENT SPECIALIST	42,875	0.85	54,902	1.00	51,653	1.00	0	0.00
QUALITY IMPROVEMENT MANAGER	86,911	1.42	95,260	1.50	95,260	1.50	0	0.00
THERAPEUTIC SERVICES WORKER	224,329	7.12	315,684	10.00	315,684	10.00	0	0.00
SR THERAPEUTIC SERVICES WORKER	116,744	2.92	70,593	2.00	70,593	2.00	0	0.00
RECREATION/MUSIC THERAPIST	76,336	2.04	90,301	2.00	90,301	2.00	0	0.00
RECREATION/MUSIC THERAPIST SPV	72,032	1.78	157,868	3.00	157,868	3.00	0	0.00
THERAPEUTIC SERVICES MANAGER	64,272	1.02	67,735	1.00	67,735	1.00	0	0.00
SUPPORT CARE ASSISTANT	178,729	6.63	204,973	7.00	204,973	7.00	0	0.00
SENIOR SUPPORT CARE ASSISTANT	66,792	2.08	63,891	2.00	63,891	2.00	0	0.00
SECURITY SUPPORT CARE ASST	5,116,034	151.07	6,356,973	169.00	6,356,973	169.00	0	0.00
SR SECURITY SUPPORT CARE ASST	1,230,927	32.22	1,411,928	34.45	1,411,928	34.45	0	0.00
SUPERVISING SUPPORT CARE ASST	105,857	3.14	101,669	3.00	101,669	3.00	0	0.00
SPV SECURITY SUPPORT CARE ASST	68,002	1.62	0	0.00	0	0.00	0	0.00
TREATMENT MANAGER	383,507	6.50	124,411	2.00	124,411	2.00	0	0.00
CLINICAL CASEWORKER	183,705	4.84	0	0.00	0	0.00	0	0.00

9/20/22 19:27

im\_didetail

# REPORT 10 - FY 2024 DEPARTMENT REQUEST

# DECISION ITEM DETAIL

Budget Unit	FY 2022	FY 2022	FY 2023	FY 2023	FY 2024	FY 2024	*****	*****
Decision Item	ACTUAL	ACTUAL	BUDGET	BUDGET	DEPT REQ	DEPT REQ	SECURED	SECURED
Budget Object Class	DOLLAR	FTE	DOLLAR	FTE	DOLLAR	FTE	COLUMN	COLUMN
<b>SEMO MHC-SORTS</b>								
<b>CORE</b>								
SENIOR CLINICAL CASEWORKER	146,246	3.42	185,158	4.00	185,158	4.00	0	0.00
LICENSED CLINICAL SOCIAL WKR	40,949	0.76	689,351	14.00	689,351	14.00	0	0.00
CLINICAL SOCIAL WORK SPV/SPEC	18,814	0.36	172,383	3.00	172,383	3.00	0	0.00
CUSTODIAL ASSISTANT	212,412	7.90	295,957	12.00	312,000	12.00	0	0.00
CUSTODIAL WORKER	71,738	2.63	57,763	2.00	62,400	2.00	0	0.00
CUSTODIAL SUPERVISOR	30,141	0.98	33,526	1.00	34,133	1.00	0	0.00
CUSTODIAL MANAGER	3,610	0.10	0	0.00	0	0.00	0	0.00
FOOD SERVICE ASSISTANT	424,434	15.95	714,643	24.00	733,200	23.75	0	0.00
FOOD SERVICE WORKER	161,849	6.06	141,023	5.00	156,000	5.00	0	0.00
FOOD SERVICE SUPERVISOR	66,170	2.27	61,558	2.00	68,746	2.00	0	0.00
EDUCATOR	39,861	0.97	43,220	1.00	43,220	1.00	0	0.00
IN-SERVICE TRAINER	50,453	1.31	80,099	2.00	80,099	2.00	0	0.00
STAFF DEV TRAINING SPECIALIST	43,132	0.96	49,898	1.00	47,328	1.00	0	0.00
ACCOUNTS ASSISTANT	55,323	1.89	30,791	1.00	30,791	1.00	0	0.00
ACCOUNTS SUPERVISOR	43,893	1.20	17,894	0.50	17,894	0.50	0	0.00
ACCOUNTANT	9,415	0.24	0	0.00	0	0.00	0	0.00
ACCOUNTANT MANAGER	55,159	0.72	43,914	0.50	43,914	0.50	0	0.00
HUMAN RESOURCES ASSISTANT	32,682	0.92	0	0.00	0	0.00	0	0.00
HUMAN RESOURCES GENERALIST	28,495	0.61	0	0.00	0	0.00	0	0.00
HUMAN RESOURCES SPECIALIST	51,326	0.96	56,296	1.00	56,296	1.00	0	0.00
HUMAN RESOURCES MANAGER	35,818	0.48	39,044	0.50	39,044	0.50	0	0.00
BENEFIT PROGRAM SPECIALIST	47,389	1.44	35,377	1.00	35,377	1.00	0	0.00
BENEFIT PROGRAM SR SPECIALIST	8,868	0.24	0	0.00	0	0.00	0	0.00
REHABILITATION SPECIALIST	67,976	1.92	65,279	2.00	72,134	2.00	0	0.00
REHABILITATION COORDINATOR	43,944	0.95	43,474	1.00	43,474	1.00	0	0.00
LEGAL ASSISTANT	38,195	0.96	41,831	1.00	41,911	1.00	0	0.00
LABORATORY SUPPORT TECHNICIAN	15,528	0.51	0	0.00	0	0.00	0	0.00
NON-COMMISSIONED INVESTIGATOR	17,890	0.44	352	0.00	0	0.00	0	0.00
SR NON-COMMISSION INVESTIGATOR	40,817	0.96	35,623	1.00	35,975	1.00	0	0.00
SECURITY OFFICER	404,429	12.58	644,769	18.00	629,114	18.00	0	0.00
ADVANCED SECURITY OFFICER	41,258	1.14	40,649	1.00	33,721	1.00	0	0.00
SECURITY SUPERVISOR	44,181	1.12	40,279	1.00	40,279	1.00	0	0.00

9/20/22 19:27

im\_didetail

# REPORT 10 - FY 2024 DEPARTMENT REQUEST

# DECISION ITEM DETAIL

Budget Unit	FY 2022	FY 2022	FY 2023	FY 2023	FY 2024	FY 2024	*****	*****
Decision Item	ACTUAL	ACTUAL	BUDGET	BUDGET	DEPT REQ	DEPT REQ	SECURED	SECURED
Budget Object Class	DOLLAR	FTE	DOLLAR	FTE	DOLLAR	FTE	COLUMN	COLUMN
<b>SEMO MHC-SORTS</b>								
<b>CORE</b>								
SAFETY INSPECTOR	4,351	0.10	0	0.00	0	0.00	0	0.00
DRIVER	28,515	0.99	38,494	1.00	31,886	1.00	0	0.00
SPECIALIZED TRADES WORKER	19,801	0.48	46,098	1.00	43,457	1.00	0	0.00
<b>TOTAL - PS</b>	<b>19,045,192</b>	<b>437.43</b>	<b>21,726,773</b>	<b>473.50</b>	<b>21,726,773</b>	<b>473.50</b>	<b>0</b>	<b>0.00</b>
TRAVEL, IN-STATE	13,973	0.00	18,481	0.00	18,481	0.00	0	0.00
TRAVEL, OUT-OF-STATE	0	0.00	3,700	0.00	3,700	0.00	0	0.00
SUPPLIES	1,959,625	0.00	1,482,988	0.00	1,482,988	0.00	0	0.00
PROFESSIONAL DEVELOPMENT	106,992	0.00	62,706	0.00	62,706	0.00	0	0.00
COMMUNICATION SERV & SUPP	57,720	0.00	82,313	0.00	82,313	0.00	0	0.00
PROFESSIONAL SERVICES	1,621,381	0.00	1,954,978	0.00	1,954,978	0.00	0	0.00
HOUSEKEEPING & JANITORIAL SERV	37,963	0.00	30,000	0.00	30,000	0.00	0	0.00
M&R SERVICES	16,781	0.00	55,500	0.00	55,500	0.00	0	0.00
MOTORIZED EQUIPMENT	16,183	0.00	0	0.00	0	0.00	0	0.00
OFFICE EQUIPMENT	4,345	0.00	124,500	0.00	124,500	0.00	0	0.00
OTHER EQUIPMENT	419,823	0.00	275,500	0.00	275,500	0.00	0	0.00
PROPERTY & IMPROVEMENTS	8,166	0.00	305,500	0.00	305,500	0.00	0	0.00
BUILDING LEASE PAYMENTS	3,300	0.00	3,500	0.00	3,500	0.00	0	0.00
EQUIPMENT RENTALS & LEASES	8,053	0.00	18,000	0.00	18,000	0.00	0	0.00
MISCELLANEOUS EXPENSES	11,304	0.00	42,000	0.00	42,000	0.00	0	0.00
<b>TOTAL - EE</b>	<b>4,285,609</b>	<b>0.00</b>	<b>4,459,666</b>	<b>0.00</b>	<b>4,459,666</b>	<b>0.00</b>	<b>0</b>	<b>0.00</b>
<b>GRAND TOTAL</b>	<b>\$23,330,801</b>	<b>437.43</b>	<b>\$26,186,439</b>	<b>473.50</b>	<b>\$26,186,439</b>	<b>473.50</b>	<b>\$0</b>	<b>0.00</b>
<b>GENERAL REVENUE</b>	<b>\$23,330,801</b>	<b>437.43</b>	<b>\$26,157,152</b>	<b>472.85</b>	<b>\$26,157,152</b>	<b>472.85</b>		<b>0.00</b>
<b>FEDERAL FUNDS</b>	<b>\$0</b>	<b>0.00</b>	<b>\$29,287</b>	<b>0.65</b>	<b>\$29,287</b>	<b>0.65</b>		<b>0.00</b>
<b>OTHER FUNDS</b>	<b>\$0</b>	<b>0.00</b>	<b>\$0</b>	<b>0.00</b>	<b>\$0</b>	<b>0.00</b>		<b>0.00</b>

9/20/22 19:27

im\_didetail



# REPORT 10 - FY 2024 DEPARTMENT REQUEST

# DECISION ITEM DETAIL

Budget Unit	FY 2022	FY 2022	FY 2023	FY 2023	FY 2024	FY 2024	*****	*****
Decision Item	ACTUAL	ACTUAL	BUDGET	BUDGET	DEPT REQ	DEPT REQ	SECURED	SECURED
Budget Object Class	DOLLAR	FTE	DOLLAR	FTE	DOLLAR	FTE	COLUMN	COLUMN
<b>SEMO MHC-SORTS OVERTIME</b>								
<b>CORE</b>								
SPECIAL ASST PROFESSIONAL	4,784	0.05	0	0.00	0	0.00	0	0.00
ADMINISTRATIVE SUPPORT CLERK	347	0.01	0	0.00	0	0.00	0	0.00
ADMIN SUPPORT ASSISTANT	313	0.01	0	0.00	0	0.00	0	0.00
DENTAL ASSISTANT	132	0.00	0	0.00	0	0.00	0	0.00
LICENSED PRACTICAL NURSE	4,595	0.11	0	0.00	0	0.00	0	0.00
REGISTERED NURSE	15,677	0.27	0	0.00	0	0.00	0	0.00
REGISTERED NURSE SPEC/SPV	128	0.00	0	0.00	0	0.00	0	0.00
NURSE MANAGER	138	0.00	0	0.00	0	0.00	0	0.00
COUNSELOR-IN-TRAINING	32	0.00	0	0.00	0	0.00	0	0.00
THERAPEUTIC SERVICES WORKER	7	0.00	0	0.00	0	0.00	0	0.00
SR THERAPEUTIC SERVICES WORKER	101	0.00	0	0.00	0	0.00	0	0.00
RECREATION/MUSIC THERAPIST SPV	100	0.00	0	0.00	0	0.00	0	0.00
SUPPORT CARE ASSISTANT	1,171	0.05	0	0.00	0	0.00	0	0.00
SENIOR SUPPORT CARE ASSISTANT	172	0.01	0	0.00	0	0.00	0	0.00
SECURITY SUPPORT CARE ASST	42,847	1.32	0	0.00	0	0.00	0	0.00
SR SECURITY SUPPORT CARE ASST	12,015	0.33	0	0.00	0	0.00	0	0.00
SUPERVISING SUPPORT CARE ASST	824	0.03	0	0.00	0	0.00	0	0.00
CLINICAL CASEWORKER	83	0.00	0	0.00	0	0.00	0	0.00
FOOD SERVICE ASSISTANT	181	0.01	0	0.00	0	0.00	0	0.00
FOOD SERVICE WORKER	94	0.00	0	0.00	0	0.00	0	0.00
FOOD SERVICE SUPERVISOR	25	0.00	0	0.00	0	0.00	0	0.00
SECURITY OFFICER	4,575	0.14	0	0.00	0	0.00	0	0.00
ADVANCED SECURITY OFFICER	1,748	0.05	0	0.00	0	0.00	0	0.00
SECURITY SUPERVISOR	921	0.02	0	0.00	0	0.00	0	0.00
DRIVER	203	0.01	0	0.00	0	0.00	0	0.00
OTHER	0	0.00	97,179	0.00	97,179	0.00	0	0.00
<b>TOTAL - PS</b>	<b>91,213</b>	<b>2.42</b>	<b>97,179</b>	<b>0.00</b>	<b>97,179</b>	<b>0.00</b>	<b>0</b>	<b>0.00</b>
<b>GRAND TOTAL</b>	<b>\$91,213</b>	<b>2.42</b>	<b>\$97,179</b>	<b>0.00</b>	<b>\$97,179</b>	<b>0.00</b>	<b>\$0</b>	<b>0.00</b>
<b>GENERAL REVENUE</b>	<b>\$91,213</b>	<b>2.42</b>	<b>\$97,179</b>	<b>0.00</b>	<b>\$97,179</b>	<b>0.00</b>		<b>0.00</b>
<b>FEDERAL FUNDS</b>	<b>\$0</b>	<b>0.00</b>	<b>\$0</b>	<b>0.00</b>	<b>\$0</b>	<b>0.00</b>		<b>0.00</b>
<b>OTHER FUNDS</b>	<b>\$0</b>	<b>0.00</b>	<b>\$0</b>	<b>0.00</b>	<b>\$0</b>	<b>0.00</b>		<b>0.00</b>

9/20/22 19:27

im\_didetail

## REPORT 10 - FY 2024 DEPARTMENT REQUEST

## DECISION ITEM DETAIL

Budget Unit	FY 2022	FY 2022	FY 2023	FY 2023	FY 2024	FY 2024	*****	*****
Decision Item	ACTUAL	ACTUAL	BUDGET	BUDGET	DEPT REQ	DEPT REQ	SECURED	SECURED
Budget Object Class	DOLLAR	FTE	DOLLAR	FTE	DOLLAR	FTE	COLUMN	COLUMN
<b>CTR FOR BEHAVIORAL MEDICINE</b>								
<b>CORE</b>								
DIVISION DIRECTOR	0	0.00	0	0.00	33,705	0.25	0	0.00
INSTITUTION SUPERINTENDENT	95,432	1.00	100,137	1.00	100,137	1.00	0	0.00
STUDENT INTERN	118,347	4.25	147,468	5.00	156,000	5.00	0	0.00
CLIENT/PATIENT WORKER	86	0.00	8,693	0.50	8,693	0.50	0	0.00
MISCELLANEOUS PROFESSIONAL	132,596	2.11	37,675	0.50	37,675	0.50	0	0.00
COOK	6,639	0.17	0	0.00	0	0.00	0	0.00
JANITOR	25,624	0.64	0	0.00	0	0.00	0	0.00
LABORATORY TECHNICIAN	4,810	0.04	0	0.00	0	0.00	0	0.00
PSYCHIATRIST	1,177,730	5.01	1,224,524	5.00	1,374,602	5.00	0	0.00
RESIDENT PHYSICIAN	953,237	16.11	1,102,568	18.00	890,934	18.00	0	0.00
STAFF PHYSICIAN	29,257	0.10	369	0.00	0	0.00	0	0.00
SPECIAL ASST OFFICIAL & ADMSTR	63,986	0.56	67,141	0.50	67,141	0.50	0	0.00
SPECIAL ASST PROFESSIONAL	71,292	1.17	47,273	1.00	55,956	1.00	0	0.00
SPECIAL ASST OFFICE & CLERICAL	69,543	1.56	93,940	2.00	93,940	2.00	0	0.00
DIRECT CARE AIDE	360,009	8.00	38,004	2.50	38,004	2.50	0	0.00
LICENSED PRACTICAL NURSE	95,257	1.38	27,698	0.75	27,698	0.75	0	0.00
REGISTERED NURSE	692,927	6.73	489,626	7.00	471,832	7.00	0	0.00
NURSE CLINICIAN/PRACTITIONER	370,702	2.87	397,946	3.00	537,446	5.00	0	0.00
PSYCHOLOGICAL RESIDENT	100,069	2.00	120,853	2.00	105,003	2.00	0	0.00
PHARMACIST	8,453	0.04	7,533	0.05	7,533	0.05	0	0.00
SECURITY OFFICER	8,913	0.17	87	0.00	0	0.00	0	0.00
ADMINISTRATIVE SUPPORT CLERK	82,643	2.91	99,967	3.00	93,600	6.00	0	0.00
ADMIN SUPPORT ASSISTANT	112,819	3.58	133,240	4.00	167,904	5.00	0	0.00
LEAD ADMIN SUPPORT ASSISTANT	111,742	3.18	162,176	4.00	162,176	4.00	0	0.00
ADMIN SUPPORT PROFESSIONAL	103,463	2.32	90,904	2.00	144,141	3.00	0	0.00
ADMINISTRATIVE MANAGER	71,270	1.00	74,785	1.00	45,998	1.00	0	0.00
PROGRAM SPECIALIST	55,789	1.00	58,540	1.00	117,080	2.00	0	0.00
PROGRAM COORDINATOR	51,128	0.71	77,309	1.00	0	0.00	0	0.00
PROGRAM MANAGER	103,793	1.24	88,605	1.00	170,916	2.00	0	0.00
RESEARCH/DATA ANALYST	58,071	1.00	60,934	1.00	60,934	1.00	0	0.00
STORES/WAREHOUSE ASSISTANT	34,009	1.24	29,370	1.00	31,200	1.00	0	0.00
STORES/WAREHOUSE ASSOCIATE	30,389	1.00	32,843	1.00	32,843	1.00	0	0.00

9/20/22 19:27

im\_didetail

## REPORT 10 - FY 2024 DEPARTMENT REQUEST

## DECISION ITEM DETAIL

Budget Unit	FY 2022	FY 2022	FY 2023	FY 2023	FY 2024	FY 2024	*****	*****
Decision Item	ACTUAL	ACTUAL	BUDGET	BUDGET	DEPT REQ	DEPT REQ	SECURED	SECURED
Budget Object Class	DOLLAR	FTE	DOLLAR	FTE	DOLLAR	FTE	COLUMN	COLUMN
<b>CTR FOR BEHAVIORAL MEDICINE</b>								
<b>CORE</b>								
STORES/WAREHOUSE SUPERVISOR	36,175	1.01	37,658	1.00	37,658	1.00	0	0.00
ADDICTION COUNSELOR	10,284	0.26	0	0.00	0	0.00	0	0.00
SENIOR ADDICTION COUNSELOR	42,167	0.91	47,475	1.00	47,475	1.00	0	0.00
DIETITIAN	51,302	1.00	53,831	1.00	53,831	1.00	0	0.00
DIETETIC COORDINATOR	5,589	0.08	74,613	1.00	74,613	1.00	0	0.00
HEALTH INFORMATION TECHNICIAN	81,999	1.83	47,809	1.00	47,809	1.00	0	0.00
LICENSED PRACTICAL NURSE	259,065	6.18	274,818	7.00	380,112	8.00	0	0.00
REGISTERED NURSE	1,256,071	19.15	1,561,304	20.50	1,561,304	20.50	0	0.00
REGISTERED NURSE SPEC/SPV	412,422	4.88	425,644	5.00	425,644	5.00	0	0.00
NURSE MANAGER	90,798	1.00	93,705	1.00	107,997	1.00	0	0.00
DIRECTOR OF NURSING	15,924	0.13	0	0.00	0	0.00	0	0.00
PSYCHOLOGIST	141,381	1.73	147,850	2.00	147,850	2.00	0	0.00
SENIOR PSYCHOLOGIST	327,403	3.73	413,514	5.00	463,514	5.00	0	0.00
DIRECTOR OF PSYCHOLOGY	90,078	1.00	0	0.00	0	0.00	0	0.00
QUALITY IMPROVEMENT SPECIALIST	155,641	2.90	166,518	3.00	166,518	3.00	0	0.00
QUALITY IMPROVEMENT MANAGER	41,581	0.50	43,630	0.50	43,630	0.50	0	0.00
THERAPEUTIC SERVICES WORKER	77,847	2.67	128,890	4.00	128,890	4.00	0	0.00
SR THERAPEUTIC SERVICES WORKER	24,474	0.80	32,085	1.00	32,085	1.00	0	0.00
RECREATION/MUSIC THERAPIST	126,706	3.14	123,188	3.00	169,377	4.00	0	0.00
RECREATION/MUSIC THERAPIST SPV	127,865	2.93	138,087	3.00	138,087	3.00	0	0.00
THERAPEUTIC SERVICES MANAGER	66,817	1.00	70,113	1.00	70,113	1.00	0	0.00
SUPPORT CARE ASSISTANT	1,584,671	55.26	2,229,789	74.25	2,196,084	73.94	0	0.00
SENIOR SUPPORT CARE ASSISTANT	433,140	13.89	464,591	14.00	564,591	14.00	0	0.00
SUPPORT CARE PROFESSIONAL	0	0.00	887	0.00	0	0.00	0	0.00
TREATMENT MANAGER	64,466	0.96	69,761	1.00	69,761	1.00	0	0.00
CLINICAL CASEWORKER	70,814	2.10	106,299	3.00	106,299	3.00	0	0.00
SENIOR CLINICAL CASEWORKER	55,510	1.25	140,213	3.00	131,816	3.00	0	0.00
LICENSED CLINICAL SOCIAL WKR	159,079	2.87	115,337	2.00	174,393	3.00	0	0.00
CLINICAL SOCIAL WORK SPV/SPEC	71,631	1.21	62,711	1.00	62,711	1.00	0	0.00
CLINICAL SOCIAL WORK MANAGER	85,821	1.09	83,617	1.00	83,617	1.00	0	0.00
CUSTODIAL ASSISTANT	131,578	5.05	247,644	8.00	247,644	8.00	0	0.00
CUSTODIAL WORKER	30,544	1.07	88,525	2.50	88,525	2.50	0	0.00

9/20/22 19:27

im\_didetail

# REPORT 10 - FY 2024 DEPARTMENT REQUEST

# DECISION ITEM DETAIL

Budget Unit	FY 2022	FY 2022	FY 2023	FY 2023	FY 2024	FY 2024	*****	*****
Decision Item	ACTUAL	ACTUAL	BUDGET	BUDGET	DEPT REQ	DEPT REQ	SECURED	SECURED
Budget Object Class	DOLLAR	FTE	DOLLAR	FTE	DOLLAR	FTE	COLUMN	COLUMN
<b>CTR FOR BEHAVIORAL MEDICINE</b>								
<b>CORE</b>								
CUSTODIAL SUPERVISOR	33,528	0.99	31,359	1.00	37,316	1.00	0	0.00
CUSTODIAL MANAGER	44,735	1.03	40,405	1.00	45,734	1.00	0	0.00
FOOD SERVICE ASSISTANT	220,992	8.61	275,263	9.00	275,263	9.00	0	0.00
FOOD SERVICE WORKER	91,662	3.35	119,939	4.00	124,800	4.00	0	0.00
FOOD SERVICE SUPERVISOR	55,532	1.77	72,970	2.00	72,970	2.00	0	0.00
FOOD SERVICE MANAGER	5,250	0.13	37,697	1.00	41,999	1.00	0	0.00
STAFF DEVELOPMENT TRAINER	44,465	1.01	46,422	1.00	46,422	1.00	0	0.00
STAFF DEVELOPMENT TRAINING MGR	60,441	1.00	63,420	1.00	63,420	1.00	0	0.00
ACCOUNTS CLERK	28,938	1.00	30,542	1.00	30,542	1.00	0	0.00
ACCOUNTS ASSISTANT	2,383	0.09	607	0.00	0	0.00	0	0.00
SENIOR ACCOUNTS ASSISTANT	35,889	1.00	35,382	1.00	37,658	1.00	0	0.00
ACCOUNTS SUPERVISOR	176,771	3.70	159,958	3.00	202,687	4.00	0	0.00
ACCOUNTANT	0	0.00	38,027	1.00	0	0.00	0	0.00
ACCOUNTANT MANAGER	96,083	1.31	114,656	1.50	85,000	1.50	0	0.00
HUMAN RESOURCES ASSISTANT	37,313	0.95	40,984	1.00	40,984	1.00	0	0.00
HUMAN RESOURCES GENERALIST	94,336	1.87	56,318	1.00	104,743	2.00	0	0.00
HUMAN RESOURCES MANAGER	0	0.00	37,478	0.50	37,478	0.50	0	0.00
BENEFIT PROGRAM SR SPECIALIST	83,550	2.00	87,606	2.00	87,606	2.00	0	0.00
DEVLP DISABILITY SERVICE SPV	126,755	2.11	127,202	2.00	129,131	2.00	0	0.00
REHABILITATION ASSOCIATE	18,656	0.57	70,339	2.00	70,339	2.00	0	0.00
REHABILITATION SPECIALIST	39,520	1.00	40,984	1.00	42,418	1.00	0	0.00
SENIOR LABORATORY SUPPORT TECH	0	0.00	35,916	1.00	35,916	1.00	0	0.00
NON-COMMISSIONED INVESTIGATOR	87,754	2.02	43,232	1.00	43,232	1.00	0	0.00
SECURITY OFFICER	405,516	13.91	530,338	17.00	530,338	17.00	0	0.00
ADVANCED SECURITY OFFICER	95,151	2.86	104,597	3.00	104,597	3.00	0	0.00
SECURITY MANAGER	53,361	1.01	55,360	1.00	55,360	1.00	0	0.00
DRIVER	55,113	2.01	59,283	2.00	62,400	2.00	0	0.00
SPECIALIZED TRADES WORKER	30,951	0.78	41,702	1.00	41,702	1.00	0	0.00
<b>TOTAL - PS</b>	<b>13,353,513</b>	<b>270.75</b>	<b>14,708,300</b>	<b>302.55</b>	<b>15,305,094</b>	<b>314.49</b>	<b>0</b>	<b>0.00</b>
TRAVEL, IN-STATE	11,828	0.00	22,259	0.00	22,259	0.00	0	0.00
TRAVEL, OUT-OF-STATE	2,137	0.00	50	0.00	50	0.00	0	0.00
SUPPLIES	495,371	0.00	579,000	0.00	995,000	0.00	0	0.00

9/20/22 19:27

im\_didetail

# REPORT 10 - FY 2024 DEPARTMENT REQUEST

# DECISION ITEM DETAIL

Budget Unit	FY 2022	FY 2022	FY 2023	FY 2023	FY 2024	FY 2024	*****	*****
Decision Item	ACTUAL	ACTUAL	BUDGET	BUDGET	DEPT REQ	DEPT REQ	SECURED	SECURED
Budget Object Class	DOLLAR	FTE	DOLLAR	FTE	DOLLAR	FTE	COLUMN	COLUMN
<b>CTR FOR BEHAVIORAL MEDICINE</b>								
<b>CORE</b>								
PROFESSIONAL DEVELOPMENT	43,112	0.00	75,000	0.00	75,000	0.00	0	0.00
COMMUNICATION SERV & SUPP	128,538	0.00	110,000	0.00	110,000	0.00	0	0.00
PROFESSIONAL SERVICES	1,611,608	0.00	1,696,420	0.00	2,166,405	0.00	0	0.00
HOUSEKEEPING & JANITORIAL SERV	49,285	0.00	72,000	0.00	72,000	0.00	0	0.00
M&R SERVICES	56,711	0.00	65,000	0.00	65,000	0.00	0	0.00
OFFICE EQUIPMENT	6,182	0.00	35,000	0.00	35,000	0.00	0	0.00
OTHER EQUIPMENT	55,821	0.00	105,000	0.00	105,100	0.00	0	0.00
PROPERTY & IMPROVEMENTS	0	0.00	40,000	0.00	40,000	0.00	0	0.00
EQUIPMENT RENTALS & LEASES	30,103	0.00	20,000	0.00	20,000	0.00	0	0.00
MISCELLANEOUS EXPENSES	1,286	0.00	7,000	0.00	7,000	0.00	0	0.00
<b>TOTAL - EE</b>	<b>2,491,982</b>	<b>0.00</b>	<b>2,826,729</b>	<b>0.00</b>	<b>3,712,814</b>	<b>0.00</b>	<b>0</b>	<b>0.00</b>
<b>GRAND TOTAL</b>	<b>\$15,845,495</b>	<b>270.75</b>	<b>\$17,535,029</b>	<b>302.55</b>	<b>\$19,017,908</b>	<b>314.49</b>	<b>\$0</b>	<b>0.00</b>
<b>GENERAL REVENUE</b>	<b>\$15,226,756</b>	<b>270.12</b>	<b>\$16,649,452</b>	<b>302.00</b>	<b>\$17,716,231</b>	<b>313.94</b>		<b>0.00</b>
<b>FEDERAL FUNDS</b>	<b>\$618,739</b>	<b>0.63</b>	<b>\$885,577</b>	<b>0.55</b>	<b>\$885,577</b>	<b>0.55</b>		<b>0.00</b>
<b>OTHER FUNDS</b>	<b>\$0</b>	<b>0.00</b>	<b>\$0</b>	<b>0.00</b>	<b>\$416,100</b>	<b>0.00</b>		<b>0.00</b>

REPORT 10 - FY 2024 DEPARTMENT REQUEST

DECISION ITEM DETAIL

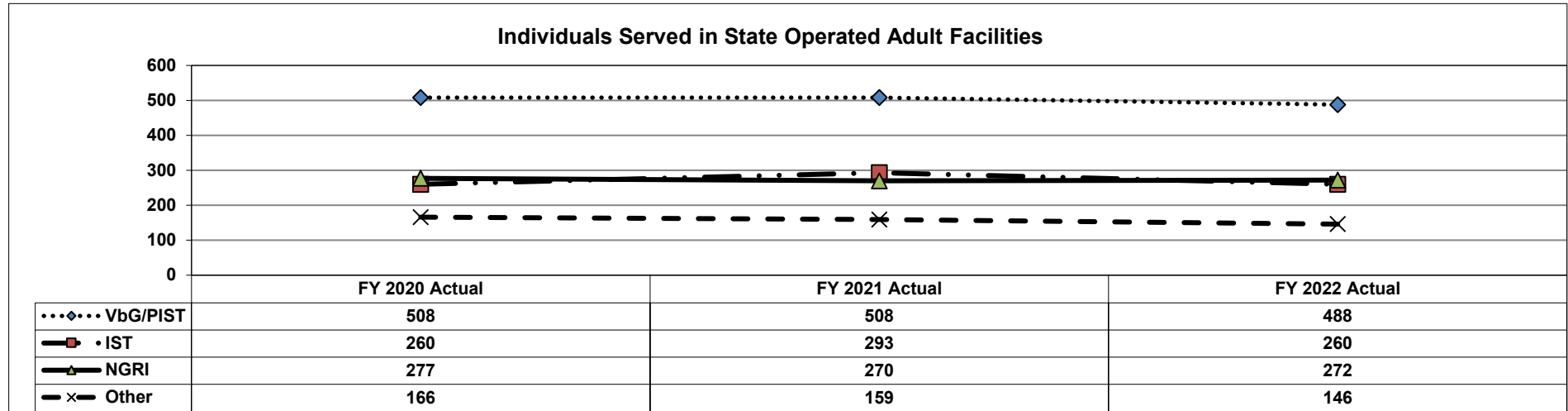
Budget Unit	FY 2022	FY 2022	FY 2023	FY 2023	FY 2024	FY 2024	*****	*****
Decision Item	ACTUAL	ACTUAL	BUDGET	BUDGET	DEPT REQ	DEPT REQ	SECURED	SECURED
Budget Object Class	DOLLAR	FTE	DOLLAR	FTE	DOLLAR	FTE	COLUMN	COLUMN
CTR FOR BEHAV MED-OVERTIME								
CORE								
LICENSED PRACTICAL NURSE	15,566	0.42	0	0.00	0	0.00	0	0.00
REGISTERED NURSE	74,358	1.21	0	0.00	0	0.00	0	0.00
SUPPORT CARE ASSISTANT	123,622	4.65	0	0.00	0	0.00	0	0.00
SENIOR SUPPORT CARE ASSISTANT	51,324	1.82	0	0.00	0	0.00	0	0.00
OTHER	0	0.00	282,219	0.00	282,219	0.00	0	0.00
TOTAL - PS	264,870	8.10	282,219	0.00	282,219	0.00	0	0.00
GRAND TOTAL	\$264,870	8.10	\$282,219	0.00	\$282,219	0.00	\$0	0.00
GENERAL REVENUE	\$264,870	8.10	\$282,219	0.00	\$282,219	0.00		0.00
FEDERAL FUNDS	\$0	0.00	\$0	0.00	\$0	0.00		0.00
OTHER FUNDS	\$0	0.00	\$0	0.00	\$0	0.00		0.00

## PROGRAM DESCRIPTION

<b>Department:</b> Mental Health	<b>HB Section(s):</b> 10.300, 10.305, 10.310, 10.315, 10.320
<b>Program Name:</b> State Operated Adult Facilities	
<b>Program is found in the following core budget(s):</b> DBH Adult Inpatient Facilities	
<p><b>1a. What strategic priority does this program address?</b> Provide inpatient treatment for adults with complex mental illnesses in the forensic system.</p> <p><b>1b. What does this program do?</b> State operated adult facilities provide inpatient hospitalization and psychiatric treatment to forensic individuals committed by the criminal courts and individuals civilly committed by the probate courts who are involved in the criminal justice system and require environments with varying levels of security. Most of these individuals present a danger to themselves or others and cannot be effectively treated in a less restrictive environment.</p> <p>The forensic program requires not only the specialized knowledge and services needed for working with individuals with serious mental illness, but also specialized knowledge of the more structured procedural issues surrounding interaction with the judicial system. This highly specialized service includes evaluation and treatment in a secure environment.</p> <p>The Division of Behavioral Health (DBH) has a full range of secured treatment settings in order to effectively treat forensic clients and to ensure public safety in accordance with Chapter 552, RSMo. These settings are provided through various applications of secured perimeters, including inside and outside containment, internal security systems, escort requirements and security staffing. Services are provided with the desired goal of progressive movement from a highly structured living situation to a less structured living situation. In this manner, people are given the opportunity to move through a system specifically designed to function more effectively interpersonally and in the community at large.</p> <p>The Department of Mental Health (DMH) has seen a steadily increasing number of individuals referred by the criminal courts and more than half are determined to be in competent to stand trial and thus require competency restoration. This increase is resulting in hospitals operating at or over existing capacity and individuals waiting in jails for beds to open up.</p>	

## PROGRAM DESCRIPTION

<b>Department:</b>	<b>Mental Health</b>	<b>HB Section(s):</b> 10.300, 10.305, 10.310, 10.315, 10.320
<b>Program Name:</b>	<b>State Operated Adult Facilities</b>	
<b>Program is found in the following core budget(s):</b> DBH Adult Inpatient Facilities		
<b>2a. Provide an activity measure(s) for the program.</b>		



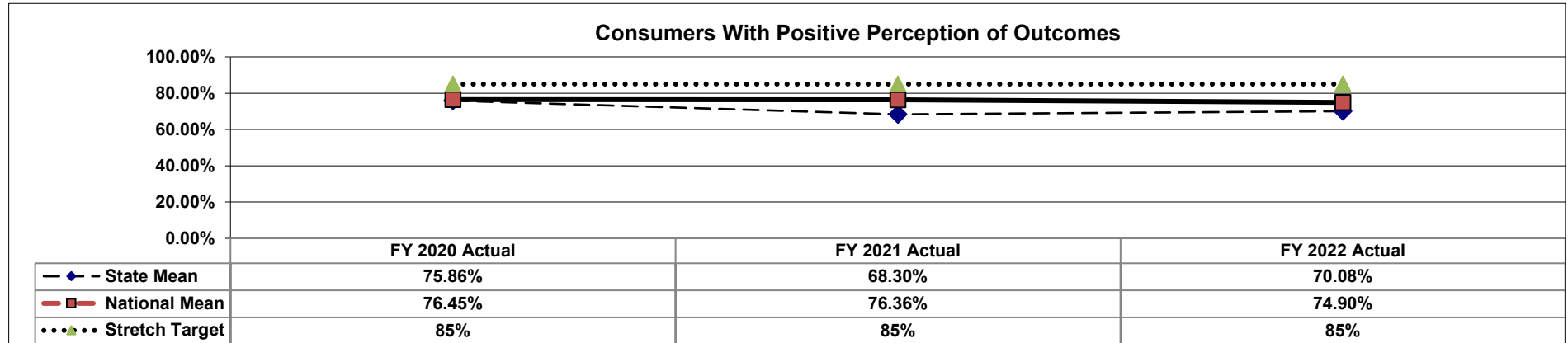
**Note:** This graph represents an unduplicated count of clients served.

- VbG/PIST - Persons who are permanently incompetent to stand trial and who have a guardian or who are awaiting assignment of a guardian. Discharges occur upon consent of the guardian.
- IST - Persons committed for care and treatment under Section 552, RSMo. as "incompetent to stand trial". Discharges occur upon order of the court. Statute requires that a competency assessment report be provided to the court every 180 days. The stretch target is 150 days.
- NGRI - Persons committed for care and treatment under Section 552, RSMo. as "not guilty by reason by mental disease or defect". Discharges occur upon order of the court following a hearing to determine if the person is likely to be dangerous to others.
- Other - Individuals with serious risk histories who are civilly committed by the Probate Court, individuals found competent to stand trial but require continued hospitalization, and individuals admitted by guardian. Discharges depend upon commitment status.




## PROGRAM DESCRIPTION

Department:	Mental Health	HB Section(s):	10.300, 10.305, 10.310, 10.315, 10.320
Program Name:	State Operated Adult Facilities		
Program is found in the following core budget(s): DBH Adult Inpatient Facilities			
2b. Provide a measure(s) of the program's quality. (Continued)			




2b. Provide a measure(s) of the program's quality.



**Note:** The two graphs above represent the percent of clients at discharge or annual review who respond positively to the Client Perception of Participation and Facility Environment domains on the Inpatient Consumer Survey. *Target: Base - Exceed national mean; Stretch - 85%*

## PROGRAM DESCRIPTION

<b>Department:</b>	<b>Mental Health</b>	<b>HB Section(s):</b> 10.300, 10.305, 10.310, 10.315, 10.320
<b>Program Name:</b>	<b>State Operated Adult Facilities</b>	
<b>Program is found in the following core budget(s): DBH Adult Inpatient Facilities</b>		
<b>2c. Provide a measure(s) of the program's impact.</b>		




**Note:**

- VbG/PIST - Persons who are permanently incompetent to stand trial and who have a guardian or who are awaiting assignment of a guardian. Discharges occur upon consent of the guardian.
- IST - Persons committed for care and treatment under Section 552, RSMo. as "incompetent to stand trial". Discharges occur upon order of the court. Statute requires that a competency assessment report be provided to the court every 180 days. The base target for IST is 180 days while the stretch target is 150 days.
- NGRI - Persons committed for care and treatment under Section 552, RSMo. as "not guilty by reason by mental disease or defect". Discharges occur upon order of the court following a hearing to determine if the person is likely to be dangerous to others.
- Other - Individuals with serious risk histories who are civilly committed by the probate Court, individuals found competent to stand trial but require continued hospitalization, and individuals admitted by guardian. Discharges depend upon commitment status.

## PROGRAM DESCRIPTION


<b>Department:</b>	<b>Mental Health</b>	<b>HB Section(s):</b> 10.300, 10.305, 10.310, 10.315, 10.320
<b>Program Name:</b>	<b>State Operated Adult Facilities</b>	
<b>Program is found in the following core budget(s): DBH Adult Inpatient Facilities</b>		
<b>2d. Provide a measure(s) of the program's efficiency.</b>		

**Expenditures vs. Revenues**



**Note:** Revenues represent all third party reimbursements and the 60% Federal reimbursement for Disproportionate Share (DSH) claim. Expenditures do not include fringe. Declining revenues in FY22 have resulted from lowered bed utilization due to staffing shortages related to COVID.

**Cost Per Bed Day**

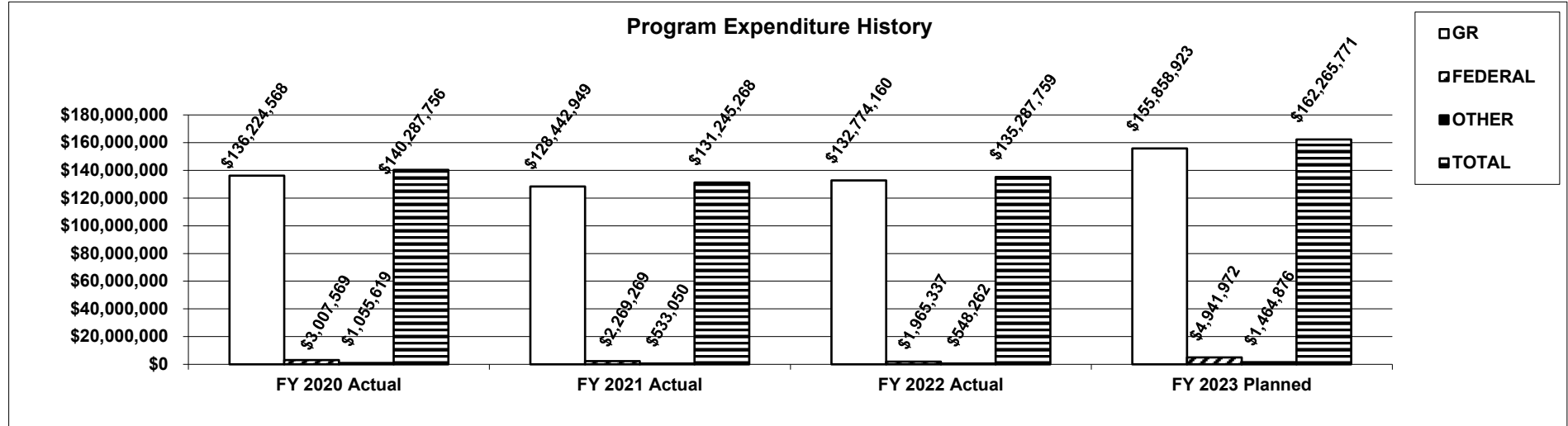


**Note:** Average annual cost in FY 2022 is \$106,031. Increasing costs reflect pay plan increases and rising fuel and food costs.

## PROGRAM DESCRIPTION

Department:	Mental Health	HB Section(s):	10.300, 10.305, 10.310, 10.315, 10.320
Program Name:	State Operated Adult Facilities		
Program is found in the following core budget(s): DBH Adult Inpatient Facilities			

3. Provide actual expenditures for the prior three fiscal years and planned expenditures for the current fiscal year. (Note: Amounts do not include fringe benefit costs.)



**Note:** FY 2023 increase is due to new wards, pay plan and mandatory items. For FY 2024, a portion of house bill sections for Facility Support and what was previously referred to as Comprehensive Psychiatric Services (CPS) Medications are included in the Division of Behavioral Health (DBH) Adult Inpatient Facilities budgets.

## PROGRAM DESCRIPTION

<b>Department:</b> Mental Health	<b>HB Section(s):</b> 10.300, 10.305, 10.310, 10.315, 10.320
<b>Program Name:</b> State Operated Adult Facilities	
<b>Program is found in the following core budget(s):</b> DBH Adult Inpatient Facilities	
<p><b>4. What are the sources of the "Other " funds?</b> Other includes Mental Health Trust Fund (MHTF).</p> <p><b>5. What is the authorization for this program, i.e., federal or state statute, etc.? (Include the federal program number, if applicable.)</b> Sections 632.010.2 and 632.010.2(1), RSMo.</p> <p><b>6. Are there federal matching requirements? If yes, please explain.</b> Inpatient facilities provide General Revenue (GR) match for MO HealthNet eligible services through the certification of GR expenses, so no additional match is required. Also, the cost associated with the operation of the DBH hospitals significantly impacts the reimbursement made by MO HealthNet under the federal disproportionate share hospital requirements.</p> <p><b>7. Is this a federally mandated program? If yes, please explain.</b> The federal Community Mental Health Services Block Grant requires that the state maintain an aggregate level of general revenue spending for mental health services that is greater than or equal to the average of the past two years. (This is called the "Maintenance of Effort," or MOE, requirement.) Outpatient services in the state facilities' budgets are captured in the MOE calculation.</p>	

## PROGRAM DESCRIPTION

<b>Department:</b> <u>Mental Health</u>					<b>HB Section(s):</b> <u>10.300 &amp; 10.315</u>				
<b>Program Name:</b> <u>Sex Offender Rehabilitation and Treatment Services</u>									
<b>Program is found in the following core budget(s):</b> <u>DBH Adult Inpatient Facilities</u>									
	<b>SE-SORTS</b>	<b>FSH-SORTS</b>							<b>TOTAL</b>
<b>GR</b>	25,469,616	13,848,971							39,318,587
<b>FEDERAL</b>	29,287	0							29,287
<b>OTHER</b>	0	0							0
<b>TOTAL</b>	25,498,903	13,848,971	0	0	0	0	0	0	39,347,874

**1a. What strategic priority does this program address?**  
 Provide inpatient treatment program for adults with complex mental abnormalities.

**1b. What does this program do?**  
 The state-operated Sex Offender Rehabilitation and Treatment Services (SORTS) provides treatment to change the person's mental abnormality so that the person is not likely to commit acts of sexual violence if released. The SORTS provides appropriate treatment and housing for individuals adjudicated by the courts as sexually violent predators. With passage of the Sexually Violent Predator law, which was effective January 1, 1999, the Missouri General Assembly mandated that individuals adjudicated by the court as sexually violent predators be committed indefinitely to the custody of the Director of the Department of Mental Health for "control, care and treatment until such time...that the person is safe to be at large". In order for such commitments to pass constitutional scrutiny, the Department must provide care and treatment that is consistent with existing professional standards and practice, and federal case law. The law also requires that individuals committed for treatment as sexually violent predators be kept in a secure facility and housed separately from Department of Corrections inmates and from other mental health clients who have not been found to be sexually violent predators.

The current SORTS program is operated within two Division of Behavioral Health (DBH) facilities, Southeast Missouri Mental Health Center (SEMO) and Fulton State Hospital (FSH).

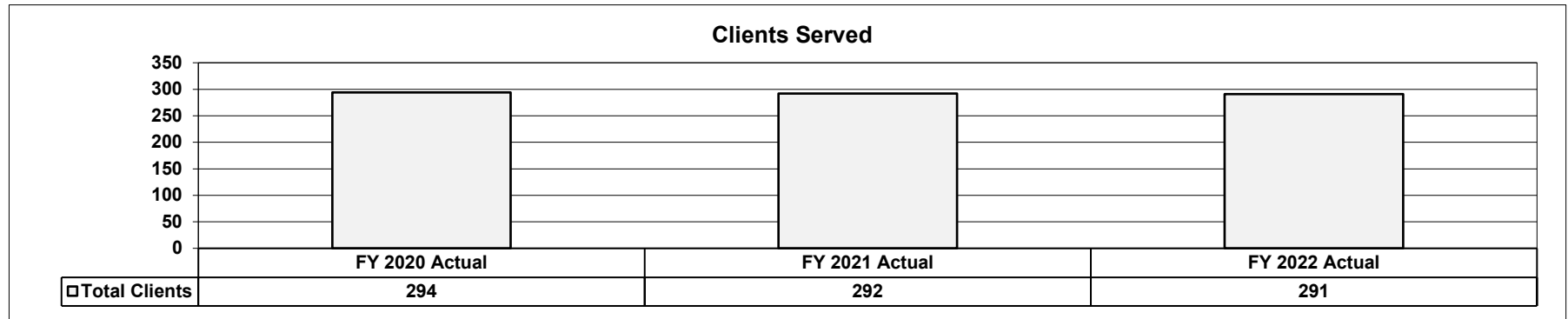
The SORTS program is responsible for preparing clients for community reintegration. If clients are provided a conditional release by the probate court, the program is also responsible for facilitating the transition into the community and for communication with community providers, Probation and Parole, and DBH Forensic Case Monitors who provide community supervision.

In addition to the housing and treatment of individuals committed under this statute, the Department provides a psychiatrist and/or a psychologist to participate in the Multidisciplinary Team to assist the Prosecutor's Review Committee in determining whether an individual may meet the definition of a sexually violent predator. Furthermore, the Department is required to provide a psychiatrist or psychologist to evaluate each individual for whom the court finds probable cause to believe the person is a sexually violent predator. Finally, the Department must provide the committing court an annual report regarding the committed person's mental condition.

## PROGRAM DESCRIPTION

<b>Department:</b>	<b>Mental Health</b>	<b>HB Section(s):</b> <b>10.300 &amp; 10.315</b>
<b>Program Name:</b>	<b>Sex Offender Rehabilitation and Treatment Services</b>	
<b>Program is found in the following core budget(s):</b>	<b>DBH Adult Inpatient Facilities</b>	

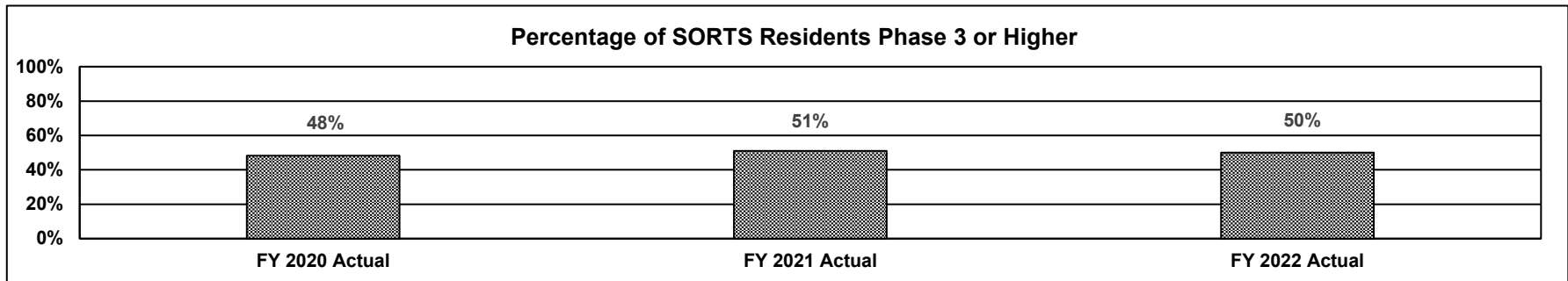
**2a. Provide an activity measure(s) for the program.**



**2b. Provide a measure(s) of the program's quality.**

Not applicable.


**2c. Provide a measure(s) of the program's impact.**



**Note:** SORTS residents in treatment Phase 3 and higher are modifying their behavior patterns, thinking errors, distorted attitudes, and sexual arousal patterns that contributed to their criminal and sexual offending behavior, and in some cases are preparing for return to the community. Residents in lower phases of treatment are just beginning treatment or are refusing treatment.

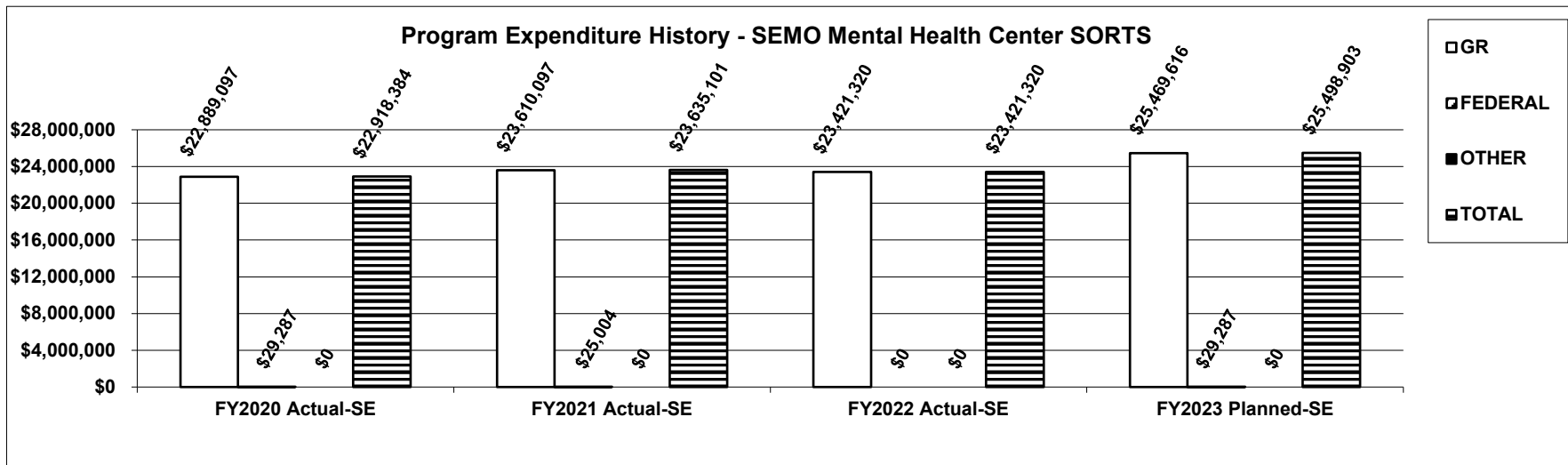
## PROGRAM DESCRIPTION

Department:	Mental Health	HB Section(s):	10.300 & 10.315
Program Name:	Sex Offender Rehabilitation and Treatment Services		
Program is found in the following core budget(s): DBH Adult Inpatient Facilities			
2d. Provide a measure(s) of the program's efficiency.			



**Note:** Cost per client day does not include administrative staff budgeted in the State Operated Adult Facilities House Bill Section. Average annual cost in FY 2022 per client is \$121,478.

**3. Provide actual expenditures for the prior three fiscal years and planned expenditures for the current fiscal year. (Note: Amounts do not include fringe benefit costs.)**





## PROGRAM DESCRIPTION

<b>Department:</b> Mental Health	<b>HB Section(s):</b> 10.300 & 10.315																									
<b>Program Name:</b> Sex Offender Rehabilitation and Treatment Services																										
<b>Program is found in the following core budget(s):</b> DBH Adult Inpatient Facilities																										
<p><b>3. Provide actual expenditures for the prior three fiscal years and planned expenditures for the current fiscal year. (Note: Amounts do not include fringe benefit costs.) (Continued)</b></p> <div style="border: 1px solid black; padding: 10px; margin: 10px 0;"> <p style="text-align: center;"><b>Program Expenditure History - Fulton State Hospital SORTS</b></p> <table border="1" style="width: 100%; border-collapse: collapse; margin-top: 10px;"> <thead> <tr> <th>Fiscal Year</th> <th>GR</th> <th>FEDERAL</th> <th>OTHER</th> <th>TOTAL</th> </tr> </thead> <tbody> <tr> <td>FY2020 Actual-FSH</td> <td>\$0</td> <td>\$0</td> <td>\$0</td> <td>\$11,558,286</td> </tr> <tr> <td>FY2021 Actual-FSH</td> <td>\$0</td> <td>\$0</td> <td>\$0</td> <td>\$12,587,561</td> </tr> <tr> <td>FY2022 Actual-FSH</td> <td>\$0</td> <td>\$0</td> <td>\$0</td> <td>\$11,928,821</td> </tr> <tr> <td>FY2023 Planned-FSH</td> <td>\$0</td> <td>\$0</td> <td>\$0</td> <td>\$13,848,971</td> </tr> </tbody> </table> </div>		Fiscal Year	GR	FEDERAL	OTHER	TOTAL	FY2020 Actual-FSH	\$0	\$0	\$0	\$11,558,286	FY2021 Actual-FSH	\$0	\$0	\$0	\$12,587,561	FY2022 Actual-FSH	\$0	\$0	\$0	\$11,928,821	FY2023 Planned-FSH	\$0	\$0	\$0	\$13,848,971
Fiscal Year	GR	FEDERAL	OTHER	TOTAL																						
FY2020 Actual-FSH	\$0	\$0	\$0	\$11,558,286																						
FY2021 Actual-FSH	\$0	\$0	\$0	\$12,587,561																						
FY2022 Actual-FSH	\$0	\$0	\$0	\$11,928,821																						
FY2023 Planned-FSH	\$0	\$0	\$0	\$13,848,971																						
<p><b>4. What are the sources of the "Other " funds?</b> None.</p> <p><b>5. What is the authorization for this program, i.e., federal or state statute, etc.? (Include the federal program number, if applicable.)</b> Section 632.480 through 632.513, RSMo.</p> <p><b>6. Are there federal matching requirements? If yes, please explain.</b> No.</p> <p><b>7. Is this a federally mandated program? If yes, please explain.</b> No.</p>																										

**NEW DECISION ITEM**  
**RANK: 16 OF 20**

<b>Department</b>	<b>Mental Health</b>	<b>Budget Unit</b>	<b>69470C &amp; 69480C</b>
<b>Division</b>	<b>Behavioral Health</b>		
<b>DI Name</b>	<b>Forensic Mobile Teams</b>	<b>DI#</b>	<b>1650009</b>
		<b>HB Section</b>	<b>10.315 &amp; 10.320</b>

**1. AMOUNT OF REQUEST**

	FY 2024 Budget Request			
	GR	Federal	Other	Total
PS	1,290,500	0	0	1,290,500
EE	390,000	0	0	390,000
PSD	0	0	0	0
TRF	0	0	0	0
<b>Total</b>	<b>1,680,500</b>	<b>0</b>	<b>0</b>	<b>1,680,500</b>
<b>FTE</b>	<b>0.00</b>	<b>0.00</b>	<b>0.00</b>	<b>0.00</b>

<b>Est. Fringe</b>	470,774	0	0	470,774
--------------------	---------	---	---	---------

*Note: Fringes budgeted in House Bill 5 except for certain fringes budgeted directly to MoDOT, Highway Patrol, and Conservation.*

Other Funds: None  
Non-Counts: None

	FY 2024 Governor's Recommendation			
	GR	Federal	Other	Total
PS	0	0	0	0
EE	0	0	0	0
PSD	0	0	0	0
TRF	0	0	0	0
<b>Total</b>	<b>0</b>	<b>0</b>	<b>0</b>	<b>0</b>
<b>FTE</b>	<b>0.00</b>	<b>0.00</b>	<b>0.00</b>	<b>0.00</b>

<b>Est. Fringe</b>	0	0	0	0
--------------------	---	---	---	---

*Note: Fringes budgeted in House Bill 5 except for certain fringes budgeted directly to MoDOT, Highway Patrol, and Conservation.*

Other Funds:  
Non-Counts:

**2. THIS REQUEST CAN BE CATEGORIZED AS:**

<input type="checkbox"/> New Legislation	<input type="checkbox"/> New Program	<input type="checkbox"/> Fund Switch
<input type="checkbox"/> Federal Mandate	<input checked="" type="checkbox"/> Program Expansion	<input type="checkbox"/> Cost to Continue
<input type="checkbox"/> GR Pick-Up	<input type="checkbox"/> Space Request	<input type="checkbox"/> Equipment Replacement
<input type="checkbox"/> Pay Plan	<input checked="" type="checkbox"/> Other: <u>Cost Avoidance</u>	

**3. WHY IS THIS FUNDING NEEDED? PROVIDE AN EXPLANATION FOR ITEMS CHECKED IN #2. INCLUDE THE FEDERAL OR STATE STATUTORY OR CONSTITUTIONAL AUTHORIZATION FOR THIS PROGRAM.**

This funding will allow for two Forensic Mobile Teams to provide treatment to clients who are in county jails awaiting court-ordered evaluations (Chapter 552 RSMo) and those who have been court-ordered for competency restoration services (Chapter 552 RSMo) in a Division of Behavioral Health (DBH) inpatient facility. This will allow for competency restoration treatment services to be delivered to clients in four county jails (Jackson, Greene, St. Louis City, St. Louis County) either reducing the hospital length of stay or avoiding the need for inpatient treatment, thereby reducing the number of clients waiting for an inpatient bed. Teams are located in the Western and Eastern sides of the state and will provide services state-wide.

NEW DECISION ITEM  
RANK: 16 OF 20

<b>Department</b>	<b>Mental Health</b>	<b>Budget Unit</b>	<b>69470C &amp; 69480C</b>
<b>Division</b>	<b>Behavioral Health</b>		
<b>DI Name</b>	<b>Forensic Mobile Teams</b>	<b>DI#</b>	<b>1650009</b>
		<b>HB Section</b>	<b>10.315 &amp; 10.320</b>

**4. DESCRIBE THE DETAILED ASSUMPTIONS USED TO DERIVE THE SPECIFIC REQUESTED AMOUNT. (How did you determine that the requested number of FTE were appropriate? From what source or standard did you derive the requested levels of funding? Were alternatives such as outsourcing or automation considered? If based on new legislation, does request tie to TAFP fiscal note? If not, explain why. Detail which portions of the request are one-times and how those amounts were calculated.)**

There are roughly 200 individuals awaiting admission and 250 individuals awaiting evaluations in county jails. DBH will contract for 5.50 nurse practitioners, 5 diversion recovery specialists (social workers), and 2 nurses who will provide coverage across the state for these clients.

<b>HB Section</b>	<b>Approp</b>	<b>Type</b>	<b>Fund</b>	<b>Amount</b>
10.315 Southeast MO Mental Health Center	9394	PS	0101	\$ 521,000
10.315 Southeast MO Mental Health Center	2083	EE	0101	\$ 195,000
10.320 Center for Behavioral Medicine	9395	PS	0101	\$ 769,500
10.320 Center for Behavioral Medicine	2090	EE	0101	\$ 195,000
				<b>\$ 1,680,500</b>

**5. BREAK DOWN THE REQUEST BY BUDGET OBJECT CLASS, JOB CLASS, AND FUND SOURCE. IDENTIFY ONE-TIME COSTS.**

<b>Budget Object Class/Job Class</b>	<b>Dept Req GR DOLLARS</b>	<b>Dept Req GR FTE</b>	<b>Dept Req FED DOLLARS</b>	<b>Dept Req FED FTE</b>	<b>Dept Req OTHER DOLLARS</b>	<b>Dept Req OTHER FTE</b>	<b>Dept Req TOTAL DOLLARS</b>	<b>Dept Req TOTAL FTE</b>	<b>Dept Req One-Time DOLLARS</b>
Registered Nurse (05NU30)	150,000	0.0					150,000	0.0	
Consulting Physician (009866)	68,500	0.0					68,500	0.0	
Clinical Social Work Supervisor (05SW40)	327,000	0.0					327,000	0.0	
Nurse Practitioner (009885)	745,000	0.0					745,000	0.0	
<b>Total PS</b>	<b>1,290,500</b>	<b>0.0</b>	<b>0</b>	<b>0.0</b>	<b>0</b>	<b>0.0</b>	<b>1,290,500</b>	<b>0.0</b>	<b>0</b>
Supplies (BOBC 190)	390,000						390,000		
<b>Total EE</b>	<b>390,000</b>		<b>0</b>		<b>0</b>		<b>390,000</b>		<b>0</b>
<b>Grand Total</b>	<b>1,680,500</b>	<b>0.0</b>	<b>0</b>	<b>0.0</b>	<b>0</b>	<b>0.0</b>	<b>1,680,500</b>	<b>0.0</b>	<b>0</b>

NEW DECISION ITEM  
RANK: 16 OF 20

<b>Department</b>	Mental Health	<b>Budget Unit</b>	69470C & 69480C
<b>Division</b>	Behavioral Health		
<b>DI Name</b>	Forensic Mobile Teams	<b>DI#</b>	1650009
		<b>HB Section</b>	10.315 & 10.320

**6. PERFORMANCE MEASURES** (If new decision item has an associated core, separately identify projected performance with & without additional funding.)

**6a. Provide an activity measure(s) for the program.**  
Teams will log hours of service and client contact.

**6b. Provide a measure(s) of the program's quality.**  
Upon completion of service, clients will complete a satisfaction survey.

**6c. Provide a measure(s) of the program's impact.**  
Client length of stay in the hospital will be tracked as will the numbers of clients who were successfully diverted from the hospital.

**6d. Provide a measure(s) of the program's efficiency.**  
The length of time from client referral to client assessment and time from assessment to documentation in the client record will be tracked.

**7. STRATEGIES TO ACHIEVE THE PERFORMANCE MEASUREMENT TARGETS:**  
Hire individuals to do competency restoration.

# REPORT 10 - FY 2024 DEPARTMENT REQUEST

# DECISION ITEM DETAIL

Budget Unit	FY 2022	FY 2022	FY 2023	FY 2023	FY 2024	FY 2024	*****	*****
Decision Item	ACTUAL	ACTUAL	BUDGET	BUDGET	DEPT REQ	DEPT REQ	SECURED	SECURED
Budget Object Class	DOLLAR	FTE	DOLLAR	FTE	DOLLAR	FTE	COLUMN	COLUMN
<b>SOUTHEAST MO MHC</b>								
<b>DMH Forensic Mobile Teams - 1650009</b>								
CONSULTING PHYSICIAN	0	0.00	0	0.00	44,000	0.00	0	0.00
NURSE CLINICIAN/PRACTITIONER	0	0.00	0	0.00	270,000	0.00	0	0.00
REGISTERED NURSE	0	0.00	0	0.00	75,000	0.00	0	0.00
CLINICAL SOCIAL WORK SPV/SPEC	0	0.00	0	0.00	132,000	0.00	0	0.00
<b>TOTAL - PS</b>	<b>0</b>	<b>0.00</b>	<b>0</b>	<b>0.00</b>	<b>521,000</b>	<b>0.00</b>	<b>0</b>	<b>0.00</b>
SUPPLIES	0	0.00	0	0.00	195,000	0.00	0	0.00
<b>TOTAL - EE</b>	<b>0</b>	<b>0.00</b>	<b>0</b>	<b>0.00</b>	<b>195,000</b>	<b>0.00</b>	<b>0</b>	<b>0.00</b>
<b>GRAND TOTAL</b>	<b>\$0</b>	<b>0.00</b>	<b>\$0</b>	<b>0.00</b>	<b>\$716,000</b>	<b>0.00</b>	<b>\$0</b>	<b>0.00</b>
<b>GENERAL REVENUE</b>	<b>\$0</b>	<b>0.00</b>	<b>\$0</b>	<b>0.00</b>	<b>\$716,000</b>	<b>0.00</b>		<b>0.00</b>
<b>FEDERAL FUNDS</b>	<b>\$0</b>	<b>0.00</b>	<b>\$0</b>	<b>0.00</b>	<b>\$0</b>	<b>0.00</b>		<b>0.00</b>
<b>OTHER FUNDS</b>	<b>\$0</b>	<b>0.00</b>	<b>\$0</b>	<b>0.00</b>	<b>\$0</b>	<b>0.00</b>		<b>0.00</b>

REPORT 10 - FY 2024 DEPARTMENT REQUEST

DECISION ITEM DETAIL

Budget Unit	FY 2022	FY 2022	FY 2023	FY 2023	FY 2024	FY 2024	*****	*****
Decision Item	ACTUAL	ACTUAL	BUDGET	BUDGET	DEPT REQ	DEPT REQ	SECURED	SECURED
Budget Object Class	DOLLAR	FTE	DOLLAR	FTE	DOLLAR	FTE	COLUMN	COLUMN
CTR FOR BEHAVIORAL MEDICINE								
DMH Forensic Mobile Teams - 1650009								
CONSULTING PHYSICIAN	0	0.00	0	0.00	24,500	0.00	0	0.00
NURSE CLINICIAN/PRACTITIONER	0	0.00	0	0.00	475,000	0.00	0	0.00
REGISTERED NURSE	0	0.00	0	0.00	75,000	0.00	0	0.00
CLINICAL SOCIAL WORK SPV/SPEC	0	0.00	0	0.00	195,000	0.00	0	0.00
TOTAL - PS	0	0.00	0	0.00	769,500	0.00	0	0.00
SUPPLIES	0	0.00	0	0.00	195,000	0.00	0	0.00
TOTAL - EE	0	0.00	0	0.00	195,000	0.00	0	0.00
GRAND TOTAL	\$0	0.00	\$0	0.00	\$964,500	0.00	\$0	0.00
GENERAL REVENUE	\$0	0.00	\$0	0.00	\$964,500	0.00		0.00
FEDERAL FUNDS	\$0	0.00	\$0	0.00	\$0	0.00		0.00
OTHER FUNDS	\$0	0.00	\$0	0.00	\$0	0.00		0.00

NEW DECISION ITEM  
RANK: 19 OF 20

Department	Mental Health	Budget Unit	69470C
Division	Behavioral Health		
DI Name	Southeast MO Mental Health Center Jail Contract	DI# 1650008	HB Section 10.315

**1. AMOUNT OF REQUEST**

FY 2024 Budget Request					FY 2024 Governor's Recommendation				
	GR	Federal	Other	Total		GR	Federal	Other	Total
PS	0	0	0	0	PS	0	0	0	0
EE	657,000	0	0	657,000	EE	0	0	0	0
PSD	0	0	0	0	PSD	0	0	0	0
TRF	0	0	0	0	TRF	0	0	0	0
Total	657,000	0	0	657,000	Total	0	0	0	0
FTE	0.00	0.00	0.00	0.00	FTE	0.00	0.00	0.00	0.00
Est. Fringe	0	0	0	0	Est. Fringe	0	0	0	0
Note: Fringes budgeted in House Bill 5 except for certain fringes budgeted directly to MoDOT, Highway Patrol, and Conservation.					Note: Fringes budgeted in House Bill 5 except for certain fringes budgeted directly to MoDOT, Highway Patrol, and Conservation.				
Other Funds: None					Other Funds:				
Non-Counts: None					Non-Counts:				

2. THIS REQUEST CAN BE CATEGORIZED AS:			
<div><div></div><div>New Legislation</div></div>	<div><div></div><div>New Program</div></div>	<div><div></div><div>Fund Switch</div></div>	
<div><div></div><div>Federal Mandate</div></div>	<div><div></div><div>Program Expansion</div></div>	<div><div></div><div>Cost to Continue</div></div>	
<div><div></div><div>GR Pick-Up</div></div>	<div><div></div><div>Space Request</div></div>	<div><div></div><div>Equipment Replacement</div></div>	
<div><div></div><div>Pay Plan</div></div>	<div><div>X</div><div>Other:</div></div>	<div><div></div><div>Increase Contract Rate</div></div>	

NEW DECISION ITEM  
RANK: 19 OF 20

Department	Mental Health	Budget Unit	69470C
Division	Behavioral Health		
DI Name	Southeast MO Mental Health Center Jail Contract	DI# 1650008	HB Section 10.315

**3. WHY IS THIS FUNDING NEEDED? PROVIDE AN EXPLANATION FOR ITEMS CHECKED IN #2. INCLUDE THE FEDERAL OR STATE STATUTORY OR CONSTITUTIONAL AUTHORIZATION FOR THIS PROGRAM.**

Additional funding is requested to continue contracted services provided by St. Genevieve County and Vernon County detention centers to house detainees committed to the Department of Mental Health (DMH) under the Sexually Violent Predator Act. Pursuant to 632.495 RSMo., detainees may be held in local jails while awaiting formal disposition on their case. The contracts with these two counties have been in place since 2009 and neither county has received a rate increase since 2009.

**4. DESCRIBE THE DETAILED ASSUMPTIONS USED TO DERIVE THE SPECIFIC REQUESTED AMOUNT. (How did you determine that the requested number of FTE were appropriate? From what source or standard did you derive the requested levels of funding? Were alternatives such as outsourcing or automation considered? If based on new legislation, does request tie to TAFP fiscal note? If not, explain why. Detail which portions of the request are one-times and how those amounts were calculated.)**

This funding request was determined based off of contract language regarding pricing of services. The contract states the contractor shall be paid the firm, fixed price of \$90 per detainee per day, with a minimum of ten (10) detainees per day for the daily minimum of \$900 per day for services provided pursuant to this contract. Price increase per year for each jail is \$328,500, totaling \$657,000 per year for both jails.

HB Section	Approp	Type	Fund	Amount
10.315 Southeast MO MHC	2083	EE	0101	\$ 657,000

**5. BREAK DOWN THE REQUEST BY BUDGET OBJECT CLASS, JOB CLASS, AND FUND SOURCE. IDENTIFY ONE-TIME COSTS.**

Budget Object Class/Job Class	Dept Req GR DOLLARS	Dept Req GR FTE	Dept Req FED DOLLARS	Dept Req FED FTE	Dept Req OTHER DOLLARS	Dept Req OTHER FTE	Dept Req TOTAL DOLLARS	Dept Req TOTAL FTE	Dept Req One-Time DOLLARS
Professional Services (BOBC 400)	657,000						0 657,000		
<b>Total EE</b>	<b>657,000</b>		<b>0</b>		<b>0</b>		<b>657,000</b>		<b>0</b>
<b>Grand Total</b>	<b>657,000</b>	<b>0.0</b>	<b>0</b>	<b>0.0</b>	<b>0</b>	<b>0.0</b>	<b>657,000</b>	<b>0.0</b>	<b>0</b>

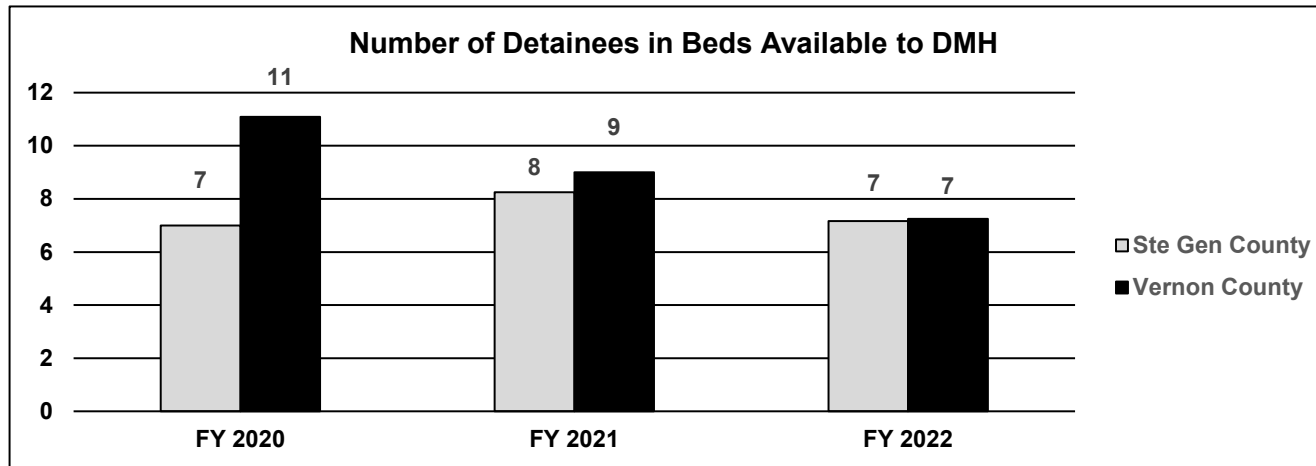


NEW DECISION ITEM  
RANK: 19 OF 20

Department	Mental Health	Budget Unit	69470C
Division	Behavioral Health		
DI Name	Southeast MO Mental Health Center Jail Contract	DI# 1650008	HB Section 10.315

**6. PERFORMANCE MEASURES** (If new decision item has an associated core, separately identify projected performance with & without additional funding.)

**6a. Provide an activity measure(s) for the program.**



**6b. Provide a measure(s) of the program's quality.**

Not applicable


**6c. Provide a measure(s) of the program's impact.**

This program provides bed space for housing detainees outside of DMH, opening beds for patients committed to DMH. St. Genevieve County houses up to 10 detainees; Vernon County houses up to 16 detainees.

NEW DECISION ITEM  
RANK: 19 OF 20

Department	Mental Health	Budget Unit	69470C
Division	Behavioral Health		
DI Name	Southeast MO Mental Health Center Jail Contract	DI# 1650008	HB Section 10.315

6d. Provide a measure(s) of the program's efficiency.



**7. STRATEGIES TO ACHIEVE THE PERFORMANCE MEASUREMENT TARGETS:**

DBH continues to monitor and work with county jails for compliance to the contract. As all contractual obligations are met, we consider the performance of this contract to be in good standing.

REPORT 10 - FY 2024 DEPARTMENT REQUEST

DECISION ITEM DETAIL

Budget Unit	FY 2022	FY 2022	FY 2023	FY 2023	FY 2024	FY 2024	*****	*****
Decision Item	ACTUAL	ACTUAL	BUDGET	BUDGET	DEPT REQ	DEPT REQ	SECURED	SECURED
Budget Object Class	DOLLAR	FTE	DOLLAR	FTE	DOLLAR	FTE	COLUMN	COLUMN
SOUTHEAST MO MHC								
DMH SEMO MHC Jail Contract - 1650008								
PROFESSIONAL SERVICES	0	0.00	0	0.00	657,000	0.00	0	0.00
TOTAL - EE	0	0.00	0	0.00	657,000	0.00	0	0.00
GRAND TOTAL	\$0	0.00	\$0	0.00	\$657,000	0.00	\$0	0.00
GENERAL REVENUE	\$0	0.00	\$0	0.00	\$657,000	0.00		0.00
FEDERAL FUNDS	\$0	0.00	\$0	0.00	\$0	0.00		0.00
OTHER FUNDS	\$0	0.00	\$0	0.00	\$0	0.00		0.00

**NEW DECISION ITEM**  
**RANK:** 14 **OF** 20

<b>Department</b>	<b>Mental Health</b>	<b>Budget Unit</b>	<b>69480C</b>
<b>Division</b>	<b>Behavioral Health</b>		
<b>DI Name</b>	<b>Facility Resident Stipends</b>	<b>DI#</b>	<b>1650010</b>
		<b>HB Section</b>	<b>10.320</b>

**1. AMOUNT OF REQUEST**

FY 2024 Budget Request					FY 2024 Governor's Recommendation				
	GR	Federal	Other	Total		GR	Federal	Other	Total
PS	114,000	0	0	114,000	PS	0	0	0	0
EE	0	0	0	0	EE	0	0	0	0
PSD	0	0	0	0	PSD	0	0	0	0
TRF	0	0	0	0	TRF	0	0	0	0
<b>Total</b>	<b>114,000</b>	<b>0</b>	<b>0</b>	<b>114,000</b>	<b>Total</b>	<b>0</b>	<b>0</b>	<b>0</b>	<b>0</b>
<b>FTE</b>	<b>0.00</b>	<b>0.00</b>	<b>0.00</b>	<b>0.00</b>	<b>FTE</b>	<b>0.00</b>	<b>0.00</b>	<b>0.00</b>	<b>0.00</b>
<b>Est. Fringe</b>	<b>41,587</b>	<b>0</b>	<b>0</b>	<b>41,587</b>	<b>Est. Fringe</b>	<b>0</b>	<b>0</b>	<b>0</b>	<b>0</b>
<i>Note: Fringes budgeted in House Bill 5 except for certain fringes budgeted directly to MoDOT, Highway Patrol, and Conservation.</i>					<i>Note: Fringes budgeted in House Bill 5 except for certain fringes budgeted directly to MoDOT, Highway Patrol, and Conservation.</i>				
Other Funds: None Non-Counts: None					Other Funds: Non-Counts:				

**2. THIS REQUEST CAN BE CATEGORIZED AS:**

<input checked="" type="checkbox"/> New Legislation	<input type="checkbox"/> New Program	<input type="checkbox"/> Fund Switch
<input type="checkbox"/> Federal Mandate	<input type="checkbox"/> Program Expansion	<input type="checkbox"/> Cost to Continue
<input type="checkbox"/> GR Pick-Up	<input type="checkbox"/> Space Request	<input type="checkbox"/> Equipment Replacement
<input type="checkbox"/> Pay Plan	<input type="checkbox"/> Other: _____	

**3. WHY IS THIS FUNDING NEEDED? PROVIDE AN EXPLANATION FOR ITEMS CHECKED IN #2. INCLUDE THE FEDERAL OR STATE STATUTORY OR CONSTITUTIONAL AUTHORIZATION FOR THIS PROGRAM.**

This funding will create three stipend slots for psychiatry residents, tied to a post residency return service agreement, specific to full time employment with Department of Mental Health (DMH) for a period of three years. Stipends will be supported during the residency period only. This is proposed as a strategy to promote the recruitment and retention of new psychiatrists in order to assure the safety, care and welfare of DMH clients.

NEW DECISION ITEM  
RANK: 14 OF 20

Department	Mental Health	Budget Unit	69480C
Division	Behavioral Health		
DI Name	Facility Resident Stipends	DI# 1650010	HB Section 10.320

**4. DESCRIBE THE DETAILED ASSUMPTIONS USED TO DERIVE THE SPECIFIC REQUESTED AMOUNT. (How did you determine that the requested number of FTE were appropriate? From what source or standard did you derive the requested levels of funding? Were alternatives such as outsourcing or automation considered? If based on new legislation, does request tie to TAFP fiscal note? If not, explain why. Detail which portions of the request are one-times and how those amounts were calculated.)**

The amount requested is based upon other return service agreements at other residency programs. Three stipend slots ensures available placements for the residents upon residency completion.

HB Section	Approp	Type	Fund	Amount
10.320 Center for Behavioral Medicine	9395	PS	0101	\$ 114,000

**5. BREAK DOWN THE REQUEST BY BUDGET OBJECT CLASS, JOB CLASS, AND FUND SOURCE. IDENTIFY ONE-TIME COSTS.**

Budget Object Class/Job Class	Dept Req GR DOLLARS	Dept Req GR FTE	Dept Req FED DOLLARS	Dept Req FED FTE	Dept Req OTHER DOLLARS	Dept Req OTHER FTE	Dept Req TOTAL DOLLARS	Dept Req TOTAL FTE	Dept Req One-Time DOLLARS
Psychiatrist (009859)	114,000						114,000	0.0	
<b>Total PS</b>	<b>114,000</b>	<b>0.0</b>	<b>0</b>	<b>0.0</b>	<b>0</b>	<b>0.0</b>	<b>114,000</b>	<b>0.0</b>	<b>0</b>
<b>Grand Total</b>	<b>114,000</b>	<b>0.0</b>	<b>0</b>	<b>0.0</b>	<b>0</b>	<b>0.0</b>	<b>114,000</b>	<b>0.0</b>	<b>0</b>

**NEW DECISION ITEM**  
**RANK:** 14 **OF** 20

<b>Department</b>	<b>Mental Health</b>	<b>Budget Unit</b>	<b>69480C</b>
<b>Division</b>	<b>Behavioral Health</b>		
<b>DI Name</b>	<b>Facility Resident Stipends</b>	<b>DI#</b>	<b>1650010</b>
		<b>HB Section</b>	<b>10.320</b>

**6. PERFORMANCE MEASURES (If new decision item has an associated core, separately identify projected performance with & without additional funding.)**

- 6a. Provide an activity measure(s) for the program.**  
Number of residents receiving stipends.
- 6b. Provide a measure(s) of the program's quality.**  
Number of residents that remain with the Division of Behavioral Health (DBH) facilities prior to program implementation and compare to number of residents that remain with DBH facilities after program implementation.
- 6c. Provide a measure(s) of the program's Impact.**  
Number of psychiatry vacancies across DBH facilities.
- 6d. Provide a measure(s) of the program's efficiency.**  
Review number of psychiatry vacancies for a period of 5 years prior to program implementation and compare with the number of vacancies after program implementation.

**7. STRATEGIES TO ACHIEVE THE PERFORMANCE MEASUREMENT TARGETS:**

Inform current and incoming residents of the stipend program and increase resident exposure to the DBH facilities across the state.

REPORT 10 - FY 2024 DEPARTMENT REQUEST

DECISION ITEM DETAIL

Budget Unit	FY 2022	FY 2022	FY 2023	FY 2023	FY 2024	FY 2024	*****	*****
Decision Item	ACTUAL	ACTUAL	BUDGET	BUDGET	DEPT REQ	DEPT REQ	SECURED	SECURED
Budget Object Class	DOLLAR	FTE	DOLLAR	FTE	DOLLAR	FTE	COLUMN	COLUMN
CTR FOR BEHAVIORAL MEDICINE								
DMH Facility Resident Stipends - 1650010								
PSYCHIATRIST	0	0.00	0	0.00	114,000	0.00	0	0.00
TOTAL - PS	0	0.00	0	0.00	114,000	0.00	0	0.00
GRAND TOTAL	\$0	0.00	\$0	0.00	\$114,000	0.00	\$0	0.00
GENERAL REVENUE								
	\$0	0.00	\$0	0.00	\$114,000	0.00		0.00
FEDERAL FUNDS								
	\$0	0.00	\$0	0.00	\$0	0.00		0.00
OTHER FUNDS								
	\$0	0.00	\$0	0.00	\$0	0.00		0.00





# **Children's Facility**



## CORE DECISION ITEM

<b>Department:</b> Mental Health	<b>Budget Unit:</b> 69450C & 69451C
<b>Division:</b> Behavioral Health	
<b>Core:</b> DBH State Operated Children's Facility	<b>HB Section:</b> 10.325

### 1. CORE FINANCIAL SUMMARY

	FY 2024 Budget Request			
	GR	Federal	Other	Total
<b>PS</b>	8,469,532	1,946,451	0	10,415,983
<b>EE</b>	1,098,578	197,901	0	1,296,479
<b>PSD</b>	0	0	0	0
<b>TRF</b>	0	0	0	0
<b>Total</b>	<b>9,568,110</b>	<b>2,144,352</b>	<b>0</b>	<b>11,712,462</b>
<b>FTE</b>	<b>178.74</b>	<b>45.90</b>	<b>0.00</b>	<b>224.64</b>

<b>Est. Fringe</b>	5,875,527	1,425,463	0	7,300,990
--------------------	-----------	-----------	---	-----------

*Note: Fringes budgeted in House Bill 5 except for certain fringes budgeted directly to MoDOT, Highway Patrol, and Conservation.*

Other Funds: Not applicable

	FY 2024 Governor's Recommendation			
	GR	Federal	Other	Total
<b>PS</b>	0	0	0	0
<b>EE</b>	0	0	0	0
<b>PSD</b>	0	0	0	0
<b>TRF</b>	0	0	0	0
<b>Total</b>	<b>0</b>	<b>0</b>	<b>0</b>	<b>0</b>
<b>FTE</b>	<b>0.00</b>	<b>0.00</b>	<b>0.00</b>	<b>0.00</b>

<b>Est. Fringe</b>	0	0	0	0
--------------------	---	---	---	---

*Note: Fringes budgeted in House Bill 5 except for certain fringes budgeted directly to MoDOT, Highway Patrol, and Conservation.*

Other Funds:

### 2. CORE DESCRIPTION

For FY 2024, a portion of the house bill sections previously referred to as Comprehensive Psychiatric Services (CPS) Medications and Facility Support are combined into Children's Facility core and program forms. All historical and FY 2023 anticipated expenditures are reported in the Children's Facility form. This core item funds the operation of Hawthorn Children's Psychiatric Hospital (HCPH) which provides psychiatric hospital inpatient and residential services to children and youth with Severe Emotional Disturbances (SED) or acute psychiatric needs whose needs cannot be met in an outpatient treatment setting. An estimate of prevalence from a January 2018 analysis\* shows approximately ten percent (10%) of all Missouri children, or 137,143 children, based upon the 2020 population estimates, could experience SED.

In response to growing referrals from social service agencies and families, the children's facility operated by the Division of Behavioral Health (DBH) is treating children with more challenging, complex, and ingrained behaviors. Many of these children are dually diagnosed with intellectual disabilities, requiring enhanced safety measures, staffing patterns and skills. In addition, many if not most of the children seeking services have experienced multiple traumatic events requiring an extensive comprehensive assessment and specific trauma focused evidence-based interventions.

This facility is currently the only certified Psychiatric Residential Treatment Facility (PRTF) and serves children and youth that cannot be treated elsewhere. HCPH is also unique in that the average length of stay is more than 50 days -- 10 times that of the average private acute care stay.

\* Williams, N. J., Scott, L., & Aarons, G. A. (2018). Prevalence of Serious Emotional Disturbance Among U.S. Children: A Meta-Analysis. *Psychiatric Services*, 69(1), 32-40.

# **CORE DECISION ITEM**

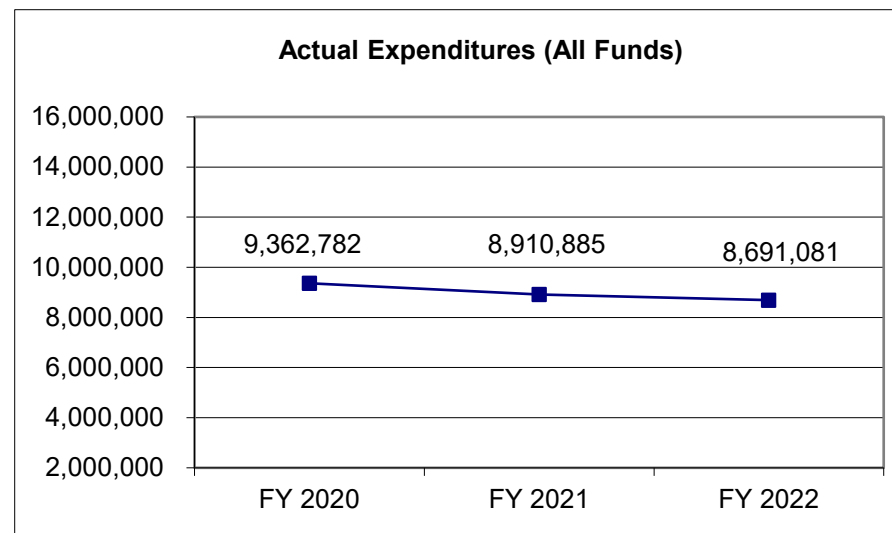
<b>Department:</b> <u>Mental Health</u>	<b>Budget Unit:</b> <u>69450C &amp; 69451C</u>
<b>Division:</b> <u>Behavioral Health</u>	
<b>Core:</b> <u>DBH State Operated Children's Facility</u>	<b>HB Section:</b> <u>10.325</u>

## **3. PROGRAM LISTING (list programs included in this core funding)**

State Operated Children's Facility

## **4. FINANCIAL HISTORY**

	<b>FY 2020 Actual</b>	<b>FY 2021 Actual</b>	<b>FY 2022 Actual</b>	<b>FY 2023 Current Yr.</b>
Appropriation (All Funds)	10,356,015	10,432,335	10,723,825	11,712,462
Less Reverted (All Funds)	(238,539)	(374,328)	(74,525)	(282,754)
Less Restricted (All Funds)*	0	0	0	0
Budget Authority (All Funds)	10,117,476	10,058,007	10,649,300	11,429,708
Actual Expenditures (All Funds)	9,362,782	8,910,885	8,691,081	N/A
Unexpended (All Funds)	754,694	1,147,122	1,958,219	N/A
Unexpended, by Fund:				
General Revenue	1,256	0	0	N/A
Federal	753,438	1,147,122	1,958,219	N/A
Other	0	0	0	N/A
	<b>(1), (3)</b>	<b>(2), (3)</b>	<b>(2), (3)</b>	



\*Current Year restricted amount is as of August 1, 2022.

Reverted includes the statutory three-percent reserve amount (when applicable).

Restricted includes any Governor's Expenditure Restrictions which remained at the end of the fiscal year (when applicable).

## **NOTES:**

(1) Lapse in General Revenue (GR) for FY 2020 is Market Rate Adjustment excess authority.

(2) Lapse for FY 2021 and FY 2022 is due to the closure of eight adolescent inpatient psychiatric beds. The ward is scheduled to open in FY 2023.

(3) For FY 2024, a portion of the house bill sections previously referred to as Comprehensive Psychiatric Services (CPS) Medications and Facility Support are combined into Children's Facility core and program forms. All historical and FY 2023 anticipated expenditures are reported in the Children's Facility form.

**CORE RECONCILIATION DETAIL**

**DEPARTMENT OF MENTAL HEALTH  
HAWTHORN CHILD PSYCH HOSP**

**5. CORE RECONCILIATION DETAIL**

				<b>Budget Class</b>	<b>FTE</b>	<b>GR</b>	<b>Federal</b>	<b>Other</b>	<b>Total</b>	<b>Explanation</b>
<b>TAFP AFTER VETOES</b>										
				PS	215.80	7,953,363	1,938,898	0	9,892,261	
				EE	0.00	1,030,146	197,901	0	1,228,047	
				<b>Total</b>	<b>215.80</b>	<b>8,983,509</b>	<b>2,136,799</b>	<b>0</b>	<b>11,120,308</b>	
<b>DEPARTMENT CORE ADJUSTMENTS</b>										
Core Reallocation	571	9387		PS	8.84	441,628	0	0	441,628	Reallocate Facility Support and Medication Cost Increases to Adult Inpatient Facilities for DBH efficiencies.
Core Reallocation	571	2067		EE	0.00	68,432	0	0	68,432	Reallocate Facility Support and Medication Cost Increases to Adult Inpatient Facilities for DBH efficiencies.
Core Reallocation	697	9387		PS	0.00	0	0	0	0	
<b>NET DEPARTMENT CHANGES</b>					<b>8.84</b>	<b>510,060</b>	<b>0</b>	<b>0</b>	<b>510,060</b>	
<b>DEPARTMENT CORE REQUEST</b>										
				PS	224.64	8,394,991	1,938,898	0	10,333,889	
				EE	0.00	1,098,578	197,901	0	1,296,479	
				<b>Total</b>	<b>224.64</b>	<b>9,493,569</b>	<b>2,136,799</b>	<b>0</b>	<b>11,630,368</b>	
<b>GOVERNOR'S RECOMMENDED CORE</b>										
				PS	224.64	8,394,991	1,938,898	0	10,333,889	
				EE	0.00	1,098,578	197,901	0	1,296,479	
				<b>Total</b>	<b>224.64</b>	<b>9,493,569</b>	<b>2,136,799</b>	<b>0</b>	<b>11,630,368</b>	

---

**CORE RECONCILIATION DETAIL**

---

DEPARTMENT OF MENTAL HEALTH  
HAWTHORN PSY HOSP OVERTIME

---

**5. CORE RECONCILIATION DETAIL**

---

	Budget Class	FTE	GR	Federal	Other	Total	Explanation
<hr/>							
TAFP AFTER VETOES	PS	0.00	74,541	7,553	0	82,094	
	<b>Total</b>	<b>0.00</b>	<b>74,541</b>	<b>7,553</b>	<b>0</b>	<b>82,094</b>	
<hr/>							
DEPARTMENT CORE REQUEST	PS	0.00	74,541	7,553	0	82,094	
	<b>Total</b>	<b>0.00</b>	<b>74,541</b>	<b>7,553</b>	<b>0</b>	<b>82,094</b>	
<hr/>							
GOVERNOR'S RECOMMENDED CORE	PS	0.00	74,541	7,553	0	82,094	
	<b>Total</b>	<b>0.00</b>	<b>74,541</b>	<b>7,553</b>	<b>0</b>	<b>82,094</b>	
<hr/>							

# REPORT 9 - FY 2024 DEPARTMENT REQUEST

# DECISION ITEM SUMMARY

Budget Unit								
Decision Item	FY 2022	FY 2022	FY 2023	FY 2023	FY 2024	FY 2024	*****	*****
Budget Object Summary	ACTUAL	ACTUAL	BUDGET	BUDGET	DEPT REQ	DEPT REQ	SECURED	SECURED
Fund	DOLLAR	FTE	DOLLAR	FTE	DOLLAR	FTE	COLUMN	COLUMN
<b>HAWTHORN CHILD PSYCH HOSP</b>								
<b>CORE</b>								
PERSONAL SERVICES								
GENERAL REVENUE	7,104,597	156.51	7,953,363	169.90	8,394,991	178.74	0	0.00
DEPT MENTAL HEALTH	0	0.00	1,938,898	45.90	1,938,898	45.90	0	0.00
TOTAL - PS	7,104,597	156.51	9,892,261	215.80	10,333,889	224.64	0	0.00
EXPENSE & EQUIPMENT								
GENERAL REVENUE	865,275	0.00	1,030,146	0.00	1,098,578	0.00	0	0.00
DEPT MENTAL HEALTH	178,580	0.00	197,901	0.00	197,901	0.00	0	0.00
TOTAL - EE	1,043,855	0.00	1,228,047	0.00	1,296,479	0.00	0	0.00
<b>TOTAL</b>	<b>8,148,452</b>	<b>156.51</b>	<b>11,120,308</b>	<b>215.80</b>	<b>11,630,368</b>	<b>224.64</b>	<b>0</b>	<b>0.00</b>
<b>DMH Increased Medication Costs - 1650005</b>								
EXPENSE & EQUIPMENT								
GENERAL REVENUE	0	0.00	0	0.00	26,669	0.00	0	0.00
TOTAL - EE	0	0.00	0	0.00	26,669	0.00	0	0.00
<b>TOTAL</b>	<b>0</b>	<b>0.00</b>	<b>0</b>	<b>0.00</b>	<b>26,669</b>	<b>0.00</b>	<b>0</b>	<b>0.00</b>
<b>DMH GOOD AND SERVICES INCREASE - 1650011</b>								
EXPENSE & EQUIPMENT								
GENERAL REVENUE	0	0.00	0	0.00	17,805	0.00	0	0.00
TOTAL - EE	0	0.00	0	0.00	17,805	0.00	0	0.00
<b>TOTAL</b>	<b>0</b>	<b>0.00</b>	<b>0</b>	<b>0.00</b>	<b>17,805</b>	<b>0.00</b>	<b>0</b>	<b>0.00</b>
<b>GRAND TOTAL</b>	<b>\$8,148,452</b>	<b>156.51</b>	<b>\$11,120,308</b>	<b>215.80</b>	<b>\$11,674,842</b>	<b>224.64</b>	<b>\$0</b>	<b>0.00</b>

9/20/22 19:26

im\_disummary

REPORT 9 - FY 2024 DEPARTMENT REQUEST

DECISION ITEM SUMMARY

Budget Unit								
Decision Item	FY 2022	FY 2022	FY 2023	FY 2023	FY 2024	FY 2024	*****	*****
Budget Object Summary	ACTUAL	ACTUAL	BUDGET	BUDGET	DEPT REQ	DEPT REQ	SECURED	SECURED
Fund	DOLLAR	FTE	DOLLAR	FTE	DOLLAR	FTE	COLUMN	COLUMN
HAWTHORN PSY HOSP OVERTIME								
CORE								
PERSONAL SERVICES								
GENERAL REVENUE	69,497	1.91	74,541	0.00	74,541	0.00	0	0.00
DEPT MENTAL HEALTH	7,553	0.19	7,553	0.00	7,553	0.00	0	0.00
TOTAL - PS	77,050	2.10	82,094	0.00	82,094	0.00	0	0.00
TOTAL	77,050	2.10	82,094	0.00	82,094	0.00	0	0.00
GRAND TOTAL	\$77,050	2.10	\$82,094	0.00	\$82,094	0.00	\$0	0.00



### FLEXIBILITY REQUEST FORM

<b>BUDGET UNIT NUMBER:</b> 69450C	<b>DEPARTMENT:</b> Mental Health
<b>BUDGET UNIT NAME:</b> Hawthorn Children's Psychiatric Hospital	<b>DIVISION:</b> Behavioral Health
<b>HOUSE BILL SECTION:</b> 10.325	

**1. Provide the amount by fund of personal service flexibility and the amount by fund of expense and equipment flexibility you are requesting in dollar and percentage terms and explain why the flexibility is needed. If flexibility is being requested among divisions, provide the amount by fund of flexibility you are requesting in dollar and percentage terms and explain why the flexibility is needed.**

#### DEPARTMENT REQUEST

The Division of Behavioral Health (DBH) is requesting 50% flexibility between PS and EE and 15% flexibility between facilities based on total GR and FED funding for FY 2024. The information below shows a 50% calculation of both the regular PS and EE FY 2024 budgets.

HB Section	PS or E&E	Budget	% Flex	Flex Amount
Hawthorn - GR	PS	\$8,394,991	50%	\$4,197,496
	EE	<u>\$1,143,052</u>	<u>50%</u>	<u>\$571,526</u>
<i>Total Request</i>		\$9,538,043	50%	\$4,769,022
Hawthorn - FED	PS	\$1,938,898	50%	\$969,449
	EE	\$104,691	50%	\$52,346
	EE	<u>\$93,210</u>	<u>50%</u>	<u>\$46,605</u>
<i>Total Request</i>		\$2,136,799	50%	\$1,068,400

**2. Estimate how much flexibility will be used for the budget year. How much flexibility was used in the Prior Year Budget and the Current Year Budget? Please specify the amount.**

PRIOR YEAR ACTUAL AMOUNT OF FLEXIBILITY USED	CURRENT YEAR ESTIMATED AMOUNT OF FLEXIBILITY THAT WILL BE USED	DEPARTMENT REQUEST ESTIMATED AMOUNT OF FLEXIBILITY THAT WILL BE USED
FY 2022 Flex Approp FY 2022 Hawthorn EE - GR (\$103,009) FY 2022 Hawthorn PS - GR \$103,009	Flexibility usage is difficult to estimate at this time.	Flexibility usage is difficult to estimate at this time.

**3. Please explain how flexibility was used in the prior year and/or current year.**

PRIOR YEAR EXPLAIN ACTUAL USE	CURRENT YEAR EXPLAIN PLANNED USE
In FY 2022, flex was utilized to transfer funds from GR EE to GR PS to cover payroll obligations.	Flexibility usage is difficult to estimate at this time.

## REPORT 10 - FY 2024 DEPARTMENT REQUEST

## DECISION ITEM DETAIL

Budget Unit	FY 2022	FY 2022	FY 2023	FY 2023	FY 2024	FY 2024	*****	*****
Decision Item	ACTUAL	ACTUAL	BUDGET	BUDGET	DEPT REQ	DEPT REQ	SECURED	SECURED
Budget Object Class	DOLLAR	FTE	DOLLAR	FTE	DOLLAR	FTE	COLUMN	COLUMN
<b>HAWTHORN CHILD PSYCH HOSP</b>								
<b>CORE</b>								
INSTITUTION SUPERINTENDENT	93,782	1.00	98,404	1.00	98,404	1.00	0	0.00
CLERK	99	0.00	11,529	1.96	0	0.00	0	0.00
MISCELLANEOUS PROFESSIONAL	523	0.02	0	0.00	0	0.00	0	0.00
DOMESTIC SERVICE WORKER	9,222	0.24	0	0.00	0	0.00	0	0.00
PSYCHIATRIST	685,165	2.88	719,912	3.00	669,476	3.00	0	0.00
MEDICAL ADMINISTRATOR	240,191	0.96	253,283	1.00	234,692	1.00	0	0.00
SPECIAL ASST PROFESSIONAL	2,469	0.05	0	0.00	0	0.00	0	0.00
DIRECT CARE AIDE	3,231	0.10	0	0.00	84,494	5.26	0	0.00
REGISTERED NURSE	11,787	0.10	0	0.00	441,628	8.84	0	0.00
NURSING CONSULTANT	7,758	0.14	0	0.00	0	0.00	0	0.00
NURSE CLINICIAN/PRACTITIONER	314	0.00	0	0.00	0	0.00	0	0.00
PHARMACIST	3,381	0.02	0	0.00	0	0.00	0	0.00
SECURITY OFFICER	7,619	0.21	11,682	1.49	11,682	1.49	0	0.00
DRIVER	1,768	0.07	0	0.00	0	0.00	0	0.00
ADMINISTRATIVE SUPPORT CLERK	54,340	1.85	66,051	2.00	65,321	2.00	0	0.00
ADMIN SUPPORT ASSISTANT	32,092	1.04	67,355	2.00	70,424	2.00	0	0.00
LEAD ADMIN SUPPORT ASSISTANT	71,238	2.10	77,909	2.00	104,025	3.00	0	0.00
ADMINISTRATIVE MANAGER	32,176	0.42	0	0.00	78,866	1.00	0	0.00
PROGRAM COORDINATOR	0	0.00	77,308	1.00	0	0.00	0	0.00
STORES/WAREHOUSE ASSOCIATE	47,441	1.42	36,242	1.00	35,172	1.00	0	0.00
STORES/WAREHOUSE SUPERVISOR	504	0.01	0	0.00	0	0.00	0	0.00
BEHAVIOR ANALYST	0	0.00	75,457	1.00	76,204	1.00	0	0.00
DIETETIC COORDINATOR	61,625	1.00	64,663	1.00	64,663	1.00	0	0.00
HEALTH INFORMATION TECHNICIAN	30,621	0.93	34,325	1.00	34,666	1.00	0	0.00
HEALTH INFO ADMINISTRATOR	47,100	0.99	49,935	1.00	49,935	1.00	0	0.00
LICENSED PRACTICAL NURSE	138,583	2.99	136,634	3.00	170,562	3.00	0	0.00
REGISTERED NURSE	941,897	15.15	1,414,659	19.00	1,417,614	19.00	0	0.00
REGISTERED NURSE SPEC/SPV	358,831	4.93	435,397	6.00	504,002	6.00	0	0.00
DIRECTOR OF NURSING	90,642	0.96	98,115	1.00	112,832	1.00	0	0.00
COUNSELOR-IN-TRAINING	28,665	0.69	40,313	1.00	0	0.00	0	0.00
LIC PROFESSIONAL COUNSELOR	123,483	2.48	126,052	2.75	158,589	2.75	0	0.00
PSYCHOLOGIST	0	0.00	53,347	0.65	0	0.00	0	0.00

9/20/22 19:27

im\_didetail

# REPORT 10 - FY 2024 DEPARTMENT REQUEST

# DECISION ITEM DETAIL

Budget Unit	FY 2022	FY 2022	FY 2023	FY 2023	FY 2024	FY 2024	*****	*****
Decision Item	ACTUAL	ACTUAL	BUDGET	BUDGET	DEPT REQ	DEPT REQ	SECURED	SECURED
Budget Object Class	DOLLAR	FTE	DOLLAR	FTE	DOLLAR	FTE	COLUMN	COLUMN
<b>HAWTHORN CHILD PSYCH HOSP</b>								
<b>CORE</b>								
SENIOR PSYCHOLOGIST	185,937	2.41	202,495	2.50	203,095	2.50	0	0.00
QUALITY IMPROVEMENT SPECIALIST	47,588	1.00	49,935	1.00	49,935	1.00	0	0.00
THERAPEUTIC SERVICES WORKER	0	0.00	30,180	1.00	32,219	1.00	0	0.00
SR THERAPEUTIC SERVICES WORKER	16,415	0.50	64,176	2.00	70,470	2.00	0	0.00
RECREATION/MUSIC THERAPIST	79,880	1.92	87,168	2.00	87,652	2.00	0	0.00
RECREATION/MUSIC THERAPIST SPV	0	0.00	464	0.00	0	0.00	0	0.00
THERAPEUTIC SERVICES MANAGER	52,659	0.96	57,610	1.00	54,035	1.00	0	0.00
SUPPORT CARE ASSISTANT	1,134,470	38.95	2,340,715	74.00	2,327,635	73.00	0	0.00
SENIOR SUPPORT CARE ASSISTANT	435,115	13.58	448,706	13.00	462,456	13.00	0	0.00
SUPERVISING SUPPORT CARE ASST	314,974	9.08	407,370	11.00	441,193	11.00	0	0.00
TREATMENT SUPERVISOR	0	0.00	580	0.00	0	0.00	0	0.00
TREATMENT MANAGER	111,038	1.53	159,673	2.00	62,153	1.00	0	0.00
CLINICAL CASEWORKER	16,651	0.50	0	0.00	35,190	1.00	0	0.00
SENIOR CLINICAL CASEWORKER	39,543	0.96	88,976	2.00	42,944	1.00	0	0.00
LICENSED CLINICAL SOCIAL WKR	237,204	4.50	358,239	6.45	266,869	4.80	0	0.00
CLINICAL SOCIAL WORK SPV/SPEC	173,687	2.88	189,731	3.00	186,444	3.00	0	0.00
CUSTODIAL ASSISTANT	54,627	2.23	116,410	4.00	62,400	2.00	0	0.00
CUSTODIAL WORKER	107,015	4.15	88,003	3.00	156,000	5.00	0	0.00
CUSTODIAL MANAGER	30,710	0.96	34,234	1.00	33,562	1.00	0	0.00
FOOD SERVICE ASSISTANT	58,960	2.37	87,428	3.00	124,800	4.00	0	0.00
FOOD SERVICE WORKER	71,135	2.65	119,056	4.00	124,800	4.00	0	0.00
FOOD SERVICE SUPERVISOR	61,528	1.96	70,440	2.00	70,879	2.00	0	0.00
EDUCATION ASSISTANT	39,845	1.44	91,782	3.00	93,600	3.00	0	0.00
EDUCATION SPECIALIST	160,831	3.08	274,615	5.00	274,615	5.00	0	0.00
EDUCATION PROGRAM MANAGER	57,822	0.97	62,371	1.00	63,617	1.00	0	0.00
STAFF DEV TRAINING SPECIALIST	1,961	0.04	0	0.00	0	0.00	0	0.00
ACCOUNTS ASSISTANT	53,416	1.79	64,431	2.00	66,074	2.00	0	0.00
SENIOR ACCOUNTS ASSISTANT	31,095	0.96	34,196	1.00	34,121	1.00	0	0.00
ACCOUNTS SUPERVISOR	50,053	0.96	54,921	1.00	54,921	1.00	0	0.00
HUMAN RESOURCES ASSISTANT	32,667	1.00	33,562	1.00	36,301	1.00	0	0.00
HUMAN RESOURCES GENERALIST	46,300	1.11	43,262	1.00	44,961	1.00	0	0.00
BENEFIT PROGRAM SPECIALIST	33,336	1.00	35,172	1.00	35,172	1.00	0	0.00

9/20/22 19:27

im\_didetail

# REPORT 10 - FY 2024 DEPARTMENT REQUEST

# DECISION ITEM DETAIL

Budget Unit	FY 2022	FY 2022	FY 2023	FY 2023	FY 2024	FY 2024	*****	*****
Decision Item	ACTUAL	ACTUAL	BUDGET	BUDGET	DEPT REQ	DEPT REQ	SECURED	SECURED
Budget Object Class	DOLLAR	FTE	DOLLAR	FTE	DOLLAR	FTE	COLUMN	COLUMN
<b>HAWTHORN CHILD PSYCH HOSP</b>								
<b>CORE</b>								
SECURITY OFFICER	167,121	5.79	183,516	6.00	187,200	6.00	0	0.00
SECURITY SUPERVISOR	35,161	1.09	34,125	1.00	34,125	1.00	0	0.00
DRIVER	39,306	1.44	30,147	1.00	31,200	1.00	0	0.00
<b>TOTAL - PS</b>	<b>7,104,597</b>	<b>156.51</b>	<b>9,892,261</b>	<b>215.80</b>	<b>10,333,889</b>	<b>224.64</b>	<b>0</b>	<b>0.00</b>
TRAVEL, IN-STATE	712	0.00	3,165	0.00	3,165	0.00	0	0.00
TRAVEL, OUT-OF-STATE	0	0.00	1,000	0.00	1,000	0.00	0	0.00
SUPPLIES	222,244	0.00	304,589	0.00	304,589	0.00	0	0.00
PROFESSIONAL DEVELOPMENT	23,538	0.00	33,287	0.00	33,287	0.00	0	0.00
COMMUNICATION SERV & SUPP	53,126	0.00	61,000	0.00	61,000	0.00	0	0.00
PROFESSIONAL SERVICES	640,084	0.00	663,699	0.00	787,131	0.00	0	0.00
HOUSEKEEPING & JANITORIAL SERV	34,841	0.00	29,994	0.00	29,994	0.00	0	0.00
M&R SERVICES	11,918	0.00	10,993	0.00	10,993	0.00	0	0.00
OFFICE EQUIPMENT	0	0.00	5,000	0.00	5,000	0.00	0	0.00
OTHER EQUIPMENT	54,186	0.00	100,084	0.00	54,084	0.00	0	0.00
PROPERTY & IMPROVEMENTS	0	0.00	1,000	0.00	1,000	0.00	0	0.00
BUILDING LEASE PAYMENTS	0	0.00	200	0.00	200	0.00	0	0.00
EQUIPMENT RENTALS & LEASES	135	0.00	3,036	0.00	1,036	0.00	0	0.00
MISCELLANEOUS EXPENSES	3,071	0.00	11,000	0.00	4,000	0.00	0	0.00
<b>TOTAL - EE</b>	<b>1,043,855</b>	<b>0.00</b>	<b>1,228,047</b>	<b>0.00</b>	<b>1,296,479</b>	<b>0.00</b>	<b>0</b>	<b>0.00</b>
<b>GRAND TOTAL</b>	<b>\$8,148,452</b>	<b>156.51</b>	<b>\$11,120,308</b>	<b>215.80</b>	<b>\$11,630,368</b>	<b>224.64</b>	<b>\$0</b>	<b>0.00</b>
<b>GENERAL REVENUE</b>	<b>\$7,969,872</b>	<b>156.51</b>	<b>\$8,983,509</b>	<b>169.90</b>	<b>\$9,493,569</b>	<b>178.74</b>		<b>0.00</b>
<b>FEDERAL FUNDS</b>	<b>\$178,580</b>	<b>0.00</b>	<b>\$2,136,799</b>	<b>45.90</b>	<b>\$2,136,799</b>	<b>45.90</b>		<b>0.00</b>
<b>OTHER FUNDS</b>	<b>\$0</b>	<b>0.00</b>	<b>\$0</b>	<b>0.00</b>	<b>\$0</b>	<b>0.00</b>		<b>0.00</b>

9/20/22 19:27

im\_didetail

# REPORT 10 - FY 2024 DEPARTMENT REQUEST

# DECISION ITEM DETAIL

Budget Unit	FY 2022	FY 2022	FY 2023	FY 2023	FY 2024	FY 2024	*****	*****
Decision Item	ACTUAL	ACTUAL	BUDGET	BUDGET	DEPT REQ	DEPT REQ	SECURED	SECURED
Budget Object Class	DOLLAR	FTE	DOLLAR	FTE	DOLLAR	FTE	COLUMN	COLUMN
<b>HAWTHORN PSY HOSP OVERTIME</b>								
<b>CORE</b>								
DIRECT CARE AIDE	26	0.00	0	0.00	0	0.00	0	0.00
ADMIN SUPPORT ASSISTANT	7	0.00	0	0.00	0	0.00	0	0.00
LEAD ADMIN SUPPORT ASSISTANT	17	0.00	0	0.00	0	0.00	0	0.00
STORES/WAREHOUSE ASSOCIATE	1,161	0.04	0	0.00	0	0.00	0	0.00
HEALTH INFO ADMINISTRATOR	689	0.01	0	0.00	0	0.00	0	0.00
LICENSED PRACTICAL NURSE	620	0.01	0	0.00	0	0.00	0	0.00
REGISTERED NURSE	19,711	0.30	0	0.00	0	0.00	0	0.00
REGISTERED NURSE SPEC/SPV	6,130	0.08	0	0.00	0	0.00	0	0.00
COUNSELOR-IN-TRAINING	144	0.00	0	0.00	0	0.00	0	0.00
SUPPORT CARE ASSISTANT	19,409	0.69	0	0.00	0	0.00	0	0.00
SENIOR SUPPORT CARE ASSISTANT	16,348	0.54	0	0.00	0	0.00	0	0.00
SUPERVISING SUPPORT CARE ASST	3,212	0.10	0	0.00	0	0.00	0	0.00
LICENSED CLINICAL SOCIAL WKR	149	0.00	0	0.00	0	0.00	0	0.00
CUSTODIAL ASSISTANT	518	0.02	0	0.00	0	0.00	0	0.00
CUSTODIAL WORKER	414	0.02	0	0.00	0	0.00	0	0.00
FOOD SERVICE WORKER	805	0.03	0	0.00	0	0.00	0	0.00
EDUCATION SPECIALIST	467	0.01	0	0.00	0	0.00	0	0.00
STAFF DEV TRAINING SPECIALIST	109	0.00	0	0.00	0	0.00	0	0.00
SENIOR ACCOUNTS ASSISTANT	296	0.01	0	0.00	0	0.00	0	0.00
HUMAN RESOURCES GENERALIST	904	0.02	0	0.00	0	0.00	0	0.00
SECURITY OFFICER	3,763	0.14	0	0.00	0	0.00	0	0.00
SECURITY SUPERVISOR	417	0.01	0	0.00	0	0.00	0	0.00
DRIVER	1,734	0.07	0	0.00	0	0.00	0	0.00
OTHER	0	0.00	82,094	0.00	82,094	0.00	0	0.00
<b>TOTAL - PS</b>	<b>77,050</b>	<b>2.10</b>	<b>82,094</b>	<b>0.00</b>	<b>82,094</b>	<b>0.00</b>	<b>0</b>	<b>0.00</b>
<b>GRAND TOTAL</b>	<b>\$77,050</b>	<b>2.10</b>	<b>\$82,094</b>	<b>0.00</b>	<b>\$82,094</b>	<b>0.00</b>	<b>\$0</b>	<b>0.00</b>
<b>GENERAL REVENUE</b>	<b>\$69,497</b>	<b>1.91</b>	<b>\$74,541</b>	<b>0.00</b>	<b>\$74,541</b>	<b>0.00</b>		<b>0.00</b>
<b>FEDERAL FUNDS</b>	<b>\$7,553</b>	<b>0.19</b>	<b>\$7,553</b>	<b>0.00</b>	<b>\$7,553</b>	<b>0.00</b>		<b>0.00</b>
<b>OTHER FUNDS</b>	<b>\$0</b>	<b>0.00</b>	<b>\$0</b>	<b>0.00</b>	<b>\$0</b>	<b>0.00</b>		<b>0.00</b>

9/20/22 19:27

im\_didetail

## PROGRAM DESCRIPTION

Department: Mental Health

HB Section(s): 10.325

Program Name: State Operated Children's Facility

Program is found in the following core budget(s): DBH State Operated Children's Facility

**1a. What strategic priority does this program address?**

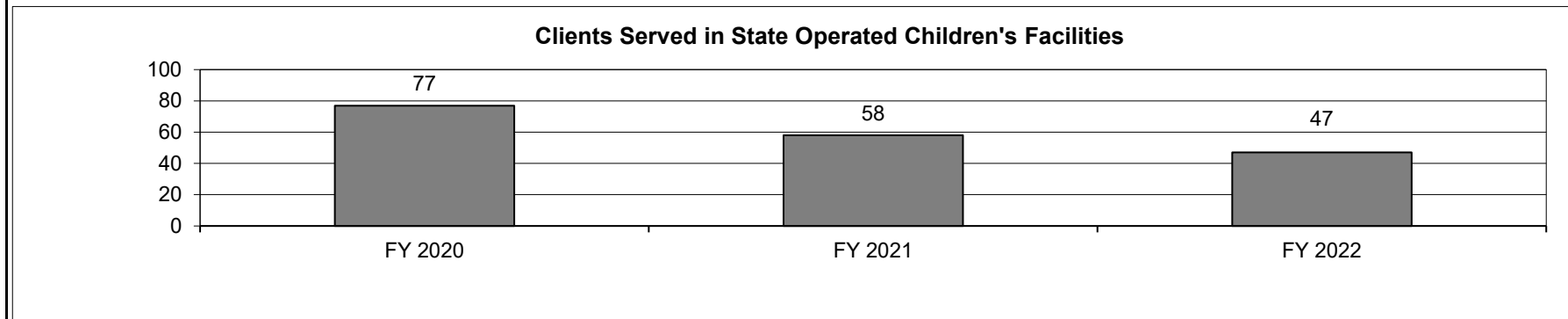
Provide treatments, habilitation and support services to individuals in state-operated programs.

**1b. What does this program do?**

Hawthorn Children's Psychiatric Hospital (HCPH) is a Joint Commission accredited 44 bed certified Psychiatric Residential Treatment Facility (PRTF) that provides inpatient and residential treatment programs for children 6-18 years of age who have acute and severe psychiatric problems. HCPH uses an interdisciplinary team approach to address the medical, psychological, social, educational, vocational and recreational needs of the child. This involvement may include family counseling and parent training designed to complement services the child receives. The goal is to enable the child to reach their full potential and return to the community.

An inpatient placement is the most restrictive setting on the children's continuum of care.

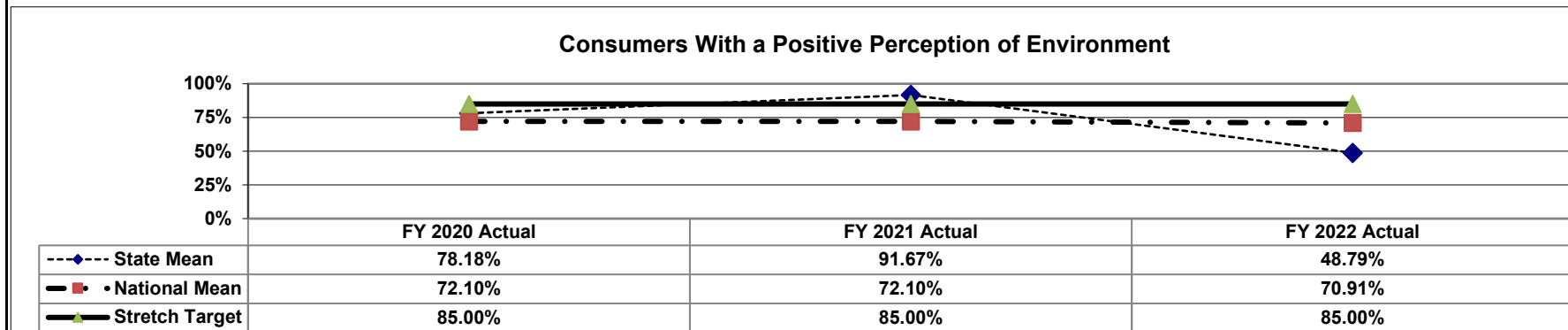
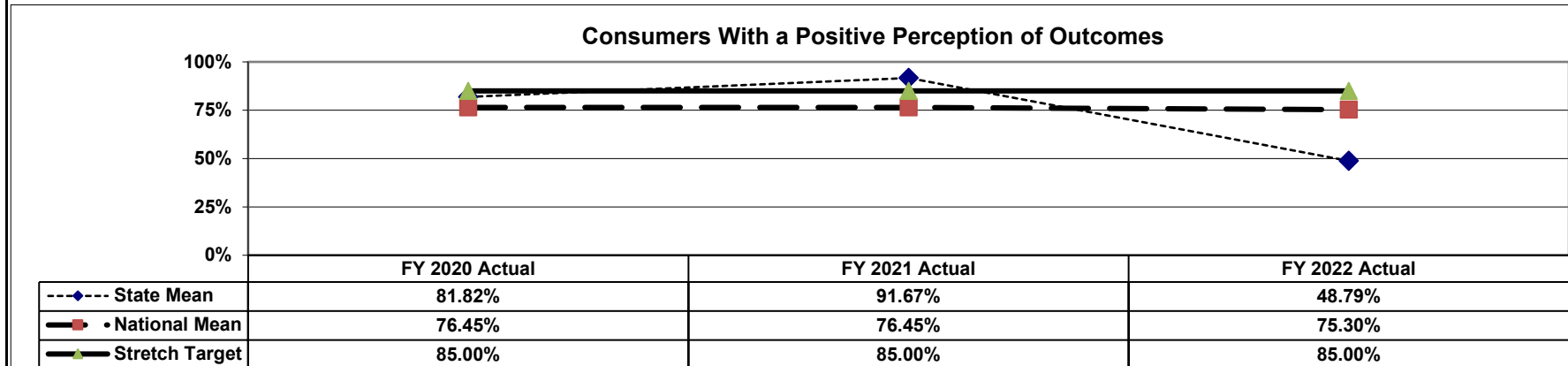
**2a. Provide an activity measure(s) for the program.**



**Note:** This graph represents an unduplicated count of clients served. The decline of client count is directly associated with the increasing lengths of stay for children/youth served with a higher clinical acuity levels, COVID-19 related staffing shortages, and COVID-19 mitigation plans impacting admissions and discharges.

## PROGRAM DESCRIPTION

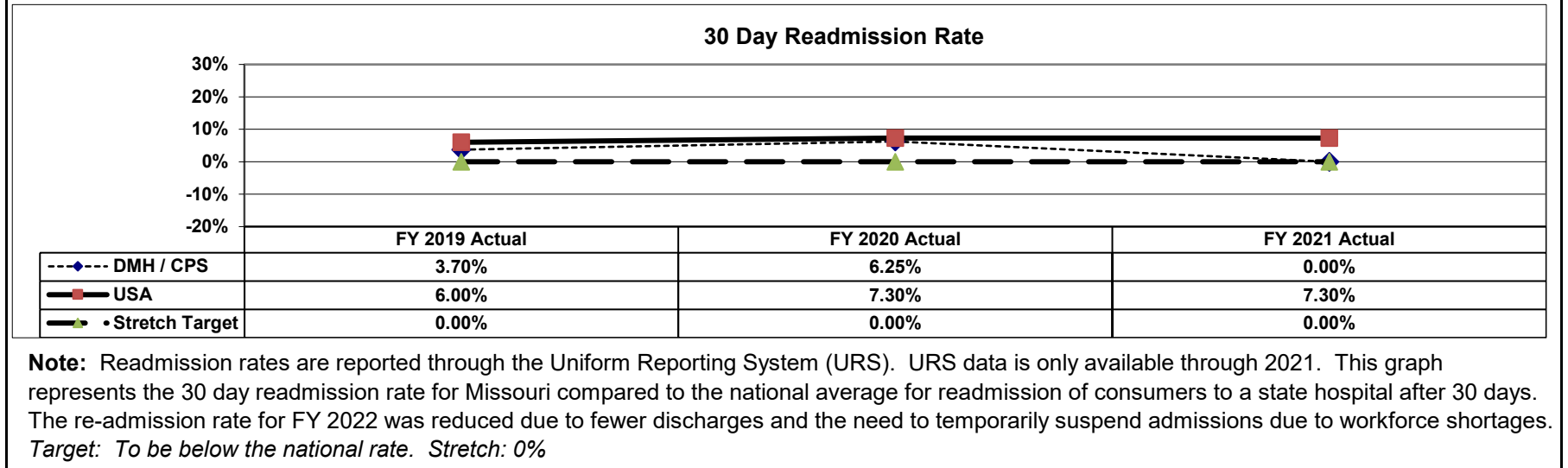
**Department:** Mental Health **HB Section(s):** 10.325  
**Program Name:** State Operated Children's Facility  
**Program is found in the following core budget(s):** DBH State Operated Children's Facility  
**2b. Provide a measure(s) of the program's quality.**



**Note:** The two graphs above represent the percent of clients at discharge or annual review who respond positively to the Client Perception of Outcomes and Facility Environment domains on the Inpatient Consumer Survey. The national mean includes all adult and children's facilities reporting. Declines on patient satisfaction measures in FY2022 appears related to frustrations with requirements for quarantines and restrictions due to COVID. *Target: Base - Exceed national mean; Stretch - 85%*

## PROGRAM DESCRIPTION

<b>Department:</b> <u>Mental Health</u>	<b>HB Section(s):</b> <u>10.325</u>
<b>Program Name:</b> <u>State Operated Children's Facility</u>	
<b>Program is found in the following core budget(s):</b> <u>DBH State Operated Children's Facility</u>	
<b>2c. Provide a measure(s) of the program's impact.</b>	





## PROGRAM DESCRIPTION

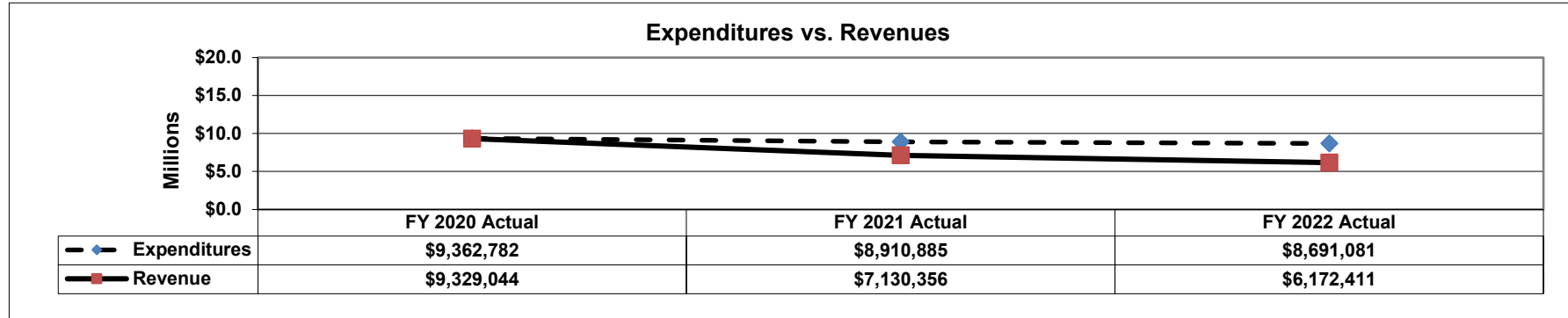
Department: Mental Health

HB Section(s): 10.325


Program Name: State Operated Children's Facility

Program is found in the following core budget(s): DBH State Operated Children's Facility

2d. Provide a measure(s) of the program's efficiency.



**Note:** Revenues represent all third party reimbursements and the 60% federal reimbursement for Disproportionate Share (DSH) claim. Expenditures do not include fringe. Declining revenues in FY22 have resulted from lowered bed utilization due to staffing shortages related to COVID.



**Note:** Cost per bed day is increasing due the acuity of patients requiring higher staffing ratios and the temporary reduction in the number of beds available.

## PROGRAM DESCRIPTION

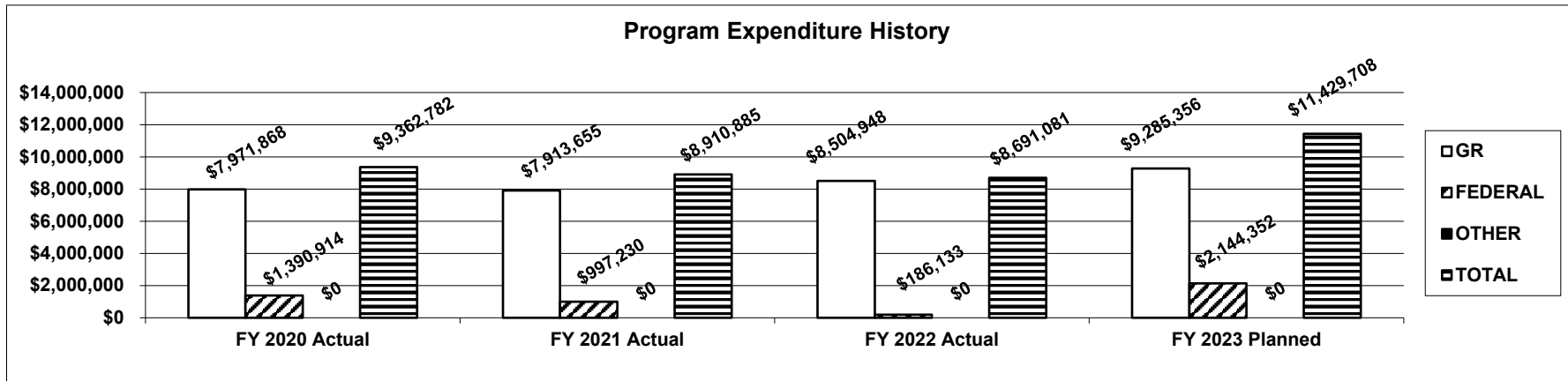
Department: Mental Health

HB Section(s): 10.325

Program Name: State Operated Children's Facility

Program is found in the following core budget(s): DBH State Operated Children's Facility

3. Provide actual expenditures for the prior three fiscal years and planned expenditures for the current fiscal year. (Note: Amounts do not include fringe benefit costs.)



**Note:** For FY 2024, a portion of the house bill sections previously referred to as Comprehensive Psychiatric Services (CPS) Medications and Facility Support are combined into Children's Facility core and program forms. All historical and anticipated expenditures are reflected in the above graph.

4. What are the sources of the "Other " funds?

None.

5. What is the authorization for this program, i.e., federal or state statute, etc.? (Include the federal program number, if applicable.)

Sections 632.010.1 and 632.010.2(1), RSMo.

6. Are there federal matching requirements? If yes, please explain.

Inpatient facilities provide General Revenue (GR) match for MO HealthNet eligible services through the certification of GR expenses - no additional match is required. Also, the cost associated with the operation of Hawthorn significantly impacts the reimbursement made by MO HealthNet under the federal disproportionate share hospital (DSH) requirements.

7. Is this a federally mandated program? If yes, please explain.

No

# Section Totals



**FY 2024 DEPARTMENT REQUEST  
DIVISION OF BEHAVIORAL HEALTH - SUBSTANCE USE DISORDER**

<b>FUND NAME</b>	<b>FUND</b>	<b>CORE AMOUNT</b>	<b>CORE FTE</b>	<b>NEW DI AMOUNT</b>	<b>NEW DI FTE</b>	<b>TOTAL AMOUNT</b>	<b>TOTAL FTE</b>
GENERAL REVENUE	0101	\$238,107,858	65.31	\$43,486,719	0.00	\$281,594,577	65.31
FEDERAL	0148	\$585,812,998	47.97	\$41,291,980	0.00	\$627,104,978	47.97
FEDERAL - XXI CHILDREN'S HEALTH INSURANCE PROGRAM FUND	0159	\$21,081,206	0.00	\$0	0.00	\$21,081,206	0.00
FEDERAL - STATE EMERGENCY MANAGEMENT FEDERAL STIMULUS FUND	2335	\$0	0.00	\$0	0.00	\$0	0.00
FEDERAL - DMH FEDERAL STIMULUS FUND	2345	\$0	0.00	\$0	0.00	\$0	0.00
FEDERAL - HCBS FMAP ENHANCEMENT FUND	2444	\$0	0.00	\$0	0.00	\$0	0.00
FEDERAL - AMERICAN RESCUE PLAN ACT (ARPA) FUND	2455	\$26,773,149	0.00	\$0	0.00	\$26,773,149	0.00
FEDERAL - FMAP ENHANCEMENT FUND	0181	\$0	0.00	\$0	0.00	\$0	0.00
FEDERAL - BUDGET STABILIZATION FUND	0522	\$0	0.00	\$0	0.00	\$0	0.00
MENTAL HEALTH INTERAGENCY PAYMENT FUND	0109	\$1,920,572	0.00	\$0	0.00	\$1,920,572	0.00
MENTAL HEALTH INTERGOVERNMENTAL TRANSFER FUND	0147	\$0	0.00	\$0	0.00	\$0	0.00
COMPULSIVE GAMBLERS FUND	0249	\$153,606	0.00	\$0	0.00	\$153,606	0.00
HEALTH INITIATIVES FUND	0275	\$6,358,869	6.00	\$0	0.00	\$6,358,869	6.00
MENTAL HEALTH EARNINGS FUND	0288	\$7,470,377	0.00	\$0	0.00	\$7,470,377	0.00
HABILITATION CENTER ROOM AND BOARD FUND	0435	\$0	0.00	\$0	0.00	\$0	0.00
INMATE REVOLVING FUND	0540	\$3,513,779	0.00	\$0	0.00	\$3,513,779	0.00
OPIOID TREATMENT AND RECOVERY FUND	0705	\$12,000,000	0.00	\$0	0.00	\$12,000,000	0.00
DEBT OFFSET ESCROW FUND	0753	\$0	0.00	\$0	0.00	\$0	0.00
ABANDONED TRANSFER FUND	0863	\$0	0.00	\$0	0.00	\$0	0.00
INTERMEDIATE CARE FACILITIES FOR INDIVIDUALS WITH INTELLECTUAL DISABILITIES FUND	0901	\$0	0.00	\$0	0.00	\$0	0.00
MENTAL HEALTH TRUST FUND	0926	\$0	0.00	\$0	0.00	\$0	0.00
MENTAL HEALTH LOCAL TAX MATCH FUND	0930	\$4,797,557	0.00	\$0	0.00	\$4,797,557	0.00
<b>TOTAL</b>		<b>\$907,989,971</b>	<b>119.28</b>	<b>\$84,778,699</b>	<b>0.00</b>	<b>\$992,768,670</b>	<b>119.28</b>

These totals include the following funds: Mental Health Interagency Payment Fund and Debt Offset Escrow. These are considered double appropriations in the State budget and therefore are not included in the Governor's Executive Budget.

**FY 2024 DEPARTMENT REQUEST  
DIVISION OF BEHAVIORAL HEALTH - MENTAL HEALTH**

FUND NAME	FUND	CORE AMOUNT	CORE FTE	NEW DI AMOUNT	NEW DI FTE	TOTAL AMOUNT	TOTAL FTE
GENERAL REVENUE	0101	\$223,999,306	3,716.11	\$3,641,622	0.00	\$227,640,928	3,716.11
FEDERAL	0148	\$11,554,511	95.85	\$0	0.00	\$11,554,511	95.85
FEDERAL - XXI CHILDREN'S HEALTH INSURANCE PROGRAM FUND	0159	\$400,184	0.00	\$0	0.00	\$400,184	0.00
FEDERAL - STATE EMERGENCY MANAGEMENT FEDERAL STIMULUS FUND	2335	\$0	0.00	\$0	0.00	\$0	0.00
FEDERAL - DMH FEDERAL STIMULUS FUND	2345	\$0	0.00	\$0	0.00	\$0	0.00
FEDERAL - HCBS FMAP ENHANCEMENT FUND	2444	\$0	0.00	\$0	0.00	\$0	0.00
FEDERAL - AMERICAN RESCUE PLAN ACT (ARPA) FUND	2455	\$0	0.00	\$0	0.00	\$0	0.00
FEDERAL - FMAP ENHANCEMENT FUND	0181	\$0	0.00	\$0	0.00	\$0	0.00
FEDERAL - BUDGET STABILIZATION FUND	0522	\$0	0.00	\$0	0.00	\$0	0.00
MENTAL HEALTH INTERAGENCY PAYMENT FUND	0109	\$0	0.00	\$0	0.00	\$0	0.00
MENTAL HEALTH INTERGOVERNMENTAL TRANSFER FUND	0147	\$0	0.00	\$0	0.00	\$0	0.00
COMPULSIVE GAMBLERS FUND	0249	\$0	0.00	\$0	0.00	\$0	0.00
HEALTH INITIATIVES FUND	0275	\$0	0.00	\$0	0.00	\$0	0.00
MENTAL HEALTH EARNINGS FUND	0288	\$1,378,577	5.00	\$0	0.00	\$1,378,577	5.00
HABILITATION CENTER ROOM AND BOARD FUND	0435	\$0	0.00	\$0	0.00	\$0	0.00
INMATE REVOLVING FUND	0540	\$0	0.00	\$0	0.00	\$0	0.00
OPIOID TREATMENT AND RECOVERY FUND	0705	\$0	0.00	\$0	0.00	\$0	0.00
DEBT OFFSET ESCROW FUND	0753	\$0	0.00	\$0	0.00	\$0	0.00
ABANDONED TRANSFER FUND	0863	\$0	0.00	\$0	0.00	\$0	0.00
INTERMEDIATE CARE FACILITIES FOR INDIVIDUALS WITH INTELLECTUAL DISABILITIES FUND	0901	\$0	0.00	\$0	0.00	\$0	0.00
MENTAL HEALTH TRUST FUND	0926	\$86,299	2.00	\$0	0.00	\$86,299	2.00
MENTAL HEALTH LOCAL TAX MATCH FUND	0930	\$0	0.00	\$0	0.00	\$0	0.00
<b>TOTAL</b>		<b>\$237,418,877</b>	<b>3,818.96</b>	<b>\$3,641,622</b>	<b>0.00</b>	<b>\$241,060,499</b>	<b>3,818.96</b>

These totals include the following funds: Mental Health Interagency Payment Fund and Debt Offset Escrow. These are considered double appropriations in the State budget and therefore are not included in the Governor's Executive Budget.

**DD**





# **DD Admin**



## CORE DECISION ITEM

<b>Department:</b> Mental Health	<b>Budget Unit</b> 74105C
<b>Division:</b> Developmental Disabilities	
<b>Core:</b> Administration	<b>HB Section</b> 10.400

### 1. CORE FINANCIAL SUMMARY

	FY 2024 Budget Request			
	GR	Federal	Other	Total
PS	1,500,350	324,020	0	1,824,370
EE	59,361	761,400	0	820,761
PSD	0	0	0	0
TRF	0	0	0	0
<b>Total</b>	<b>1,559,711</b>	<b>1,085,420</b>	<b>0</b>	<b>2,645,131</b>

<b>FTE</b>	<b>24.37</b>	<b>5.00</b>	<b>0.00</b>	<b>29.37</b>
------------	--------------	-------------	-------------	--------------

<b>Est. Fringe</b>	839,266	177,555	0	1,016,821
--------------------	---------	---------	---	-----------

*Note: Fringes budgeted in House Bill 5 except for certain fringes budgeted directly to MoDOT, Highway Patrol, and Conservation.*

	FY 2024 Governor's Recommendation			
	GR	Federal	Other	Total
PS	0	0	0	0
EE	0	0	0	0
PSD	0	0	0	0
TRF	0	0	0	0
<b>Total</b>	<b>0</b>	<b>0</b>	<b>0</b>	<b>0</b>

<b>FTE</b>	<b>0.00</b>	<b>0.00</b>	<b>0.00</b>	<b>0.00</b>
------------	-------------	-------------	-------------	-------------

<b>Est. Fringe</b>	0	0	0	0
--------------------	---	---	---	---

*Note: Fringes budgeted in House Bill 5 except for certain fringes budgeted directly to MoDOT, Highway Patrol, and Conservation.*

Other Funds: None.

Other Funds:

### 2. CORE DESCRIPTION

The Division of Developmental Disabilities (DD) has the responsibility to ensure that evaluation, care, habilitation and rehabilitation services are accessible to Missouri citizens with developmental disabilities. In order to carry out its mission, the Division of DD purchases and provides services to persons with developmental disabilities through regional offices and state operated services. These facilities serve approximately 40,895 individuals, and the Division of DD's budget includes 3,137 appropriated staff who require administrative and technical support from the Division of DD. This core provides funding for personal services and expense and equipment for administrative staff who are essential in overseeing all statewide programs through establishing policies, procedures, and providing support to the Division of DD's facilities and contract providers.

### 3. PROGRAM LISTING (list programs included in this core funding)

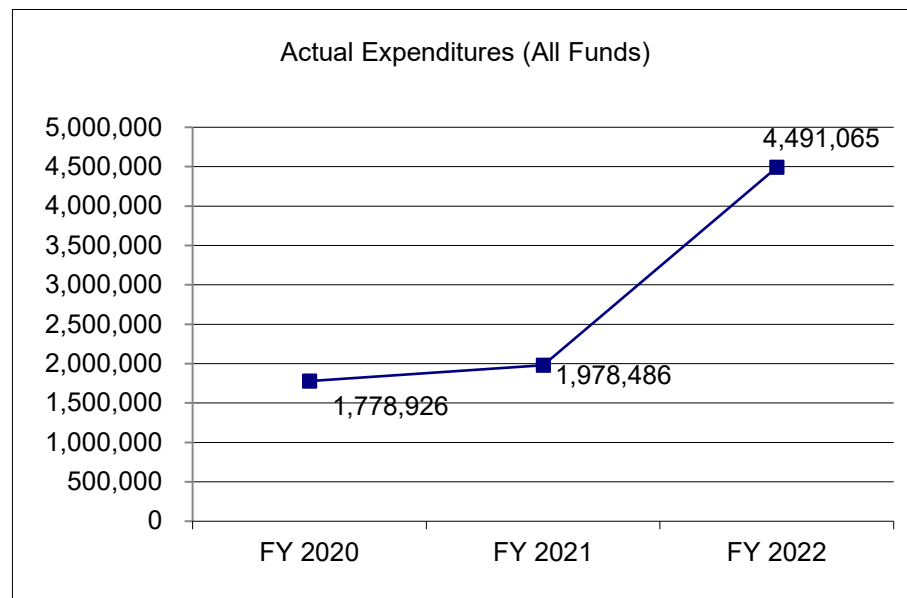
DD Administration

# **CORE DECISION ITEM**

<b>Department:</b>	<b>Mental Health</b>	<b>Budget Unit</b>	<b>74105C</b>
<b>Division:</b>	<b>Developmental Disabilities</b>		
<b>Core:</b>	<b>Administration</b>	<b>HB Section</b>	<b>10.400</b>

## **4. FINANCIAL HISTORY**

	<b>FY 2020 Actual</b>	<b>FY 2021 Actual</b>	<b>FY 2022 Actual</b>	<b>FY 2023 Current Yr.</b>
Appropriation (All Funds)	2,484,754	3,232,106	6,993,350	2,645,131
Less Reverted (All Funds)	(42,507)	(42,851)	(66,103)	(46,792)
Less Restricted (All Funds)*	0	0	0	0
Budget Authority (All Funds)	2,442,247	3,189,255	6,927,247	2,598,339
Actual Expenditures (All Funds)	1,778,926	1,978,486	4,491,065	N/A
Unexpended (All Funds)	663,321	1,210,769	2,436,182	N/A
Unexpended, by Fund:				
General Revenue	11,593	0	644,637	N/A
Federal	652,208	1,210,769	1,791,545	N/A
Other	0	0	0	N/A
	<b>(1), (2), (3)</b>	<b>(1), (4)</b>	<b>(1), (5)</b>	



\*Current Year restricted amount is as of August 1, 2022.

Reverted includes the statutory three-percent reserve amount (when applicable).

Restricted includes any Governor's Expenditure Restrictions which remained at the end of the fiscal year (when applicable).

## **NOTES:**

- (1) Lapse amounts for Federal funds occurred as a result of lower collections to support funding authority.
- (2) Unexpended General Revenue funds in FY 2020 is due to reduced fourth quarter allotments.
- (3) FY 2020 Appropriation amount includes \$700,000 federal authority appropriated for a multi-year timekeeping system across state-operated services.
- (4) FY 2021 Appropriation amount includes \$720,000 in CARES Act Funds which were appropriated to DMH/Division of DD for telehealth services; however this appropriation in DMH's budget is not being used as telehealth expenses are utilizing a CARES Act Fund in House Bill 8 instead.
- (5) FY 2022 Appropriation amount includes \$4,464,000 in one-time funding for DMH/Division of DD for telehealth services as well as a one-time reduction of \$720,000 for unused telehealth authority appropriated in FY 2021. Unexpended DD telehealth authority is shown due to its move to waiver services in January 2022. Individuals authorized for this service will now see expenditures paid from Community Programs appropriations in HB 10.410.

**CORE RECONCILIATION DETAIL**

**DEPARTMENT OF MENTAL HEALTH  
DD ADMIN**

**5. CORE RECONCILIATION DETAIL**

				<b>Budget Class</b>	<b>FTE</b>	<b>GR</b>	<b>Federal</b>	<b>Other</b>	<b>Total</b>	<b>Explanation</b>
<b>TAFP AFTER VETOES</b>										
				PS	29.37	1,500,350	324,020	0	1,824,370	
				EE	0.00	59,361	761,400	0	820,761	
				<b>Total</b>	<b>29.37</b>	<b>1,559,711</b>	<b>1,085,420</b>	<b>0</b>	<b>2,645,131</b>	
<b>DEPARTMENT CORE ADJUSTMENTS</b>										
Core Reallocation	410	1911		PS	0.00	0	0	0	(0)	
Core Reallocation	413	1913		PS	(0.00)	0	0	0	0	
<b>NET DEPARTMENT CHANGES</b>					<b>(0.00)</b>	<b>0</b>	<b>0</b>	<b>0</b>	<b>0</b>	
<b>DEPARTMENT CORE REQUEST</b>										
				PS	29.37	1,500,350	324,020	0	1,824,370	
				EE	0.00	59,361	761,400	0	820,761	
				<b>Total</b>	<b>29.37</b>	<b>1,559,711</b>	<b>1,085,420</b>	<b>0</b>	<b>2,645,131</b>	
<b>GOVERNOR'S RECOMMENDED CORE</b>										
				PS	29.37	1,500,350	324,020	0	1,824,370	
				EE	0.00	59,361	761,400	0	820,761	
				<b>Total</b>	<b>29.37</b>	<b>1,559,711</b>	<b>1,085,420</b>	<b>0</b>	<b>2,645,131</b>	

# REPORT 9 - FY 2024 DEPARTMENT REQUEST

# DECISION ITEM SUMMARY

Budget Unit								
Decision Item	FY 2022	FY 2022	FY 2023	FY 2023	FY 2024	FY 2024	*****	*****
Budget Object Summary	ACTUAL	ACTUAL	BUDGET	BUDGET	DEPT REQ	DEPT REQ	SECURED	SECURED
Fund	DOLLAR	FTE	DOLLAR	FTE	DOLLAR	FTE	COLUMN	COLUMN
<b>DD ADMIN</b>								
<b>CORE</b>								
PERSONAL SERVICES								
GENERAL REVENUE	1,344,853	22.08	1,500,350	24.37	1,500,350	24.37	0	0.00
DEPT MENTAL HEALTH	283,501	4.22	324,020	5.00	324,020	5.00	0	0.00
TOTAL - PS	1,628,354	26.30	1,824,370	29.37	1,824,370	29.37	0	0.00
EXPENSE & EQUIPMENT								
GENERAL REVENUE	56,575	0.00	59,361	0.00	59,361	0.00	0	0.00
DEPT MENTAL HEALTH	306,440	0.00	761,400	0.00	761,400	0.00	0	0.00
TOTAL - EE	363,015	0.00	820,761	0.00	820,761	0.00	0	0.00
PROGRAM-SPECIFIC								
GENERAL REVENUE	91,260	0.00	0	0.00	0	0.00	0	0.00
DEPT MENTAL HEALTH	180,422	0.00	0	0.00	0	0.00	0	0.00
SEMA FEDERAL STIMULUS	2,228,016	0.00	0	0.00	0	0.00	0	0.00
TOTAL - PD	2,499,698	0.00	0	0.00	0	0.00	0	0.00
<b>TOTAL</b>	<b>4,491,067</b>	<b>26.30</b>	<b>2,645,131</b>	<b>29.37</b>	<b>2,645,131</b>	<b>29.37</b>	<b>0</b>	<b>0.00</b>
<b>GRAND TOTAL</b>	<b>\$4,491,067</b>	<b>26.30</b>	<b>\$2,645,131</b>	<b>29.37</b>	<b>\$2,645,131</b>	<b>29.37</b>	<b>\$0</b>	<b>0.00</b>

# REPORT 10 - FY 2024 DEPARTMENT REQUEST

# DECISION ITEM DETAIL

Budget Unit	FY 2022	FY 2022	FY 2023	FY 2023	FY 2024	FY 2024	*****	*****
Decision Item	ACTUAL	ACTUAL	BUDGET	BUDGET	DEPT REQ	DEPT REQ	SECURED	SECURED
Budget Object Class	DOLLAR	FTE	DOLLAR	FTE	DOLLAR	FTE	COLUMN	COLUMN
<b>DD ADMIN</b>								
<b>CORE</b>								
DEPUTY STATE DEPT DIRECTOR	72,948	0.60	90,599	0.70	66,316	0.52	0	0.00
DIVISION DIRECTOR	121,878	1.00	127,887	1.00	127,888	1.00	0	0.00
DEPUTY DIVISION DIRECTOR	47,039	0.45	74,500	0.68	37,251	0.34	0	0.00
DESIGNATED PRINCIPAL ASST DIV	49,339	0.49	54,781	0.50	52,663	0.50	0	0.00
ADMINISTRATIVE ASSISTANT	22,495	0.36	18,967	0.24	0	0.00	0	0.00
ASSOCIATE COUNSEL	5,673	0.08	7,997	0.10	0	0.00	0	0.00
PROJECT SPECIALIST	32,515	0.41	31,307	0.51	30,000	0.45	0	0.00
CLIENT/PATIENT WORKER	1,370	0.06	1,599	0.06	0	0.00	0	0.00
SECRETARY	0	0.00	192	0.00	0	0.00	0	0.00
CLERK	70	0.00	111	0.00	0	0.00	0	0.00
MISCELLANEOUS PROFESSIONAL	2,266	0.05	2,152	0.05	18,896	0.06	0	0.00
MISCELLANEOUS ADMINISTRATIVE	798	0.01	0	0.00	0	0.00	0	0.00
SPECIAL ASST OFFICIAL & ADMSTR	20,068	0.34	21,037	0.34	132,744	1.49	0	0.00
PRINCIPAL ASST BOARD/COMMISSON	5,092	0.10	5,344	0.10	0	0.00	0	0.00
LEAD ADMIN SUPPORT ASSISTANT	21,020	0.51	23,147	0.50	22,530	0.51	0	0.00
ADMIN SUPPORT PROFESSIONAL	89,691	2.00	92,473	2.00	95,056	2.00	0	0.00
ADMINISTRATIVE MANAGER	55,750	1.00	57,680	1.00	94,030	1.50	0	0.00
PRINCIPAL BUSINESS PROJECT MGR	0	0.00	0	0.00	15,494	0.17	0	0.00
PROGRAM SPECIALIST	456,220	9.84	561,129	12.59	462,789	11.17	0	0.00
PROGRAM COORDINATOR	276,943	4.09	310,326	4.32	197,581	2.82	0	0.00
PROGRAM MANAGER	118,037	1.48	104,133	1.25	104,132	1.25	0	0.00
RESEARCH/DATA ANALYST	111,579	2.00	117,082	2.00	117,080	2.00	0	0.00
AGENCY BUDGET SENIOR ANALYST	0	0.00	0	0.00	29,706	0.50	0	0.00
ACCOUNTANT	0	0.00	0	0.00	19,971	0.45	0	0.00
SENIOR ACCOUNTANT	29,689	0.43	31,154	0.43	73,284	1.00	0	0.00
ACCOUNTANT MANAGER	87,720	1.00	90,773	1.00	92,780	1.00	0	0.00
HUMAN RESOURCES GENERALIST	0	0.00	0	0.00	19,605	0.47	0	0.00
HUMAN RESOURCES MANAGER	0	0.00	0	0.00	14,574	0.17	0	0.00
DEVL P DISABILITY SERVICE SPEC	154	0.00	0	0.00	0	0.00	0	0.00
<b>TOTAL - PS</b>	<b>1,628,354</b>	<b>26.30</b>	<b>1,824,370</b>	<b>29.37</b>	<b>1,824,370</b>	<b>29.37</b>	<b>0</b>	<b>0.00</b>
TRAVEL, IN-STATE	8,616	0.00	44,120	0.00	44,120	0.00	0	0.00
TRAVEL, OUT-OF-STATE	5,063	0.00	13,098	0.00	13,098	0.00	0	0.00

# REPORT 10 - FY 2024 DEPARTMENT REQUEST

# DECISION ITEM DETAIL

Budget Unit	FY 2022	FY 2022	FY 2023	FY 2023	FY 2024	FY 2024	*****	*****
Decision Item	ACTUAL	ACTUAL	BUDGET	BUDGET	DEPT REQ	DEPT REQ	SECURED	SECURED
Budget Object Class	DOLLAR	FTE	DOLLAR	FTE	DOLLAR	FTE	COLUMN	COLUMN
<b>DD ADMIN</b>								
<b>CORE</b>								
SUPPLIES	15,295	0.00	7,708	0.00	7,708	0.00	0	0.00
PROFESSIONAL DEVELOPMENT	10,993	0.00	44,532	0.00	44,532	0.00	0	0.00
COMMUNICATION SERV & SUPP	14,060	0.00	8,044	0.00	8,044	0.00	0	0.00
PROFESSIONAL SERVICES	177,523	0.00	679,851	0.00	679,851	0.00	0	0.00
M&R SERVICES	0	0.00	1,573	0.00	1,573	0.00	0	0.00
OFFICE EQUIPMENT	2,113	0.00	5,422	0.00	5,422	0.00	0	0.00
OTHER EQUIPMENT	126,161	0.00	7,293	0.00	7,293	0.00	0	0.00
BUILDING LEASE PAYMENTS	250	0.00	619	0.00	619	0.00	0	0.00
EQUIPMENT RENTALS & LEASES	0	0.00	788	0.00	788	0.00	0	0.00
MISCELLANEOUS EXPENSES	2,941	0.00	7,713	0.00	7,713	0.00	0	0.00
<b>TOTAL - EE</b>	<b>363,015</b>	<b>0.00</b>	<b>820,761</b>	<b>0.00</b>	<b>820,761</b>	<b>0.00</b>	<b>0</b>	<b>0.00</b>
PROGRAM DISTRIBUTIONS	2,499,698	0.00	0	0.00	0	0.00	0	0.00
<b>TOTAL - PD</b>	<b>2,499,698</b>	<b>0.00</b>	<b>0</b>	<b>0.00</b>	<b>0</b>	<b>0.00</b>	<b>0</b>	<b>0.00</b>
<b>GRAND TOTAL</b>	<b>\$4,491,067</b>	<b>26.30</b>	<b>\$2,645,131</b>	<b>29.37</b>	<b>\$2,645,131</b>	<b>29.37</b>	<b>\$0</b>	<b>0.00</b>
<b>GENERAL REVENUE</b>	<b>\$1,492,688</b>	<b>22.08</b>	<b>\$1,559,711</b>	<b>24.37</b>	<b>\$1,559,711</b>	<b>24.37</b>		<b>0.00</b>
<b>FEDERAL FUNDS</b>	<b>\$2,998,379</b>	<b>4.22</b>	<b>\$1,085,420</b>	<b>5.00</b>	<b>\$1,085,420</b>	<b>5.00</b>		<b>0.00</b>
<b>OTHER FUNDS</b>	<b>\$0</b>	<b>0.00</b>	<b>\$0</b>	<b>0.00</b>	<b>\$0</b>	<b>0.00</b>		<b>0.00</b>



## PROGRAM DESCRIPTION

Department: Mental Health

HB Section(s): 10.400, 10.410

Program Name: DD Administration

Program is found in the following core budget(s): DD Administration, Community Programs

### 1a. What strategic priority does this program address?

Division of Developmental Disabilities will support independence and self-sufficiency of Missourians with developmental disabilities.

### 1b. What does this program do?

The Division of Developmental Disabilities (DD) Administration oversees division-wide operations to support facility staff and partner agencies in the community to better serve the citizens of Missouri who live with a developmental disability. This is achieved by implementing policies that support best practices and ensure that federal and state requirements are met.

The Division of DD has the responsibility to ensure that evaluation, care, habilitation, and rehabilitation services are accessible to Missouri citizens with developmental disabilities. In order to carry out its mission, the Division of DD purchases services for persons with developmental disabilities through regional offices (located at Columbia, Kansas City, Sikeston, Springfield, and St. Louis) and provides services through state operated facilities at Bellefontaine Habilitation Center, Higginsville Habilitation Center, Northwest Community Services, Southwest Community Services, St. Louis Developmental Disabilities Treatment Center and Southeast Missouri Residential Services. The Division of DD regional offices and state operated facilities served 40,895 individuals in FY 2022. The Division of DD's budget includes 3,137 appropriated staff who require administrative and technical support from the Division of DD. This core provides funding for personal services and expense and equipment for administrative staff who are essential in overseeing all statewide programs through establishing policies, procedures, and providing support to the Division of DD's facilities and contract providers.

The Division of DD Central Office has seven sections: Director's Office, Administrative Services, Federal Programs, Quality Enhancement, Office of Autism Services, Licensure and Certification, and Community Supports.

- The Director's Office directs all aspects of the Division of DD administration, including supervision of Central Office and field staff.
- Administrative Services has primary responsibility for preparing the Division of DD budget, allocating and monitoring facility funds, preparing fiscal notes, projecting and monitoring federal collections, setting statewide financial policies, and all other fiscal operations.
- The Federal Programs Unit oversees the operation of all Division of DD federal programs ensuring compliance with federal guidelines in an effort to safeguard funding for supports and services of individuals served by the Division of DD. The Federal Programs Unit develops and monitors four Home and Community Based Waivers (DD Comprehensive Waiver, Community Support Waiver, Missouri Children with Developmental Disabilities Waiver (MOCDD), and Partnership for Hope Waiver) as well as other MO HealthNet programs.
- Quality Enhancements is responsible for developing and implementing a formal process, structure, and format for policy promulgation for quality assurance within the Division of DD. This section also oversees the development and implementation of a continuous cycle of integrated quality assurance and improvement functions, which are designed to assess the service delivery process, improve service outcomes, and enhance the quality of life for individuals with developmental disabilities.
- The Office of Autism Services enhances the Division of DD's efforts to meet the needs of individuals with Autism Spectrum Disorders (ASD) and their families. The Office of Autism Services also provides staffing support for the Missouri Commission on Autism Spectrum Disorders. For more information on the Office of Autism Services, see the program form for Autism services.

## PROGRAM DESCRIPTION

Department: Mental Health

HB Section(s): 10.400, 10.410

Program Name: DD Administration

Program is found in the following core budget(s): DD Administration, Community Programs

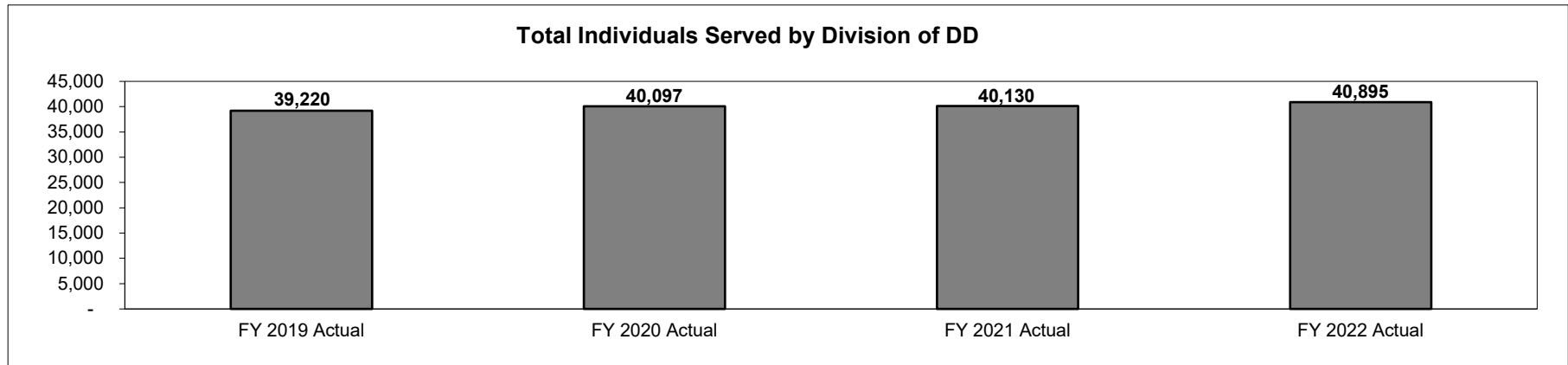
### 1b. What does this program do?

- The Office of Licensure and Certification provides quality oversight to Department of Mental Health agencies, both public and private, in the State of Missouri. This oversight is carried out in order to license or certify these facilities or programs that offer services to consumers of the Department. The monitoring ensures that providers maintain compliance with applicable state standards and remain consistent with the Department of Mental Health's vision, principles of practice, and values.
- The Community Supports Unit oversees best practice, develops policy and coordinates implementation, provides technical assistance, and manages compliance with regulatory requirements of all services provided in the community including, but not limited to, self-directed supports, employment, community integration, day habilitation, behavior supports, eligibility, and service planning.

The Division of DD oversees 1,188 contracted community services provider sites for an array of services. Through these contracts, the Division of DD purchases residential services and non-residential in-home support services.

### 2a. Provide an activity measure(s) for the program.

#### ■ Total individuals served



## PROGRAM DESCRIPTION

Department: Mental Health

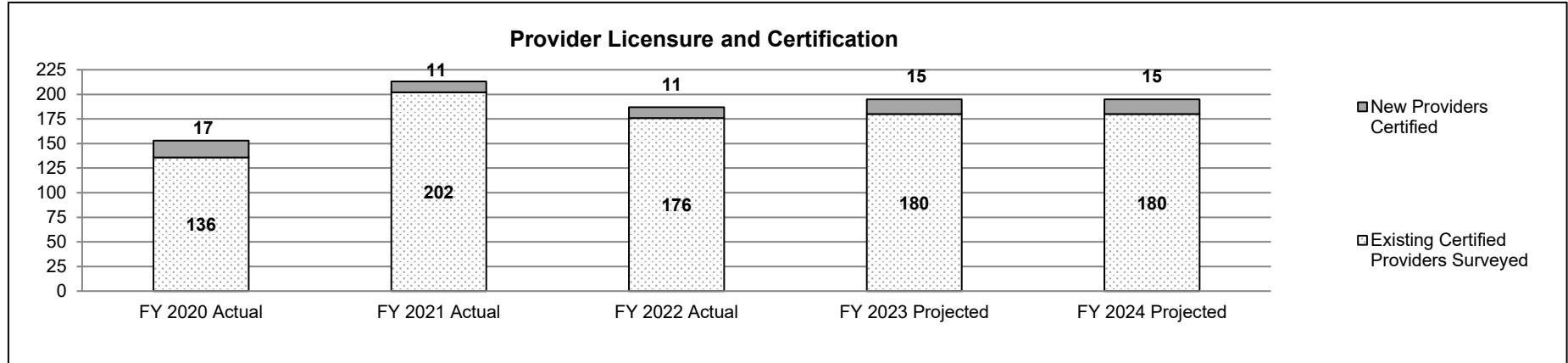
HB Section(s): 10.400, 10.410

Program Name: DD Administration

Program is found in the following core budget(s): DD Administration, Community Programs

### 2a. Provide an activity measure(s) for the program. (Continued)

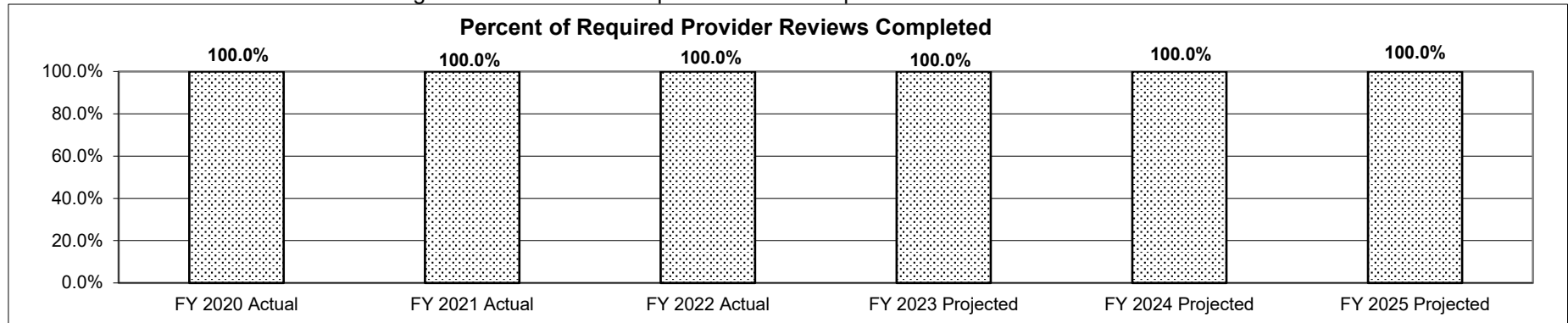
- Office of Licensure and Certification.



Note: The Division of DD enters into contracts with providers to purchase residential services and non-residential services. The Office of Licensure and Certification ensures that contracted provider agencies maintain compliance with applicable state standards.

### 2b. Provide a measure(s) of the program's quality.

- Licensure and Certification to achieve greater than 100% of required reviews completed.



## PROGRAM DESCRIPTION

Department: Mental Health

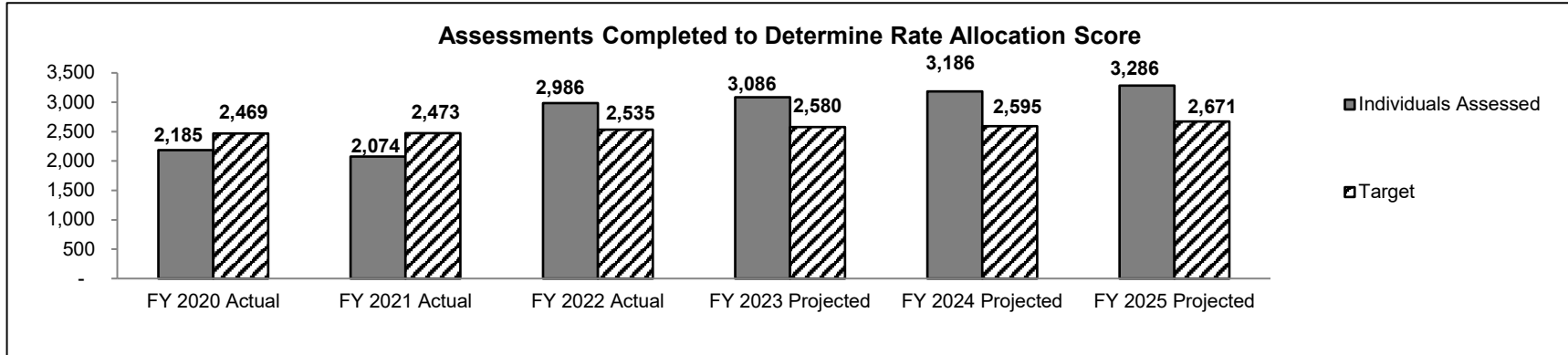
HB Section(s): 10.400, 10.410

Program Name: DD Administration

Program is found in the following core budget(s): DD Administration, Community Programs

### 2c. Provide a measure(s) of the program's impact.

- Assessments completed on time to support appropriate residential rates.



Note: The Division of DD uses a Rate Allocation Score (RAS) to determine residential rates. The Supports Intensity Scale (SIS) is a tool developed by American Association on Intellectual and Developmental Disabilities (AAIDD) that measures the individual's support needs in personal, work-related, and social activities in order to identify and describe the types and intensity of the supports an individual requires. SIS assessments are completed every three years at a minimum for individuals receiving residential services. The Division of DD began using the SIS in FY 2014 to set residential rates on an individual basis. Starting in FY 2022, the Missouri Adaptive Ability Scale (MAAS) replaced the SIS for setting residential rates on an individual basis.

## PROGRAM DESCRIPTION

Department: Mental Health

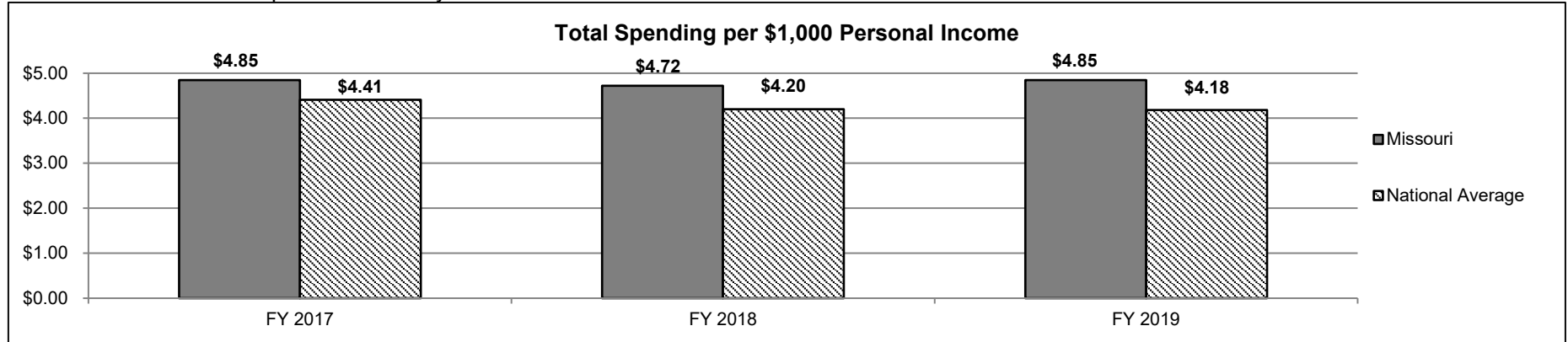
HB Section(s): 10.400, 10.410

Program Name: DD Administration

Program is found in the following core budget(s): DD Administration, Community Programs

### 2c. Provide a measure(s) of the program's impact. (Continued)

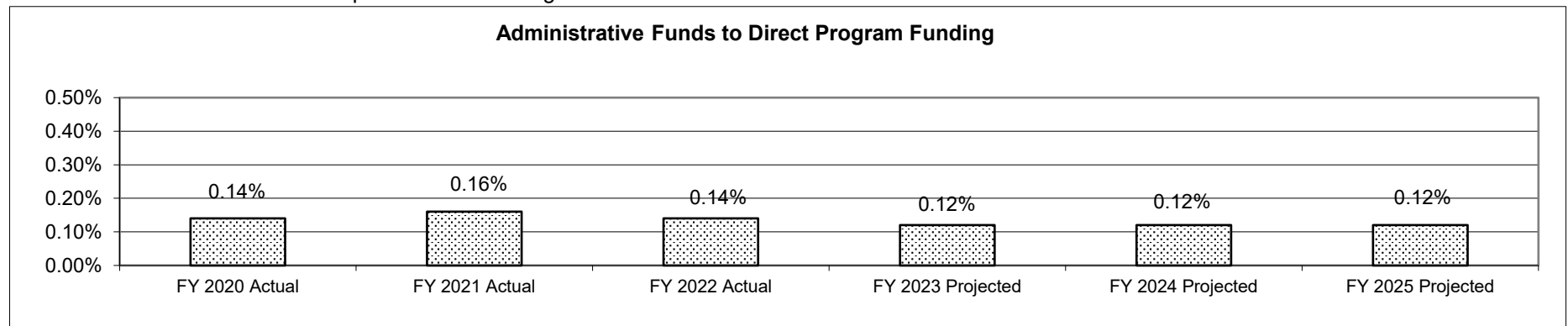
#### ■ Fiscal Effort for Developmental Disability Services



Note: Data comes from the University of Colorado State of the States in Intellectual and Developmental Disabilities survey. Reflects total spending for Intellectual Developmental Disabilities (IDD) services in Missouri per \$1,000 of statewide aggregate personal income. FY 2020-FY2022 data is not yet available. 2018-2019 data: Tanis, E., Lulinski, A., & Wu, J., (In press). *State of the States in Intellectual and Developmental Disabilities 12th edition* University of Colorado, Anschutz Medical Campus. Aurora, CO

### 2d. Provide a measure(s) of the program's efficiency.

#### ■ Total administration costs as a percent of total budget



## PROGRAM DESCRIPTION

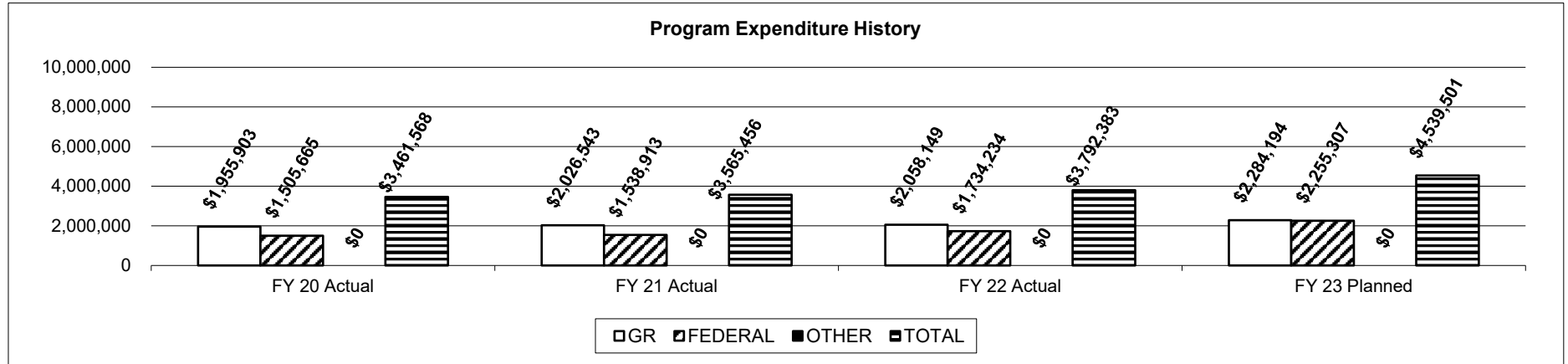
Department: Mental Health

HB Section(s): 10.400, 10.410

Program Name: DD Administration

Program is found in the following core budget(s): DD Administration, Community Programs

3. Provide actual expenditures for the prior three fiscal years and planned expenditures for the current fiscal year. (Note: Amounts do not include fringe benefit costs.)



Note: FY23 Planned expenditures include pay plan increases enacted in FY 2022 and mileage reimbursement increases.

4. What are the sources of the "Other " funds?

Not applicable.

5. What is the authorization for this program, i.e., federal or state statute, etc.? (Include the federal program number, if applicable.)

Section 633.010 and 633.015, RSMo.

6. Are there federal matching requirements? If yes, please explain.

No.

7. Is this a federally mandated program? If yes, please explain.

No.

# **Hab Center Payments**





## CORE DECISION ITEM

<b>Department:</b>	<b>Mental Health</b>	<b>Budget Unit</b>	<b>74106C, 74108C</b>
<b>Division:</b>	<b>Developmental Disabilities</b>		
<b>Core:</b>	<b>Habilitation Center Payments</b>	<b>HB Section</b>	<b>10.405</b>

### 1. CORE FINANCIAL SUMMARY

	FY 2024 Budget Request			
	GR	Federal	Other	Total
<b>PS</b>	0	0	0	0
<b>EE</b>	6,200,000	0	3,416,336	9,616,336
<b>PSD</b>	0	500,000	0	500,000
<b>TRF</b>	0	0	0	0
<b>Total</b>	<b>6,200,000</b>	<b>500,000</b>	<b>3,416,336</b>	<b>10,116,336</b>
<b>FTE</b>	<b>0.00</b>	<b>0.00</b>	<b>0.00</b>	<b>0.00</b>

<b>Est. Fringe</b>	0	0	0	0
--------------------	---	---	---	---

*Note: Fringes budgeted in House Bill 5 except for certain fringes budgeted directly to MoDOT, Highway Patrol, and Conservation.*

Other Funds: Habilitation Center Room and Board Fund (0435) - \$3,416,233

	FY 2024 Governor's Recommendation			
	GR	Federal	Other	Total
<b>PS</b>	0	0	0	0
<b>EE</b>	0	0	0	0
<b>PSD</b>	0	0	0	0
<b>TRF</b>	0	0	0	0
<b>Total</b>	<b>0</b>	<b>0</b>	<b>0</b>	<b>0</b>
<b>FTE</b>	<b>0.00</b>	<b>0.00</b>	<b>0.00</b>	<b>0.00</b>

<b>Est. Fringe</b>	0	0	0	0
--------------------	---	---	---	---

*Note: Fringes budgeted in House Bill 5 except for certain fringes budgeted directly to MoDOT, Highway Patrol, and Conservation.*

Other Funds:

### 2. CORE DESCRIPTION

The Division of Developmental Disabilities (DD) worked with the MO HealthNet Division to implement a new Federal funding stream authorized in Senate Bill 1081, which was signed into law on June 25, 2008 (Chapter 633, Section 633.401, RSMo). The legislation allows the state to implement a provider assessment on all Intermediate Care Facilities for Individuals with Intellectual Disabilities (ICF/IID). The legislation allows the state to impose a 5.95% provider assessment on operating revenues of both private and state operated ICF/IID facilities. As a result, this core consists of \$6.2 million GR funding to pay the tax for state-operated ICF/IID programs.

In July 2015, state habilitation centers began to deposit room and board funds for residents of habilitation centers into a new fund called Habilitation Center Room and Board Fund. This core contains \$3.4 million in appropriation authority for these habilitation center room and board receipts. Once the funds are received and deposited, habilitation centers will spend the funds on expense and equipment purchases to support residents of the habilitation centers.

DD received Provider Relief Funds in the FY 2023 budget for state-operated waiver programs at Northwest Community Services and Southwest Community Services to enhance efforts to prepare, prevent and respond to COVID. Funding is continued in FY 2024 in the event that payment needs to be made for services incurred. The grant ends 6/30/2023; however, payment for obligated expenses may be made through 9/30/2023.

### 3. PROGRAM LISTING (list programs included in this core funding)

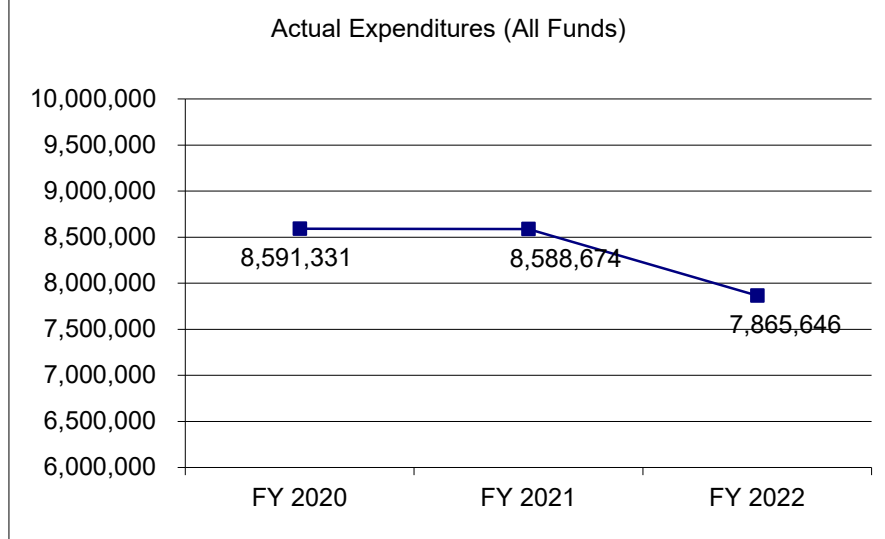
N/A

# **CORE DECISION ITEM**

<b>Department:</b>	<b>Mental Health</b>	<b>Budget Unit</b>	<b>74106C, 74108C</b>
<b>Division:</b>	<b>Developmental Disabilities</b>		
<b>Core:</b>	<b>Habilitation Center Payments</b>	<b>HB Section</b>	<b>10.405</b>

## **4. FINANCIAL HISTORY**

	<b>FY 2020 Actual</b>	<b>FY 2021 Actual</b>	<b>FY 2022 Actual</b>	<b>FY 2023 Current Yr.</b>
Appropriation (All Funds)	9,616,027	9,616,130	9,616,233	13,016,336
Less Reverted (All Funds)	0	0	0	0
Less Restricted (All Funds)*	0	0	0	0
Budget Authority (All Funds)	9,616,027	9,616,130	9,616,233	13,016,336
Actual Expenditures (All Funds)	8,591,331	8,588,674	7,865,646	N/A
Unexpended (All Funds)	1,024,696	1,027,456	1,750,587	N/A
Unexpended, by Fund:				
General Revenue	94,389	206,372	710,836	N/A
Federal	0	0	0	N/A
Other	930,307	821,084	1,039,751	N/A
	<b>(1), (2), (3)</b>	<b>(1), (2)</b>	<b>(1), (2)</b>	<b>(4)</b>



\*Current Year restricted amount is as of August 1, 2022.

Reverted includes the statutory three-percent reserve amount (when applicable).

Restricted includes any Governor's Expenditure Restrictions which remained at the end of the fiscal year (when applicable).

## **NOTES:**

- (1) Lapse amounts for GR funds occurred as a result of actual calculated provider assessment amounts for given year being less than the appropriated general revenue amount.
- (2) In Fiscal Years 2020 through 2022, the lapse amount occurred in Habilitation Center Room and Board funds as a result of the level of cash received to support funding authority.
- (3) In FY 2020, the appropriation for the ICF/IID provider tax includes a supplemental in the amount of \$200,000 due to projected shortfall.
- (4) In FY2023, \$3.4M in Provider Relief Funds (Federal) were awarded to state-operated waiver providers, Northwest Community Services and Southwest Community Services to enhance efforts to prepare, prevent and respond to COVID.

---

**CORE RECONCILIATION DETAIL**

---

**DEPARTMENT OF MENTAL HEALTH  
HAB CENTER PAYMENTS**

---

**5. CORE RECONCILIATION DETAIL**

---

	<b>Budget Class</b>	<b>FTE</b>	<b>GR</b>	<b>Federal</b>	<b>Other</b>	<b>Total</b>	<b>Explanation</b>
<b>TAFP AFTER VETOES</b>	EE	0.00	0	0	3,416,336	3,416,336	
	<b>Total</b>	<b>0.00</b>	<b>0</b>	<b>0</b>	<b>3,416,336</b>	<b>3,416,336</b>	
<b>DEPARTMENT CORE REQUEST</b>	EE	0.00	0	0	3,416,336	3,416,336	
	<b>Total</b>	<b>0.00</b>	<b>0</b>	<b>0</b>	<b>3,416,336</b>	<b>3,416,336</b>	
<b>GOVERNOR'S RECOMMENDED CORE</b>	EE	0.00	0	0	3,416,336	3,416,336	
	<b>Total</b>	<b>0.00</b>	<b>0</b>	<b>0</b>	<b>3,416,336</b>	<b>3,416,336</b>	

---

**CORE RECONCILIATION DETAIL**

---

**DEPARTMENT OF MENTAL HEALTH  
ST ICF-ID REIMBURSEMENT ALLOW**

---

**5. CORE RECONCILIATION DETAIL**

---

	<b>Budget Class</b>	<b>FTE</b>	<b>GR</b>	<b>Federal</b>	<b>Other</b>	<b>Total</b>	<b>Explanation</b>
<b>TAFP AFTER VETOES</b>	EE	0.00	6,200,000	0	0	6,200,000	
	<b>Total</b>	<b>0.00</b>	<b>6,200,000</b>	<b>0</b>	<b>0</b>	<b>6,200,000</b>	
<b>DEPARTMENT CORE REQUEST</b>	EE	0.00	6,200,000	0	0	6,200,000	
	<b>Total</b>	<b>0.00</b>	<b>6,200,000</b>	<b>0</b>	<b>0</b>	<b>6,200,000</b>	
<b>GOVERNOR'S RECOMMENDED CORE</b>	EE	0.00	6,200,000	0	0	6,200,000	
	<b>Total</b>	<b>0.00</b>	<b>6,200,000</b>	<b>0</b>	<b>0</b>	<b>6,200,000</b>	

REPORT 9 - FY 2024 DEPARTMENT REQUEST

DECISION ITEM SUMMARY

Budget Unit								
Decision Item	FY 2022	FY 2022	FY 2023	FY 2023	FY 2024	FY 2024	*****	*****
Budget Object Summary	ACTUAL	ACTUAL	BUDGET	BUDGET	DEPT REQ	DEPT REQ	SECURED	SECURED
Fund	DOLLAR	FTE	DOLLAR	FTE	DOLLAR	FTE	COLUMN	COLUMN
HAB CENTER PAYMENTS								
CORE								
EXPENSE & EQUIPMENT								
HABILITATION CENTER ROOM & BRD	2,376,482	0.00	3,416,336	0.00	3,416,336	0.00	0	0.00
TOTAL - EE	2,376,482	0.00	3,416,336	0.00	3,416,336	0.00	0	0.00
TOTAL	2,376,482	0.00	3,416,336	0.00	3,416,336	0.00	0	0.00
GRAND TOTAL	\$2,376,482	0.00	\$3,416,336	0.00	\$3,416,336	0.00	\$0	0.00

REPORT 9 - FY 2024 DEPARTMENT REQUEST

DECISION ITEM SUMMARY

Budget Unit								
Decision Item	FY 2022	FY 2022	FY 2023	FY 2023	FY 2024	FY 2024	*****	*****
Budget Object Summary	ACTUAL	ACTUAL	BUDGET	BUDGET	DEPT REQ	DEPT REQ	SECURED	SECURED
Fund	DOLLAR	FTE	DOLLAR	FTE	DOLLAR	FTE	COLUMN	COLUMN
ST ICF-ID REIMBURSEMENT ALLOW								
CORE								
EXPENSE & EQUIPMENT								
GENERAL REVENUE	5,489,164	0.00	6,200,000	0.00	6,200,000	0.00	0	0.00
TOTAL - EE	5,489,164	0.00	6,200,000	0.00	6,200,000	0.00	0	0.00
TOTAL	5,489,164	0.00	6,200,000	0.00	6,200,000	0.00	0	0.00
GRAND TOTAL	\$5,489,164	0.00	\$6,200,000	0.00	\$6,200,000	0.00	\$0	0.00

# REPORT 10 - FY 2024 DEPARTMENT REQUEST

# DECISION ITEM DETAIL

Budget Unit	FY 2022	FY 2022	FY 2023	FY 2023	FY 2024	FY 2024	*****	*****
Decision Item	ACTUAL	ACTUAL	BUDGET	BUDGET	DEPT REQ	DEPT REQ	SECURED	SECURED
Budget Object Class	DOLLAR	FTE	DOLLAR	FTE	DOLLAR	FTE	COLUMN	COLUMN
<b>HAB CENTER PAYMENTS</b>								
<b>CORE</b>								
TRAVEL, IN-STATE	9,827	0.00	15,796	0.00	15,796	0.00	0	0.00
TRAVEL, OUT-OF-STATE	0	0.00	1,331	0.00	1,331	0.00	0	0.00
SUPPLIES	1,327,978	0.00	1,589,881	0.00	1,589,881	0.00	0	0.00
PROFESSIONAL DEVELOPMENT	14,090	0.00	18,539	0.00	18,539	0.00	0	0.00
COMMUNICATION SERV & SUPP	205,675	0.00	136,936	0.00	136,936	0.00	0	0.00
PROFESSIONAL SERVICES	547,465	0.00	1,196,187	0.00	1,196,187	0.00	0	0.00
HOUSEKEEPING & JANITORIAL SERV	64,849	0.00	80,084	0.00	80,084	0.00	0	0.00
M&R SERVICES	58,572	0.00	79,703	0.00	79,703	0.00	0	0.00
MOTORIZED EQUIPMENT	8,225	0.00	64,590	0.00	64,590	0.00	0	0.00
OFFICE EQUIPMENT	13,127	0.00	23,332	0.00	23,332	0.00	0	0.00
OTHER EQUIPMENT	115,842	0.00	171,248	0.00	171,248	0.00	0	0.00
EQUIPMENT RENTALS & LEASES	7,688	0.00	14,749	0.00	14,749	0.00	0	0.00
MISCELLANEOUS EXPENSES	3,144	0.00	23,960	0.00	23,960	0.00	0	0.00
<b>TOTAL - EE</b>	<b>2,376,482</b>	<b>0.00</b>	<b>3,416,336</b>	<b>0.00</b>	<b>3,416,336</b>	<b>0.00</b>	<b>0</b>	<b>0.00</b>
<b>GRAND TOTAL</b>	<b>\$2,376,482</b>	<b>0.00</b>	<b>\$3,416,336</b>	<b>0.00</b>	<b>\$3,416,336</b>	<b>0.00</b>	<b>\$0</b>	<b>0.00</b>
<b>GENERAL REVENUE</b>	<b>\$0</b>	<b>0.00</b>	<b>\$0</b>	<b>0.00</b>	<b>\$0</b>	<b>0.00</b>		<b>0.00</b>
<b>FEDERAL FUNDS</b>	<b>\$0</b>	<b>0.00</b>	<b>\$0</b>	<b>0.00</b>	<b>\$0</b>	<b>0.00</b>		<b>0.00</b>
<b>OTHER FUNDS</b>	<b>\$2,376,482</b>	<b>0.00</b>	<b>\$3,416,336</b>	<b>0.00</b>	<b>\$3,416,336</b>	<b>0.00</b>		<b>0.00</b>

REPORT 10 - FY 2024 DEPARTMENT REQUEST

DECISION ITEM DETAIL

Budget Unit	FY 2022	FY 2022	FY 2023	FY 2023	FY 2024	FY 2024	*****	*****
Decision Item	ACTUAL	ACTUAL	BUDGET	BUDGET	DEPT REQ	DEPT REQ	SECURED	SECURED
Budget Object Class	DOLLAR	FTE	DOLLAR	FTE	DOLLAR	FTE	COLUMN	COLUMN
ST ICF-ID REIMBURSEMENT ALLOW								
CORE								
PROFESSIONAL SERVICES	5,489,164	0.00	6,200,000	0.00	6,200,000	0.00	0	0.00
TOTAL - EE	5,489,164	0.00	6,200,000	0.00	6,200,000	0.00	0	0.00
GRAND TOTAL	\$5,489,164	0.00	\$6,200,000	0.00	\$6,200,000	0.00	\$0	0.00
GENERAL REVENUE	\$5,489,164	0.00	\$6,200,000	0.00	\$6,200,000	0.00		0.00
FEDERAL FUNDS	\$0	0.00	\$0	0.00	\$0	0.00		0.00
OTHER FUNDS	\$0	0.00	\$0	0.00	\$0	0.00		0.00



# **Community Programs**



## CORE DECISION ITEM

<b>Department:</b> Mental Health	<b>Budget Unit</b> 74205C, 74207C, 74210C, 74212C
<b>Division:</b> Developmental Disabilities	
<b>Core:</b> Community Programs	<b>HB Section</b> 10.410

### 1. CORE FINANCIAL SUMMARY

FY 2024 Budget Request					FY 2024 Governor's Recommendation				
	GR	Federal	Other	Total		GR	Federal	Other	Total
<b>PS</b>	760,290	991,137	0	1,751,427	<b>PS</b>	0	0	0	0
<b>EE</b>	287,839	408,750	31,470	728,059	<b>EE</b>	0	0	0	0
<b>PSD</b>	584,345,878	1,165,641,399	16,003,225	1,765,990,502	<b>PSD</b>	0	0	0	0
<b>TRF</b>	0	0	0	0	<b>TRF</b>	0	0	0	0
<b>Total</b>	<b>585,394,007</b>	<b>1,167,041,286</b>	<b>16,034,695</b>	<b>1,768,469,988</b>	<b>Total</b>	<b>0</b>	<b>0</b>	<b>0</b>	<b>0</b>
<b>FTE</b>	<b>10.42</b>	<b>14.17</b>	<b>0.00</b>	<b>24.59</b>	<b>FTE</b>	<b>0.00</b>	<b>0.00</b>	<b>0.00</b>	<b>0.00</b>

<b>Est. Fringe</b>	398,188	527,325	0	925,513
--------------------	---------	---------	---	---------

*Note: Fringes budgeted in House Bill 5 except for certain fringes budgeted directly to MoDOT, Highway Patrol, and Conservation.*

Other Funds: Mental Health Interagency Payment Fund (MHIPF)  
(0109) - \$9,130,157  
Mental Health Local Tax Fund (MHLTMF) (0930) - \$6,904,538

<b>Est. Fringe</b>	0	0	0	0
--------------------	---	---	---	---

*Note: Fringes budgeted in House Bill 5 except for certain fringes budgeted directly to MoDOT, Highway Patrol, and Conservation.*

Other Funds:

### 2. CORE DESCRIPTION

The primary mission of the Division of Developmental Disabilities (DD) community programs is to provide the supports necessary to enable persons with developmental disabilities to remain connected to their parents, families, school, and community. The Division of DD operates a community-based service delivery system through its regional offices for persons with developmental disabilities. The regional offices utilize core funding to contract with community providers who provide in-home supports, residential services, autism supports, and other specialized services to individuals who are able to choose their own service provider. The support services allow individuals to live in their community and stay connected with their family and live in their least restrictive environment. In addition, this core contains personal services funds, as well as expense and equipment funds, which are used to support staff who are responsible for oversight of community programs funding. This core also contains funding for the Division's Value Based Payment initiative based on integration of key identified outcomes that produce value-based care delivery models to improve quality and efficiency of the total care delivered to individuals within DD.

### 3. PROGRAM LISTING (list programs included in this core funding)

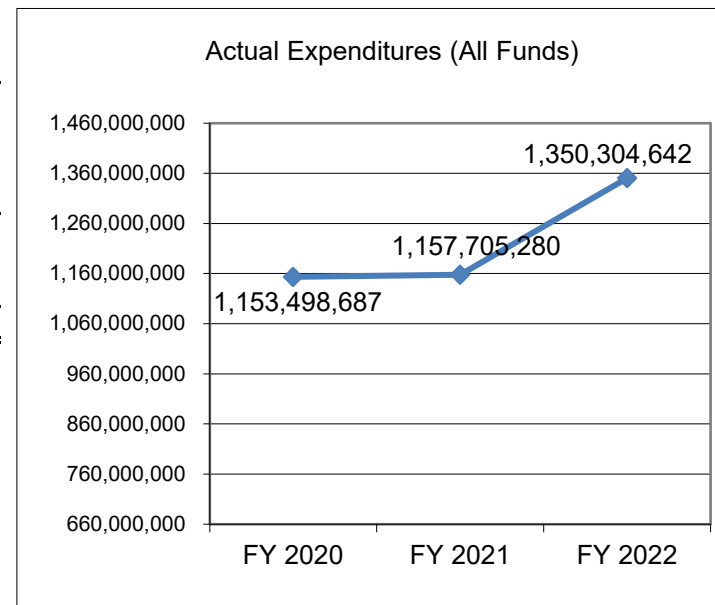
In-Home Supports  
Residential Services  
DD Service Coordination  
Autism

# CORE DECISION ITEM

<b>Department:</b>	<b>Mental Health</b>	<b>Budget Unit</b>	<b>74205C, 74207C, 74210C, 74212C</b>
<b>Division:</b>	<b>Developmental Disabilities</b>		
<b>Core:</b>	<b>Community Programs</b>	<b>HB Section</b>	<b>10.410</b>

## 4. FINANCIAL HISTORY

	<b>FY 2020 Actual</b>	<b>FY 2021 Actual</b>	<b>FY 2022 Actual</b>	<b>FY 2023 Current Yr.</b>
Appropriation (All Funds)	1,201,263,993	1,256,188,669	1,492,429,682	2,047,499,803
Less Reverted (All Funds)	(28,129)	(28,960)	(94,636)	(31,354)
Less Restricted (All Funds)*	(332,421)	0	0	0
Budget Authority (All Funds)	1,200,903,443	1,256,159,709	1,492,335,046	2,047,468,449
Actual Expenditures (All Funds)	1,153,498,687	1,157,705,280	1,350,304,642	N/A
Unexpended (All Funds)	47,404,756	98,454,429	142,030,404	N/A
Unexpended, by Fund:				
General Revenue	0	6,476	11,392,051	N/A
Federal	5,270,330	33,735,061	117,836,691	N/A
Other	11,069,159	13,663,219	12,801,662	N/A
	(1), (2)	(1), (3)	(1), (4), (5)	(6)



\*Current Year restricted amount is as of August 1, 2022.

Reverted includes the statutory three-percent reserve amount (when applicable).

Restricted includes any Governor's Expenditure Restriction (when applicable).

## NOTES:

- (1) Lapse amounts for Federal and Other funds occurred as a result of lower base provider service billings.
- (2) In FY 2020, \$332,421 was in expenditure restriction for Autism contracts.
- (3) In FY 2021 appropriation amount includes \$20M appropriated in DMH's House Bill 10 budget for provider payments from CARES Act Funding; however, these payments were spent from an appropriation in House Bill 8 instead. Unexpended General Revenue is due to lower than expected provider billings due to COVID-19.
- (4) FY 2022 appropriation amounts include Market-Based Personal Assistance Rate adjustment of \$4M, Autism Provider Rate Increase of \$211K, HCBS FMAP of \$166M for Rate Standardization, \$4.9M for Personal Assistance Provider Rate increase.
- (5) FY 2022 Unexpended General Revenue includes \$10.4M due to lower than expected provider service and case management billings, \$48K KC Transition Academy and \$865K in Autism Regional PAC.
- (6) FY 2023 Appropriation includes \$166M for Rate Standardization, \$411M for Value-Based Payments and \$127M for Utilization Increase

**CORE RECONCILIATION DETAIL**

**DEPARTMENT OF MENTAL HEALTH  
COMMUNITY PROGRAMS**

**5. CORE RECONCILIATION DETAIL**

				<b>Budget Class</b>	<b>FTE</b>	<b>GR</b>	<b>Federal</b>	<b>Other</b>	<b>Total</b>	<b>Explanation</b>
<b>TAFP AFTER VETOES</b>										
				PS	24.59	760,290	991,137	0	1,751,427	
				EE	0.00	37,839	408,750	31,470	478,059	
				PD	0.00	575,277,232	1,444,671,214	16,003,225	2,035,951,671	
				<b>Total</b>	<b>24.59</b>	<b>576,075,361</b>	<b>1,446,071,101</b>	<b>16,034,695</b>	<b>2,038,181,157</b>	
<b>DEPARTMENT CORE ADJUSTMENTS</b>										
1x Expenditures	7	9750	PD		0.00	0	(3,415,941)	0	(3,415,941)	Reduction of one-time funding for Value Based Payments program.
Transfer Out	146	9750	PD		0.00	0	(200,000)	0	(200,000)	Transfer to Dept. of Health & Senior Services for Value Based Payments initiative.
Transfer Out	146	6680	PD		0.00	0	(200,000)	0	(200,000)	Transfer to Dept. of Health & Senior Services for Value Based Payments initiative.
Core Reduction	1026	8522	PD		0.00	0	(56,655,376)	0	(56,655,376)	Reduction to FY 23 NDI Residential Rate Increase, will request GR/FF to continue funding.
Core Reduction	1027	8522	PD		0.00	0	(1,685,385)	0	(1,685,385)	Reduction to FY 23 NDI for HCBS Provider Rate Increase, will request GR/FF to continue funding.
Core Reduction	1029	8522	PD		0.00	0	(31,792,893)	0	(31,792,893)	Reduction to FY 23 NDI for Value Based Payment for Rate Standardization, will request GR/FF to continue funding.
Core Reduction	1030	6680	PD		0.00	0	(109,723,621)	0	(109,723,621)	Reduction to FY 23 NDI for Residential Rate Increase, will request GR/FF to continue funding.

**CORE RECONCILIATION DETAIL**

**DEPARTMENT OF MENTAL HEALTH  
COMMUNITY PROGRAMS**

**5. CORE RECONCILIATION DETAIL**

			Budget Class	FTE	GR	Federal	Other	Total	Explanation
<b>DEPARTMENT CORE ADJUSTMENTS</b>									
Core Reduction	1031	6680	PD	0.00	0	(3,264,059)	0	(3,264,059)	Reduction to FY 23 NDI for HCBS Provider Rate Increase, will request GR/FF to continue funding.
Core Reduction	1033	6680	PD	0.00	0	(61,578,305)	0	(61,578,305)	Reduction to FY 23 NDI for Value Based Payments for Rate Standardization, will request GR/FF to continue funding.
Core Reduction	1359	9751	PD	0.00	0	(3,946,163)	0	(3,946,163)	Reduction to FY 23 NDI for Value Based Payments for Administration, will request GR/FF to continue funding.
Core Reduction	1362	1922	PD	0.00	0	(3,946,163)	0	(3,946,163)	Reduction to FY 23 NDI for Value Based Payments for Administration, will request GR/FF to continue funding.
Core Reduction	1370	8522	PD	0.00	0	(892,812)	0	(892,812)	Reduction of FY 23 NDI for HCBS Enhancements, will request GR/FF for ongoing projects.
Core Reduction	1370	6680	PD	0.00	0	(1,729,097)	0	(1,729,097)	Reduction of FY 23 NDI for HCBS Enhancements, will request GR/FF for ongoing projects.
Core Reallocation	420	1683	PS	0.00	0	0	0	0	
<b>NET DEPARTMENT CHANGES</b>				<b>0.00</b>	<b>0</b>	<b>(279,029,815)</b>	<b>0</b>	<b>(279,029,815)</b>	
<b>DEPARTMENT CORE REQUEST</b>									
			PS	24.59	760,290	991,137	0	1,751,427	
			EE	0.00	37,839	408,750	31,470	478,059	

---

**CORE RECONCILIATION DETAIL**

---

**DEPARTMENT OF MENTAL HEALTH  
COMMUNITY PROGRAMS**

---

**5. CORE RECONCILIATION DETAIL**

---

	Budget Class	FTE	GR	Federal	Other	Total	Explanation
<hr/>							
DEPARTMENT CORE REQUEST	PD	0.00	575,277,232	1,165,641,399	16,003,225	1,756,921,856	
	<b>Total</b>	<b>24.59</b>	<b>576,075,361</b>	<b>1,167,041,286</b>	<b>16,034,695</b>	<b>1,759,151,342</b>	
<hr/>							
GOVERNOR'S RECOMMENDED CORE	PS	24.59	760,290	991,137	0	1,751,427	
	EE	0.00	37,839	408,750	31,470	478,059	
	PD	0.00	575,277,232	1,165,641,399	16,003,225	1,756,921,856	
	<b>Total</b>	<b>24.59</b>	<b>576,075,361</b>	<b>1,167,041,286</b>	<b>16,034,695</b>	<b>1,759,151,342</b>	
<hr/>							

---

**CORE RECONCILIATION DETAIL**

---

**DEPARTMENT OF MENTAL HEALTH  
ATI-DD TRAINING PILOT**

---

**5. CORE RECONCILIATION DETAIL**

---

	<b>Budget Class</b>	<b>FTE</b>	<b>GR</b>	<b>Federal</b>	<b>Other</b>	<b>Total</b>	<b>Explanation</b>
<hr/>							
<b>TAFP AFTER VETOES</b>	EE	0.00	250,000	0	0	250,000	
	<b>Total</b>	<b>0.00</b>	<b>250,000</b>	<b>0</b>	<b>0</b>	<b>250,000</b>	
<hr/>							
<b>DEPARTMENT CORE REQUEST</b>	EE	0.00	250,000	0	0	250,000	
	<b>Total</b>	<b>0.00</b>	<b>250,000</b>	<b>0</b>	<b>0</b>	<b>250,000</b>	
<hr/>							
<b>GOVERNOR'S RECOMMENDED CORE</b>	EE	0.00	250,000	0	0	250,000	
	<b>Total</b>	<b>0.00</b>	<b>250,000</b>	<b>0</b>	<b>0</b>	<b>250,000</b>	
<hr/>							



---

**CORE RECONCILIATION DETAIL**

---

**DEPARTMENT OF MENTAL HEALTH  
AUTISM REGIONAL PROJECTS**

---

**5. CORE RECONCILIATION DETAIL**

---

	<b>Budget Class</b>	<b>FTE</b>	<b>GR</b>	<b>Federal</b>	<b>Other</b>	<b>Total</b>	<b>Explanation</b>
<hr/>							
<b>TAFP AFTER VETOES</b>	PD	0.00	9,017,135	0	0	9,017,135	
	<b>Total</b>	<b>0.00</b>	<b>9,017,135</b>	<b>0</b>	<b>0</b>	<b>9,017,135</b>	
<hr/>							
<b>DEPARTMENT CORE REQUEST</b>	PD	0.00	9,017,135	0	0	9,017,135	
	<b>Total</b>	<b>0.00</b>	<b>9,017,135</b>	<b>0</b>	<b>0</b>	<b>9,017,135</b>	
<hr/>							
<b>GOVERNOR'S RECOMMENDED CORE</b>	PD	0.00	9,017,135	0	0	9,017,135	
	<b>Total</b>	<b>0.00</b>	<b>9,017,135</b>	<b>0</b>	<b>0</b>	<b>9,017,135</b>	
<hr/>							

---

**CORE RECONCILIATION DETAIL**

---

**DEPARTMENT OF MENTAL HEALTH  
AUTISM OUTREACH INITIATIVES**

---

**5. CORE RECONCILIATION DETAIL**

---

	<b>Budget Class</b>	<b>FTE</b>	<b>GR</b>	<b>Federal</b>	<b>Other</b>	<b>Total</b>	<b>Explanation</b>
<b>TAFP AFTER VETOES</b>							
	PD	0.00	51,511	0	0	51,511	
	<b>Total</b>	<b>0.00</b>	<b>51,511</b>	<b>0</b>	<b>0</b>	<b>51,511</b>	
<b>DEPARTMENT CORE REQUEST</b>							
	PD	0.00	51,511	0	0	51,511	
	<b>Total</b>	<b>0.00</b>	<b>51,511</b>	<b>0</b>	<b>0</b>	<b>51,511</b>	
<b>GOVERNOR'S RECOMMENDED CORE</b>							
	PD	0.00	51,511	0	0	51,511	
	<b>Total</b>	<b>0.00</b>	<b>51,511</b>	<b>0</b>	<b>0</b>	<b>51,511</b>	

# REPORT 9 - FY 2024 DEPARTMENT REQUEST

# DECISION ITEM SUMMARY

Budget Unit								
Decision Item	FY 2022	FY 2022	FY 2023	FY 2023	FY 2024	FY 2024	*****	*****
Budget Object Summary	ACTUAL	ACTUAL	BUDGET	BUDGET	DEPT REQ	DEPT REQ	SECURED	SECURED
Fund	DOLLAR	FTE	DOLLAR	FTE	DOLLAR	FTE	COLUMN	COLUMN
<b>COMMUNITY PROGRAMS</b>								
<b>CORE</b>								
PERSONAL SERVICES								
GENERAL REVENUE	624,032	9.82	760,290	10.42	760,290	10.42	0	0.00
DEPT MENTAL HEALTH	990,290	14.88	991,137	14.17	991,137	14.17	0	0.00
TOTAL - PS	1,614,322	24.70	1,751,427	24.59	1,751,427	24.59	0	0.00
EXPENSE & EQUIPMENT								
GENERAL REVENUE	32,691	0.00	37,839	0.00	37,839	0.00	0	0.00
DEPT MENTAL HEALTH	451,009	0.00	408,750	0.00	408,750	0.00	0	0.00
MH INTERAGENCY PAYMENTS	1,190	0.00	31,470	0.00	31,470	0.00	0	0.00
TOTAL - EE	484,890	0.00	478,059	0.00	478,059	0.00	0	0.00
PROGRAM-SPECIFIC								
GENERAL REVENUE	414,925,600	0.00	575,277,232	0.00	575,277,232	0.00	0	0.00
DEPT MENTAL HEALTH	859,367,456	0.00	1,331,673,258	0.00	1,151,232,013	0.00	0	0.00
CHILDRENS HEALTH INSURANCE	2,154,340	0.00	2,458,709	0.00	2,458,709	0.00	0	0.00
HCBS FMAP ENHANCEMENT	58,234,537	0.00	110,539,247	0.00	11,950,677	0.00	0	0.00
MH INTERAGENCY PAYMENTS	5,428,455	0.00	9,098,687	0.00	9,098,687	0.00	0	0.00
DMH LOCAL TAX MATCHING FUND	1,803,388	0.00	6,904,538	0.00	6,904,538	0.00	0	0.00
TOTAL - PD	1,341,913,776	0.00	2,035,951,671	0.00	1,756,921,856	0.00	0	0.00
<b>TOTAL</b>	<b>1,344,012,988</b>	<b>24.70</b>	<b>2,038,181,157</b>	<b>24.59</b>	<b>1,759,151,342</b>	<b>24.59</b>	<b>0</b>	<b>0.00</b>
<b>DD Provider Rate Standard - 1650015</b>								
PROGRAM-SPECIFIC								
GENERAL REVENUE	0	0.00	0	0.00	90,133,654	0.00	0	0.00
DEPT MENTAL HEALTH	0	0.00	0	0.00	174,565,985	0.00	0	0.00
TOTAL - PD	0	0.00	0	0.00	264,699,639	0.00	0	0.00
<b>TOTAL</b>	<b>0</b>	<b>0.00</b>	<b>0</b>	<b>0.00</b>	<b>264,699,639</b>	<b>0.00</b>	<b>0</b>	<b>0.00</b>
<b>Provider Value Based Pay CTC - 1650014</b>								
PROGRAM-SPECIFIC								
GENERAL REVENUE	0	0.00	0	0.00	20,553,834	0.00	0	0.00

# REPORT 9 - FY 2024 DEPARTMENT REQUEST

# DECISION ITEM SUMMARY

Budget Unit								
Decision Item	FY 2022	FY 2022	FY 2023	FY 2023	FY 2024	FY 2024	*****	*****
Budget Object Summary	ACTUAL	ACTUAL	BUDGET	BUDGET	DEPT REQ	DEPT REQ	SECURED	SECURED
Fund	DOLLAR	FTE	DOLLAR	FTE	DOLLAR	FTE	COLUMN	COLUMN
<b>COMMUNITY PROGRAMS</b>								
<b>Provider Value Based Pay CTC - 1650014</b>								
PROGRAM-SPECIFIC								
DEPT MENTAL HEALTH	0	0.00	0	0.00	39,614,021	0.00	0	0.00
TOTAL - PD	0	0.00	0	0.00	60,167,855	0.00	0	0.00
<b>TOTAL</b>	<b>0</b>	<b>0.00</b>	<b>0</b>	<b>0.00</b>	<b>60,167,855</b>	<b>0.00</b>	<b>0</b>	<b>0.00</b>
<b>HCBS Enhancements CTC - 1650013</b>								
PROGRAM-SPECIFIC								
GENERAL REVENUE	0	0.00	0	0.00	6,737,812	0.00	0	0.00
DEPT MENTAL HEALTH	0	0.00	0	0.00	7,574,097	0.00	0	0.00
TOTAL - PD	0	0.00	0	0.00	14,311,909	0.00	0	0.00
<b>TOTAL</b>	<b>0</b>	<b>0.00</b>	<b>0</b>	<b>0.00</b>	<b>14,311,909</b>	<b>0.00</b>	<b>0</b>	<b>0.00</b>
<b>DMH UTILIZATION - 1650012</b>								
PROGRAM-SPECIFIC								
GENERAL REVENUE	0	0.00	0	0.00	39,731,846	0.00	0	0.00
DEPT MENTAL HEALTH	0	0.00	0	0.00	77,661,708	0.00	0	0.00
TOTAL - PD	0	0.00	0	0.00	117,393,554	0.00	0	0.00
<b>TOTAL</b>	<b>0</b>	<b>0.00</b>	<b>0</b>	<b>0.00</b>	<b>117,393,554</b>	<b>0.00</b>	<b>0</b>	<b>0.00</b>
<b>GRAND TOTAL</b>	<b>\$1,344,012,988</b>	<b>24.70</b>	<b>\$2,038,181,157</b>	<b>24.59</b>	<b>\$2,215,724,299</b>	<b>24.59</b>	<b>\$0</b>	<b>0.00</b>

REPORT 9 - FY 2024 DEPARTMENT REQUEST

DECISION ITEM SUMMARY

Budget Unit								
Decision Item	FY 2022	FY 2022	FY 2023	FY 2023	FY 2024	FY 2024	*****	*****
Budget Object Summary	ACTUAL	ACTUAL	BUDGET	BUDGET	DEPT REQ	DEPT REQ	SECURED	SECURED
Fund	DOLLAR	FTE	DOLLAR	FTE	DOLLAR	FTE	COLUMN	COLUMN
ATI-DD TRAINING PILOT								
CORE								
EXPENSE & EQUIPMENT								
GENERAL REVENUE	242,500	0.00	250,000	0.00	250,000	0.00	0	0.00
TOTAL - EE	242,500	0.00	250,000	0.00	250,000	0.00	0	0.00
TOTAL	242,500	0.00	250,000	0.00	250,000	0.00	0	0.00
GRAND TOTAL								
	\$242,500	0.00	\$250,000	0.00	\$250,000	0.00	\$0	0.00

REPORT 9 - FY 2024 DEPARTMENT REQUEST

DECISION ITEM SUMMARY

Budget Unit								
Decision Item	FY 2022	FY 2022	FY 2023	FY 2023	FY 2024	FY 2024	*****	*****
Budget Object Summary	ACTUAL	ACTUAL	BUDGET	BUDGET	DEPT REQ	DEPT REQ	SECURED	SECURED
Fund	DOLLAR	FTE	DOLLAR	FTE	DOLLAR	FTE	COLUMN	COLUMN
AUTISM REGIONAL PROJECTS								
CORE								
PROGRAM-SPECIFIC								
GENERAL REVENUE	8,151,167	0.00	9,017,135	0.00	9,017,135	0.00	0	0.00
TOTAL - PD	8,151,167	0.00	9,017,135	0.00	9,017,135	0.00	0	0.00
TOTAL	8,151,167	0.00	9,017,135	0.00	9,017,135	0.00	0	0.00
GRAND TOTAL								
	\$8,151,167	0.00	\$9,017,135	0.00	\$9,017,135	0.00	\$0	0.00

REPORT 9 - FY 2024 DEPARTMENT REQUEST

DECISION ITEM SUMMARY

Budget Unit								
Decision Item	FY 2022	FY 2022	FY 2023	FY 2023	FY 2024	FY 2024	*****	*****
Budget Object Summary	ACTUAL	ACTUAL	BUDGET	BUDGET	DEPT REQ	DEPT REQ	SECURED	SECURED
Fund	DOLLAR	FTE	DOLLAR	FTE	DOLLAR	FTE	COLUMN	COLUMN
AUTISM OUTREACH INITIATIVES								
CORE								
PROGRAM-SPECIFIC								
GENERAL REVENUE	51,511	0.00	51,511	0.00	51,511	0.00	0	0.00
TOTAL - PD	51,511	0.00	51,511	0.00	51,511	0.00	0	0.00
TOTAL	51,511	0.00	51,511	0.00	51,511	0.00	0	0.00
GRAND TOTAL	\$51,511	0.00	\$51,511	0.00	\$51,511	0.00	\$0	0.00

## FLEXIBILITY REQUEST FORM

<b>BUDGET UNIT NUMBER:</b> 74205C  <b>BUDGET UNIT NAME:</b> Community Programs  <b>HOUSE BILL SECTION:</b> 10.410	<b>DEPARTMENT:</b> Mental Health  <b>DIVISION:</b> Developmental Disabilities			
<b>1. Provide the amount by fund of personal service flexibility and the amount by fund of expense and equipment flexibility you are requesting in dollar and percentage terms and explain why the flexibility is needed. If flexibility is being requested among divisions, provide the amount by fund of flexibility you are requesting in dollar and percentage terms and explain why the flexibility is needed.</b>				
<b>DEPARTMENT REQUEST</b>				
DMH is requesting 100% flexibility between the MO HealthNet and Non-MO HealthNet GR and FED appropriations for FY 2024. The information below shows a 100% calculation for Medicaid and Non-Medicaid FY 2024 budgets.				
HB Section	PS or E&E	Budget	% Flex Requested	Flex Request Amount
Community Non-Medicaid Programs - GR	PSD	\$17,061,053	100%	\$17,061,053
Community Programs Medicaid - GR	PSD	\$660,601,878	100%	\$660,601,878
DD Day Habilitation - GR	PSD	\$9,628,955	100%	\$9,628,955
Targeted Case Management- Medicaid - GR	PSD	<u>\$33,309,382</u>	100%	<u>\$33,309,382</u>
Total Request		\$720,601,268	100%	\$720,601,268
Community Programs - FED	PSD	\$24,290,711	100%	\$24,290,711
Community Programs Medicaid - FED	PSD	\$1,297,681,875	100%	\$1,297,681,875
Community Programs Medicaid - FED	PSD	\$45,332,597	100%	\$45,332,597
DD Day Habilitation Medicaid - FED	PSD	\$18,667,729	100%	\$18,667,729
Targeted Case Management- Medicaid - FED	PSD	\$920,249	100%	\$920,249
Targeted Case Management- Medicaid - FED	PSD	\$63,754,663	100%	\$63,754,663
Community Programs - CHIP - FED	PSD	<u>\$2,458,709</u>	100%	<u>\$2,458,709</u>
Total Request		\$1,453,106,533	100%	\$1,453,106,533



### FLEXIBILITY REQUEST FORM

<b>BUDGET UNIT NUMBER:</b> 74205C  <b>BUDGET UNIT NAME:</b> Community Programs  <b>HOUSE BILL SECTION:</b> 10.410	<b>DEPARTMENT:</b> Mental Health  <b>DIVISION:</b> Developmental Disabilities	
<b>2. Estimate how much flexibility will be used for the budget year. How much flexibility was used in the Prior Year Budget and the Current Year Budget? Please specify the amount.</b>		
PRIOR YEAR ACTUAL AMOUNT OF FLEXIBILITY USED	CURRENT YEAR ESTIMATED AMOUNT OF FLEXIBILITY THAT WILL BE USED	DEPARTMENT REQUEST ESTIMATED AMOUNT OF FLEXIBILITY THAT WILL BE USED
None used.	Flexibility usage is difficult to estimate at this time.	Flexibility usage is difficult to estimate at this time.
<b>3. Please explain how flexibility was used in the prior and/or current years.</b>		
PRIOR YEAR EXPLAIN ACTUAL USE	CURRENT YEAR EXPLAIN PLANNED USE	
None used.	None used.	

# REPORT 10 - FY 2024 DEPARTMENT REQUEST

# DECISION ITEM DETAIL

Budget Unit	FY 2022	FY 2022	FY 2023	FY 2023	FY 2024	FY 2024	*****	*****
Decision Item	ACTUAL	ACTUAL	BUDGET	BUDGET	DEPT REQ	DEPT REQ	SECURED	SECURED
Budget Object Class	DOLLAR	FTE	DOLLAR	FTE	DOLLAR	FTE	COLUMN	COLUMN
<b>COMMUNITY PROGRAMS</b>								
<b>CORE</b>								
DEPUTY STATE DEPT DIRECTOR	72,948	0.60	90,599	0.70	20,379	0.19	0	0.00
DESIGNATED PRINCIPAL ASST DEPT	20,688	0.20	21,708	0.20	0	0.00	0	0.00
ADMINISTRATIVE ASSISTANT	18,146	0.24	18,967	0.20	0	0.00	0	0.00
PROJECT SPECIALIST	16,186	0.25	16,171	0.17	15,000	0.10	0	0.00
MISCELLANEOUS PROFESSIONAL	39,980	1.63	41,272	0.84	18,720	0.60	0	0.00
MEDICAL ADMINISTRATOR	6,390	0.02	6,704	0.02	0	0.00	0	0.00
SPECIAL ASST OFFICIAL & ADMSTR	267,844	3.01	293,465	3.02	280,823	3.12	0	0.00
SPECIAL ASST PROFESSIONAL	151,652	1.96	172,245	2.06	189,985	2.14	0	0.00
LEAD ADMIN SUPPORT ASSISTANT	104,395	2.94	119,056	3.00	113,098	3.00	0	0.00
ADMINISTRATIVE MANAGER	0	0.00	0	0.00	35,058	0.50	0	0.00
PRINCIPAL BUSINESS PROJECT MGR	0	0.00	0	0.00	15,457	0.16	0	0.00
PROGRAM SPECIALIST	89,809	1.94	48,193	1.00	74,687	1.55	0	0.00
SENIOR PROGRAM SPECIALIST	81,381	1.43	85,391	1.43	119,292	2.00	0	0.00
PROGRAM COORDINATOR	185,809	2.83	220,088	3.09	229,996	3.68	0	0.00
PROGRAM MANAGER	443,542	5.72	464,003	6.34	465,772	4.52	0	0.00
RESEARCH/DATA ANALYST	36,961	0.67	58,529	1.00	58,540	1.00	0	0.00
AGENCY BUDGET SENIOR ANALYST	0	0.00	0	0.00	15,298	0.26	0	0.00
ACCOUNTANT	0	0.00	0	0.00	13,369	0.30	0	0.00
INTERMEDIATE ACCOUNTANT	63,230	1.00	66,349	1.00	66,348	1.00	0	0.00
HUMAN RESOURCES GENERALIST	0	0.00	0	0.00	19,605	0.47	0	0.00
HUMAN RESOURCES SPECIALIST	13,987	0.23	28,687	0.52	0	0.00	0	0.00
DEVLP DISABILITY SERVICE ASSOC	1,374	0.03	0	0.00	0	0.00	0	0.00
<b>TOTAL - PS</b>	<b>1,614,322</b>	<b>24.70</b>	<b>1,751,427</b>	<b>24.59</b>	<b>1,751,427</b>	<b>24.59</b>	<b>0</b>	<b>0.00</b>
TRAVEL, IN-STATE	31,893	0.00	69,019	0.00	69,019	0.00	0	0.00
TRAVEL, OUT-OF-STATE	0	0.00	14,800	0.00	14,800	0.00	0	0.00
FUEL & UTILITIES	0	0.00	56	0.00	56	0.00	0	0.00
SUPPLIES	386	0.00	4,381	0.00	4,381	0.00	0	0.00
PROFESSIONAL DEVELOPMENT	130,743	0.00	50,622	0.00	50,622	0.00	0	0.00
COMMUNICATION SERV & SUPP	0	0.00	7,318	0.00	7,318	0.00	0	0.00
PROFESSIONAL SERVICES	320,380	0.00	305,286	0.00	304,986	0.00	0	0.00
HOUSEKEEPING & JANITORIAL SERV	0	0.00	1,493	0.00	1,493	0.00	0	0.00
M&R SERVICES	28	0.00	1,311	0.00	1,311	0.00	0	0.00

REPORT 10 - FY 2024 DEPARTMENT REQUEST

DECISION ITEM DETAIL

Budget Unit	FY 2022	FY 2022	FY 2023	FY 2023	FY 2024	FY 2024	*****	*****
Decision Item	ACTUAL	ACTUAL	BUDGET	BUDGET	DEPT REQ	DEPT REQ	SECURED	SECURED
Budget Object Class	DOLLAR	FTE	DOLLAR	FTE	DOLLAR	FTE	COLUMN	COLUMN
COMMUNITY PROGRAMS								
CORE								
OFFICE EQUIPMENT	0	0.00	3,504	0.00	3,504	0.00	0	0.00
OTHER EQUIPMENT	1,460	0.00	12,116	0.00	12,416	0.00	0	0.00
PROPERTY & IMPROVEMENTS	0	0.00	723	0.00	723	0.00	0	0.00
BUILDING LEASE PAYMENTS	0	0.00	627	0.00	627	0.00	0	0.00
EQUIPMENT RENTALS & LEASES	0	0.00	2,484	0.00	2,484	0.00	0	0.00
MISCELLANEOUS EXPENSES	0	0.00	3,914	0.00	3,914	0.00	0	0.00
REBILLABLE EXPENSES	0	0.00	405	0.00	405	0.00	0	0.00
TOTAL - EE	484,890	0.00	478,059	0.00	478,059	0.00	0	0.00
PROGRAM DISTRIBUTIONS	1,341,913,776	0.00	2,035,951,671	0.00	1,756,921,856	0.00	0	0.00
TOTAL - PD	1,341,913,776	0.00	2,035,951,671	0.00	1,756,921,856	0.00	0	0.00
GRAND TOTAL	\$1,344,012,988	24.70	\$2,038,181,157	24.59	\$1,759,151,342	24.59	\$0	0.00
GENERAL REVENUE	\$415,582,323	9.82	\$576,075,361	10.42	\$576,075,361	10.42		0.00
FEDERAL FUNDS	\$921,197,632	14.88	\$1,446,071,101	14.17	\$1,167,041,286	14.17		0.00
OTHER FUNDS	\$7,233,033	0.00	\$16,034,695	0.00	\$16,034,695	0.00		0.00

REPORT 10 - FY 2024 DEPARTMENT REQUEST

DECISION ITEM DETAIL

Budget Unit	FY 2022	FY 2022	FY 2023	FY 2023	FY 2024	FY 2024	*****	*****
Decision Item	ACTUAL	ACTUAL	BUDGET	BUDGET	DEPT REQ	DEPT REQ	SECURED	SECURED
Budget Object Class	DOLLAR	FTE	DOLLAR	FTE	DOLLAR	FTE	COLUMN	COLUMN
ATI-DD TRAINING PILOT								
CORE								
PROFESSIONAL SERVICES	242,500	0.00	250,000	0.00	250,000	0.00	0	0.00
TOTAL - EE	242,500	0.00	250,000	0.00	250,000	0.00	0	0.00
GRAND TOTAL	\$242,500	0.00	\$250,000	0.00	\$250,000	0.00	\$0	0.00
GENERAL REVENUE	\$242,500	0.00	\$250,000	0.00	\$250,000	0.00		0.00
FEDERAL FUNDS	\$0	0.00	\$0	0.00	\$0	0.00		0.00
OTHER FUNDS	\$0	0.00	\$0	0.00	\$0	0.00		0.00

REPORT 10 - FY 2024 DEPARTMENT REQUEST

DECISION ITEM DETAIL

Budget Unit	FY 2022	FY 2022	FY 2023	FY 2023	FY 2024	FY 2024	*****	*****
Decision Item	ACTUAL	ACTUAL	BUDGET	BUDGET	DEPT REQ	DEPT REQ	SECURED	SECURED
Budget Object Class	DOLLAR	FTE	DOLLAR	FTE	DOLLAR	FTE	COLUMN	COLUMN
AUTISM REGIONAL PROJECTS								
CORE								
PROGRAM DISTRIBUTIONS	8,151,167	0.00	9,017,135	0.00	9,017,135	0.00	0	0.00
TOTAL - PD	8,151,167	0.00	9,017,135	0.00	9,017,135	0.00	0	0.00
GRAND TOTAL	\$8,151,167	0.00	\$9,017,135	0.00	\$9,017,135	0.00	\$0	0.00
GENERAL REVENUE	\$8,151,167	0.00	\$9,017,135	0.00	\$9,017,135	0.00		0.00
FEDERAL FUNDS	\$0	0.00	\$0	0.00	\$0	0.00		0.00
OTHER FUNDS	\$0	0.00	\$0	0.00	\$0	0.00		0.00

REPORT 10 - FY 2024 DEPARTMENT REQUEST

DECISION ITEM DETAIL

Budget Unit	FY 2022	FY 2022	FY 2023	FY 2023	FY 2024	FY 2024	*****	*****
Decision Item	ACTUAL	ACTUAL	BUDGET	BUDGET	DEPT REQ	DEPT REQ	SECURED	SECURED
Budget Object Class	DOLLAR	FTE	DOLLAR	FTE	DOLLAR	FTE	COLUMN	COLUMN
AUTISM OUTREACH INITIATIVES								
CORE								
PROGRAM DISTRIBUTIONS	51,511	0.00	51,511	0.00	51,511	0.00	0	0.00
TOTAL - PD	51,511	0.00	51,511	0.00	51,511	0.00	0	0.00
GRAND TOTAL	\$51,511	0.00	\$51,511	0.00	\$51,511	0.00	\$0	0.00
GENERAL REVENUE								
FEDERAL FUNDS								
OTHER FUNDS								

## PROGRAM DESCRIPTION

Department: Mental Health

HB Section(s): 10.410, 10.413, 10.555

Program Name: In-Home Supports

Program is found in the following core budget(s): DD Community Programs

### 1a. What strategic priority does this program address?

Supporting independence and self-sufficiency of Missourians with developmental disabilities by increasing employment rates and fostering self sufficiency, building systems of positive behavior supports, and increasing the use of technology to provide increased levels of independence.

### 1b. What does this program do?

In-Home services is designed to 1) support families to preserve the natural family structure, 2) teach individuals self-sufficiency in order to live as independently as possible when it is time to move out of the family home, and 3) to help individuals already living on their own to learn new skills and build on existing skills in order to maximize their independence and to live the life they choose. In-Home Services are available to individuals who live with family or may live on their own but are not receiving residential services. These services are currently provided to 15,729 individuals. In-Home services include, but are not limited to: individual skill development, respite, transportation, personal assistance, day habilitation, community integration, employment training and support, autism parent training, and behavior services.

Individuals each have a service plan that identifies state services needed, generic supports available through-local resources as well as natural support provided by family and friends. Individuals and choose services which meet their needs, allowing individuals to access employment and support individuals along with their families to more fully participate in their community. In the FY 2023 budget, the Missouri General Assembly appropriated \$16.6M to implement value based payment initiatives to incentivize and enhance favorable outcomes for individuals. These payments impact in-home services such as remote services expansion and employment. These supports are funded by a combination of state and federal funds through four separate Medicaid Waivers administered by the Division of DD and the MO HealthNet Division (MHD) in the Department of Social Services (DSS).

▪The Comprehensive Waiver for persons with developmental disabilities, which began in FY 1989, is the only Medicaid Waiver which provides for residential services and supports in settings such as group homes and supported living. In FY 2022, 8,645 individuals were served through the Comprehensive Waiver, of which 7,487 received residential services. The remaining 1,158 lived on their own or with family. Until other waivers were available, this waiver served all eligible individuals. Currently, only individuals deemed in crisis need for residential services are enrolled in this waiver.

▪The Community Support Waiver which began in July 2003, serves individuals who do not require residential placement. This waiver provides a wide range of supports for individuals. The total cost of waiver services required to meet the person's needs must not exceed \$28,000 annually, except in special

▪The Missouri Children's Developmental Disabilities Waiver (MOCDD Waiver) targets children under the age of 18 with special needs. MO HealthNet guidelines require parental income and resources to be considered in determining the child's financial eligibility for MO HealthNet when the child lives in the home with their parents. This requirement of deeming parental income to the child is waived for children who participate in the MOCDD Waiver. As a result, only income and resources that are specific to the child are considered when determining financial eligibility for this waiver. In FY 2022, 305 individuals were served in this waiver.

▪The Partnership for Hope (PfH) Waiver is a county-based waiver approved in October 2010. State match costs are split 50/50 with the county in which the individual resides. Services are available only in counties with a Senate Bill 40 Board (SB40) and who have agreed to participate in this waiver. PfH served 2,077 individuals in FY 2022. The total cost of waiver services required to meet the person's needs must not exceed \$12,362 annually, or \$15,000 annually if an exception is granted.

## PROGRAM DESCRIPTION

Department: Mental Health

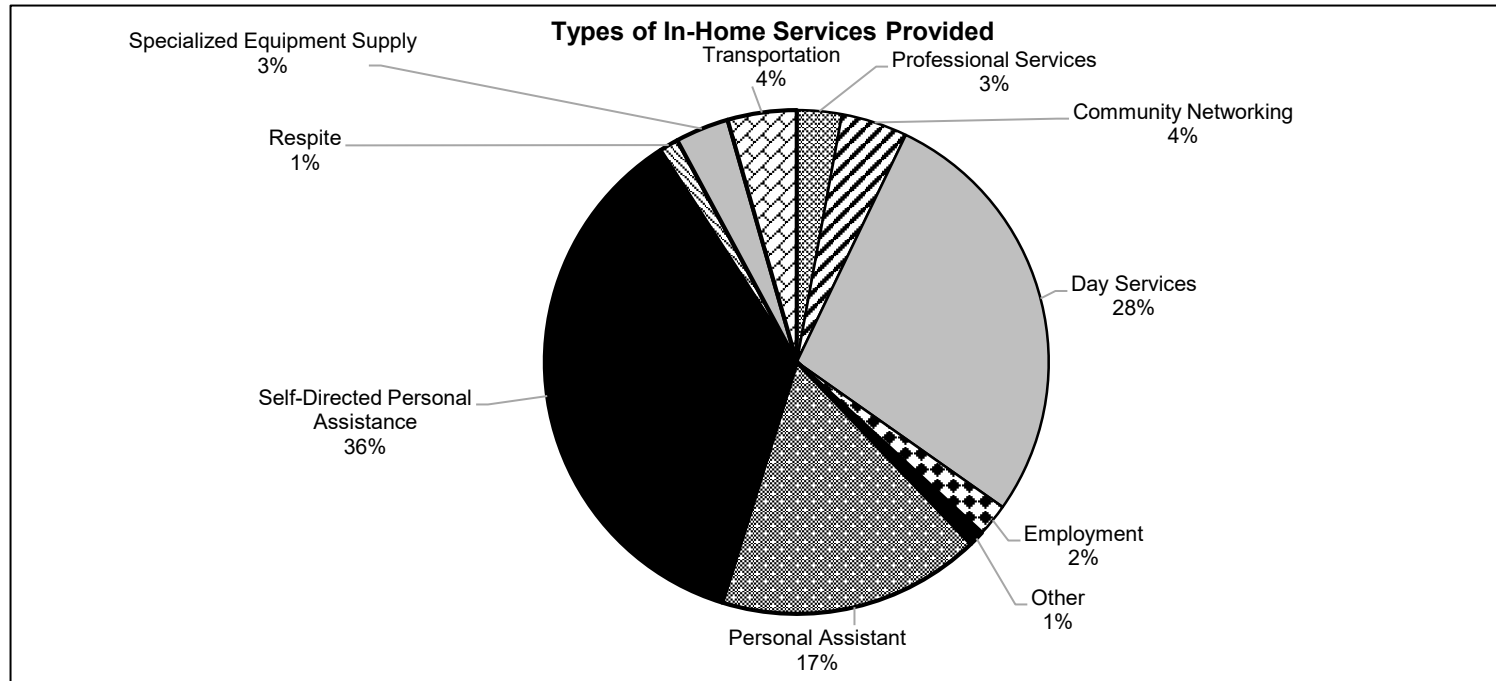
HB Section(s): 10.410, 10.413, 10.555

Program Name: In-Home Supports

Program is found in the following core budget(s): DD Community Programs

### 2a. Provide an activity measure(s) for the program.

- Increase in-home supports to individuals and their families to enable persons with developmental disabilities to live in their communities.



Note: The percentage provided is based on FY 2022 total In-Home expenditures for each type of service received



## PROGRAM DESCRIPTION

Department: Mental Health

HB Section(s): 10.410, 10.413, 10.555

Program Name: In-Home Supports

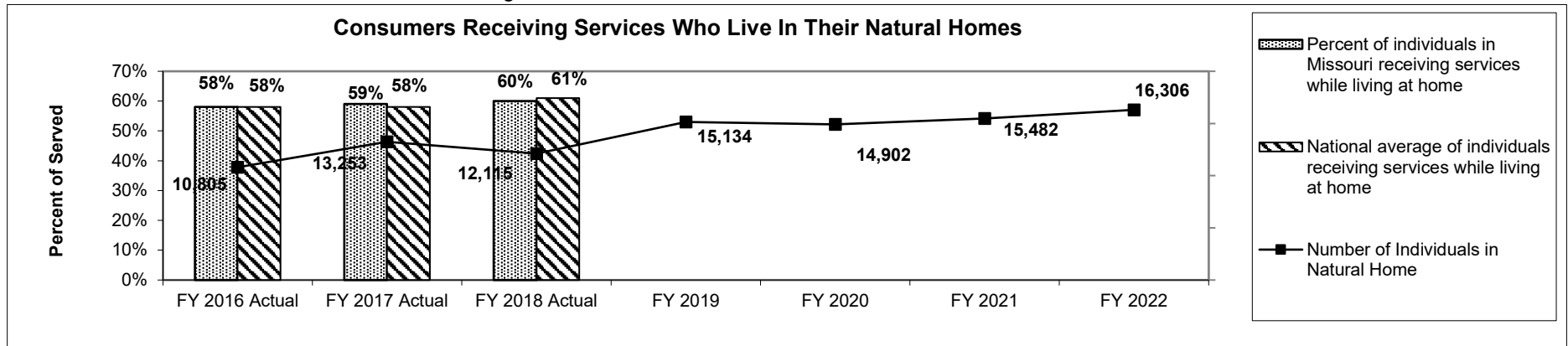
Program is found in the following core budget(s): DD Community Programs

### 2a. Provide an activity measure(s) for the program. (Continued)

- Number of consumers served in the following MO HealthNet waivers by fiscal year:

	FY 2020 Actual	FY 2021 Actual	FY 2022 Actual	FY 2023 Projected	FY 2024 Projected	FY 2025 Projected
Comprehensive Waiver	8,532	8,513	8,645	9,091	9,091	9,091
Community Support Waiver	4,155	4,127	4,702	5,446	5,446	5,446
Mo Children with DD Waiver	332	329	305	333	333	333
Partnership for Hope Waiver	1,968	2,040	2,077	2,617	2,617	2,617
	14,987	15,009	15,729	17,487	17,487	17,487

- To increase the number of individuals receiving services who live in their natural home.



Note: The Percent of Total Served is based on the Residential Information Services Project (RISP). National RISP data for 2019-2022 is not yet available. More consumers are receiving services in their homes enabling them to fully be included in all aspects of home, school and community life.

## PROGRAM DESCRIPTION

Department: Mental Health

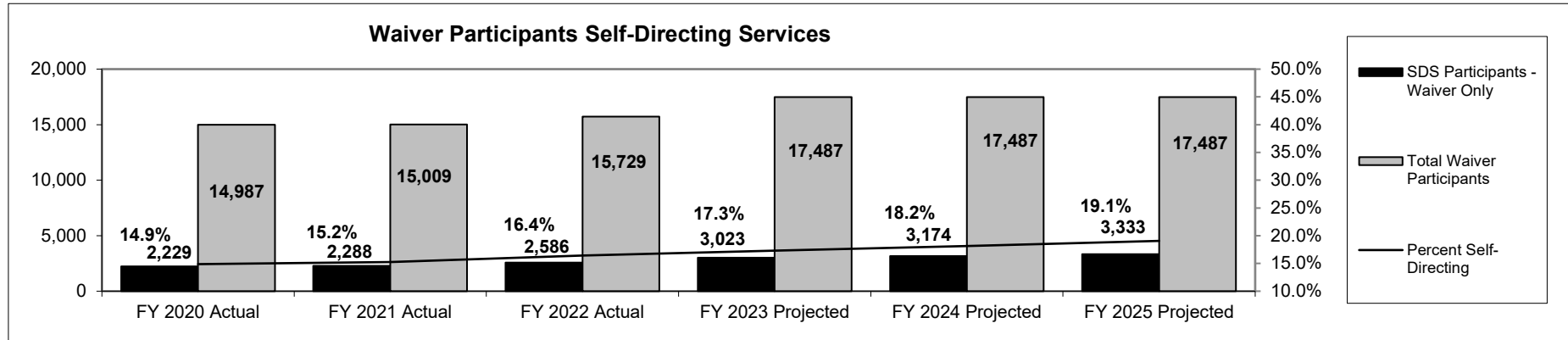
HB Section(s): 10.410, 10.413, 10.555

Program Name: In-Home Supports

Program is found in the following core budget(s): DD Community Programs

### 2a. Provide an activity measure(s) for the program. (Continued)

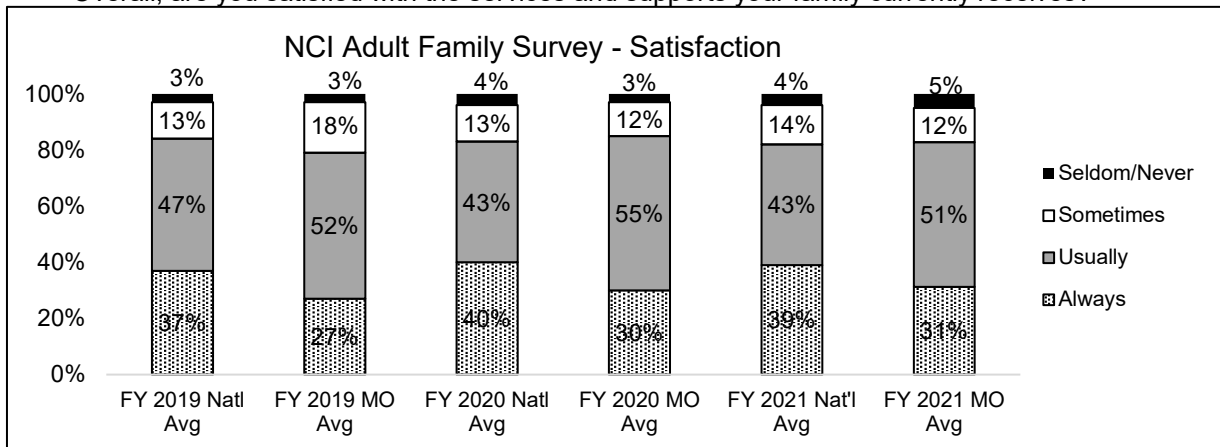
- Percent of Waiver Participants Self-Directing their own services, thereby increasing self-sufficiency and community inclusion, and avoiding out of home placement and other segregated services.



Note: In FY 2022, Missouri had 16.44% of waiver participants self-directing services. Fourteen states report at least 10% of individuals using self-directed services, according to the NCI Adult In-Person Survey. Nine states report at least 20% being self-directed. 22 states responded to this measure.

### 2b. Provide a measure(s) of the program's quality.

- Overall, are you satisfied with the services and supports your family currently receives?



Note: Based on National Core Indicator (NCI) Adult In-Person Survey (IPS) results. NCI is a voluntary effort by public developmental disabilities agencies to measure and track their own performance. Due to the COVID-19 Pandemic, national data for the 2019-20 IPS were not published. Only MO-specific data is available for that year. In 2020-21, surveying resumed as normal. 402 surveys were completed in MO and 19,991 were completed nationally.

## PROGRAM DESCRIPTION

Department: Mental Health

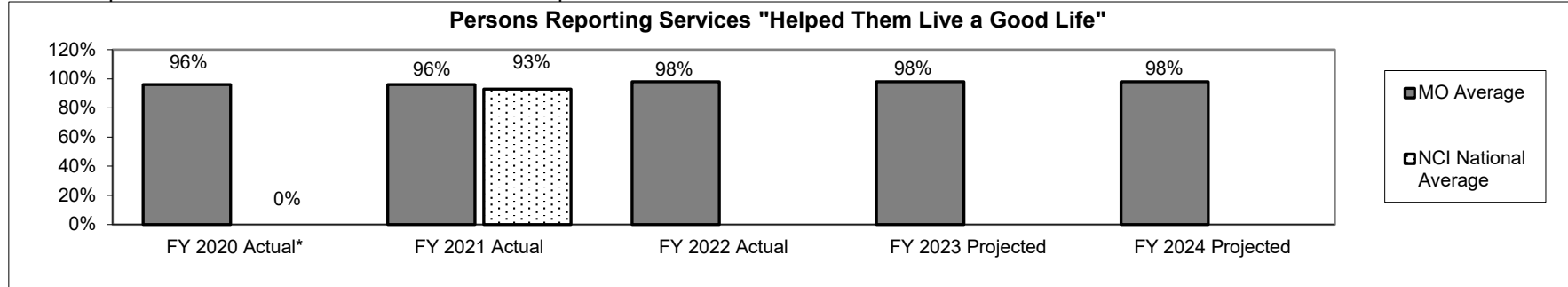
HB Section(s): 10.410, 10.413, 10.555

Program Name: In-Home Supports

Program is found in the following core budget(s): DD Community Programs

### 2b. Provide a measure(s) of the program's quality. (Continued)

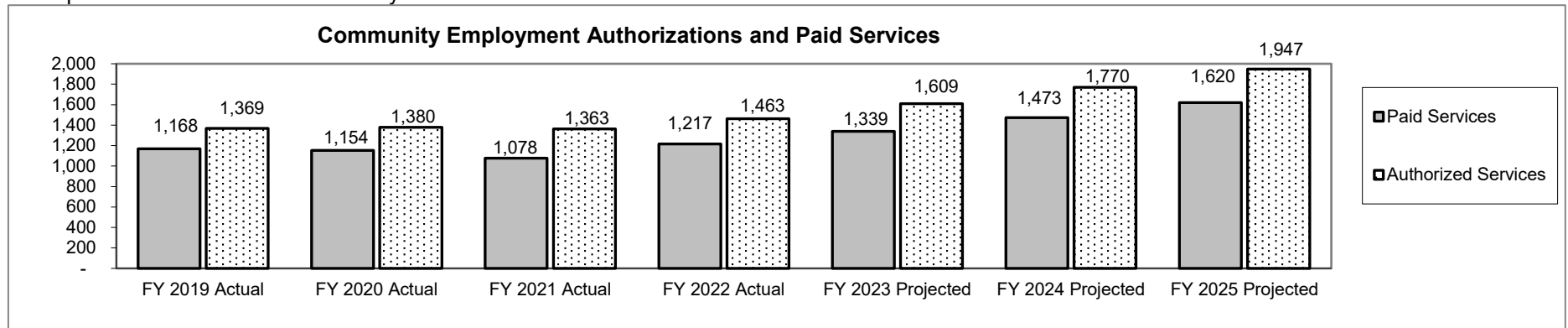
- To improve satisfaction of individuals with developmental disabilities.



Note: Based on NCI Adult In-Person Survey (IPS) results. NCI is a voluntary effort by public developmental disabilities agencies to measure and track their own performance. \*Due to the COVID-19 Pandemic, national data for the 2019-20 IPS were not published. Only MO-specific data is available for that year. In 2020-21, surveying resumed as normal. 402 surveys were completed in MO and 19,991 were completed nationally. 2022 NCI data is not yet available.

### 2c. Provide a measure(s) of the program's impact.

- To promote individual self-sufficiency.



Note: Includes individuals age 18+ with an open episode of care. Based on national survey data, out of the total number of individuals in day and employment services, Missouri had 662 or 11% of individuals in integrated employment services in 2017. Nationally, there were 20% in integrated employment services. (Source: National Survey of State IDD Agency Day and Employment Services conducted by University of Massachusetts, Boston.) Missouri's stretch target was projected to be 35% for FY 2021-FY 2023; however, COVID-19 impacted employment opportunities.

## PROGRAM DESCRIPTION

Department: Mental Health

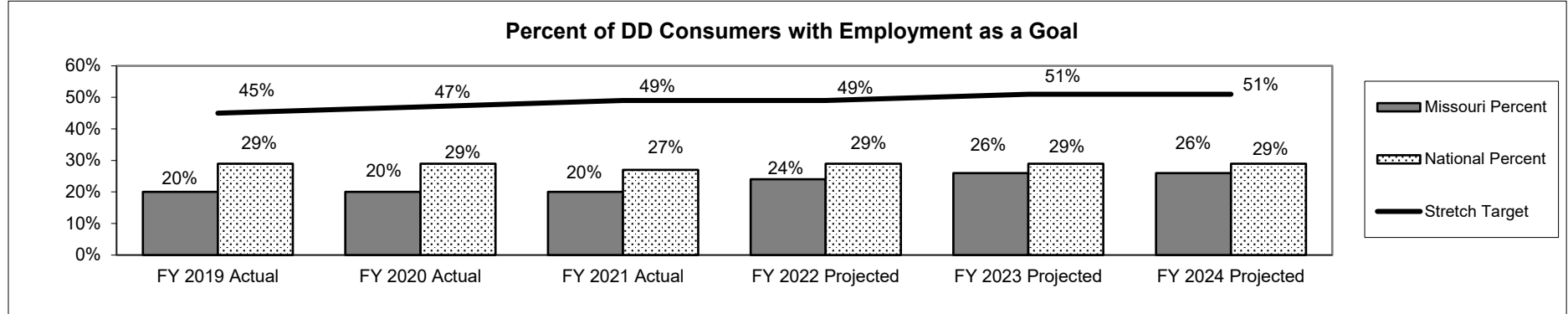
HB Section(s): 10.410, 10.413, 10.555

Program Name: In-Home Supports

Program is found in the following core budget(s): DD Community Programs

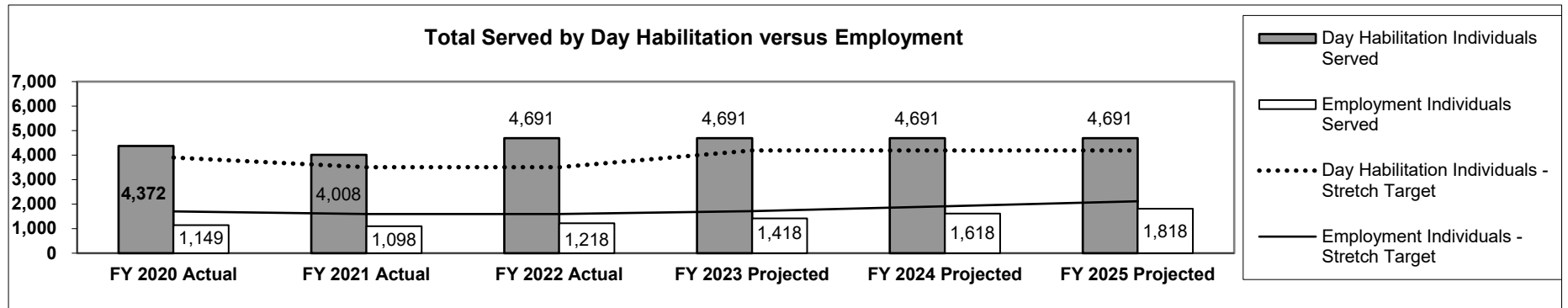
### 2c. Provide a measure(s) of the program's impact. (Continued)

- How successful is Missouri in identifying employment as a planning goal.



Note: Based on a sample of consumers reported in NCI. Overall, Missouri conducts 400 Adult Consumer Surveys (now the Adult In-Person Survey) every year. According to this survey, 40% of unemployed individuals in Missouri indicated they would like a job in the community, compared with 50% Nationally. Given this discrepancy, the ultimate stretch target is for 51% of individuals to have employment as a goal.

- To improve consumer independence and community integration by moving away from segregated day services to community-integrated employment.



Note: In line with the overall goal of the highest level of community integration, the Division of DD is working towards increasing the number of individuals in integrated community employment and reducing the number in segregated day services. The stretch targets are based on 500 individuals per year transitioning from day services to integrated community employment.

## PROGRAM DESCRIPTION

Department: Mental Health

HB Section(s): 10.410, 10.413, 10.555

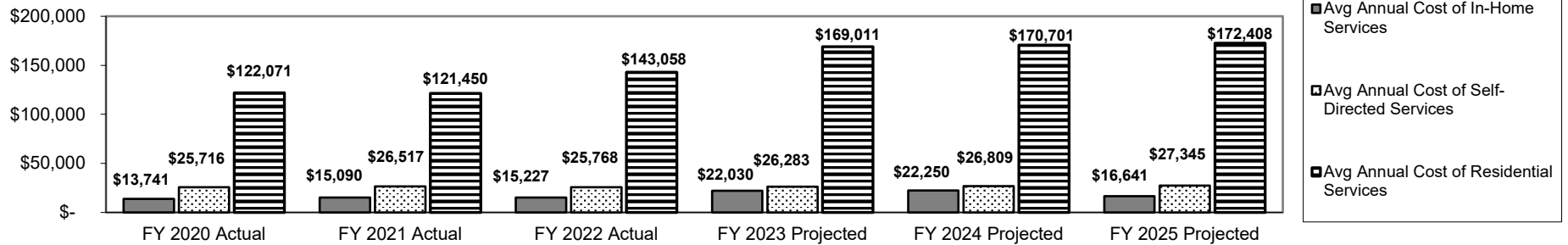
Program Name: In-Home Supports

Program is found in the following core budget(s): DD Community Programs

2d. Provide a measure(s) of the program's efficiency.

- To provide more cost effective alternative to residential placement.

**Average Annual Cost Per Consumer**



Note: Average annual cost of residential services includes group home, shared living and Individualized Supported Living. Cost includes provider rate increases approved in the FY 2022 and 2023 budgets to fund residential providers at a rate supporting a \$15/hour wage for direct support professionals. Data reflects that it costs significantly less to serve individuals in their home as compared to the individuals who live in contracted residential settings. The Division of DD continues to promote and enhance its in-home services to provide necessary supports for families and individuals to avoid costly residential placement.

## PROGRAM DESCRIPTION

Department: Mental Health

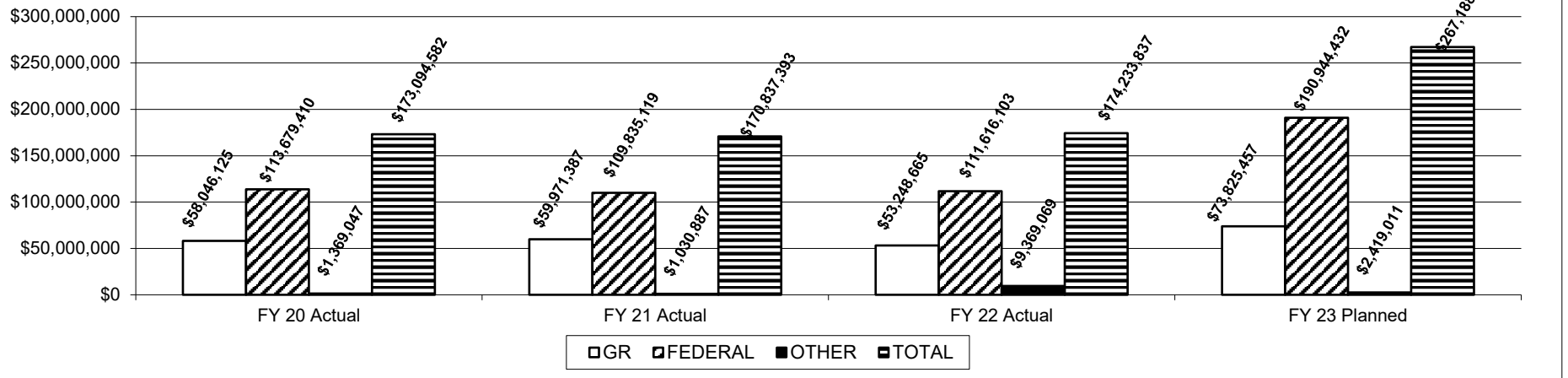
HB Section(s): 10.410, 10.413, 10.555

Program Name: In-Home Supports

Program is found in the following core budget(s): DD Community Programs

3. Provide actual expenditures for the prior three fiscal years and planned expenditures for the current fiscal year. (Note: Amounts do not include fringe benefit costs.)

Program Expenditure History



Note: FY 2023 Planned increased expenditures as a result of FY 2022 and FY 2023 provider rate increases; Federal Expenditures include funding appropriated for HCBS Enhancements and a portion of provider rate increases funding with HCBS FMAP Enhancement funds.

**4. What are the sources of the "Other " funds?**

Other funds include Mental Health Local Tax Match (0930), Mental Health Interagency Payment Fund (0109) and Developmental Disabilities Wait List Fund (0986).

**5. What is the authorization for this program, i.e., federal or state statute, etc.? (Include the federal program number, if applicable.)**

Chapter 633, RSMo. (support services defined in Sections 630.405 through 630.460).

**6. Are there federal matching requirements? If yes, please explain.**

The Division of DD provides the state share of the cost of services that it provides to eligible consumers.

**7. Is this a federally mandated program? If yes, please explain.**

No. However, the Division of DD agrees to certain mandated terms as part of the MO HealthNet Waiver.

## PROGRAM DESCRIPTION

Department: Mental Health

HB Section(s): 10.410

Program Name: Residential Services

Program is found in the following core budget(s): DD Community Programs

### 1a. What strategic priority does this program address?

Supporting independence and self-sufficiency of Missourians with developmental disabilities by increasing employment rates and fostering self-sufficiency, building systems of positive behavior supports, and increasing the use of technology to promote increased levels of independence.

### 1b. What does this program do?

The Division of Developmental Disabilities (DD) ensures residential supports are available to help citizens of Missouri with intellectual and developmental disabilities through funding group and individualized living arrangements and promoting the use of evidenced based practices of support and use of technology to support independent community living. This service model provides for round-the-clock support and protective oversight to individuals who cannot be supported in their own home or with family members. This program is operated through a network of privately contracted and state-operated providers in settings such as group homes, apartments, and single family homes with the goal of integrating each individual into their local community as much as possible. These services are funded through the Comprehensive Medicaid Waiver and Medicaid State Plan for a small number of homes licensed as Intermediate Care Facilities for the Individuals with Intellectual Disabilities (ICF/IID). Resident's income, derived from Social Security benefits, wages, and other sources, is used to cover the cost of rent, utilities, food, and other household expenses which are not billable to Medicaid.

Residential oversight is provided by direct support professionals (DSPs). The cost of DSP wages and associated benefits is the driving cost for this service. The presence of DSP while needed is also considered the most intrusive and costly type of support to people with intellectual and developmental disabilities (IDD). Consequently the overarching goal for any residential service is to teach skills to increase self-sufficiency and to utilize remote supports, assistive technology and modifying the home environment to maximize independence and reduce the need for DSP support. It is the responsibility of the provider to ensure staff meet eligibility requirements, as well as receive required trainings. Providers who choose to implement positive behavior support (PBS) training see a reduction in negative interactions between staff and individuals which can decrease the level of DSPs needed and is the focus of a Value Based Payment incentive. A residential provider also delivers transportation to activities, provides personal funds management, coordination of daily activities, and oversight of health and safety. Additionally, providers may support the individual through services that address needs such as skill development, employment, community integration, and behavioral improvement.

Currently, only new individuals deemed in crisis need for residential services are enrolled in this program. To be eligible for the Comprehensive Waiver, an individual must be Medicaid eligible and meet the criteria of a standardized assessment that determines the individual's level of care. The Division of DD maintains a list of individuals who have requested this level of service. Each individual is scored based on a priority of need (PON) assessment that establishes their acuity and determines their eligibility for this service. Each fiscal year, based on funding appropriated, the Division of DD provides comprehensive waivers to individuals assessed with the highest need first. Priority for residential placement also includes individuals transitioning from Children's Division custody, nursing homes or other institutions ICF/IID facilities.

The funding for this program includes state match and federal authority to draw down federal match. The Division of DD was awarded \$16.6M to implement value-based payments to providers utilizing Home and Community Based Services (HCBS) FMAP Enhancement dollars. These payments include incentives for utilizing tiered behavior supports, enhancing the DSP workforce through certification and training, and completing the Health Risk Screening Tool.

## PROGRAM DESCRIPTION

Department: Mental Health

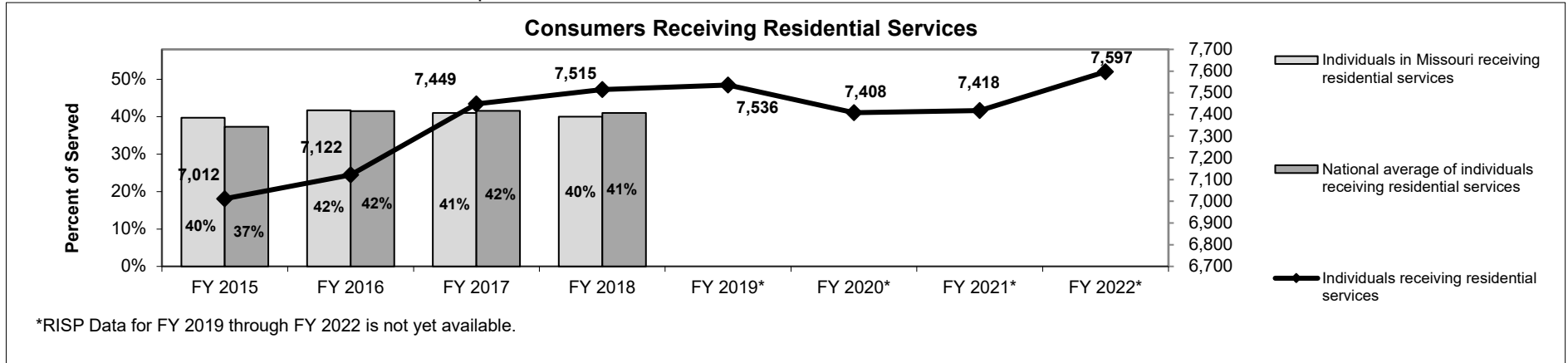
HB Section(s): 10.410

Program Name: Residential Services

Program is found in the following core budget(s): DD Community Programs

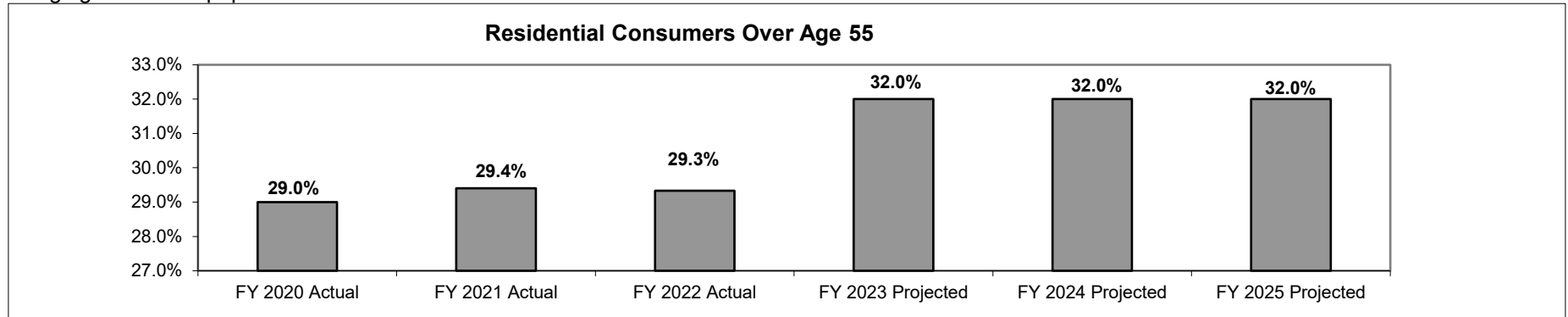
2a. Provide an activity measure(s) for the program.

- Number of consumers served in residential placements.



Note: The Percent of Total Served is based on the Residential Information Services Project (RISP).

- Aging residential population.





## PROGRAM DESCRIPTION

Department: Mental Health

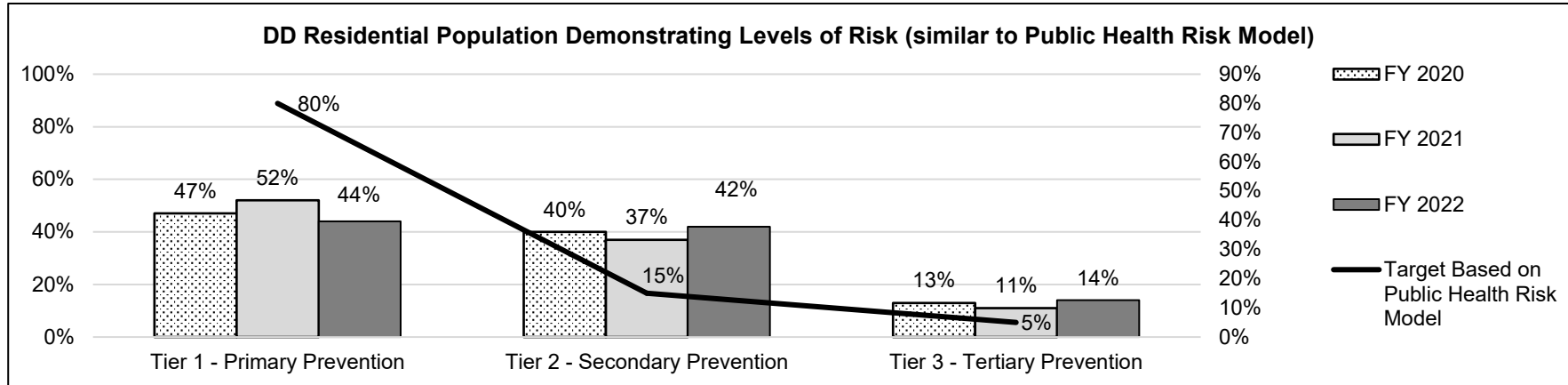
HB Section(s): 10.410

Program Name: Residential Services

Program is found in the following core budget(s): DD Community Programs

### 2a. Provide an activity measure(s) for the program. (Continued)

- Reduce risk for individuals in DD residential services by improving behavior supports.



Note: The graph reflects the needs for support of the individuals receiving residential services from the Division. Ideally, following the Public Health Risk Model, Tier 1, or the primary prevention, would address the needs of approximately 80% of the population through universal supports important for all. Tier 2, secondary prevention would address the needs of those who are experiencing additional risk even with the universal supports; this should be 15% of the population. Tier 3, or tertiary prevention, should be necessary for only 5% of the population if the other prevention levels are working well. This is the highest level of need requiring intensive and individualized services. The DD residential population consistently has higher levels of risk and the multi-tiered system of support efforts as well as all other efforts of the Division of DD are directed towards improving these supports to reduce the risk.

## PROGRAM DESCRIPTION

Department: **Mental Health**

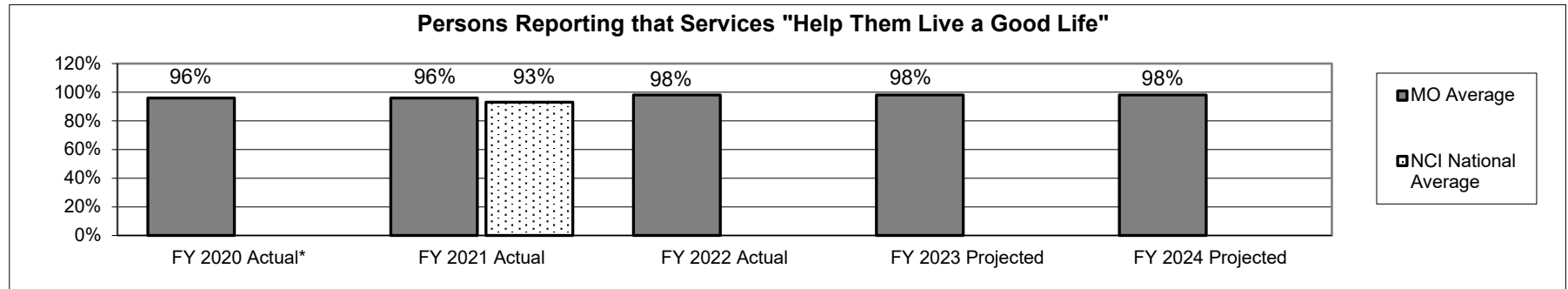
HB Section(s): **10.410**

Program Name: **Residential Services**

Program is found in the following core budget(s): **DD Community Programs**

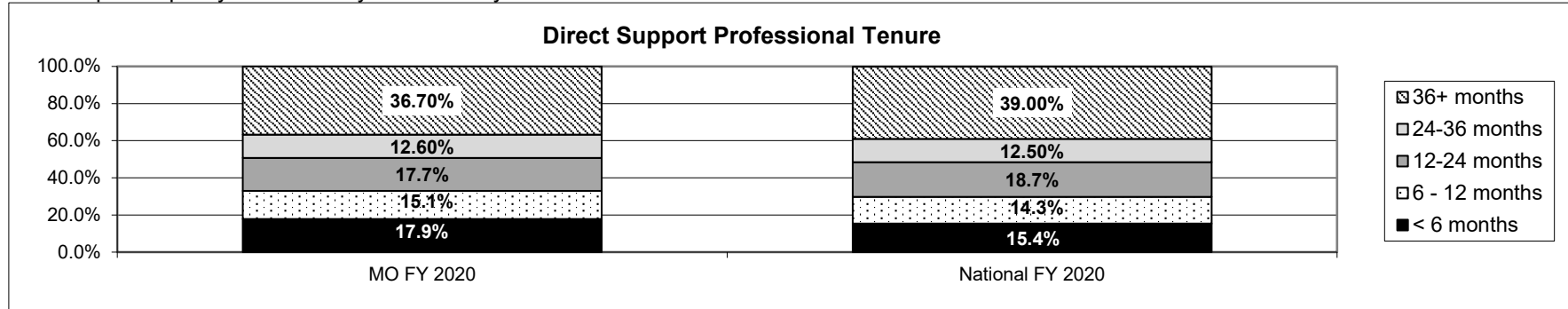
### 2b. Provide a measure(s) of the program's quality.

- Improve satisfaction of individuals with developmental disabilities.



Note: Based on National Core Indicator (NCI) survey results. The National Core Indicators is a voluntary effort by public developmental disabilities agencies to measure and track their own performance. Overall, Missouri conducts 403 Adult Consumer Surveys (now the Adult In-Person Survey) every year. \*Due to the COVID-19 Pandemic, the 2019-20 In-Person Survey (IPS) survey data collection period was unexpectedly abbreviated with all data collection stopped on April 15, 2020. At the time IPS surveying was ended, Missouri had completed 227 surveys. As states were in many different stages of survey administration when data collection stopped, NCI made the decision not to publish NCI (national) averages for this survey cycle. Only Missouri averages are available for FY 2020.

- To improve quality outcomes by staff stability.



Note: Based on National Core Indicator/Staff Stability Survey results. The National Core Indicators is a voluntary effort by public developmental disabilities agencies to measure and track their own performance. Data represents length of time direct support professional staff are employed with provider agencies.

## PROGRAM DESCRIPTION

Department: Mental Health

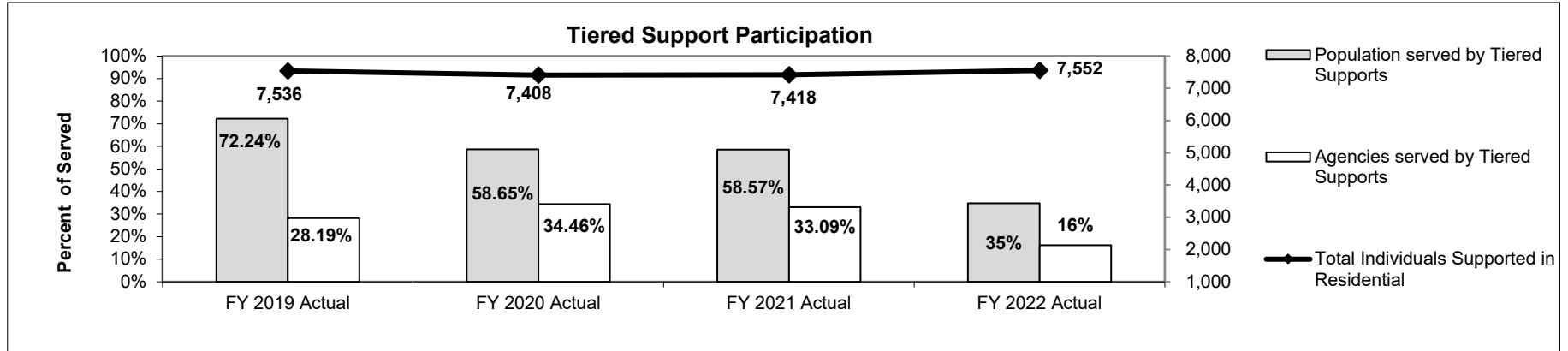
HB Section(s): 10.410

Program Name: Residential Services

Program is found in the following core budget(s): DD Community Programs

### 2b. Provide a measure(s) of the program's quality. (Continued)

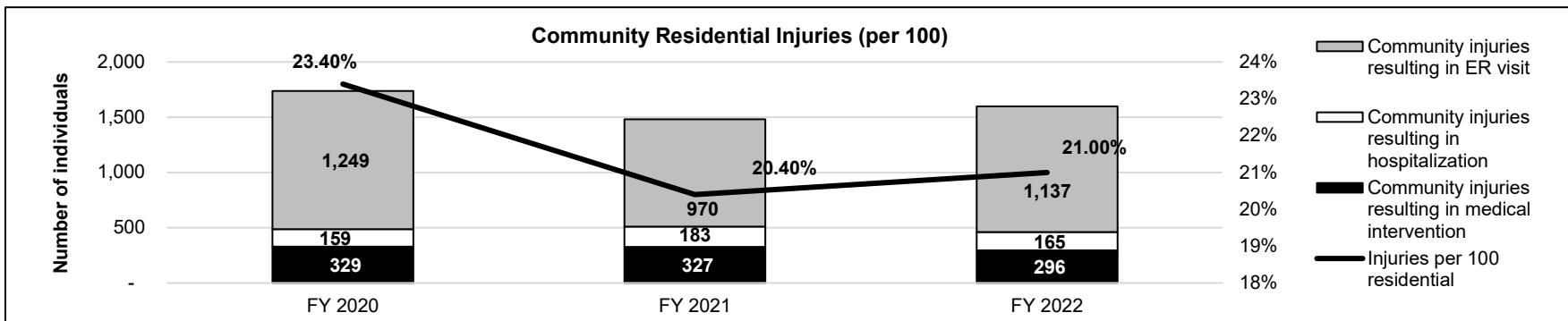
- Increase participation in tiered supports, thereby effectively reducing behavior problems and improving quality of life for individuals.



Note: When agencies have systems of best-practice positive behavior support, individuals have increased quality of life and less behavior problems. The Division's Multi-Tiered System of Support (MTSS) team assist participating agencies to develop and implement these best practice systems. The data represents agencies that have been active in the Tiered Support process of consultation at any point during the FY. The current level of Tiered Supports represents the max capacity of state staff to deliver consultation and agency capacity to maintain efforts during both maintain operations and manage through the staffing crisis.

### 2c. Provide a measure(s) of the program's impact.

- Minimize community residential injuries to individuals served.



Note: Data reflects number of injuries resulting in emergency room visits, hospitalization, and medical interventions. A stable, trained workforce can help to reduce injuries.

## PROGRAM DESCRIPTION

Department: **Mental Health**

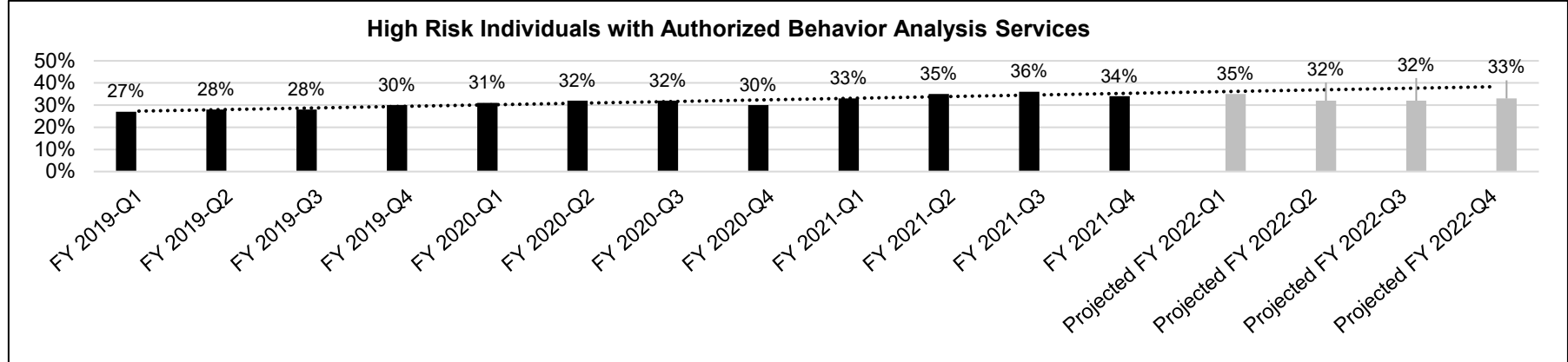
HB Section(s): **10.410**

Program Name: **Residential Services**

Program is found in the following core budget(s): **DD Community Programs**

### 2c. Provide a measure(s) of the program's impact. (Continued)

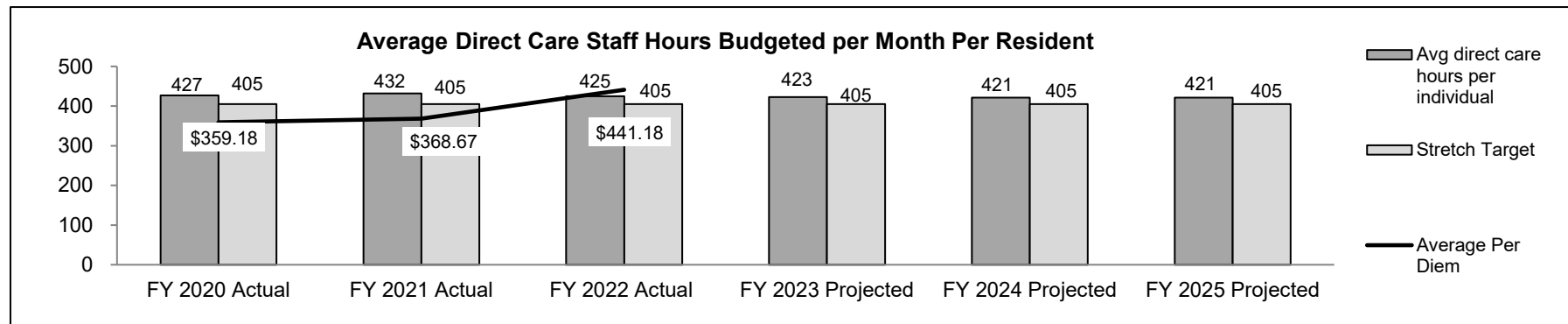
- Statewide growth of behavior services addressing need.



Note: Individuals who exhibit high-risk behaviors benefit from accessing behavior analytic services that create the opportunity to have intensive, individualized supports. The highest risk individuals are identified for review by the Behavior Support Review committee. Providers that support At-Risk and High Risk individuals are also invited to attend the Provider Support Community. Behavior Analytic service agencies have access to various clinical development opportunities facilitated by the Multi-Tiered System of Support (MTSS) team and the Missouri Alliance for Dual Diagnosis (MOADD). The MTSS team is also working on reducing the number of high risk individuals that would require intensive behavior analytic service through development of prevention systems (see 2b. - Tiered Supports Participation).

The projected decrease in percentage is a product of increase in high risk individuals and ABA providers having staffing issues which are significantly

- To reduce the level of direct support needed by implementing tiered supports and remote support technology.



## PROGRAM DESCRIPTION

Department: Mental Health

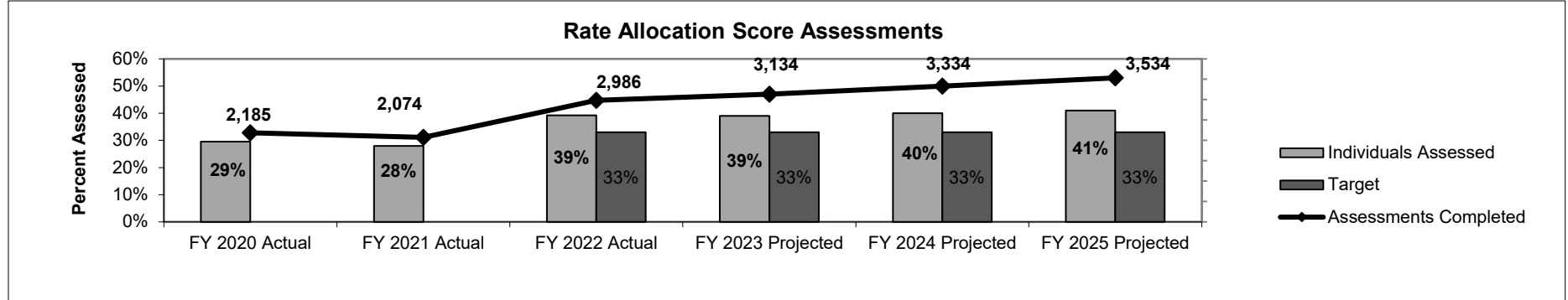
HB Section(s): 10.410

Program Name: Residential Services

Program is found in the following core budget(s): DD Community Programs

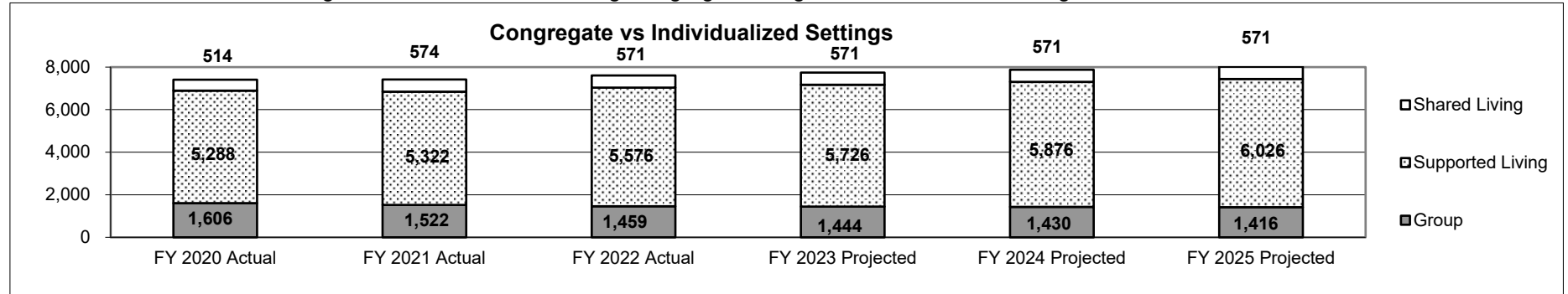
2d. Provide a measure(s) of the program's efficiency.

- Number of consumers who's needs have been assessed or reassessed.



Note: The Division uses a Rate Allocation Score (RAS) to determine residential rates. The Missouri Adaptive Ability Score (MAAS) is a tool developed by the Missouri Department of Mental Health - Division of Developmental Disabilities in conjunction with the Missouri Institute on Mental Health (MIMH). The MAAS measures an individual's support needs in a variety of areas in order to identify the level of supports an individual requires. MAAS assessments are completed for the purpose of establishing a RAS every three years at a minimum for individuals receiving residential services. The Division of DD began using the MAAS in FY 2022 to set residential rates on an individual basis. From FY 2014 through FY 2021 the Supports Intensity Scale (SIS) was used for this purpose.

- To increase individuals living in the least restrictive setting, congregate being the most restrictive setting.



Note: The average per diem for all services received by an individual in residential supports is \$332.74.

## PROGRAM DESCRIPTION

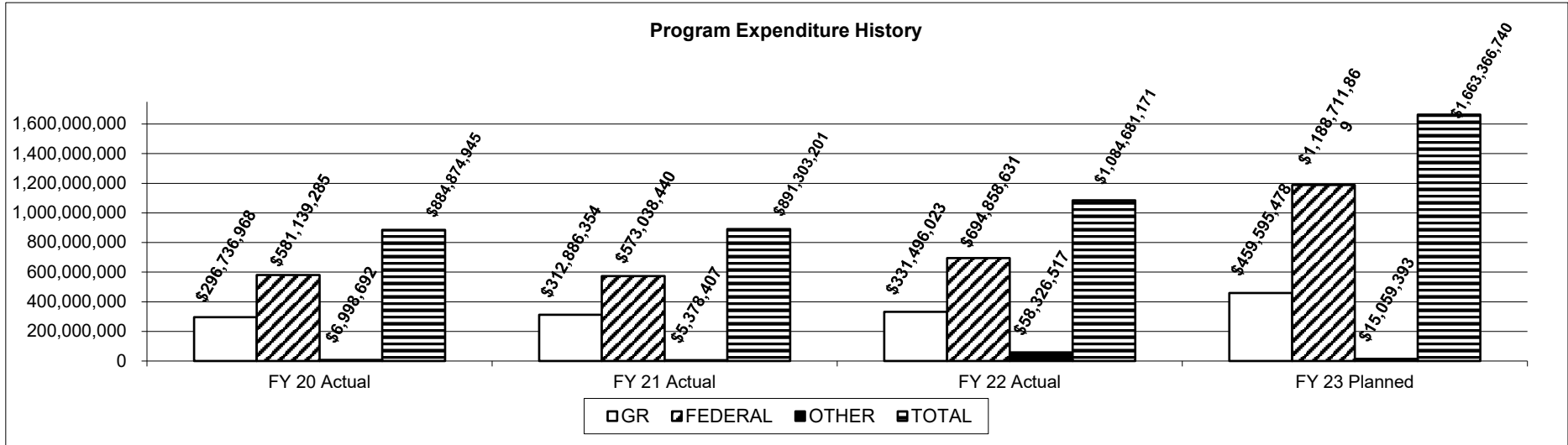
Department: Mental Health

HB Section(s): 10.410

Program Name: Residential Services

Program is found in the following core budget(s): DD Community Programs

3. Provide actual expenditures for the prior three fiscal years and planned expenditures for the current fiscal year. (Note: Amounts do not include fringe benefit costs.)



Note: FY 2023 Planned excludes \$8 M in anticipated unused federal authority and increased expenditures as a result of FY 2022 and FY 2023 provider rate increases; Federal Expenditures include funding for HCBS Enhancements and a portion of provider rate increases funded with HCBS FMAP Enhancement Fund.

### 4. What are the sources of the "Other" funds?

"Other" funds include Mental Health Local Tax Match (0930), Mental Health Interagency Payment Fund (0109) and Developmental Disabilities Wait List Fund (0986).

### 5. What is the authorization for this program, i.e., federal or state statute, etc.? (Include the federal program number, if applicable.)

Chapter 633, RSMo. (traditional residential defined in Sections 630.605 through 630.660 and 633.110).

### 6. Are there federal matching requirements? If yes, please explain.

The Division of DD provides the state share of the cost of services that it provides to eligible individuals

### 7. Is this a federally mandated program? If yes, please explain.

No. However, the Division of DD agrees to certain mandated terms as part of the Comprehensive Waiver.

## PROGRAM DESCRIPTION

Department: **Mental Health**

HB Section(s): **10.410, 10.415**

Program Name: **DD Support Coordination**

Program is found in the following core budget(s): **Community Programs, Community Support Staff**

### 1a. What strategic priority does this program address?

Supporting independence and self-sufficiency of Missourians with developmental disabilities by increasing employment rates and fostering self-sufficiency, building systems of positive behavior supports, and increasing the use of technology to foster increased levels of independence.

### 1b. What does this program do?

The Division of Developmental Disabilities (DD) assures that every consumer eligible for the Division of DD services is assigned a support coordinator who is responsible for the development and monitoring of the person's service plan. Support coordination core competencies have been developed in Missouri to ensure person-centered, consistent, and quality support coordination across the state. These core competencies consist of foundational values, developing and maintaining relationships, and having an awareness of rights and responsibilities. The support coordinator is responsible for planning with the individual through a person-centered planning process, resulting in an integrated and comprehensive plan that is reflective of and responsive to the strengths, interests, needs, and desired outcomes of the individual in all areas of their life. The support coordinator is also responsible for connecting the individual to integrated supports and services including both paid and non-paid supports. The support coordinator facilitates the exploration and acquisition of paid supports from a variety of funding sources and monitors for quality services that maximize the use of support dollars to meet identified goals and minimize risks.

The support coordinator is the point of contact for questions and concerns from the individual, family members, physicians, and providers. They also coordinate necessary paperwork and applications required of the family or guardian. The Division of DD regional offices employ 218 support coordinators and 22 supervisors. In FY 2022, there were 110 counties, plus the City of St. Louis, with a Senate Bill 40 board or not for profit entity that have been approved to provide support coordination on behalf of the Division of DD. An individual with a local support coordinator is not assigned one from the Division of DD, thus increasing the capacity for support coordination in those regions and reducing caseloads. Local support coordination is serving nearly 72% of the individuals eligible for Division of DD services. The Division of DD received an additional \$7.6M in FY2023 to move 2,200 individuals from state support coordinators to private case managers. This "right sizing" of case loads will allow support coordinators to provide the best possible assistance to the individuals they serve.

An effective, well trained support coordinator is the crucial link between the individual and family and the Division of DD's service delivery system. Working through service contract details, MO HealthNet changes, authorizations, Individualized Supported Living budgets, and other paperwork, the support coordinator ensures that services are available and delivered to the satisfaction of the consumer or family, and in accordance with Department of Mental Health guidelines and regulations. The role of support coordination is the direct link to connect the individual/family to employment, behavioral services, and technology to promote independence and self-sufficiency.

The Division of DD receives federal reimbursement on Medicaid eligible individuals from MO HealthNet through the DD Support Coordination program. Counties that provide support coordination are also able to bill and obtain reimbursement from MO HealthNet through agreement with Division of DD.

The Home and Community Based Services Waiver (HCBS) is an alternative to care provided in institutions. The HCBS waiver allows states to use Medicaid funding to provide services and supports to persons living in their homes or in other community based settings. The state is expected to have systems in place to measure and improve its performance in meeting the waiver assurances that are set forth in 42 CFR 441.301 and 441.302. These assurances address important dimensions of waiver quality, including assuring that service plans are designed to meet the needs of waiver participants and that there are effective systems in place to monitor participant health and welfare.

## PROGRAM DESCRIPTION

Department: **Mental Health**

HB Section(s): **10.410, 10.415**

Program Name: **DD Support Coordination**

Program is found in the following core budget(s): **Community Programs, Community Support Staff**

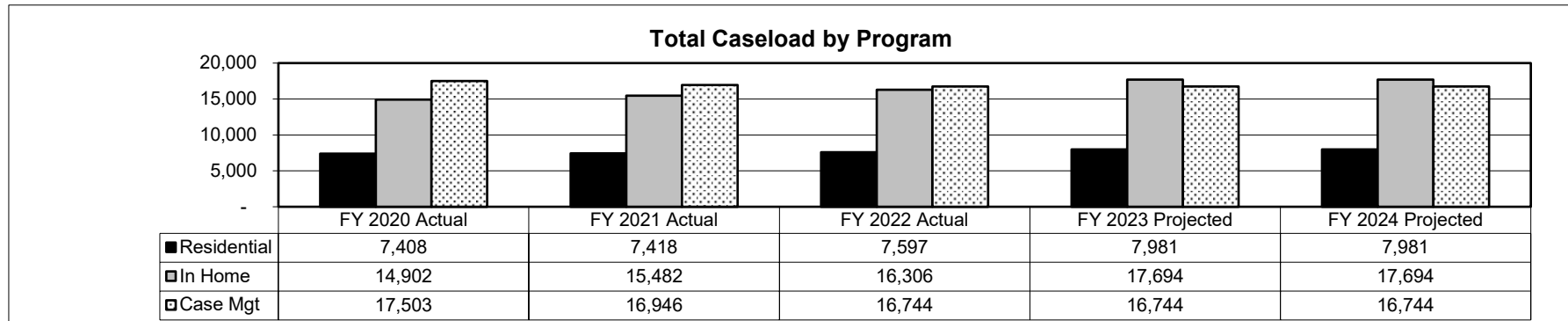
### 1b. What does this program do? (Continued)

The support coordinator plays a key role in assuring that the HCBS waiver works to satisfy individual needs and improve outcomes. This includes conducting level of care determinations in order to ensure the individual meets institutional level of care criteria, that level of care determinations were made before the individual received HCBS waiver services, and that review of an individual's continued eligibility for institutional level of care is conducted at least annually.

This DD Support Coordination program description form contains funding for support coordinators who are employed through the Division of DD's regional offices. Funding for these positions is appropriated in the Community Support Staff house bill section. This program form also contains funding for the Division of DD to contract with SB40 boards or not for profit entities to provide support coordination on behalf of the Division. This funding is appropriated in the Community Programs house bill section.

### 2a. Provide an activity measure(s) for the program.

- Individual count by category.





## PROGRAM DESCRIPTION

Department: **Mental Health**

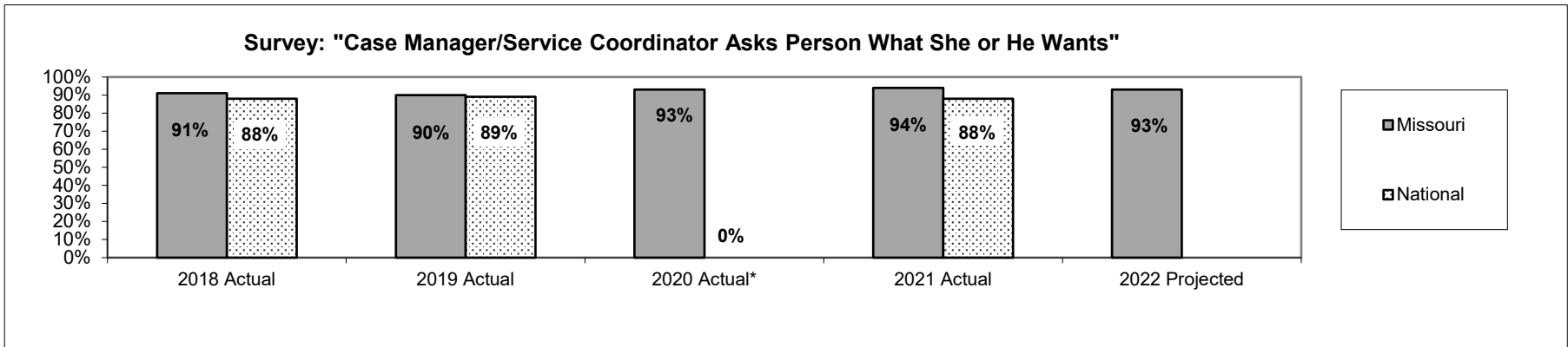
HB Section(s): **10.410, 10.415**

Program Name: **DD Support Coordination**

Program is found in the following core budget(s): **Community Programs, Community Support Staff**

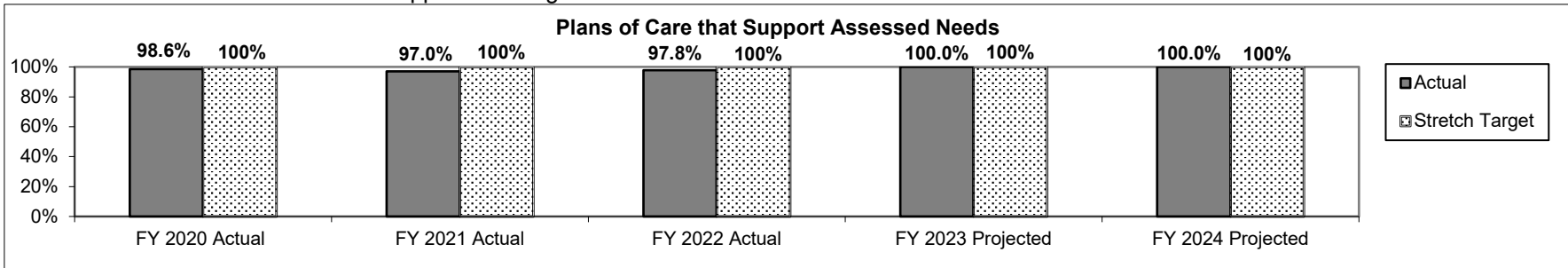
2b. Provide a measure(s) of the program's quality.

- Maintain satisfaction with DD Support Coordinator.



Note: Based on National Core Indicator (NCI) survey results. The NCI is a voluntary effort by public developmental disabilities agencies to measure and track their own performance. \*Due to the COVID-19 Pandemic the 2019-20 In-Person Survey (IPS) survey data collection period was unexpectedly abbreviated and NCI made the decision not to publish NCI (national) averages for this survey. Surveying resumed in FY 2021. 402 surveys were completed in MO and 19,991 surveys were completed nationally.

- Plans of care where services and supports are aligned with assessed needs.



Source: The Division of DD quarterly Medicaid Waiver performance measures based on state reviews.

Note: Support Coordinators write annual service plans for all the individuals they serve. These service plans must effectively address the individual needs of each person and support the services that are authorized to be provided. The Division of DD regularly samples service plans to review for quality. The Federal Centers for Medicare and Medicaid (CMS) target is 100%, which is also reflective of Missouri's stretch target.

## PROGRAM DESCRIPTION

Department: **Mental Health**

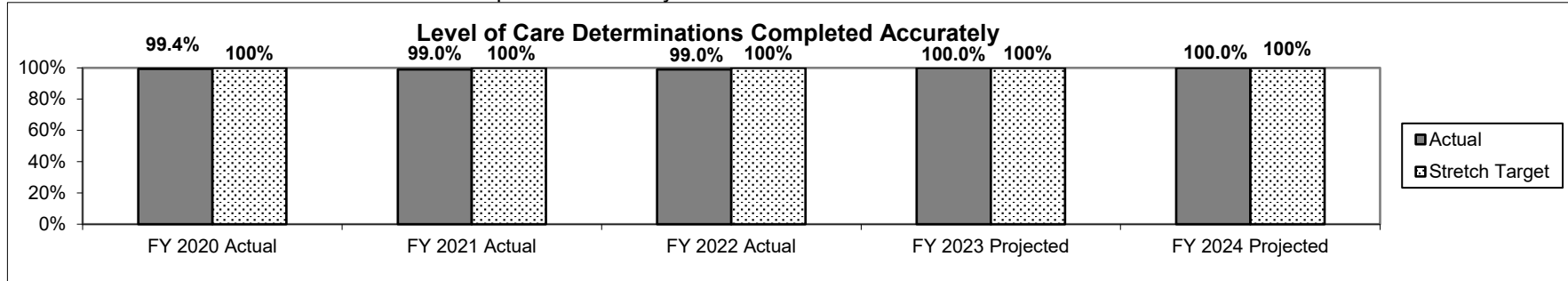
HB Section(s): **10.410, 10.415**

Program Name: **DD Support Coordination**

Program is found in the following core budget(s): **Community Programs, Community Support Staff**

### 2b. Provide a measure(s) of the program's quality. (Continued)

- Level of Care determinations that were completed accurately.

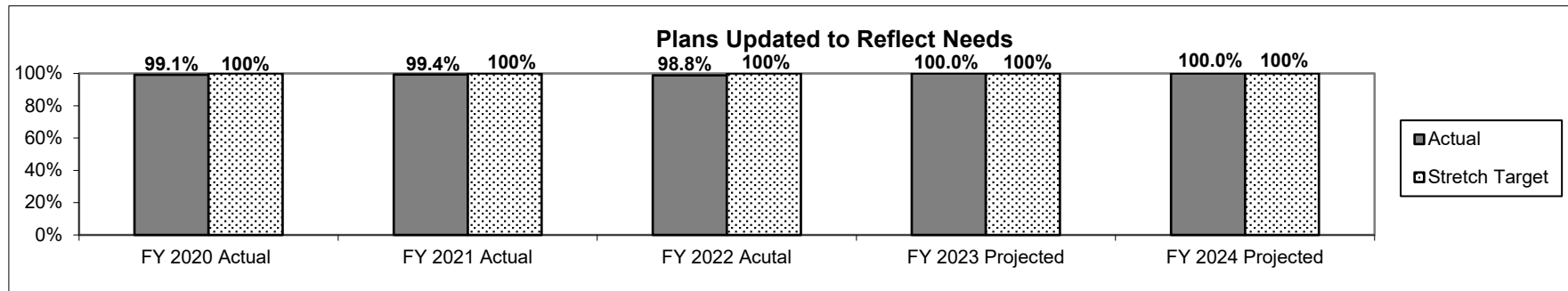


Source: The Division of DD quarterly Medicaid Waiver performance measures based on state reviews.

Note: The Level of Care is an assessment applied to all individuals to determine their eligibility for Medicaid services. The Division of DD gives assurances to Centers for Medicare & Medicaid Services (CMS) that all eligible individuals have met this level of care. The Division of DD routinely samples these assessments to assure accuracy. The Federal Centers for Medicare and Medicaid (CMS) target is 100%, which is also reflective of Missouri's stretch target.

### 2c. Provide a measure(s) of the program's impact.

- Participants who have a change of need and the plan of care was updated.



Source: The Division of DD quarterly Medicaid Waiver performance measures based on state reviews.

Note: The Federal Centers for Medicare and Medicaid (CMS) target is 100%, which is also reflective of Missouri's stretch target. Also, other impact measures relating to employment, behavior services, etc., are located in the program description forms for In Home Supports and Residential Services.

## PROGRAM DESCRIPTION

Department: **Mental Health**

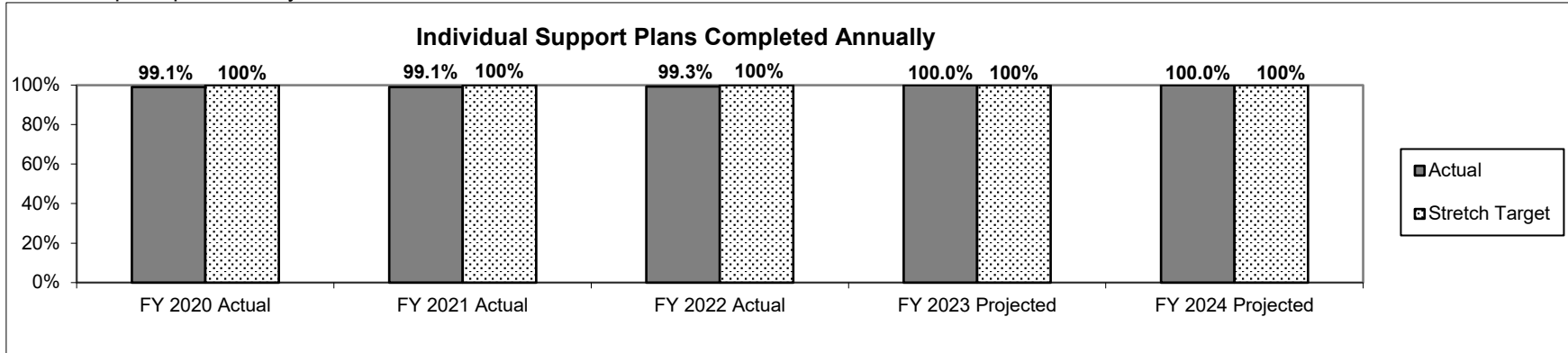
HB Section(s): **10.410, 10.415**

Program Name: **DD Support Coordination**

Program is found in the following core budget(s): **Community Programs, Community Support Staff**

### 2d. Provide a measure(s) of the program's efficiency.

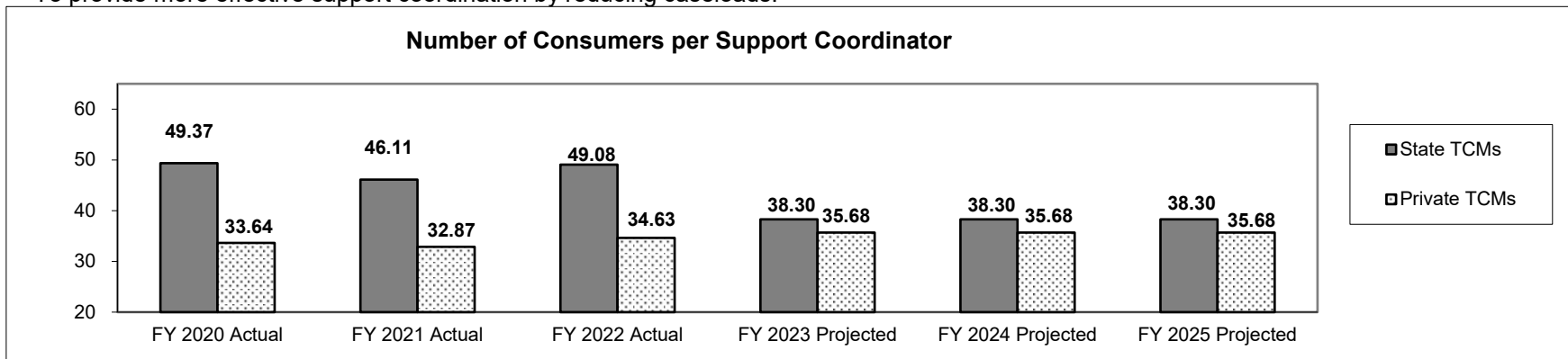
- To complete plans timely in an effort to reflect the current needs of individuals.



Source: The Division of DD quarterly Medicaid Waiver performance measures based on state reviews.

Note: The Federal Centers for Medicare and Medicaid (CMS) target is 100%, which is also reflective of Missouri's stretch target.

- To provide more effective support coordination by reducing caseloads.



Note: A service coordinator with a high caseload cannot write service plans and monitor delivered services as effectively as a service coordinator with a lower caseload. Private Targeted Case Management (TCM) agencies have found a caseload of 35 individuals per one service coordinator to be an upper limit for effectiveness. In FY23 the division was awarded \$7.6M in additional funds to move 2,200 individuals from state support coordinators to private case managers in an effort to right size caseloads.

## PROGRAM DESCRIPTION

Department: **Mental Health**

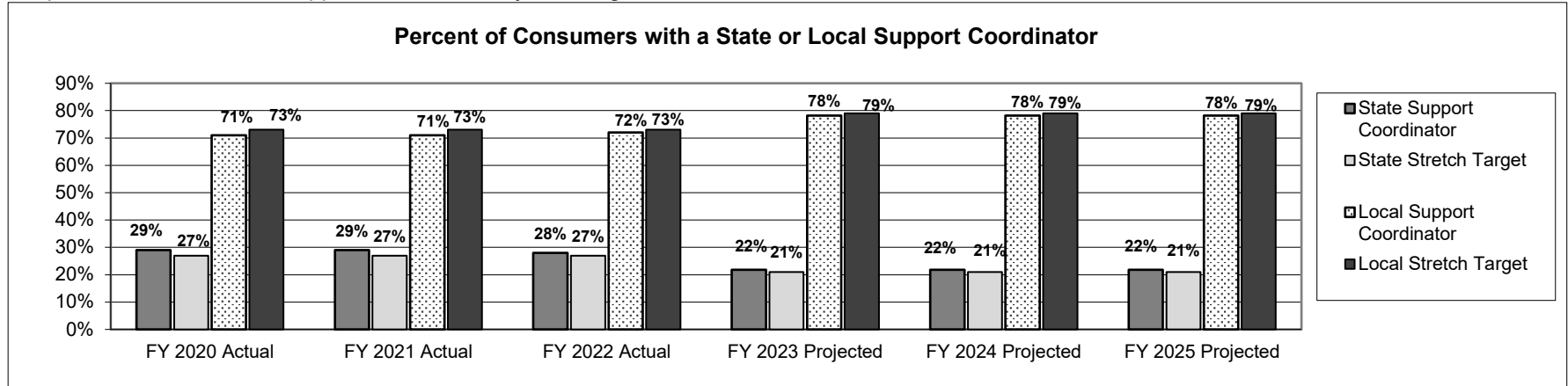
HB Section(s): **10.410, 10.415**

Program Name: **DD Support Coordination**

Program is found in the following core budget(s): **Community Programs, Community Support Staff**

### 2d. Provide a measure(s) of the program's efficiency. (Continued)

- To provide more effective support coordination by reducing caseloads.



Note: For the past 12 years, the Division of DD has been actively seeking private case management options to meet the capacity for support coordination.

## PROGRAM DESCRIPTION

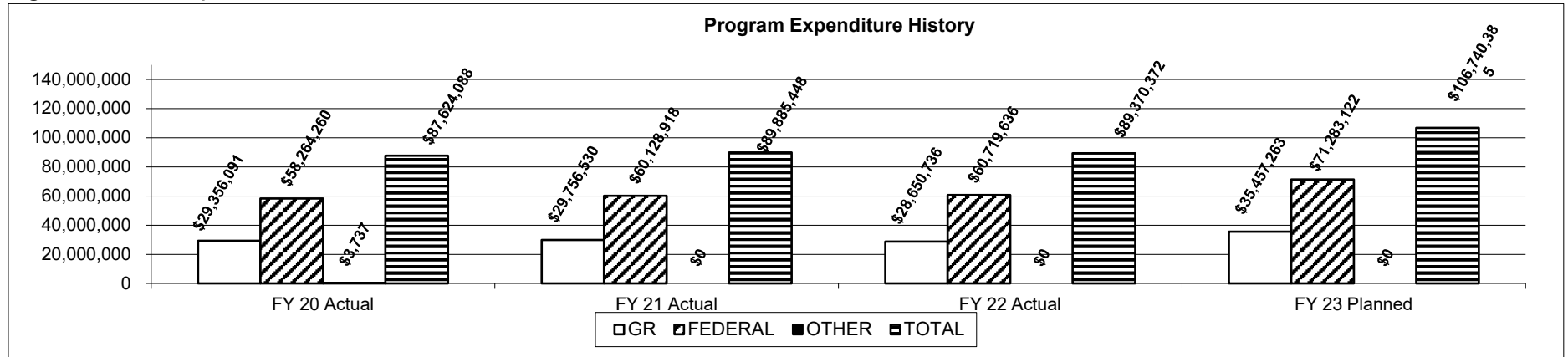
Department: **Mental Health**

HB Section(s): **10.410, 10.415**

Program Name: **DD Support Coordination**

Program is found in the following core budget(s): **Community Programs, Community Support Staff**

**3. Provide actual expenditures for the prior three fiscal years and planned expenditures for the current fiscal year. (Note: Amounts do not include fringe benefit costs.)**



Note: FY 2023 Planned expenditures include pay plan increases to Community Support Staff Personal Service appropriations, additional \$3M case management utilization and \$7M for support coordination privatization of 2,200 individuals. FY 2023 total expenditures exclude \$600K in unused authority in Comm Supp Staff for vacant state case mgmt staffing, \$1M in unused authority for TCM match, due to TCM entities having sufficient allocation in GR to cover TCM billings.

**4. What are the sources of the "Other " funds?**

Other funds include Mental Health Local Tax Match Fund (0930) for support coordination provided by SB40 boards.

**5. What is the authorization for this program, i.e., federal or state statute, etc.? (Include the federal program number, if applicable.)**

Sections 633.100 through 633.160, RSMo  
 42 CFR 441.301(1) Person-Centered Planning Process  
 42 CFR 441.301(2) The Person-Centered Service Plan

**6. Are there federal matching requirements? If yes, please explain.**

The Division of DD is reimbursed the federal share of the cost of support coordination provided by regional offices to eligible consumers. The Division of DD pays the state match from Medicaid appropriations for support coordination provided by county and private agencies. MO HealthNet requires that the state share costs be funded with state funds or local public funding.

**7. Is this a federally mandated program? If yes, please explain.**

No.

## PROGRAM DESCRIPTION

**Department: Mental Health**

**HB Section(s):** 10.410 10.411

**Program Name: Autism**

**Program is found in the following core budget(s): Autism Centers**

### 1a. What strategic priority does this program address?

Services increase community capacity to diagnose autism spectrum disorder, support community inclusion, positive behaviors, independence, and employment for individuals with Autism Spectrum Disorder (ASD) and their families.

### 1b. What does this program do?

Department of Mental Health (DMH) Medicaid waivers, Missouri's Autism Projects, and through specialized diagnostic clinics. There are approximately 16,471 individuals with an autism diagnosis who are enrolled with the Division of DD. In total, \$333.7 million is being spent on supports for individuals with an autism diagnosis.

Autism is a complex neurodevelopmental disorder that includes a broad range of conditions that affects social interaction, communication, and behavior. Autism is the fastest growing developmental disability in the United States with a prevalence rate of 1 in 44, according to the Centers for Disease Control and Prevention (2020). Boys are 4 times more likely to be diagnosed with autism than girls. This ratio is consistent with reports from Missouri's Autism Centers. The range and severity of ASD can vary widely from mild to severe impairment. Common symptoms include difficulty with communication, difficulty with social interaction, obsessive interests, and repetitive behaviors. Early recognition along with behavioral, educational, and family-based interventions may reduce symptoms and support development and learning.

DD provides residential, home, and community based services to individuals with ASD through four Medicaid waivers. In addition, DD oversees five regional Autism Projects in Missouri: Southeast, Southwest, Central, Northwest, and East, each governed by a local Parent Advisory Council (PAC). Each of these local advisory groups make funding and provider recommendations of General Revenue funds for its region. Based on PAC recommendations, DD contracts with local providers for a variety of intervention services aimed at supporting families and helping them keep their loved ones integrated within the home and community.

DD contracts with six regional Autism Centers and two intervention centers to provide ASD diagnostic evaluations and intervention services. Missouri's Autism Centers are clinics which provide best practice diagnostic evaluations and referrals for children, as well as training for families and community education. In addition, Missouri's Autism Centers provide clinical training to and serve as a statewide resource for the medical and clinical community to advance evidence-based and emerging best practices for ASD diagnostics and intervention.

In FY 2023, DD received funding to provide Autism Spectrum Disorder comprehensive services for children and their families who reside in Southwest Missouri. DD is contracting to launch a large-scale diagnostic and treatment clinic in Springfield with treatment clinics in other rural areas to create more treatment and diagnostic options in Southwest Missouri. DD is also contracting with other stakeholders in Joplin to expand ASD diagnostic and treatment services.

DD also contracts with the University of Missouri-Columbia to implement a series of Extension for Community Healthcare Outcomes (ECHO) Autism programs to address a shortage of clinical and community providers throughout Missouri that can appropriately diagnose and care for individuals with Autism and their families. The average age of ASD diagnosis is over 4 years even though ASD can be diagnosed as early as age 2, (Whittling Down the Wait Time, 2016). Through this contract and the Autism Center's prioritization of diagnostic evaluations for those under age 4, DD hopes to diagnose kids in Missouri earlier, allowing for earlier interventions and overall better outcomes for individuals with ASD.

## PROGRAM DESCRIPTION

**Department: Mental Health**

**HB Section(s):** 10.410 10.411

**Program Name: Autism**

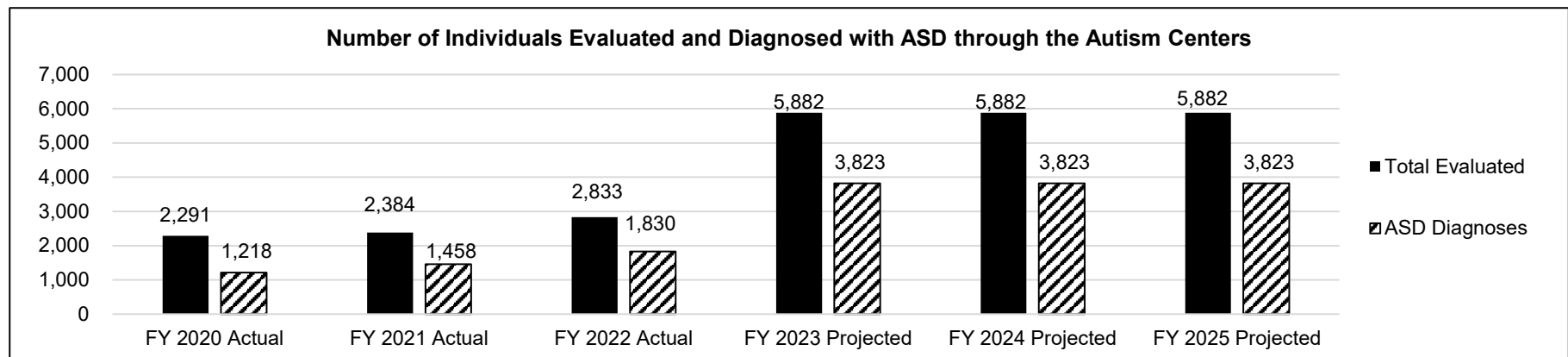
**Program is found in the following core budget(s): Autism Centers**

### 2a. Provide an activity measure(s) for the program.

- Increasing the number of individuals accessing autism-specific services within the home and community supports inclusion and fosters independence.

	FY 2020 Actual	FY 2021 Actual	FY 2022 Actual	FY 2023 Projected	FY 2024 Projected	FY 2025 Projected
Missouri Autism Projects						
East	1,125	844	920	1,100	1,130	1,130
Northwest	905	742	859	925	925	925
Central	1,389	1,121	1,713	1,300	1,300	1,300
Southeast	447	202	591	450	450	450
Southwest	997	668	1,684	950	950	950
Diagnostic Clinics	2,291	2,384	2,833	5,882	5,932	5,982
Total Served:	7,154	5,961	8,600	10,607	10,687	10,737

- Access to evidenced-based ASD evaluations and appropriate diagnosis allows families to access appropriate intervention and support services.



## PROGRAM DESCRIPTION

Department: Mental Health

HB Section(s): 10.410 10.411

Program Name: Autism

Program is found in the following core budget(s): Autism Centers

### 2b. Provide a measure(s) of the program's quality.

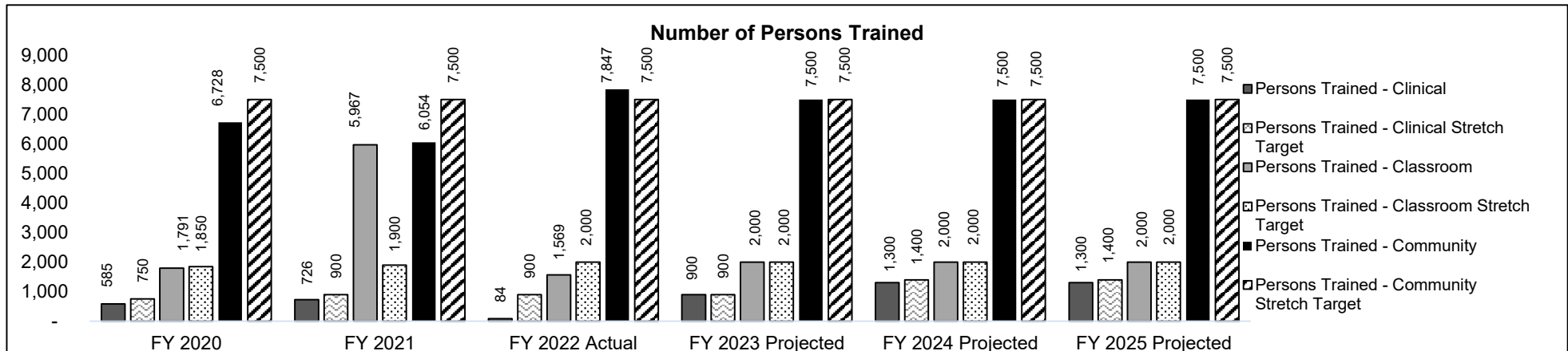
- Missouri's Autism Centers' median age (in months) at diagnosis compares favorably to national average (see note below).

Median Age at Diagnosis of ASD (months):			
Center	FY 2020	FY 2021	FY 2022
Thompson Center	60	55	69
Cardinal Glennon Children's Hospital/Knights of Columbus(KOC) Development Center	50	46	53
Children's Mercy Hospital	46	44	56
SEMO Autism Center	67	59	65
Washington University - St. Louis	46	47	44
Mercy Kids Autism Center - St. Louis	42	41	50
National Median Age at Diagnosis: 50 months   Missouri Median Age at Diagnosis: 55 months			

Note: Children with ASD can be diagnosed as early as 2 years of age, but on average, the age of diagnosis is after 4 years (Gordon-Lipkin, E., Foster, J., & Peacock, G. (2016)). The most recent CDC data from 2021 states the median age of ASD diagnosis is 50 months.

### 2c. Provide a measure(s) of the program's impact.

- Targeted trainings increase awareness and advance evidence-based, best practices for clinicians, educators, providers, and community members.





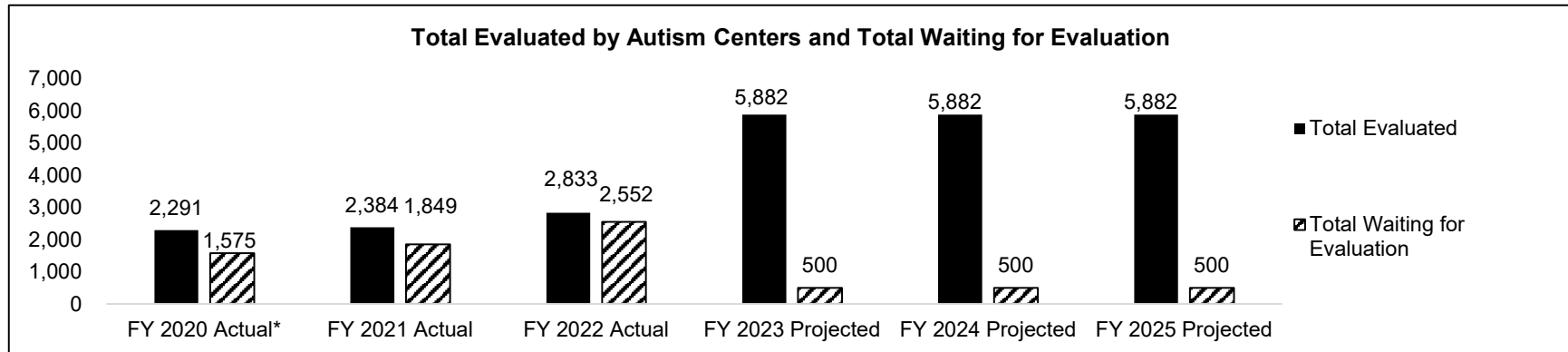
## PROGRAM DESCRIPTION

**Department:** Mental Health  
**Program Name:** Autism  
**Program is found in the following core budget(s):** Autism Centers

**HB Section(s):** 10.410 10.411

### 2c. Provide a measure(s) of the program's impact. (Continued)

- Number of children to be evaluated has remained steady despite slight increases in those evaluated due to the increase in prevalence of ASD.



FY 2022 Average Number of Individuals Waiting for ASD Evaluation			
Center	4 Years Old and Younger	5 Years Old and Older	Total
Thompson Center	255	697	952
Cardinal Glennon Children's Hospital	484	246	730
Children's Mercy Hospital	159	217	376
SEMO Autism Center	34	34	68
Washington University - St. Louis	166	109	275
Mercy Kids Autism Center - St. Louis	106	45	151
Totals	1,204	1,348	2,552

## PROGRAM DESCRIPTION

**Department:** Mental Health

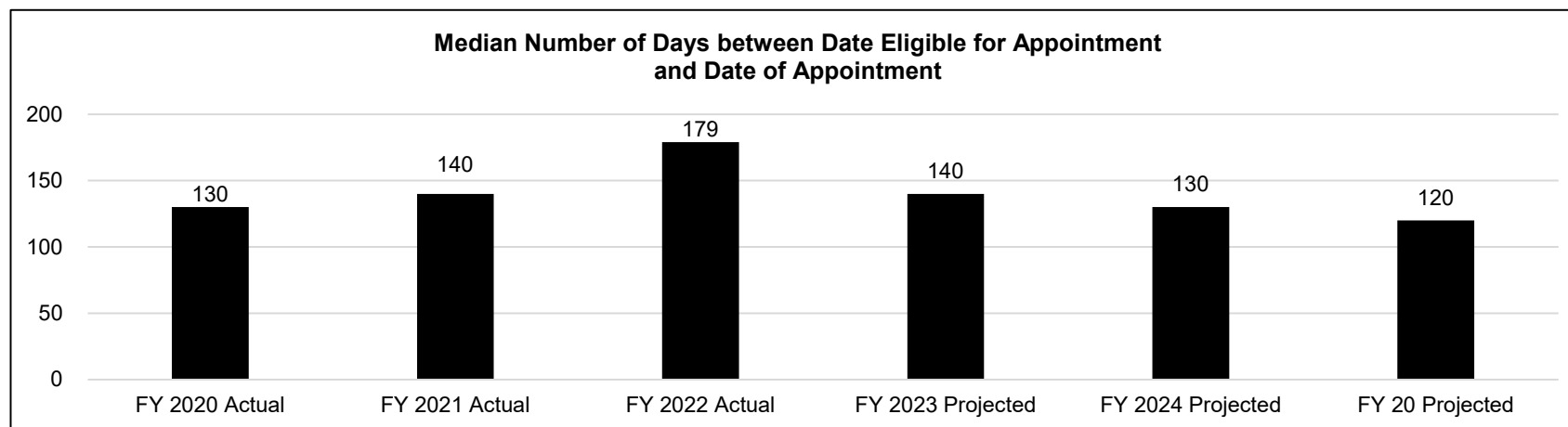
**HB Section(s):** 10.410 10.411

**Program Name:** Autism

**Program is found in the following core budget(s):** Autism Centers

### 2c. Provide a measure(s) of the program's impact. (Continued)

- Length of time between eligibility and appointment indicates how long individuals must wait for an evaluation supports the need for additional resources for ASD assessment and diagnosis.



### 2d. Provide a measure(s) of the program's efficiency.

- Autism Centers continue to prioritize timely appointments for children under 5, while working to reduce the overall wait time for appointments.

FY 2021 Median Number of Days between Date Eligible for Appointment and Date of Appointment	
Age	Median Days Waiting
Children 4 Years Old and Younger	110
Children 5 Years Old and Older	230
All Individuals	140

Note: Wait times for a comprehensive ASD assessment vary greatly across the country, ranging from 45 days to more than 365 days. Individuals receiving an ASD diagnosis can access a variety of intervention services. Individuals accessing intervention services at earlier stages are likely to achieve better long-term outcomes.

Source: *Whittling Down the Wait Time, 2016*

## PROGRAM DESCRIPTION

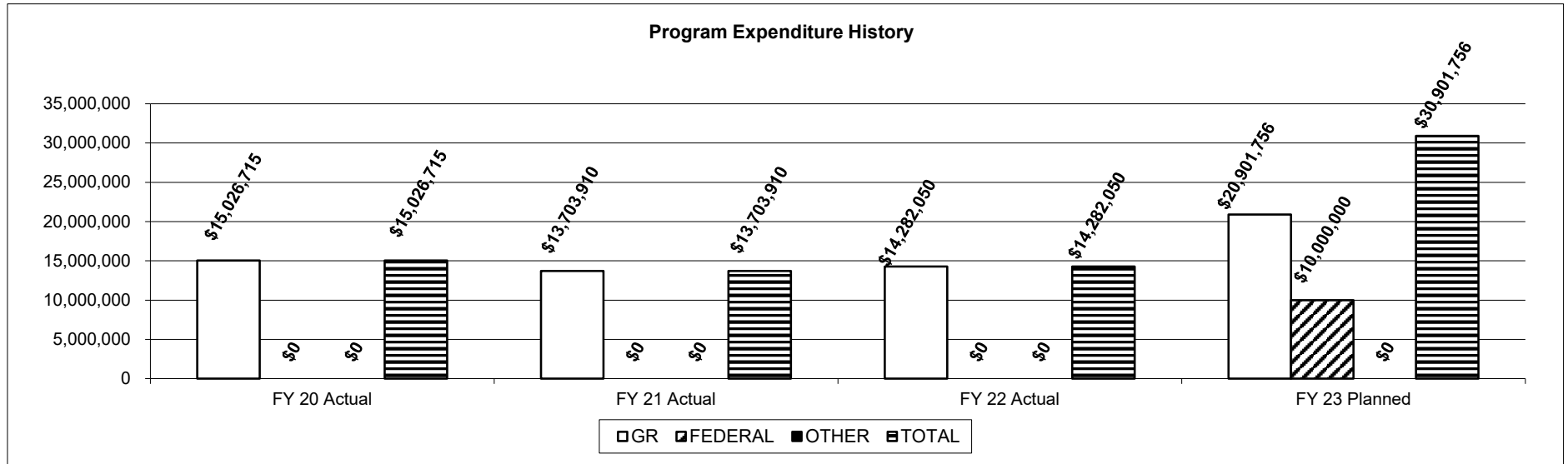
Department: **Mental Health**

HB Section(s): **10.410 10.411**

Program Name: **Autism**

Program is found in the following core budget(s): **Autism Centers**

3. Provide actual expenditures for the prior three fiscal years and planned expenditures for the current fiscal year. (Note: Amounts do not include fringe benefit costs.)



Note: FY 2023 Planned expenditures from Federal funds include \$10M for the establishment of autism centers in Springfield and Joplin from Budget Stabilization, and \$5,822,738 additional funds appropriated for existing autism centers.

4. What are the sources of the "Other " funds?

Budget Stabilization Fund

5. What is the authorization for this program, i.e., federal or state statute, etc.? (Include the federal program number, if applicable.)

Chapter 633, RSMo (Support services defined in Sections 630.405 through 630.460.)

6. Are there federal matching requirements? If yes, please explain.

No.

7. Is this a federally mandated program? If yes, please explain.

No.

**NEW DECISION ITEM**  
**RANK:** 6 **OF** 20

<b>Department of Mental Health</b>	<b>Budget Unit</b> <u>74205C</u>
<b>Division of Developmental Disabilities</b>	
<b>DI Name</b> DD Provider Rate Standardization GR	
<b>Pickup</b> <span style="float: right;"><b>DI#</b> 1650015</span>	<b>HB Section</b> <u>10.410</u>

**1. AMOUNT OF REQUEST**

FY 2022 Budget Request					FY 2022 Governor's Recommendation				
	GR	Federal	Other	Total		GR	Federal	Other	Total
<b>PS</b>	0	0	0	0	<b>PS</b>	0	0	0	0
<b>EE</b>	0	0	0	0	<b>EE</b>	0	0	0	0
<b>PSD</b>	90,133,654	174,565,985	0	264,699,639	<b>PSD</b>	0	0	0	0
<b>TRF</b>	0	0	0	0	<b>TRF</b>	0	0	0	0
<b>Total</b>	90,133,654	174,565,985	0	264,699,639	<b>Total</b>	0	0	0	0
<b>FTE</b>	0.00	0.00	0.00	0.00	<b>FTE</b>	0.00	0.00	0.00	0.00

<b>Est. Fringe</b>	0	0	0	0
<i>Note: Fringes budgeted in House Bill 5 except for certain fringes budgeted directly to MoDOT, Highway Patrol, and Conservation.</i>				

Other Funds: None.

**2. THIS REQUEST CAN BE CATEGORIZED AS:**

<input type="checkbox"/> New Legislation	<input type="checkbox"/> New Program	<input type="checkbox"/> Fund Switch
<input type="checkbox"/> Federal Mandate	<input type="checkbox"/> Program Expansion	<input type="checkbox"/> Cost to Continue
<input checked="" type="checkbox"/> GR Pick-Up	<input type="checkbox"/> Space Request	<input type="checkbox"/> Equipment Replacement
<input type="checkbox"/> Pay Plan	<input type="checkbox"/> Other:	

**NEW DECISION ITEM**  
**RANK:** 6 **OF** 20

<b>Department of Mental Health</b>	<b>Budget Unit</b>	<b>74205C</b>
<b>Division of Developmental Disabilities</b>		
<b>DI Name DD Provider Rate Standardization GR</b>		
<b>Pickup</b>	<b>DI# 1650015</b>	<b>HB Section 10.410</b>

**3. WHY IS THIS FUNDING NEEDED? PROVIDE AN EXPLANATION FOR ITEMS CHECKED IN #2. INCLUDE THE FEDERAL OR STATE STATUTORY OR CONSTITUTIONAL AUTHORIZATION FOR THIS PROGRAM.**

The Department of Mental Health (DMH), Division of Developmental Disabilities (DD), provides services and supports to over 40,500 individuals across the state. The rates DMH pays for these services have not kept up with inflation for this industry due to limited funding for cost of living adjustments. In addition, these rates have been set over many years as new providers have entered the system which led to new providers receiving higher rates than older, established providers. The rates paid to providers directly affects the wage that can be paid to direct support staff since the majority of the rate goes to direct care staffing and related employee expenses. In an effort to enhance the current system to be equitable to providers, provide incentives to the direct care workforce, and maintain compliance with the Center for Medicaid Services, DMH partnered with MERCER to complete a rate study to better determine the appropriate rates for services. Following these models, DMH was able to increase and standardize rates across all services, including residential services, community supports, behavioral adaptations, and employment. However, these increases were fully funded from HCBS FMAP Enhancement funds in FY 2022 and partially funded from the same fund in FY 2023. This fund is a temporary funding source that will expire on March 31, 2025. In order for DMH to continue reimbursing providers at these increased rates, retain staff with higher pay, and maintain compliance with federal regulatory agencies, additional ongoing General Revenue (GR) funds are needed.

**4. DESCRIBE THE DETAILED ASSUMPTIONS USED TO DERIVE THE SPECIFIC REQUESTED AMOUNT. (How did you determine that the requested number of FTE were appropriate? From what source or standard did you derive the requested levels of funding? Were alternatives such as outsourcing or automation considered? If based on new legislation, does request tie to TAFP fiscal note? If not, explain why. Detail which portions of the request are one-times and how those amounts were calculated.)**

DD is requesting \$90,133,654 General Revenue and \$174,565,985 Federal authority in order to maintain the current reimbursement rates to providers who provide essential care to individuals with developmental disabilities in Missouri. This request is based on the amount needed for current rate levels during FY2022 and FY2023 which was funded using temporary funding sources, as depicted in the charts below.

**NEW DECISION ITEM**  
**RANK: 6 OF 20**

Department of Mental Health			Budget Unit		74205C	
Division of Developmental Disabilities						
DI Name DD Provider Rate Standardization GR						
Pickup		DI# 1650015		HB Section		10.410
		Previous Funded Requests				
		<u>HCBS FMAP Enhancement</u>	<u>GR</u>	<u>Federal</u>	<u>Total</u>	
FY 2022	FY 2022 Residential Rate Increase	\$ 56,655,376	\$ -	\$ 109,723,621	\$ 166,378,997	HCBS FMAP Enhancement funding appropriated to allow DD to bring residential rates to 100% of the lower bound MERCER rates.
	FY 2022 HCBS Provider Rate Increase	\$ 1,685,385	\$ -	\$ 3,264,059	\$ 4,949,444.00	HCBS FMAP Enhancement funding appropriated to allow DD to bring HCBS rates in alignment with other HCBS state services.
	TOTAL	\$ 58,340,761	\$ -	\$ 112,987,680	\$171,328,441.00	
FY 2023	FY 2022 Residential Rate Increase	\$ 56,655,376	\$ -	\$ 109,723,621	\$ 166,378,997	Continue FY 2022 rate increase in HCBS FMAP Enhancement
	FY 2022 HCBS Provider Rate Increase	\$ 1,685,385	\$ -	\$ 3,264,059	\$ 4,949,444	Continue FY 2022 rate increase in HCBS FMAP Enhancement
	FY 2023 Rate Standardization	\$ 31,792,893	\$ -	\$ 61,578,305	\$ 93,371,198	HCBS FMAP Enhancment funding appropriated to align with Mercer Rate Study to determine provider rates necessary to support a \$15 wage and standardize rates for Value-Based Payment implementation
TOTAL		\$90,133,654.00	\$ -	\$ 174,565,985	\$ 264,699,639	
		Current Request				
		<u>HCBS FMAP Enhancement</u>	<u>GR</u>	<u>Federal</u>	<u>Total</u>	
FY 2024	FY 2024 Rate Standardization Pick-Up	\$ -	\$ 90,133,654	\$ 174,565,985	\$ 264,699,639	
HB Section		Approp		Type		Fund Amount
10.410	Community Programs	2072		PSD		0101 \$90,133,654
10.410	Community Programs	6680		PSD		0148 \$174,565,985
						Total \$264,699,639

**NEW DECISION ITEM**  
RANK: 6 OF 20

Department of Mental Health	Budget Unit	74205C
Division of Developmental Disabilities		
DI Name DD Provider Rate Standardization GR		
Pickup	DI# 1650015	HB Section 10.410

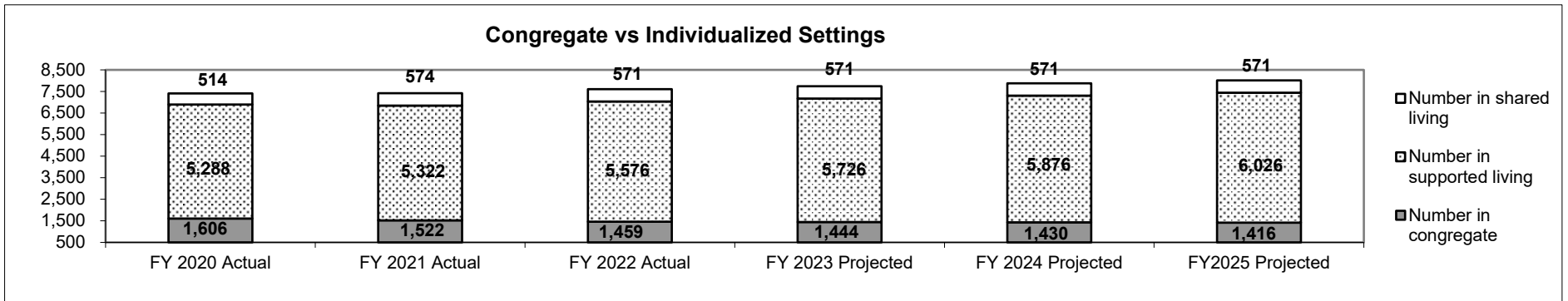
**5. BREAK DOWN THE REQUEST BY BUDGET OBJECT CLASS, JOB CLASS, AND FUND SOURCE. IDENTIFY ONE-TIME COSTS.**

Budget Object Class/Job Class	Dept Req GR Dollars	Dept Req GR FTE	Dept Req FED Dollars	Dept Req FED FTE	Dept Req Other Dollars	Dept Req Other FTE	Dept Req Total Dollars	Dept Req Total FTE	Dept Req One-Time Dollars
BOBC 800 Program Distributions	90,133,654		174,565,985		0		264,699,639		0
<b>Total PSD</b>	<b>90,133,654</b>		<b>174,565,985</b>		<b>0</b>		<b>264,699,639</b>		<b>0</b>
<b>Grand Total</b>	<b>90,133,654</b>	<b>0.0</b>	<b>174,565,985</b>	<b>0.0</b>	<b>0</b>	<b>0.0</b>	<b>264,699,639</b>	<b>0.0</b>	<b>0</b>

**6. PERFORMANCE MEASURES (If new decision item has an associated core, separately identify projected performance with & without additional funding.)**

**6a. Provide an activity measure(s) for the program.**

- To increase individuals living in the least restrictive setting, congregate being the most restrictive setting.



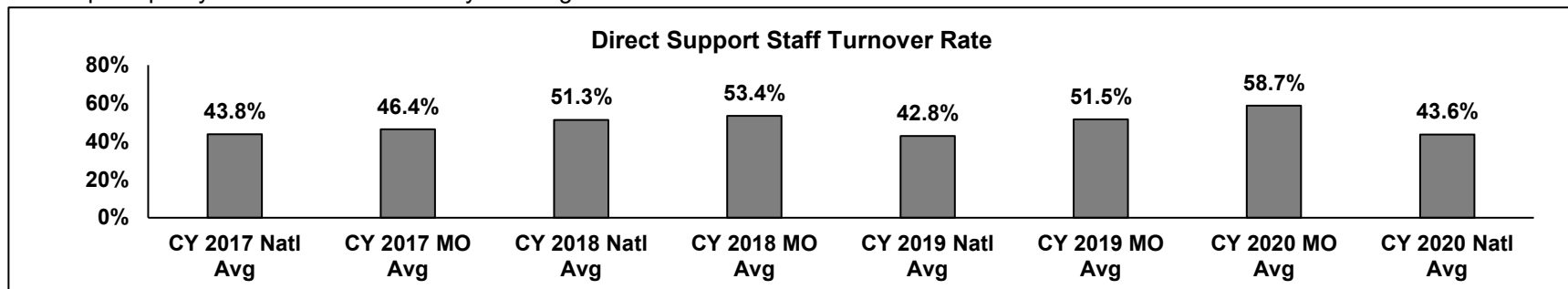
Note: The average per diem for all services received by an individual in residential supports is \$444.47

**NEW DECISION ITEM**  
**RANK: 6 OF 20**

<b>Department of Mental Health</b>	<b>Budget Unit</b>	<b>74205C</b>
<b>Division of Developmental Disabilities</b>		
<b>DI Name DD Provider Rate Standardization GR</b>		
<b>Pickup</b>	<b>DI# 1650015</b>	<b>HB Section 10.410</b>

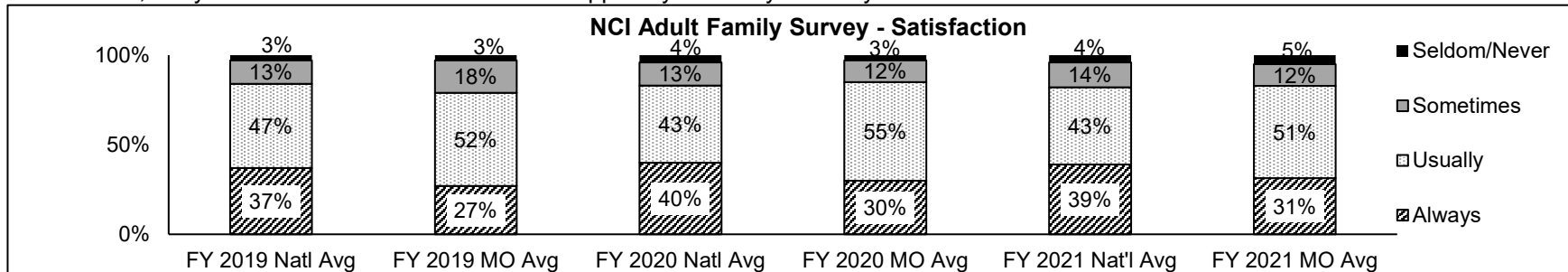
**6b. Provide a measure(s) of the program's quality.**

- Impact quality of care for individuals by lowering staff turnover.



Note: Based on National Core Indicator (NCI)/Staff Stability Survey results. The National Core Indicators is a voluntary effort by public developmental disabilities agencies to measure and track their own performance. Individuals receiving supports develop familiarity and trust with their caregivers, and frequent turnover means that individuals are constantly adjusting to new caregivers. NCI changed the methodology in calculating the rates for individual states in 2017, resulting in a reduction of the rate reflected for Missouri. For this particular measure, Missouri had 208 responses in 2020, while nationally there were 2,724 responses. Information for Calendar Year 2021 is not yet available.

- Overall, are you satisfied with the services and supports your family currently receives?



Note: Based on National Core Indicator (NCI) Adult In-Person Survey (IPS) results. NCI is a voluntary effort by public developmental disabilities agencies to measure and track their own performance. Due to the COVID-19 Pandemic, national data for the 2019-20 IPS were not published. Only MO-specific data is available for that year. In 2020-21, surveying resumed as normal. 402 surveys were completed in MO and 19,991 were completed nationally.

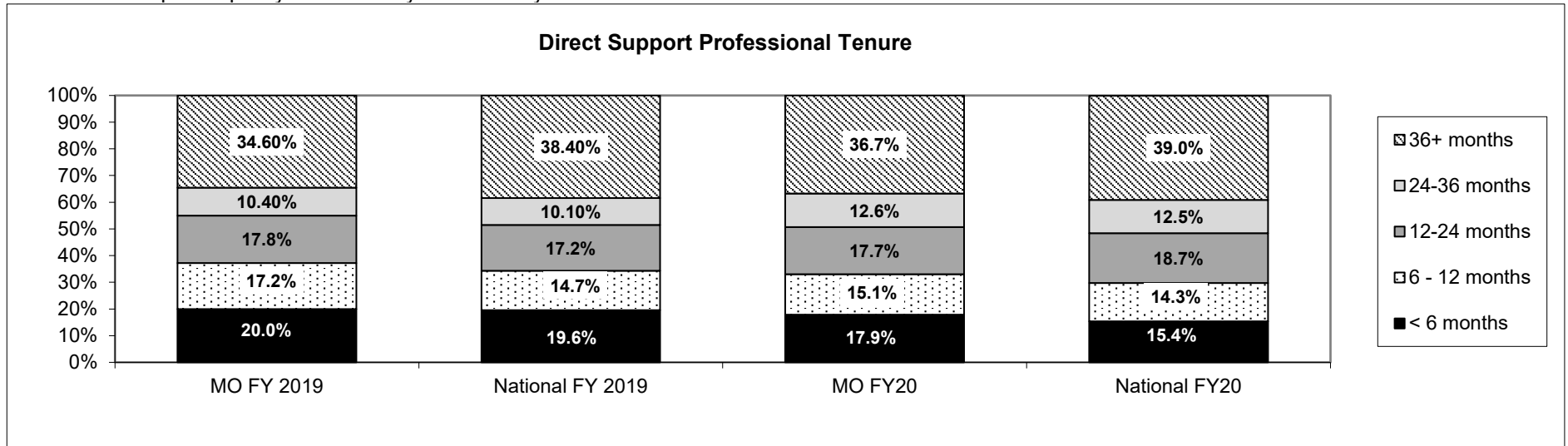


**NEW DECISION ITEM**  
**RANK:** 6 **OF** 20

<b>Department of Mental Health</b>	<b>Budget Unit</b> <u>74205C</u>
<b>Division of Developmental Disabilities</b>	
<b>DI Name</b> DD Provider Rate Standardization GR	
<b>Pickup</b> <u>DI# 1650015</u>	<b>HB Section</b> <u>10.410</u>

**6c. Provide a measure(s) of the program's impact.**

- To improve quality outcomes by staff stability.



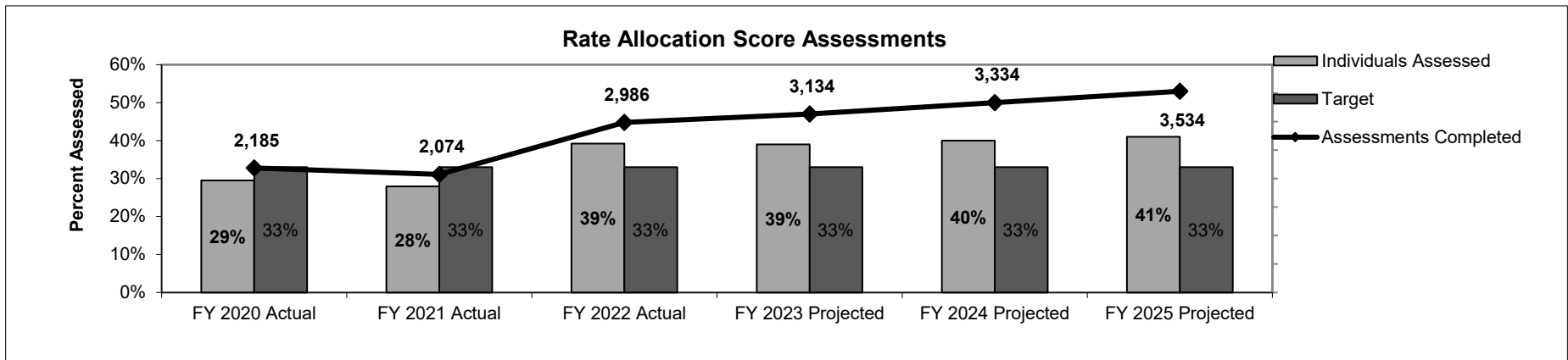
Note: Based on National Core Indicator/Staff Stability Survey results. The National Core Indicators is a voluntary effort by public developmental disabilities agencies to measure and track their own performance. Data represents length of time direct support professional staff are employed with provider agencies. Data for FY 2020 reflects tenure among DSPs employed as of December 31, 2019.

**NEW DECISION ITEM**  
**RANK:** 6 **OF** 20

<b>Department of Mental Health</b>	<b>Budget Unit</b> <u>74205C</u>
<b>Division of Developmental Disabilities</b>	
<b>DI Name</b> <u>DD Provider Rate Standardization GR</u>	
<b>Pickup</b> <u>DI# 1650015</u>	<b>HB Section</b> <u>10.410</u>

**6d. Provide a measure(s) of the program's efficiency.**

▪Number of consumers whose needs have been assessed or reassessed.



Note: The Division uses a Rate Allocation Score (RAS) to determine residential rates. The Missouri Adaptive Ability Score (MAAS) is a tool developed by the Missouri Department of Mental Health - Division of Developmental Disabilities in conjunction with the Missouri Institute on Mental Health (MIMH). The MAAS measures an individual's support needs in a variety of areas in order to identify the level of supports an individual requires. MAAS assessments are completed for the purpose of establishing a RAS every three years at a minimum for individuals receiving residential services. The Division of DD began using the MAAS in FY 2022 to set residential rates on an individual basis. From FY 2014 through FY 2021 the Supports Intensity Scale (SIS) was used for this purpose.

RAS is assessed every three years.

**7. STRATEGIES TO ACHIEVE THE PERFORMANCE MEASUREMENT TARGETS:**

Rate Standardization ensures providers are paid reasonable and appropriate rates given current market conditions, and provides the foundation for implementation of Value-Based Payments (VBP) incentives. Provider rates directly affect the wage that can be paid to direct support professional (DSP) staff since the majority of the rate goes to direct care staffing and related employee expenses as part of the VBP strategy. Division of DD will continue to analyze National Core Indicators (NCI) data and VBP reporting data submitted by providers to assess the overall impact of rate increases and quality of individual care to develop performance benchmark levels for future rate methodology.

REPORT 10 - FY 2024 DEPARTMENT REQUEST

DECISION ITEM DETAIL

Budget Unit	FY 2022	FY 2022	FY 2023	FY 2023	FY 2024	FY 2024	*****	*****
Decision Item	ACTUAL	ACTUAL	BUDGET	BUDGET	DEPT REQ	DEPT REQ	SECURED	SECURED
Budget Object Class	DOLLAR	FTE	DOLLAR	FTE	DOLLAR	FTE	COLUMN	COLUMN
COMMUNITY PROGRAMS								
DD Provider Rate Standard - 1650015								
PROGRAM DISTRIBUTIONS	0	0.00	0	0.00	264,699,639	0.00	0	0.00
TOTAL - PD	0	0.00	0	0.00	264,699,639	0.00	0	0.00
GRAND TOTAL	\$0	0.00	\$0	0.00	\$264,699,639	0.00	\$0	0.00
GENERAL REVENUE	\$0	0.00	\$0	0.00	\$90,133,654	0.00		0.00
FEDERAL FUNDS	\$0	0.00	\$0	0.00	\$174,565,985	0.00		0.00
OTHER FUNDS	\$0	0.00	\$0	0.00	\$0	0.00		0.00

**NEW DECISION ITEM**  
**RANK: 8 OF 20**

<b>Department of Mental Health</b>		<b>Budget Unit</b>	<b>74205C</b>
<b>Division of Developmental Disabilities</b>			
<b>DD Provider Value Based Payments CTC</b>	<b>DI# 1650014</b>	<b>HB Section</b>	<b>10.410</b>

**1. AMOUNT OF REQUEST**

FY 2024 Budget Request					FY 2024 Governor's Recommendation				
	GR	Federal	Other	Total		GR	Federal	Other	Total
PS	0	0	0	0	PS	0	0	0	0
EE	0	0	0	0	EE	0	0	0	0
PSD	20,553,834	39,614,021	0	60,167,855	PSD	0	0	0	0
TRF	0	0	0	0	TRF	0	0	0	0
<b>Total</b>	<b>20,553,834</b>	<b>39,614,021</b>	<b>0</b>	<b>60,167,855</b>	<b>Total</b>	<b>0</b>	<b>0</b>	<b>0</b>	<b>0</b>
<b>FTE</b>	<b>0.00</b>	<b>0.00</b>	<b>0.00</b>	<b>0.00</b>	<b>FTE</b>	<b>0.00</b>	<b>0.00</b>	<b>0.00</b>	<b>0.00</b>
<b>Est. Fringe</b>	<b>0</b>	<b>0</b>	<b>0</b>	<b>0</b>	<b>Est. Fringe</b>	<b>0</b>	<b>0</b>	<b>0</b>	<b>0</b>
<i>Note: Fringes budgeted in House Bill 5 except for certain fringes budgeted directly to MoDOT, Highway Patrol, and Conservation.</i>					<i>Note: Fringes budgeted in House Bill 5 except for certain fringes budgeted directly to MoDOT, Highway Patrol, and Conservation.</i>				

Other Funds:			Other Funds:		
<b>2. THIS REQUEST CAN BE CATEGORIZED AS:</b>					
<input type="checkbox"/>	New Legislation	<input type="checkbox"/>	New Program	<input type="checkbox"/>	Fund Switch
<input type="checkbox"/>	Federal Mandate	<input type="checkbox"/>	Program Expansion	<input checked="" type="checkbox"/>	Cost to Continue
<input checked="" type="checkbox"/>	GR Pick-Up	<input type="checkbox"/>	Space Request	<input type="checkbox"/>	Equipment Replacement
<input type="checkbox"/>	Pay Plan	<input type="checkbox"/>	Other:		

**3. WHY IS THIS FUNDING NEEDED? PROVIDE AN EXPLANATION FOR ITEMS CHECKED IN #2. INCLUDE THE FEDERAL OR STATE STATUTORY OR CONSTITUTIONAL AUTHORIZATION FOR THIS PROGRAM.**

Medicaid is the primary payer source of long term services and supports (LTSS) for individuals with a disability and older adults. Achieving a value-based payment (VBP) system through modernization of the state's Medicaid LTSS system is essential to meet the increasing demand of these supports and ensure a sustainable, cost-effective system for the future. VBP achieves high quality service delivery and the most efficient use of Medicaid funding by connecting a portion of provider reimbursement to key outcomes.

There is limited transparency of the current outcomes of care delivered to individuals by providers. This lack of transparency limits the ability of individuals to make informed choices, and creates challenges to affecting provider accountability and improvement. In addition, the current reimbursement structure of home and community based (HCBS) providers is based on units of care delivered, providing no economic incentive for providers to develop care delivery models that meet key outcomes to improve quality and efficiency of the total care delivered to individuals. VBP will facilitate transparency in decision-making that is supported by data to guide informed choices and focused improvement efforts. Key outcomes and value achieved through DD's proposed VBP model include: increasing the level of implementation of evidence-based Tiered Supports, increasing recruitment and retention of Direct Support Professionals (DSP) through Certification, expanding the DSP Apprenticeship and Remote Services programs, implementing provider participation in National Core Indicators data benchmarking and Health Risk Screening Tool (HRST), and incentivizing provider reporting of Employment Data.

**NEW DECISION ITEM**  
**RANK: 8 OF 20**

<b>Department of Mental Health</b>	<b>Budget Unit</b>	<b>74205C</b>
<b>Division of Developmental Disabilities</b>		
<b>DD Provider Value Based Payments CTC</b>	<b>DI# 1650014</b>	<b>HB Section</b>
		<b>10.410</b>

The Department of Mental Health, Division of Developmental Disabilities (DD) received an initial investment of \$411M in FY23 to initiate the implementation of the infrastructure for VBP within Medicaid HCBS. During FY2023, DD fully standardized rates (within current federal requirements) to ensure all providers were brought to an equal level, held numerous stakeholder engagement sessions to communicate these upcoming incentives to providers, families, and internal staff, submitted the waiver amendment to CMS for approval, and has developed the administrative infrastructure to begin VBP in calendar year 2023.

DD is requesting \$20,553,834 General Revenue funding in order to continue the development and implementation of VBP. This funding continues current incentive payment levels as well as the design and necessary infrastructure for system interoperability. This request also includes funding for IT and administrative systems to complete, track, measure, and monitor payments.



**4. DESCRIBE THE DETAILED ASSUMPTIONS USED TO DERIVE THE SPECIFIC REQUESTED AMOUNT. (How did you determine that the requested number of FTE were appropriate? From what source or standard did you derive the requested levels of funding? Were alternatives such as outsourcing or automation considered? If based on new legislation, does request tie to TAFP fiscal note? If not, explain why. Detail which portions of the request are one-times and how those amounts were calculated.)**

The Division has been working with CMS through our national partners for technical assistance as Missouri becomes the first state in the nation to implement interoperability in a FFS Medicaid HCBS program. As we learn more during the implementation process, adjustments will be made to specific pieces of the project. Current projections are based on what we have learned and been advised on to date. DD will capitalize on existing funds through utilization of federal match for IT interoperability efforts within this request, where applicable.

**NEW DECISION ITEM**  
**RANK: 8 OF 20**

<b>Department of Mental Health</b>	<b>Budget Unit</b>	<b>74205C</b>
<b>Division of Developmental Disabilities</b>		
<b>DD Provider Value Based Payments CTC</b>	<b>DI# 1650014</b>	<b>HB Section</b>
		<b>10.410</b>

<b>HB Section</b>		<b>Approp</b>	<b>Type</b>	<b>Fund</b>	<b>Amount</b>
10.410	Community Programs	1922	PSD	0148	\$ 15,824,802
10.410	Community Programs	1919	PSD	0101	\$ 7,210,456
10.410	Community Programs	2072	PSD	0101	\$ 13,343,378
10.410	Community Programs	6680	PSD	0148	\$ 23,789,219

VBP Data and Administration \$7,392,327  
 VBP Ongoing IT Infrastructure \$15,642,932  
 VBP Incentive Payments \$37,132,596  
 VBP Total \$60,167,855

<b>VBP Initiative</b>	<b>Key Outcomes and Value Achieved</b>	<b>Payment Methodology</b>
Tiered Behavioral Supports	Reduced behavior risks and costs	Tiered payments based on reporting and level of implementation
Direct Support Professional (DSP) Certification	DSP recruitment and retention. Enhanced training and reduced turnover of workforce leads to better health outcomes for clients	Tiered payments of 1-3% of paid service claims based on level of DSP participation and retention
DSP Apprenticeship	Strengthen talent pipeline for DSP workforce.	Payment at 50% completion and full completion of program
Remote Services Expansion	Increased client independence and reduced need for DSP staffing; cost savings	Payment of 15% of the State's share of savings for each six month period
National Core Indicators	Data to benchmark wages, turnover, retention, etc. at state and national levels	Annual payment for completion of data reporting
Health Risk Screening Tool (HRST)	Complete health risk profile for each participant. Health risk plan for utilization by agency to reduce risks and associated costs	Payment for identified data elements of health outcomes/risk
Employment First	Develop benchmark performance of employment providers to inform future incentive payments for high performing providers achieving integrated employment for clients	Payment for service-reporting episode on identified data points
Electronic Visit Verification (EVV)	Program Integrity through location verified timekeeping in personal care programs	Payment of 1% of paid service claims

NEW DECISION ITEM  
RANK: 8 OF 20

Department of Mental Health	Budget Unit	<u>74205C</u>
Division of Developmental Disabilities		
DD Provider Value Based Payments CTC	DI# 1650014	HB Section <u>10.410</u>

**5. BREAK DOWN THE REQUEST BY BUDGET OBJECT CLASS, JOB CLASS, AND FUND SOURCE. IDENTIFY ONE-TIME COSTS.**

Budget Object Class/Job Class	Dept Req GR DOLLARS	Dept Req GR FTE	Dept Req FED DOLLARS	Dept Req FED FTE	Dept Req OTHER DOLLARS	Dept Req OTHER FTE	Dept Req TOTAL DOLLARS	Dept Req TOTAL FTE	Dept Req One-Time DOLLARS
Program Distributions	20,553,834		39,614,021		0		60,167,855		0
<b>Total PSD</b>	<b>20,553,834</b>		<b>39,614,021</b>		<b>0</b>		<b>60,167,855</b>		<b>0</b>
<b>Grand Total</b>	<b>20,553,834</b>	<b>0.0</b>	<b>39,614,021</b>	<b>0.0</b>	<b>0</b>	<b>0.0</b>	<b>60,167,855</b>	<b>0.0</b>	<b>0</b>

**6. PERFORMANCE MEASURES (If new decision item has an associated core, separately identify projected performance with & without additional funding.)**

**6a. Provide an activity measure(s) for the program.**

DD will collect data to define HCBS outcomes/quality measures, establish core data elements and baseline data, and identify gaps.

**6b. Provide a measure(s) of the program's quality.**

DD will collect and report on provider performance relative to HCBS outcomes, and connect reimbursement/incentives directly to quality of care.

**6c. Provide a measure(s) of the program's impact.**

DD will collect and report on trends in VBP data related to HCBS outcomes and develop testing tools for measuring provider performance.

**6d. Provide a measure(s) of the program's efficiency.**

DD will report on the efficiency of VBP implementation, including utilization of National Core Indicator provider specific data to demonstrate impact of increased rates directly on DSP wages and retention.

**7. STRATEGIES TO ACHIEVE THE PERFORMANCE MEASUREMENT TARGETS:**

Each incentive payment is independently designed to achieve a targeted quality outcome based on data analysis within the programmatic structure. The performance metrics and incentive payments will to evolve as additional data becomes available.

REPORT 10 - FY 2024 DEPARTMENT REQUEST

DECISION ITEM DETAIL

Budget Unit	FY 2022	FY 2022	FY 2023	FY 2023	FY 2024	FY 2024	*****	*****
Decision Item	ACTUAL	ACTUAL	BUDGET	BUDGET	DEPT REQ	DEPT REQ	SECURED	SECURED
Budget Object Class	DOLLAR	FTE	DOLLAR	FTE	DOLLAR	FTE	COLUMN	COLUMN
COMMUNITY PROGRAMS								
Provider Value Based Pay CTC - 1650014								
PROGRAM DISTRIBUTIONS	0	0.00	0	0.00	60,167,855	0.00	0	0.00
TOTAL - PD	0	0.00	0	0.00	60,167,855	0.00	0	0.00
GRAND TOTAL	\$0	0.00	\$0	0.00	\$60,167,855	0.00	\$0	0.00
GENERAL REVENUE	\$0	0.00	\$0	0.00	\$20,553,834	0.00		0.00
FEDERAL FUNDS	\$0	0.00	\$0	0.00	\$39,614,021	0.00		0.00
OTHER FUNDS	\$0	0.00	\$0	0.00	\$0	0.00		0.00



NEW DECISION ITEM  
RANK: 10 OF 20

Department of Mental Health	Budget Unit <u>74205C</u>
Division of Developmental Disabilities	
HCBS Enhancements CTC	DI# <u>1650013</u>
	HB Section <u>10.410</u>

**1. AMOUNT OF REQUEST**

FY 2024 Budget Request					FY 2024 Governor's Recommendation				
	GR	Federal	Other	Total		GR	Federal	Other	Total
PS	0	0	0	0	PS	0	0	0	0
EE	0	0	0	0	EE	0	0	0	0
PSD	6,737,812	7,574,097	0	14,311,909	PSD	0	0	0	0
TRF	0	0	0	0	TRF	0	0	0	0
<b>Total</b>	<b>6,737,812</b>	<b>7,574,097</b>	<b>0</b>	<b>14,311,909</b>	<b>Total</b>	<b>0</b>	<b>0</b>	<b>0</b>	<b>0</b>
FTE	0.00	0.00	0.00	0.00	FTE	0.00	0.00	0.00	0.00
<b>Est. Fringe</b>	<b>0</b>	<b>0</b>	<b>0</b>	<b>0</b>	<b>Est. Fringe</b>	<b>0</b>	<b>0</b>	<b>0</b>	<b>0</b>
<i>Note: Fringes budgeted in House Bill 5 except for certain fringes budgeted directly to MoDOT, Highway Patrol, and Conservation.</i>					<i>Note: Fringes budgeted in House Bill 5 except for certain fringes budgeted directly to MoDOT, Highway Patrol, and Conservation.</i>				

Other Funds: None

Other Funds:

**2. THIS REQUEST CAN BE CATEGORIZED AS:**

<input type="checkbox"/> New Legislation	<input type="checkbox"/> New Program	<input type="checkbox"/> Fund Switch
<input type="checkbox"/> Federal Mandate	<input type="checkbox"/> Program Expansion	<input checked="" type="checkbox"/> Cost to Continue
<input checked="" type="checkbox"/> GR Pick-Up	<input type="checkbox"/> Space Request	<input type="checkbox"/> Equipment Replacement
<input type="checkbox"/> Pay Plan	<input type="checkbox"/> Other: _____	

**3. WHY IS THIS FUNDING NEEDED? PROVIDE AN EXPLANATION FOR ITEMS CHECKED IN #2. INCLUDE THE FEDERAL OR STATE STATUTORY OR CONSTITUTIONAL AUTHORIZATION FOR THIS PROGRAM.**

The Department of Mental Health (DMH), Division of Developmental Disabilities (DD) provides services to approximately 15,700 individuals through the Home and Community Based Services (HCBS). The HCBS provision in the American Rescue Plan increased the federal matching rate (FMAP) for Medicaid HCBS spending by 10 percentage points from April 1, 2021 through March 31, 2022. States must use these enhanced funds to enhance, expand, or strengthen current Medicaid HCBS. Funds shall supplement what is available under the state's Medicaid program as of April 1, 2021, and must be expended by March 31, 2025.

**NEW DECISION ITEM**

RANK: 10 OF 20

Department of Mental Health	Budget Unit	74205C
Division of Developmental Disabilities		
HCBS Enhancements CTC	DI# 1650013	HB Section 10.410

**3. WHY IS THIS FUNDING NEEDED? PROVIDE AN EXPLANATION FOR ITEMS CHECKED IN #2. INCLUDE THE FEDERAL OR STATE STATUTORY OR CONSTITUTIONAL AUTHORIZATION FOR THIS PROGRAM.(Cont.)**

Funding was awarded for FY 2023 to enhance current HCBS through the implementation of chronic health condition management national best practices, increased access to home modifications, and enhanced training and oversight to ensure the quality of services provided to and safety of individuals receiving HCBS. After thorough research and review, DD prepared a plan to enhance the HCBS system that included many initiatives with varying timelines. Some initiatives were one time expenses (such as IT infrastructure), some were short term projects, and others were anticipated to be ongoing in nature. In order to ensure that Enhanced FMAP dollars were maximized, funding for these ongoing initiatives was appropriated from a temporary funding source.

DD is requesting General Revenue pick up funding to continue enhancing the quality of services and developing new models of care to support HCBS waiver participants. Current efforts underway include development of enhanced training for risk mitigation, enhanced quality reviews of services provided, planning and development to support population health management, data analysis, and quality measures.

**4. DESCRIBE THE DETAILED ASSUMPTIONS USED TO DERIVE THE SPECIFIC REQUESTED AMOUNT. (How did you determine that the requested number of FTE were appropriate? From what source or standard did you derive the requested levels of funding? Were alternatives such as outsourcing or automation considered? If based on new legislation, does request tie to TAFP fiscal note? If not, explain why. Detail which portions of the request are one-times and how those amounts were calculated.)**

Funded Initiative	Enhancement, expansion, or strengthen	Status
Home Modifications	Current limitation: \$7,500 - New limitation: \$10,000 EFMAP: \$892,812 FED: \$1,729,097 Increased access to care through addressing rising in increase in costs. Assurance of the health, welfare, and safety of an individual, or greater functioning / ability to remain in their own home. - <b>\$2,621,909</b>	DD is in the waiver amendment process to request that the increase in cost limit be effective January 1, 2023. These modifications allow individuals to remain in their homes for as long as possible. Modifications include, but are not limited to: installation of ramps and grab-bars, widening of doorways, and modification of bathroom facilities.
Enhanced Quality Services / Base Provider Review	Enhanced quality oversight to assure compliance with CMS standards. As CMS has increased expectations of states in the realm of quality oversight, coupled with the increase in the growth among providers and clients, the state needs to minimize gaps in quality services and ensure best practice oversight and entification of gaps and efficiencies. ongoing annual contract costs - <b>\$11,690,000.</b>	Enlisting contracted services for Provider of Service Compliance Reviews that will include Annual Performance Reports, Validation Reviews and expanded technical assistance, training and support. Pursuing utilization of a statewide analytics platform to enhance analysis of the Division's incident management systems data with Medicaid claims, D-SNP and available ADT data. The development of a provider scorecard component within a statewide analytics platform will be included.

**NEW DECISION ITEM**

RANK: 10 OF 20

<b>Department of Mental Health</b>		<b>Budget Unit</b> <u>74205C</u>	
<b>Division of Developmental Disabilities</b>			
<b>HCBS Enhancements CTC</b>	<b>DI# 1650013</b>	<b>HB Section</b> <u>10.410</u>	
<b>HB Section</b>	<b>Approp</b>	<b>Type</b>	<b>Fund</b>
10.410 Community Programs	1919	PSD	0101
10.410 Community Programs	1922	PSD	0148
10.410 Community Programs	2072	PSD	0101
10.410 Community Programs	6680	PSD	0148
			<b>\$14,311,909</b>
<b>5. BREAK DOWN THE REQUEST BY BUDGET OBJECT CLASS, JOB CLASS, AND FUND SOURCE. IDENTIFY ONE-TIME COSTS.</b>			
<b>Budget Object Class/Job Class</b>	<b>Dept Req GR DOLLARS</b>	<b>Dept Req GR FTE</b>	<b>Dept Req FED DOLLARS</b>
			<b>Dept Req FED FTE</b>
			<b>Dept Req OTHER DOLLARS</b>
			<b>Dept Req OTHER FTE</b>
			<b>Dept Req TOTAL DOLLARS</b>
			<b>Dept Req TOTAL FTE</b>
			<b>Dept Req One-Time DOLLARS</b>
Program Distributions	<u>6,737,812</u>		<u>7,574,097</u>
<b>Total PSD</b>	<b>6,737,812</b>		<b>7,574,097</b>
			<b>0</b>
			<b>0</b>
<b>Grand Total</b>	<b>6,737,812</b>	<b>0.0</b>	<b>7,574,097</b>
			<b>0.0</b>
			<b>0</b>
			<b>0.0</b>
			<b>14,311,909</b>
			<b>0.0</b>
			<b>0</b>

**NEW DECISION ITEM**  
**RANK: 10 OF 20**

Department of Mental Health	Budget Unit	74205C
Division of Developmental Disabilities		
HCBS Enhancements CTC	DI# 1650013	HB Section 10.410

**6. PERFORMANCE MEASURES (If new decision item has an associated core, separately identify projected performance with & without additional funding.)**

**6a. Provide an activity measure(s) for the program.**

DD will collect data to establish core data elements and baseline data to measure and report implementation of program

**6b. Provide a measure(s) of the program's quality.**

DD will demonstrate program quality through National Core Indicator © program quality measures currently utilized in the CMS Medicaid Scorecard.

**6c. Provide a measure(s) of the program's impact.**

DD will collect and report on increased access to care and provider performance relative to program enhancements. Measures will include utilization of home modifications, medication error data, health risk score data, provider performance and scorecards, and adverse events.

**6d. Provide a measure(s) of the program's efficiency.**

DD will collect and report on data available to provide insight into return on investment into the program enhancements, including but not limited to reductions in costs relative to decreased medication errors/adverse events and improved chronic disease management, and delayed facility placement as a result of access to home modifications.

**7. STRATEGIES TO ACHIEVE THE PERFORMANCE MEASUREMENT TARGETS:**

Division of DD will continue to inform and educate stakeholders regarding the strategies to improve health outcomes and crisis management for individuals. The Division will conduct reviews to identify gaps and efficiencies to enhance access and quality, as well as ensure best practice oversight.

REPORT 10 - FY 2024 DEPARTMENT REQUEST

DECISION ITEM DETAIL

Budget Unit	FY 2022	FY 2022	FY 2023	FY 2023	FY 2024	FY 2024	*****	*****
Decision Item	ACTUAL	ACTUAL	BUDGET	BUDGET	DEPT REQ	DEPT REQ	SECURED	SECURED
Budget Object Class	DOLLAR	FTE	DOLLAR	FTE	DOLLAR	FTE	COLUMN	COLUMN
COMMUNITY PROGRAMS								
HCBS Enhancements CTC - 1650013								
PROGRAM DISTRIBUTIONS	0	0.00	0	0.00	14,311,909	0.00	0	0.00
TOTAL - PD	0	0.00	0	0.00	14,311,909	0.00	0	0.00
GRAND TOTAL	\$0	0.00	\$0	0.00	\$14,311,909	0.00	\$0	0.00
GENERAL REVENUE	\$0	0.00	\$0	0.00	\$6,737,812	0.00		0.00
FEDERAL FUNDS	\$0	0.00	\$0	0.00	\$7,574,097	0.00		0.00
OTHER FUNDS	\$0	0.00	\$0	0.00	\$0	0.00		0.00



# **Autism Centers**





# CORE DECISION ITEM

<b>Department:</b>	<b>Mental Health</b>	<b>Budget Unit</b>	<b>74215C</b>
<b>Division:</b>	<b>Developmental Disabilities</b>		
<b>Core:</b>	<b>Autism Centers</b>	<b>HB Section</b>	<b>10.411</b>

## 1. CORE FINANCIAL SUMMARY

	FY 2024 Budget Request			
	GR	Federal	Other	Total
PS	0	0	0	0
EE	0	0	0	0
PSD	0	10,000,000	0	10,000,000
TRF	0	0	0	0
<b>Total</b>	<b>0</b>	<b>10,000,000</b>	<b>0</b>	<b>10,000,000</b>
<b>FTE</b>	<b>0.00</b>	<b>0.00</b>	<b>0.00</b>	<b>0.00</b>

<b>Est. Fringe</b>	0	0	0	0
--------------------	---	---	---	---

Note: Fringes budgeted in House Bill 5 except for certain fringes budgeted directly to MoDOT, Highway Patrol, and Conservation.

Other Funds: None.

	FY 2024 Governor's Recommendation			
	GR	Federal	Other	Total
PS	0	0	0	0
EE	0	0	0	0
PSD	0	0	0	0
TRF	0	0	0	0
<b>Total</b>	<b>0</b>	<b>0</b>	<b>0</b>	<b>0</b>
<b>FTE</b>	<b>0.00</b>	<b>0.00</b>	<b>0.00</b>	<b>0.00</b>

<b>Est. Fringe</b>	0	0	0	0
--------------------	---	---	---	---

Note: Fringes budgeted in House Bill 5 except for certain fringes budgeted directly to MoDOT, Highway Patrol, and Conservation.

Other Funds:

## 2. CORE DESCRIPTION

The Division of Developmental Disabilities (DD) provides specialized services for individuals diagnosed with Autism Spectrum Disorders (ASD) and their families. During the 2022 legislative session, funding was awarded to the Division for implementation of Autism Centers in Springfield and in Joplin. Using these funds, DD is contracting to launch a large-scale diagnostic and treatment clinic in Springfield with treatment clinics in other rural areas, and separately with stakeholders in Joplin to expand ASD diagnostic and treatment services, including additional outreach efforts in Barry County, Missouri. These efforts will increase capacity for treatment and diagnostic options in Southwest Missouri.

## 3. PROGRAM LISTING (list programs included in this core funding)

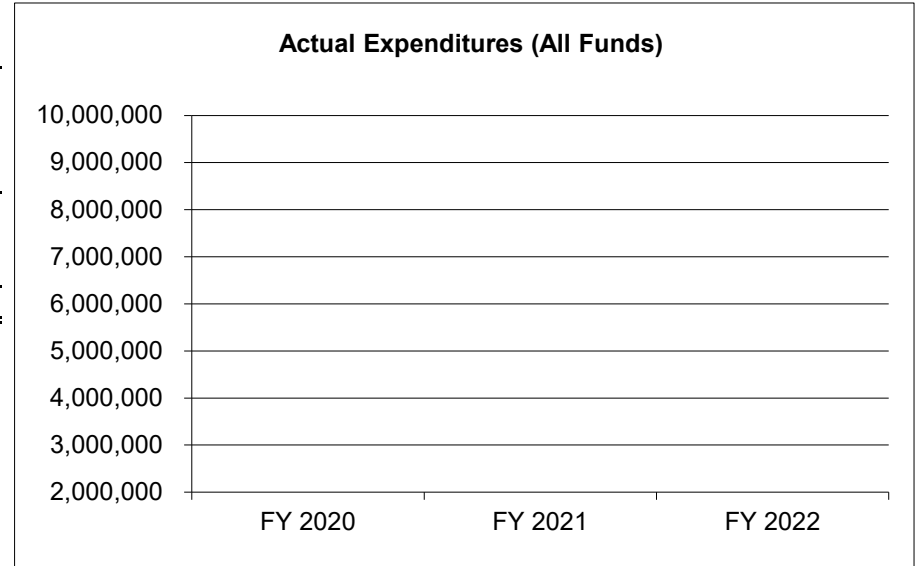
Autism

**CORE DECISION ITEM**

<b>Department:</b>	<b>Mental Health</b>	<b>Budget Unit</b>	<b>74215C</b>
<b>Division:</b>	<b>Developmental Disabilities</b>		
<b>Core:</b>	<b>Autism Centers</b>	<b>HB Section</b>	<b>10.411</b>

**4. FINANCIAL HISTORY**

	<b>FY 2020 Actual</b>	<b>FY 2021 Actual</b>	<b>FY 2022 Current Yr.</b>	<b>FY 2023 Current Yr.</b>
Appropriation (All Funds)	0	0	0	10,000,000
Less Reverted (All Funds)	0	0	0	0
Less Restricted (All Funds)*	0	0	0	0
Budget Authority (All Funds)	0	0	0	10,000,000
Actual Expenditures (All Funds)	0	0	0	N/A
Unexpended (All Funds)	0	0	0	N/A
Unexpended, by Fund:				
General Revenue	0	0	0	N/A
Federal	0	0	0	N/A
Other	0	0	0	N/A
			<b>(1)</b>	



\*Current Year restricted amount is as of August 1, 2022.

Reverted includes the statutory three-percent reserve amount (when applicable).

Restricted includes any Governor's Expenditure Restrictions which remained at the end of the fiscal year (when applicable).

**NOTES:**

(1) New funding in the amount of \$10,000,000 was appropriated to the Department of Mental Health in FY 2023 for Autism Centers in Joplin and Springfield from the Budget Stabilization Fund.

CORE RECONCILIATION DETAIL

DEPARTMENT OF MENTAL HEALTH  
SPRINGFIELD AUTISM

5. CORE RECONCILIATION DETAIL

	Budget Class	FTE	GR	Federal	Other	Total	Explanation
TAFP AFTER VETOES							
	PD	0.00	0	5,000,000	0	5,000,000	
	Total	0.00	0	5,000,000	0	5,000,000	
DEPARTMENT CORE REQUEST							
	PD	0.00	0	5,000,000	0	5,000,000	
	Total	0.00	0	5,000,000	0	5,000,000	
GOVERNOR'S RECOMMENDED CORE							
	PD	0.00	0	5,000,000	0	5,000,000	
	Total	0.00	0	5,000,000	0	5,000,000	

---

**CORE RECONCILIATION DETAIL**

---

**DEPARTMENT OF MENTAL HEALTH  
JOPLIN AUTISM**

---

**5. CORE RECONCILIATION DETAIL**

---

	<b>Budget Class</b>	<b>FTE</b>	<b>GR</b>	<b>Federal</b>	<b>Other</b>	<b>Total</b>	<b>Explanation</b>
<b>TAFP AFTER VETOES</b>							
	PD	0.00	0	5,000,000	0	5,000,000	
	<b>Total</b>	<b>0.00</b>	<b>0</b>	<b>5,000,000</b>	<b>0</b>	<b>5,000,000</b>	
<b>DEPARTMENT CORE REQUEST</b>							
	PD	0.00	0	5,000,000	0	5,000,000	
	<b>Total</b>	<b>0.00</b>	<b>0</b>	<b>5,000,000</b>	<b>0</b>	<b>5,000,000</b>	
<b>GOVERNOR'S RECOMMENDED CORE</b>							
	PD	0.00	0	5,000,000	0	5,000,000	
	<b>Total</b>	<b>0.00</b>	<b>0</b>	<b>5,000,000</b>	<b>0</b>	<b>5,000,000</b>	

REPORT 9 - FY 2024 DEPARTMENT REQUEST

DECISION ITEM SUMMARY

Budget Unit								
Decision Item	FY 2022	FY 2022	FY 2023	FY 2023	FY 2024	FY 2024	*****	*****
Budget Object Summary	ACTUAL	ACTUAL	BUDGET	BUDGET	DEPT REQ	DEPT REQ	SECURED	SECURED
Fund	DOLLAR	FTE	DOLLAR	FTE	DOLLAR	FTE	COLUMN	COLUMN
SPRINGFIELD AUTISM								
CORE								
PROGRAM-SPECIFIC								
BUDGET STABILIZATION	0	0.00	5,000,000	0.00	5,000,000	0.00	0	0.00
TOTAL - PD	0	0.00	5,000,000	0.00	5,000,000	0.00	0	0.00
TOTAL	0	0.00	5,000,000	0.00	5,000,000	0.00	0	0.00
GRAND TOTAL	\$0	0.00	\$5,000,000	0.00	\$5,000,000	0.00	\$0	0.00

REPORT 9 - FY 2024 DEPARTMENT REQUEST

DECISION ITEM SUMMARY

Budget Unit								
Decision Item	FY 2022	FY 2022	FY 2023	FY 2023	FY 2024	FY 2024	*****	*****
Budget Object Summary	ACTUAL	ACTUAL	BUDGET	BUDGET	DEPT REQ	DEPT REQ	SECURED	SECURED
Fund	DOLLAR	FTE	DOLLAR	FTE	DOLLAR	FTE	COLUMN	COLUMN
JOPLIN AUTISM								
CORE								
PROGRAM-SPECIFIC								
BUDGET STABILIZATION	0	0.00	5,000,000	0.00	5,000,000	0.00	0	0.00
TOTAL - PD	0	0.00	5,000,000	0.00	5,000,000	0.00	0	0.00
TOTAL	0	0.00	5,000,000	0.00	5,000,000	0.00	0	0.00
GRAND TOTAL								
	\$0	0.00	\$5,000,000	0.00	\$5,000,000	0.00	\$0	0.00

REPORT 10 - FY 2024 DEPARTMENT REQUEST

DECISION ITEM DETAIL

Budget Unit	FY 2022	FY 2022	FY 2023	FY 2023	FY 2024	FY 2024	*****	*****
Decision Item	ACTUAL	ACTUAL	BUDGET	BUDGET	DEPT REQ	DEPT REQ	SECURED	SECURED
Budget Object Class	DOLLAR	FTE	DOLLAR	FTE	DOLLAR	FTE	COLUMN	COLUMN
SPRINGFIELD AUTISM								
CORE								
PROGRAM DISTRIBUTIONS	0	0.00	5,000,000	0.00	5,000,000	0.00	0	0.00
TOTAL - PD	0	0.00	5,000,000	0.00	5,000,000	0.00	0	0.00
GRAND TOTAL	\$0	0.00	\$5,000,000	0.00	\$5,000,000	0.00	\$0	0.00
GENERAL REVENUE	\$0	0.00	\$0	0.00	\$0	0.00		0.00
FEDERAL FUNDS	\$0	0.00	\$5,000,000	0.00	\$5,000,000	0.00		0.00
OTHER FUNDS	\$0	0.00	\$0	0.00	\$0	0.00		0.00

REPORT 10 - FY 2024 DEPARTMENT REQUEST

DECISION ITEM DETAIL

Budget Unit	FY 2022	FY 2022	FY 2023	FY 2023	FY 2024	FY 2024	*****	*****
Decision Item	ACTUAL	ACTUAL	BUDGET	BUDGET	DEPT REQ	DEPT REQ	SECURED	SECURED
Budget Object Class	DOLLAR	FTE	DOLLAR	FTE	DOLLAR	FTE	COLUMN	COLUMN
JOPLIN AUTISM								
CORE								
PROGRAM DISTRIBUTIONS	0	0.00	5,000,000	0.00	5,000,000	0.00	0	0.00
TOTAL - PD	0	0.00	5,000,000	0.00	5,000,000	0.00	0	0.00
GRAND TOTAL	\$0	0.00	\$5,000,000	0.00	\$5,000,000	0.00	\$0	0.00
GENERAL REVENUE								
	\$0	0.00	\$0	0.00	\$0	0.00		0.00
FEDERAL FUNDS								
	\$0	0.00	\$5,000,000	0.00	\$5,000,000	0.00		0.00
OTHER FUNDS								
	\$0	0.00	\$0	0.00	\$0	0.00		0.00



# **HCBS Enhancements**



## CORE DECISION ITEM

<b>Department:</b> Mental Health	<b>Budget Unit</b> 74215C
<b>Division:</b> Developmental Disabilities	
<b>Core:</b> HCBS Enhancements	<b>HB Section</b> 10.415

### 1. CORE FINANCIAL SUMMARY

	FY 2024 Budget Request					FY 2024 Governor's Recommendation			
	GR	Federal	Other	Total		GR	Federal	Other	Total
PS	0	0	0	0	PS	0	0	0	0
EE	0	0	0	0	EE	0	0	0	0
PSD	0	150,000	0	150,000	PSD	0	0	0	0
TRF	0	0	0	0	TRF	0	0	0	0
<b>Total</b>	<b>0</b>	<b>150,000</b>	<b>0</b>	<b>150,000</b>	<b>Total</b>	<b>0</b>	<b>0</b>	<b>0</b>	<b>0</b>
<b>FTE</b>	<b>0.00</b>	<b>0.00</b>	<b>0.00</b>	<b>0.00</b>	<b>FTE</b>	<b>0.00</b>	<b>0.00</b>	<b>0.00</b>	<b>0.00</b>

<b>Est. Fringe</b>	0	0	0	0		0	0	0	0
--------------------	---	---	---	---	--	---	---	---	---

Note: Fringes budgeted in House Bill 5 except for certain fringes budgeted directly to MoDOT, Highway Patrol, and Conservation.

Federal Funds: None

Other Funds:

### 2. CORE DESCRIPTION

The American Recovery Plan Act (ARPA) provided additional support of Medicaid Home and Community Based Services (HCBS) allowing Missouri to begin earning an enhanced 10% federal match on qualifying expenditures. This funding will allow the Division of Developmental Disabilities (DD) to implement programs to enhance HCBS services provided to clients. In FY 2023, the additional HCBS enhanced FMAP funding through the American Rescue Plan has allowed the division to enhance the quality of services, provide additional needed resources, and develop new models of care supporting HCBS waiver participants. This includes development of enhanced training, enhanced quality reviews of services provided, planning and development to support population health management, data analysis, and quality measures.

Funding in the FY 2024 core provides continued funding for the Health Risk Screening Tool (HRST) to complete implementation. Ongoing funding to continue HCBS enhancements funded in FY 2023 are requested separately in new decision items.

### 3. PROGRAM LISTING (list programs included in this core funding)

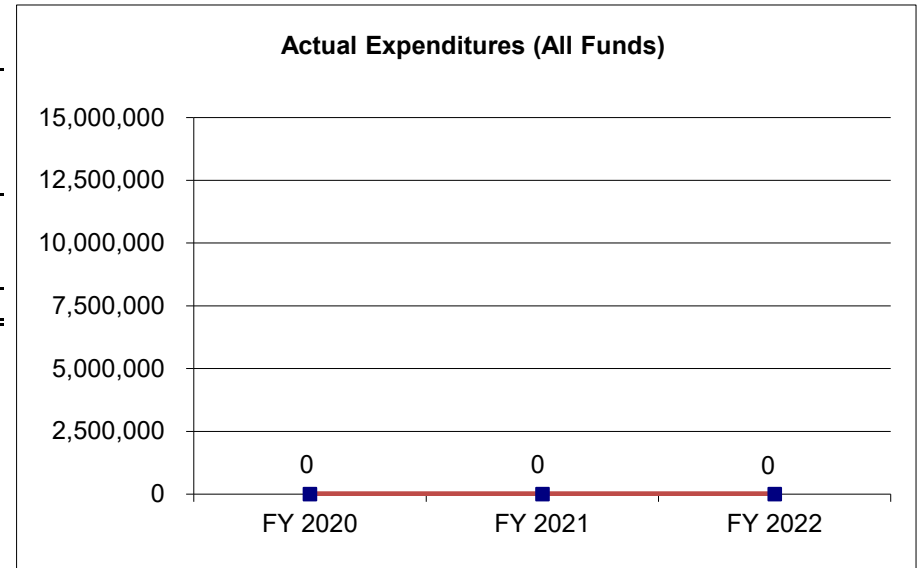
In-Home  
Residential

# **CORE DECISION ITEM**

<b>Department:</b>	<b>Mental Health</b>	<b>Budget Unit</b>	<b>74215C</b>
<b>Division:</b>	<b>Developmental Disabilities</b>		
<b>Core:</b>	<b>HCBS Enhancements</b>	<b>HB Section</b>	<b>10.415</b>

## **4. FINANCIAL HISTORY**

	<b>FY 2020 Actual</b>	<b>FY 2021 Actual</b>	<b>FY 2022 Current Yr.</b>	<b>FY 2023 Current Yr.</b>
Appropriation (All Funds)	0	0	0	12,054,815
Less Reverted (All Funds)	0	0	0	0
Less Restricted (All Funds)*	0	0	0	0
Budget Authority (All Funds)	0	0	0	12,054,815
Actual Expenditures (All Funds)	0	0	0	N/A
Unexpended (All Funds)	0	0	0	N/A
Unexpended, by Fund:				
General Revenue	0	0	0	N/A
Federal	0	0	0	N/A
Other	0	0	0	N/A
				<b>(1)</b>



\*Current Year restricted amount is as of August 1, 2022.

Reverted includes the statutory three-percent reserve amount (when applicable).

Restricted includes any Governor's Expenditure Restrictions which remained at the end of the fiscal year (when applicable).

### **NOTES:**

(1) New funding in the amount of \$12,054,815 was appropriated to the Department of Mental Health in FY 2023 to allow DD to implement programs to enhance HCBS services provided to clients.

**CORE RECONCILIATION DETAIL**

**DEPARTMENT OF MENTAL HEALTH  
HCBS ENH**

**5. CORE RECONCILIATION DETAIL**

				<b>Budget Class</b>	<b>FTE</b>	<b>GR</b>	<b>Federal</b>	<b>Other</b>	<b>Total</b>	<b>Explanation</b>
<b>TAFP AFTER VETOES</b>										
				PD	0.00	0	12,054,815	0	12,054,815	
				<b>Total</b>	<b>0.00</b>	<b>0</b>	<b>12,054,815</b>	<b>0</b>	<b>12,054,815</b>	
<b>DEPARTMENT CORE ADJUSTMENTS</b>										
Core Reduction	102	9749		PD	0.00	0	(200,000)	0	(200,000)	Reduction of FY 2023 of HCBS Enhancements Medical Administration and Risk Training for expended funds.
Core Reduction	102	9747		PD	0.00	0	(14,815)	0	(14,815)	Reduction of FY 2023 of HCBS Enhancements Medical Administration and Risk Training for expended funds.
Core Reduction	1451	9748		PD	0.00	0	(11,690,000)	0	(11,690,000)	Reduction of FY 23 NDI for HCBS Enhancements, will request GR/FF for ongoing projects.
<b>NET DEPARTMENT CHANGES</b>					<b>0.00</b>	<b>0</b>	<b>(11,904,815)</b>	<b>0</b>	<b>(11,904,815)</b>	
<b>DEPARTMENT CORE REQUEST</b>										
				PD	0.00	0	150,000	0	150,000	
				<b>Total</b>	<b>0.00</b>	<b>0</b>	<b>150,000</b>	<b>0</b>	<b>150,000</b>	
<b>GOVERNOR'S RECOMMENDED CORE</b>										
				PD	0.00	0	150,000	0	150,000	
				<b>Total</b>	<b>0.00</b>	<b>0</b>	<b>150,000</b>	<b>0</b>	<b>150,000</b>	

REPORT 9 - FY 2024 DEPARTMENT REQUEST

DECISION ITEM SUMMARY

Budget Unit								
Decision Item	FY 2022	FY 2022	FY 2023	FY 2023	FY 2024	FY 2024	*****	*****
Budget Object Summary	ACTUAL	ACTUAL	BUDGET	BUDGET	DEPT REQ	DEPT REQ	SECURED	SECURED
Fund	DOLLAR	FTE	DOLLAR	FTE	DOLLAR	FTE	COLUMN	COLUMN
HCBS ENH								
CORE								
PROGRAM-SPECIFIC								
HCBS FMAP ENHANCEMENT	0	0.00	12,054,815	0.00	150,000	0.00	0	0.00
TOTAL - PD	0	0.00	12,054,815	0.00	150,000	0.00	0	0.00
TOTAL	0	0.00	12,054,815	0.00	150,000	0.00	0	0.00
GRAND TOTAL	\$0	0.00	\$12,054,815	0.00	\$150,000	0.00	\$0	0.00

REPORT 10 - FY 2024 DEPARTMENT REQUEST

DECISION ITEM DETAIL

Budget Unit	FY 2022	FY 2022	FY 2023	FY 2023	FY 2024	FY 2024	*****	*****
Decision Item	ACTUAL	ACTUAL	BUDGET	BUDGET	DEPT REQ	DEPT REQ	SECURED	SECURED
Budget Object Class	DOLLAR	FTE	DOLLAR	FTE	DOLLAR	FTE	COLUMN	COLUMN
HCBS ENH								
CORE								
PROGRAM DISTRIBUTIONS	0	0.00	12,054,815	0.00	150,000	0.00	0	0.00
TOTAL - PD	0	0.00	12,054,815	0.00	150,000	0.00	0	0.00
GRAND TOTAL	\$0	0.00	\$12,054,815	0.00	\$150,000	0.00	\$0	0.00
GENERAL REVENUE								
	\$0	0.00	\$0	0.00	\$0	0.00		0.00
FEDERAL FUNDS								
	\$0	0.00	\$12,054,815	0.00	\$150,000	0.00		0.00
OTHER FUNDS								
	\$0	0.00	\$0	0.00	\$0	0.00		0.00





# **Patients Post Discharge**



## CORE DECISION ITEM

<b>Department:</b> Mental Health	<b>Budget Unit</b> <u>74215C</u>
<b>Division:</b> Developmental Disabilities	
<b>Core:</b> Patients Post Discharge	<b>HB Section</b> <u>10.420</u>

### 1. CORE FINANCIAL SUMMARY

	FY 2024 Budget Request			
	GR	Federal	Other	Total
PS	0	0	0	0
EE	0	0	0	0
PSD	2,000,000	0	0	2,000,000
TRF	0	0	0	0
<b>Total</b>	<b>2,000,000</b>	<b>0</b>	<b>0</b>	<b>2,000,000</b>
<b>FTE</b>	<b>0.00</b>	<b>0.00</b>	<b>0.00</b>	<b>0.00</b>

<b>Est. Fringe</b>	0	0	0	0
--------------------	---	---	---	---

*Note: Fringes budgeted in House Bill 5 except for certain fringes budgeted directly to MoDOT, Highway Patrol, and Conservation.*

	FY 2024 Governor's Recommendation			
	GR	Federal	Other	Total
PS	0	0	0	0
EE	0	0	0	0
PSD	0	0	0	0
TRF	0	0	0	0
<b>Total</b>	<b>0</b>	<b>0</b>	<b>0</b>	<b>0</b>
<b>FTE</b>	<b>0.00</b>	<b>0.00</b>	<b>0.00</b>	<b>0.00</b>

<b>Est. Fringe</b>	0	0	0	0
--------------------	---	---	---	---

*Note: Fringes budgeted in House Bill 5 except for certain fringes budgeted directly to MoDOT, Highway Patrol, and Conservation.*

Other Funds: None.

### 2. CORE DESCRIPTION

Funding for Patients Post-Discharge provides reimbursement to hospitals for individuals who qualify for placement and support through the Division of Developmental Disabilities (DD) programs, but who may not be discharged when eligible due to a lack of availability within an appropriate community placement. Individuals with developmental disabilities who either live at home or in residential settings with assistance from the Division of DD are brought to the hospital for medical care. Discharge requires a release to a safe environment; however, some patients who have developmental disabilities can be very difficult to place in a safe environment, thus the discharge cannot occur. This can happen when their spot at a facility is filled, the facility refuses to accept them, or an aging parent can no longer care for them. The Division of DD is limited in its ability to support these individuals by the availability and willingness of providers. Hospital staffing and resources continue to provide care to these individuals until a safe and available placement is identified. This funding provides a small per diem payment to assist hospitals in covering costs for these patients while the Division of DD works on a long-term solution for these individuals.

In order for hospitals to apply and receive funding, they must fill out an attestation identifying the individual awaiting placement and the cost continuing to house the individual post discharge. After reviewing and determining if the costs meet all appropriate requirements, then the division reimburses hospitals until appropriated funds are exhausted. In FY 2022, \$1,887,478 was reimbursed to 14 hospitals and equated to 1,708 reimbursed days.

### 3. PROGRAM LISTING (list programs included in this core funding)

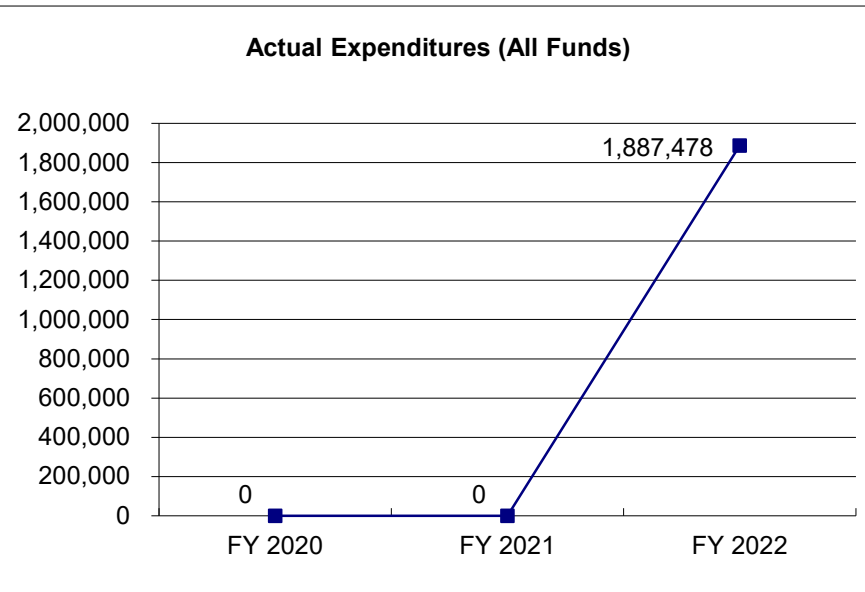
In-Home  
Residential

# CORE DECISION ITEM

<b>Department:</b>	<b>Mental Health</b>	<b>Budget Unit</b>	<b>74215C</b>
<b>Division:</b>	<b>Developmental Disabilities</b>		
<b>Core:</b>	<b>Patients Post Discharge</b>	<b>HB Section</b>	<b>10.420</b>

## 4. FINANCIAL HISTORY

	<b>FY 2020 Actual</b>	<b>FY 2021 Actual</b>	<b>FY 2022 Current Yr.</b>	<b>FY 2023 Current Yr.</b>
Appropriation (All Funds)	0	0	2,000,000	2,000,000
Less Reverted (All Funds)	0	0	(60,000)	(60,000)
Less Restricted (All Funds)*	0	0	0	0
Budget Authority (All Funds)	0	0	1,940,000	1,940,000
Actual Expenditures (All Funds)	0	0	1,887,478	N/A
Unexpended (All Funds)	0	0	52,522	N/A
Unexpended, by Fund:				
General Revenue	0	0	52,522	N/A
Federal	0	0	0	N/A
Other	0	0	0	N/A
			(1)	



\*Current Year restricted amount is as of August 1, 2022.

Reverted includes the statutory three-percent reserve amount (when applicable).

Restricted includes any Governor's Expenditure Restrictions which remained at the end of the fiscal year (when applicable).

### **NOTES:**

(1) New funding in the amount of \$2,000,000 was appropriated to the Department of Mental Health in FY 2022

---

**CORE RECONCILIATION DETAIL**

---

**DEPARTMENT OF MENTAL HEALTH  
DD PATIENTS POST DISCHARGE**

---

**5. CORE RECONCILIATION DETAIL**

---

	<b>Budget Class</b>	<b>FTE</b>	<b>GR</b>	<b>Federal</b>	<b>Other</b>	<b>Total</b>	<b>Explanation</b>
<b>TAFP AFTER VETOES</b>							
	PD	0.00	2,000,000	0	0	2,000,000	
	<b>Total</b>	<b>0.00</b>	<b>2,000,000</b>	<b>0</b>	<b>0</b>	<b>2,000,000</b>	
<b>DEPARTMENT CORE REQUEST</b>							
	PD	0.00	2,000,000	0	0	2,000,000	
	<b>Total</b>	<b>0.00</b>	<b>2,000,000</b>	<b>0</b>	<b>0</b>	<b>2,000,000</b>	
<b>GOVERNOR'S RECOMMENDED CORE</b>							
	PD	0.00	2,000,000	0	0	2,000,000	
	<b>Total</b>	<b>0.00</b>	<b>2,000,000</b>	<b>0</b>	<b>0</b>	<b>2,000,000</b>	

REPORT 9 - FY 2024 DEPARTMENT REQUEST

DECISION ITEM SUMMARY

Budget Unit								
Decision Item	FY 2022	FY 2022	FY 2023	FY 2023	FY 2024	FY 2024	*****	*****
Budget Object Summary	ACTUAL	ACTUAL	BUDGET	BUDGET	DEPT REQ	DEPT REQ	SECURED	SECURED
Fund	DOLLAR	FTE	DOLLAR	FTE	DOLLAR	FTE	COLUMN	COLUMN
DD PATIENTS POST DISCHARGE								
CORE								
PROGRAM-SPECIFIC								
GENERAL REVENUE	1,887,478	0.00	2,000,000	0.00	2,000,000	0.00	0	0.00
TOTAL - PD	1,887,478	0.00	2,000,000	0.00	2,000,000	0.00	0	0.00
TOTAL	1,887,478	0.00	2,000,000	0.00	2,000,000	0.00	0	0.00
GRAND TOTAL	\$1,887,478	0.00	\$2,000,000	0.00	\$2,000,000	0.00	\$0	0.00

REPORT 10 - FY 2024 DEPARTMENT REQUEST

DECISION ITEM DETAIL

Budget Unit	FY 2022	FY 2022	FY 2023	FY 2023	FY 2024	FY 2024	*****	*****
Decision Item	ACTUAL	ACTUAL	BUDGET	BUDGET	DEPT REQ	DEPT REQ	SECURED	SECURED
Budget Object Class	DOLLAR	FTE	DOLLAR	FTE	DOLLAR	FTE	COLUMN	COLUMN
DD PATIENTS POST DISCHARGE								
CORE								
PROGRAM DISTRIBUTIONS	1,887,478	0.00	2,000,000	0.00	2,000,000	0.00	0	0.00
TOTAL - PD	1,887,478	0.00	2,000,000	0.00	2,000,000	0.00	0	0.00
GRAND TOTAL	\$1,887,478	0.00	\$2,000,000	0.00	\$2,000,000	0.00	\$0	0.00
GENERAL REVENUE	\$1,887,478	0.00	\$2,000,000	0.00	\$2,000,000	0.00		0.00
FEDERAL FUNDS	\$0	0.00	\$0	0.00	\$0	0.00		0.00
OTHER FUNDS	\$0	0.00	\$0	0.00	\$0	0.00		0.00





# **DD Community Support Staff**



## CORE DECISION ITEM

<b>Department:</b>	<b>Mental Health</b>	<b>Budget Unit</b>	<b>74242C</b>
<b>Division:</b>	<b>Developmental Disabilities</b>		
<b>Core:</b>	<b>Community Support Staff</b>	<b>HB Section</b>	<b>10.425</b>

### 1. CORE FINANCIAL SUMMARY

FY 2024 Budget Request					FY 2024 Governor's Recommendation				
	GR	Federal	Other	Total		GR	Federal	Other	Total
<b>PS</b>	3,099,047	8,270,263	0	11,369,310	<b>PS</b>	0	0	0	0
<b>EE</b>	0	0	0	0	<b>EE</b>	0	0	0	0
<b>PSD</b>	0	0	0	0	<b>PSD</b>	0	0	0	0
<b>TRF</b>	0	0	0	0	<b>TRF</b>	0	0	0	0
<b>Total</b>	<b>3,099,047</b>	<b>8,270,263</b>	<b>0</b>	<b>11,369,310</b>	<b>Total</b>	<b>0</b>	<b>0</b>	<b>0</b>	<b>0</b>
<b>FTE</b>	<b>27.50</b>	<b>206.88</b>	<b>0.00</b>	<b>234.38</b>	<b>FTE</b>	<b>0.00</b>	<b>0.00</b>	<b>0.00</b>	<b>0.00</b>
<b>Est. Fringe</b>	1,412,724	5,645,361	0	7,058,086	<b>Est. Fringe</b>	0	0	0	0
<i>Note: Fringes budgeted in House Bill 5 except for certain fringes budgeted directly to MoDOT, Highway Patrol, and Conservation.</i>					<i>Note: Fringes budgeted in House Bill 5 except for certain fringes budgeted directly to MoDOT, Highway Patrol, and Conservation.</i>				

Other Funds: None.

Other Funds:

### 2. CORE DESCRIPTION

The Division of Developmental Disabilities (DD) assures that every individual eligible for DD services is assigned a service coordinator who is responsible for that individual's service plan. The service coordinator works with the individual's family, interested parties, and staff at the regional office to develop a person-centered plan with services based on goals and needs for that individual. Once the plan is agreed upon and put in place, the service coordinator is responsible for arranging those services and monitoring their delivery. The service coordinator is the point of contact for the individual for questions and concerns from family members, physicians, and providers. They also coordinate necessary paperwork and applications required of the family or guardian. The Division of DD's Regional Offices employ 218 service coordinators and an additional 22 service coordination supervisors. An effective, well trained service coordinator is the crucial link between the individual and the family and the Division of DD's service delivery system. Working through service contract details, MO HealthNet changes, authorizations, Individualized Supported Living (ISL) budgets, and other paperwork, the service coordinator ensures that services are available and delivered to the satisfaction of the individual or the family, and in accordance with the Department of Mental Health (DMH) guidelines and regulations.

The Community Support Staff house bill section contains funding for DMH service coordinators as well as Targeted Case Management (TCM) support positions. This funding is allocated to the appropriate regional offices.

### 3. PROGRAM LISTING (list programs included in this core funding)

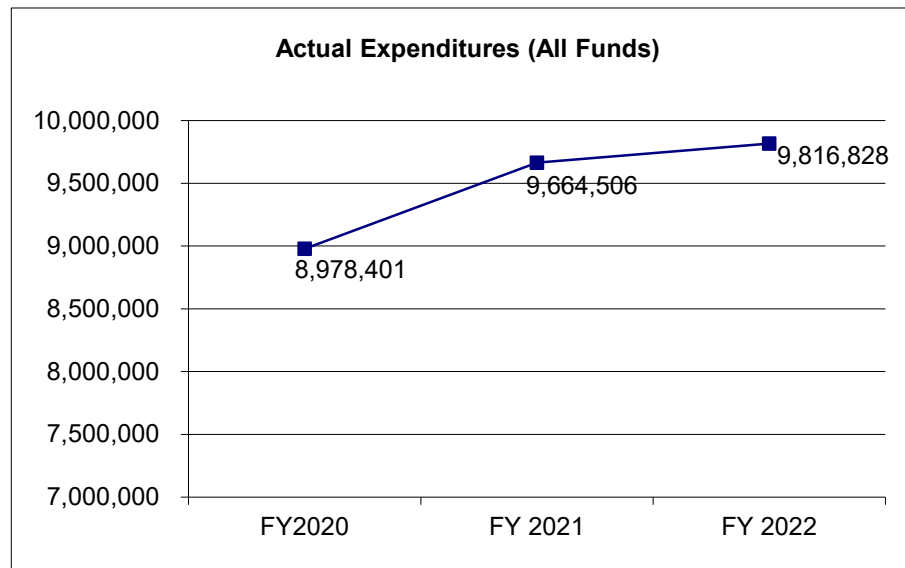
DD Service Coordination

# **CORE DECISION ITEM**

<b>Department:</b>	<b>Mental Health</b>	<b>Budget Unit</b>	<b>74242C</b>
<b>Division:</b>	<b>Developmental Disabilities</b>		
<b>Core:</b>	<b>Community Support Staff</b>	<b>HB Section</b>	<b>10.425</b>

## **4. FINANCIAL HISTORY**

	<b>FY2020 Actual</b>	<b>FY 2021 Actual</b>	<b>FY 2022 Actual</b>	<b>FY 2023 Current Yr.</b>
Appropriation (All Funds)	10,513,529	10,565,185	10,670,838	11,369,310
Less Reverted (All Funds)	(65,336)	(68,848)	(72,017)	(92,971)
Less Restricted (All Funds)*	0	0	0	0
Budget Authority (All Funds)	10,448,193	10,496,337	10,598,821	11,276,339
Actual Expenditures (All Funds)	8,978,401	9,664,506	9,816,828	N/A
Unexpended (All Funds)	1,469,792	831,831	781,993	N/A
Unexpended, by Fund:				
General Revenue	0	0	0	N/A
Federal	1,469,792	831,831	781,993	N/A
Other	0	0	0	N/A
	(1)	(1)	(1)	



\*Current Year restricted amount is as of August 1, 2022.

Reverted includes the statutory three-percent reserve amount (when applicable).

Restricted includes any Governor's Expenditure Restrictions which remained at the end of the fiscal year (when applicable).

## **NOTES:**

(1) Lapse amounts for Federal funds occurred as a result of increased vacancies.

**CORE RECONCILIATION DETAIL**

**DEPARTMENT OF MENTAL HEALTH  
DD COMMUNITY SUPPORT STAFF**

**5. CORE RECONCILIATION DETAIL**

				<b>Budget Class</b>	<b>FTE</b>	<b>GR</b>	<b>Federal</b>	<b>Other</b>	<b>Total</b>	<b>Explanation</b>
<b>TAFP AFTER VETOES</b>										
				PS	234.38	3,099,047	8,270,263	0	11,369,310	
				<b>Total</b>	<b>234.38</b>	<b>3,099,047</b>	<b>8,270,263</b>	<b>0</b>	<b>11,369,310</b>	
<b>DEPARTMENT CORE ADJUSTMENTS</b>										
Core Reallocation	482	2200	PS		0.00	0	0	0	(0)	
<b>NET DEPARTMENT CHANGES</b>					<b>0.00</b>	<b>0</b>	<b>0</b>	<b>0</b>	<b>(0)</b>	
<b>DEPARTMENT CORE REQUEST</b>										
				PS	234.38	3,099,047	8,270,263	0	11,369,310	
				<b>Total</b>	<b>234.38</b>	<b>3,099,047</b>	<b>8,270,263</b>	<b>0</b>	<b>11,369,310</b>	
<b>GOVERNOR'S RECOMMENDED CORE</b>										
				PS	234.38	3,099,047	8,270,263	0	11,369,310	
				<b>Total</b>	<b>234.38</b>	<b>3,099,047</b>	<b>8,270,263</b>	<b>0</b>	<b>11,369,310</b>	

REPORT 9 - FY 2024 DEPARTMENT REQUEST

DECISION ITEM SUMMARY

Budget Unit								
Decision Item	FY 2022	FY 2022	FY 2023	FY 2023	FY 2024	FY 2024	*****	*****
Budget Object Summary	ACTUAL	ACTUAL	BUDGET	BUDGET	DEPT REQ	DEPT REQ	SECURED	SECURED
Fund	DOLLAR	FTE	DOLLAR	FTE	DOLLAR	FTE	COLUMN	COLUMN
DD COMMUNITY SUPPORT STAFF								
CORE								
PERSONAL SERVICES								
GENERAL REVENUE	2,328,558	49.30	3,099,047	27.50	3,099,047	27.50	0	0.00
DEPT MENTAL HEALTH	7,487,565	179.97	8,270,263	206.88	8,270,263	206.88	0	0.00
TOTAL - PS	9,816,123	229.27	11,369,310	234.38	11,369,310	234.38	0	0.00
TOTAL	9,816,123	229.27	11,369,310	234.38	11,369,310	234.38	0	0.00
GRAND TOTAL	\$9,816,123	229.27	\$11,369,310	234.38	\$11,369,310	234.38	\$0	0.00

# REPORT 10 - FY 2024 DEPARTMENT REQUEST

# DECISION ITEM DETAIL

Budget Unit	FY 2022	FY 2022	FY 2023	FY 2023	FY 2024	FY 2024	*****	*****
Decision Item	ACTUAL	ACTUAL	BUDGET	BUDGET	DEPT REQ	DEPT REQ	SECURED	SECURED
Budget Object Class	DOLLAR	FTE	DOLLAR	FTE	DOLLAR	FTE	COLUMN	COLUMN
<b>DD COMMUNITY SUPPORT STAFF</b>								
<b>CORE</b>								
DEPUTY DIVISION DIRECTOR	23,961	0.23	0	0.00	37,251	0.34	0	0.00
PROJECT SPECIALIST	53,834	0.54	74,328	0.98	63,600	0.88	0	0.00
MISCELLANEOUS PROFESSIONAL	2,376	0.10	12,072	0.49	0	0.00	0	0.00
SPECIAL ASST OFFICIAL & ADMSTR	69,929	0.81	0	0.00	0	0.00	0	0.00
ADMINISTRATIVE SUPPORT CLERK	16,664	0.58	0	0.00	0	0.00	0	0.00
SR BUSINESS PROJECT MANAGER	0	0.00	0	0.00	75,327	1.00	0	0.00
SENIOR PROGRAM SPECIALIST	32,306	0.57	33,899	0.57	0	0.00	0	0.00
PROGRAM COORDINATOR	129,771	2.00	136,169	2.00	136,170	2.22	0	0.00
PROGRAM MANAGER	78,463	1.08	82,331	1.08	55,478	0.75	0	0.00
RESEARCH/DATA ANALYST	18,828	0.33	0	0.00	0	0.00	0	0.00
SENIOR RESEARCH/DATA ANALYST	71,787	1.00	74,589	1.00	150,654	2.00	0	0.00
REGISTERED NURSE	2,472	0.04	0	0.00	0	0.00	0	0.00
QUALITY IMPROVEMENT SPECIALIST	20,126	0.42	0	0.00	0	0.00	0	0.00
QUALITY IMPROVEMENT MANAGER	4,480	0.08	0	0.00	0	0.00	0	0.00
SENIOR ACCOUNTS ASSISTANT	1,492	0.04	0	0.00	0	0.00	0	0.00
SENIOR ACCOUNTANT	40,151	0.57	42,132	0.57	0	0.00	0	0.00
DEVLP DISABILITY SERVICE ASSOC	162,754	4.00	129,178	2.70	136,583	2.70	0	0.00
DEVLP DISABILITY SERVICE SPEC	10,538	0.21	42,622	1.00	39,875	1.00	0	0.00
DEVLP DISABILITY SERVICE SPV	478,834	10.10	781,702	12.02	825,221	12.02	0	0.00
ASSOCIATE SOCIAL SERVICES SPEC	20,432	0.50	0	0.00	0	0.00	0	0.00
SOCIAL SERVICES SPECIALIST	6,193,186	156.83	6,867,223	155.21	6,633,932	154.71	0	0.00
SR SOCIAL SERVICES SPECIALIST	1,442,635	30.50	1,640,021	35.11	1,604,970	35.11	0	0.00
SOCIAL SVCS UNIT SUPERVISOR	941,104	18.74	1,453,044	21.65	1,610,249	21.65	0	0.00
<b>TOTAL - PS</b>	<b>9,816,123</b>	<b>229.27</b>	<b>11,369,310</b>	<b>234.38</b>	<b>11,369,310</b>	<b>234.38</b>	<b>0</b>	<b>0.00</b>
<b>GRAND TOTAL</b>	<b>\$9,816,123</b>	<b>229.27</b>	<b>\$11,369,310</b>	<b>234.38</b>	<b>\$11,369,310</b>	<b>234.38</b>	<b>\$0</b>	<b>0.00</b>
<b>GENERAL REVENUE</b>	<b>\$2,328,558</b>	<b>49.30</b>	<b>\$3,099,047</b>	<b>27.50</b>	<b>\$3,099,047</b>	<b>27.50</b>		<b>0.00</b>
<b>FEDERAL FUNDS</b>	<b>\$7,487,565</b>	<b>179.97</b>	<b>\$8,270,263</b>	<b>206.88</b>	<b>\$8,270,263</b>	<b>206.88</b>		<b>0.00</b>
<b>OTHER FUNDS</b>	<b>\$0</b>	<b>0.00</b>	<b>\$0</b>	<b>0.00</b>	<b>\$0</b>	<b>0.00</b>		<b>0.00</b>





# **Dev. Disa. Act (DDA)**



## CORE DECISION ITEM

<b>Department:</b>	<b>Mental Health</b>	<b>Budget Unit:</b>	<b>74240C</b>
<b>Division:</b>	<b>Developmental Disabilities</b>		
<b>Core:</b>	<b>Developmental Disabilities Act</b>	<b>HB Section</b>	<b>10.430</b>

### 1. CORE FINANCIAL SUMMARY

FY 2024 Budget Request					FY 2024 Governor's Recommendation				
	GR	Federal	Other	Total		GR	Federal	Other	Total
PS	0	475,809	0	475,809	PS	0	0	0	0
EE	0	1,825,370	0	1,825,370	EE	0	0	0	0
PSD	0	0	0	0	PSD	0	0	0	0
TRF	0	0	0	0	TRF	0	0	0	0
<b>Total</b>	<b>0</b>	<b>2,301,179</b>	<b>0</b>	<b>2,301,179</b>	<b>Total</b>	<b>0</b>	<b>0</b>	<b>0</b>	<b>0</b>
<b>FTE</b>	<b>0.00</b>	<b>7.98</b>	<b>0.00</b>	<b>7.98</b>	<b>FTE</b>	<b>0.00</b>	<b>0.00</b>	<b>0.00</b>	<b>0.00</b>
<b>Est. Fringe</b>	<b>0</b>	<b>269,691</b>	<b>0</b>	<b>269,691</b>	<b>Est. Fringe</b>	<b>0</b>	<b>0</b>	<b>0</b>	<b>0</b>
<i>Note: Fringes budgeted in House Bill 5 except for certain fringes budgeted directly to MoDOT, Highway Patrol, and Conservation.</i>					<i>Note: Fringes budgeted in House Bill 5 except for certain fringes budgeted directly to MoDOT, Highway Patrol, and Conservation.</i>				
Other Funds:	None.				Other Funds:				

### 2. CORE DESCRIPTION

The Missouri Council for Developmental Disabilities is a federally funded, twenty-three member, individual-driven council appointed by the Governor. It is funded through Federal Legislation, PL 106-402. It is mandated to plan, advocate for, and give advice concerning programs and services for persons with developmental disabilities that will increase their opportunities for independence, productivity, and integration into communities. The DD Council's mission is: "To assist the community to include all people with developmental disabilities in every aspect of life".

### 3. PROGRAM LISTING (list programs included in this core funding)

Developmental Disabilities Act (Missouri Council for Developmental Disabilities)

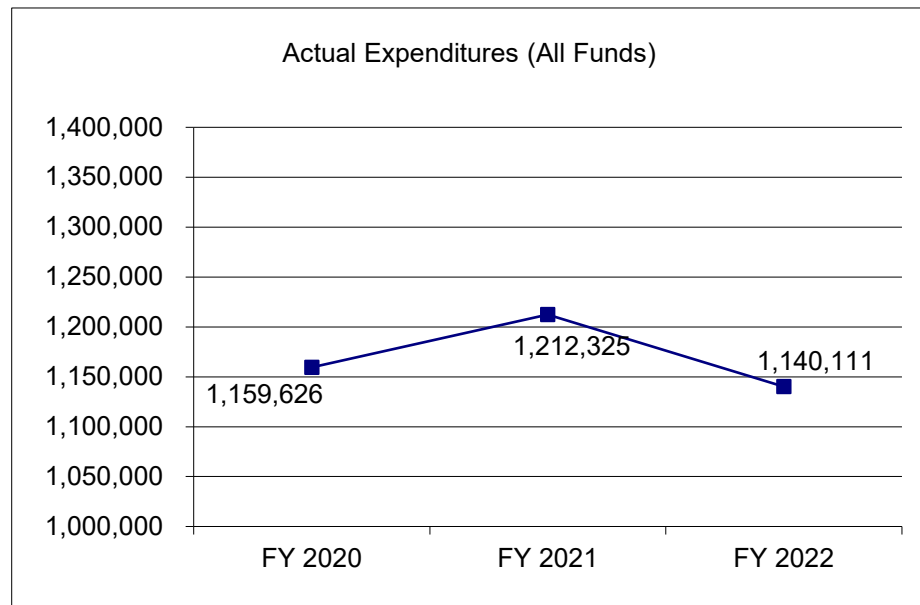
# CORE DECISION ITEM

Department: **Mental Health**  
Division: **Developmental Disabilities**  
Core: **Developmental Disabilities Act**

Budget Unit: **74240C**  
HB Section **10.430**

## 4. FINANCIAL HISTORY

	FY 2020 Actual	FY 2021 Actual	FY 2022 Actual	FY 2023 Current Yr.
Appropriation (All Funds)	1,928,947	2,259,734	2,339,126	2,318,947
Less Reverted (All Funds)	0	0	0	0
Less Restricted (All Funds)*	0	0	0	0
Budget Authority (All Funds)	1,928,947	2,259,734	2,339,126	2,318,947
Actual Expenditures (All Funds)	1,159,626	1,212,325	1,140,111	N/A
Unexpended (All Funds)	769,321	1,047,409	1,199,015	N/A
Unexpended, by Fund:				
General Revenue	0	0	0	N/A
Federal	769,321	1,047,409	1,199,015	N/A
Other	0	0	0	N/A
	(1), (2)	(1), (3)	(1), (4)	(5)



\*Current Year restricted amount is as of August 1, 2022.

Reverted includes the statutory three-percent reserve amount (when applicable).

Restricted includes any Governor's Expenditure Restrictions which remained at the end of the fiscal year (when applicable).

## NOTES:

- (1) The grant awarded to the DD Council is for a two year timeframe, so federal funds may be carried over for use in the next year.
- (2) FY 2020 includes supplemental federal appropriation authority in the amount of \$348,724 as a result of increased planned spending due to Federal requirements changing the spending period for grants to the DD Council from three years to two years, beginning October 1, 2019.
- (3) FY 2021 includes new federal appropriation authority in the amount of \$667,161 as a result of increased planned spending due to Federal requirements changing the spending period for grants to the DD Council from three years to two years, beginning October 1, 2019.
- (4) FY 2022 includes supplemental funding for COVID-19 Vaccine Access grant.
- (5) FY 2023 includes additional authority of approximately \$17K as a result of increased planned spending due to a COVID Vaccine Access grant.

**CORE RECONCILIATION DETAIL**

**DEPARTMENT OF MENTAL HEALTH  
DEV DISABILITIES GRANT (DDA)**

**5. CORE RECONCILIATION DETAIL**

				<b>Budget Class</b>	<b>FTE</b>	<b>GR</b>	<b>Federal</b>	<b>Other</b>	<b>Total</b>	<b>Explanation</b>
<b>TAFP AFTER VETOES</b>										
				PS	7.98	0	475,809	0	475,809	
				EE	0.00	0	1,825,370	0	1,825,370	
				PD	0.00	0	17,768	0	17,768	
				<b>Total</b>	<b>7.98</b>	<b>0</b>	<b>2,318,947</b>	<b>0</b>	<b>2,318,947</b>	
<b>DEPARTMENT CORE ADJUSTMENTS</b>										
Core Reduction	103	8919		PD	0.00	0	(17,768)	0	(17,768)	Reduction of COVID Vaccine Access grant due to grant funding ending.
<b>NET DEPARTMENT CHANGES</b>					<b>0.00</b>	<b>0</b>	<b>(17,768)</b>	<b>0</b>	<b>(17,768)</b>	
<b>DEPARTMENT CORE REQUEST</b>										
				PS	7.98	0	475,809	0	475,809	
				EE	0.00	0	1,825,370	0	1,825,370	
				PD	0.00	0	0	0	0	
				<b>Total</b>	<b>7.98</b>	<b>0</b>	<b>2,301,179</b>	<b>0</b>	<b>2,301,179</b>	
<b>GOVERNOR'S RECOMMENDED CORE</b>										
				PS	7.98	0	475,809	0	475,809	
				EE	0.00	0	1,825,370	0	1,825,370	
				PD	0.00	0	0	0	0	
				<b>Total</b>	<b>7.98</b>	<b>0</b>	<b>2,301,179</b>	<b>0</b>	<b>2,301,179</b>	

## REPORT 9 - FY 2024 DEPARTMENT REQUEST

## DECISION ITEM SUMMARY

Budget Unit								
Decision Item	FY 2022	FY 2022	FY 2023	FY 2023	FY 2024	FY 2024	*****	*****
Budget Object Summary	ACTUAL	ACTUAL	BUDGET	BUDGET	DEPT REQ	DEPT REQ	SECURED	SECURED
Fund	DOLLAR	FTE	DOLLAR	FTE	DOLLAR	FTE	COLUMN	COLUMN
<b>DEV DISABILITIES GRANT (DDA)</b>								
<b>CORE</b>								
PERSONAL SERVICES								
DEPT MENTAL HEALTH	446,152	6.81	475,809	7.98	475,809	7.98	0	0.00
TOTAL - PS	446,152	6.81	475,809	7.98	475,809	7.98	0	0.00
EXPENSE & EQUIPMENT								
DEPT MENTAL HEALTH	693,959	0.00	1,825,370	0.00	1,825,370	0.00	0	0.00
TOTAL - EE	693,959	0.00	1,825,370	0.00	1,825,370	0.00	0	0.00
PROGRAM-SPECIFIC								
DMH FEDERAL STIMULUS	0	0.00	17,768	0.00	0	0.00	0	0.00
TOTAL - PD	0	0.00	17,768	0.00	0	0.00	0	0.00
<b>TOTAL</b>	<b>1,140,111</b>	<b>6.81</b>	<b>2,318,947</b>	<b>7.98</b>	<b>2,301,179</b>	<b>7.98</b>	<b>0</b>	<b>0.00</b>
<b>GRAND TOTAL</b>	<b>\$1,140,111</b>	<b>6.81</b>	<b>\$2,318,947</b>	<b>7.98</b>	<b>\$2,301,179</b>	<b>7.98</b>	<b>\$0</b>	<b>0.00</b>

### FLEXIBILITY REQUEST FORM

<b>BUDGET UNIT NUMBER:</b> 74240C  <b>BUDGET UNIT NAME:</b> Developmental Disabilities Act (DDA)  <b>HOUSE BILL SECTION:</b> 10.420	<b>DEPARTMENT:</b> Mental Health  <b>DIVISION:</b> Developmental Disabilities			
<b>1. Provide the amount by fund of personal service flexibility and the amount by fund of expense and equipment flexibility you are requesting in dollar and percentage terms and explain why the flexibility is needed. If flexibility is being requested among divisions, provide the amount by fund of flexibility you are requesting in dollar and percentage terms and explain why the flexibility is needed.</b>				
<b>DEPARTMENT REQUEST</b>				
DMH is requesting 10% flexibility between the PS and EE appropriations for FY 2024.				
<b>HB Section</b>	<b>PS or E&amp;E</b>	<b>Budget</b>	<b>% Flex Requested</b>	<b>Flex Request Amount</b>
<i>Dev Disabilities Grant - FED</i>	PS	\$475,809	10%	\$47,581
<i>Dev Disabilities Grant - FED</i>	EE	\$1,825,370	10%	\$182,537
<i>Total Request</i>		\$2,301,179	10%	\$230,118
<b>2. Estimate how much flexibility will be used for the budget year. How much flexibility was used in the Prior Year Budget and the Current Year Budget? Please specify the amount.</b>				
PRIOR YEAR ACTUAL AMOUNT OF FLEXIBILITY USED	CURRENT YEAR ESTIMATED AMOUNT OF FLEXIBILITY THAT WILL BE USED		DEPARTMENT REQUEST ESTIMATED AMOUNT OF FLEXIBILITY THAT WILL BE USED	
None used.	Flexibility usage is difficult to estimate at this time.		Flexibility usage is difficult to estimate at this time.	
<b>3. Please explain how flexibility was used in the prior and/or current years.</b>				
PRIOR YEAR EXPLAIN ACTUAL USE	CURRENT YEAR EXPLAIN PLANNED USE			
None used.	None used.			

# REPORT 10 - FY 2024 DEPARTMENT REQUEST

# DECISION ITEM DETAIL

Budget Unit	FY 2022	FY 2022	FY 2023	FY 2023	FY 2024	FY 2024	*****	*****
Decision Item	ACTUAL	ACTUAL	BUDGET	BUDGET	DEPT REQ	DEPT REQ	SECURED	SECURED
Budget Object Class	DOLLAR	FTE	DOLLAR	FTE	DOLLAR	FTE	COLUMN	COLUMN
<b>DEV DISABILITIES GRANT (DDA)</b>								
<b>CORE</b>								
PROJECT SPECIALIST	17,064	0.24	0	0.00	37,440	0.50	0	0.00
SPECIAL ASST OFFICIAL & ADMSTR	99,915	0.99	105,767	1.00	105,767	1.00	0	0.00
SPECIAL ASST OFFICE & CLERICAL	40,396	1.00	40,860	1.00	43,044	1.00	0	0.00
ADMIN SUPPORT PROFESSIONAL	52,094	1.00	54,856	1.00	54,881	1.00	0	0.00
PROGRAM COORDINATOR	164,162	2.58	197,861	3.98	158,274	3.48	0	0.00
PROGRAM MANAGER	72,521	1.00	76,465	1.00	76,403	1.00	0	0.00
<b>TOTAL - PS</b>	<b>446,152</b>	<b>6.81</b>	<b>475,809</b>	<b>7.98</b>	<b>475,809</b>	<b>7.98</b>	<b>0</b>	<b>0.00</b>
TRAVEL, IN-STATE	10,623	0.00	123,411	0.00	123,411	0.00	0	0.00
TRAVEL, OUT-OF-STATE	15,685	0.00	43,455	0.00	43,455	0.00	0	0.00
SUPPLIES	13,797	0.00	19,220	0.00	19,220	0.00	0	0.00
PROFESSIONAL DEVELOPMENT	31,189	0.00	59,823	0.00	59,823	0.00	0	0.00
COMMUNICATION SERV & SUPP	2,393	0.00	8,089	0.00	8,089	0.00	0	0.00
PROFESSIONAL SERVICES	610,934	0.00	1,439,136	0.00	1,439,136	0.00	0	0.00
M&R SERVICES	910	0.00	2,104	0.00	2,104	0.00	0	0.00
OFFICE EQUIPMENT	59	0.00	8,938	0.00	8,938	0.00	0	0.00
OTHER EQUIPMENT	3,292	0.00	13,265	0.00	13,265	0.00	0	0.00
BUILDING LEASE PAYMENTS	1,500	0.00	16,716	0.00	16,716	0.00	0	0.00
EQUIPMENT RENTALS & LEASES	450	0.00	8,781	0.00	8,781	0.00	0	0.00
MISCELLANEOUS EXPENSES	3,127	0.00	82,432	0.00	82,432	0.00	0	0.00
<b>TOTAL - EE</b>	<b>693,959</b>	<b>0.00</b>	<b>1,825,370</b>	<b>0.00</b>	<b>1,825,370</b>	<b>0.00</b>	<b>0</b>	<b>0.00</b>
PROGRAM DISTRIBUTIONS	0	0.00	17,768	0.00	0	0.00	0	0.00
<b>TOTAL - PD</b>	<b>0</b>	<b>0.00</b>	<b>17,768</b>	<b>0.00</b>	<b>0</b>	<b>0.00</b>	<b>0</b>	<b>0.00</b>
<b>GRAND TOTAL</b>	<b>\$1,140,111</b>	<b>6.81</b>	<b>\$2,318,947</b>	<b>7.98</b>	<b>\$2,301,179</b>	<b>7.98</b>	<b>\$0</b>	<b>0.00</b>
<b>GENERAL REVENUE</b>	<b>\$0</b>	<b>0.00</b>	<b>\$0</b>	<b>0.00</b>	<b>\$0</b>	<b>0.00</b>		<b>0.00</b>
<b>FEDERAL FUNDS</b>	<b>\$1,140,111</b>	<b>6.81</b>	<b>\$2,318,947</b>	<b>7.98</b>	<b>\$2,301,179</b>	<b>7.98</b>		<b>0.00</b>
<b>OTHER FUNDS</b>	<b>\$0</b>	<b>0.00</b>	<b>\$0</b>	<b>0.00</b>	<b>\$0</b>	<b>0.00</b>		<b>0.00</b>



## PROGRAM DESCRIPTION

Department: Mental Health

HB Section(s): 10.420

Program Name: Developmental Disabilities Act

Program is found in the following core budget(s): Developmental Disabilities Act

### 1a. What strategic priority does this program address?

Support independence and self-sufficiency of Missourians with developmental disabilities.

### 1b. What does this program do?

The Missouri Developmental Disabilities Council (MODDC) is a federally funded, 23-member, consumer-driven Council whose members are appointed by the Governor. MODDC is funded through Federal Legislation, PL 106-402, and is mandated to develop a 5-year strategic state plan. MODDC participated in a 2-year process to develop the Federal Fiscal Years 2022-2026 State Plan. MODDC heard from parents, self-advocates, providers, and other stakeholders across the state via listening sessions and surveys, about the gaps and barriers they found with getting the help they need to live a quality life in their communities. Some areas identified through the state planning process included the digital divide, health disparities, guardianship, family's needing information, the need for affordable accessible transportation, and others. MODDC also reviewed data from multiple sources and developed a Comprehensive Review and Analysis, which guided the development of the plan. The state plan was submitted to the federal funder, the Administration on Community Living (ACL), for approval. MODDC also submits Program Performance Reports each year within 90 days at the end of the federal fiscal year using performance measures identified by ACL.

MODDC is mandated to plan, advocate, and give advice concerning programs and services for persons with developmental disabilities (DD) that will increase their opportunities for independence, productivity, and integration into communities. Much of this work is accomplished by providing demonstration and capacity building grants to stakeholders to address the MODDC's mission: "To assist the community to include all people with developmental disabilities in every aspect of life". The goals and objectives that have been developed guide the work of MODDC. Projects developed include: opportunities for training to include leadership training for individuals with I/DD as well as parents of children with I/DD, information about guardianship and the alternatives to guardianship, increasing persons with Intellectual/Developmental Disability (I/DD) and their families' awareness of available resources and supports, and the implementation of the First Responder Disability Awareness Training for law enforcement, fire/EMS, and 911 telecommunicator personnel.

All projects of MODDC are monitored closely by staff to determine the impact of MODDC's investment in improving the lives of individuals with DD. Recipients of grant funds provided by MODDC are required to submit quarterly reports that are reviewed by program staff to ensure progress and technical assistance is provided if necessary for course correction. Evaluations of programs include satisfaction surveys obtained from stakeholders. A risk assessment of potential recipients of MODDC grant funds is also completed to ensure grant recipients have a solid record of achieving outcomes promised to previous grantors and to ensure federal funds are used wisely.

## PROGRAM DESCRIPTION

Department: **Mental Health**

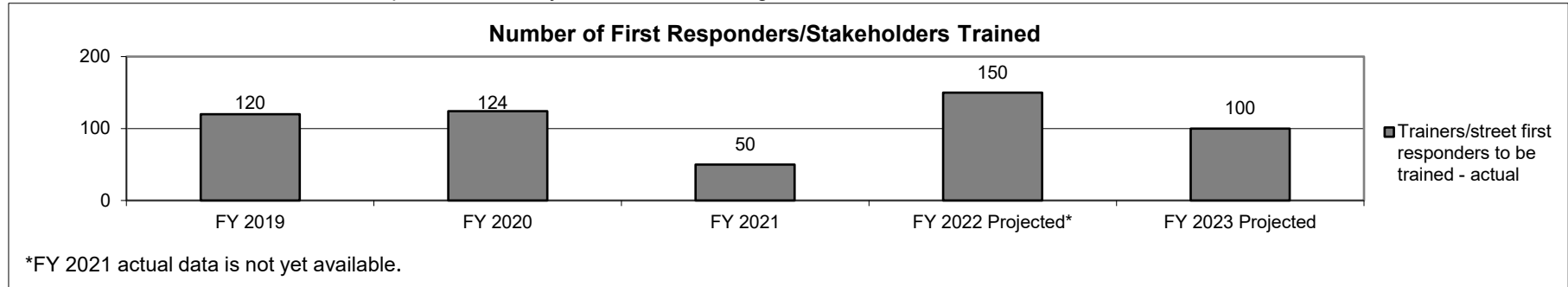
HB Section(s): **10.420**

Program Name: **Developmental Disabilities Act**

Program is found in the following core budget(s): **Developmental Disabilities Act**

**2a. Provide an activity measure(s) for the program.**

- Provide train-the-trainer First Responder Disability Awareness Training.



Note: MODDC convenes a Victimization Task Force (VTF) to address the victimization of individuals with developmental disabilities. Stakeholders on the VTF, have recommended training for first responders to ensure that victimization is recognized and prevented when responders encounter individuals with I/DD. Participants of public forums conducted by MODDC confirmed this need. Niagara University developed the most comprehensive training in the country. Missouri is the second state in the nation, to conduct First Responder Disability Awareness Training (FRDAT) for law enforcement, fire/EMS, and 911. This training is different from MO's Crisis Intervention Team (CIT) training in that CIT has a focus on crisis intervention of those with behavioral health concerns, whereas FRDAT provides comprehensive information to recognize major disabilities of those who come in contact with first responders. Subject areas include Autism, Down Syndrome, Cerebral Palsy, Tourette Syndrome, Epilepsy, I/DD, Blindness, Deafness and Hard of Hearing. Niagara University is working in partnership with CIT to ensure law enforcement is able to have well rounded education by completing both trainings. The Rudermann Family Foundation (RFF) produced a white paper in 2016, about a media study that indicated that 1/2 of those killed by police officers have a disability. The RFF is a foundation that works to address the systemic exclusion of people with disabilities and focus on the inclusion of children and adults with disabilities as a social justice imperative.

It is recommended that both CIT and FRDAT are conducted to provide well-rounded skillsets to first responders. FRDAT is conducted using a Train-the-Trainer model for sustainability of the training when the grant ends. In addition, MO first responders who have successfully completed the training, will complete a Master Training and will be available to conduct trainings to sustain the on-going efforts to ensure first responders have needed information. The FRDAT curricula for law enforcement is Police Officer Standards Training (POST) certified, the 911 training is recognized by the National Association of Emergency Numbers (NENA), and the fire/EMS training is recognized by Missouri's EMS Association (MEMSA). During the COVID-19 pandemic, in-person training was halted, so Niagara University created an on-line curricula for all the first responder disciplines. The law enforcement online trainings (one specifically for trainers and the other for all law enforcement officers) is POST certified. The curricula implemented for all first responder disciplines with trainers who deliver the online trainings live. Niagara University has developed an online law enforcement training that is a stand-alone training that will incorporate testing to ensure officers taking this course understand the competencies of the training. This training is currently being reviewed so that officers completing this course, will be able to receive POST certification. A stand-alone training has also been developed in partnership with MEMSA.

## PROGRAM DESCRIPTION

**Department:** Mental Health

**HB Section(s):** 10.420

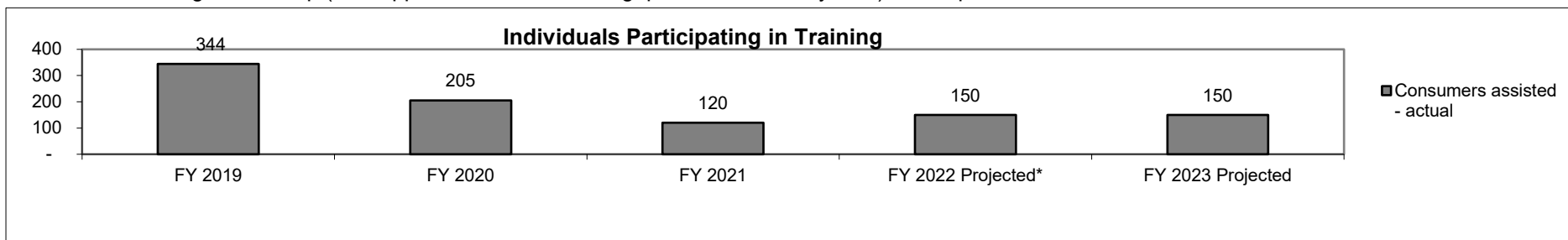
**Program Name:** Developmental Disabilities Act

**Program is found in the following core budget(s):** Developmental Disabilities Act

By having the law enforcement and EMS trainings available online as stand-alone trainings, the responders will be able to complete the training on their own time and still receive certification for completion. FRDAT was highlighted in the Fall 2020 (FFY 2021) MO EMS newsletter-MO EMS Connection as a valuable training for EMS personnel. In addition, the grantee, Niagara University, developed a Safety Awareness Training and First Responder Awareness Training for families of members with I/DD and individuals with disabilities have been developed to complement FRDAT. This is an in-person training that is delivered by the grantee as well as Missouri first responders from the disciplines of law enforcement, fire/EMS, 911 personnel and an emergency manager from the jurisdictions where the trainings are conducted. The responders relay information they need from the disability community to enhance their response and the participants relay information about the needs of the disability community when interacting with first responders. This training connects the responders with members of their communities with disabilities and their families. The numbers of individuals who were training during FFY 2021 were significantly less than anticipated. The grantee was unable to come to MO to conduct the in-person trainings. During the pandemic, the grantee spent the time developing the on-line curricula described above. It is anticipated that the numbers of people who participate in the trainings will be increased during FFY 2022 will be increased. However, this grant is scheduled to conclude in December 2022 so data for the FFY will decrease with only 3 months to report on.

### 2b. Provide a measure(s) of the program's quality.

- Provide training and information to professionals and community members regarding changes to the Missouri guardianship law and alternatives to guardianship (i.e. supported decision making, powers of attorney, etc.) that impact individuals with I/DD.



Note: MODDC convenes and has a leadership role in Missouri Working Interdisciplinary Networks of Guardianship Stakeholders (MO-WINGS) and the Developmental Disabilities Network. Until the pandemic, the goal was to provide trainings across Missouri to educate professionals and community members about the changes made to the guardianship law that was signed in to law in 2018. MO-WINGS had worked to identify gaps and barriers to successful implementation of the updated guardianship law. By providing education at a professional level, a family level, and self-advocate level, MODDC has been able to interact and collect valuable feedback on the attitude and understanding of guardianship for people with disabilities. MO-WINGS has positioned itself to better understand the needs of the community as it pertains to the integration of the "go-to" alternative to guardianship - supported decision-making (SDM). This work towards providing resources that better support the understanding of Missouri's guardianship code and alternatives to guardianship continues. Requests for training about guardianship slowed during the pandemic and at the writing of this project description, requests for such training have picked up. Also, MODDC developed a series of SDM booklets that are written in plain language that provide information about supporting children and adults in SDM throughout their lifespan. DD Councils from other states have contacted MODDC for permission to replicate these booklets in their states.

## PROGRAM DESCRIPTION

Department: Mental Health

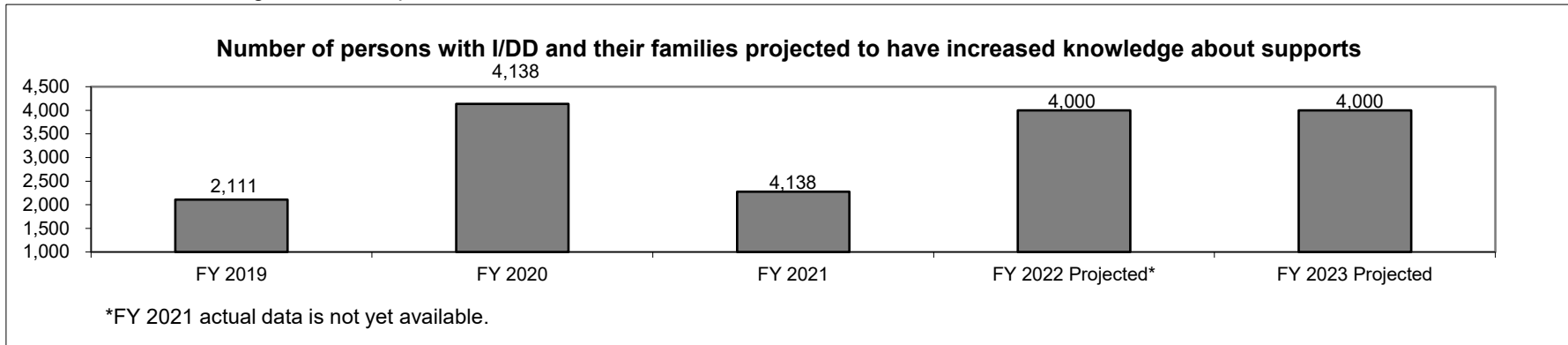
HB Section(s): 10.420

Program Name: Developmental Disabilities Act

Program is found in the following core budget(s): Developmental Disabilities Act

### 2c. Provide a measure(s) of the program's impact.

- Family-to-Family Network grant established to increase the awareness of persons with I/DD and their families of resources and supports available to them throughout the lifespan.



Note: Parents of children with I/DD have reported that information is their number one need. MODDC's intention for funding the Missouri Family-to-Family (F2F) Network is to meet those needs. MODDC has observed an decrease in the number of individuals requesting information that they can use to support their needs, advocacy, capacity building, and systems change efforts. The information provided includes general outreach information, one-on-one navigational support, information and referral, and peer supports. F2F incorporates the national efforts of Charting the LifeCourse framework in the F2F program. Charting the LifeCourse is a framework that was developed to help individuals and families of all abilities and at any age or stage of life develop a vision for a good life, think about what they need to know and do, identify how to find or develop supports, and discover what it takes to live the lives they want to live. Self-advocates, families, and professionals within Missouri, as well as F2F staff, continue to utilize the framework and tools that have resulted from this initiative and share their experiences and examples with F2F through website submissions, emails, and virtually. (These examples are made available on lifecoursetools.com, which is accessible directly from the F2F website.) For FY21, the goal of 7000 families accessing information on their website was exceeded with 10,612 unique sessions occurring. During the pandemic, F2F intensified outreach to families and held virtual family forums that enable families to obtain supports and information from other families who share similar experiences. Some of these activities will continue as the outreach to families was increased by using a virtual forum. The Good Life Gazette combines (GLG) relevant information and participation opportunities into one short, weekly email. In FY21, there were 5,600 individuals receiving the GLG which resulted in an average of 1,150 opening and engaging with the Gazette contents. 3160 individuals received info from F2F across social media platforms. Starting in FY21, the F2F under the UMKC-IHD, will use Salesforce for comprehensive data collection.

## PROGRAM DESCRIPTION

Department: Mental Health

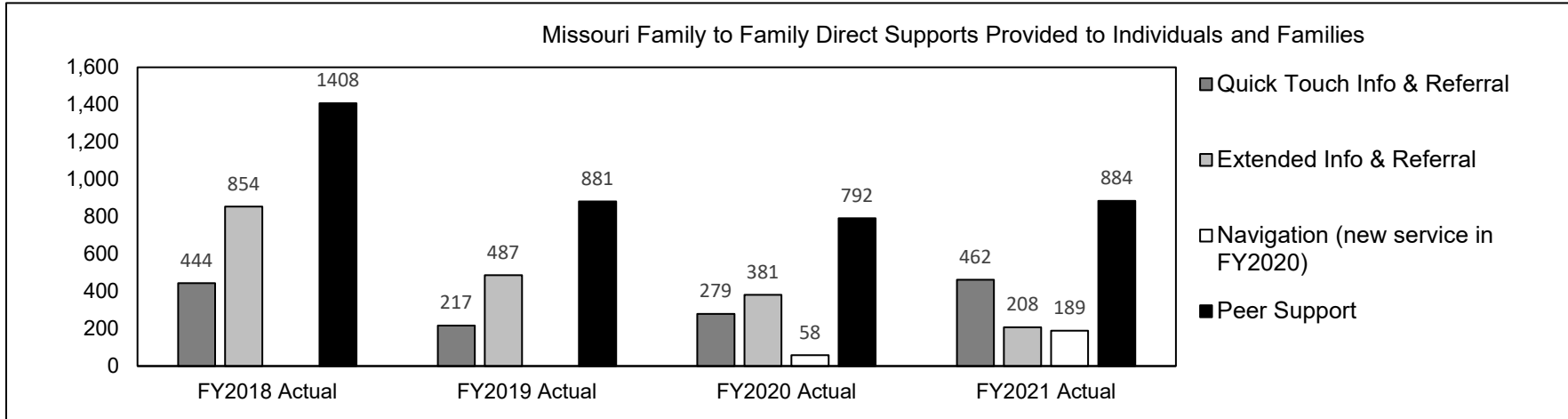
HB Section(s): 10.420

Program Name: Developmental Disabilities Act

Program is found in the following core budget(s): Developmental Disabilities Act

**2d. Provide a measure(s) of the program's efficiency.**

Family-to-Family Network grant provides direct supports to individuals and families.



Note: F2F provides free vital information, peer support, and leadership development to individuals with disabilities and their families across their lifespan. The F2F is unique in that all staff are persons or family members with lived experience with disability and can support others on similar journeys. Navigation was added as a support in Fiscal Year 2020 and involves advanced problem-solving and planning with multiple contacts.

## PROGRAM DESCRIPTION

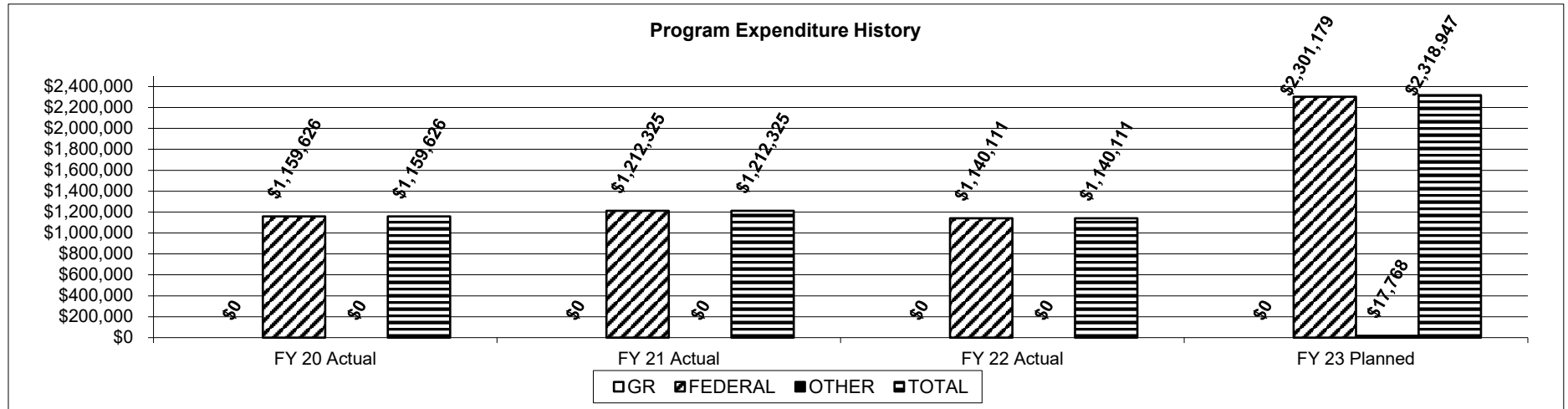
Department: Mental Health

HB Section(s): 10.420

Program Name: Developmental Disabilities Act

Program is found in the following core budget(s): Developmental Disabilities Act

3. Provide actual expenditures for the prior three fiscal years and planned expenditures for the current fiscal year. (Note: Amounts do not include fringe benefit costs.)



Note: The Missouri Developmental Disabilities' Council receives grant awards from the Federal government based on the Federal fiscal year. The amount reflected above for FY 2023 planned expenditures is reflective of the federal authority appropriated in HB 10. Additional federal appropriation authority was granted in the FY 2023 budget as a result of Federal requirements changing the spending period for grants to the MODDC from three years to two years, beginning October 1, 2019. DD Council also received \$17,768 for COVID Vaccination efforts.

4. What are the sources of the "Other " funds?

Not applicable.

5. What is the authorization for this program, i.e., federal or state statute, etc.? (Include the federal program number, if applicable.)

PL 106-402, the Developmental Disabilities and Bill of Rights Act.

6. Are there federal matching requirements? If yes, please explain.

The state is required to provide a one-third in-kind match for the DD Council's Federal funding. This is generally addressed through rent, utilities, administrative services, etc.

7. Is this a federally mandated program? If yes, please explain.

Yes, Federal Law 106-402 has placed DD Councils in all 50 states and the US Territories.

# **DD Provider Assessment**





## CORE DECISION ITEM

**Department:** Mental Health  
**Division:** Developmental Disabilities  
**Core:** ICF/IID to GR and Federal Transfer Section

**Budget Unit:** 74251C, 74253C

**HB Section** 10.435

### 1. CORE FINANCIAL SUMMARY

	FY 2024 Budget Request			
	GR	Federal	Other	Total
PS	0	0	0	0
EE	0	0	0	0
PSD	0	0	0	0
TRF	0	0	6,366,456	6,366,456
<b>Total</b>	<b>0</b>	<b>0</b>	<b>6,366,456</b>	<b>6,366,456</b>
<b>FTE</b>	<b>0.00</b>	<b>0.00</b>	<b>0.00</b>	<b>0.00</b>

<b>Est. Fringe</b>	0	0	0	0
--------------------	---	---	---	---

*Note: Fringes budgeted in House Bill 5 except for certain fringes budgeted directly to MoDOT, Highway Patrol, and Conservation.*

Other Funds: ICF/IID Reimbursement Allowance Fund (0901) - \$6,366,456

	FY 2024 Governor's Recommendation			
	GR	Federal	Other	Total
PS	0	0	0	0
EE	0	0	0	0
PSD	0	0	0	0
TRF	0	0	0	0
<b>Total</b>	<b>0</b>	<b>0</b>	<b>0</b>	<b>0</b>
<b>FTE</b>	<b>0.00</b>	<b>0.00</b>	<b>0.00</b>	<b>0.00</b>

<b>Est. Fringe</b>	0	0	0	0
--------------------	---	---	---	---

*Note: Fringes budgeted in House Bill 5 except for certain fringes budgeted directly to MoDOT, Highway Patrol, and Conservation.*

Other Funds:

### 2. CORE DESCRIPTION

Senate Bill 1081 (Chapter 633, Section 633.401, RSMo), signed into law on June 25, 2008, allows the state to implement a provider assessment on all Intermediate Care Facilities for Individuals with Intellectual Disabilities (ICF/IID). The legislation allows the state to impose a 5.95% provider assessment on operating revenues of both private and state operated ICF/IID facilities. The ICF/IID provider assessment on state operated facilities generated \$1.9 million in FY 2022.

This core item is an appropriated transfer section to transfer \$1.9 million (based on FY 2022) from the ICF/IID Reimbursement Allowance Fund to General Revenue.

This core also allows for the transfer of \$3.6 million from the ICF/IID Reimbursement Allowance Fund to DMH Federal funds. This allows the DMH to use Federal funds generated by the state operated ICF/IIDs to support the Federal authority and FTEs redirected from the Regional Offices in FY 2009 to Community Support Staff.

### 3. PROGRAM LISTING (list programs included in this core funding)

N/A

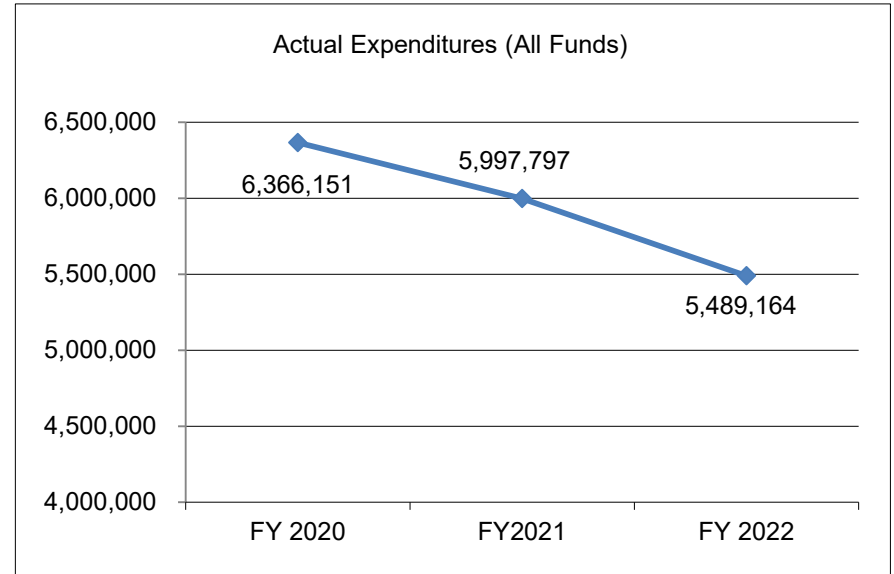
**CORE DECISION ITEM**

**Department:** Mental Health  
**Division:** Developmental Disabilities  
**Core:** ICF/IID to GR and Federal Transfer Section

**Budget Unit:** 74251C, 74253C  
**HB Section** 10.435

**4. FINANCIAL HISTORY**

	<b>FY 2020 Actual</b>	<b>FY2021 Actual</b>	<b>FY 2022 Actual</b>	<b>FY 2023 Current Yr.</b>
Appropriation (All Funds)	6,626,996	6,366,456	6,366,456	6,366,456
Less Reverted (All Funds)	0	0	0	0
Less Restricted (All Funds)*	0	0	0	0
Budget Authority (All Funds)	6,626,996	6,366,456	6,366,456	6,366,456
Actual Expenditures (All Funds)	6,366,151	5,997,797	5,489,164	N/A
Unexpended (All Funds)	260,845	368,659	877,292	N/A
Unexpended, by Fund:				
General Revenue	0	0	0	N/A
Federal	0	0	0	N/A
Other	260,845	368,659	877,292	N/A
	<b>(1), (2)</b>	<b>(1), (3)</b>	<b>(1)</b>	



\*Current Year restricted amount is as of August 1, 2022.

Reverted includes the statutory three-percent reserve amount (when applicable).

Restricted includes any Governor's Expenditure Restrictions which remained at the end of the fiscal year (when applicable).

**NOTES:**

- (1) Lapse amounts for "Other" funds occurred as a result of actual calculated provider assessment amounts for given year being less than the appropriated authority amount.
- (2) FY 2020 appropriation amount includes \$676,996 supplemental funding in the transfer appropriation due to projected shortfall.
- (3) FY 2021 includes a new decision item for transfer appropriation authority in the amount of \$416,456 due to projected shortfall.

---

**CORE RECONCILIATION DETAIL**

---

DEPARTMENT OF MENTAL HEALTH  
ICF-ID REIMB ALLOW TO GR TRF

---

**5. CORE RECONCILIATION DETAIL**

---

	Budget Class	FTE	GR	Federal	Other	Total	Explanation
<hr/>							
TAFP AFTER VETOES	TRF	0.00	0	0	2,300,000	2,300,000	
	<b>Total</b>	<b>0.00</b>	<b>0</b>	<b>0</b>	<b>2,300,000</b>	<b>2,300,000</b>	
<hr/>							
DEPARTMENT CORE REQUEST	TRF	0.00	0	0	2,300,000	2,300,000	
	<b>Total</b>	<b>0.00</b>	<b>0</b>	<b>0</b>	<b>2,300,000</b>	<b>2,300,000</b>	
<hr/>							
GOVERNOR'S RECOMMENDED CORE	TRF	0.00	0	0	2,300,000	2,300,000	
	<b>Total</b>	<b>0.00</b>	<b>0</b>	<b>0</b>	<b>2,300,000</b>	<b>2,300,000</b>	
<hr/>							

---

**CORE RECONCILIATION DETAIL**

---

DEPARTMENT OF MENTAL HEALTH  
DD-ICF-ID REIM ALLOW FED TRF

---

**5. CORE RECONCILIATION DETAIL**

---

	Budget Class	FTE	GR	Federal	Other	Total	Explanation
<hr/>							
TAFP AFTER VETOES	TRF	0.00	0	0	4,066,456	4,066,456	
	<b>Total</b>	<b>0.00</b>	<b>0</b>	<b>0</b>	<b>4,066,456</b>	<b>4,066,456</b>	
<hr/>							
DEPARTMENT CORE REQUEST	TRF	0.00	0	0	4,066,456	4,066,456	
	<b>Total</b>	<b>0.00</b>	<b>0</b>	<b>0</b>	<b>4,066,456</b>	<b>4,066,456</b>	
<hr/>							
GOVERNOR'S RECOMMENDED CORE	TRF	0.00	0	0	4,066,456	4,066,456	
	<b>Total</b>	<b>0.00</b>	<b>0</b>	<b>0</b>	<b>4,066,456</b>	<b>4,066,456</b>	
<hr/>							

REPORT 9 - FY 2024 DEPARTMENT REQUEST

DECISION ITEM SUMMARY

Budget Unit								
Decision Item	FY 2022	FY 2022	FY 2023	FY 2023	FY 2024	FY 2024	*****	*****
Budget Object Summary	ACTUAL	ACTUAL	BUDGET	BUDGET	DEPT REQ	DEPT REQ	SECURED	SECURED
Fund	DOLLAR	FTE	DOLLAR	FTE	DOLLAR	FTE	COLUMN	COLUMN
ICF-ID REIMB ALLOW TO GR TRF								
CORE								
FUND TRANSFERS								
ICF/ID REIMBURSEMENT ALLOWANCE	1,865,766	0.00	2,300,000	0.00	2,300,000	0.00	0	0.00
TOTAL - TRF	1,865,766	0.00	2,300,000	0.00	2,300,000	0.00	0	0.00
TOTAL	1,865,766	0.00	2,300,000	0.00	2,300,000	0.00	0	0.00
GRAND TOTAL	\$1,865,766	0.00	\$2,300,000	0.00	\$2,300,000	0.00	\$0	0.00

REPORT 9 - FY 2024 DEPARTMENT REQUEST

DECISION ITEM SUMMARY

Budget Unit								
Decision Item	FY 2022	FY 2022	FY 2023	FY 2023	FY 2024	FY 2024	*****	*****
Budget Object Summary	ACTUAL	ACTUAL	BUDGET	BUDGET	DEPT REQ	DEPT REQ	SECURED	SECURED
Fund	DOLLAR	FTE	DOLLAR	FTE	DOLLAR	FTE	COLUMN	COLUMN
DD-ICF-ID REIM ALLOW FED TRF								
CORE								
FUND TRANSFERS								
ICF/ID REIMBURSEMENT ALLOWANCE	3,623,398	0.00	4,066,456	0.00	4,066,456	0.00	0	0.00
TOTAL - TRF	3,623,398	0.00	4,066,456	0.00	4,066,456	0.00	0	0.00
TOTAL	3,623,398	0.00	4,066,456	0.00	4,066,456	0.00	0	0.00
GRAND TOTAL	\$3,623,398	0.00	\$4,066,456	0.00	\$4,066,456	0.00	\$0	0.00

REPORT 10 - FY 2024 DEPARTMENT REQUEST

DECISION ITEM DETAIL

Budget Unit	FY 2022	FY 2022	FY 2023	FY 2023	FY 2024	FY 2024	*****	*****
Decision Item	ACTUAL	ACTUAL	BUDGET	BUDGET	DEPT REQ	DEPT REQ	SECURED	SECURED
Budget Object Class	DOLLAR	FTE	DOLLAR	FTE	DOLLAR	FTE	COLUMN	COLUMN
ICF-ID REIMB ALLOW TO GR TRF								
CORE								
TRANSFERS OUT	1,865,766	0.00	2,300,000	0.00	2,300,000	0.00	0	0.00
TOTAL - TRF	1,865,766	0.00	2,300,000	0.00	2,300,000	0.00	0	0.00
GRAND TOTAL	\$1,865,766	0.00	\$2,300,000	0.00	\$2,300,000	0.00	\$0	0.00
GENERAL REVENUE	\$0	0.00	\$0	0.00	\$0	0.00		0.00
FEDERAL FUNDS	\$0	0.00	\$0	0.00	\$0	0.00		0.00
OTHER FUNDS	\$1,865,766	0.00	\$2,300,000	0.00	\$2,300,000	0.00		0.00

REPORT 10 - FY 2024 DEPARTMENT REQUEST

DECISION ITEM DETAIL

Budget Unit	FY 2022	FY 2022	FY 2023	FY 2023	FY 2024	FY 2024	*****	*****
Decision Item	ACTUAL	ACTUAL	BUDGET	BUDGET	DEPT REQ	DEPT REQ	SECURED	SECURED
Budget Object Class	DOLLAR	FTE	DOLLAR	FTE	DOLLAR	FTE	COLUMN	COLUMN
DD-ICF-ID REIM ALLOW FED TRF								
CORE								
TRANSFERS OUT	3,623,398	0.00	4,066,456	0.00	4,066,456	0.00	0	0.00
TOTAL - TRF	3,623,398	0.00	4,066,456	0.00	4,066,456	0.00	0	0.00
GRAND TOTAL	\$3,623,398	0.00	\$4,066,456	0.00	\$4,066,456	0.00	\$0	0.00
GENERAL REVENUE	\$0	0.00	\$0	0.00	\$0	0.00		0.00
FEDERAL FUNDS	\$0	0.00	\$0	0.00	\$0	0.00		0.00
OTHER FUNDS	\$3,623,398	0.00	\$4,066,456	0.00	\$4,066,456	0.00		0.00



# **Regional Offices**



## CORE DECISION ITEM

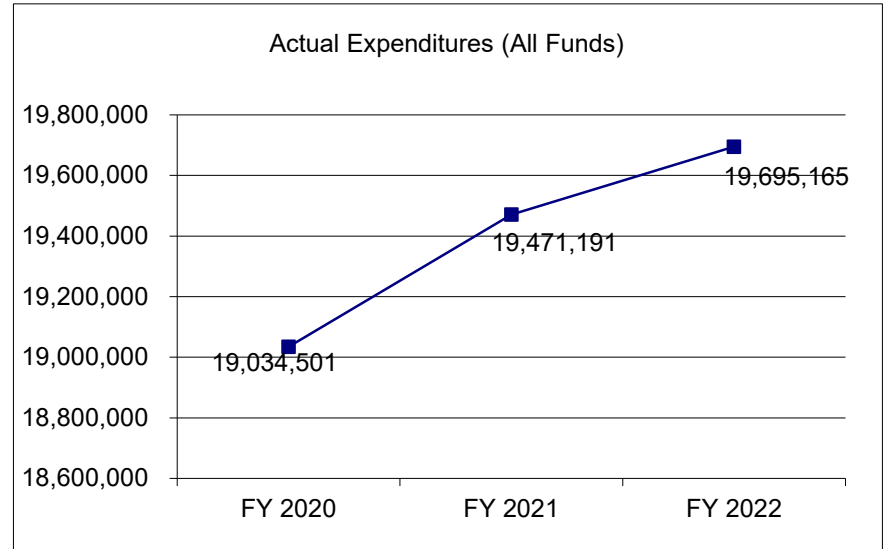
<b>Department:</b> <u>Mental Health</u> <b>Division:</b> <u>Developmental Disabilities</u> <b>Core:</b> <u>Regional Offices</u>	<b>Budget Unit</b> <u>74310C, 74325C, 74345C, 74350C, 74355C</u>  <b>HB Section</b> <u>10.500-10.520</u>																																																																																										
<b>1. CORE FINANCIAL SUMMARY</b>																																																																																											
<table style="width: 100%; border-collapse: collapse;"> <tr> <th></th> <th colspan="4" style="text-align: center; border-bottom: 1px solid black;">FY 2024 Budget Request</th> </tr> <tr> <th></th> <th style="text-align: center;">GR</th> <th style="text-align: center;">Federal</th> <th style="text-align: center;">Other</th> <th style="text-align: center;">Total</th> </tr> <tr> <td><b>PS</b></td> <td style="text-align: right;">17,428,045</td> <td style="text-align: right;">3,681,343</td> <td style="text-align: right;">0</td> <td style="text-align: right;">21,109,388</td> </tr> <tr> <td><b>EE</b></td> <td style="text-align: right;">1,112,629</td> <td style="text-align: right;">536,529</td> <td style="text-align: right;">0</td> <td style="text-align: right;">1,649,158</td> </tr> <tr> <td><b>PSD</b></td> <td style="text-align: right;">0</td> <td style="text-align: right;">0</td> <td style="text-align: right;">0</td> <td style="text-align: right;">0</td> </tr> <tr> <td><b>TRF</b></td> <td style="text-align: right;">0</td> <td style="text-align: right;">0</td> <td style="text-align: right;">0</td> <td style="text-align: right;">0</td> </tr> <tr> <td><b>Total</b></td> <td style="text-align: right; border-top: 1px solid black; border-bottom: 3px double black;">18,540,674</td> <td style="text-align: right; border-top: 1px solid black; border-bottom: 3px double black;">4,217,872</td> <td style="text-align: right; border-top: 1px solid black; border-bottom: 3px double black;">0</td> <td style="text-align: right; border-top: 1px solid black; border-bottom: 3px double black;">22,758,546</td> </tr> <tr> <td> <b>FTE</b></td> <td style="text-align: right;"> 353.48</td> <td style="text-align: right;"> 92.99</td> <td style="text-align: right;"> 0.00</td> <td style="text-align: right;"> 446.47</td> </tr> </table> <table style="width: 100%; border-collapse: collapse; margin-top: 5px;"> <tr> <td style="width: 15%;"><b>Est. Fringe</b></td> <td style="width: 15%; text-align: right;">10,737,856</td> <td style="width: 15%; text-align: right;">2,525,584</td> <td style="width: 15%; text-align: right;">0</td> <td style="width: 15%; text-align: right;">13,263,440</td> </tr> </table> <div style="border: 1px solid black; padding: 2px; margin-top: 2px;"> <i>Note: Fringes budgeted in House Bill 5 except for certain fringes budgeted directly to MoDOT, Highway Patrol, and Conservation.</i> </div>		FY 2024 Budget Request					GR	Federal	Other	Total	<b>PS</b>	17,428,045	3,681,343	0	21,109,388	<b>EE</b>	1,112,629	536,529	0	1,649,158	<b>PSD</b>	0	0	0	0	<b>TRF</b>	0	0	0	0	<b>Total</b>	18,540,674	4,217,872	0	22,758,546	 <b>FTE</b>	 353.48	 92.99	 0.00	 446.47	<b>Est. Fringe</b>	10,737,856	2,525,584	0	13,263,440	<table style="width: 100%; border-collapse: collapse;"> <tr> <th></th> <th colspan="4" style="text-align: center; border-bottom: 1px solid black;">FY 2024 Governor's Recommendation</th> </tr> <tr> <th></th> <th style="text-align: center;">GR</th> <th style="text-align: center;">Federal</th> <th style="text-align: center;">Other</th> <th style="text-align: center;">Total</th> </tr> <tr> <td><b>PS</b></td> <td style="text-align: center;">0</td> <td style="text-align: center;">0</td> <td style="text-align: center;">0</td> <td style="text-align: center;">0</td> </tr> <tr> <td><b>EE</b></td> <td style="text-align: center;">0</td> <td style="text-align: center;">0</td> <td style="text-align: center;">0</td> <td style="text-align: center;">0</td> </tr> <tr> <td><b>PSD</b></td> <td style="text-align: center;">0</td> <td style="text-align: center;">0</td> <td style="text-align: center;">0</td> <td style="text-align: center;">0</td> </tr> <tr> <td><b>TRF</b></td> <td style="text-align: center;">0</td> <td style="text-align: center;">0</td> <td style="text-align: center;">0</td> <td style="text-align: center;">0</td> </tr> <tr> <td><b>Total</b></td> <td style="text-align: center; border-top: 1px solid black; border-bottom: 3px double black;">0</td> <td style="text-align: center; border-top: 1px solid black; border-bottom: 3px double black;">0</td> <td style="text-align: center; border-top: 1px solid black; border-bottom: 3px double black;">0</td> <td style="text-align: center; border-top: 1px solid black; border-bottom: 3px double black;">0</td> </tr> <tr> <td> <b>FTE</b></td> <td style="text-align: center;"> 0.00</td> <td style="text-align: center;"> 0.00</td> <td style="text-align: center;"> 0.00</td> <td style="text-align: center;"> 0.00</td> </tr> </table> <table style="width: 100%; border-collapse: collapse; margin-top: 5px;"> <tr> <td style="width: 15%;"><b>Est. Fringe</b></td> <td style="width: 15%; text-align: center;">0</td> <td style="width: 15%; text-align: center;">0</td> <td style="width: 15%; text-align: center;">0</td> <td style="width: 15%; text-align: center;">0</td> </tr> </table> <div style="border: 1px solid black; padding: 2px; margin-top: 2px;"> <i>Note: Fringes budgeted in House Bill 5 except for certain fringes budgeted directly to MoDOT, Highway Patrol, and Conservation.</i> </div>		FY 2024 Governor's Recommendation					GR	Federal	Other	Total	<b>PS</b>	0	0	0	0	<b>EE</b>	0	0	0	0	<b>PSD</b>	0	0	0	0	<b>TRF</b>	0	0	0	0	<b>Total</b>	0	0	0	0	 <b>FTE</b>	 0.00	 0.00	 0.00	 0.00	<b>Est. Fringe</b>	0	0	0	0
	FY 2024 Budget Request																																																																																										
	GR	Federal	Other	Total																																																																																							
<b>PS</b>	17,428,045	3,681,343	0	21,109,388																																																																																							
<b>EE</b>	1,112,629	536,529	0	1,649,158																																																																																							
<b>PSD</b>	0	0	0	0																																																																																							
<b>TRF</b>	0	0	0	0																																																																																							
<b>Total</b>	18,540,674	4,217,872	0	22,758,546																																																																																							
 <b>FTE</b>	 353.48	 92.99	 0.00	 446.47																																																																																							
<b>Est. Fringe</b>	10,737,856	2,525,584	0	13,263,440																																																																																							
	FY 2024 Governor's Recommendation																																																																																										
	GR	Federal	Other	Total																																																																																							
<b>PS</b>	0	0	0	0																																																																																							
<b>EE</b>	0	0	0	0																																																																																							
<b>PSD</b>	0	0	0	0																																																																																							
<b>TRF</b>	0	0	0	0																																																																																							
<b>Total</b>	0	0	0	0																																																																																							
 <b>FTE</b>	 0.00	 0.00	 0.00	 0.00																																																																																							
<b>Est. Fringe</b>	0	0	0	0																																																																																							
Other Funds:    None.	Other Funds:																																																																																										
<b>2. CORE DESCRIPTION</b>																																																																																											
<p>This item requests funding for five regional offices and six satellite offices within the Division of Developmental Disabilities (DD). These offices are the point of entry for all individuals with developmental disabilities in the state.</p> <p>Regional offices are located in Kansas City, Springfield, Sikeston, St. Louis, and Columbia, while satellite offices are located in Albany, Kirksville, Hannibal, Poplar Bluff, Joplin, and Rolla. Each office, which services anywhere from three to fifteen counties, provides or contracts for case management services, develops new service providers, establishes contracts for services, develops individualized service plans, and provides quality assurance and oversight of the service delivery system.</p> <p>Regional office core appropriations include funding for expense and equipment and personal services for administrative staff, behavior resource teams, provider relations teams, quality assurance staff, as well as for DD Service Associate, DD Service Specialist and DD Service Supervisor positions which function as services and supports resource teams in the regional offices. Funding for DMH case managers and other Targeted Case Management (TCM) staff is appropriated in the Community Support Staff house bill section and is allocated to the appropriate regional office.</p>																																																																																											
<b>3. PROGRAM LISTING (list programs included in this core funding)</b>																																																																																											
Regional Offices																																																																																											

**CORE DECISION ITEM**

<b>Department:</b>	<b>Mental Health</b>	<b>Budget Unit</b>	<b><u>74310C, 74325C, 74345C, 74350C, 74355C</u></b>
<b>Division:</b>	<b>Developmental Disabilities</b>		
<b>Core:</b>	<b>Regional Offices</b>	<b>HB Section</b>	<b><u>10.500-10.520</u></b>

**4. FINANCIAL HISTORY**

	<b>FY 2020 Actual</b>	<b>FY 2021 Actual</b>	<b>FY 2022 Actual</b>	<b>FY 2023 Current Yr.</b>
Appropriation (All Funds)	20,437,028	21,256,012	21,194,672	22,758,546
Less Reverted (All Funds)	(486,876)	(511,347)	(509,405)	(556,220)
Less Restricted (All Funds)*	0	0	0	0
Budget Authority (All Funds)	19,950,152	20,744,665	20,685,267	22,202,326
Actual Expenditures (All Funds)	19,034,501	19,471,191	19,695,165	N/A
Unexpended (All Funds)	915,651	1,273,474	990,102	N/A
Unexpended, by Fund:				
General Revenue	232,006	29,066	0	N/A
Federal	683,645	1,244,408	990,102	N/A
Other	0	0	0	N/A
	<b>(1), (2)</b>	<b>(1), (3)</b>	<b>(1)</b>	<b>(4)</b>



\*Current Year restricted amount is as of August 1, 2022.

Reverted includes the statutory three-percent reserve amount (when applicable).

Restricted includes any Governor's Expenditure Restrictions which remained at the end of the fiscal year (when applicable).

**NOTES:**

- (1) Federal lapse amounts occur as a result of increased vacancies.
- (2) Unexpended General Revenue is due to reduced fourth quarter allotments.
- (3) Unexpended General Revenue is due to lower than expected expenses due to COVID-19.
- (4) FY 2023 Appropriation includes pay plan increase

**CORE RECONCILIATION DETAIL**

**DEPARTMENT OF MENTAL HEALTH  
CENTRAL MO RO**

**5. CORE RECONCILIATION DETAIL**

	<b>Budget Class</b>	<b>FTE</b>	<b>GR</b>	<b>Federal</b>	<b>Other</b>	<b>Total</b>	<b>Explanation</b>
<b>TAFP AFTER VETOES</b>							
	PS	98.70	3,826,174	675,859	0	4,502,033	
	EE	0.00	179,412	111,056	0	290,468	
	<b>Total</b>	<b>98.70</b>	<b>4,005,586</b>	<b>786,915</b>	<b>0</b>	<b>4,792,501</b>	
<b>DEPARTMENT CORE REQUEST</b>							
	PS	98.70	3,826,174	675,859	0	4,502,033	
	EE	0.00	179,412	111,056	0	290,468	
	<b>Total</b>	<b>98.70</b>	<b>4,005,586</b>	<b>786,915</b>	<b>0</b>	<b>4,792,501</b>	
<b>GOVERNOR'S RECOMMENDED CORE</b>							
	PS	98.70	3,826,174	675,859	0	4,502,033	
	EE	0.00	179,412	111,056	0	290,468	
	<b>Total</b>	<b>98.70</b>	<b>4,005,586</b>	<b>786,915</b>	<b>0</b>	<b>4,792,501</b>	

**CORE RECONCILIATION DETAIL**

**DEPARTMENT OF MENTAL HEALTH  
KANSAS CITY RO**

**5. CORE RECONCILIATION DETAIL**

				<b>Budget Class</b>	<b>FTE</b>	<b>GR</b>	<b>Federal</b>	<b>Other</b>	<b>Total</b>	<b>Explanation</b>
<b>TAFP AFTER VETOES</b>										
				PS	97.74	3,603,019	1,264,752	0	4,867,771	
				EE	0.00	252,160	111,557	0	363,717	
				<b>Total</b>	<b>97.74</b>	<b>3,855,179</b>	<b>1,376,309</b>	<b>0</b>	<b>5,231,488</b>	
<b>DEPARTMENT CORE ADJUSTMENTS</b>										
Core Reallocation	205	0464		PS	(0.00)	0	0	0	(0)	
Core Reallocation	208	7129		PS	0.00	0	0	0	(0)	
<b>NET DEPARTMENT CHANGES</b>					<b>(0.00)</b>	<b>0</b>	<b>0</b>	<b>0</b>	<b>(0)</b>	
<b>DEPARTMENT CORE REQUEST</b>										
				PS	97.74	3,603,019	1,264,752	0	4,867,771	
				EE	0.00	252,160	111,557	0	363,717	
				<b>Total</b>	<b>97.74</b>	<b>3,855,179</b>	<b>1,376,309</b>	<b>0</b>	<b>5,231,488</b>	
<b>GOVERNOR'S RECOMMENDED CORE</b>										
				PS	97.74	3,603,019	1,264,752	0	4,867,771	
				EE	0.00	252,160	111,557	0	363,717	
				<b>Total</b>	<b>97.74</b>	<b>3,855,179</b>	<b>1,376,309</b>	<b>0</b>	<b>5,231,488</b>	

---

**CORE RECONCILIATION DETAIL**

---

**DEPARTMENT OF MENTAL HEALTH  
SIKESTON RO**

---

**5. CORE RECONCILIATION DETAIL**

---

	<b>Budget Class</b>	<b>FTE</b>	<b>GR</b>	<b>Federal</b>	<b>Other</b>	<b>Total</b>	<b>Explanation</b>
<b>TAFP AFTER VETOES</b>							
	PS	48.57	2,015,284	247,422	0	2,262,706	
	EE	0.00	128,476	27,735	0	156,211	
	<b>Total</b>	<b>48.57</b>	<b>2,143,760</b>	<b>275,157</b>	<b>0</b>	<b>2,418,917</b>	
<b>DEPARTMENT CORE REQUEST</b>							
	PS	48.57	2,015,284	247,422	0	2,262,706	
	EE	0.00	128,476	27,735	0	156,211	
	<b>Total</b>	<b>48.57</b>	<b>2,143,760</b>	<b>275,157</b>	<b>0</b>	<b>2,418,917</b>	
<b>GOVERNOR'S RECOMMENDED CORE</b>							
	PS	48.57	2,015,284	247,422	0	2,262,706	
	EE	0.00	128,476	27,735	0	156,211	
	<b>Total</b>	<b>48.57</b>	<b>2,143,760</b>	<b>275,157</b>	<b>0</b>	<b>2,418,917</b>	

**CORE RECONCILIATION DETAIL**

**DEPARTMENT OF MENTAL HEALTH  
ST LOUIS RO**

**5. CORE RECONCILIATION DETAIL**

				<b>Budget Class</b>	<b>FTE</b>	<b>GR</b>	<b>Federal</b>	<b>Other</b>	<b>Total</b>	<b>Explanation</b>
<b>TAFP AFTER VETOES</b>										
				PS	141.00	5,561,532	1,106,331	0	6,667,863	
				EE	0.00	384,676	244,673	0	629,349	
				<b>Total</b>	<b>141.00</b>	<b>5,946,208</b>	<b>1,351,004</b>	<b>0</b>	<b>7,297,212</b>	
<b>DEPARTMENT CORE ADJUSTMENTS</b>										
Core Reallocation	553	0471		PS	(0.00)	0	0	0	0	
Core Reallocation	556	7135		PS	0.00	0	0	0	0	
<b>NET DEPARTMENT CHANGES</b>					<b>(0.00)</b>	<b>0</b>	<b>0</b>	<b>0</b>	<b>0</b>	
<b>DEPARTMENT CORE REQUEST</b>										
				PS	141.00	5,561,532	1,106,331	0	6,667,863	
				EE	0.00	384,676	244,673	0	629,349	
				<b>Total</b>	<b>141.00</b>	<b>5,946,208</b>	<b>1,351,004</b>	<b>0</b>	<b>7,297,212</b>	
<b>GOVERNOR'S RECOMMENDED CORE</b>										
				PS	141.00	5,561,532	1,106,331	0	6,667,863	
				EE	0.00	384,676	244,673	0	629,349	
				<b>Total</b>	<b>141.00</b>	<b>5,946,208</b>	<b>1,351,004</b>	<b>0</b>	<b>7,297,212</b>	



**CORE RECONCILIATION DETAIL**

**DEPARTMENT OF MENTAL HEALTH  
ST LOUIS RO**

**5. CORE RECONCILIATION DETAIL**

				<b>Budget Class</b>	<b>FTE</b>	<b>GR</b>	<b>Federal</b>	<b>Other</b>	<b>Total</b>	<b>Explanation</b>
<b>TAFP AFTER VETOES</b>										
				PS	141.00	5,561,532	1,106,331	0	6,667,863	
				EE	0.00	384,676	244,673	0	629,349	
				<b>Total</b>	<b>141.00</b>	<b>5,946,208</b>	<b>1,351,004</b>	<b>0</b>	<b>7,297,212</b>	
<b>DEPARTMENT CORE ADJUSTMENTS</b>										
Core Reallocation	553	0471		PS	(0.00)	0	0	0	0	
Core Reallocation	556	7135		PS	0.00	0	0	0	0	
<b>NET DEPARTMENT CHANGES</b>					<b>(0.00)</b>	<b>0</b>	<b>0</b>	<b>0</b>	<b>0</b>	
<b>DEPARTMENT CORE REQUEST</b>										
				PS	141.00	5,561,532	1,106,331	0	6,667,863	
				EE	0.00	384,676	244,673	0	629,349	
				<b>Total</b>	<b>141.00</b>	<b>5,946,208</b>	<b>1,351,004</b>	<b>0</b>	<b>7,297,212</b>	
<b>GOVERNOR'S RECOMMENDED CORE</b>										
				PS	141.00	5,561,532	1,106,331	0	6,667,863	
				EE	0.00	384,676	244,673	0	629,349	
				<b>Total</b>	<b>141.00</b>	<b>5,946,208</b>	<b>1,351,004</b>	<b>0</b>	<b>7,297,212</b>	

REPORT 9 - FY 2024 DEPARTMENT REQUEST

DECISION ITEM SUMMARY

Budget Unit								
Decision Item	FY 2022	FY 2022	FY 2023	FY 2023	FY 2024	FY 2024	*****	*****
Budget Object Summary	ACTUAL	ACTUAL	BUDGET	BUDGET	DEPT REQ	DEPT REQ	SECURED	SECURED
Fund	DOLLAR	FTE	DOLLAR	FTE	DOLLAR	FTE	COLUMN	COLUMN
CENTRAL MO RO								
CORE								
PERSONAL SERVICES								
GENERAL REVENUE	3,400,970	74.57	3,826,174	81.70	3,826,174	81.70	0	0.00
DEPT MENTAL HEALTH	542,593	11.20	675,859	17.00	675,859	17.00	0	0.00
TOTAL - PS	3,943,563	85.77	4,502,033	98.70	4,502,033	98.70	0	0.00
EXPENSE & EQUIPMENT								
GENERAL REVENUE	173,228	0.00	179,412	0.00	179,412	0.00	0	0.00
DEPT MENTAL HEALTH	1,001	0.00	111,056	0.00	111,056	0.00	0	0.00
TOTAL - EE	174,229	0.00	290,468	0.00	290,468	0.00	0	0.00
TOTAL	4,117,792	85.77	4,792,501	98.70	4,792,501	98.70	0	0.00
GRAND TOTAL	\$4,117,792	85.77	\$4,792,501	98.70	\$4,792,501	98.70	\$0	0.00

REPORT 9 - FY 2024 DEPARTMENT REQUEST

DECISION ITEM SUMMARY

Budget Unit								
Decision Item	FY 2022	FY 2022	FY 2023	FY 2023	FY 2024	FY 2024	*****	*****
Budget Object Summary	ACTUAL	ACTUAL	BUDGET	BUDGET	DEPT REQ	DEPT REQ	SECURED	SECURED
Fund	DOLLAR	FTE	DOLLAR	FTE	DOLLAR	FTE	COLUMN	COLUMN
KANSAS CITY RO								
CORE								
PERSONAL SERVICES								
GENERAL REVENUE	3,157,355	69.94	3,603,019	68.00	3,603,019	68.00	0	0.00
DEPT MENTAL HEALTH	1,262,921	27.70	1,264,752	29.74	1,264,752	29.74	0	0.00
TOTAL - PS	4,420,276	97.64	4,867,771	97.74	4,867,771	97.74	0	0.00
EXPENSE & EQUIPMENT								
GENERAL REVENUE	243,934	0.00	252,160	0.00	252,160	0.00	0	0.00
DEPT MENTAL HEALTH	26,298	0.00	111,557	0.00	111,557	0.00	0	0.00
TOTAL - EE	270,232	0.00	363,717	0.00	363,717	0.00	0	0.00
TOTAL	4,690,508	97.64	5,231,488	97.74	5,231,488	97.74	0	0.00
GRAND TOTAL	\$4,690,508	97.64	\$5,231,488	97.74	\$5,231,488	97.74	\$0	0.00

## REPORT 9 - FY 2024 DEPARTMENT REQUEST

## DECISION ITEM SUMMARY

Budget Unit								
Decision Item	FY 2022	FY 2022	FY 2023	FY 2023	FY 2024	FY 2024	*****	*****
Budget Object Summary	ACTUAL	ACTUAL	BUDGET	BUDGET	DEPT REQ	DEPT REQ	SECURED	SECURED
Fund	DOLLAR	FTE	DOLLAR	FTE	DOLLAR	FTE	COLUMN	COLUMN
<b>SIKESTON RO</b>								
<b>CORE</b>								
PERSONAL SERVICES								
GENERAL REVENUE	1,797,548	40.71	2,015,284	41.82	2,015,284	41.82	0	0.00
DEPT MENTAL HEALTH	238,848	5.08	247,422	6.75	247,422	6.75	0	0.00
TOTAL - PS	2,036,396	45.79	2,262,706	48.57	2,262,706	48.57	0	0.00
EXPENSE & EQUIPMENT								
GENERAL REVENUE	124,470	0.00	128,476	0.00	128,476	0.00	0	0.00
DEPT MENTAL HEALTH	13,658	0.00	27,735	0.00	27,735	0.00	0	0.00
TOTAL - EE	138,128	0.00	156,211	0.00	156,211	0.00	0	0.00
<b>TOTAL</b>	<b>2,174,524</b>	<b>45.79</b>	<b>2,418,917</b>	<b>48.57</b>	<b>2,418,917</b>	<b>48.57</b>	<b>0</b>	<b>0.00</b>
<b>State Operated Facility Moving - 1650016</b>								
EXPENSE & EQUIPMENT								
GENERAL REVENUE	0	0.00	0	0.00	35,825	0.00	0	0.00
TOTAL - EE	0	0.00	0	0.00	35,825	0.00	0	0.00
<b>TOTAL</b>	<b>0</b>	<b>0.00</b>	<b>0</b>	<b>0.00</b>	<b>35,825</b>	<b>0.00</b>	<b>0</b>	<b>0.00</b>
<b>GRAND TOTAL</b>	<b>\$2,174,524</b>	<b>45.79</b>	<b>\$2,418,917</b>	<b>48.57</b>	<b>\$2,454,742</b>	<b>48.57</b>	<b>\$0</b>	<b>0.00</b>

REPORT 9 - FY 2024 DEPARTMENT REQUEST

DECISION ITEM SUMMARY

Budget Unit								
Decision Item	FY 2022	FY 2022	FY 2023	FY 2023	FY 2024	FY 2024	*****	*****
Budget Object Summary	ACTUAL	ACTUAL	BUDGET	BUDGET	DEPT REQ	DEPT REQ	SECURED	SECURED
Fund	DOLLAR	FTE	DOLLAR	FTE	DOLLAR	FTE	COLUMN	COLUMN
SPRINGFIELD RO								
CORE								
PERSONAL SERVICES								
GENERAL REVENUE	2,156,343	46.84	2,422,036	48.38	2,422,036	48.38	0	0.00
DEPT MENTAL HEALTH	310,443	5.17	386,979	11.75	386,979	11.75	0	0.00
TOTAL - PS	2,466,786	52.01	2,809,015	60.13	2,809,015	60.13	0	0.00
EXPENSE & EQUIPMENT								
GENERAL REVENUE	162,174	0.00	167,905	0.00	167,905	0.00	0	0.00
DEPT MENTAL HEALTH	714	0.00	41,508	0.00	41,508	0.00	0	0.00
TOTAL - EE	162,888	0.00	209,413	0.00	209,413	0.00	0	0.00
TOTAL	2,629,674	52.01	3,018,428	60.13	3,018,428	60.13	0	0.00
GRAND TOTAL	\$2,629,674	52.01	\$3,018,428	60.13	\$3,018,428	60.13	\$0	0.00

## REPORT 9 - FY 2024 DEPARTMENT REQUEST

## DECISION ITEM SUMMARY

Budget Unit								
Decision Item	FY 2022	FY 2022	FY 2023	FY 2023	FY 2024	FY 2024	*****	*****
Budget Object Summary	ACTUAL	ACTUAL	BUDGET	BUDGET	DEPT REQ	DEPT REQ	SECURED	SECURED
Fund	DOLLAR	FTE	DOLLAR	FTE	DOLLAR	FTE	COLUMN	COLUMN
<b>ST LOUIS RO</b>								
<b>CORE</b>								
PERSONAL SERVICES								
GENERAL REVENUE	4,890,945	110.25	5,561,532	113.25	5,561,532	113.25	0	0.00
DEPT MENTAL HEALTH	733,625	13.41	1,106,331	27.75	1,106,331	27.75	0	0.00
TOTAL - PS	5,624,570	123.66	6,667,863	141.00	6,667,863	141.00	0	0.00
EXPENSE & EQUIPMENT								
GENERAL REVENUE	346,166	0.00	384,676	0.00	384,676	0.00	0	0.00
DEPT MENTAL HEALTH	68,432	0.00	244,673	0.00	244,673	0.00	0	0.00
TOTAL - EE	414,598	0.00	629,349	0.00	629,349	0.00	0	0.00
PROGRAM-SPECIFIC								
GENERAL REVENUE	18,726	0.00	0	0.00	0	0.00	0	0.00
DEPT MENTAL HEALTH	25,894	0.00	0	0.00	0	0.00	0	0.00
TOTAL - PD	44,620	0.00	0	0.00	0	0.00	0	0.00
<b>TOTAL</b>	<b>6,083,788</b>	<b>123.66</b>	<b>7,297,212</b>	<b>141.00</b>	<b>7,297,212</b>	<b>141.00</b>	<b>0</b>	<b>0.00</b>
<b>GRAND TOTAL</b>	<b>\$6,083,788</b>	<b>123.66</b>	<b>\$7,297,212</b>	<b>141.00</b>	<b>\$7,297,212</b>	<b>141.00</b>	<b>\$0</b>	<b>0.00</b>

## FLEXIBILITY REQUEST FORM

<b>BUDGET UNIT NUMBER:</b> 74310C, 74325C, 74345C 74350C, and 74355C <b>BUDGET UNIT NAME:</b> Regional Offices <b>HOUSE BILL SECTION:</b> 10.500-10.520	<b>DEPARTMENT:</b> Mental Health  <b>DIVISION:</b> Developmental Disabilities
------------------------------------------------------------------------------------------------------------------------------------------------------------------	-------------------------------------------------------------------------------------

**1. Provide the amount by fund of personal service flexibility and the amount by fund of expense and equipment flexibility you are requesting in dollar and percentage terms and explain why the flexibility is needed. If flexibility is being requested among divisions, provide the amount by fund of flexibility you are requesting in dollar and percentage terms and explain why the flexibility is needed.**

Flex appropriations for the regional offices allow the Department to:

- Improve processes through contracting as new ideas are developed. Flexibility gives management the ability to continually review whether it is more beneficial to contract for services, hire staff in-house to provide services, or provide a mix of both contracting and in-house services.
- React to emergency situations that could occur in any given fiscal year. Flexibility allows available funds to be shifted to cover critical equipment/supply needs that would otherwise go unmet. This could include such things as security enhancements, phone systems, etc. The flex language allows the regional offices to flex personal services dollars when available and purchase facility furnishings, equipment, etc. as needed.

### DEPARTMENT REQUEST

DMH is requesting 50% flexibility between regional offices based on total GR and FED funding for FY 2024. The increase is requested in order to create the capacity to respond to changing regional needs in support of DD individuals, and where necessary, reallocate funds to increase efficiencies in program coordination and implementation to maximize quality and oversight. The information below shows a 50% calculation of both the PS and E&E FY 2024 budgets.

Regional Office	PS or E&E	Budget	% Flex Requested	Flex Request Amount
<b>Central Missouri Regional Office</b>	PS	\$3,826,174	50%	\$1,913,087
	E&E	<u>\$179,412</u>	<u>50%</u>	<u>\$89,706</u>
		\$4,005,586	50%	\$2,002,793
<i>Total Request GR</i>				
	PS	\$675,859	50%	\$337,930
	E&E	<u>\$111,056</u>	<u>50%</u>	<u>\$55,528</u>
		\$786,915	50%	\$393,458
<i>Total Request FED</i>				

## FLEXIBILITY REQUEST FORM

<b>BUDGET UNIT NUMBER:</b> 74310C, 74325C, 74345C 74350C, and 74355C <b>BUDGET UNIT NAME:</b> Regional Offices <b>HOUSE BILL SECTION:</b> 10.500-10.520	<b>DEPARTMENT:</b> Mental Health  <b>DIVISION:</b> Developmental Disabilities
------------------------------------------------------------------------------------------------------------------------------------------------------------------	-------------------------------------------------------------------------------------

Regional Office	PS or E&E	Budget	% Flex Requested	Flex Request Amount
<b>Kansas City Regional Office</b>				
	PS	\$3,603,019	50%	\$1,801,510
	E&E	<u>\$252,160</u>	<u>50%</u>	<u>\$126,080</u>
<i>Total Request GR</i>		\$3,855,179	50%	\$1,927,590
	PS	\$1,264,752	50%	\$632,376
	E&E	<u>\$111,557</u>	<u>50%</u>	<u>\$55,779</u>
<i>Total Request FED</i>		\$1,376,309	50%	\$688,155
<b>Sikeston Regional Office</b>				
	PS	\$2,015,284	50%	\$1,007,642
	E&E	<u>\$164,301</u>	<u>50%</u>	<u>\$82,151</u>
<i>Total Request GR</i>		\$2,179,585	50%	\$1,089,793
	PS	\$247,422	50%	\$123,711
	E&E	<u>\$27,735</u>	<u>50%</u>	<u>\$13,868</u>
<i>Total Request FED</i>		\$275,157	50%	\$137,579



## FLEXIBILITY REQUEST FORM

<b>BUDGET UNIT NUMBER:</b> 74310C, 74325C, 74345C 74350C, and 74355C <b>BUDGET UNIT NAME:</b> Regional Offices <b>HOUSE BILL SECTION:</b> 10.500-10.520	<b>DEPARTMENT:</b> Mental Health  <b>DIVISION:</b> Developmental Disabilities
------------------------------------------------------------------------------------------------------------------------------------------------------------------	-------------------------------------------------------------------------------------

Regional Office	PS or E&E	Budget	% Flex Requested	Flex Request Amount
<b>Springfield Regional Office</b>				
	PS	\$2,422,036	50%	\$1,211,018
	E&E	<u>\$167,905</u>	<u>50%</u>	<u>\$83,953</u>
<i>Total Request GR</i>		\$2,589,941	50%	\$1,294,971
	PS	\$386,979	50%	\$193,490
	E&E	<u>\$41,508</u>	<u>50%</u>	<u>\$20,754</u>
<i>Total Request FED</i>		\$428,487	50%	\$214,244
<b>St. Louis Regional Office</b>				
	PS	\$5,561,532	50%	\$2,780,766
	E&E	<u>\$384,676</u>	<u>50%</u>	<u>\$192,338</u>
<i>Total Request GR</i>		\$5,946,208	50%	\$2,973,104
	PS	\$1,106,331	50%	\$553,166
	E&E	<u>\$244,673</u>	<u>50%</u>	<u>\$122,336</u>
<i>Total Request FED</i>		\$1,351,004	50%	\$675,502

## FLEXIBILITY REQUEST FORM

<b>BUDGET UNIT NUMBER:</b> 74310C, 74325C, 74345C 74350C, and 74355C <b>BUDGET UNIT NAME:</b> Regional Offices <b>HOUSE BILL SECTION:</b> 10.500-10.520	<b>DEPARTMENT:</b> Mental Health  <b>DIVISION:</b> Developmental Disabilities	
<b>2. Estimate how much flexibility will be used for the budget year. How much flexibility was used in the Prior Year Budget and the Current Year Budget? Please specify the amount.</b>		
PRIOR YEAR ACTUAL AMOUNT OF FLEXIBILITY USED	CURRENT YEAR ESTIMATED AMOUNT OF FLEXIBILITY THAT WILL BE USED	DEPARTMENT REQUEST ESTIMATED AMOUNT OF FLEXIBILITY THAT WILL BE USED
None used.	Flexibility usage is difficult to estimate at this time.	Flexibility usage is difficult to estimate at this time.
<b>3. Was flexibility approved in the Prior Year Budget or the Current Year Budget? If so, how was the flexibility used during those years?</b>		
PRIOR YEAR EXPLAIN ACTUAL USE	CURRENT YEAR EXPLAIN PLANNED USE	
None used.	None used.	

# REPORT 10 - FY 2024 DEPARTMENT REQUEST

# DECISION ITEM DETAIL

Budget Unit	FY 2022	FY 2022	FY 2023	FY 2023	FY 2024	FY 2024	*****	*****
Decision Item	ACTUAL	ACTUAL	BUDGET	BUDGET	DEPT REQ	DEPT REQ	SECURED	SECURED
Budget Object Class	DOLLAR	FTE	DOLLAR	FTE	DOLLAR	FTE	COLUMN	COLUMN
<b>CENTRAL MO RO</b>								
<b>CORE</b>								
DEPUTY DIVISION DIRECTOR	68,912	0.66	72,775	0.66	72,775	0.66	0	0.00
DESIGNATED PRINCIPAL ASST DIV	48,354	0.48	52,663	0.50	52,663	0.50	0	0.00
ADMINISTRATIVE ASSISTANT	13,015	0.33	0	0.00	13,015	0.25	0	0.00
MISCELLANEOUS TECHNICAL	0	0.00	134	0.00	0	0.00	0	0.00
MISCELLANEOUS PROFESSIONAL	6,549	0.15	8,675	0.50	8,675	0.50	0	0.00
SPECIAL ASST OFFICIAL & ADMSTR	97,228	1.08	118,835	1.58	118,835	1.58	0	0.00
SPECIAL ASST PROFESSIONAL	38,118	0.84	47,743	1.00	42,052	0.75	0	0.00
ADMINISTRATIVE SUPPORT CLERK	81,339	3.00	128,475	4.84	88,475	3.84	0	0.00
ADMIN SUPPORT ASSISTANT	108,608	3.70	165,955	4.96	130,955	3.96	0	0.00
LEAD ADMIN SUPPORT ASSISTANT	59,577	1.67	61,576	1.50	96,576	2.50	0	0.00
ADMINISTRATIVE MANAGER	51,596	0.79	69,287	1.00	69,287	1.00	0	0.00
PROGRAM COORDINATOR	66,820	1.00	70,115	1.00	70,115	1.00	0	0.00
BEHAVIOR ANALYST	51,700	0.70	76,202	1.00	76,202	1.00	0	0.00
REGISTERED NURSE	400,218	6.99	424,255	7.00	435,354	8.00	0	0.00
QUALITY IMPROVEMENT SPECIALIST	135,754	2.86	149,299	3.00	163,944	3.00	0	0.00
QUALITY IMPROVEMENT MANAGER	160,822	3.00	168,625	3.00	175,980	3.00	0	0.00
TREATMENT MANAGER	166,118	2.54	207,737	3.00	207,737	3.00	0	0.00
CUSTODIAL ASSISTANT	26,212	1.00	31,554	1.00	31,265	1.00	0	0.00
ACCOUNTS ASSISTANT	74,520	2.57	120,322	4.00	120,322	4.00	0	0.00
SENIOR ACCOUNTS ASSISTANT	141,243	4.12	141,440	4.00	141,440	4.00	0	0.00
ACCOUNTS SUPERVISOR	115,069	3.00	120,255	3.00	120,255	3.00	0	0.00
HUMAN RESOURCES ASSISTANT	31,972	1.00	33,855	1.00	33,855	1.00	0	0.00
HUMAN RESOURCES SPECIALIST	52,626	0.90	61,579	1.00	61,579	1.00	0	0.00
BENEFIT PROGRAM SPECIALIST	70,035	2.12	70,217	2.00	70,217	2.00	0	0.00
DEVLP DISABILITY SERVICE ASSOC	691,576	16.82	745,529	20.92	745,529	20.92	0	0.00
DEVLP DISABILITY SERVICE SPEC	520,245	11.08	536,034	11.00	583,370	12.00	0	0.00
DEVLP DISABILITY SERVICE SPV	632,960	12.70	818,897	16.24	771,561	15.24	0	0.00
SOCIAL SERVICES SPECIALIST	6,901	0.17	0	0.00	0	0.00	0	0.00
SR SOCIAL SERVICES SPECIALIST	14,491	0.29	0	0.00	0	0.00	0	0.00
SOCIAL SVCS UNIT SUPERVISOR	10,985	0.21	0	0.00	0	0.00	0	0.00
<b>TOTAL - PS</b>	<b>3,943,563</b>	<b>85.77</b>	<b>4,502,033</b>	<b>98.70</b>	<b>4,502,033</b>	<b>98.70</b>	<b>0</b>	<b>0.00</b>
TRAVEL, IN-STATE	3,297	0.00	16,755	0.00	11,755	0.00	0	0.00

# REPORT 10 - FY 2024 DEPARTMENT REQUEST

# DECISION ITEM DETAIL

Budget Unit	FY 2022	FY 2022	FY 2023	FY 2023	FY 2024	FY 2024	*****	*****
Decision Item	ACTUAL	ACTUAL	BUDGET	BUDGET	DEPT REQ	DEPT REQ	SECURED	SECURED
Budget Object Class	DOLLAR	FTE	DOLLAR	FTE	DOLLAR	FTE	COLUMN	COLUMN
<b>CENTRAL MO RO</b>								
<b>CORE</b>								
TRAVEL, OUT-OF-STATE	0	0.00	416	0.00	416	0.00	0	0.00
FUEL & UTILITIES	0	0.00	317	0.00	317	0.00	0	0.00
SUPPLIES	49,226	0.00	90,812	0.00	87,812	0.00	0	0.00
PROFESSIONAL DEVELOPMENT	419	0.00	15,111	0.00	15,111	0.00	0	0.00
COMMUNICATION SERV & SUPP	33,443	0.00	57,106	0.00	57,106	0.00	0	0.00
PROFESSIONAL SERVICES	34,722	0.00	26,259	0.00	35,259	0.00	0	0.00
HOUSEKEEPING & JANITORIAL SERV	16,730	0.00	18,107	0.00	23,107	0.00	0	0.00
M&R SERVICES	7,846	0.00	17,441	0.00	12,441	0.00	0	0.00
MOTORIZED EQUIPMENT	0	0.00	200	0.00	200	0.00	0	0.00
OFFICE EQUIPMENT	149	0.00	6,886	0.00	5,886	0.00	0	0.00
OTHER EQUIPMENT	440	0.00	12,100	0.00	7,100	0.00	0	0.00
PROPERTY & IMPROVEMENTS	0	0.00	1,850	0.00	1,850	0.00	0	0.00
BUILDING LEASE PAYMENTS	55	0.00	356	0.00	356	0.00	0	0.00
EQUIPMENT RENTALS & LEASES	8,613	0.00	11,356	0.00	11,356	0.00	0	0.00
MISCELLANEOUS EXPENSES	19,289	0.00	15,396	0.00	20,396	0.00	0	0.00
<b>TOTAL - EE</b>	<b>174,229</b>	<b>0.00</b>	<b>290,468</b>	<b>0.00</b>	<b>290,468</b>	<b>0.00</b>	<b>0</b>	<b>0.00</b>
<b>GRAND TOTAL</b>	<b>\$4,117,792</b>	<b>85.77</b>	<b>\$4,792,501</b>	<b>98.70</b>	<b>\$4,792,501</b>	<b>98.70</b>	<b>\$0</b>	<b>0.00</b>
<b>GENERAL REVENUE</b>	<b>\$3,574,198</b>	<b>74.57</b>	<b>\$4,005,586</b>	<b>81.70</b>	<b>\$4,005,586</b>	<b>81.70</b>		<b>0.00</b>
<b>FEDERAL FUNDS</b>	<b>\$543,594</b>	<b>11.20</b>	<b>\$786,915</b>	<b>17.00</b>	<b>\$786,915</b>	<b>17.00</b>		<b>0.00</b>
<b>OTHER FUNDS</b>	<b>\$0</b>	<b>0.00</b>	<b>\$0</b>	<b>0.00</b>	<b>\$0</b>	<b>0.00</b>		<b>0.00</b>

# REPORT 10 - FY 2024 DEPARTMENT REQUEST

# DECISION ITEM DETAIL

Budget Unit	FY 2022	FY 2022	FY 2023	FY 2023	FY 2024	FY 2024	*****	*****
Decision Item	ACTUAL	ACTUAL	BUDGET	BUDGET	DEPT REQ	DEPT REQ	SECURED	SECURED
Budget Object Class	DOLLAR	FTE	DOLLAR	FTE	DOLLAR	FTE	COLUMN	COLUMN
<b>KANSAS CITY RO</b>								
<b>CORE</b>								
DESIGNATED PRINCIPAL ASST DIV	18,066	0.18	19,749	0.18	19,749	0.18	0	0.00
MISCELLANEOUS TECHNICAL	0	0.00	15,460	0.49	15,460	0.49	0	0.00
MISCELLANEOUS PROFESSIONAL	4,132	0.16	0	0.00	2,600	0.25	0	0.00
MISCELLANEOUS ADMINISTRATIVE	4,157	0.04	0	0.00	0	0.00	0	0.00
SPECIAL ASST OFFICIAL & ADMSTR	133,596	1.42	125,507	1.45	125,507	1.45	0	0.00
SPECIAL ASST PROFESSIONAL	4,218	0.09	0	0.00	5,000	0.10	0	0.00
ADMINISTRATIVE SUPPORT CLERK	237,023	8.75	320,288	9.24	320,288	9.24	0	0.00
ADMIN SUPPORT ASSISTANT	29,285	1.00	32,540	1.00	32,540	1.00	0	0.00
LEAD ADMIN SUPPORT ASSISTANT	96,520	2.96	112,231	3.00	112,231	3.00	0	0.00
ADMINISTRATIVE MANAGER	66,031	1.00	69,736	1.00	67,236	1.00	0	0.00
BEHAVIOR ANALYST	72,623	1.00	80,623	1.00	66,623	0.85	0	0.00
LICENSED PRACTICAL NURSE	17,129	0.39	52,842	1.60	44,842	1.20	0	0.00
REGISTERED NURSE	531,506	8.74	579,233	9.00	579,233	9.00	0	0.00
QUALITY IMPROVEMENT SPECIALIST	365,440	7.71	397,571	8.00	396,871	8.00	0	0.00
QUALITY IMPROVEMENT MANAGER	109,300	1.99	127,408	2.00	127,408	2.00	0	0.00
TREATMENT MANAGER	123,348	1.92	141,959	2.00	218,959	2.95	0	0.00
ACCOUNTS ASSISTANT	57,842	2.00	72,846	2.15	81,825	2.30	0	0.00
SENIOR ACCOUNTS ASSISTANT	201,156	5.88	227,795	5.40	227,795	5.40	0	0.00
ACCOUNTS SUPERVISOR	128,125	3.00	136,830	3.00	135,430	3.00	0	0.00
HUMAN RESOURCES ASSISTANT	31,985	1.00	33,948	1.00	33,948	1.00	0	0.00
HUMAN RESOURCES SPECIALIST	52,621	1.00	55,603	1.00	55,603	1.00	0	0.00
BENEFIT PROGRAM SPECIALIST	107,984	3.12	112,970	3.00	112,970	3.00	0	0.00
DEVLP DISABILITY SERVICE ASSOC	393,420	9.73	644,173	15.05	644,173	15.05	0	0.00
DEVLP DISABILITY SERVICE SPEC	631,192	13.58	675,762	14.03	675,762	14.03	0	0.00
DEVLP DISABILITY SERVICE SPV	615,677	12.58	595,135	10.50	595,135	10.50	0	0.00
SOCIAL SERVICES SPECIALIST	147,813	3.76	54,909	0.20	54,909	0.20	0	0.00
SR SOCIAL SERVICES SPECIALIST	59,898	1.28	37,307	0.10	41,307	0.20	0	0.00
SOCIAL SVCS UNIT SUPERVISOR	117,339	2.35	74,367	1.35	74,367	1.35	0	0.00
SOCIAL SVCS AREA SUPERVISOR	62,850	1.01	70,979	1.00	0	0.00	0	0.00
<b>TOTAL - PS</b>	<b>4,420,276</b>	<b>97.64</b>	<b>4,867,771</b>	<b>97.74</b>	<b>4,867,771</b>	<b>97.74</b>	<b>0</b>	<b>0.00</b>
TRAVEL, IN-STATE	11,081	0.00	12,037	0.00	17,037	0.00	0	0.00
FUEL & UTILITIES	0	0.00	151	0.00	151	0.00	0	0.00

# REPORT 10 - FY 2024 DEPARTMENT REQUEST

# DECISION ITEM DETAIL

Budget Unit	FY 2022	FY 2022	FY 2023	FY 2023	FY 2024	FY 2024	*****	*****
Decision Item	ACTUAL	ACTUAL	BUDGET	BUDGET	DEPT REQ	DEPT REQ	SECURED	SECURED
Budget Object Class	DOLLAR	FTE	DOLLAR	FTE	DOLLAR	FTE	COLUMN	COLUMN
<b>KANSAS CITY RO</b>								
<b>CORE</b>								
SUPPLIES	58,765	0.00	80,247	0.00	80,247	0.00	0	0.00
PROFESSIONAL DEVELOPMENT	1,273	0.00	4,907	0.00	4,907	0.00	0	0.00
COMMUNICATION SERV & SUPP	59,606	0.00	78,119	0.00	78,119	0.00	0	0.00
PROFESSIONAL SERVICES	18,650	0.00	40,000	0.00	40,000	0.00	0	0.00
HOUSEKEEPING & JANITORIAL SERV	62,156	0.00	76,783	0.00	76,783	0.00	0	0.00
M&R SERVICES	16,679	0.00	27,500	0.00	27,500	0.00	0	0.00
MOTORIZED EQUIPMENT	0	0.00	18,500	0.00	13,500	0.00	0	0.00
OFFICE EQUIPMENT	13,758	0.00	3,231	0.00	3,231	0.00	0	0.00
OTHER EQUIPMENT	18,564	0.00	9,100	0.00	9,100	0.00	0	0.00
PROPERTY & IMPROVEMENTS	0	0.00	303	0.00	303	0.00	0	0.00
BUILDING LEASE PAYMENTS	0	0.00	500	0.00	500	0.00	0	0.00
EQUIPMENT RENTALS & LEASES	6,760	0.00	7,500	0.00	7,500	0.00	0	0.00
MISCELLANEOUS EXPENSES	2,940	0.00	4,839	0.00	4,839	0.00	0	0.00
<b>TOTAL - EE</b>	<b>270,232</b>	<b>0.00</b>	<b>363,717</b>	<b>0.00</b>	<b>363,717</b>	<b>0.00</b>	<b>0</b>	<b>0.00</b>
<b>GRAND TOTAL</b>	<b>\$4,690,508</b>	<b>97.64</b>	<b>\$5,231,488</b>	<b>97.74</b>	<b>\$5,231,488</b>	<b>97.74</b>	<b>\$0</b>	<b>0.00</b>
<b>GENERAL REVENUE</b>	<b>\$3,401,289</b>	<b>69.94</b>	<b>\$3,855,179</b>	<b>68.00</b>	<b>\$3,855,179</b>	<b>68.00</b>		<b>0.00</b>
<b>FEDERAL FUNDS</b>	<b>\$1,289,219</b>	<b>27.70</b>	<b>\$1,376,309</b>	<b>29.74</b>	<b>\$1,376,309</b>	<b>29.74</b>		<b>0.00</b>
<b>OTHER FUNDS</b>	<b>\$0</b>	<b>0.00</b>	<b>\$0</b>	<b>0.00</b>	<b>\$0</b>	<b>0.00</b>		<b>0.00</b>

# REPORT 10 - FY 2024 DEPARTMENT REQUEST

# DECISION ITEM DETAIL

Budget Unit	FY 2022	FY 2022	FY 2023	FY 2023	FY 2024	FY 2024	*****	*****
Decision Item	ACTUAL	ACTUAL	BUDGET	BUDGET	DEPT REQ	DEPT REQ	SECURED	SECURED
Budget Object Class	DOLLAR	FTE	DOLLAR	FTE	DOLLAR	FTE	COLUMN	COLUMN
<b>SIKESTON RO</b>								
<b>CORE</b>								
MISCELLANEOUS TECHNICAL	0	0.00	32,406	1.00	0	0.00	0	0.00
SPECIAL ASST OFFICIAL & ADMSTR	93,263	1.04	96,531	1.00	96,531	1.00	0	0.00
SPECIAL ASST PROFESSIONAL	10,724	0.23	417	0.00	0	0.00	0	0.00
ADMINISTRATIVE SUPPORT CLERK	107,732	4.00	95,185	3.00	127,591	4.00	0	0.00
ADMIN SUPPORT ASSISTANT	55,465	1.79	74,673	2.00	39,314	1.00	0	0.00
LEAD ADMIN SUPPORT ASSISTANT	7,367	0.21	0	0.00	35,359	1.00	0	0.00
ADMINISTRATIVE MANAGER	100,601	1.58	142,155	2.57	77,806	1.57	0	0.00
PROGRAM SPECIALIST	154	0.00	0	0.00	0	0.00	0	0.00
REGISTERED NURSE	175,766	3.00	194,598	3.00	194,598	3.00	0	0.00
QUALITY IMPROVEMENT SPECIALIST	94,700	2.00	131,756	1.85	131,756	1.85	0	0.00
QUALITY IMPROVEMENT MANAGER	56,867	1.00	43,377	1.15	43,377	1.15	0	0.00
TREATMENT MANAGER	79,317	1.24	66,349	1.00	130,698	2.00	0	0.00
CUSTODIAL WORKER	25,957	1.00	30,226	1.00	30,226	1.00	0	0.00
ACCOUNTS ASSISTANT	28,921	1.00	30,757	1.00	31,556	1.00	0	0.00
SENIOR ACCOUNTS ASSISTANT	68,254	2.00	64,551	2.00	64,551	2.00	0	0.00
HUMAN RESOURCES ASSISTANT	0	0.00	382	0.00	0	0.00	0	0.00
HUMAN RESOURCES GENERALIST	34,997	1.00	38,541	1.00	38,541	1.00	0	0.00
BENEFIT PROGRAM SPECIALIST	99,592	3.00	105,103	3.00	105,103	3.00	0	0.00
DEVLP DISABILITY SERVICE ASSOC	372,346	8.83	377,099	9.00	377,099	9.00	0	0.00
DEVLP DISABILITY SERVICE SPEC	320,118	6.87	406,221	8.10	406,221	7.00	0	0.00
DEVLP DISABILITY SERVICE SPV	304,255	6.00	332,379	6.90	332,379	8.00	0	0.00
<b>TOTAL - PS</b>	<b>2,036,396</b>	<b>45.79</b>	<b>2,262,706</b>	<b>48.57</b>	<b>2,262,706</b>	<b>48.57</b>	<b>0</b>	<b>0.00</b>
TRAVEL, IN-STATE	4,886	0.00	22,413	0.00	22,413	0.00	0	0.00
FUEL & UTILITIES	0	0.00	401	0.00	401	0.00	0	0.00
SUPPLIES	32,067	0.00	47,189	0.00	47,189	0.00	0	0.00
PROFESSIONAL DEVELOPMENT	0	0.00	4,483	0.00	4,483	0.00	0	0.00
COMMUNICATION SERV & SUPP	27,769	0.00	34,225	0.00	34,225	0.00	0	0.00
PROFESSIONAL SERVICES	48,210	0.00	2,332	0.00	2,332	0.00	0	0.00
HOUSEKEEPING & JANITORIAL SERV	5,186	0.00	17,584	0.00	17,584	0.00	0	0.00
M&R SERVICES	5,741	0.00	10,098	0.00	10,098	0.00	0	0.00
MOTORIZED EQUIPMENT	0	0.00	200	0.00	200	0.00	0	0.00
OFFICE EQUIPMENT	6,038	0.00	4,955	0.00	4,955	0.00	0	0.00

REPORT 10 - FY 2024 DEPARTMENT REQUEST

DECISION ITEM DETAIL

Budget Unit	FY 2022	FY 2022	FY 2023	FY 2023	FY 2024	FY 2024	*****	*****
Decision Item	ACTUAL	ACTUAL	BUDGET	BUDGET	DEPT REQ	DEPT REQ	SECURED	SECURED
Budget Object Class	DOLLAR	FTE	DOLLAR	FTE	DOLLAR	FTE	COLUMN	COLUMN
SIKESTON RO								
CORE								
OTHER EQUIPMENT	2,844	0.00	3,516	0.00	3,516	0.00	0	0.00
PROPERTY & IMPROVEMENTS	0	0.00	525	0.00	525	0.00	0	0.00
BUILDING LEASE PAYMENTS	0	0.00	150	0.00	150	0.00	0	0.00
EQUIPMENT RENTALS & LEASES	2,106	0.00	3,335	0.00	3,335	0.00	0	0.00
MISCELLANEOUS EXPENSES	3,281	0.00	4,805	0.00	4,805	0.00	0	0.00
TOTAL - EE	138,128	0.00	156,211	0.00	156,211	0.00	0	0.00
GRAND TOTAL	\$2,174,524	45.79	\$2,418,917	48.57	\$2,418,917	48.57	\$0	0.00
GENERAL REVENUE	\$1,922,018	40.71	\$2,143,760	41.82	\$2,143,760	41.82		0.00
FEDERAL FUNDS	\$252,506	5.08	\$275,157	6.75	\$275,157	6.75		0.00
OTHER FUNDS	\$0	0.00	\$0	0.00	\$0	0.00		0.00



REPORT 10 - FY 2024 DEPARTMENT REQUEST

DECISION ITEM DETAIL

Budget Unit	FY 2022	FY 2022	FY 2023	FY 2023	FY 2024	FY 2024	*****	*****
Decision Item	ACTUAL	ACTUAL	BUDGET	BUDGET	DEPT REQ	DEPT REQ	SECURED	SECURED
Budget Object Class	DOLLAR	FTE	DOLLAR	FTE	DOLLAR	FTE	COLUMN	COLUMN
SIKESTON RO								
State Operated Facility Moving - 1650016								
PROFESSIONAL SERVICES	0	0.00	0	0.00	27,825	0.00	0	0.00
OTHER EQUIPMENT	0	0.00	0	0.00	8,000	0.00	0	0.00
TOTAL - EE	0	0.00	0	0.00	35,825	0.00	0	0.00
GRAND TOTAL	\$0	0.00	\$0	0.00	\$35,825	0.00	\$0	0.00
GENERAL REVENUE	\$0	0.00	\$0	0.00	\$35,825	0.00		0.00
FEDERAL FUNDS	\$0	0.00	\$0	0.00	\$0	0.00		0.00
OTHER FUNDS	\$0	0.00	\$0	0.00	\$0	0.00		0.00

# REPORT 10 - FY 2024 DEPARTMENT REQUEST

# DECISION ITEM DETAIL

Budget Unit	FY 2022	FY 2022	FY 2023	FY 2023	FY 2024	FY 2024	*****	*****
Decision Item	ACTUAL	ACTUAL	BUDGET	BUDGET	DEPT REQ	DEPT REQ	SECURED	SECURED
Budget Object Class	DOLLAR	FTE	DOLLAR	FTE	DOLLAR	FTE	COLUMN	COLUMN
<b>SPRINGFIELD RO</b>								
<b>CORE</b>								
DESIGNATED PRINCIPAL ASST DIV	82,307	0.81	86,379	0.82	0	0.00	0	0.00
MISCELLANEOUS TECHNICAL	0	0.00	5	0.00	0	0.00	0	0.00
SPECIAL ASST OFFICIAL & ADMSTR	101,193	1.13	109,570	1.00	98,771	1.00	0	0.00
SPECIAL ASST PROFESSIONAL	13,569	0.29	0	0.00	0	0.00	0	0.00
ADMINISTRATIVE SUPPORT CLERK	43,442	1.59	66,128	2.00	66,128	2.00	0	0.00
ADMIN SUPPORT ASSISTANT	60,890	2.05	67,047	2.00	67,047	2.00	0	0.00
LEAD ADMIN SUPPORT ASSISTANT	62,451	1.75	83,865	2.00	83,865	2.00	0	0.00
ADMINISTRATIVE MANAGER	57,370	0.88	69,288	1.00	69,288	1.00	0	0.00
REGISTERED NURSE	234,176	4.04	271,222	5.50	271,222	5.00	0	0.00
REGISTERED NURSE SPEC/SPV	62,127	1.00	60,596	1.00	60,596	1.00	0	0.00
NURSE MANAGER	60,465	0.67	63,300	1.00	63,300	0.67	0	0.00
QUALITY IMPROVEMENT SPECIALIST	94,700	2.00	147,234	2.75	147,234	2.75	0	0.00
QUALITY IMPROVEMENT MANAGER	50,377	1.00	61,152	1.04	61,152	1.00	0	0.00
SUPPORT CARE PROFESSIONAL	0	0.00	1,040	0.00	0	0.00	0	0.00
TREATMENT MANAGER	115,148	1.80	134,133	2.00	134,133	2.00	0	0.00
CUSTODIAL WORKER	27,751	1.00	32,827	1.00	32,827	1.00	0	0.00
ACCOUNTS ASSISTANT	53,069	1.84	62,621	2.00	62,621	2.00	0	0.00
SENIOR ACCOUNTS ASSISTANT	75,631	2.00	80,919	2.00	80,919	2.00	0	0.00
ACCOUNTS SUPERVISOR	45,104	1.00	48,256	1.00	48,256	1.00	0	0.00
HUMAN RESOURCES SPECIALIST	47,009	0.89	56,284	1.00	56,284	1.00	0	0.00
BENEFIT PROGRAM SPECIALIST	66,074	2.00	72,480	2.00	72,480	2.00	0	0.00
DEVLP DISABILITY SERVICE ASSOC	412,298	9.75	248,666	8.00	338,666	9.71	0	0.00
DEVLP DISABILITY SERVICE SPEC	315,554	6.77	418,942	10.00	418,942	10.00	0	0.00
DEVLP DISABILITY SERVICE SPV	367,051	7.33	567,061	11.02	575,284	11.00	0	0.00
SOCIAL SERVICES SPECIALIST	6,901	0.17	0	0.00	0	0.00	0	0.00
SR SOCIAL SERVICES SPECIALIST	12,129	0.25	0	0.00	0	0.00	0	0.00
<b>TOTAL - PS</b>	<b>2,466,786</b>	<b>52.01</b>	<b>2,809,015</b>	<b>60.13</b>	<b>2,809,015</b>	<b>60.13</b>	<b>0</b>	<b>0.00</b>
TRAVEL, IN-STATE	1,122	0.00	7,753	0.00	13,753	0.00	0	0.00
SUPPLIES	28,258	0.00	41,922	0.00	41,922	0.00	0	0.00
PROFESSIONAL DEVELOPMENT	624	0.00	1,050	0.00	1,050	0.00	0	0.00
COMMUNICATION SERV & SUPP	46,830	0.00	43,603	0.00	43,603	0.00	0	0.00
PROFESSIONAL SERVICES	44,177	0.00	27,616	0.00	27,616	0.00	0	0.00

REPORT 10 - FY 2024 DEPARTMENT REQUEST

DECISION ITEM DETAIL

Budget Unit	FY 2022	FY 2022	FY 2023	FY 2023	FY 2024	FY 2024	*****	*****
Decision Item	ACTUAL	ACTUAL	BUDGET	BUDGET	DEPT REQ	DEPT REQ	SECURED	SECURED
Budget Object Class	DOLLAR	FTE	DOLLAR	FTE	DOLLAR	FTE	COLUMN	COLUMN
SPRINGFIELD RO								
CORE								
HOUSEKEEPING & JANITORIAL SERV	23,988	0.00	28,350	0.00	28,350	0.00	0	0.00
M&R SERVICES	6,392	0.00	10,480	0.00	10,480	0.00	0	0.00
MOTORIZED EQUIPMENT	0	0.00	17,100	0.00	17,100	0.00	0	0.00
OFFICE EQUIPMENT	0	0.00	6,915	0.00	400	0.00	0	0.00
OTHER EQUIPMENT	2,294	0.00	855	0.00	855	0.00	0	0.00
EQUIPMENT RENTALS & LEASES	4,471	0.00	8,292	0.00	8,807	0.00	0	0.00
MISCELLANEOUS EXPENSES	4,732	0.00	15,477	0.00	15,477	0.00	0	0.00
TOTAL - EE	162,888	0.00	209,413	0.00	209,413	0.00	0	0.00
GRAND TOTAL	\$2,629,674	52.01	\$3,018,428	60.13	\$3,018,428	60.13	\$0	0.00
GENERAL REVENUE	\$2,318,517	46.84	\$2,589,941	48.38	\$2,589,941	48.38		0.00
FEDERAL FUNDS	\$311,157	5.17	\$428,487	11.75	\$428,487	11.75		0.00
OTHER FUNDS	\$0	0.00	\$0	0.00	\$0	0.00		0.00

## REPORT 10 - FY 2024 DEPARTMENT REQUEST

## DECISION ITEM DETAIL

Budget Unit	FY 2022	FY 2022	FY 2023	FY 2023	FY 2024	FY 2024	*****	*****
Decision Item	ACTUAL	ACTUAL	BUDGET	BUDGET	DEPT REQ	DEPT REQ	SECURED	SECURED
Budget Object Class	DOLLAR	FTE	DOLLAR	FTE	DOLLAR	FTE	COLUMN	COLUMN
<b>ST LOUIS RO</b>								
<b>CORE</b>								
DESIGNATED PRINCIPAL ASST DIV	100,375	1.00	116,958	1.00	105,958	1.00	0	0.00
OFFICE WORKER MISCELLANEOUS	9,129	0.35	20,746	0.61	13,950	0.50	0	0.00
RECEPTIONIST	18,617	0.70	47,335	1.00	16,110	0.49	0	0.00
MISCELLANEOUS TECHNICAL	21,639	0.23	27,854	0.50	27,854	0.50	0	0.00
MISCELLANEOUS PROFESSIONAL	29,453	0.99	51,160	1.49	34,164	1.00	0	0.00
MEDICAL ADMINISTRATOR	47,216	0.16	50,454	0.16	3,454	0.01	0	0.00
SPECIAL ASST OFFICIAL & ADMSTR	212,552	2.25	226,822	2.50	246,018	2.52	0	0.00
SPECIAL ASST PROFESSIONAL	2,471	0.05	0	0.00	46,496	0.75	0	0.00
SPECIAL ASST OFFICE & CLERICAL	0	0.00	220	0.00	220	0.00	0	0.00
REGISTERED NURSE	3,797	0.06	0	0.00	0	0.00	0	0.00
ADMINISTRATIVE SUPPORT CLERK	322,366	11.86	551,679	17.00	30,020	1.00	0	0.00
ADMIN SUPPORT ASSISTANT	161,010	5.44	249,058	7.00	713,489	22.00	0	0.00
LEAD ADMIN SUPPORT ASSISTANT	105,486	3.00	130,230	3.00	110,230	3.00	0	0.00
ADMINISTRATIVE MANAGER	134,948	2.03	159,938	2.00	144,938	2.00	0	0.00
SENIOR PROGRAM SPECIALIST	42,190	0.84	0	0.00	50,659	0.63	0	0.00
ASSOC RESEARCH/DATA ANALYST	25,009	0.54	50,565	1.00	0	0.00	0	0.00
BEHAVIOR ANALYST	72,622	1.00	81,583	1.00	76,583	1.00	0	0.00
REGISTERED NURSE	582,485	9.76	605,841	10.50	643,363	12.35	0	0.00
REGISTERED NURSE SPEC/SPV	60,834	1.00	67,121	1.00	60,834	1.00	0	0.00
NURSE MANAGER	71,787	1.00	87,818	1.00	75,318	1.00	0	0.00
QUALITY IMPROVEMENT SPECIALIST	267,466	5.49	379,283	7.00	249,993	5.00	0	0.00
QUALITY IMPROVEMENT MANAGER	106,626	1.74	152,126	1.99	188,131	3.00	0	0.00
TREATMENT MANAGER	193,820	3.00	205,290	3.00	205,290	3.00	0	0.00
SR STAFF DEV TRAINING SPEC	100,075	2.00	110,678	2.00	110,678	2.00	0	0.00
STAFF DEVELOPMENT TRAINING MGR	71,787	1.00	0	0.00	71,787	1.00	0	0.00
ACCOUNTS ASSISTANT	242,782	8.26	316,417	9.00	316,417	9.00	0	0.00
SENIOR ACCOUNTS ASSISTANT	109,872	3.00	149,615	4.00	149,615	3.00	0	0.00
ACCOUNTS SUPERVISOR	124,922	3.03	109,458	3.00	172,924	4.00	0	0.00
HUMAN RESOURCES ASSISTANT	22,196	0.71	41,099	1.00	41,099	1.00	0	0.00
HUMAN RESOURCES GENERALIST	27,347	0.79	43,044	1.00	43,044	1.00	0	0.00
HUMAN RESOURCES SPECIALIST	41,117	0.79	62,750	1.00	55,000	1.00	0	0.00
BENEFIT PROGRAM SPECIALIST	90,547	2.75	121,457	3.00	121,457	3.00	0	0.00

# REPORT 10 - FY 2024 DEPARTMENT REQUEST

# DECISION ITEM DETAIL

Budget Unit	FY 2022	FY 2022	FY 2023	FY 2023	FY 2024	FY 2024	*****	*****
Decision Item	ACTUAL	ACTUAL	BUDGET	BUDGET	DEPT REQ	DEPT REQ	SECURED	SECURED
Budget Object Class	DOLLAR	FTE	DOLLAR	FTE	DOLLAR	FTE	COLUMN	COLUMN
<b>ST LOUIS RO</b>								
<b>CORE</b>								
DEVLP DISABILITY SERVICE ASSOC	935,588	22.72	938,960	24.75	938,960	24.75	0	0.00
DEVLP DISABILITY SERVICE SPEC	637,935	13.60	653,757	14.00	695,757	14.00	0	0.00
DEVLP DISABILITY SERVICE SPV	622,514	12.41	858,547	15.50	908,053	15.50	0	0.00
SOCIAL SVCS UNIT SUPERVISOR	5,990	0.11	0	0.00	0	0.00	0	0.00
<b>TOTAL - PS</b>	<b>5,624,570</b>	<b>123.66</b>	<b>6,667,863</b>	<b>141.00</b>	<b>6,667,863</b>	<b>141.00</b>	<b>0</b>	<b>0.00</b>
TRAVEL, IN-STATE	32,095	0.00	127,365	0.00	131,876	0.00	0	0.00
FUEL & UTILITIES	0	0.00	650	0.00	1,650	0.00	0	0.00
SUPPLIES	135,476	0.00	162,458	0.00	162,458	0.00	0	0.00
PROFESSIONAL DEVELOPMENT	1,676	0.00	25,331	0.00	25,331	0.00	0	0.00
COMMUNICATION SERV & SUPP	123,592	0.00	113,070	0.00	113,070	0.00	0	0.00
PROFESSIONAL SERVICES	29,165	0.00	32,115	0.00	32,115	0.00	0	0.00
HOUSEKEEPING & JANITORIAL SERV	26,267	0.00	34,113	0.00	34,113	0.00	0	0.00
M&R SERVICES	22,160	0.00	44,718	0.00	44,718	0.00	0	0.00
MOTORIZED EQUIPMENT	0	0.00	500	0.00	23,000	0.00	0	0.00
OFFICE EQUIPMENT	10,154	0.00	12,799	0.00	12,799	0.00	0	0.00
OTHER EQUIPMENT	15,826	0.00	17,553	0.00	17,553	0.00	0	0.00
PROPERTY & IMPROVEMENTS	0	0.00	27,505	0.00	0	0.00	0	0.00
BUILDING LEASE PAYMENTS	0	0.00	506	0.00	0	0.00	0	0.00
EQUIPMENT RENTALS & LEASES	4,623	0.00	9,434	0.00	9,434	0.00	0	0.00
MISCELLANEOUS EXPENSES	13,564	0.00	21,232	0.00	21,232	0.00	0	0.00
<b>TOTAL - EE</b>	<b>414,598</b>	<b>0.00</b>	<b>629,349</b>	<b>0.00</b>	<b>629,349</b>	<b>0.00</b>	<b>0</b>	<b>0.00</b>
REFUNDS	44,620	0.00	0	0.00	0	0.00	0	0.00
<b>TOTAL - PD</b>	<b>44,620</b>	<b>0.00</b>	<b>0</b>	<b>0.00</b>	<b>0</b>	<b>0.00</b>	<b>0</b>	<b>0.00</b>
<b>GRAND TOTAL</b>	<b>\$6,083,788</b>	<b>123.66</b>	<b>\$7,297,212</b>	<b>141.00</b>	<b>\$7,297,212</b>	<b>141.00</b>	<b>\$0</b>	<b>0.00</b>
<b>GENERAL REVENUE</b>	<b>\$5,255,837</b>	<b>110.25</b>	<b>\$5,946,208</b>	<b>113.25</b>	<b>\$5,946,208</b>	<b>113.25</b>		<b>0.00</b>
<b>FEDERAL FUNDS</b>	<b>\$827,951</b>	<b>13.41</b>	<b>\$1,351,004</b>	<b>27.75</b>	<b>\$1,351,004</b>	<b>27.75</b>		<b>0.00</b>
<b>OTHER FUNDS</b>	<b>\$0</b>	<b>0.00</b>	<b>\$0</b>	<b>0.00</b>	<b>\$0</b>	<b>0.00</b>		<b>0.00</b>

## PROGRAM DESCRIPTION

**Department:** Mental Health

**HB Section(s):** 10.500, 10.505, 10.510, 10.515, 10.520

**Program Name:** DD Regional Offices

**Program is found in the following core budget(s):** DD Regional Offices

### 1a. What strategic priority does this program address?

Strengthen and integrate community services which support the increase of employment, behavioral supports, and technology to increase independence and self-sufficiency of Missourians with developmental disabilities.

### 1b. What does this program do?

The Division of Developmental Disabilities (DD) is required to identify, assess, determine eligibility, and enroll individuals with developmental disabilities who present to the Division of DD system. The Division of DD currently operates five regional offices (Columbia, Kansas City, Sikeston, Springfield, and St. Louis), along with six satellite offices (Albany, Hannibal, Joplin, Kirksville, Poplar Bluff, and Rolla).

The regional offices perform intake activities which help to determine if individuals are eligible for services. This initial eligibility determination must be completed within thirty days of the application for service. After an individual is found eligible, they are referred to a support coordination agency or are directed to resources provided by the state or local county, depending upon eligibility. For individuals eligible for case management, a support coordinator works with the individual and family to identify the services or supports that are needed. These services and supports are documented in a person-centered plan. The plan describes what is needed, how the service/support will be obtained and delivered, and the method by which the effectiveness of the service or support will be measured. When developing and implementing individual plans, the regional office staff strive to meet individual's needs in the least restrictive environment possible, typically in or near the individual's home. This program promotes the increase of employment, behavioral and technology services and supports to increase independence and self-sufficiency for individuals with developmental disabilities.

Regional offices also develop and support the contract providers who deliver the majority of services in an individual's plan. The offices must continually develop new contracts, train providers, and monitor the services provided. Regional offices pre-authorize all services purchased, and are the entry point for all services billed to Division of DD.

Regional office budgets contain funding to support all regional office staff, excluding support coordination. Regional office staff include business office, behavior resource, provider relations, quality programs, nursing oversight, intake and assessment, utilization review, Targeted Case Management (TCM) technical assistance, community living and inquiry coordination, and self-directed support. Funding for support coordinators is contained in the Community Support Staff house bill section, and is allocated to the appropriate regional office. Funding for county and not-for-profit support coordination is in the Community Programs house bill section.

## PROGRAM DESCRIPTION

**Department: Mental Health**

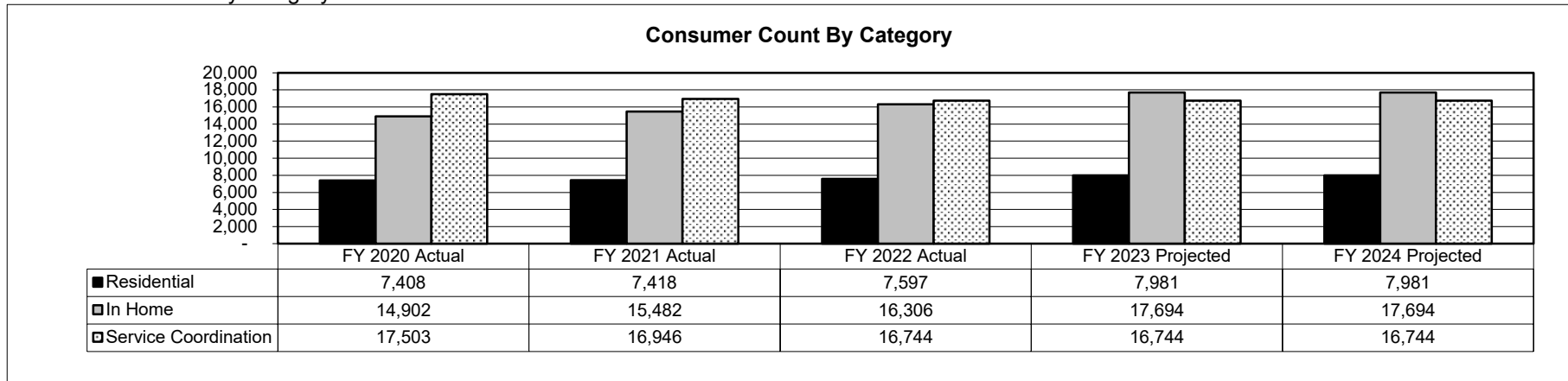
**HB Section(s): 10.500, 10.505, 10.510, 10.515, 10.520**

**Program Name: DD Regional Offices**

**Program is found in the following core budget(s): DD Regional Offices**

### 2a. Provide an activity measure(s) for the program.

#### ■ Consumer count by category.



#### ■ Consumer count by category, by Regional/Satellite Office:

	Support Coordination and Information Support			
<b>FY 2022 (Caseload as of 6/30/22)</b>	<b>Residential</b>	<b>In Home</b>	<b>Support</b>	<b>Total</b>
Kansas City Regional Office	1,555	2,671	2,350	6,576
Albany Satellite Office	379	446	402	1,227
Central Missouri Regional Office	1,104	2,356	1,070	4,530
Rolla Satellite Office	448	1,219	970	2,637
Kirksville Satellite Office	122	344	449	915
Springfield Regional Office	744	2,016	1,378	4,138
Joplin Satellite Office	468	1,109	728	2,305
Sikeston Regional Office	395	930	310	1,635
Poplar Bluff Satellite Office	379	650	156	1,185
St Louis Regional Office	1,686	4,097	8,236	14,019
Hannibal Satellite Office	317	468	695	1,480
	7,597	16,306	16,744	40,647

## PROGRAM DESCRIPTION

Department: Mental Health

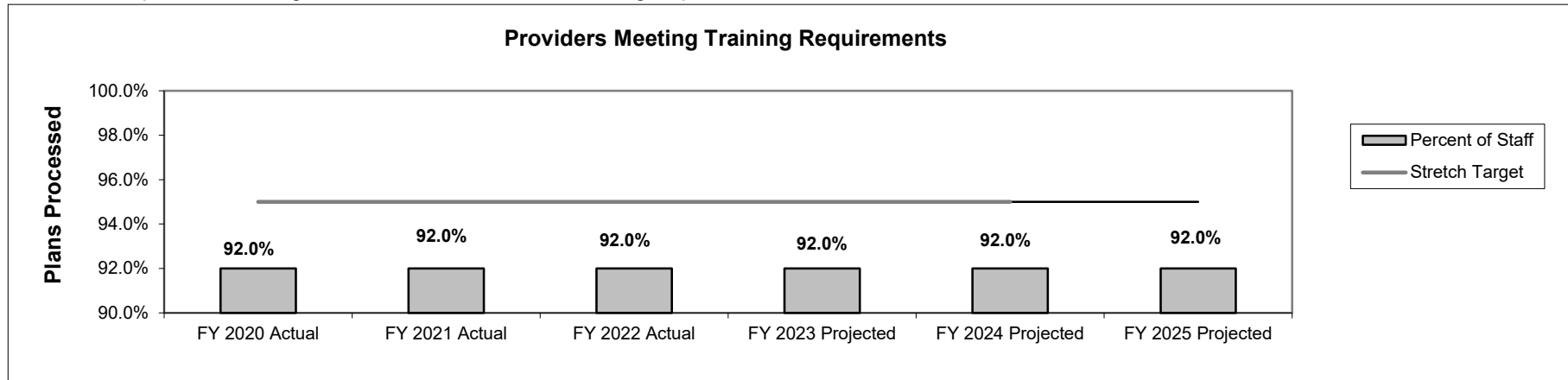
HB Section(s): 10.500, 10.505, 10.510, 10.515, 10.520

Program Name: DD Regional Offices

Program is found in the following core budget(s): DD Regional Offices

### 2b. Provide a measure(s) of the program's quality.

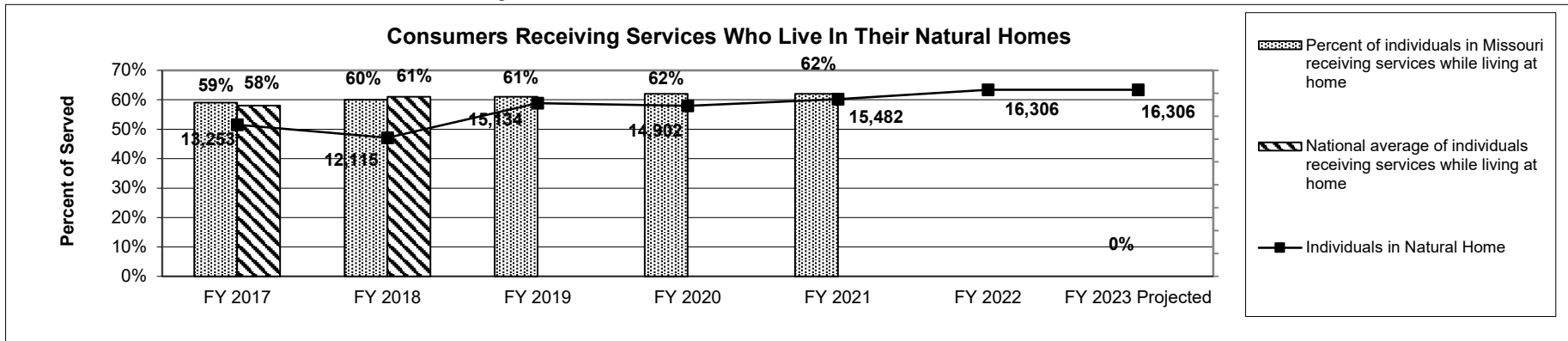
- Percent of provider training records reviewed that met training requirements.



NOTE: Ability to meet the projected percent in FY 2021-FY 2023 may be impacted due to reliance on the ability for staff to collect and access paper documentation (performance measure source) during the COVID-19 public health emergency.

### 2c. Provide a measure(s) of the program's impact.

- To increase the number of individuals receiving services who live in their natural home.



Note: The Percent of Total Served is based on the Residential Information Services Project (RISP). RISP data for 2019 - 2022 is not yet available. More consumers are receiving services in their homes enabling them to fully be included in all aspects of home, school and community life.



## PROGRAM DESCRIPTION

**Department:** Mental Health

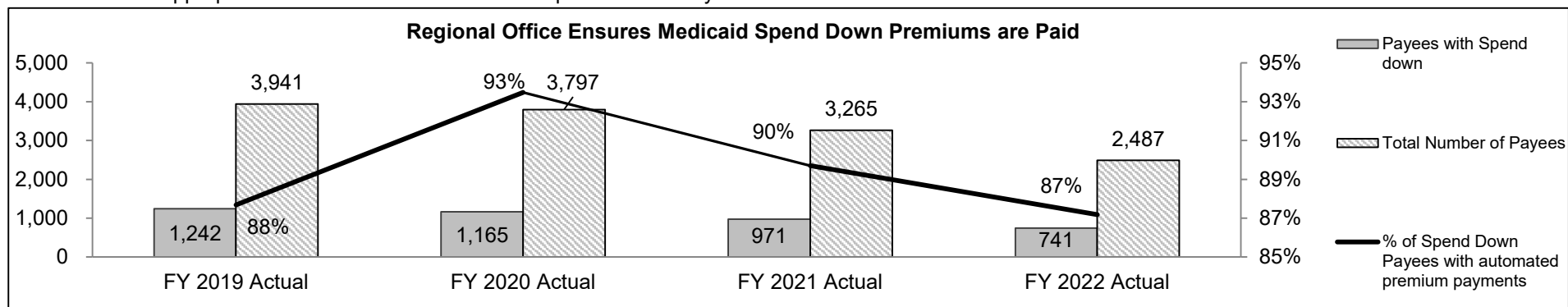
**HB Section(s):** 10.500, 10.505, 10.510, 10.515, 10.520

**Program Name:** DD Regional Offices

**Program is found in the following core budget(s):** DD Regional Offices

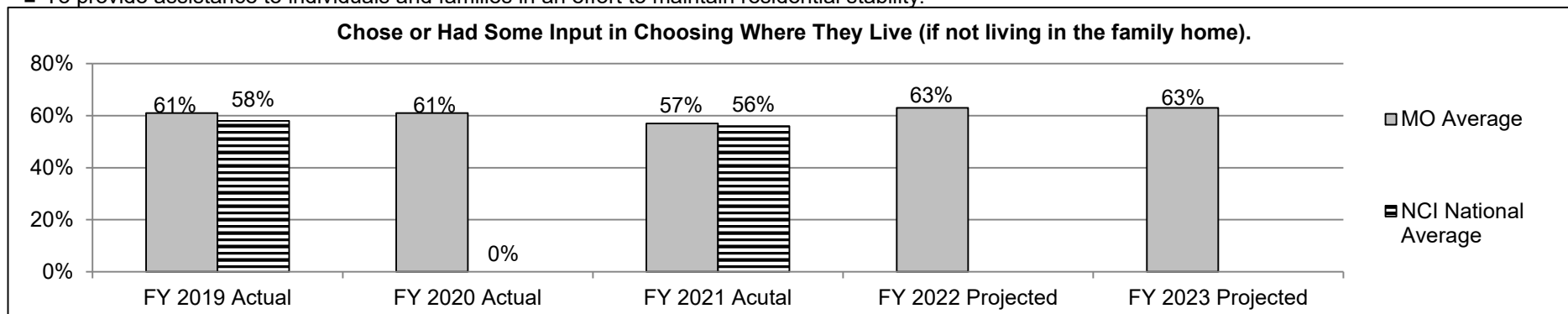
### 2c. Provide a measure(s) of the program's impact. (Continued)

- To maintain appropriate level of asset balances for Representative Payees.



Note: Regional offices serve as representative payee of social security benefits for individuals not able to manage their funds. The "Pay In" process ensures that individuals who owe a share of their Medicaid costs due to their assets or income can maintain eligibility by paying a monthly premium to cover their share.

- To provide assistance to individuals and families in an effort to maintain residential stability.



Note: Based on National Core Indicator (NCI) survey results. The NCI is a voluntary effort by public developmental disabilities agencies to measure and track their own performance. Overall, Missouri conducts 403 Adult In-Person Surveys (formerly the Adult Consumer Survey) every year. In FY20, surveying was abbreviated due to the COVID-19 pandemic and national results were not published. When surveying stopped, MO had 227 completed surveys. Surveying resumed to normal protocols in FY21. 402 surveys were completed in MO and 19,991 surveys were completed nationally. Data reflected has been risk-adjusted to account for state differences.

## PROGRAM DESCRIPTION

**Department:** Mental Health

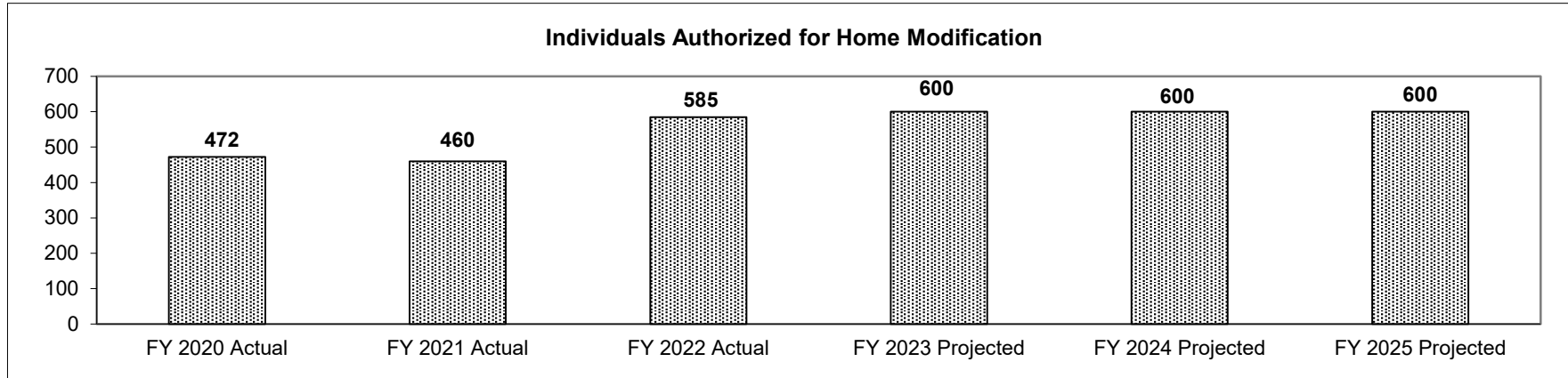
**HB Section(s):** 10.500, 10.505, 10.510, 10.515, 10.520

**Program Name:** DD Regional Offices

**Program is found in the following core budget(s):** DD Regional Offices

### 2c. Provide a measure(s) of the program's impact. (Continued)

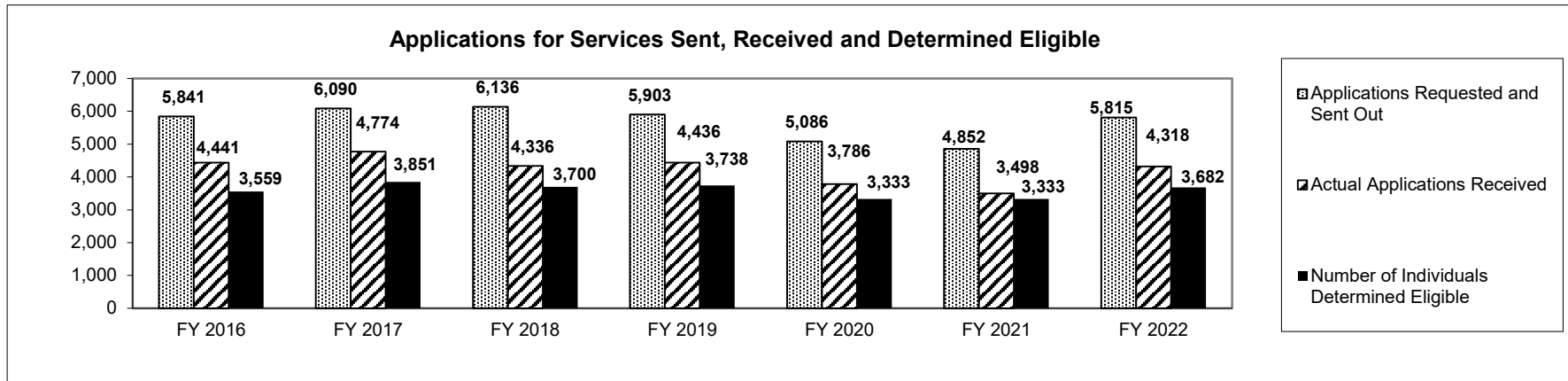
- Promote Independence and reduce reliance on paid supports by adapting homes.



Note: COVID-19 impacted the number of modifications in FY 2020 and FY 2021.

### 2d. Provide a measure(s) of the program's efficiency.

- Increase in volume of applications processed with minimal FTE growth.



## PROGRAM DESCRIPTION

**Department:** Mental Health

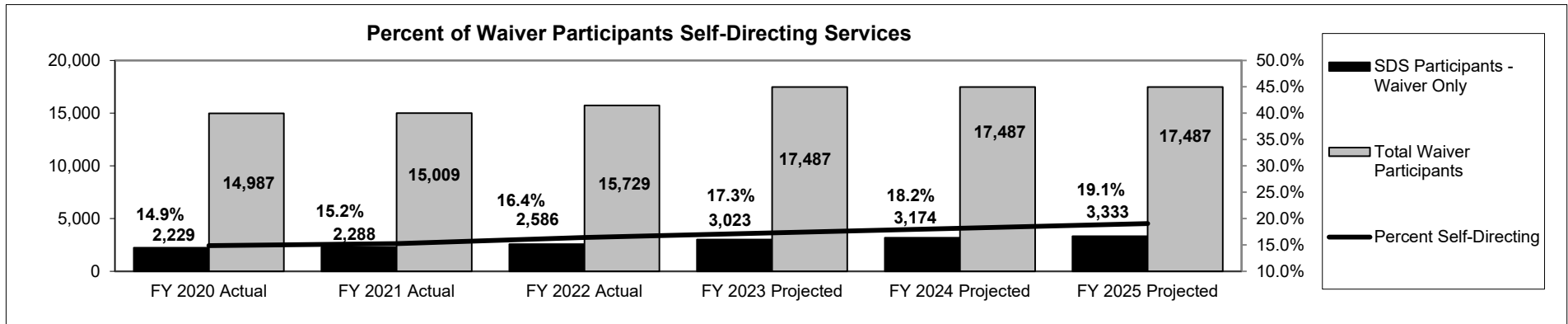
**HB Section(s):** 10.500, 10.505, 10.510, 10.515, 10.520

**Program Name:** DD Regional Offices

**Program is found in the following core budget(s):** DD Regional Offices

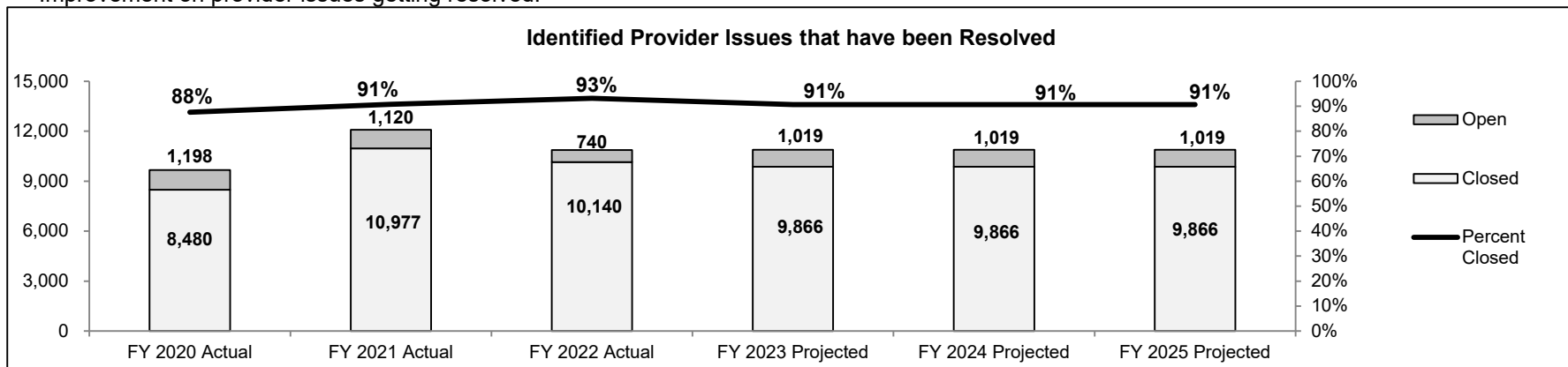
### 2d. Provide a measure(s) of the program's efficiency. (Continued)

- Percent of Waiver Participants Self-Directing their own services, thereby increasing self-sufficiency and community inclusion, and avoiding out of home placement and other segregated services.



Note: In FY 2022, Missouri had 16.44% of waiver participants self-directing services. Fourteen states report at least 10% of individuals using self-directed services, according to the NCI Adult In-Person Survey. Nine states report at least 20% being self-directed. 22 states responded to this measure.

- Improvement on provider issues getting resolved.



Source: DMH, Division of Developmental Disabilities' Integrated Quality Management Findings Database (IQMFD)

## PROGRAM DESCRIPTION

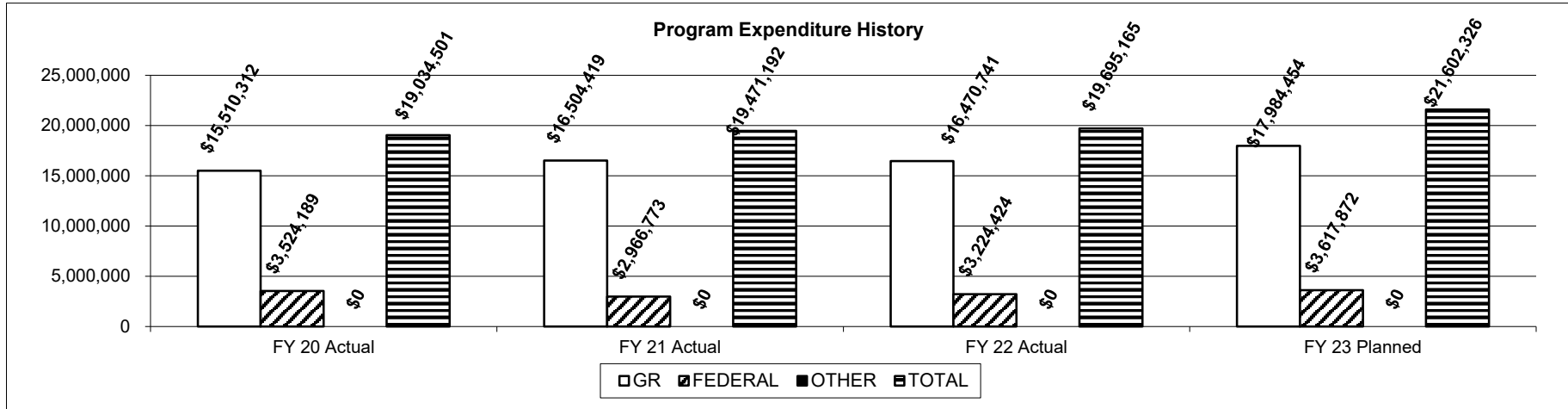
**Department:** Mental Health

**HB Section(s):** 10.500, 10.505, 10.510, 10.515, 10.520

**Program Name:** DD Regional Offices

**Program is found in the following core budget(s):** DD Regional Offices

**3. Provide actual expenditures for the prior three fiscal years and planned expenditures for the current fiscal year. (Note: Amounts do not include fringe benefit costs.)**



Note: FY 2023 Planned expenditures excludes \$500,000 potential lapse in federal authority and includes additional funds received for pay plan increases enacted in FY 2022.

**4. What are the sources of the "Other " funds?**

N/A

**5. What is the authorization for this program, i.e., federal or state statute, etc.? (Include the federal program number, if applicable.)**

Sections 633.100 through 633.160, RSMo.

**6. Are there federal matching requirements? If yes, please explain.**

The Division of DD is reimbursed the federal share of the cost of case management to MO HealthNet eligible consumers. MO HealthNet requires that the regional offices cover the state share with state funds. The Division of DD also bills Medicaid Administration for qualifying staff and is reimbursed 50% of actual cost.

**7. Is this a federally mandated program? If yes, please explain.**

No.

# **State Operated Services**



## CORE DECISION ITEM

<b>Department:</b> <u>Mental Health</u> <b>Division:</b> <u>Developmental Disabilities</u> <b>Core:</b> <u>State Operated Services</u>	<b>Budget Unit</b> <u>74415C, 74416C, 74420C, 74421C, 74427C,</u> <u>74430C, 74431C, 74435C, 74440C, 74441C</u> <b>HB Section</b> <u>10.525-10.550</u>																																																																																										
<b>1. CORE FINANCIAL SUMMARY</b>																																																																																											
<table border="1" style="width: 100%; border-collapse: collapse;"> <thead> <tr> <th></th> <th colspan="4" style="text-align: center;">FY 2024 Budget Request</th> </tr> <tr> <th></th> <th style="text-align: center;">GR</th> <th style="text-align: center;">Federal</th> <th style="text-align: center;">Other</th> <th style="text-align: center;">Total</th> </tr> </thead> <tbody> <tr> <td><b>PS</b></td> <td style="text-align: right;">39,965,031</td> <td style="text-align: right;">52,256,484</td> <td style="text-align: right;">0</td> <td style="text-align: right;">92,221,515</td> </tr> <tr> <td><b>EE</b></td> <td style="text-align: right;">2,808,345</td> <td style="text-align: right;">3,303,974</td> <td style="text-align: right;">0</td> <td style="text-align: right;">6,112,319</td> </tr> <tr> <td><b>PSD</b></td> <td style="text-align: right;">0</td> <td style="text-align: right;">0</td> <td style="text-align: right;">0</td> <td style="text-align: right;">0</td> </tr> <tr> <td><b>TRF</b></td> <td style="text-align: right;">0</td> <td style="text-align: right;">0</td> <td style="text-align: right;">0</td> <td style="text-align: right;">0</td> </tr> <tr> <td><b>Total</b></td> <td style="text-align: right;"><b>42,773,376</b></td> <td style="text-align: right;"><b>55,560,458</b></td> <td style="text-align: right;"><b>0</b></td> <td style="text-align: right;"><b>98,333,834</b></td> </tr> <tr> <td><b>FTE</b></td> <td style="text-align: right;"><b>636.09</b></td> <td style="text-align: right;"><b>1,758.79</b></td> <td style="text-align: right;"><b>0.00</b></td> <td style="text-align: right;"><b>2,394.88</b></td> </tr> </tbody> </table> <table border="1" style="width: 100%; border-collapse: collapse;"> <tr> <td style="width: 15%;"><b>Est. Fringe</b></td> <td style="width: 15%; text-align: right;">22,172,211</td> <td style="width: 15%; text-align: right;">42,014,829</td> <td style="width: 15%; text-align: right;">0</td> <td style="width: 15%; text-align: right;">64,187,040</td> </tr> </table> <p><i>Note: Fringes budgeted in House Bill 5 except for certain fringes budgeted directly to MoDOT, Highway Patrol, and Conservation.</i></p>		FY 2024 Budget Request					GR	Federal	Other	Total	<b>PS</b>	39,965,031	52,256,484	0	92,221,515	<b>EE</b>	2,808,345	3,303,974	0	6,112,319	<b>PSD</b>	0	0	0	0	<b>TRF</b>	0	0	0	0	<b>Total</b>	<b>42,773,376</b>	<b>55,560,458</b>	<b>0</b>	<b>98,333,834</b>	<b>FTE</b>	<b>636.09</b>	<b>1,758.79</b>	<b>0.00</b>	<b>2,394.88</b>	<b>Est. Fringe</b>	22,172,211	42,014,829	0	64,187,040	<table border="1" style="width: 100%; border-collapse: collapse;"> <thead> <tr> <th></th> <th colspan="4" style="text-align: center;">FY 2024 Governor's Recommendation</th> </tr> <tr> <th></th> <th style="text-align: center;">GR</th> <th style="text-align: center;">Federal</th> <th style="text-align: center;">Other</th> <th style="text-align: center;">Total</th> </tr> </thead> <tbody> <tr> <td><b>PS</b></td> <td style="text-align: right;">0</td> <td style="text-align: right;">0</td> <td style="text-align: right;">0</td> <td style="text-align: right;">0</td> </tr> <tr> <td><b>EE</b></td> <td style="text-align: right;">0</td> <td style="text-align: right;">0</td> <td style="text-align: right;">0</td> <td style="text-align: right;">0</td> </tr> <tr> <td><b>PSD</b></td> <td style="text-align: right;">0</td> <td style="text-align: right;">0</td> <td style="text-align: right;">0</td> <td style="text-align: right;">0</td> </tr> <tr> <td><b>TRF</b></td> <td style="text-align: right;">0</td> <td style="text-align: right;">0</td> <td style="text-align: right;">0</td> <td style="text-align: right;">0</td> </tr> <tr> <td><b>Total</b></td> <td style="text-align: right;"><b>0</b></td> <td style="text-align: right;"><b>0</b></td> <td style="text-align: right;"><b>0</b></td> <td style="text-align: right;"><b>0</b></td> </tr> <tr> <td><b>FTE</b></td> <td style="text-align: right;"><b>0.00</b></td> <td style="text-align: right;"><b>0.00</b></td> <td style="text-align: right;"><b>0.00</b></td> <td style="text-align: right;"><b>0.00</b></td> </tr> </tbody> </table> <table border="1" style="width: 100%; border-collapse: collapse;"> <tr> <td style="width: 15%;"><b>Est. Fringe</b></td> <td style="width: 15%; text-align: right;">0</td> <td style="width: 15%; text-align: right;">0</td> <td style="width: 15%; text-align: right;">0</td> <td style="width: 15%; text-align: right;">0</td> </tr> </table> <p><i>Note: Fringes budgeted in House Bill 5 except for certain fringes budgeted directly to MoDOT, Highway Patrol, and Conservation.</i></p>		FY 2024 Governor's Recommendation					GR	Federal	Other	Total	<b>PS</b>	0	0	0	0	<b>EE</b>	0	0	0	0	<b>PSD</b>	0	0	0	0	<b>TRF</b>	0	0	0	0	<b>Total</b>	<b>0</b>	<b>0</b>	<b>0</b>	<b>0</b>	<b>FTE</b>	<b>0.00</b>	<b>0.00</b>	<b>0.00</b>	<b>0.00</b>	<b>Est. Fringe</b>	0	0	0	0
	FY 2024 Budget Request																																																																																										
	GR	Federal	Other	Total																																																																																							
<b>PS</b>	39,965,031	52,256,484	0	92,221,515																																																																																							
<b>EE</b>	2,808,345	3,303,974	0	6,112,319																																																																																							
<b>PSD</b>	0	0	0	0																																																																																							
<b>TRF</b>	0	0	0	0																																																																																							
<b>Total</b>	<b>42,773,376</b>	<b>55,560,458</b>	<b>0</b>	<b>98,333,834</b>																																																																																							
<b>FTE</b>	<b>636.09</b>	<b>1,758.79</b>	<b>0.00</b>	<b>2,394.88</b>																																																																																							
<b>Est. Fringe</b>	22,172,211	42,014,829	0	64,187,040																																																																																							
	FY 2024 Governor's Recommendation																																																																																										
	GR	Federal	Other	Total																																																																																							
<b>PS</b>	0	0	0	0																																																																																							
<b>EE</b>	0	0	0	0																																																																																							
<b>PSD</b>	0	0	0	0																																																																																							
<b>TRF</b>	0	0	0	0																																																																																							
<b>Total</b>	<b>0</b>	<b>0</b>	<b>0</b>	<b>0</b>																																																																																							
<b>FTE</b>	<b>0.00</b>	<b>0.00</b>	<b>0.00</b>	<b>0.00</b>																																																																																							
<b>Est. Fringe</b>	0	0	0	0																																																																																							
Other Funds: None.	Other Funds:																																																																																										
<b>2. CORE DESCRIPTION</b>																																																																																											
<p>The Division of Developmental Disabilities (DD) operates habilitation centers that provide services in an Intermediate Care Facility for Individuals with Intellectual Disabilities (ICF/IID). As a part of the services system for persons with developmental disabilities, the habilitation centers (Bellefontaine, Higginsville, St. Louis Developmental Disabilities Treatment Center, and Southeast Missouri Residential Services) continue to provide ICF/IID level of care in a structured environment for approximately 248 individuals on their campuses. The primary mission of these facilities is to provide active treatment and habilitation in an ICF/IID residential setting. This often demands intensive seven-days-a-week active treatment under close professional supervision in an environment conducive to each individual's development. The Division of DD also operates MO HealthNet Waiver ISL's (Individualized Supported Living) and group homes to support approximately 182 persons. State-operated ISL's and group homes in the community have been used to effectively transition individuals from the facility to community settings. Habilitation centers also provide statewide crisis beds to help support individuals in need of short term crisis/evaluation services.</p>																																																																																											
<b>3. PROGRAM LISTING (list programs included in this core funding)</b>																																																																																											
State Operated Services																																																																																											

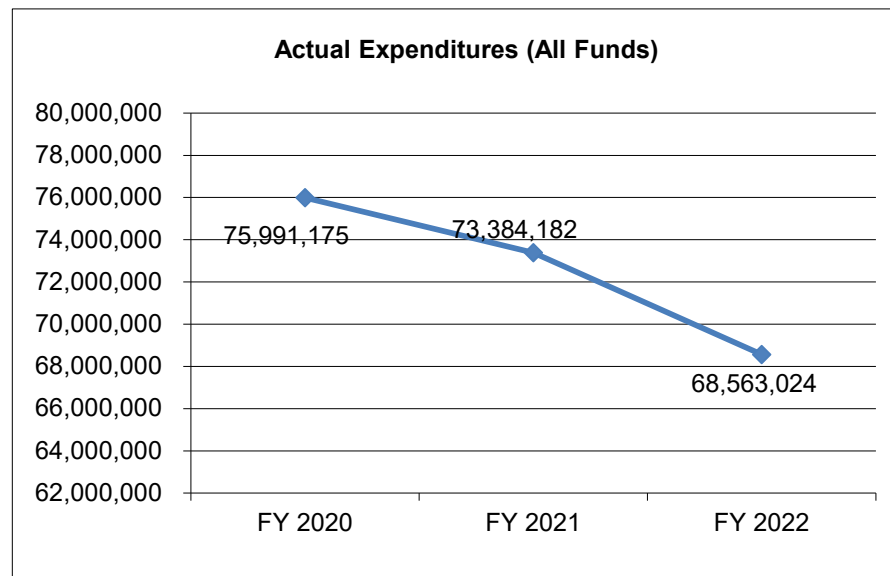
# **CORE DECISION ITEM**

**Department:** Mental Health  
**Division:** Developmental Disabilities  
**Core:** State Operated Services

**Budget Unit** 74415C, 74416C, 74420C, 74421C, 74427C,  
74430C, 74431C, 74435C, 74440C, 74441C  
**HB Section** 10.525-10.550

## **4. FINANCIAL HISTORY**

	FY 2020 Actual	FY 2021 Actual	FY 2022 Actual	FY 2023 Current Yr.
Appropriation (All Funds)	85,657,346	86,648,433	87,702,122	98,333,834
Less Reverted (All Funds)	(836,741)	(289,588)	(892,106)	(1,205,249)
Less Restricted (All Funds)*	0	0	0	0
Budget Authority (All Funds)	84,820,605	86,358,845	86,810,016	97,128,585
Actual Expenditures (All Funds)	75,991,175	73,384,182	68,563,024	N/A
Unexpended (All Funds)	8,829,430	12,974,663	18,246,992	N/A
Unexpended, by Fund:				
General Revenue	498,260	3,862	81,457	N/A
Federal	8,331,170	12,970,801	18,165,535	N/A
Other	0			N/A
	(1), (2)	(1), (3)	(1), (4)	(5)



\*Current Year restricted amount is as of August 1, 2022.

Reverted includes the statutory three-percent reserve amount (when applicable).

Restricted includes any Governor's Expenditure Restrictions which remained at the end of the fiscal year (when applicable).

## **NOTES:**

- (1) Federal lapse amounts occurred as a result of increased vacancies.
- (2) Unexpended General Revenue (GR) amount for FY 2020 is due to reduced fourth quarter allotments, as a result of the COVID-19 pandemic.
- (3) Reduced spending occurred in FY 2021 as a result of the COVID-19 pandemic. In addition, some allowable expenses were coded to CARES Act funding for expenses related to COVID-19.
- (4) Reduced federal expenditures occurred in FY 2022 as a result of staffing shortages exacerbated by COVID 19. Temporary contract staffing costs were paid from Emergency ARPA funds.
- (5) FY 2023 appropriations include amounts for pay plan increases.



## CORE RECONCILIATION DETAIL

### DEPARTMENT OF MENTAL HEALTH BELLEFONTAINE HC

#### 5. CORE RECONCILIATION DETAIL

		Budget Class	FTE	GR	Federal	Other	Total	Explanation
<b>TAFP AFTER VETOES</b>								
		PS	459.35	8,956,043	9,500,918	0	18,456,961	
		EE	0.00	277,308	645,232	0	922,540	
		<b>Total</b>	<b>459.35</b>	<b>9,233,351</b>	<b>10,146,150</b>	<b>0</b>	<b>19,379,501</b>	
<b>DEPARTMENT CORE ADJUSTMENTS</b>								
Core Reallocation	193 7940	PS	0.00	0	0	0	(0)	
Core Reallocation	196 0886	PS	0.00	0	0	0	0	
<b>NET DEPARTMENT CHANGES</b>			<b>0.00</b>	<b>0</b>	<b>0</b>	<b>0</b>	<b>0</b>	
<b>DEPARTMENT CORE REQUEST</b>								
		PS	459.35	8,956,043	9,500,918	0	18,456,961	
		EE	0.00	277,308	645,232	0	922,540	
		<b>Total</b>	<b>459.35</b>	<b>9,233,351</b>	<b>10,146,150</b>	<b>0</b>	<b>19,379,501</b>	
<b>GOVERNOR'S RECOMMENDED CORE</b>								
		PS	459.35	8,956,043	9,500,918	0	18,456,961	
		EE	0.00	277,308	645,232	0	922,540	
		<b>Total</b>	<b>459.35</b>	<b>9,233,351</b>	<b>10,146,150</b>	<b>0</b>	<b>19,379,501</b>	

**CORE RECONCILIATION DETAIL**

**DEPARTMENT OF MENTAL HEALTH  
BELLEFONTAINE HC OVERTIME**

**5. CORE RECONCILIATION DETAIL**

	<b>Budget Class</b>	<b>FTE</b>	<b>GR</b>	<b>Federal</b>	<b>Other</b>	<b>Total</b>	<b>Explanation</b>
<b>TAFP AFTER VETOES</b>							
	PS	0.00	1,049,952	40,507	0	1,090,459	
	<b>Total</b>	<b>0.00</b>	<b>1,049,952</b>	<b>40,507</b>	<b>0</b>	<b>1,090,459</b>	
<b>DEPARTMENT CORE REQUEST</b>							
	PS	0.00	1,049,952	40,507	0	1,090,459	
	<b>Total</b>	<b>0.00</b>	<b>1,049,952</b>	<b>40,507</b>	<b>0</b>	<b>1,090,459</b>	
<b>GOVERNOR'S RECOMMENDED CORE</b>							
	PS	0.00	1,049,952	40,507	0	1,090,459	
	<b>Total</b>	<b>0.00</b>	<b>1,049,952</b>	<b>40,507</b>	<b>0</b>	<b>1,090,459</b>	

---

**CORE RECONCILIATION DETAIL**

---

**DEPARTMENT OF MENTAL HEALTH  
HIGGINSVILLE HC**

---

**5. CORE RECONCILIATION DETAIL**

---

	<b>Budget Class</b>	<b>FTE</b>	<b>GR</b>	<b>Federal</b>	<b>Other</b>	<b>Total</b>	<b>Explanation</b>
<b>TAFP AFTER VETOES</b>							
	PS	333.43	5,148,464	6,415,504	0	11,563,968	
	EE	0.00	75,352	366,652	0	442,004	
	<b>Total</b>	<b>333.43</b>	<b>5,223,816</b>	<b>6,782,156</b>	<b>0</b>	<b>12,005,972</b>	
<b>DEPARTMENT CORE REQUEST</b>							
	PS	333.43	5,148,464	6,415,504	0	11,563,968	
	EE	0.00	75,352	366,652	0	442,004	
	<b>Total</b>	<b>333.43</b>	<b>5,223,816</b>	<b>6,782,156</b>	<b>0</b>	<b>12,005,972</b>	
<b>GOVERNOR'S RECOMMENDED CORE</b>							
	PS	333.43	5,148,464	6,415,504	0	11,563,968	
	EE	0.00	75,352	366,652	0	442,004	
	<b>Total</b>	<b>333.43</b>	<b>5,223,816</b>	<b>6,782,156</b>	<b>0</b>	<b>12,005,972</b>	

---

**CORE RECONCILIATION DETAIL**

---

**DEPARTMENT OF MENTAL HEALTH  
HIGGINSVILLE HC OVERTIME**

---

**5. CORE RECONCILIATION DETAIL**

---

	<b>Budget Class</b>	<b>FTE</b>	<b>GR</b>	<b>Federal</b>	<b>Other</b>	<b>Total</b>	<b>Explanation</b>
<b>TAFP AFTER VETOES</b>							
	PS	0.00	457,669	96,572	0	554,241	
	<b>Total</b>	<b>0.00</b>	<b>457,669</b>	<b>96,572</b>	<b>0</b>	<b>554,241</b>	
<b>DEPARTMENT CORE REQUEST</b>							
	PS	0.00	457,669	96,572	0	554,241	
	<b>Total</b>	<b>0.00</b>	<b>457,669</b>	<b>96,572</b>	<b>0</b>	<b>554,241</b>	
<b>GOVERNOR'S RECOMMENDED CORE</b>							
	PS	0.00	457,669	96,572	0	554,241	
	<b>Total</b>	<b>0.00</b>	<b>457,669</b>	<b>96,572</b>	<b>0</b>	<b>554,241</b>	

---

**CORE RECONCILIATION DETAIL**

---

**DEPARTMENT OF MENTAL HEALTH  
NORTHWEST COMMUNITY SRVS**

---

**5. CORE RECONCILIATION DETAIL**

---

	<b>Budget Class</b>	<b>FTE</b>	<b>GR</b>	<b>Federal</b>	<b>Other</b>	<b>Total</b>	<b>Explanation</b>
<b>TAFP AFTER VETOES</b>							
	PS	609.21	9,806,751	12,900,573	0	22,707,324	
	EE	0.00	441,042	580,128	0	1,021,170	
	<b>Total</b>	<b>609.21</b>	<b>10,247,793</b>	<b>13,480,701</b>	<b>0</b>	<b>23,728,494</b>	
<b>DEPARTMENT CORE REQUEST</b>							
	PS	609.21	9,806,751	12,900,573	0	22,707,324	
	EE	0.00	441,042	580,128	0	1,021,170	
	<b>Total</b>	<b>609.21</b>	<b>10,247,793</b>	<b>13,480,701</b>	<b>0</b>	<b>23,728,494</b>	
<b>GOVERNOR'S RECOMMENDED CORE</b>							
	PS	609.21	9,806,751	12,900,573	0	22,707,324	
	EE	0.00	441,042	580,128	0	1,021,170	
	<b>Total</b>	<b>609.21</b>	<b>10,247,793</b>	<b>13,480,701</b>	<b>0</b>	<b>23,728,494</b>	

---

**CORE RECONCILIATION DETAIL**

---

DEPARTMENT OF MENTAL HEALTH  
SW COM SRVC DD

---

**5. CORE RECONCILIATION DETAIL**

---

	Budget Class	FTE	GR	Federal	Other	Total	Explanation
<hr/>							
TAFP AFTER VETOES							
	PS	238.96	3,705,700	5,120,063	0	8,825,763	
	EE	0.00	76,552	359,918	0	436,470	
	<b>Total</b>	<b>238.96</b>	<b>3,782,252</b>	<b>5,479,981</b>	<b>0</b>	<b>9,262,233</b>	
<hr/>							
DEPARTMENT CORE REQUEST							
	PS	238.96	3,705,700	5,120,063	0	8,825,763	
	EE	0.00	76,552	359,918	0	436,470	
	<b>Total</b>	<b>238.96</b>	<b>3,782,252</b>	<b>5,479,981</b>	<b>0</b>	<b>9,262,233</b>	
<hr/>							
GOVERNOR'S RECOMMENDED CORE							
	PS	238.96	3,705,700	5,120,063	0	8,825,763	
	EE	0.00	76,552	359,918	0	436,470	
	<b>Total</b>	<b>238.96</b>	<b>3,782,252</b>	<b>5,479,981</b>	<b>0</b>	<b>9,262,233</b>	
<hr/>							

---

**CORE RECONCILIATION DETAIL**

---

DEPARTMENT OF MENTAL HEALTH  
SW COM SRVC DD OVERTIME

---

**5. CORE RECONCILIATION DETAIL**

---

	Budget Class	FTE	GR	Federal	Other	Total	Explanation
<hr/>							
TAFP AFTER VETOES	PS	0.00	35,485	230,054	0	265,539	
	<b>Total</b>	<b>0.00</b>	<b>35,485</b>	<b>230,054</b>	<b>0</b>	<b>265,539</b>	
<hr/>							
DEPARTMENT CORE REQUEST	PS	0.00	35,485	230,054	0	265,539	
	<b>Total</b>	<b>0.00</b>	<b>35,485</b>	<b>230,054</b>	<b>0</b>	<b>265,539</b>	
<hr/>							
GOVERNOR'S RECOMMENDED CORE	PS	0.00	35,485	230,054	0	265,539	
	<b>Total</b>	<b>0.00</b>	<b>35,485</b>	<b>230,054</b>	<b>0</b>	<b>265,539</b>	
<hr/>							

**CORE RECONCILIATION DETAIL**

**DEPARTMENT OF MENTAL HEALTH  
ST LOUIS DDTC**

**5. CORE RECONCILIATION DETAIL**

				<b>Budget Class</b>	<b>FTE</b>	<b>GR</b>	<b>Federal</b>	<b>Other</b>	<b>Total</b>	<b>Explanation</b>
<b>TAFP AFTER VETOES</b>										
				PS	504.74	7,326,085	12,590,692	0	19,916,777	
				EE	0.00	1,884,427	718,773	0	2,603,200	
				<b>Total</b>	<b>504.74</b>	<b>9,210,512</b>	<b>13,309,465</b>	<b>0</b>	<b>22,519,977</b>	
<b>DEPARTMENT CORE ADJUSTMENTS</b>										
Core Reallocation	175	5541		PS	0.00	0	0	0	(0)	
<b>NET DEPARTMENT CHANGES</b>					<b>0.00</b>	<b>0</b>	<b>0</b>	<b>0</b>	<b>(0)</b>	
<b>DEPARTMENT CORE REQUEST</b>										
				PS	504.74	7,326,085	12,590,692	0	19,916,777	
				EE	0.00	1,884,427	718,773	0	2,603,200	
				<b>Total</b>	<b>504.74</b>	<b>9,210,512</b>	<b>13,309,465</b>	<b>0</b>	<b>22,519,977</b>	
<b>GOVERNOR'S RECOMMENDED CORE</b>										
				PS	504.74	7,326,085	12,590,692	0	19,916,777	
				EE	0.00	1,884,427	718,773	0	2,603,200	
				<b>Total</b>	<b>504.74</b>	<b>9,210,512</b>	<b>13,309,465</b>	<b>0</b>	<b>22,519,977</b>	



---

**CORE RECONCILIATION DETAIL**

---

**DEPARTMENT OF MENTAL HEALTH  
SOUTHEAST MO RES SVCS**

---

**5. CORE RECONCILIATION DETAIL**

---

	<b>Budget Class</b>	<b>FTE</b>	<b>GR</b>	<b>Federal</b>	<b>Other</b>	<b>Total</b>	<b>Explanation</b>
<b>TAFP AFTER VETOES</b>							
	PS	249.19	3,254,968	5,274,273	0	8,529,241	
	EE	0.00	53,664	633,271	0	686,935	
	<b>Total</b>	<b>249.19</b>	<b>3,308,632</b>	<b>5,907,544</b>	<b>0</b>	<b>9,216,176</b>	
<b>DEPARTMENT CORE REQUEST</b>							
	PS	249.19	3,254,968	5,274,273	0	8,529,241	
	EE	0.00	53,664	633,271	0	686,935	
	<b>Total</b>	<b>249.19</b>	<b>3,308,632</b>	<b>5,907,544</b>	<b>0</b>	<b>9,216,176</b>	
<b>GOVERNOR'S RECOMMENDED CORE</b>							
	PS	249.19	3,254,968	5,274,273	0	8,529,241	
	EE	0.00	53,664	633,271	0	686,935	
	<b>Total</b>	<b>249.19</b>	<b>3,308,632</b>	<b>5,907,544</b>	<b>0</b>	<b>9,216,176</b>	

---

**CORE RECONCILIATION DETAIL**

---

**DEPARTMENT OF MENTAL HEALTH  
SOUTHEAST MO RES SVCS OVERTIME**

---

**5. CORE RECONCILIATION DETAIL**

---

	<b>Budget Class</b>	<b>FTE</b>	<b>GR</b>	<b>Federal</b>	<b>Other</b>	<b>Total</b>	<b>Explanation</b>
<hr/>							
<b>TAFP AFTER VETOES</b>	PS	0.00	223,914	87,328	0	311,242	
	<b>Total</b>	<b>0.00</b>	<b>223,914</b>	<b>87,328</b>	<b>0</b>	<b>311,242</b>	
<hr/>							
<b>DEPARTMENT CORE REQUEST</b>	PS	0.00	223,914	87,328	0	311,242	
	<b>Total</b>	<b>0.00</b>	<b>223,914</b>	<b>87,328</b>	<b>0</b>	<b>311,242</b>	
<hr/>							
<b>GOVERNOR'S RECOMMENDED CORE</b>	PS	0.00	223,914	87,328	0	311,242	
	<b>Total</b>	<b>0.00</b>	<b>223,914</b>	<b>87,328</b>	<b>0</b>	<b>311,242</b>	
<hr/>							

# REPORT 9 - FY 2024 DEPARTMENT REQUEST

# DECISION ITEM SUMMARY

Budget Unit								
Decision Item	FY 2022	FY 2022	FY 2023	FY 2023	FY 2024	FY 2024	*****	*****
Budget Object Summary	ACTUAL	ACTUAL	BUDGET	BUDGET	DEPT REQ	DEPT REQ	SECURED	SECURED
Fund	DOLLAR	FTE	DOLLAR	FTE	DOLLAR	FTE	COLUMN	COLUMN
<b>BELLEFONTAINE HC</b>								
<b>CORE</b>								
PERSONAL SERVICES								
GENERAL REVENUE	6,608,268	172.70	8,956,043	147.77	8,956,043	147.77	0	0.00
DEPT MENTAL HEALTH	5,643,067	150.89	9,500,918	311.58	9,500,918	311.58	0	0.00
TOTAL - PS	12,251,335	323.59	18,456,961	459.35	18,456,961	459.35	0	0.00
EXPENSE & EQUIPMENT								
GENERAL REVENUE	268,988	0.00	277,308	0.00	277,308	0.00	0	0.00
DEPT MENTAL HEALTH	205,093	0.00	645,232	0.00	645,232	0.00	0	0.00
TOTAL - EE	474,081	0.00	922,540	0.00	922,540	0.00	0	0.00
<b>TOTAL</b>	<b>12,725,416</b>	<b>323.59</b>	<b>19,379,501</b>	<b>459.35</b>	<b>19,379,501</b>	<b>459.35</b>	<b>0</b>	<b>0.00</b>
<b>DMH GOOD AND SERVICES INCREASE - 1650011</b>								
EXPENSE & EQUIPMENT								
GENERAL REVENUE	0	0.00	0	0.00	33,154	0.00	0	0.00
TOTAL - EE	0	0.00	0	0.00	33,154	0.00	0	0.00
<b>TOTAL</b>	<b>0</b>	<b>0.00</b>	<b>0</b>	<b>0.00</b>	<b>33,154</b>	<b>0.00</b>	<b>0</b>	<b>0.00</b>
<b>GRAND TOTAL</b>	<b>\$12,725,416</b>	<b>323.59</b>	<b>\$19,379,501</b>	<b>459.35</b>	<b>\$19,412,655</b>	<b>459.35</b>	<b>\$0</b>	<b>0.00</b>

REPORT 9 - FY 2024 DEPARTMENT REQUEST

DECISION ITEM SUMMARY

Budget Unit								
Decision Item	FY 2022	FY 2022	FY 2023	FY 2023	FY 2024	FY 2024	*****	*****
Budget Object Summary	ACTUAL	ACTUAL	BUDGET	BUDGET	DEPT REQ	DEPT REQ	SECURED	SECURED
Fund	DOLLAR	FTE	DOLLAR	FTE	DOLLAR	FTE	COLUMN	COLUMN
BELLEFONTAINE HC OVERTIME								
CORE								
PERSONAL SERVICES								
GENERAL REVENUE	982,971	29.42	1,049,952	0.00	1,049,952	0.00	0	0.00
DEPT MENTAL HEALTH	40,507	0.91	40,507	0.00	40,507	0.00	0	0.00
TOTAL - PS	1,023,478	30.33	1,090,459	0.00	1,090,459	0.00	0	0.00
TOTAL	1,023,478	30.33	1,090,459	0.00	1,090,459	0.00	0	0.00
GRAND TOTAL	\$1,023,478	30.33	\$1,090,459	0.00	\$1,090,459	0.00	\$0	0.00

# REPORT 9 - FY 2024 DEPARTMENT REQUEST

# DECISION ITEM SUMMARY

Budget Unit								
Decision Item	FY 2022	FY 2022	FY 2023	FY 2023	FY 2024	FY 2024	*****	*****
Budget Object Summary	ACTUAL	ACTUAL	BUDGET	BUDGET	DEPT REQ	DEPT REQ	SECURED	SECURED
Fund	DOLLAR	FTE	DOLLAR	FTE	DOLLAR	FTE	COLUMN	COLUMN
<b>HIGGINSVILLE HC</b>								
<b>CORE</b>								
PERSONAL SERVICES								
GENERAL REVENUE	3,673,245	105.89	5,148,464	109.42	5,148,464	109.42	0	0.00
DEPT MENTAL HEALTH	2,441,346	60.69	6,415,504	224.01	6,415,504	224.01	0	0.00
TOTAL - PS	6,114,591	166.58	11,563,968	333.43	11,563,968	333.43	0	0.00
EXPENSE & EQUIPMENT								
GENERAL REVENUE	91,694	0.00	75,352	0.00	75,352	0.00	0	0.00
DEPT MENTAL HEALTH	361,650	0.00	366,652	0.00	366,652	0.00	0	0.00
TOTAL - EE	453,344	0.00	442,004	0.00	442,004	0.00	0	0.00
<b>TOTAL</b>	<b>6,567,935</b>	<b>166.58</b>	<b>12,005,972</b>	<b>333.43</b>	<b>12,005,972</b>	<b>333.43</b>	<b>0</b>	<b>0.00</b>
<b>DMH GOOD AND SERVICES INCREASE - 1650011</b>								
EXPENSE & EQUIPMENT								
GENERAL REVENUE	0	0.00	0	0.00	20,251	0.00	0	0.00
TOTAL - EE	0	0.00	0	0.00	20,251	0.00	0	0.00
<b>TOTAL</b>	<b>0</b>	<b>0.00</b>	<b>0</b>	<b>0.00</b>	<b>20,251</b>	<b>0.00</b>	<b>0</b>	<b>0.00</b>
<b>GRAND TOTAL</b>	<b>\$6,567,935</b>	<b>166.58</b>	<b>\$12,005,972</b>	<b>333.43</b>	<b>\$12,026,223</b>	<b>333.43</b>	<b>\$0</b>	<b>0.00</b>

REPORT 9 - FY 2024 DEPARTMENT REQUEST

DECISION ITEM SUMMARY

Budget Unit								
Decision Item	FY 2022	FY 2022	FY 2023	FY 2023	FY 2024	FY 2024	*****	*****
Budget Object Summary	ACTUAL	ACTUAL	BUDGET	BUDGET	DEPT REQ	DEPT REQ	SECURED	SECURED
Fund	DOLLAR	FTE	DOLLAR	FTE	DOLLAR	FTE	COLUMN	COLUMN
HIGGINSVILLE HC OVERTIME								
CORE								
PERSONAL SERVICES								
GENERAL REVENUE	423,947	14.69	457,669	0.00	457,669	0.00	0	0.00
DEPT MENTAL HEALTH	96,571	2.82	96,572	0.00	96,572	0.00	0	0.00
TOTAL - PS	520,518	17.51	554,241	0.00	554,241	0.00	0	0.00
TOTAL	520,518	17.51	554,241	0.00	554,241	0.00	0	0.00
GRAND TOTAL	\$520,518	17.51	\$554,241	0.00	\$554,241	0.00	\$0	0.00

# REPORT 9 - FY 2024 DEPARTMENT REQUEST

# DECISION ITEM SUMMARY

Budget Unit								
Decision Item	FY 2022	FY 2022	FY 2023	FY 2023	FY 2024	FY 2024	*****	*****
Budget Object Summary	ACTUAL	ACTUAL	BUDGET	BUDGET	DEPT REQ	DEPT REQ	SECURED	SECURED
Fund	DOLLAR	FTE	DOLLAR	FTE	DOLLAR	FTE	COLUMN	COLUMN
<b>NORTHWEST COMMUNITY SRVS</b>								
<b>CORE</b>								
PERSONAL SERVICES								
GENERAL REVENUE	6,868,321	184.09	9,806,751	165.89	9,806,751	165.89	0	0.00
DEPT MENTAL HEALTH	9,038,438	301.40	12,900,573	443.32	12,900,573	443.32	0	0.00
TOTAL - PS	15,906,759	485.49	22,707,324	609.21	22,707,324	609.21	0	0.00
EXPENSE & EQUIPMENT								
GENERAL REVENUE	427,397	0.00	441,042	0.00	441,042	0.00	0	0.00
DEPT MENTAL HEALTH	346,704	0.00	580,128	0.00	580,128	0.00	0	0.00
TOTAL - EE	774,101	0.00	1,021,170	0.00	1,021,170	0.00	0	0.00
<b>TOTAL</b>	<b>16,680,860</b>	<b>485.49</b>	<b>23,728,494</b>	<b>609.21</b>	<b>23,728,494</b>	<b>609.21</b>	<b>0</b>	<b>0.00</b>
<b>State Operated Facility Moving - 1650016</b>								
EXPENSE & EQUIPMENT								
GENERAL REVENUE	0	0.00	0	0.00	53,625	0.00	0	0.00
TOTAL - EE	0	0.00	0	0.00	53,625	0.00	0	0.00
<b>TOTAL</b>	<b>0</b>	<b>0.00</b>	<b>0</b>	<b>0.00</b>	<b>53,625</b>	<b>0.00</b>	<b>0</b>	<b>0.00</b>
<b>DMH GOOD AND SERVICES INCREASE - 1650011</b>								
EXPENSE & EQUIPMENT								
GENERAL REVENUE	0	0.00	0	0.00	13,068	0.00	0	0.00
TOTAL - EE	0	0.00	0	0.00	13,068	0.00	0	0.00
<b>TOTAL</b>	<b>0</b>	<b>0.00</b>	<b>0</b>	<b>0.00</b>	<b>13,068</b>	<b>0.00</b>	<b>0</b>	<b>0.00</b>
<b>GRAND TOTAL</b>	<b>\$16,680,860</b>	<b>485.49</b>	<b>\$23,728,494</b>	<b>609.21</b>	<b>\$23,795,187</b>	<b>609.21</b>	<b>\$0</b>	<b>0.00</b>

# REPORT 9 - FY 2024 DEPARTMENT REQUEST

# DECISION ITEM SUMMARY

Budget Unit								
Decision Item	FY 2022	FY 2022	FY 2023	FY 2023	FY 2024	FY 2024	*****	*****
Budget Object Summary	ACTUAL	ACTUAL	BUDGET	BUDGET	DEPT REQ	DEPT REQ	SECURED	SECURED
Fund	DOLLAR	FTE	DOLLAR	FTE	DOLLAR	FTE	COLUMN	COLUMN
<b>SW COM SRVC DD</b>								
<b>CORE</b>								
PERSONAL SERVICES								
GENERAL REVENUE	2,453,840	57.98	3,705,700	57.97	3,705,700	57.97	0	0.00
DEPT MENTAL HEALTH	3,152,289	110.71	5,120,063	180.99	5,120,063	180.99	0	0.00
TOTAL - PS	5,606,129	168.69	8,825,763	238.96	8,825,763	238.96	0	0.00
EXPENSE & EQUIPMENT								
GENERAL REVENUE	74,255	0.00	76,552	0.00	76,552	0.00	0	0.00
DEPT MENTAL HEALTH	254,648	0.00	359,918	0.00	359,918	0.00	0	0.00
TOTAL - EE	328,903	0.00	436,470	0.00	436,470	0.00	0	0.00
<b>TOTAL</b>	<b>5,935,032</b>	<b>168.69</b>	<b>9,262,233</b>	<b>238.96</b>	<b>9,262,233</b>	<b>238.96</b>	<b>0</b>	<b>0.00</b>
<b>DMH GOOD AND SERVICES INCREASE - 1650011</b>								
EXPENSE & EQUIPMENT								
GENERAL REVENUE	0	0.00	0	0.00	5,634	0.00	0	0.00
TOTAL - EE	0	0.00	0	0.00	5,634	0.00	0	0.00
<b>TOTAL</b>	<b>0</b>	<b>0.00</b>	<b>0</b>	<b>0.00</b>	<b>5,634</b>	<b>0.00</b>	<b>0</b>	<b>0.00</b>
<b>GRAND TOTAL</b>	<b>\$5,935,032</b>	<b>168.69</b>	<b>\$9,262,233</b>	<b>238.96</b>	<b>\$9,267,867</b>	<b>238.96</b>	<b>\$0</b>	<b>0.00</b>



REPORT 9 - FY 2024 DEPARTMENT REQUEST

DECISION ITEM SUMMARY

Budget Unit								
Decision Item	FY 2022	FY 2022	FY 2023	FY 2023	FY 2024	FY 2024	*****	*****
Budget Object Summary	ACTUAL	ACTUAL	BUDGET	BUDGET	DEPT REQ	DEPT REQ	SECURED	SECURED
Fund	DOLLAR	FTE	DOLLAR	FTE	DOLLAR	FTE	COLUMN	COLUMN
SW COM SRVC DD OVERTIME								
CORE								
PERSONAL SERVICES								
GENERAL REVENUE	19,174	0.68	35,485	0.00	35,485	0.00	0	0.00
DEPT MENTAL HEALTH	230,054	8.25	230,054	0.00	230,054	0.00	0	0.00
TOTAL - PS	249,228	8.93	265,539	0.00	265,539	0.00	0	0.00
TOTAL	249,228	8.93	265,539	0.00	265,539	0.00	0	0.00
GRAND TOTAL	\$249,228	8.93	\$265,539	0.00	\$265,539	0.00	\$0	0.00

# REPORT 9 - FY 2024 DEPARTMENT REQUEST

# DECISION ITEM SUMMARY

Budget Unit								
Decision Item	FY 2022	FY 2022	FY 2023	FY 2023	FY 2024	FY 2024	*****	*****
Budget Object Summary	ACTUAL	ACTUAL	BUDGET	BUDGET	DEPT REQ	DEPT REQ	SECURED	SECURED
Fund	DOLLAR	FTE	DOLLAR	FTE	DOLLAR	FTE	COLUMN	COLUMN
<b>ST LOUIS DDTC</b>								
<b>CORE</b>								
PERSONAL SERVICES								
GENERAL REVENUE	5,010,465	91.55	7,326,085	103.39	7,326,085	103.39	0	0.00
DEPT MENTAL HEALTH	10,295,389	283.69	12,590,692	401.35	12,590,692	401.35	0	0.00
TOTAL - PS	15,305,854	375.24	19,916,777	504.74	19,916,777	504.74	0	0.00
EXPENSE & EQUIPMENT								
GENERAL REVENUE	1,827,859	0.00	1,884,427	0.00	1,884,427	0.00	0	0.00
DEPT MENTAL HEALTH	22,974	0.00	718,773	0.00	718,773	0.00	0	0.00
TOTAL - EE	1,850,833	0.00	2,603,200	0.00	2,603,200	0.00	0	0.00
<b>TOTAL</b>	<b>17,156,687</b>	<b>375.24</b>	<b>22,519,977</b>	<b>504.74</b>	<b>22,519,977</b>	<b>504.74</b>	<b>0</b>	<b>0.00</b>
<b>DMH GOOD AND SERVICES INCREASE - 1650011</b>								
EXPENSE & EQUIPMENT								
GENERAL REVENUE	0	0.00	0	0.00	23,944	0.00	0	0.00
TOTAL - EE	0	0.00	0	0.00	23,944	0.00	0	0.00
<b>TOTAL</b>	<b>0</b>	<b>0.00</b>	<b>0</b>	<b>0.00</b>	<b>23,944</b>	<b>0.00</b>	<b>0</b>	<b>0.00</b>
<b>GRAND TOTAL</b>	<b>\$17,156,687</b>	<b>375.24</b>	<b>\$22,519,977</b>	<b>504.74</b>	<b>\$22,543,921</b>	<b>504.74</b>	<b>\$0</b>	<b>0.00</b>

# REPORT 9 - FY 2024 DEPARTMENT REQUEST

# DECISION ITEM SUMMARY

Budget Unit								
Decision Item	FY 2022	FY 2022	FY 2023	FY 2023	FY 2024	FY 2024	*****	*****
Budget Object Summary	ACTUAL	ACTUAL	BUDGET	BUDGET	DEPT REQ	DEPT REQ	SECURED	SECURED
Fund	DOLLAR	FTE	DOLLAR	FTE	DOLLAR	FTE	COLUMN	COLUMN
<b>SOUTHEAST MO RES SVCS</b>								
<b>CORE</b>								
PERSONAL SERVICES								
GENERAL REVENUE	2,187,290	60.02	3,254,968	51.65	3,254,968	51.65	0	0.00
DEPT MENTAL HEALTH	4,546,084	147.18	5,274,273	197.54	5,274,273	197.54	0	0.00
TOTAL - PS	6,733,374	207.20	8,529,241	249.19	8,529,241	249.19	0	0.00
EXPENSE & EQUIPMENT								
GENERAL REVENUE	51,735	0.00	53,664	0.00	53,664	0.00	0	0.00
DEPT MENTAL HEALTH	627,187	0.00	633,271	0.00	633,271	0.00	0	0.00
TOTAL - EE	678,922	0.00	686,935	0.00	686,935	0.00	0	0.00
<b>TOTAL</b>	<b>7,412,296</b>	<b>207.20</b>	<b>9,216,176</b>	<b>249.19</b>	<b>9,216,176</b>	<b>249.19</b>	<b>0</b>	<b>0.00</b>
<b>DMH GOOD AND SERVICES INCREASE - 1650011</b>								
EXPENSE & EQUIPMENT								
GENERAL REVENUE	0	0.00	0	0.00	25,875	0.00	0	0.00
TOTAL - EE	0	0.00	0	0.00	25,875	0.00	0	0.00
<b>TOTAL</b>	<b>0</b>	<b>0.00</b>	<b>0</b>	<b>0.00</b>	<b>25,875</b>	<b>0.00</b>	<b>0</b>	<b>0.00</b>
<b>GRAND TOTAL</b>	<b>\$7,412,296</b>	<b>207.20</b>	<b>\$9,216,176</b>	<b>249.19</b>	<b>\$9,242,051</b>	<b>249.19</b>	<b>\$0</b>	<b>0.00</b>

REPORT 9 - FY 2024 DEPARTMENT REQUEST

DECISION ITEM SUMMARY

Budget Unit								
Decision Item	FY 2022	FY 2022	FY 2023	FY 2023	FY 2024	FY 2024	*****	*****
Budget Object Summary	ACTUAL	ACTUAL	BUDGET	BUDGET	DEPT REQ	DEPT REQ	SECURED	SECURED
Fund	DOLLAR	FTE	DOLLAR	FTE	DOLLAR	FTE	COLUMN	COLUMN
SOUTHEAST MO RES SVCS OVERTIME								
CORE								
PERSONAL SERVICES								
GENERAL REVENUE	204,796	7.45	223,914	0.00	223,914	0.00	0	0.00
DEPT MENTAL HEALTH	87,329	3.13	87,328	0.00	87,328	0.00	0	0.00
TOTAL - PS	292,125	10.58	311,242	0.00	311,242	0.00	0	0.00
TOTAL	292,125	10.58	311,242	0.00	311,242	0.00	0	0.00
GRAND TOTAL	\$292,125	10.58	\$311,242	0.00	\$311,242	0.00	\$0	0.00

## FLEXIBILITY REQUEST FORM

<b>BUDGET UNIT NUMBER:</b> 74415C, 74420C, 74427C, 74430C, 74435C, 74440C <b>BUDGET UNIT NAME:</b> State Operated Services <b>HOUSE BILL SECTION:</b> 10.525-10.550	<b>DEPARTMENT:</b> Mental Health <b>DIVISION:</b> Developmental Disabilities																																				
<b>1. Provide the amount by fund of personal service flexibility and the amount by fund of expense and equipment flexibility you are requesting in dollar and percentage terms and explain why the flexibility is needed. If flexibility is being requested among divisions, provide the amount by fund of flexibility you are requesting in dollar and percentage terms and explain why the flexibility is needed.</b>																																					
Flex appropriations for the facilities allow the Department to: <ul style="list-style-type: none"> <li>• Shift funds to follow a consumer who moves to a new location. When a consumer moves from on-campus to a state-operated Individualized Supported Living (ISL) in the community, to a private provider in the community, or to another on-campus facility, flexibility is needed to allow funds to move with the consumer in order to cover the cost of services at the new residential setting. The flexibility improves the Division's ability to streamline operations between facilities.</li> <li>• React to changing conditions in areas such as housekeeping, security and pharmacy. The flex appropriation allows facilities to continually review whether it is more beneficial to contract for services, hire staff in-house to provide these services, or provide a mix of both contracting and in-house services.</li> <li>• React to emergency situations that could occur in any given fiscal year. Flexibility allows available funds to be shifted to cover critical equipment/supply needs that would otherwise go unmet. This could include such things as client furniture, security enhancements, medical supplies, etc. The flex language allows facilities to flex personal services dollars when available and purchase facility furnishings as needed.</li> <li>• Pay overtime costs for staff, when funds are available.</li> <li>• Provide a staff-to-consumer ratio of 1:1, if required for certain DMH consumers. This situation puts an additional strain on personal services needs. The flex language provides the flexibility needed to obtain staff necessary to meet the clients' needs.</li> <li>• Contract out to fill vacancies if a facility is unable to find someone to hire (i.e., physicians, nursing staff, etc.). Contract staffing expenditures have increased significantly across DD facilities. Without the necessary flex increases, these facilities will face shortfalls in covering their costs.</li> </ul>																																					
<b>DEPARTMENT REQUEST</b>																																					
DMH is requesting 50% flexibility between PS and EE and 15% flexibility between facilities based on total GR and FED funding for FY 2024. Requested flexibility will allow DMH to provide further flexibility with meeting staffing needs through in-house or contracted staff and ensure adequate staffing levels.																																					
<b>Facility</b>	<table style="width: 100%; border-collapse: collapse;"> <tr> <th style="width: 15%; text-align: left;">PS or E&amp;E</th> <th style="width: 20%; text-align: right;">Budget</th> <th style="width: 20%; text-align: right;">% Flex Requested</th> <th style="width: 45%; text-align: right;">Flex Request Amount</th> </tr> </table>	PS or E&E	Budget	% Flex Requested	Flex Request Amount																																
PS or E&E	Budget	% Flex Requested	Flex Request Amount																																		
<b>Bellefontaine HC</b>	<table style="width: 100%; border-collapse: collapse;"> <tr> <td style="width: 15%; text-align: left;">PS</td> <td style="width: 20%; text-align: right;">\$10,005,995</td> <td style="width: 20%; text-align: right;">50%</td> <td style="width: 45%; text-align: right;">\$5,002,998</td> </tr> <tr> <td style="text-align: left;">E&amp;E</td> <td style="text-align: right;"><u>\$310,462</u></td> <td style="text-align: right;"><u>50%</u></td> <td style="text-align: right;"><u>\$155,231</u></td> </tr> <tr> <td colspan="4" style="padding-top: 5px;"><i>Total Request GR</i></td> </tr> <tr> <td></td> <td style="text-align: right;">\$10,316,457</td> <td style="text-align: right;">50%</td> <td style="text-align: right;">\$5,158,229</td> </tr> <tr> <td colspan="4" style="padding-top: 10px;"></td> </tr> <tr> <td></td> <td style="text-align: right;">PS \$9,541,425</td> <td style="text-align: right;">50%</td> <td style="text-align: right;">\$4,770,713</td> </tr> <tr> <td></td> <td style="text-align: right;">E&amp;E <u>\$645,232</u></td> <td style="text-align: right;"><u>50%</u></td> <td style="text-align: right;"><u>\$322,616</u></td> </tr> <tr> <td colspan="4" style="padding-top: 5px;"><i>Total Request FED</i></td> </tr> <tr> <td></td> <td style="text-align: right;">\$10,186,657</td> <td style="text-align: right;">50%</td> <td style="text-align: right;">\$5,093,329</td> </tr> </table>	PS	\$10,005,995	50%	\$5,002,998	E&E	<u>\$310,462</u>	<u>50%</u>	<u>\$155,231</u>	<i>Total Request GR</i>					\$10,316,457	50%	\$5,158,229						PS \$9,541,425	50%	\$4,770,713		E&E <u>\$645,232</u>	<u>50%</u>	<u>\$322,616</u>	<i>Total Request FED</i>					\$10,186,657	50%	\$5,093,329
PS	\$10,005,995	50%	\$5,002,998																																		
E&E	<u>\$310,462</u>	<u>50%</u>	<u>\$155,231</u>																																		
<i>Total Request GR</i>																																					
	\$10,316,457	50%	\$5,158,229																																		
	PS \$9,541,425	50%	\$4,770,713																																		
	E&E <u>\$645,232</u>	<u>50%</u>	<u>\$322,616</u>																																		
<i>Total Request FED</i>																																					
	\$10,186,657	50%	\$5,093,329																																		

### FLEXIBILITY REQUEST FORM

<b>BUDGET UNIT NUMBER:</b> 74415C, 74420C, 74427C, 74430C, 74435C, 74440C		<b>DEPARTMENT:</b> Mental Health		
<b>BUDGET UNIT NAME:</b> State Operated Services		<b>DIVISION:</b> Developmental Disabilities		
<b>HOUSE BILL SECTION:</b> 10.525-10.550				

Facility	PS or E&E	Budget	% Flex Requested	Flex Request Amount
<b>Higginsville HC</b>				
	PS	\$5,606,133	50%	\$2,803,067
	E&E	<u>\$95,603</u>	<u>50%</u>	<u>\$47,802</u>
<i>Total Request GR</i>		\$5,701,736	50%	\$2,850,869
	PS	\$6,512,076	50%	\$3,256,038
	E&E	<u>\$366,652</u>	<u>50%</u>	<u>\$183,326</u>
<i>Total Request FED</i>		\$6,878,728	50%	\$3,439,364
<b>Northwest Community Services</b>				
	PS	\$9,806,751	50%	\$4,903,376
	E&E	<u>\$507,735</u>	<u>50%</u>	<u>\$253,868</u>
<i>Total Request GR</i>		\$10,314,486	50%	\$5,157,244
	PS	\$12,900,573	50%	\$6,450,287
	E&E	<u>\$580,128</u>	<u>50%</u>	<u>\$290,064</u>
<i>Total Request FED</i>		\$13,480,701	50%	\$6,740,351
<b>Southwest Community Services</b>				
	PS	\$3,741,185	50%	\$1,870,593
	E&E	<u>\$82,186</u>	<u>50%</u>	<u>\$41,093</u>
<i>Total Request GR</i>		\$3,823,371	50%	\$1,911,686
	PS	\$5,350,117	50%	\$2,675,059
	E&E	<u>\$359,918</u>	<u>50%</u>	<u>\$179,959</u>
<i>Total Request FED</i>		\$5,710,035	50%	\$2,855,018

# FLEXIBILITY REQUEST FORM

<b>BUDGET UNIT NUMBER:</b> 74415C, 74420C, 74427C, 74430C, 74435C, 74440C		<b>DEPARTMENT:</b> Mental Health		
<b>BUDGET UNIT NAME:</b> State Operated Services				
<b>HOUSE BILL SECTION:</b> 10.525-10.550		<b>DIVISION:</b> Developmental Disabilities		

Facility	PS or E&E	Budget	% Flex Requested	Flex Request Amount
<b>St. Louis DDTC</b>	PS	\$7,326,085	50%	\$3,663,043
	E&E	<u>\$1,908,371</u>	<u>50%</u>	<u>\$954,186</u>
<i>Total Request GR</i>		\$9,234,456	50%	\$4,617,229
	PS	\$12,590,692	50%	\$6,295,346
	E&E	<u>\$718,773</u>	<u>50%</u>	<u>\$359,387</u>
<i>Total Request FED</i>		\$13,309,465	50%	\$6,654,733
<b>SEMOR's</b>	PS	\$3,478,882	50%	\$1,739,441
	E&E	<u>\$79,539</u>	<u>50%</u>	<u>\$39,770</u>
<i>Total Request GR</i>		\$3,558,421	50%	\$1,779,211
	PS	\$5,361,601	50%	\$2,680,801
	E&E	<u>\$633,271</u>	<u>50%</u>	<u>\$316,636</u>
<i>Total Request FED</i>		\$5,994,872	50%	\$2,997,437

## FLEXIBILITY REQUEST FORM

<b>BUDGET UNIT NUMBER:</b> 74415C, 74420C, 74427C, 74430C, 74435C, 74440C <b>BUDGET UNIT NAME:</b> State Operated Services <b>HOUSE BILL SECTION:</b> 10.525-10.550	<b>DEPARTMENT:</b> Mental Health  <b>DIVISION:</b> Developmental Disabilities	
<b>2. Estimate how much flexibility will be used for the budget year. How much flexibility was used in the Prior Year Budget and the Current Year Budget? Please specify the amount.</b>		
PRIOR YEAR ACTUAL AMOUNT OF FLEXIBILITY USED	CURRENT YEAR ESTIMATED AMOUNT OF FLEXIBILITY THAT WILL BE USED	DEPARTMENT REQUEST ESTIMATED AMOUNT OF FLEXIBILITY THAT WILL BE USED
<b>Higginsville HC</b> FY2022 Flex Used - GR - \$18,603 FY2022 Flex Used - GR - \$18,603	Due to contract staff expenditures, full amount of flex is expected to be utilized at Higginsville HC (HHC) and SEMORs. Total Estimated FY23 Flexibility needed is \$4.5M (\$1.7M GR, \$2.4M FED).	Flexibility usage is difficult to estimate at this time.
<b>3. Was flexibility approved in the Prior Year Budget or the Current Year Budget? If so, how was the flexibility used during those years?</b>		
PRIOR YEAR EXPLAIN ACTUAL USE	CURRENT YEAR EXPLAIN PLANNED USE	
In FY 2022, flex was utilized to transfer funds from PS to EE to pay for contracted positions needed to fill staffing needs.	Flexibility is planned to be utilized at HHC and SEMORs to pay for contract staff expenditures.	



# REPORT 10 - FY 2024 DEPARTMENT REQUEST

# DECISION ITEM DETAIL

Budget Unit	FY 2022	FY 2022	FY 2023	FY 2023	FY 2024	FY 2024	*****	*****
Decision Item	ACTUAL	ACTUAL	BUDGET	BUDGET	DEPT REQ	DEPT REQ	SECURED	SECURED
Budget Object Class	DOLLAR	FTE	DOLLAR	FTE	DOLLAR	FTE	COLUMN	COLUMN
<b>BELLEFONTAINE HC</b>								
<b>CORE</b>								
DEPUTY DIVISION DIRECTOR	51,101	0.49	53,712	0.50	53,712	0.50	0	0.00
ASSOCIATE COUNSEL	15,439	0.21	0	0.00	0	0.00	0	0.00
INSTITUTION SUPERINTENDENT	87,445	0.92	101,962	1.00	101,962	1.00	0	0.00
CLIENT/PATIENT WORKER	38,717	1.97	51,000	10.96	51,000	1.96	0	0.00
ADMINISTRATIVE SECRETARY	17,354	0.39	22,978	0.49	22,978	0.49	0	0.00
OFFICE WORKER MISCELLANEOUS	104,291	2.31	84,131	1.47	104,181	1.67	0	0.00
STOREKEEPER	3,631	0.14	15,134	0.49	0	0.00	0	0.00
MISCELLANEOUS TECHNICAL	1,223	0.02	0	0.00	0	0.00	0	0.00
MISCELLANEOUS PROFESSIONAL	36,752	0.67	31,328	0.49	31,328	0.49	0	0.00
DOMESTIC SERVICE WORKER	11,923	0.22	119	0.00	0	0.00	0	0.00
LABORATORY TECHNICIAN	11,159	0.27	0	0.00	45,350	1.00	0	0.00
PSYCHIATRIST	150,298	0.54	154,874	0.49	148,570	0.50	0	0.00
STAFF PHYSICIAN	160,507	0.83	169,050	0.99	158,707	0.99	0	0.00
STAFF PHYSICIAN SPECIALIST	183,689	0.94	203,087	0.99	190,750	0.99	0	0.00
SPECIAL ASST PROFESSIONAL	9,895	0.13	0	0.00	0	0.00	0	0.00
SPECIAL ASST PARAPROFESSIONAL	113	0.00	0	0.00	0	0.00	0	0.00
DIRECT CARE AIDE	188,578	4.78	62,572	1.96	184,824	4.96	0	0.00
REGISTERED NURSE	98,747	1.09	36,765	0.49	68,765	0.49	0	0.00
THERAPY AIDE	12,897	0.22	33,445	0.49	33,445	0.49	0	0.00
THERAPY CONSULTANT	32,994	0.49	22,457	0.49	49,985	0.98	0	0.00
SPEECH PATHOLOGIST	8,426	0.10	32,525	0.49	30,524	0.49	0	0.00
ADMINISTRATIVE SUPPORT CLERK	145,253	5.03	134,244	4.00	76,961	6.00	0	0.00
ADMIN SUPPORT ASSISTANT	222,404	7.12	292,909	9.00	226,909	11.00	0	0.00
LEAD ADMIN SUPPORT ASSISTANT	29,550	0.97	35,329	1.00	35,329	1.00	0	0.00
PROGRAM SPECIALIST	0	0.00	1,321	0.00	0	0.00	0	0.00
STORES/WAREHOUSE ASSISTANT	88,233	3.20	115,473	4.00	128,773	4.00	0	0.00
STORES/WAREHOUSE ASSOCIATE	63,804	2.09	68,536	2.00	68,536	2.00	0	0.00
BEHAVIOR ANALYST	181,658	2.44	230,161	3.00	230,161	3.00	0	0.00
BEHAVIORAL TECHNICIAN	39,448	1.02	0	0.00	141,000	4.00	0	0.00
DIETITIAN	54,756	1.00	55,149	1.00	55,149	1.00	0	0.00
DIETITIAN SUPERVISOR	60,757	1.00	62,276	1.00	62,276	1.00	0	0.00
DIETETIC COORDINATOR	68,836	0.98	51,894	1.00	68,956	1.00	0	0.00

# REPORT 10 - FY 2024 DEPARTMENT REQUEST

# DECISION ITEM DETAIL

Budget Unit	FY 2022	FY 2022	FY 2023	FY 2023	FY 2024	FY 2024	*****	*****
Decision Item	ACTUAL	ACTUAL	BUDGET	BUDGET	DEPT REQ	DEPT REQ	SECURED	SECURED
Budget Object Class	DOLLAR	FTE	DOLLAR	FTE	DOLLAR	FTE	COLUMN	COLUMN
<b>BELLEFONTAINE HC</b>								
<b>CORE</b>								
LICENSED PRACTICAL NURSE	452,100	9.29	579,497	11.00	579,497	11.00	0	0.00
REGISTERED NURSE	1,068,732	13.90	1,324,217	15.00	1,461,217	16.00	0	0.00
REGISTERED NURSE SPEC/SPV	409,669	4.84	421,322	5.00	421,322	5.00	0	0.00
NURSE MANAGER	29,781	0.33	86,510	1.00	86,510	1.00	0	0.00
DIRECTOR OF NURSING	90,926	1.00	94,547	1.00	108,731	1.00	0	0.00
OCCUPATIONAL THERAPIST	83,075	1.01	88,003	1.00	82,590	1.00	0	0.00
PHYSICAL THERAPIST ASSISTANT	0	0.00	0	0.00	52,000	1.00	0	0.00
PHYSICAL THERAPIST	73,213	1.03	77,520	1.00	76,738	1.00	0	0.00
QUALITY IMPROVEMENT SPECIALIST	105,392	2.02	108,238	2.00	109,138	2.00	0	0.00
QUALITY IMPROVEMENT MANAGER	73,453	1.00	85,636	1.00	85,636	1.00	0	0.00
THERAPEUTIC SERVICES WORKER	119,914	3.92	150,141	4.50	151,141	4.00	0	0.00
SR THERAPEUTIC SERVICES WORKER	70,480	2.00	110,215	3.00	110,215	3.00	0	0.00
RECREATION/MUSIC THERAPIST SPV	0	0.00	60,927	1.00	60,927	1.00	0	0.00
THERAPEUTIC SERVICES MANAGER	72,010	1.01	73,942	1.00	74,693	1.00	0	0.00
SUPPORT CARE ASSISTANT	4,137,057	151.89	8,831,726	247.39	8,361,847	247.39	0	0.00
SENIOR SUPPORT CARE ASSISTANT	1,226,371	36.39	1,703,947	55.00	1,574,915	49.46	0	0.00
SUPERVISING SUPPORT CARE ASST	378,487	10.27	502,091	12.00	596,047	12.00	0	0.00
SUPPORT CARE PROFESSIONAL	364,567	8.96	421,448	10.00	446,448	10.00	0	0.00
TREATMENT SUPERVISOR	242,449	4.93	289,129	6.00	289,129	6.00	0	0.00
TREATMENT MANAGER	141,230	2.05	158,457	2.00	151,056	2.00	0	0.00
LICENSED CLINICAL SOCIAL WKR	49,253	0.84	0	0.00	0	0.00	0	0.00
CUSTODIAL ASSISTANT	152,852	6.09	237,760	8.00	249,606	8.00	0	0.00
CUSTODIAL SUPERVISOR	25,509	0.78	38,320	1.00	35,630	1.00	0	0.00
FOOD SERVICE SUPERVISOR	58,369	2.00	65,910	2.00	71,410	2.00	0	0.00
STAFF DEVELOPMENT TRAINER	42,337	1.02	45,269	1.00	43,329	1.00	0	0.00
STAFF DEV TRAINING SPECIALIST	45,336	1.03	46,423	1.00	46,562	1.00	0	0.00
STAFF DEVELOPMENT TRAINING MGR	57,148	1.00	59,036	1.00	59,655	1.00	0	0.00
ACCOUNTS ASSISTANT	131,738	4.35	166,102	5.00	159,922	5.00	0	0.00
ACCOUNTS SUPERVISOR	54,654	1.20	98,195	2.00	48,163	1.00	0	0.00
SENIOR ACCOUNTANT	41,845	0.79	0	0.00	57,000	1.00	0	0.00
PROCUREMENT ANALYST	6,531	0.15	48,192	1.00	0	0.00	0	0.00
PROCUREMENT SUPERVISOR	25,638	0.55	0	0.00	55,000	1.00	0	0.00

# REPORT 10 - FY 2024 DEPARTMENT REQUEST

# DECISION ITEM DETAIL

Budget Unit	FY 2022	FY 2022	FY 2023	FY 2023	FY 2024	FY 2024	*****	*****
Decision Item	ACTUAL	ACTUAL	BUDGET	BUDGET	DEPT REQ	DEPT REQ	SECURED	SECURED
Budget Object Class	DOLLAR	FTE	DOLLAR	FTE	DOLLAR	FTE	COLUMN	COLUMN
<b>BELLEFONTAINE HC</b>								
<b>CORE</b>								
HUMAN RESOURCES ASSISTANT	23,769	0.74	33,563	1.00	67,501	2.00	0	0.00
HUMAN RESOURCES GENERALIST	37,777	1.00	39,614	1.00	39,681	1.00	0	0.00
HUMAN RESOURCES SPECIALIST	57,548	1.06	69,865	1.17	58,693	1.00	0	0.00
BENEFIT PROGRAM SR SPECIALIST	38,167	1.00	38,541	1.00	42,170	1.00	0	0.00
SECURITY OFFICER	31,430	1.08	58,499	2.00	53,796	2.00	0	0.00
ADVANCED SECURITY OFFICER	0	0.00	65,235	2.00	61,222	2.00	0	0.00
SAFETY INSPECTOR	21,407	0.47	24,090	0.50	24,090	0.50	0	0.00
DRIVER	31,243	1.02	32,403	1.00	33,603	1.00	0	0.00
<b>TOTAL - PS</b>	<b>12,251,335</b>	<b>323.59</b>	<b>18,456,961</b>	<b>459.35</b>	<b>18,456,961</b>	<b>459.35</b>	<b>0</b>	<b>0.00</b>
TRAVEL, IN-STATE	5,318	0.00	1,548	0.00	2,748	0.00	0	0.00
TRAVEL, OUT-OF-STATE	0	0.00	100	0.00	100	0.00	0	0.00
SUPPLIES	313,710	0.00	449,009	0.00	478,709	0.00	0	0.00
PROFESSIONAL DEVELOPMENT	854	0.00	9,016	0.00	13,016	0.00	0	0.00
COMMUNICATION SERV & SUPP	22,071	0.00	68,756	0.00	83,756	0.00	0	0.00
PROFESSIONAL SERVICES	86,263	0.00	145,617	0.00	145,617	0.00	0	0.00
HOUSEKEEPING & JANITORIAL SERV	13,582	0.00	21,529	0.00	21,529	0.00	0	0.00
M&R SERVICES	12,850	0.00	23,024	0.00	23,024	0.00	0	0.00
COMPUTER EQUIPMENT	0	0.00	1,000	0.00	1,000	0.00	0	0.00
MOTORIZED EQUIPMENT	0	0.00	89,000	0.00	89,000	0.00	0	0.00
OFFICE EQUIPMENT	1,299	0.00	3,802	0.00	3,802	0.00	0	0.00
OTHER EQUIPMENT	15,262	0.00	54,371	0.00	54,371	0.00	0	0.00
PROPERTY & IMPROVEMENTS	0	0.00	50,000	0.00	100	0.00	0	0.00
EQUIPMENT RENTALS & LEASES	2,872	0.00	5,768	0.00	5,768	0.00	0	0.00
<b>TOTAL - EE</b>	<b>474,081</b>	<b>0.00</b>	<b>922,540</b>	<b>0.00</b>	<b>922,540</b>	<b>0.00</b>	<b>0</b>	<b>0.00</b>
<b>GRAND TOTAL</b>	<b>\$12,725,416</b>	<b>323.59</b>	<b>\$19,379,501</b>	<b>459.35</b>	<b>\$19,379,501</b>	<b>459.35</b>	<b>\$0</b>	<b>0.00</b>
<b>GENERAL REVENUE</b>	<b>\$6,877,256</b>	<b>172.70</b>	<b>\$9,233,351</b>	<b>147.77</b>	<b>\$9,233,351</b>	<b>147.77</b>		<b>0.00</b>
<b>FEDERAL FUNDS</b>	<b>\$5,848,160</b>	<b>150.89</b>	<b>\$10,146,150</b>	<b>311.58</b>	<b>\$10,146,150</b>	<b>311.58</b>		<b>0.00</b>
<b>OTHER FUNDS</b>	<b>\$0</b>	<b>0.00</b>	<b>\$0</b>	<b>0.00</b>	<b>\$0</b>	<b>0.00</b>		<b>0.00</b>

# REPORT 10 - FY 2024 DEPARTMENT REQUEST

# DECISION ITEM DETAIL

Budget Unit	FY 2022	FY 2022	FY 2023	FY 2023	FY 2024	FY 2024	*****	*****
Decision Item	ACTUAL	ACTUAL	BUDGET	BUDGET	DEPT REQ	DEPT REQ	SECURED	SECURED
Budget Object Class	DOLLAR	FTE	DOLLAR	FTE	DOLLAR	FTE	COLUMN	COLUMN
<b>BELLEFONTAINE HC OVERTIME</b>								
<b>CORE</b>								
DIRECT CARE AIDE	148	0.00	0	0.00	0	0.00	0	0.00
REGISTERED NURSE	795	0.01	0	0.00	0	0.00	0	0.00
ADMINISTRATIVE SUPPORT CLERK	854	0.03	0	0.00	0	0.00	0	0.00
ADMIN SUPPORT ASSISTANT	27	0.00	0	0.00	0	0.00	0	0.00
STORES/WAREHOUSE ASSISTANT	540	0.02	0	0.00	0	0.00	0	0.00
BEHAVIORAL TECHNICIAN	552	0.02	0	0.00	0	0.00	0	0.00
LICENSED PRACTICAL NURSE	96,808	2.07	0	0.00	0	0.00	0	0.00
REGISTERED NURSE	171,168	2.32	0	0.00	0	0.00	0	0.00
REGISTERED NURSE SPEC/SPV	14,572	0.17	0	0.00	0	0.00	0	0.00
SUPPORT CARE ASSISTANT	463,058	17.57	0	0.00	0	0.00	0	0.00
SENIOR SUPPORT CARE ASSISTANT	181,942	5.54	0	0.00	0	0.00	0	0.00
SUPERVISING SUPPORT CARE ASST	91,046	2.55	0	0.00	0	0.00	0	0.00
TREATMENT SUPERVISOR	1,698	0.03	0	0.00	0	0.00	0	0.00
LICENSED CLINICAL SOCIAL WKR	270	0.00	0	0.00	0	0.00	0	0.00
OTHER	0	0.00	1,090,459	0.00	1,090,459	0.00	0	0.00
<b>TOTAL - PS</b>	<b>1,023,478</b>	<b>30.33</b>	<b>1,090,459</b>	<b>0.00</b>	<b>1,090,459</b>	<b>0.00</b>	<b>0</b>	<b>0.00</b>
<b>GRAND TOTAL</b>	<b>\$1,023,478</b>	<b>30.33</b>	<b>\$1,090,459</b>	<b>0.00</b>	<b>\$1,090,459</b>	<b>0.00</b>	<b>\$0</b>	<b>0.00</b>
<b>GENERAL REVENUE</b>	<b>\$982,971</b>	<b>29.42</b>	<b>\$1,049,952</b>	<b>0.00</b>	<b>\$1,049,952</b>	<b>0.00</b>		<b>0.00</b>
<b>FEDERAL FUNDS</b>	<b>\$40,507</b>	<b>0.91</b>	<b>\$40,507</b>	<b>0.00</b>	<b>\$40,507</b>	<b>0.00</b>		<b>0.00</b>
<b>OTHER FUNDS</b>	<b>\$0</b>	<b>0.00</b>	<b>\$0</b>	<b>0.00</b>	<b>\$0</b>	<b>0.00</b>		<b>0.00</b>

# REPORT 10 - FY 2024 DEPARTMENT REQUEST

# DECISION ITEM DETAIL

Budget Unit	FY 2022	FY 2022	FY 2023	FY 2023	FY 2024	FY 2024	*****	*****
Decision Item	ACTUAL	ACTUAL	BUDGET	BUDGET	DEPT REQ	DEPT REQ	SECURED	SECURED
Budget Object Class	DOLLAR	FTE	DOLLAR	FTE	DOLLAR	FTE	COLUMN	COLUMN
<b>HIGGINSVILLE HC</b>								
<b>CORE</b>								
DEPUTY DIVISION DIRECTOR	16,645	0.16	0	0.00	0	0.00	0	0.00
INSTITUTION SUPERINTENDENT	59,775	0.58	54,242	0.50	54,242	0.50	0	0.00
CLIENT/PATIENT WORKER	15,524	0.70	16,233	0.35	16,233	0.35	0	0.00
MISCELLANEOUS ADMINISTRATIVE	5,823	0.05	0	0.00	0	0.00	0	0.00
DOMESTIC SERVICE WORKER	13,407	0.41	34,875	1.00	34,875	1.00	0	0.00
SPECIAL ASST PROFESSIONAL	103,379	0.80	108,555	1.00	108,555	1.00	0	0.00
DIRECT CARE AIDE	526,304	14.56	542,125	20.07	510,872	20.07	0	0.00
REGISTERED NURSE	23,659	0.36	0	0.00	0	0.00	0	0.00
THERAPIST	60,509	0.53	0	0.00	0	0.00	0	0.00
THERAPY CONSULTANT	60,985	0.49	0	0.00	0	0.00	0	0.00
INVESTIGATOR	762	0.01	0	0.00	0	0.00	0	0.00
ADMINISTRATIVE SUPPORT CLERK	26,235	0.97	94,426	3.00	94,426	3.00	0	0.00
ADMIN SUPPORT ASSISTANT	95,896	3.20	167,876	5.00	167,876	5.00	0	0.00
LEAD ADMIN SUPPORT ASSISTANT	33,105	0.81	47,123	1.00	47,123	1.00	0	0.00
ADMIN SUPPORT PROFESSIONAL	35,006	1.00	36,722	1.00	44,722	1.00	0	0.00
ADMINISTRATIVE MANAGER	62,313	1.00	65,386	1.00	65,386	1.00	0	0.00
PROGRAM MANAGER	84,264	1.00	0	0.00	0	0.00	0	0.00
STORES/WAREHOUSE ASSISTANT	32,429	1.00	35,438	1.00	35,438	1.00	0	0.00
DIETITIAN	0	0.00	56,318	1.00	0	0.00	0	0.00
DIETITIAN SUPERVISOR	8,421	0.13	0	0.00	67,369	1.00	0	0.00
DENTIST	0	0.00	514	0.00	0	0.00	0	0.00
LICENSED PRACTICAL NURSE	309,020	7.20	617,189	14.00	717,189	16.00	0	0.00
REGISTERED NURSE	232,546	3.76	498,800	8.49	358,800	6.49	0	0.00
REGISTERED NURSE SPEC/SPV	121,259	1.91	128,467	2.00	121,164	2.00	0	0.00
NURSE MANAGER	0	0.00	71,743	1.00	71,743	1.00	0	0.00
OCCUPATIONAL THERAPY ASSISTANT	38,530	1.00	40,029	1.00	40,029	1.00	0	0.00
OCCUPATIONAL THERAPIST	0	0.00	51,495	0.40	48,327	0.40	0	0.00
PHYSICAL THERAPIST ASSISTANT	36,287	0.85	45,257	1.00	42,473	1.00	0	0.00
PHYSICAL THERAPIST	0	0.00	57,347	0.49	53,819	0.49	0	0.00
ASSOCIATE PSYCHOLOGIST	107,953	2.01	111,535	2.00	111,535	2.00	0	0.00
QUALITY IMPROVEMENT SPECIALIST	37,731	0.80	47,622	1.00	44,692	1.00	0	0.00
QUALITY IMPROVEMENT MANAGER	59,686	1.01	0	0.00	62,629	1.00	0	0.00

# REPORT 10 - FY 2024 DEPARTMENT REQUEST

# DECISION ITEM DETAIL

Budget Unit	FY 2022	FY 2022	FY 2023	FY 2023	FY 2024	FY 2024	*****	*****
Decision Item	ACTUAL	ACTUAL	BUDGET	BUDGET	DEPT REQ	DEPT REQ	SECURED	SECURED
Budget Object Class	DOLLAR	FTE	DOLLAR	FTE	DOLLAR	FTE	COLUMN	COLUMN
<b>HIGGINSVILLE HC</b>								
<b>CORE</b>								
THERAPEUTIC SERVICES WORKER	120,947	4.19	125,007	4.00	140,760	4.00	0	0.00
SPEECH-LANGUAGE PATHOLOGIST	16,793	0.27	54,475	1.00	54,475	1.00	0	0.00
SUPPORT CARE ASSISTANT	1,258,192	45.53	4,821,646	162.13	4,835,233	161.13	0	0.00
SENIOR SUPPORT CARE ASSISTANT	535,953	17.63	1,048,078	33.00	968,078	31.00	0	0.00
SUPERVISING SUPPORT CARE ASST	293,048	8.27	241,050	7.00	321,050	9.00	0	0.00
SUPPORT CARE PROFESSIONAL	454,927	11.12	682,647	17.00	640,461	17.00	0	0.00
TREATMENT SUPERVISOR	144,125	2.91	158,711	3.00	148,962	3.00	0	0.00
TREATMENT MANAGER	183,205	2.95	254,444	4.00	257,444	4.00	0	0.00
SENIOR CLINICAL CASEWORKER	0	0.00	44,497	1.00	41,759	1.00	0	0.00
LICENSED CLINICAL SOCIAL WKR	45,726	1.01	45,970	1.00	43,142	1.00	0	0.00
CUSTODIAL ASSISTANT	110,195	4.22	179,251	6.00	179,251	6.00	0	0.00
CUSTODIAL SUPERVISOR	19,776	0.59	0	0.00	36,407	1.00	0	0.00
FOOD SERVICE ASSISTANT	150,772	5.75	310,604	9.00	287,228	8.00	0	0.00
FOOD SERVICE WORKER	66,700	2.47	84,177	3.00	84,177	3.00	0	0.00
FOOD SERVICE SUPERVISOR	94,127	2.80	70,520	2.00	70,520	2.00	0	0.00
FOOD SERVICE MANAGER	38,899	1.01	37,541	1.00	37,541	1.00	0	0.00
LAUNDRY WORKER	45,343	1.71	61,110	2.00	61,110	2.00	0	0.00
STAFF DEVELOPMENT TRAINER	0	0.00	0	0.00	46,225	1.00	0	0.00
STAFF DEVELOPMENT TRAINING MGR	56,820	1.00	59,036	1.00	55,405	1.00	0	0.00
ACCOUNTS ASSISTANT	24,508	0.85	61,512	2.00	36,512	1.00	0	0.00
HUMAN RESOURCES ASSISTANT	71,315	2.01	67,910	2.00	67,910	2.00	0	0.00
HUMAN RESOURCES GENERALIST	0	0.00	42,474	1.00	42,474	1.00	0	0.00
HUMAN RESOURCES SPECIALIST	60,166	1.00	63,134	1.00	63,134	1.00	0	0.00
BENEFIT PROGRAM SPECIALIST	32,753	0.99	34,665	1.00	39,001	1.00	0	0.00
SAFETY INSPECTOR	39,464	1.00	41,405	1.00	41,405	1.00	0	0.00
AUTOMOTIVE TECHNICIAN	43,384	1.00	44,787	1.00	44,787	1.00	0	0.00
<b>TOTAL - PS</b>	<b>6,114,591</b>	<b>166.58</b>	<b>11,563,968</b>	<b>333.43</b>	<b>11,563,968</b>	<b>333.43</b>	<b>0</b>	<b>0.00</b>
TRAVEL, IN-STATE	3,010	0.00	4,076	0.00	4,076	0.00	0	0.00
FUEL & UTILITIES	0	0.00	400	0.00	400	0.00	0	0.00
SUPPLIES	282,471	0.00	275,803	0.00	268,303	0.00	0	0.00
PROFESSIONAL DEVELOPMENT	7,506	0.00	2,090	0.00	2,090	0.00	0	0.00
COMMUNICATION SERV & SUPP	28,712	0.00	14,500	0.00	22,500	0.00	0	0.00

REPORT 10 - FY 2024 DEPARTMENT REQUEST

DECISION ITEM DETAIL

Budget Unit	FY 2022	FY 2022	FY 2023	FY 2023	FY 2024	FY 2024	*****	*****
Decision Item	ACTUAL	ACTUAL	BUDGET	BUDGET	DEPT REQ	DEPT REQ	SECURED	SECURED
Budget Object Class	DOLLAR	FTE	DOLLAR	FTE	DOLLAR	FTE	COLUMN	COLUMN
HIGGINSVILLE HC								
CORE								
PROFESSIONAL SERVICES	87,375	0.00	99,019	0.00	98,919	0.00	0	0.00
HOUSEKEEPING & JANITORIAL SERV	19,095	0.00	15,290	0.00	18,790	0.00	0	0.00
M&R SERVICES	6,671	0.00	6,259	0.00	6,259	0.00	0	0.00
OFFICE EQUIPMENT	0	0.00	500	0.00	500	0.00	0	0.00
OTHER EQUIPMENT	17,177	0.00	23,160	0.00	19,260	0.00	0	0.00
PROPERTY & IMPROVEMENTS	0	0.00	507	0.00	507	0.00	0	0.00
BUILDING LEASE PAYMENTS	0	0.00	100	0.00	100	0.00	0	0.00
EQUIPMENT RENTALS & LEASES	1,016	0.00	100	0.00	100	0.00	0	0.00
MISCELLANEOUS EXPENSES	311	0.00	200	0.00	200	0.00	0	0.00
TOTAL - EE	453,344	0.00	442,004	0.00	442,004	0.00	0	0.00
GRAND TOTAL	\$6,567,935	166.58	\$12,005,972	333.43	\$12,005,972	333.43	\$0	0.00
GENERAL REVENUE	\$3,764,939	105.89	\$5,223,816	109.42	\$5,223,816	109.42		0.00
FEDERAL FUNDS	\$2,802,996	60.69	\$6,782,156	224.01	\$6,782,156	224.01		0.00
OTHER FUNDS	\$0	0.00	\$0	0.00	\$0	0.00		0.00

# REPORT 10 - FY 2024 DEPARTMENT REQUEST

# DECISION ITEM DETAIL

Budget Unit	FY 2022	FY 2022	FY 2023	FY 2023	FY 2024	FY 2024	*****	*****
Decision Item	ACTUAL	ACTUAL	BUDGET	BUDGET	DEPT REQ	DEPT REQ	SECURED	SECURED
Budget Object Class	DOLLAR	FTE	DOLLAR	FTE	DOLLAR	FTE	COLUMN	COLUMN
<b>HIGGINSVILLE HC OVERTIME</b>								
<b>CORE</b>								
DIRECT CARE AIDE	9,980	0.20	0	0.00	0	0.00	0	0.00
ADMINISTRATIVE SUPPORT CLERK	779	0.03	0	0.00	0	0.00	0	0.00
ADMIN SUPPORT ASSISTANT	5,404	0.19	0	0.00	0	0.00	0	0.00
ADMIN SUPPORT PROFESSIONAL	130	0.00	0	0.00	0	0.00	0	0.00
LICENSED PRACTICAL NURSE	4,766	0.11	0	0.00	0	0.00	0	0.00
REGISTERED NURSE	13,537	0.19	0	0.00	0	0.00	0	0.00
REGISTERED NURSE SPEC/SPV	2,599	0.04	0	0.00	0	0.00	0	0.00
OCCUPATIONAL THERAPY ASSISTANT	3,147	0.08	0	0.00	0	0.00	0	0.00
PHYSICAL THERAPIST ASSISTANT	271	0.01	0	0.00	0	0.00	0	0.00
ASSOCIATE PSYCHOLOGIST	4,775	0.09	0	0.00	0	0.00	0	0.00
THERAPEUTIC SERVICES WORKER	9,284	0.34	0	0.00	0	0.00	0	0.00
SPEECH-LANGUAGE PATHOLOGIST	843	0.01	0	0.00	0	0.00	0	0.00
SUPPORT CARE ASSISTANT	242,784	9.25	0	0.00	0	0.00	0	0.00
SENIOR SUPPORT CARE ASSISTANT	120,482	4.12	0	0.00	0	0.00	0	0.00
SUPERVISING SUPPORT CARE ASST	32,493	0.95	0	0.00	0	0.00	0	0.00
SUPPORT CARE PROFESSIONAL	48,351	1.20	0	0.00	0	0.00	0	0.00
TREATMENT SUPERVISOR	4,526	0.09	0	0.00	0	0.00	0	0.00
CUSTODIAL ASSISTANT	1,392	0.05	0	0.00	0	0.00	0	0.00
CUSTODIAL SUPERVISOR	666	0.02	0	0.00	0	0.00	0	0.00
FOOD SERVICE ASSISTANT	8,399	0.35	0	0.00	0	0.00	0	0.00
FOOD SERVICE WORKER	954	0.03	0	0.00	0	0.00	0	0.00
FOOD SERVICE SUPERVISOR	3,758	0.12	0	0.00	0	0.00	0	0.00
FOOD SERVICE MANAGER	716	0.02	0	0.00	0	0.00	0	0.00
HUMAN RESOURCES ASSISTANT	482	0.02	0	0.00	0	0.00	0	0.00
OTHER	0	0.00	554,241	0.00	554,241	0.00	0	0.00
<b>TOTAL - PS</b>	<b>520,518</b>	<b>17.51</b>	<b>554,241</b>	<b>0.00</b>	<b>554,241</b>	<b>0.00</b>	<b>0</b>	<b>0.00</b>
<b>GRAND TOTAL</b>	<b>\$520,518</b>	<b>17.51</b>	<b>\$554,241</b>	<b>0.00</b>	<b>\$554,241</b>	<b>0.00</b>	<b>\$0</b>	<b>0.00</b>
<b>GENERAL REVENUE</b>	<b>\$423,947</b>	<b>14.69</b>	<b>\$457,669</b>	<b>0.00</b>	<b>\$457,669</b>	<b>0.00</b>		<b>0.00</b>
<b>FEDERAL FUNDS</b>	<b>\$96,571</b>	<b>2.82</b>	<b>\$96,572</b>	<b>0.00</b>	<b>\$96,572</b>	<b>0.00</b>		<b>0.00</b>
<b>OTHER FUNDS</b>	<b>\$0</b>	<b>0.00</b>	<b>\$0</b>	<b>0.00</b>	<b>\$0</b>	<b>0.00</b>		<b>0.00</b>



# REPORT 10 - FY 2024 DEPARTMENT REQUEST

# DECISION ITEM DETAIL

Budget Unit	FY 2022	FY 2022	FY 2023	FY 2023	FY 2024	FY 2024	*****	*****
Decision Item	ACTUAL	ACTUAL	BUDGET	BUDGET	DEPT REQ	DEPT REQ	SECURED	SECURED
Budget Object Class	DOLLAR	FTE	DOLLAR	FTE	DOLLAR	FTE	COLUMN	COLUMN
<b>NORTHWEST COMMUNITY SRVS</b>								
<b>CORE</b>								
DEPUTY DIVISION DIRECTOR	16,645	0.16	17,557	0.16	17,557	0.16	0	0.00
INSTITUTION SUPERINTENDENT	59,776	0.58	54,228	1.00	54,228	1.00	0	0.00
MISCELLANEOUS ADMINISTRATIVE	5,819	0.05	0	0.00	0	0.00	0	0.00
SPECIAL ASST PROFESSIONAL	77,712	1.00	0	0.00	0	0.00	0	0.00
DIRECT CARE AIDE	1,186,453	29.83	931,636	23.55	931,636	23.55	0	0.00
LICENSED PRACTICAL NURSE	12,000	0.20	0	0.00	0	0.00	0	0.00
INVESTIGATOR	640	0.01	0	0.00	0	0.00	0	0.00
ADMINISTRATIVE SUPPORT CLERK	77,957	2.78	154,042	4.50	0	0.00	0	0.00
ADMIN SUPPORT ASSISTANT	273,345	9.10	311,392	9.00	476,185	13.50	0	0.00
LEAD ADMIN SUPPORT ASSISTANT	46,903	1.05	50,784	1.00	50,784	1.00	0	0.00
ADMINISTRATIVE MANAGER	52,932	0.79	71,082	1.00	71,082	1.00	0	0.00
STORES/WAREHOUSE ASSISTANT	0	0.00	303	0.00	0	0.00	0	0.00
BEHAVIOR ANALYST	72,623	1.00	75,457	1.00	76,204	1.00	0	0.00
LICENSED PRACTICAL NURSE	567,804	12.87	698,666	16.00	828,632	15.00	0	0.00
SR LICENSED PRACTICAL NURSE	59,654	1.17	0	0.00	114,254	2.00	0	0.00
REGISTERED NURSE	422,715	6.69	447,915	7.00	511,431	7.00	0	0.00
REGISTERED NURSE SPEC/SPV	124,062	2.00	127,668	2.00	146,818	2.00	0	0.00
NURSE MANAGER	77,083	1.00	80,358	1.00	80,358	1.00	0	0.00
PHYSICAL THERAPIST ASSISTANT	48,733	1.01	50,543	1.00	50,543	1.00	0	0.00
ASSOCIATE PSYCHOLOGIST	0	0.00	552	0.00	0	0.00	0	0.00
QUALITY IMPROVEMENT SPECIALIST	190,370	4.02	199,236	4.00	199,236	4.00	0	0.00
QUALITY IMPROVEMENT MANAGER	64,205	1.00	67,371	1.00	67,371	1.00	0	0.00
SUPPORT CARE ASSISTANT	8,679,111	311.82	13,668,363	412.00	13,670,310	430.00	0	0.00
SENIOR SUPPORT CARE ASSISTANT	239,977	7.32	958,457	29.00	310,619	8.00	0	0.00
SUPERVISING SUPPORT CARE ASST	709,582	19.89	640,917	17.00	710,565	17.00	0	0.00
SUPPORT CARE PROFESSIONAL	1,409,912	34.95	1,320,662	32.00	1,476,750	32.00	0	0.00
TREATMENT SUPERVISOR	91,907	1.59	125,838	2.00	125,838	2.00	0	0.00
TREATMENT MANAGER	320,107	5.34	470,105	7.00	470,105	7.00	0	0.00
LICENSED CLINICAL SOCIAL WKR	0	0.00	586	0.00	0	0.00	0	0.00
CUSTODIAL ASSISTANT	26,713	1.00	32,051	1.00	32,051	1.00	0	0.00
STAFF DEVELOPMENT TRAINER	21,495	0.50	45,819	1.00	0	0.00	0	0.00
STAFF DEV TRAINING SPECIALIST	143,949	3.19	141,630	3.00	141,985	3.00	0	0.00

## REPORT 10 - FY 2024 DEPARTMENT REQUEST

## DECISION ITEM DETAIL

Budget Unit	FY 2022	FY 2022	FY 2023	FY 2023	FY 2024	FY 2024	*****	*****
Decision Item	ACTUAL	ACTUAL	BUDGET	BUDGET	DEPT REQ	DEPT REQ	SECURED	SECURED
Budget Object Class	DOLLAR	FTE	DOLLAR	FTE	DOLLAR	FTE	COLUMN	COLUMN
<b>NORTHWEST COMMUNITY SRVS</b>								
<b>CORE</b>								
STAFF DEVELOPMENT TRAINING MGR	60,257	1.06	59,621	1.00	59,621	1.00	0	0.00
ACCOUNTS ASSISTANT	116,986	4.03	157,714	5.00	158,644	5.00	0	0.00
ACCOUNTS SUPERVISOR	42,471	0.86	45,021	1.00	50,866	1.00	0	0.00
PROCUREMENT ASSOCIATE	28,672	0.79	38,527	1.00	38,527	1.00	0	0.00
HUMAN RESOURCES ASSISTANT	62,528	1.53	87,072	2.00	122,802	3.00	0	0.00
HUMAN RESOURCES GENERALIST	4,006	0.08	447	0.00	47,932	1.00	0	0.00
HUMAN RESOURCES MANAGER	52,932	0.79	71,082	1.00	71,082	1.00	0	0.00
BENEFIT PROGRAM SPECIALIST	38,715	1.01	41,074	1.00	79,760	2.00	0	0.00
REHABILITATION ASSOCIATE	260,115	9.11	476,378	16.00	476,378	16.00	0	0.00
SAFETY INSPECTOR	43,431	1.00	45,574	1.00	45,574	1.00	0	0.00
MAINTENANCE/GROUNDS TECHNICIAN	116,462	3.32	110,169	3.00	110,169	3.00	0	0.00
OTHER	0	0.00	831,427	0.00	831,427	0.00	0	0.00
<b>TOTAL - PS</b>	<b>15,906,759</b>	<b>485.49</b>	<b>22,707,324</b>	<b>609.21</b>	<b>22,707,324</b>	<b>609.21</b>	<b>0</b>	<b>0.00</b>
TRAVEL, IN-STATE	123,398	0.00	81,164	0.00	81,164	0.00	0	0.00
FUEL & UTILITIES	4,161	0.00	5,850	0.00	5,850	0.00	0	0.00
SUPPLIES	205,350	0.00	379,108	0.00	350,608	0.00	0	0.00
PROFESSIONAL DEVELOPMENT	19,871	0.00	15,900	0.00	15,900	0.00	0	0.00
COMMUNICATION SERV & SUPP	99,604	0.00	109,208	0.00	124,208	0.00	0	0.00
PROFESSIONAL SERVICES	246,577	0.00	333,050	0.00	333,050	0.00	0	0.00
HOUSEKEEPING & JANITORIAL SERV	14,470	0.00	12,750	0.00	20,250	0.00	0	0.00
M&R SERVICES	32,462	0.00	49,569	0.00	55,569	0.00	0	0.00
COMPUTER EQUIPMENT	0	0.00	1,000	0.00	1,000	0.00	0	0.00
MOTORIZED EQUIPMENT	0	0.00	100	0.00	100	0.00	0	0.00
OFFICE EQUIPMENT	0	0.00	7,000	0.00	7,000	0.00	0	0.00
OTHER EQUIPMENT	24,435	0.00	23,671	0.00	23,671	0.00	0	0.00
PROPERTY & IMPROVEMENTS	0	0.00	100	0.00	100	0.00	0	0.00
EQUIPMENT RENTALS & LEASES	544	0.00	900	0.00	900	0.00	0	0.00

REPORT 10 - FY 2024 DEPARTMENT REQUEST

DECISION ITEM DETAIL

Budget Unit	FY 2022	FY 2022	FY 2023	FY 2023	FY 2024	FY 2024	*****	*****
Decision Item	ACTUAL	ACTUAL	BUDGET	BUDGET	DEPT REQ	DEPT REQ	SECURED	SECURED
Budget Object Class	DOLLAR	FTE	DOLLAR	FTE	DOLLAR	FTE	COLUMN	COLUMN
NORTHWEST COMMUNITY SRVS								
CORE								
MISCELLANEOUS EXPENSES	3,229	0.00	1,800	0.00	1,800	0.00	0	0.00
TOTAL - EE	774,101	0.00	1,021,170	0.00	1,021,170	0.00	0	0.00
GRAND TOTAL	\$16,680,860	485.49	\$23,728,494	609.21	\$23,728,494	609.21	\$0	0.00
GENERAL REVENUE	\$7,295,718	184.09	\$10,247,793	165.89	\$10,247,793	165.89		0.00
FEDERAL FUNDS	\$9,385,142	301.40	\$13,480,701	443.32	\$13,480,701	443.32		0.00
OTHER FUNDS	\$0	0.00	\$0	0.00	\$0	0.00		0.00

## REPORT 10 - FY 2024 DEPARTMENT REQUEST

## DECISION ITEM DETAIL

Budget Unit	FY 2022	FY 2022	FY 2023	FY 2023	FY 2024	FY 2024	*****	*****
Decision Item	ACTUAL	ACTUAL	BUDGET	BUDGET	DEPT REQ	DEPT REQ	SECURED	SECURED
Budget Object Class	DOLLAR	FTE	DOLLAR	FTE	DOLLAR	FTE	COLUMN	COLUMN
<b>SW COM SRVC DD</b>								
<b>CORE</b>								
DEPUTY DIVISION DIRECTOR	21,200	0.20	18,297	0.17	18,297	0.17	0	0.00
INSTITUTION SUPERINTENDENT	90,674	1.00	95,199	1.00	98,210	1.00	0	0.00
OFFICE WORKER MISCELLANEOUS	0	0.00	10,408	0.05	10,408	0.05	0	0.00
MISCELLANEOUS ADMINISTRATIVE	5,823	0.05	0	0.00	0	0.00	0	0.00
STAFF PHYSICIAN	25,827	0.06	32,080	0.24	32,080	0.24	0	0.00
DIRECT CARE AIDE	121,501	4.14	163,231	10.50	173,901	10.50	0	0.00
INVESTIGATOR	5,293	0.06	0	0.00	0	0.00	0	0.00
ADMINISTRATIVE SUPPORT CLERK	29,537	1.00	35,090	1.00	35,090	1.00	0	0.00
ADMIN SUPPORT ASSISTANT	81,225	2.62	108,853	3.00	108,853	3.00	0	0.00
LEAD ADMIN SUPPORT ASSISTANT	63,970	2.00	73,314	2.00	73,314	2.00	0	0.00
ADMINISTRATIVE MANAGER	65,514	1.00	69,324	1.00	69,324	1.00	0	0.00
STORES/WAREHOUSE ASSOCIATE	44,561	1.33	36,227	1.00	36,227	1.00	0	0.00
BEHAVIOR ANALYST	0	0.00	76,894	1.00	76,894	1.00	0	0.00
LICENSED PRACTICAL NURSE	204,449	4.82	229,399	5.00	269,981	5.00	0	0.00
REGISTERED NURSE	273,588	4.58	349,302	5.00	349,302	5.00	0	0.00
REGISTERED NURSE SPEC/SPV	86,120	1.29	72,724	1.00	76,767	1.00	0	0.00
QUALITY IMPROVEMENT SPECIALIST	48,365	1.01	50,843	1.00	50,843	1.00	0	0.00
QUALITY IMPROVEMENT MANAGER	62,951	1.00	66,938	1.00	66,938	1.00	0	0.00
SUPPORT CARE ASSISTANT	2,882,773	104.01	5,752,762	166.00	5,672,563	166.00	0	0.00
SENIOR SUPPORT CARE ASSISTANT	163,011	5.40	195,040	6.00	195,040	6.00	0	0.00
SUPERVISING SUPPORT CARE ASST	245,547	7.42	208,023	6.00	208,023	6.00	0	0.00
SUPPORT CARE PROFESSIONAL	298,848	7.83	395,381	10.00	408,292	10.00	0	0.00
TREATMENT SUPERVISOR	95,125	2.01	102,148	2.00	100,501	2.00	0	0.00
TREATMENT MANAGER	197,597	3.39	183,965	3.00	185,612	3.00	0	0.00
STAFF DEV TRAINING SPECIALIST	96,511	2.03	97,042	2.00	102,910	2.00	0	0.00
STAFF DEVELOPMENT TRAINING MGR	56,246	1.00	59,733	1.00	59,733	1.00	0	0.00
ACCOUNTS ASSISTANT	26,331	0.87	33,693	1.00	33,693	1.00	0	0.00
SENIOR ACCOUNTS ASSISTANT	32,517	1.00	34,610	1.00	34,610	1.00	0	0.00
ACCOUNTANT	70,968	1.95	78,876	2.00	78,876	2.00	0	0.00
SENIOR ACCOUNTANT	60,297	1.28	50,168	1.00	50,168	1.00	0	0.00
HUMAN RESOURCES ASSISTANT	36,656	1.00	38,524	1.00	38,524	1.00	0	0.00
HUMAN RESOURCES GENERALIST	47,029	1.16	42,672	1.00	42,672	1.00	0	0.00

# REPORT 10 - FY 2024 DEPARTMENT REQUEST

# DECISION ITEM DETAIL

Budget Unit	FY 2022	FY 2022	FY 2023	FY 2023	FY 2024	FY 2024	*****	*****
Decision Item	ACTUAL	ACTUAL	BUDGET	BUDGET	DEPT REQ	DEPT REQ	SECURED	SECURED
Budget Object Class	DOLLAR	FTE	DOLLAR	FTE	DOLLAR	FTE	COLUMN	COLUMN
<b>SW COM SRVC DD</b>								
<b>CORE</b>								
DRIVER	28,409	1.04	29,127	1.00	32,241	1.00	0	0.00
MAINTENANCE/GROUNDS WORKER	37,666	1.14	35,876	1.00	35,876	1.00	0	0.00
<b>TOTAL - PS</b>	<b>5,606,129</b>	<b>168.69</b>	<b>8,825,763</b>	<b>238.96</b>	<b>8,825,763</b>	<b>238.96</b>	<b>0</b>	<b>0.00</b>
TRAVEL, IN-STATE	1,641	0.00	6,500	0.00	6,500	0.00	0	0.00
TRAVEL, OUT-OF-STATE	0	0.00	100	0.00	100	0.00	0	0.00
FUEL & UTILITIES	1,192	0.00	3,320	0.00	3,320	0.00	0	0.00
SUPPLIES	63,779	0.00	103,392	0.00	103,392	0.00	0	0.00
PROFESSIONAL DEVELOPMENT	1,593	0.00	9,000	0.00	4,000	0.00	0	0.00
COMMUNICATION SERV & SUPP	38,900	0.00	43,436	0.00	43,436	0.00	0	0.00
PROFESSIONAL SERVICES	155,375	0.00	163,617	0.00	163,517	0.00	0	0.00
HOUSEKEEPING & JANITORIAL SERV	1,509	0.00	1,006	0.00	2,506	0.00	0	0.00
M&R SERVICES	11,413	0.00	32,661	0.00	32,661	0.00	0	0.00
OFFICE EQUIPMENT	5,227	0.00	25,513	0.00	24,513	0.00	0	0.00
OTHER EQUIPMENT	26,528	0.00	15,000	0.00	20,100	0.00	0	0.00
BUILDING LEASE PAYMENTS	20,840	0.00	30,000	0.00	30,000	0.00	0	0.00
EQUIPMENT RENTALS & LEASES	906	0.00	550	0.00	1,550	0.00	0	0.00
MISCELLANEOUS EXPENSES	0	0.00	2,375	0.00	875	0.00	0	0.00
<b>TOTAL - EE</b>	<b>328,903</b>	<b>0.00</b>	<b>436,470</b>	<b>0.00</b>	<b>436,470</b>	<b>0.00</b>	<b>0</b>	<b>0.00</b>
<b>GRAND TOTAL</b>	<b>\$5,935,032</b>	<b>168.69</b>	<b>\$9,262,233</b>	<b>238.96</b>	<b>\$9,262,233</b>	<b>238.96</b>	<b>\$0</b>	<b>0.00</b>
<b>GENERAL REVENUE</b>	<b>\$2,528,095</b>	<b>57.98</b>	<b>\$3,782,252</b>	<b>57.97</b>	<b>\$3,782,252</b>	<b>57.97</b>		<b>0.00</b>
<b>FEDERAL FUNDS</b>	<b>\$3,406,937</b>	<b>110.71</b>	<b>\$5,479,981</b>	<b>180.99</b>	<b>\$5,479,981</b>	<b>180.99</b>		<b>0.00</b>
<b>OTHER FUNDS</b>	<b>\$0</b>	<b>0.00</b>	<b>\$0</b>	<b>0.00</b>	<b>\$0</b>	<b>0.00</b>		<b>0.00</b>

# REPORT 10 - FY 2024 DEPARTMENT REQUEST

# DECISION ITEM DETAIL

Budget Unit	FY 2022	FY 2022	FY 2023	FY 2023	FY 2024	FY 2024	*****	*****
Decision Item	ACTUAL	ACTUAL	BUDGET	BUDGET	DEPT REQ	DEPT REQ	SECURED	SECURED
Budget Object Class	DOLLAR	FTE	DOLLAR	FTE	DOLLAR	FTE	COLUMN	COLUMN
<b>SW COM SRVC DD OVERTIME</b>								
<b>CORE</b>								
STORES/WAREHOUSE ASSOCIATE	7,449	0.23	0	0.00	0	0.00	0	0.00
LICENSED PRACTICAL NURSE	1,224	0.03	0	0.00	0	0.00	0	0.00
REGISTERED NURSE	6,063	0.10	0	0.00	0	0.00	0	0.00
QUALITY IMPROVEMENT SPECIALIST	134	0.00	0	0.00	0	0.00	0	0.00
SUPPORT CARE ASSISTANT	177,513	6.88	0	0.00	0	0.00	0	0.00
SENIOR SUPPORT CARE ASSISTANT	11,359	0.41	0	0.00	0	0.00	0	0.00
SUPERVISING SUPPORT CARE ASST	21,052	0.70	0	0.00	0	0.00	0	0.00
SUPPORT CARE PROFESSIONAL	5,296	0.15	0	0.00	0	0.00	0	0.00
TREATMENT SUPERVISOR	5,097	0.11	0	0.00	0	0.00	0	0.00
TREATMENT MANAGER	8,657	0.17	0	0.00	0	0.00	0	0.00
STAFF DEV TRAINING SPECIALIST	500	0.01	0	0.00	0	0.00	0	0.00
HUMAN RESOURCES GENERALIST	3,567	0.09	0	0.00	0	0.00	0	0.00
DRIVER	390	0.02	0	0.00	0	0.00	0	0.00
MAINTENANCE/GROUNDS WORKER	927	0.03	0	0.00	0	0.00	0	0.00
OTHER	0	0.00	265,539	0.00	265,539	0.00	0	0.00
<b>TOTAL - PS</b>	<b>249,228</b>	<b>8.93</b>	<b>265,539</b>	<b>0.00</b>	<b>265,539</b>	<b>0.00</b>	<b>0</b>	<b>0.00</b>
<b>GRAND TOTAL</b>	<b>\$249,228</b>	<b>8.93</b>	<b>\$265,539</b>	<b>0.00</b>	<b>\$265,539</b>	<b>0.00</b>	<b>\$0</b>	<b>0.00</b>
<b>GENERAL REVENUE</b>	<b>\$19,174</b>	<b>0.68</b>	<b>\$35,485</b>	<b>0.00</b>	<b>\$35,485</b>	<b>0.00</b>		<b>0.00</b>
<b>FEDERAL FUNDS</b>	<b>\$230,054</b>	<b>8.25</b>	<b>\$230,054</b>	<b>0.00</b>	<b>\$230,054</b>	<b>0.00</b>		<b>0.00</b>
<b>OTHER FUNDS</b>	<b>\$0</b>	<b>0.00</b>	<b>\$0</b>	<b>0.00</b>	<b>\$0</b>	<b>0.00</b>		<b>0.00</b>

# REPORT 10 - FY 2024 DEPARTMENT REQUEST

# DECISION ITEM DETAIL

Budget Unit	FY 2022	FY 2022	FY 2023	FY 2023	FY 2024	FY 2024	*****	*****
Decision Item	ACTUAL	ACTUAL	BUDGET	BUDGET	DEPT REQ	DEPT REQ	SECURED	SECURED
Budget Object Class	DOLLAR	FTE	DOLLAR	FTE	DOLLAR	FTE	COLUMN	COLUMN
<b>ST LOUIS DDTC</b>								
<b>CORE</b>								
DEPUTY DIVISION DIRECTOR	51,101	0.49	53,712	0.50	53,712	0.50	0	0.00
INSTITUTION SUPERINTENDENT	95,431	1.00	101,330	1.00	101,329	1.00	0	0.00
CLIENT/PATIENT WORKER	82,927	4.22	67,130	10.00	63,000	7.25	0	0.00
FISCAL CONSULTANT	55,605	0.81	70,499	0.98	70,499	0.69	0	0.00
MISCELLANEOUS PROFESSIONAL	4,928	0.11	0	0.00	0	0.00	0	0.00
DOMESTIC SERVICE WORKER	54,470	0.94	50,151	2.25	50,151	2.25	0	0.00
STAFF PHYSICIAN SPECIALIST	413,451	1.67	569,714	1.98	534,714	1.98	0	0.00
MEDICAL ADMINISTRATOR	94,493	0.31	85,244	0.25	80,000	0.25	0	0.00
CONSULTING PHYSICIAN	110,087	0.45	121,325	0.49	121,325	0.49	0	0.00
SPECIAL ASST PROFESSIONAL	246,787	3.30	144,799	3.00	265,806	4.12	0	0.00
DIRECT CARE AIDE	418,522	10.03	134,895	12.77	134,895	12.77	0	0.00
LICENSED PRACTICAL NURSE	0	0.00	245	0.00	0	0.00	0	0.00
REGISTERED NURSE	0	0.00	338	0.00	0	0.00	0	0.00
THERAPY AIDE	0	0.00	30,951	0.49	0	0.00	0	0.00
THERAPIST	0	0.00	24,265	0.24	38,265	0.49	0	0.00
THERAPY CONSULTANT	48,613	0.51	47,871	0.48	50,671	0.49	0	0.00
PHARMACIST	56,245	0.47	59,677	0.45	59,677	0.49	0	0.00
SPEECH PATHOLOGIST	57,626	0.56	43,364	0.49	50,564	0.49	0	0.00
ADMINISTRATIVE SUPPORT CLERK	97,542	3.41	134,208	5.00	134,208	5.00	0	0.00
ADMIN SUPPORT ASSISTANT	176,691	5.66	230,949	6.00	230,949	6.00	0	0.00
LEAD ADMIN SUPPORT ASSISTANT	29,499	0.79	43,179	1.00	39,781	1.00	0	0.00
ADMIN SUPPORT PROFESSIONAL	39,742	1.00	41,753	1.00	41,753	1.00	0	0.00
PROGRAM MANAGER	100,086	1.25	0	0.00	110,831	1.25	0	0.00
STORES/WAREHOUSE ASSISTANT	123,418	4.14	122,956	4.00	122,956	4.00	0	0.00
STORES/WAREHOUSE ASSOCIATE	61,387	1.99	82,682	2.00	82,682	2.00	0	0.00
STORES/WAREHOUSE SUPERVISOR	33,650	1.00	34,828	1.00	35,485	1.00	0	0.00
BEHAVIOR ANALYST	127,435	1.70	156,981	2.00	156,981	2.00	0	0.00
BEHAVIORAL TECHNICIAN	27,267	0.66	42,756	1.00	91,336	2.00	0	0.00
DIETITIAN	30,885	0.54	33,028	0.50	33,028	0.50	0	0.00
DENTAL HYGIENIST	47,362	1.00	51,836	1.00	51,836	1.00	0	0.00
LICENSED PRACTICAL NURSE	563,691	11.56	985,128	14.00	985,128	13.00	0	0.00
REGISTERED NURSE	2,290,623	29.84	2,084,001	27.00	2,084,001	27.00	0	0.00

# REPORT 10 - FY 2024 DEPARTMENT REQUEST

# DECISION ITEM DETAIL

Budget Unit	FY 2022	FY 2022	FY 2023	FY 2023	FY 2024	FY 2024	*****	*****
Decision Item	ACTUAL	ACTUAL	BUDGET	BUDGET	DEPT REQ	DEPT REQ	SECURED	SECURED
Budget Object Class	DOLLAR	FTE	DOLLAR	FTE	DOLLAR	FTE	COLUMN	COLUMN
<b>ST LOUIS DDTC</b>								
<b>CORE</b>								
REGISTERED NURSE SPEC/SPV	795,062	9.26	845,588	10.00	845,588	10.00	0	0.00
NURSE MANAGER	71,787	1.00	86,510	1.00	154,000	2.00	0	0.00
DIRECTOR OF NURSING	95,205	1.00	99,127	1.00	113,904	1.00	0	0.00
OCCUPATIONAL THERAPY ASSISTANT	92,245	2.00	97,138	2.00	97,138	2.00	0	0.00
OCCUPATIONAL THERAPIST	0	0.00	672	0.00	0	0.00	0	0.00
LIC PROFESSIONAL COUNSELOR	56,676	0.98	60,935	1.00	60,935	1.00	0	0.00
PHYSICAL THERAPIST ASSISTANT	45,978	1.00	48,246	1.00	48,246	1.00	0	0.00
QUALITY IMPROVEMENT SPECIALIST	104,265	2.00	114,252	2.00	114,252	2.00	0	0.00
QUALITY IMPROVEMENT MANAGER	70,546	1.00	74,251	1.00	74,251	1.00	0	0.00
THERAPEUTIC SERVICES WORKER	24,989	0.90	40,839	1.00	35,532	1.00	0	0.00
SR THERAPEUTIC SERVICES WORKER	20,484	0.63	37,528	1.00	37,528	1.00	0	0.00
SPEECH-LANGUAGE PATHOLGST ASST	14,767	0.35	40,070	0.98	40,070	0.60	0	0.00
SUPPORT CARE ASSISTANT	4,513,312	165.18	7,940,795	248.56	7,560,686	248.56	0	0.00
SENIOR SUPPORT CARE ASSISTANT	1,164,458	34.79	1,720,417	60.87	1,720,417	59.87	0	0.00
SUPERVISING SUPPORT CARE ASST	809,778	21.53	782,814	20.00	782,814	20.00	0	0.00
SUPPORT CARE PROFESSIONAL	360,442	8.93	432,028	12.00	432,028	12.00	0	0.00
TREATMENT SUPERVISOR	304,045	5.89	315,654	6.00	315,654	6.00	0	0.00
TREATMENT MANAGER	197,274	2.75	237,315	3.00	237,315	3.00	0	0.00
CUSTODIAL ASSISTANT	177,584	6.71	323,097	10.00	323,097	10.00	0	0.00
CUSTODIAL WORKER	11,212	0.41	0	0.00	0	0.00	0	0.00
CUSTODIAL SUPERVISOR	35,499	1.05	39,082	1.00	39,082	1.00	0	0.00
STAFF DEV TRAINING SPECIALIST	112,978	2.52	141,996	3.00	141,996	3.00	0	0.00
ACCOUNTS ASSISTANT	48,830	1.63	69,465	2.00	69,465	2.00	0	0.00
SENIOR ACCOUNTS ASSISTANT	31,984	1.00	34,571	1.00	37,697	1.00	0	0.00
ACCOUNTS SUPERVISOR	82,319	2.00	85,085	2.00	85,085	2.00	0	0.00
ACCOUNTANT MANAGER	64,107	0.80	76,723	1.00	86,723	1.00	0	0.00
PROCUREMENT ASSOCIATE	49,959	1.75	62,273	2.00	62,273	2.00	0	0.00
PROCUREMENT ANALYST	2,799	0.06	13,856	0.29	0	0.00	0	0.00
PROCUREMENT SUPERVISOR	10,988	0.24	0	0.00	13,134	0.29	0	0.00
HUMAN RESOURCES ASSISTANT	57,076	1.58	77,016	2.00	72,285	2.00	0	0.00
HUMAN RESOURCES GENERALIST	43,077	1.04	44,530	1.00	85,794	2.00	0	0.00
HUMAN RESOURCES SPECIALIST	63,552	1.07	71,367	1.17	71,367	1.17	0	0.00



# REPORT 10 - FY 2024 DEPARTMENT REQUEST

# DECISION ITEM DETAIL

Budget Unit	FY 2022	FY 2022	FY 2023	FY 2023	FY 2024	FY 2024	*****	*****
Decision Item	ACTUAL	ACTUAL	BUDGET	BUDGET	DEPT REQ	DEPT REQ	SECURED	SECURED
Budget Object Class	DOLLAR	FTE	DOLLAR	FTE	DOLLAR	FTE	COLUMN	COLUMN
<b>ST LOUIS DDTC</b>								
<b>CORE</b>								
HUMAN RESOURCES MANAGER	78,770	1.01	79,248	1.00	102,698	1.12	0	0.00
BENEFIT PROGRAM SPECIALIST	26,864	0.79	37,925	1.00	35,591	1.00	0	0.00
SENIOR PROJECT MANAGER	0	0.00	0	0.00	8,000	0.12	0	0.00
DRIVER	28,929	0.98	33,752	1.00	33,752	1.00	0	0.00
SPECIALIZED TRADES WORKER	98,450	2.00	102,817	2.00	102,817	2.00	0	0.00
<b>TOTAL - PS</b>	<b>15,305,854</b>	<b>375.24</b>	<b>19,916,777</b>	<b>504.74</b>	<b>19,916,777</b>	<b>504.74</b>	<b>0</b>	<b>0.00</b>
TRAVEL, IN-STATE	1,791	0.00	3,322	0.00	3,322	0.00	0	0.00
TRAVEL, OUT-OF-STATE	0	0.00	1,100	0.00	1,100	0.00	0	0.00
SUPPLIES	725,399	0.00	668,486	0.00	668,486	0.00	0	0.00
PROFESSIONAL DEVELOPMENT	6,438	0.00	8,762	0.00	8,762	0.00	0	0.00
COMMUNICATION SERV & SUPP	40,245	0.00	69,446	0.00	69,446	0.00	0	0.00
PROFESSIONAL SERVICES	936,198	0.00	1,702,075	0.00	1,702,075	0.00	0	0.00
HOUSEKEEPING & JANITORIAL SERV	20,776	0.00	21,977	0.00	21,977	0.00	0	0.00
M&R SERVICES	19,096	0.00	24,680	0.00	24,680	0.00	0	0.00
MOTORIZED EQUIPMENT	0	0.00	1,000	0.00	1,000	0.00	0	0.00
OFFICE EQUIPMENT	5,040	0.00	6,398	0.00	6,398	0.00	0	0.00
OTHER EQUIPMENT	90,079	0.00	81,601	0.00	81,601	0.00	0	0.00
PROPERTY & IMPROVEMENTS	0	0.00	351	0.00	351	0.00	0	0.00
BUILDING LEASE PAYMENTS	0	0.00	500	0.00	500	0.00	0	0.00
EQUIPMENT RENTALS & LEASES	5,771	0.00	13,502	0.00	13,502	0.00	0	0.00
<b>TOTAL - EE</b>	<b>1,850,833</b>	<b>0.00</b>	<b>2,603,200</b>	<b>0.00</b>	<b>2,603,200</b>	<b>0.00</b>	<b>0</b>	<b>0.00</b>
<b>GRAND TOTAL</b>	<b>\$17,156,687</b>	<b>375.24</b>	<b>\$22,519,977</b>	<b>504.74</b>	<b>\$22,519,977</b>	<b>504.74</b>	<b>\$0</b>	<b>0.00</b>
<b>GENERAL REVENUE</b>	<b>\$6,838,324</b>	<b>91.55</b>	<b>\$9,210,512</b>	<b>103.39</b>	<b>\$9,210,512</b>	<b>103.39</b>		<b>0.00</b>
<b>FEDERAL FUNDS</b>	<b>\$10,318,363</b>	<b>283.69</b>	<b>\$13,309,465</b>	<b>401.35</b>	<b>\$13,309,465</b>	<b>401.35</b>		<b>0.00</b>
<b>OTHER FUNDS</b>	<b>\$0</b>	<b>0.00</b>	<b>\$0</b>	<b>0.00</b>	<b>\$0</b>	<b>0.00</b>		<b>0.00</b>

# REPORT 10 - FY 2024 DEPARTMENT REQUEST

# DECISION ITEM DETAIL

Budget Unit	FY 2022	FY 2022	FY 2023	FY 2023	FY 2024	FY 2024	*****	*****
Decision Item	ACTUAL	ACTUAL	BUDGET	BUDGET	DEPT REQ	DEPT REQ	SECURED	SECURED
Budget Object Class	DOLLAR	FTE	DOLLAR	FTE	DOLLAR	FTE	COLUMN	COLUMN
<b>SOUTHEAST MO RES SVCS</b>								
<b>CORE</b>								
DEVELOPMENTAL ASST I	3,156	0.00	0	0.00	0	0.00	0	0.00
DEPUTY DIVISION DIRECTOR	16,634	0.16	17,548	0.17	17,548	0.17	0	0.00
INSTITUTION SUPERINTENDENT	90,674	1.00	95,145	1.00	95,145	1.00	0	0.00
CLIENT/PATIENT WORKER	50,521	4.19	51,215	2.77	73,715	2.77	0	0.00
MISCELLANEOUS PROFESSIONAL	894	0.01	0	0.00	0	0.00	0	0.00
STAFF PHYSICIAN	191,446	0.75	0	0.00	0	0.00	0	0.00
DIRECT CARE AIDE	174,688	5.04	105,864	6.50	157,728	11.75	0	0.00
LICENSED PRACTICAL NURSE	12,908	0.23	15,349	0.50	14,405	0.50	0	0.00
REGISTERED NURSE	17,402	0.26	0	0.00	0	0.00	0	0.00
INVESTIGATOR	955	0.01	0	0.00	0	0.00	0	0.00
ADMINISTRATIVE SUPPORT CLERK	20,633	0.75	30,607	1.00	30,607	1.00	0	0.00
ADMIN SUPPORT ASSISTANT	63,298	2.11	67,047	2.00	67,047	2.00	0	0.00
LEAD ADMIN SUPPORT ASSISTANT	24,895	0.71	40,263	1.00	40,263	1.00	0	0.00
ADMINISTRATIVE MANAGER	149,814	2.43	195,345	3.00	70,845	1.00	0	0.00
BEHAVIOR ANALYST	5,449	0.07	79,520	1.00	159,040	2.00	0	0.00
BEHAVIORAL TECHNICIAN	59,763	1.95	70,292	2.00	335,006	10.50	0	0.00
SUPERVISING BEHAVIORAL TECH	0	0.00	0	0.00	80,856	2.00	0	0.00
LICENSED PRACTICAL NURSE	236,611	5.49	530,287	11.50	547,287	11.50	0	0.00
SR LICENSED PRACTICAL NURSE	104,335	2.07	97,568	2.00	63,418	1.00	0	0.00
REGISTERED NURSE	127,744	1.93	134,515	2.00	138,515	2.00	0	0.00
REGISTERED NURSE SPEC/SPV	192,450	2.76	204,052	3.00	232,052	3.00	0	0.00
PHYSICIAN	0	0.00	170,218	1.00	120,000	1.00	0	0.00
QUALITY IMPROVEMENT MANAGER	62,563	1.00	65,169	1.00	72,169	1.00	0	0.00
SUPPORT CARE ASSISTANT	3,092,228	113.11	4,076,758	139.25	3,545,531	124.50	0	0.00
SENIOR SUPPORT CARE ASSISTANT	789,397	25.96	906,888	29.00	906,888	29.00	0	0.00
SUPERVISING SUPPORT CARE ASST	304,634	9.05	380,731	9.50	380,731	9.50	0	0.00
SUPPORT CARE PROFESSIONAL	282,208	7.19	378,186	9.00	378,186	9.00	0	0.00
TREATMENT SUPERVISOR	89,573	1.89	102,855	2.00	102,855	2.00	0	0.00
TREATMENT MANAGER	55,443	0.71	79,712	1.00	216,212	3.00	0	0.00
CUSTODIAL WORKER	25,859	1.00	29,952	1.00	29,952	1.00	0	0.00
FOOD SERVICE ASSISTANT	70,716	2.86	115,231	4.00	151,231	3.50	0	0.00
FOOD SERVICE WORKER	120,738	4.27	132,585	4.00	141,585	3.50	0	0.00

# REPORT 10 - FY 2024 DEPARTMENT REQUEST

# DECISION ITEM DETAIL

Budget Unit	FY 2022	FY 2022	FY 2023	FY 2023	FY 2024	FY 2024	*****	*****
Decision Item	ACTUAL	ACTUAL	BUDGET	BUDGET	DEPT REQ	DEPT REQ	SECURED	SECURED
Budget Object Class	DOLLAR	FTE	DOLLAR	FTE	DOLLAR	FTE	COLUMN	COLUMN
<b>SOUTHEAST MO RES SVCS</b>								
<b>CORE</b>								
IN-SERVICE TRAINER	41,068	0.96	52,750	1.00	52,750	1.00	0	0.00
STAFF DEV TRAINING SPECIALIST	53,268	1.06	44,787	1.00	44,787	1.00	0	0.00
ACCOUNTS ASSISTANT	57,385	1.95	61,511	2.00	61,511	2.00	0	0.00
ACCOUNTS SUPERVISOR	73,493	2.14	70,992	2.00	70,992	2.00	0	0.00
HUMAN RESOURCES ASSISTANT	70,531	2.13	70,384	2.00	78,384	2.00	0	0.00
HUMAN RESOURCES GENERALIST	0	0.00	0	0.00	52,000	1.00	0	0.00
HUMAN RESOURCES SPECIALIST	0	0.00	55,915	1.00	0	0.00	0	0.00
<b>TOTAL - PS</b>	<b>6,733,374</b>	<b>207.20</b>	<b>8,529,241</b>	<b>249.19</b>	<b>8,529,241</b>	<b>249.19</b>	<b>0</b>	<b>0.00</b>
TRAVEL, IN-STATE	2,149	0.00	19,000	0.00	7,200	0.00	0	0.00
FUEL & UTILITIES	0	0.00	4,250	0.00	225	0.00	0	0.00
SUPPLIES	271,325	0.00	259,784	0.00	262,247	0.00	0	0.00
PROFESSIONAL DEVELOPMENT	3,564	0.00	17,575	0.00	6,870	0.00	0	0.00
COMMUNICATION SERV & SUPP	35,361	0.00	72,747	0.00	35,652	0.00	0	0.00
PROFESSIONAL SERVICES	279,827	0.00	157,762	0.00	269,762	0.00	0	0.00
HOUSEKEEPING & JANITORIAL SERV	26,753	0.00	44,179	0.00	25,229	0.00	0	0.00
M&R SERVICES	28,284	0.00	29,825	0.00	27,000	0.00	0	0.00
OFFICE EQUIPMENT	1,935	0.00	13,375	0.00	13,375	0.00	0	0.00
OTHER EQUIPMENT	27,011	0.00	46,100	0.00	26,800	0.00	0	0.00
PROPERTY & IMPROVEMENTS	0	0.00	9,603	0.00	8,525	0.00	0	0.00
BUILDING LEASE PAYMENTS	1,050	0.00	3,200	0.00	1,225	0.00	0	0.00
EQUIPMENT RENTALS & LEASES	0	0.00	2,385	0.00	2,135	0.00	0	0.00
MISCELLANEOUS EXPENSES	1,663	0.00	7,150	0.00	690	0.00	0	0.00
<b>TOTAL - EE</b>	<b>678,922</b>	<b>0.00</b>	<b>686,935</b>	<b>0.00</b>	<b>686,935</b>	<b>0.00</b>	<b>0</b>	<b>0.00</b>
<b>GRAND TOTAL</b>	<b>\$7,412,296</b>	<b>207.20</b>	<b>\$9,216,176</b>	<b>249.19</b>	<b>\$9,216,176</b>	<b>249.19</b>	<b>\$0</b>	<b>0.00</b>
<b>GENERAL REVENUE</b>	<b>\$2,239,025</b>	<b>60.02</b>	<b>\$3,308,632</b>	<b>51.65</b>	<b>\$3,308,632</b>	<b>51.65</b>		<b>0.00</b>
<b>FEDERAL FUNDS</b>	<b>\$5,173,271</b>	<b>147.18</b>	<b>\$5,907,544</b>	<b>197.54</b>	<b>\$5,907,544</b>	<b>197.54</b>		<b>0.00</b>
<b>OTHER FUNDS</b>	<b>\$0</b>	<b>0.00</b>	<b>\$0</b>	<b>0.00</b>	<b>\$0</b>	<b>0.00</b>		<b>0.00</b>

# REPORT 10 - FY 2024 DEPARTMENT REQUEST

# DECISION ITEM DETAIL

Budget Unit	FY 2022	FY 2022	FY 2023	FY 2023	FY 2024	FY 2024	*****	*****
Decision Item	ACTUAL	ACTUAL	BUDGET	BUDGET	DEPT REQ	DEPT REQ	SECURED	SECURED
Budget Object Class	DOLLAR	FTE	DOLLAR	FTE	DOLLAR	FTE	COLUMN	COLUMN
<b>SOUTHEAST MO RES SVCS OVERTIME</b>								
<b>CORE</b>								
DIRECT CARE AIDE	229	0.01	0	0.00	0	0.00	0	0.00
ADMINISTRATIVE SUPPORT CLERK	706	0.03	0	0.00	0	0.00	0	0.00
ADMIN SUPPORT ASSISTANT	835	0.03	0	0.00	0	0.00	0	0.00
BEHAVIORAL TECHNICIAN	182	0.01	0	0.00	0	0.00	0	0.00
LICENSED PRACTICAL NURSE	7,392	0.19	0	0.00	0	0.00	0	0.00
SR LICENSED PRACTICAL NURSE	1,835	0.04	0	0.00	0	0.00	0	0.00
REGISTERED NURSE	17,757	0.28	0	0.00	0	0.00	0	0.00
SUPPORT CARE ASSISTANT	202,971	7.91	0	0.00	0	0.00	0	0.00
SENIOR SUPPORT CARE ASSISTANT	45,477	1.59	0	0.00	0	0.00	0	0.00
SUPERVISING SUPPORT CARE ASST	11,314	0.38	0	0.00	0	0.00	0	0.00
TREATMENT MANAGER	5	0.00	0	0.00	0	0.00	0	0.00
FOOD SERVICE ASSISTANT	216	0.01	0	0.00	0	0.00	0	0.00
ACCOUNTS ASSISTANT	148	0.01	0	0.00	0	0.00	0	0.00
ACCOUNTS SUPERVISOR	2,119	0.06	0	0.00	0	0.00	0	0.00
HUMAN RESOURCES ASSISTANT	939	0.03	0	0.00	0	0.00	0	0.00
OTHER	0	0.00	311,242	0.00	311,242	0.00	0	0.00
<b>TOTAL - PS</b>	<b>292,125</b>	<b>10.58</b>	<b>311,242</b>	<b>0.00</b>	<b>311,242</b>	<b>0.00</b>	<b>0</b>	<b>0.00</b>
<b>GRAND TOTAL</b>	<b>\$292,125</b>	<b>10.58</b>	<b>\$311,242</b>	<b>0.00</b>	<b>\$311,242</b>	<b>0.00</b>	<b>\$0</b>	<b>0.00</b>
<b>GENERAL REVENUE</b>	<b>\$204,796</b>	<b>7.45</b>	<b>\$223,914</b>	<b>0.00</b>	<b>\$223,914</b>	<b>0.00</b>		<b>0.00</b>
<b>FEDERAL FUNDS</b>	<b>\$87,329</b>	<b>3.13</b>	<b>\$87,328</b>	<b>0.00</b>	<b>\$87,328</b>	<b>0.00</b>		<b>0.00</b>
<b>OTHER FUNDS</b>	<b>\$0</b>	<b>0.00</b>	<b>\$0</b>	<b>0.00</b>	<b>\$0</b>	<b>0.00</b>		<b>0.00</b>

PROGRAM DESCRIPTION	
Department: Mental Health	HB Section(s): 10.405, 10.525, 10.530, 10.535, 10.540, 10.545, 10.550
Program Name: State Operated Services	
Program is found in the following core budget(s): State Operated Services	
<p><b>1a. What strategic priority does this program address?</b></p> <p>State Operated Programs (SOP) align priorities with providing a continuum of care and habilitation for individuals with developmental disabilities (DD). Habilitation refers to a process aimed at helping people with DD attain, keep or improve skills and functioning for daily living in order to become more independent and self-sufficient.</p> <p><b>1b. What does this program do?</b></p> <p>SOP provides 24/7 residential long-term care. In conjunction with training in activities of daily living, habilitation services also include: assistance to expand employment opportunities; training in positive behavioral supports and providing crisis services to individuals with extreme violent behaviors; assistance and training with medication/health management, as well as enhancing geriatric care for an aging DD population. These services are provided in a variety of optional settings.</p> <p>As a part of Missouri’s service system for persons with intellectual and developmental disabilities, the Division of Developmental Disabilities (DD) operates three distinct programs: State Owned and Operated ICF/IID Habilitation Centers, State Operated Community Based Waiver Homes, State Owned and Operated Crisis Services.</p> <p><u>State-Owned and Operated ICF/IID Habilitation Centers</u> include Bellefontaine, Higginsville, St. Louis Developmental Disabilities Treatment Center in St. Charles and South County, and Southeast Missouri Residential Services in Poplar Bluff and Sikeston. These programs provide residential around-the-clock specialized care, in a structured long-term campus environment, for 248 individuals with intellectual and developmental disabilities. These facilities receive funding under Centers for Medicare and Medicaid Services' (CMS) <i>Intermediate Care Facilities for Individuals with Intellectual Disabilities</i> program (ICF/IID). CMS requirements ensure specific health care and safety standards are met; that the specialized developmental needs of each individual are addressed; and that these centers provide quality health care, appropriate oversight and supervision, active treatment, and habilitation. Many individuals currently residing at a habilitation center have made it their home for 25 to 30 years. With the increasing complex medical needs of these aging individuals with developmental disabilities, specialized health care has become of utmost importance at the centers. Many individuals are medically fragile and require 24 hour medical care through nursing and physician oversight. Furthermore, many individuals require specialized behavioral supports. In addition to specialized care, CMS also monitors that the developmental needs of the individuals are being met through active treatment and habilitation. This demands intensive seven-days-a-week close professional supervision in an environment conducive to enhancing each individual’s developmental learning in a day habilitation classroom setting at each center, or within the home in which the individual resides. Habilitation includes training in activities of daily living, as well as receiving therapies directly related to the person’s individualized habilitation plan. Staff employed at each habilitation center are state employees. Most of the staff employed are the direct support professionals, their supervisors, as well as nursing staff who provide around-the-clock personal, hygiene care and developmental teaching to the individuals who live on the campuses. Other staff employed at habilitation centers include physicians and psychiatrists; occupational, speech and physical therapists; behavioral analysts and psychologists; human resources; dietary and housekeeping; quality programs; fiscal management and business office; clerical and other support staff.</p>	

## PROGRAM DESCRIPTION

**Department:** Mental Health

**HB Section(s):** 10.405, 10.525, 10.530, 10.535,  
10.540, 10.545, 10.550

**Program Name:** State Operated Services

**Program is found in the following core budget(s):** State Operated Services

### 1b. What does this program do? (Continued)

In 1999, the U. S. Supreme Court ruled in the Olmstead case that the "integration mandate" of the Americans with Disabilities Act requires public agencies to provide services "in the most integrated setting appropriate to the needs of qualified individuals with disabilities". This ruling, along with national trends, has led to drastic down-sizing in large habilitation centers across the country. In Missouri's effort towards compliance with the Olmstead Act, individuals residing in habilitation centers, and their guardians, are provided information on options and choice for receiving waiver services in the community, rather than living at a state operated habilitation center. Additionally in 2008, DD halted long-term admissions to state operated habilitation centers and only admits individuals from community placements who are in crisis, on a short-term basis, until they are able to return to the community.

State Operated Community Based Waiver Homes began in 1990 to provide an option for individuals to move off campus, but still be served by state staff. Individualized residential settings in the community were a national trend to replace institutional care and were funded through a Medicaid Waiver program approved by CMS. The State Operated Community Based Waiver Services are operated through Northwest Community Services, Southwest Community Services and Southeast Missouri Waiver program. They provide supports to 182 individuals with intellectual and developmental disabilities who live in typical housing in the communities and neighborhoods of their choice. Like the habilitation centers, the staff that are employed to provide care to the individuals in the State Operated Community Based Waiver Programs, are state employees; however in contrast, the homes that the individuals reside in are private property which are leased by the individuals who live there. In order to maintain federal funding, these Waiver Programs must meet all of the required Comprehensive Waiver standards on a continual basis, as monitored by CMS. The standards ensure that these programs guarantee quality health care, appropriate supervision and oversight, choice of services, and adherence to promoting self-determination, employment, and community membership. Most of the individuals served in these programs previously resided on a habilitation center campus for many years prior to choosing to move to this type of optional program. As a result, many of the individuals receiving services through the State Operated Community Based Waiver Programs are considered medically fragile and aging with complex medical and/or behavioral needs. All individuals receive 24 hour support from state employed direct care, nursing and other professional staff, to ensure health and safety, quality of life, employment, and community integration. Currently, a large emphasis within the State Operated Waiver program is to assist individuals to seek and obtain employment in non-segregated settings within their communities.

State Owned and Operated Crisis Services: Each State-Operated DD program provides time limited crisis services for individuals with developmental disabilities residing in the community who are experiencing significant behavioral challenges, requiring short-term out of home support. With a comprehensive approach to evaluating the individual's support needs, the crisis service seeks to stabilize the individual's behavior while also making recommendations to the larger team for strategies to help the person successfully return to their community home. On average, this service is provided to approximately 21 individuals throughout the state at any given time.

The individuals served in all three of these program types are diagnosed with developmental disabilities ranging from mild to profound, with the majority being in the severe/profound range. To be eligible for services, an individual must meet the Division of DD's definition of having a developmental disability as set forth in Section 630.005 RSMo, and meet Division of DD criteria of requiring placement in a state operated facility or community residential services.

## PROGRAM DESCRIPTION

**Department:** Mental Health

**HB Section(s):** 10.405, 10.525, 10.530, 10.535,  
10.540, 10.545, 10.550

**Program Name:** State Operated Services

**Program is found in the following core budget(s):** State Operated Services

### 1b. What does this program do? (Continued)

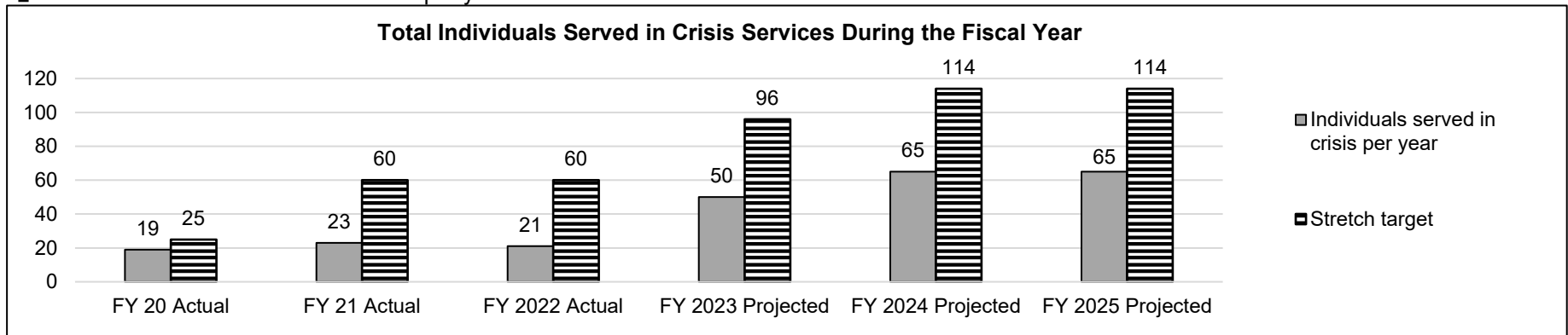
The habilitation center house bill sections includes funding for Habilitation Center campuses, as well as for individuals living in state-operated CMS Comprehensive Waiver Community homes. Core budget includes funding for campus services and their crisis services in the amount of approximately \$65.1 million and Community Waiver Homes in the amount of approximately \$33.3 million. The Division of DD will continue to use the flexibility in habilitation center budgets to purchase appropriate community services for consumers who choose to leave these facilities to live in the community.

### 2a. Provide an activity measure(s) for the program.

- Average age and length of stay for consumers in state-operated programs:

	<b>Average Current Age</b>	<b>Average Current Length of Stay - In Years</b>
Bellefontaine Habilitation Center	62	39.17
Higginsville Habilitation Center	53	24.60
Northwest Community Services	61	20.02
Southeast Missouri Residential Services	51	22.72
St Louis Developmental Disabilities Treatment Center	61	27.94
Southwest Community Services	54	27.05

- Number of individuals served in crisis per year.



DD projects an increase in the capacity of available services to better meet the increasing demands of individuals served who require crisis services. Stretch target projection is based on available crisis beds. New performance measures were developed in FY 2020.

## PROGRAM DESCRIPTION

Department: Mental Health

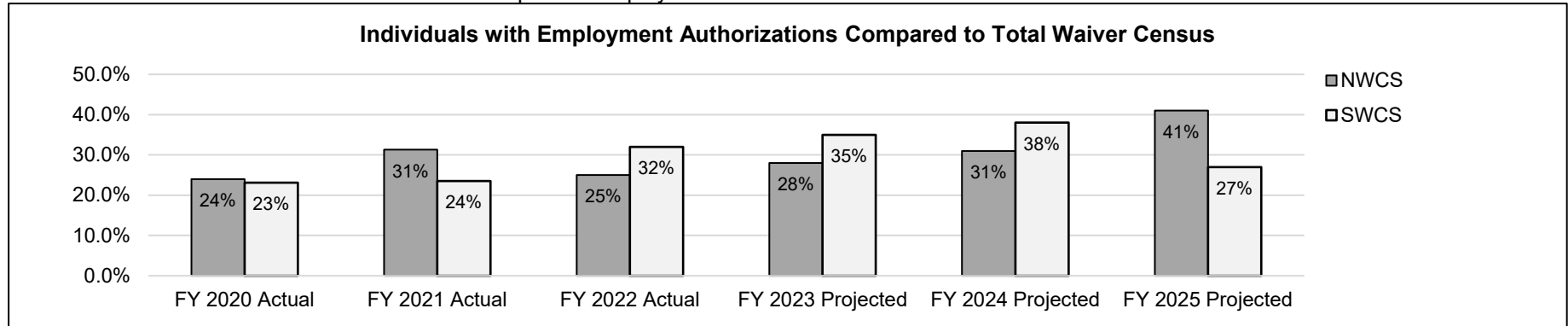
HB Section(s): 10.405, 10.525, 10.530, 10.535,  
10.540, 10.545, 10.550

Program Name: State Operated Services

Program is found in the following core budget(s): State Operated Services

2a. Provide an activity measure(s) for the program. (Continued)

- To increase the number of individuals with competitive employment authorizations.



Note: Data represents the percent of individuals with employment authorizations compared to the total waiver census at Northwest Community Services and Southwest Community Services, for individuals age 18-64. New performance measures were developed in FY 2020. COVID-19 impacted the ability of individuals to maintain/obtain jobs during FY 2021.

- Habilitation Center current census by program as of 6-30-2022:

	On Campus	Temporary Crisis Beds	Off Campus- Community
Bellefontaine Habilitation Center	87	2	0
Northwest Community Services	0	6	121
Higginsville Habilitation Center	37	7	0
Southwest Community Services	0	0	41
Southeast Missouri Residential Services	51	1	14
St Louis Developmental Disabilities Treatment Center	73	0	0
<b>TOTAL</b>	<b>248</b>	<b>19</b>	<b>185</b>



## PROGRAM DESCRIPTION

Department: Mental Health

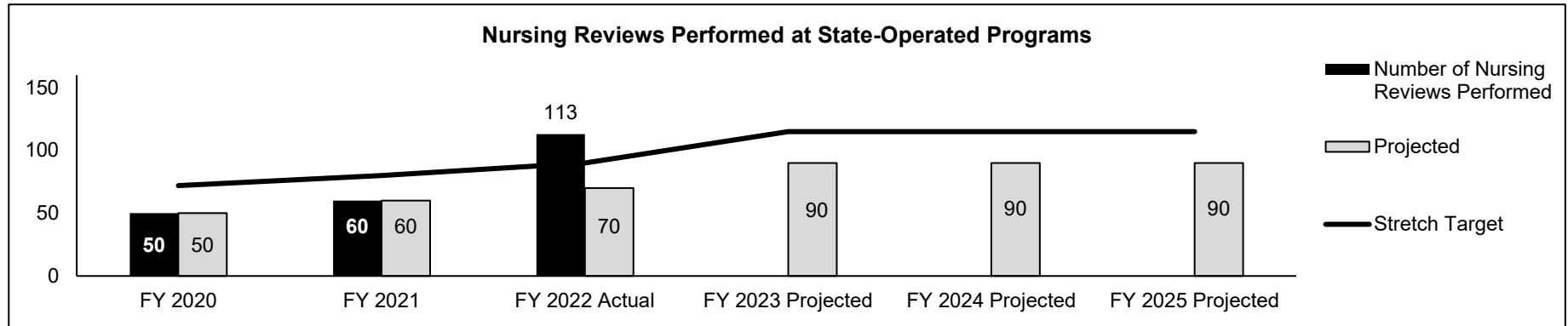
HB Section(s): 10.405, 10.525, 10.530, 10.535,  
10.540, 10.545, 10.550

Program Name: State Operated Services

Program is found in the following core budget(s): State Operated Services

2b. Provide a measure(s) of the program's quality.

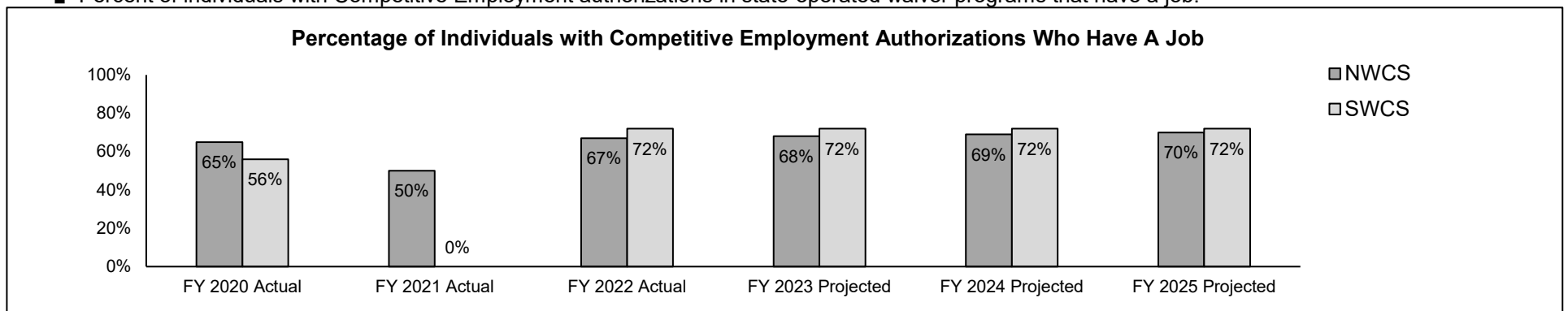
- Perform nursing reviews to ensure quality care is provided.



Note: Periodically consumer records are sampled by RNs for quality checks.

2c. Provide a measure(s) of the program's impact.

- Percent of individuals with Competitive Employment authorizations in state-operated waiver programs that have a job.



## PROGRAM DESCRIPTION

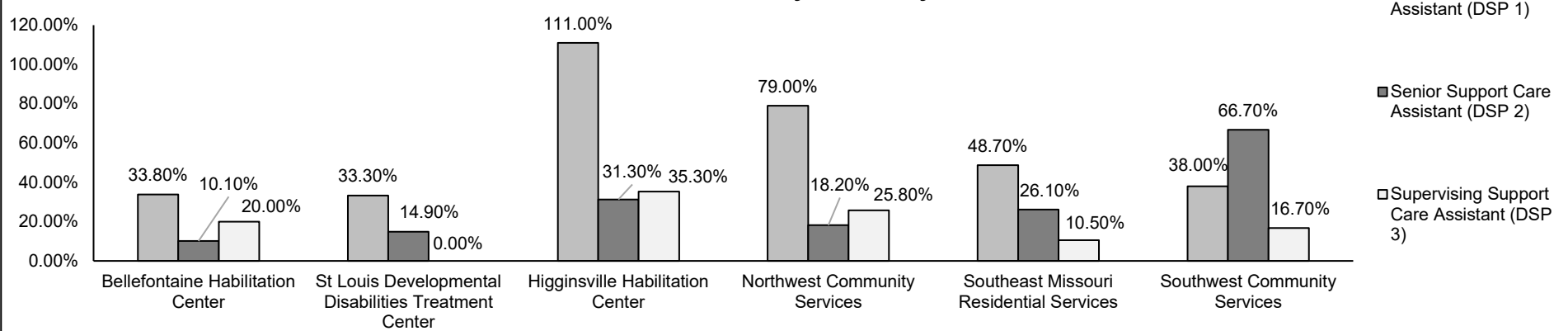
Department: Mental Health

Program Name: State Operated Services

Program is found in the following core budget(s): State Operated Services

HB Section(s): 10.405, 10.525, 10.530, 10.535,  
10.540, 10.545, 10.550

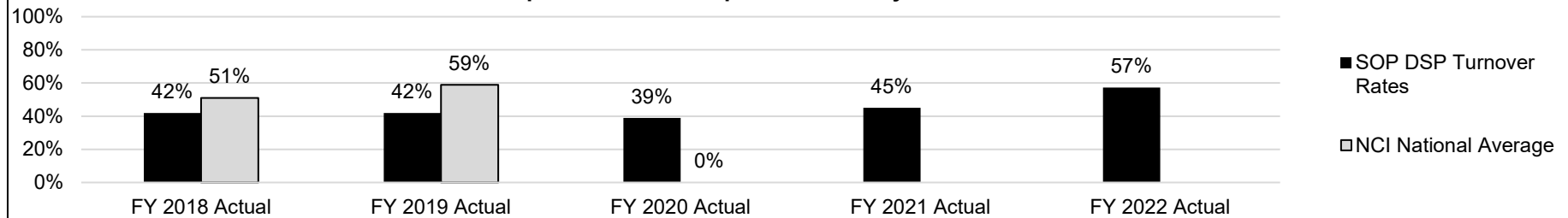
**FY2022 DSP Turnover Rate by DD Facility and DSP Level**



### 2d. Provide a measure(s) of the program's efficiency.

#### ■ Direct Care turnover in State Operated Programs.

**Comparison of State-Operated Vacancy Rates to NCI Data**



The Division of DD is making efforts to help reduce direct care staff, or direct support professionals (DSP) turnover. The Division of DD is working on initiatives targeted specifically at DSP to promote opportunities for more recognition and promotion of their value to the organization. Management is meeting with DSPs, obtaining their opinion through surveys, and working towards a plan to increase the opportunities for additional training/education opportunities that will help them within their job class. A number of new retention and recruitment strategies have been implemented across all programs. This includes an substantial 7% salary increase for all DSPs. National number is based on a sample of consumers reported in National Core Indicators (NCI) Staff Stability Survey. The NCI is a voluntary effort by public developmental disabilities' agencies to measure and track their own performance. FY 2020- FY 2022 NCI data is not yet available. The State Operated Programs DSP Turnover Rate is obtained from State of Missouri, Office of Administration, Talent Management Dashboard under classifications for Support Care Assistant, Supervising Care Assistant and Senior Support Care Assistant.

## PROGRAM DESCRIPTION

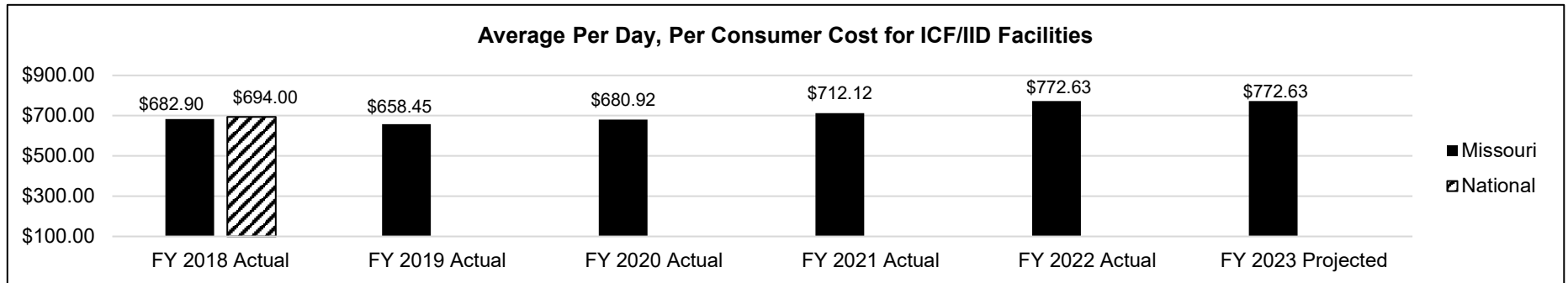
**Department: Mental Health**

**HB Section(s): 10.405, 10.525, 10.530, 10.535,  
10.540, 10.545, 10.550**

**Program Name: State Operated Services**

**Program is found in the following core budget(s): State Operated Services**

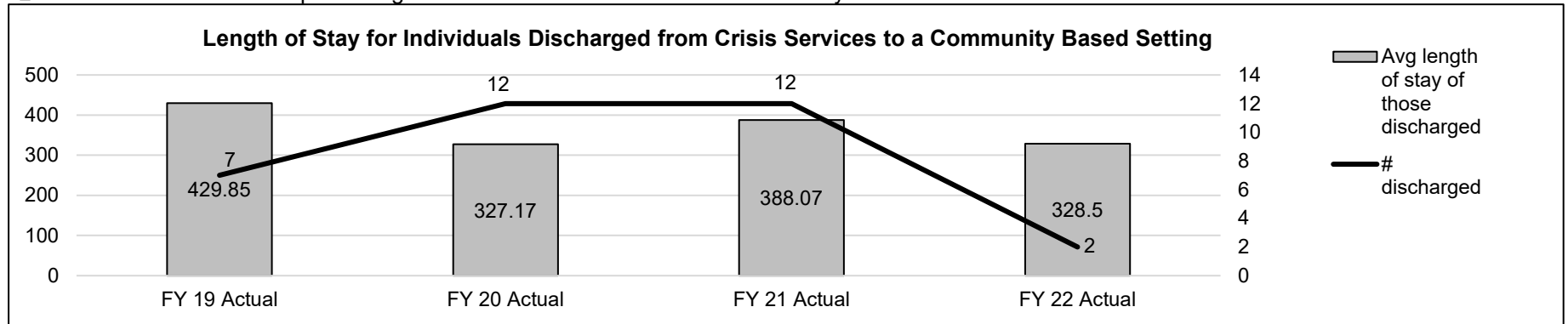
■ Per Diems based on expenditures from DMH appropriations, including fringe:



Note: FY 2018 data for the national average is taken from Residential information Systems Project (RISP) annual survey compiled by University of Minnesota. RISP data for FY 2019-FY 2022 is not yet available. Average per diems reflected include Bellefontaine, Higginsville, and St. Louis DDTC which are campus ICF/IID settings.

### 2d. Provide a measure(s) of the program's efficiency. (Continued)

■ To stabilize individuals experiencing a crisis for transition back to the community.



Note: Goal is for length of crisis admission to not exceed 120 days. While individuals are making significant behavioral progress in the crisis program, the length of stay for FY 2021 was impacted by the COVID-19 Pandemic resulting in the delay of moves back to the community.

### PROGRAM DESCRIPTION

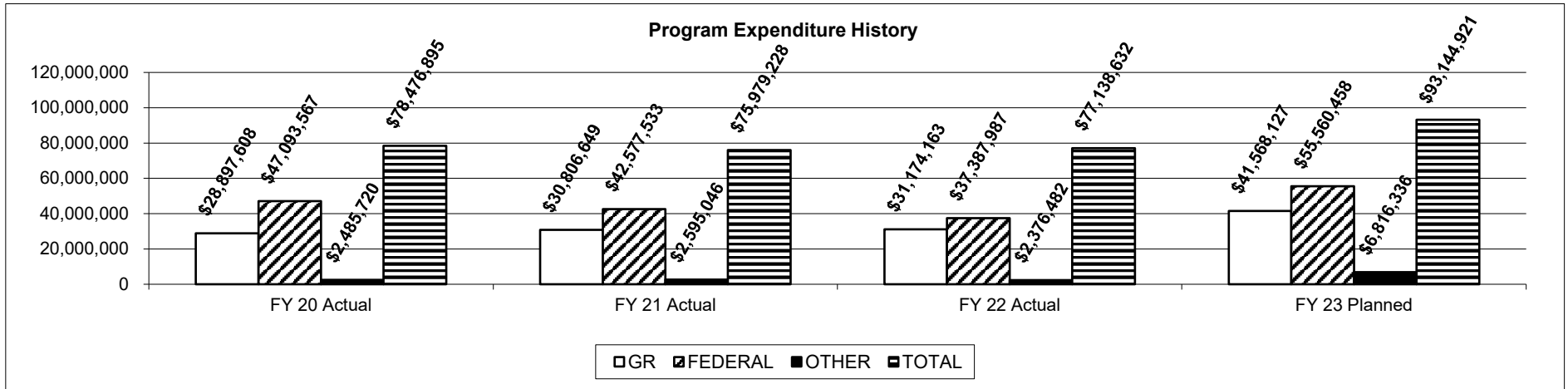
Department: Mental Health

HB Section(s): 10.405, 10.525, 10.530, 10.535,  
10.540, 10.545, 10.550

Program Name: State Operated Services

Program is found in the following core budget(s): State Operated Services

3. Provide actual expenditures for the prior three fiscal years and planned expenditures for the current fiscal year. (Note: Amounts do not include fringe benefit costs.)



Note: FY 2023 planned expenditures include FY 2022 enacted pay plan increases for facility Personal Service appropriations and increased EE costs to continue covering expenditures for temporary contract staff. It excludes \$10.0M projected lapse in federal appropriations and \$800,000 projected lapse in Habilitation Center Room and Board funds.

**4. What are the sources of the "Other " funds?**

Other funds are in fund 0435 - Habilitation Center Room and Board.

**5. What is the authorization for this program, i.e., federal or state statute, etc.? (Include the federal program number, if applicable.)**

Chapter 633, RSMo.

**6. Are there federal matching requirements? If yes, please explain.**

No.

**7. Is this a federally mandated program? If yes, please explain.**

No. The habilitation center ICF/IID services are a MO HealthNet service that Missouri has included in its MO HealthNet program.

**NEW DECISION ITEM**  
**RANK: 13 OF 20**

<b>Department of Mental Health</b>	<b>Budget Unit</b> <u>74345C, 74427C</u>
<b>Division of Developmental Disabilities</b>	
<b>State Operated Facility Moving Expenses</b> <b>DI# 1650016</b>	<b>HB Section</b> <u>10.510, 10.535</u>

**1. AMOUNT OF REQUEST**

	FY 2024 Budget Request			
	GR	Federal	Other	Total
PS	0	0	0	0
EE	89,450	0	0	89,450
PSD	0	0	0	0
TRF	0	0	0	0
<b>Total</b>	<b>89,450</b>	<b>0</b>	<b>0</b>	<b>89,450</b>
<b>FTE</b>	<b>0.00</b>	<b>0.00</b>	<b>0.00</b>	<b>0.00</b>

<b>Est. Fringe</b>	<u>0</u>	<u>0</u>	<u>0</u>	<u>0</u>
--------------------	----------	----------	----------	----------

*Note: Fringes budgeted in House Bill 5 except for certain fringes budgeted directly to MoDOT, Highway Patrol, and Conservation.*

Other Funds: N/A

	FY 2024 Governor's Recommendation			
	GR	Federal	Other	Total
PS	0	0	0	0
EE	0	0	0	0
PSD	0	0	0	0
TRF	0	0	0	0
<b>Total</b>	<b>0</b>	<b>0</b>	<b>0</b>	<b>0</b>
<b>FTE</b>	<b>0.00</b>	<b>0.00</b>	<b>0.00</b>	<b>0.00</b>

<b>Est. Fringe</b>	<u>0</u>	<u>0</u>	<u>0</u>	<u>0</u>
--------------------	----------	----------	----------	----------

*Note: Fringes budgeted in House Bill 5 except for certain fringes budgeted directly to MoDOT, Highway Patrol, and Conservation.*

Other Funds:

**2. THIS REQUEST CAN BE CATEGORIZED AS:**

<input type="checkbox"/> New Legislation	<input type="checkbox"/> New Program	<input type="checkbox"/> Fund Switch
<input type="checkbox"/> Federal Mandate	<input type="checkbox"/> Program Expansion	<input type="checkbox"/> Cost to Continue
<input type="checkbox"/> GR Pick-Up	<input type="checkbox"/> Space Request	<input type="checkbox"/> Equipment Replacement
<input type="checkbox"/> Pay Plan	<input checked="" type="checkbox"/> Other: <u>Moving costs for HB13 Leasing item</u>	

**3. WHY IS THIS FUNDING NEEDED? PROVIDE AN EXPLANATION FOR ITEMS CHECKED IN #2. INCLUDE THE FEDERAL OR STATE STATUTORY OR CONSTITUTIONAL AUTHORIZATION FOR THIS PROGRAM.**

Missouri is experiencing an acute shortage of appropriate mental health residential and in-patient placements. Currently, an estimated 200-300 individuals with behavioral health needs and 600 individuals with intellectual or developmental disabilities (IDD) are unable to access appropriate placement in these settings. Many of these individuals are currently awaiting placement during long and inappropriate stays in settings such as hospitals, jails, shelters, and private providers at a mismatched level of care, often at a higher cost.

Despite available Medicaid waiver slots for individuals with IDD, these individuals are not able to access care due to direct care staffing shortages. The acute shortage of placements is creating a strain on other systems, particularly hospitals, jails and shelters in which these individuals are stuck. As individuals await appropriate services, often their untreated/under treated behaviors escalate resulting in additional crises which further reduces placement options.

**NEW DECISION ITEM**

**RANK:** 13 **OF** 20

<b>Department of Mental Health</b>	<b>Budget Unit</b>	<b>74345C, 74427C</b>
<b>Division of Developmental Disabilities</b>		
<b>State Operated Facility Moving Expenses</b>	<b>DI# 1650016</b>	<b>HB Section</b>
		<b>10.510, 10.535</b>

**4. DESCRIBE THE DETAILED ASSUMPTIONS USED TO DERIVE THE SPECIFIC REQUESTED AMOUNT. (How did you determine that the requested number of FTE were appropriate? From what source or standard did you derive the requested levels of funding? Were alternatives such as outsourcing or automation considered? If based on new legislation, does request tie to TAFP fiscal note? If not, explain why. Detail which portions of the request are one-times and how those amounts were calculated.)**

One of the strategies DMH is taking to address the acute shortage of space is through reconceptualization of current space resources. DD is proposing to relocate Regional Office and Northwest Community Services (NWCS) staff, currently located on the campus of existing Habilitation Centers. This will allow for reconfiguration of the existing space to maximize underutilized placement capacity. This is the companion request for the FY 2024 House Bill 13 Decision Item that includes annual costs for rent, property improvements, fuel and utilities for the requested leased space.

Proposed relocations include:

- The relocation of 45 Northwest Community Services (NWCS) staff from the Providence Building, currently on the campus of Higginsville Habilitation Center (HHC), to the local community. \$53,625 is requested for moving expenses related to the relocation, signage and a conference table and chairs.
- The relocation of 53 staff from the Sikeston Regional Office (SIRO), currently on the campuses of Southeast Missouri Residential Services (SEMORS) Habilitation Center in Sikeston and Poplar Bluff, to the local community. \$35,825 is requested for moving expenses related to the relocation and signage.

<b>HB Section</b>	<b>Approp</b>	<b>Type</b>	<b>Fund</b>	<b>Amount</b>
10.510	2117		0101	35,825
10.535	9173		0101	53,625
			Total	89,450

NEW DECISION ITEM  
RANK: 13 OF 20

Department of Mental Health	Budget Unit	74345C, 74427C
Division of Developmental Disabilities		
State Operated Facility Moving Expenses	DI# 1650016	HB Section 10.510, 10.535

**5. BREAK DOWN THE REQUEST BY BUDGET OBJECT CLASS, JOB CLASS, AND FUND SOURCE. IDENTIFY ONE-TIME COSTS.**

Budget Object Class/Job Class	Dept Req GR DOLLARS	Dept Req GR FTE	Dept Req FED DOLLARS	Dept Req FED FTE	Dept Req OTHER DOLLARS	Dept Req OTHER FTE	Dept Req TOTAL DOLLARS	Dept Req TOTAL FTE	Dept Req One-Time DOLLARS
400 - Professional Services	51,450		0		0		51,450		51,450
590 - Other Equipment	38,000		0		0		38,000		38,000
<b>Total EE</b>	<b>89,450</b>		<b>0</b>		<b>0</b>		<b>89,450</b>		<b>89,450</b>
<b>Grand Total</b>	<b>89,450</b>	<b>0.0</b>	<b>0</b>	<b>0.0</b>	<b>0</b>	<b>0.0</b>	<b>89,450</b>	<b>0.0</b>	<b>89,450</b>

**6. PERFORMANCE MEASURES (If new decision item has an associated core, separately identify projected performance with & without additional funding.)**

**6a. Provide and activity measure(s) for the program.**

N/A

**6b. Provide a measure(s) of the programs's quality.**

N/A

**6c. Provide a measure(s) of the program's impact.**

N/A

**6d. Provide a measure(s) of the program's effectiveness.**

As a result of reconfiguration of existing space, DD will be able to serve an additional 23 individuals at the SEMORS Sikeston Campus and an additional 24 individuals at the HHC campus.

**7. STRATEGIES TO ACHIEVE THE PERFORMANCE MEASUREMENT TARGETS:**

Additional space gained as a result of reconfiguration will result in a reduction of approximately 47 individuals from mis-matched placement within hospitals, jails, and shelters.

REPORT 10 - FY 2024 DEPARTMENT REQUEST

DECISION ITEM DETAIL

Budget Unit	FY 2022	FY 2022	FY 2023	FY 2023	FY 2024	FY 2024	*****	*****
Decision Item	ACTUAL	ACTUAL	BUDGET	BUDGET	DEPT REQ	DEPT REQ	SECURED	SECURED
Budget Object Class	DOLLAR	FTE	DOLLAR	FTE	DOLLAR	FTE	COLUMN	COLUMN
SIKESTON RO								
State Operated Facility Moving - 1650016								
PROFESSIONAL SERVICES	0	0.00	0	0.00	27,825	0.00	0	0.00
OTHER EQUIPMENT	0	0.00	0	0.00	8,000	0.00	0	0.00
TOTAL - EE	0	0.00	0	0.00	35,825	0.00	0	0.00
GRAND TOTAL	\$0	0.00	\$0	0.00	\$35,825	0.00	\$0	0.00
GENERAL REVENUE								
FEDERAL FUNDS								
OTHER FUNDS								



REPORT 10 - FY 2024 DEPARTMENT REQUEST

DECISION ITEM DETAIL

Budget Unit	FY 2022	FY 2022	FY 2023	FY 2023	FY 2024	FY 2024	*****	*****
Decision Item	ACTUAL	ACTUAL	BUDGET	BUDGET	DEPT REQ	DEPT REQ	SECURED	SECURED
Budget Object Class	DOLLAR	FTE	DOLLAR	FTE	DOLLAR	FTE	COLUMN	COLUMN
NORTHWEST COMMUNITY SRVS								
State Operated Facility Moving - 1650016								
PROFESSIONAL SERVICES	0	0.00	0	0.00	23,625	0.00	0	0.00
OTHER EQUIPMENT	0	0.00	0	0.00	30,000	0.00	0	0.00
TOTAL - EE	0	0.00	0	0.00	53,625	0.00	0	0.00
GRAND TOTAL	\$0	0.00	\$0	0.00	\$53,625	0.00	\$0	0.00
GENERAL REVENUE								
FEDERAL FUNDS								
OTHER FUNDS								



# **Tuberous Sclerosis Complex**



## CORE DECISION ITEM

<b>Department:</b>	<b>Mental Health</b>	<b>Budget Unit</b>	<b>74211C</b>
<b>Division:</b>	<b>Developmental Disabilities</b>		
<b>Core:</b>	<b>Tuberous Sclerosis Complex</b>	<b>HB Section</b>	<b>10.555</b>

### 1. CORE FINANCIAL SUMMARY

FY 2024 Budget Request					FY 2024 Governor's Recommendation				
	GR	Federal	Other	Total		GR	Federal	Other	Total
PS	0	0	0	0	PS	0	0	0	0
EE	0	0	0	0	EE	0	0	0	0
PSD	250,000	0	0	250,000	PSD	0	0	0	0
TRF	0	0	0	0	TRF	0	0	0	0
<b>Total</b>	<b>250,000</b>	<b>0</b>	<b>0</b>	<b>250,000</b>	<b>Total</b>	<b>0</b>	<b>0</b>	<b>0</b>	<b>0</b>
<b>FTE</b>	<b>0.00</b>	<b>0.00</b>	<b>0.00</b>	<b>0.00</b>	<b>FTE</b>	<b>0.00</b>	<b>0.00</b>	<b>0.00</b>	<b>0.00</b>
<b>Est. Fringe</b>	<b>0</b>	<b>0</b>	<b>0</b>	<b>0</b>	<b>Est. Fringe</b>	<b>0</b>	<b>0</b>	<b>0</b>	<b>0</b>
<i>Note: Fringes budgeted in House Bill 5 except for certain fringes budgeted directly to MoDOT, Highway Patrol, and Conservation.</i>					<i>Note: Fringes budgeted in House Bill 5 except for certain fringes budgeted directly to MoDOT, Highway Patrol, and Conservation.</i>				
Other Funds:	None.				Other Funds:				

### 2. CORE DESCRIPTION

Tuberous sclerosis complex (TSC) is a genetic disorder that involves growth of tumors or other abnormalities in multiple organs of the body including the brain, skin, eye, heart, lungs, and kidneys. This disease can have many different presentations and symptoms, but most commonly TSC afflicts infants and children with developmental delay, intellectual disability, autism, and intractable seizures. As a result, many people with TSC and their families are left dealing with life-long neurological disabilities. Although TSC is not widely recognized by the general public and receives relatively limited clinical resources, TSC has a similar prevalence as the better-known neurological disease, Duchenne's muscular dystrophy, and is more common than Amyotrophic lateral sclerosis (ALS-Lou Gehrig's disease). Thus, there is a great need to develop ways to help improve the lives of this significant population of patients through better clinical care and research.

### 3. PROGRAM LISTING (list programs included in this core funding)

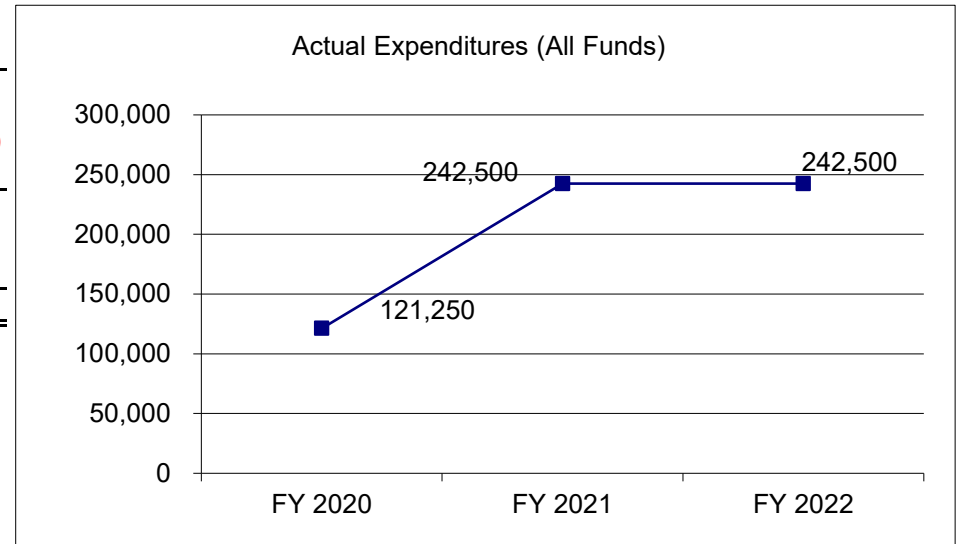
N/A

# **CORE DECISION ITEM**

<b>Department:</b>	<b>Mental Health</b>	<b>Budget Unit</b>	<b>74211C</b>
<b>Division:</b>	<b>Developmental Disabilities</b>		
<b>Core:</b>	<b>Tuberous Sclerosis Complex</b>	<b>HB Section</b>	<b>10.555</b>

## **4. FINANCIAL HISTORY**

	<b>FY 2020 Actual</b>	<b>FY 2021 Actual</b>	<b>FY 2022 Current Yr.</b>	<b>FY 2023 Current Yr.</b>
Appropriation (All Funds)	250,000	250,000	250,000	250,000
Less Reverted (All Funds)	(7,500)	(7,500)	(7,500)	(7,500)
Less Restricted (All Funds)*	(121,250)	0	0	0
Budget Authority (All Funds)	121,250	242,500	242,500	242,500
Actual Expenditures (All Funds)	121,250	242,500	242,500	N/A
Unexpended (All Funds)	0	0	0	N/A
Unexpended, by Fund:				
General Revenue	0	0	0	N/A
Federal	0	0	0	N/A
Other	0	0	0	N/A
	<b>(1), (2)</b>			



\*Current Year restricted amount is as of August 1, 2022.

Reverted includes the statutory three-percent reserve amount (when applicable).

Restricted includes any Governor's Expenditure Restrictions which remained at the end of the fiscal year (when applicable).

## **NOTES:**

- (1) New funding in the amount of \$250,000 was originally appropriated to the Department in FY 2016 to contract with Washington University for research and treatment of tuberous sclerosis. In FY 2017, the appropriation amount included additional funding in the amount of \$1,000,000, making the total appropriation \$1,250,000. However, \$1,125,000 was placed in expenditure restriction in FY 2017. In FY 2018, the appropriation amount was core reduced to \$250,000.
- (2) Funding in the amount of \$250,000 was appropriated in FY 2020. Of this amount; \$121,250 was placed in restriction.

---

**CORE RECONCILIATION DETAIL**

---

**DEPARTMENT OF MENTAL HEALTH  
TUBEROUS SCLEROSIS COMPLEX**

---

**5. CORE RECONCILIATION DETAIL**

---

	<b>Budget Class</b>	<b>FTE</b>	<b>GR</b>	<b>Federal</b>	<b>Other</b>	<b>Total</b>	<b>Explanation</b>
<b>TAFP AFTER VETOES</b>	PD	0.00	250,000	0	0	250,000	
	<b>Total</b>	<b>0.00</b>	<b>250,000</b>	<b>0</b>	<b>0</b>	<b>250,000</b>	
<b>DEPARTMENT CORE REQUEST</b>	PD	0.00	250,000	0	0	250,000	
	<b>Total</b>	<b>0.00</b>	<b>250,000</b>	<b>0</b>	<b>0</b>	<b>250,000</b>	
<b>GOVERNOR'S RECOMMENDED CORE</b>	PD	0.00	250,000	0	0	250,000	
	<b>Total</b>	<b>0.00</b>	<b>250,000</b>	<b>0</b>	<b>0</b>	<b>250,000</b>	

REPORT 9 - FY 2024 DEPARTMENT REQUEST

DECISION ITEM SUMMARY

Budget Unit								
Decision Item	FY 2022	FY 2022	FY 2023	FY 2023	FY 2024	FY 2024	*****	*****
Budget Object Summary	ACTUAL	ACTUAL	BUDGET	BUDGET	DEPT REQ	DEPT REQ	SECURED	SECURED
Fund	DOLLAR	FTE	DOLLAR	FTE	DOLLAR	FTE	COLUMN	COLUMN
TUBEROUS SCLEROSIS COMPLEX								
CORE								
PROGRAM-SPECIFIC								
GENERAL REVENUE	242,500	0.00	250,000	0.00	250,000	0.00	0	0.00
TOTAL - PD	242,500	0.00	250,000	0.00	250,000	0.00	0	0.00
TOTAL	242,500	0.00	250,000	0.00	250,000	0.00	0	0.00
GRAND TOTAL	\$242,500	0.00	\$250,000	0.00	\$250,000	0.00	\$0	0.00



REPORT 10 - FY 2024 DEPARTMENT REQUEST

DECISION ITEM DETAIL

Budget Unit	FY 2022	FY 2022	FY 2023	FY 2023	FY 2024	FY 2024	*****	*****
Decision Item	ACTUAL	ACTUAL	BUDGET	BUDGET	DEPT REQ	DEPT REQ	SECURED	SECURED
Budget Object Class	DOLLAR	FTE	DOLLAR	FTE	DOLLAR	FTE	COLUMN	COLUMN
TUBEROUS SCLEROSIS COMPLEX								
CORE								
PROGRAM DISTRIBUTIONS	242,500	0.00	250,000	0.00	250,000	0.00	0	0.00
TOTAL - PD	242,500	0.00	250,000	0.00	250,000	0.00	0	0.00
GRAND TOTAL	\$242,500	0.00	\$250,000	0.00	\$250,000	0.00	\$0	0.00
GENERAL REVENUE	\$242,500	0.00	\$250,000	0.00	\$250,000	0.00		0.00
FEDERAL FUNDS	\$0	0.00	\$0	0.00	\$0	0.00		0.00
OTHER FUNDS	\$0	0.00	\$0	0.00	\$0	0.00		0.00



# Section Totals



**FY 2024 DEPARTMENT REQUEST  
DIVISION OF DEVELOPMENTAL DISABILITIES**

FUND NAME	FUND	CORE AMOUNT	CORE FTE	NEW DI AMOUNT	NEW DI FTE	TOTAL AMOUNT	TOTAL FTE
GENERAL REVENUE	0101	\$659,816,815	1,051.53	\$157,368,522	0.00	\$817,185,337	1,051.53
FEDERAL	0148	\$1,224,067,092	2,085.81	\$299,415,811	0.00	\$1,523,482,903	2,085.81
FEDERAL - XXI CHILDREN'S HEALTH INSURANCE PROGRAM FUND	0159	\$2,458,709	0.00	\$0	0.00	\$2,458,709	0.00
FEDERAL - STATE EMERGENCY MANAGEMENT FEDERAL STIMULUS FUND	2335	\$0	0.00	\$0	0.00	\$0	0.00
FEDERAL - DMH FEDERAL STIMULUS FUND	2345	\$0	0.00	\$0	0.00	\$0	0.00
FEDERAL - HCBS FMAP ENHANCEMENT FUND	2444	\$12,100,677	0.00	\$0	0.00	\$12,100,677	0.00
FEDERAL - AMERICAN RESCUE PLAN ACT (ARPA) FUND	2455	\$500,000	0.00	\$0	0.00	\$500,000	0.00
FEDERAL - FMAP ENHANCEMENT FUND	0181	\$0	0.00	\$0	0.00	\$0	0.00
FEDERAL - BUDGET STABILIZATION FUND	0522	\$10,000,000	0.00	\$0	0.00	\$10,000,000	0.00
FEDERAL - EXTRA 4		\$0	0.00	\$0	0.00	\$0	0.00
FEDERAL - EXTRA 5		\$0	0.00	\$0	0.00	\$0	0.00
MENTAL HEALTH INTERAGENCY PAYMENT FUND	0109	\$9,130,157	0.00	\$0	0.00	\$9,130,157	0.00
MENTAL HEALTH INTERGOVERNMENTAL TRANSFER FUND	0147	\$0	0.00	\$0	0.00	\$0	0.00
COMPULSIVE GAMBLERS FUND	0249	\$0	0.00	\$0	0.00	\$0	0.00
HEALTH INITIATIVES FUND	0275	\$0	0.00	\$0	0.00	\$0	0.00
MENTAL HEALTH EARNINGS FUND	0288	\$0	0.00	\$0	0.00	\$0	0.00
HABILITATION CENTER ROOM AND BOARD FUND	0435	\$3,416,336	0.00	\$0	0.00	\$3,416,336	0.00
INMATE REVOLVING FUND	0540	\$0	0.00	\$0	0.00	\$0	0.00
OPIOID TREATMENT AND RECOVERY FUND	0705	\$0	0.00	\$0	0.00	\$0	0.00
DEBT OFFSET ESCROW FUND	0753	\$0	0.00	\$0	0.00	\$0	0.00
ABANDONED TRANSFER FUND	0863	\$0	0.00	\$0	0.00	\$0	0.00
INTERMEDIATE CARE FACILITIES FOR INDIVIDUALS WITH INTELLECTUAL DISABILITIES FUND	0901	\$0	0.00	\$0	0.00	\$0	0.00
MENTAL HEALTH TRUST FUND	0926	\$0	0.00	\$0	0.00	\$0	0.00
MENTAL HEALTH LOCAL TAX MATCH FUND	0930	\$6,904,538	0.00	\$0	0.00	\$6,904,538	0.00
OTHER - EXTRA 1		\$0	0.00	\$0	0.00	\$0	0.00
OTHER - EXTRA 2		\$0	0.00	\$0	0.00	\$0	0.00
OTHER - EXTRA 3		\$0	0.00	\$0	0.00	\$0	0.00
OTHER - EXTRA 4		\$0	0.00	\$0	0.00	\$0	0.00
OTHER - EXTRA 5		\$0	0.00	\$0	0.00	\$0	0.00
<b>TOTAL</b>		<b>\$1,928,394,324</b>	<b>3,137.34</b>	<b>\$456,784,333</b>	<b>0.00</b>	<b>\$2,385,178,657</b>	<b>3,137.34</b>

These totals include the following funds: Mental Health Interagency Payment Fund and Debt Offset Escrow. These are considered double appropriations in the State budget and therefore are not included in the Governor's Executive Budget.



# **Supplemental**





**SUPPLEMENTAL NEW DECISION ITEM**

Department of Mental Health

House Bill Section \_\_\_\_\_

Departmentwide

Overtime Compensation DI# 2650001

Original FY 2023 House Bill Section, if applicable 10.010

**1. AMOUNT OF REQUEST**

FY 2023 Supplemental Budget Request				
	GR	Federal	Other	Total
PS	1	0	0	1
EE	0	0	0	0
PSD	0	0	0	0
TRF	0	0	0	0
<b>Total</b>	<b>1</b>	<b>0</b>	<b>0</b>	<b>1</b>

FTE 0.00  
 POSITIONS 0  
 NUMBER OF MONTHS POSITIONS ARE NEEDED: 0

*Est. Fringe* 0

*Note: Fringes budgeted in House Bill 5 except for certain fringes budgeted directly to MoDOT, Highway Patrol, and Conservation.*

Other Funds: None.  
 Non-Counts: None.

FY 2023 Supplemental Governor's Recommendation				
	GR	Federal	Other	Total
PS	0	0	0	0
EE	0	0	0	0
PSD	0	0	0	0
TRF	0	0	0	0
<b>Total</b>	<b>0</b>	<b>0</b>	<b>0</b>	<b>0</b>

FTE 0.00  
 POSITIONS 0  
 NUMBER OF MONTHS POSITIONS ARE NEEDED: 0

*Est. Fringe* 0

*Note: Fringes budgeted in House Bill 5 except for certain fringes budgeted directly to MoDOT, Highway Patrol, and Conservation.*

Other Funds:  
 Non-Counts:

**2. WHY IS THIS SUPPLEMENTAL FUNDING NEEDED? INCLUDE THE FEDERAL OR STATE STATUTORY OR CONSTITUTIONAL AUTHORIZATION FOR THIS PROGRAM.**

Section 105.935, RSMo, allows employees providing direct client care in 24/7 state institutions to monthly request payment in lieu of compensatory time off. By statute, these requests must be paid each month. Additional funding is needed to meet these overtime pay requirements.

**SUPPLEMENTAL NEW DECISION ITEM**

Department of Mental Health		House Bill Section	
Departmentwide			
Overtime Compensation	DI# 2650001	Original FY 2023 House Bill Section, if applicable	10.010

**3. DESCRIBE THE DETAILED ASSUMPTIONS USED TO DERIVE THE SPECIFIC REQUESTED AMOUNT.** (How did you determine that the requested number of FTE were appropriate? From what source or standard did you derive the requested levels of funding? Were alternatives such as outsourcing or automation considered? If based on new legislation, does request tie to TAFP fiscal note? If not, explain why.

**DEPARTMENT REQUEST:**

DMH is estimating \$1 as a placeholder at this time to continue evaluating the overtime need for FY23.

HB Section	Approp	Type	Fund	Amount
10.010 - Overtime	7031	PS	0101	\$1

**4. BREAK DOWN THE REQUEST BY BUDGET OBJECT CLASS, JOB CLASS, AND FUND SOURCE.**

Budget Object Class/Job Class	Dept Req GR DOLLARS	Dept Req GR FTE	Dept Req FED DOLLARS	Dept Req FED FTE	Dept Req OTHER DOLLARS	Dept Req OTHER FTE	Dept Req TOTAL DOLLARS	Dept Req TOTAL FTE
Salaries & Wages (100)	1	0.0	0	0.0	0	0.0	0	0.0
<b>Total PS</b>	<b>1</b>	<b>0.0</b>	<b>0</b>	<b>0.0</b>	<b>0</b>	<b>0.0</b>	<b>1</b>	<b>0.0</b>
<b>Grand Total</b>	<b>1</b>	<b>0.0</b>	<b>0</b>	<b>0.0</b>	<b>0</b>	<b>0.0</b>	<b>1</b>	<b>0.0</b>

**SUPPLEMENTAL NEW DECISION ITEM**

Department of Mental Health

House Bill Section \_\_\_\_\_

Departmentwide

FY 22 Contracted Staff DI# 2650002

Original FY 2023 House Bill Section, if applicable Multiple  
 10.300, 10.305, 10.310, 10.315, 10.325, 10.530, 10.535, 10.550

**1. AMOUNT OF REQUEST**

	FY 2023 Supplemental Budget Request			
	GR	Federal	Other	Total
PS	0	0	0	0
EE	4,505,488	0	0	4,505,488
PSD	0	0	0	0
TRF	0	0	0	0
<b>Total</b>	<b>4,505,488</b>	<b>0</b>	<b>0</b>	<b>4,505,488</b>

FTE 0.00 0.00 0.00 0.00  
 POSITIONS 0 0 0 0  
 NUMBER OF MONTHS POSITIONS ARE NEEDED: 0

**Est. Fringe** 0 0 0 0

*Note: Fringes budgeted in House Bill 5 except for certain fringes budgeted directly to MoDOT, Highway Patrol, and Conservation.*

Other Funds: None.  
 Non-Counts: None.

	FY 2023 Supplemental Governor's Recommendation			
	GR	Federal	Other	Total
PS	0	0	0	0
EE	0	0	0	0
PSD	0	0	0	0
TRF	0	0	0	0
<b>Total</b>	<b>0</b>	<b>0</b>	<b>0</b>	<b>0</b>

FTE 0.00 0.00 0.00 0.00  
 POSITIONS 0 0 0 0  
 NUMBER OF MONTHS POSITIONS ARE NEEDED: \_\_\_\_\_

**Est. Fringe** 0 0 0 0

*Note: Fringes budgeted in House Bill 5 except for certain fringes budgeted directly to MoDOT, Highway Patrol, and Conservation.*

Other Funds:  
 Non-Counts:

**2. WHY IS THIS SUPPLEMENTAL FUNDING NEEDED? INCLUDE THE FEDERAL OR STATE STATUTORY OR CONSTITUTIONAL AUTHORIZATION FOR THIS PROGRAM.**

Due to staffing shortages, the Department of Mental Health (DMH) facilities have seen an increased need to contract for temporary staff to operate the facilities. This request is for expenditures incurred in June 2022 that have been billed in FY 2023 for payment.

**SUPPLEMENTAL NEW DECISION ITEM**

Department of Mental Health		House Bill Section _____
Departmentwide		
FY 22 Contracted Staff	DI# 2650002	Original FY 2023 House Bill Section, if applicable <u>Multiple</u>
		10.300, 10.305, 10.310, 10.315, 10.325, 10.530, 10.535, 10.550

**3. DESCRIBE THE DETAILED ASSUMPTIONS USED TO DERIVE THE SPECIFIC REQUESTED AMOUNT.** (How did you determine that the requested number of FTE were appropriate? From what source or standard did you derive the requested levels of funding? Were alternatives such as outsourcing or automation considered? If based on new legislation, does request tie to TAFP fiscal note? If not, explain why.

**DEPARTMENT REQUEST:**

HB Section	Approp	Type	Fund	Amount
10.300 - Fulton State Hospital	2061	EE	0101	\$1,331,618
10.305 - NW MO Psychiatric Rehabilitation Center	2063	EE	0101	\$378,843
10.310 - Forensic Treatment Center	7225	EE	0101	\$1,149,143
10.325 - Hawthorn Children's Hospital	2067	EE	0101	\$240,499
10.530 - Higginsville Habilitation Center	3037	EE	0101	\$204,920
10.535 - NW Community Services	9173	EE	0101	\$323,742
10.550 - SEMO Residential Services	3041	EE	0101	\$876,723
Total				<u><u>\$4,505,488</u></u>

**4. BREAK DOWN THE REQUEST BY BUDGET OBJECT CLASS, JOB CLASS, AND FUND SOURCE.**

Budget Object Class/Job Class	Dept Req GR DOLLARS	Dept Req GR FTE	Dept Req FED DOLLARS	Dept Req FED FTE	Dept Req OTHER DOLLARS	Dept Req OTHER FTE	Dept Req TOTAL DOLLARS	Dept Req TOTAL FTE
Professional Services (BOBC 400)	4,505,488	0	0	0	0	0	4,505,488	0
<b>Total EE</b>	<b>4,505,488</b>	<b>0</b>	<b>0</b>	<b>0</b>	<b>0</b>	<b>0</b>	<b>4,505,488</b>	<b>0</b>
<b>Grand Total</b>	<b>4,505,488</b>	<b>0.0</b>	<b>0</b>	<b>0.0</b>	<b>0</b>	<b>0.0</b>	<b>4,505,488</b>	<b>0.0</b>

**SUPPLEMENTAL NEW DECISION ITEM**

Department of Mental Health

House Bill Section \_\_\_\_\_

Departmentwide

FY 23 Contracted Staff DI# 2650003

Original FY 2023 House Bill Section, if applicable Multiple  
 10.300, 10.305, 10.310, 10.315, 10.325, 10.530, 10.535, 10.550

**1. AMOUNT OF REQUEST**

FY 2023 Supplemental Budget Request				
	GR	Federal	Other	Total
PS	0	0	0	0
EE	22,980,486	0	0	22,980,486
PSD	0	0	0	0
TRF	0	0	0	0
<b>Total</b>	<b>22,980,486</b>	<b>0</b>	<b>0</b>	<b>22,980,486</b>

FTE 0.00 0.00 0.00 0.00  
 POSITIONS 0 0 0 0  
 NUMBER OF MONTHS POSITIONS ARE NEEDED: 0

**Est. Fringe** 0 0 0 0

*Note: Fringes budgeted in House Bill 5 except for certain fringes budgeted directly to MoDOT, Highway Patrol, and Conservation.*

Other Funds: None.  
 Non-Counts: None.

FY 2023 Supplemental Governor's Recommendation				
	GR	Federal	Other	Total
PS	0	0	0	0
EE	0	0	0	0
PSD	0	0	0	0
TRF	0	0	0	0
<b>Total</b>	<b>0</b>	<b>0</b>	<b>0</b>	<b>0</b>

FTE 0.00 0.00 0.00 0.00  
 POSITIONS 0 0 0 0  
 NUMBER OF MONTHS POSITIONS ARE NEEDED: \_\_\_\_\_

**Est. Fringe** 0 0 0 0

*Note: Fringes budgeted in House Bill 5 except for certain fringes budgeted directly to MoDOT, Highway Patrol, and Conservation.*

Other Funds:  
 Non-Counts:

**2. WHY IS THIS SUPPLEMENTAL FUNDING NEEDED? INCLUDE THE FEDERAL OR STATE STATUTORY OR CONSTITUTIONAL AUTHORIZATION FOR THIS PROGRAM.**

Due to staffing shortages, the Department of Mental Health (DMH) facilities have seen an increased need to contract for temporary staff to operate the facilities. Facilities do not have enough budget authority to pay for normal E&E to continue operations and continually contract staff. The amount requested is for FY 2023 anticipated contractual expenses.

**SUPPLEMENTAL NEW DECISION ITEM**

Department of Mental Health		House Bill Section _____
Departmentwide		
FY 23 Contracted Staff	DI# 2650003	Original FY 2023 House Bill Section, if applicable <u>Multiple</u>
		10.300, 10.305, 10.310, 10.315, 10.325, 10.530, 10.535, 10.550

**3. DESCRIBE THE DETAILED ASSUMPTIONS USED TO DERIVE THE SPECIFIC REQUESTED AMOUNT.** (How did you determine that the requested number of FTE were appropriate? From what source or standard did you derive the requested levels of funding? Were alternatives such as outsourcing or automation considered? If based on new legislation, does request tie to TAFP fiscal note? If not, explain why.

**DEPARTMENT REQUEST:**

HB Section	Approp	Type	Fund	Amount
10.300 - Fulton State Hospital	2061	EE	0101	\$10,287,570
10.305 - NW MO Psychiatric Rehabilitation Center	2063	EE	0101	\$2,923,975
10.310 - Forensic Treatment Center	7225	EE	0101	\$5,125,238
10.325 - Hawthorn Children's Hospital	2067	EE	0101	\$2,126,005
10.530 - Higginsville Habilitation Center	3037	EE	0101	\$2,323,250
10.550 - SEMO Residential Services	3041	EE	0101	\$194,448
Total				<u><u>\$22,980,486</u></u>

**4. BREAK DOWN THE REQUEST BY BUDGET OBJECT CLASS, JOB CLASS, AND FUND SOURCE.**

Budget Object Class/Job Class	Dept Req GR DOLLARS	Dept Req GR FTE	Dept Req FED DOLLARS	Dept Req FED FTE	Dept Req OTHER DOLLARS	Dept Req OTHER FTE	Dept Req TOTAL DOLLARS	Dept Req TOTAL FTE
Professional Services (BOBC 400)	22,980,486	0	0	0	0	0	22,980,486	0
<b>Total EE</b>	<b>22,980,486</b>	<b>0</b>	<b>0</b>	<b>0</b>	<b>0</b>	<b>0</b>	<b>22,980,486</b>	<b>0</b>
<b>Grand Total</b>	<b>22,980,486</b>	<b>0.0</b>	<b>0</b>	<b>0.0</b>	<b>0</b>	<b>0.0</b>	<b>22,980,486</b>	<b>0.0</b>

**SUPPLEMENTAL NEW DECISION ITEM**

Department of Mental Health  
 Division of Behavioral Health  
 Children's Division Residential Rate Increase      DI# 2650004

House Bill Section \_\_\_\_\_

Original FY 2023 House Bill Section, if applicable      **10.230**

**1. AMOUNT OF REQUEST**

	FY 2023 Supplemental Budget Request			
	GR	Federal	Other	Total
PS	0	0	0	0
EE	0	0	0	0
PSD	604,703	0	0	604,703
TRF	0	0	0	0
<b>Total</b>	<b>604,703</b>	<b>0</b>	<b>0</b>	<b>604,703</b>

FTE                      0.00                      0.00                      0.00                      0.00  
 POSITIONS                      0                      0                      0                      0  
 NUMBER OF MONTHS POSITIONS ARE NEEDED:                      0

*Est. Fringe*                      0                      0                      0                      0

*Note: Fringes budgeted in House Bill 5 except for certain fringes budgeted directly to MoDOT, Highway Patrol, and Conservation.*

Other Funds: None.  
 Non-Counts: None.

	FY 2023 Supplemental Governor's Recommendation			
	GR	Federal	Other	Total
PS	0	0	0	0
EE	0	0	0	0
PSD	0	0	0	0
TRF	0	0	0	0
<b>Total</b>	<b>0</b>	<b>0</b>	<b>0</b>	<b>0</b>

FTE                      0.00                      0.00                      0.00                      0.00  
 POSITIONS                      0                      0                      0                      0  
 NUMBER OF MONTHS POSITIONS ARE NEEDED:                      0

*Est. Fringe*                      0                      0                      0                      0

*Note: Fringes budgeted in House Bill 5 except for certain fringes budgeted directly to MoDOT, Highway Patrol, and Conservation.*

Other Funds:  
 Non-Counts:

**2. WHY IS THIS SUPPLEMENTAL FUNDING NEEDED? INCLUDE THE FEDERAL OR STATE STATUTORY OR CONSTITUTIONAL AUTHORIZATION FOR THIS PROGRAM.**

In the FY 23 budget, the Department of Social Services (DSS) received funding to increase children's residential rates for providers. The DSS rate increased from \$175.26 to \$202.39 per day, or approximately 15.5%. The Department of Mental Health (DMH) received funding in the FY23 budget to increase Level IV children's residential rates paid to a provider from \$175.26 to \$187.05, or approximately a 6.7% rate increase. DMH and DSS use the same providers to provide residential services. To ensure providers are paid the same daily rate from both departments, a supplemental is requested to provide the appropriation authority to match the amount paid by DSS.

**SUPPLEMENTAL NEW DECISION ITEM**

<b>Department of Mental Health</b>		<b>House Bill Section</b> _____	
<b>Division of Behavioral Health</b>			
<b>Children's Division Residential Rate Increase</b>	<b>DI# 2650004</b>	<b>Original FY 2023 House Bill Section, if applicable</b>	<b>10.230</b>

**3. DESCRIBE THE DETAILED ASSUMPTIONS USED TO DERIVE THE SPECIFIC REQUESTED AMOUNT. (How did you determine that the requested number of FTE were appropriate? From what source or standard did you derive the requested levels of funding? Were alternatives such as outsourcing or automation considered? If based on new legislation, does request tie to TAFP fiscal note? If not, explain why.**

**DEPARTMENT REQUEST:**

This request will increase the children's residential rate paid to providers by 8%, or \$15.34, per day to match the rate included in the DSS FY 23 budget. This will increase the daily rate currently paid to providers by DMH from \$187.05 to \$202.39.

<b>HB Section</b>	<b>Approp</b>	<b>Type</b>	<b>Fund</b>	<b>Amount</b>
10.230 - Youth Community Programs	2057	PSD	0101	\$604,703

**4. BREAK DOWN THE REQUEST BY BUDGET OBJECT CLASS, JOB CLASS, AND FUND SOURCE.**

<b>Budget Object Class/Job Class</b>	<b>Dept Req GR DOLLARS</b>	<b>Dept Req GR FTE</b>	<b>Dept Req FED DOLLARS</b>	<b>Dept Req FED FTE</b>	<b>Dept Req OTHER DOLLARS</b>	<b>Dept Req OTHER FTE</b>	<b>Dept Req TOTAL DOLLARS</b>	<b>Dept Req TOTAL FTE</b>
Program Distributions (BOBC 800)	604,703	0.0	0	0.0	0	0.0	604,703	0.0
<b>Total PSD</b>	<b>604,703</b>	<b>0.0</b>	<b>0</b>	<b>0.0</b>	<b>0</b>	<b>0.0</b>	<b>604,703</b>	<b>0.0</b>
<b>Grand Total</b>	<b>604,703</b>	<b>0.0</b>	<b>0</b>	<b>0.0</b>	<b>0</b>	<b>0.0</b>	<b>604,703</b>	<b>0.0</b>



**SUPPLEMENTAL NEW DECISION ITEM**

Department of Mental Health

House Bill Section \_\_\_\_\_

Director's Office

Provider Relief Fund Transfer

DI# 2650005

Original FY 2023 House Bill Section, if applicable

10.075

**1. AMOUNT OF REQUEST**

FY 2023 Supplemental Budget Request				
	GR	Federal	Other	Total
PS	0	0	0	0
EE	0	0	0	0
PSD	0	0	0	0
TRF	0	3,438,000	0	3,438,000
<b>Total</b>	<b>0</b>	<b>3,438,000</b>	<b>0</b>	<b>3,438,000</b>

FTE 0.00 0.00 0.00 0.00  
 POSITIONS 0 0 0 0  
 NUMBER OF MONTHS POSITIONS ARE NEEDED: 0

**Est. Fringe** 0 0 0 0

*Note: Fringes budgeted in House Bill 5 except for certain fringes budgeted directly to MoDOT, Highway Patrol, and Conservation.*

Other Funds: None.  
 Non-Counts: None.

FY 2023 Supplemental Governor's Recommendation				
	GR	Federal	Other	Total
PS	0	0	0	0
EE	0	0	0	0
PSD	0	0	0	0
TRF	0	0	0	0
<b>Total</b>	<b>0</b>	<b>0</b>	<b>0</b>	<b>0</b>

FTE 0.00 0.00 0.00 0.00  
 POSITIONS 0 0 0 0  
 NUMBER OF MONTHS POSITIONS ARE NEEDED: \_\_\_\_\_

**Est. Fringe** 0 0 0 0

*Note: Fringes budgeted in House Bill 5 except for certain fringes budgeted directly to MoDOT, Highway Patrol, and Conservation.*

Other Funds:  
 Non-Counts:

**2. WHY IS THIS SUPPLEMENTAL FUNDING NEEDED? INCLUDE THE FEDERAL OR STATE STATUTORY OR CONSTITUTIONAL AUTHORIZATION FOR THIS PROGRAM.**

The Department of Mental Health (DMH) was awarded a grant for Provider Relief Funds (PRF) authorized by the American Rescue Plan Act (ARPA) through the Health Resources and Services Administration (HSRA) in January 2022. These funds were erroneously deposited in the DMH Federal Stimulus Fund (2345) as previous PRF grants had been received and deposited in the fund. Since these funds were authorized by ARPA, they should have been deposited in the DMH Federal Stimulus 2021 Fund (2455).

During the FY 23 Budget Process, an appropriation was created to spend funds out of DMH Federal Stimulus 2021. To support expenditures, DMH borrowed from the Budget Reserve Fund. In order to return cash to the fund and ensure there is cash to support expenditures, a transfer appropriation is requested to transfer the cash from the DMH Federal Stimulus Fund to the DMH Federal Stimulus 2021 Fund.

**SUPPLEMENTAL NEW DECISION ITEM**

Department of Mental Health		House Bill Section	
Director's Office			
Provider Relief Fund Transfer	DI# 2650005	Original FY 2023 House Bill Section, if applicable	10.075

**3. DESCRIBE THE DETAILED ASSUMPTIONS USED TO DERIVE THE SPECIFIC REQUESTED AMOUNT. (How did you determine that the requested number of FTE were appropriate? From what source or standard did you derive the requested levels of funding? Were alternatives such as outsourcing or automation considered? If based on new legislation, does request tie to TAFP fiscal note? If not, explain why.**

**DEPARTMENT REQUEST:**

HB Section	Approp	Type	Fund	Amount
10.075	T208	TRF	2345	\$3,438,000

**4. BREAK DOWN THE REQUEST BY BUDGET OBJECT CLASS, JOB CLASS, AND FUND SOURCE.**

Budget Object Class/Job Class	Dept Req GR DOLLARS	Dept Req GR FTE	Dept Req FED DOLLARS	Dept Req FED FTE	Dept Req OTHER DOLLARS	Dept Req OTHER FTE	Dept Req TOTAL DOLLARS	Dept Req TOTAL FTE
Transfers	0	0	3,438,000	0	0	0	3,438,000	0
<b>Total TRF</b>	<b>0</b>	<b>0</b>	<b>3,438,000</b>	<b>0</b>	<b>0</b>	<b>0</b>	<b>3,438,000</b>	<b>0</b>
<b>Grand Total</b>	<b>0</b>	<b>0.0</b>	<b>3,438,000</b>	<b>0.0</b>	<b>0</b>	<b>0.0</b>	<b>3,438,000</b>	<b>0.0</b>

**SUPPLEMENTAL NEW DECISION ITEM**

Department of Mental Health

House Bill Section \_\_\_\_\_

Division of Developmental Disabilities

Moving Expenses to Create Capacity DI# 2650006

Original FY 2023 House Bill Section, if applicable 10.510 and 10.535

**1. AMOUNT OF REQUEST**

	FY 2023 Supplemental Budget Request			
	GR	Federal	Other	Total
PS	0	0	0	0
EE	89,450	0	0	89,450
PSD	0	0	0	0
TRF	0	0	0	0
<b>Total</b>	<b>89,450</b>	<b>0</b>	<b>0</b>	<b>89,450</b>

FTE 0.00 0.00 0.00 0.00

POSITIONS 0 0 0 0

NUMBER OF MONTHS POSITIONS ARE NEEDED: 0

**Est. Fringe** 0 0 0 0

*Note: Fringes budgeted in House Bill 5 except for certain fringes budgeted directly to MoDOT, Highway Patrol, and Conservation.*

Other Funds: None.  
Non-Counts: None.

	FY 2023 Supplemental Governor's Recommendation			
	GR	Federal	Other	Total
PS	0	0	0	0
EE	0	0	0	0
PSD	0	0	0	0
TRF	0	0	0	0
<b>Total</b>	<b>0</b>	<b>0</b>	<b>0</b>	<b>0</b>

FTE 0.00 0.00 0.00 0.00

POSITIONS 0 0 0 0

NUMBER OF MONTHS POSITIONS ARE NEEDED: 0

**Est. Fringe** 0 0 0 0

*Note: Fringes budgeted in House Bill 5 except for certain fringes budgeted directly to MoDOT, Highway Patrol, and Conservation.*

Other Funds:  
Non-Counts:

**2. WHY IS THIS SUPPLEMENTAL FUNDING NEEDED? INCLUDE THE FEDERAL OR STATE STATUTORY OR CONSTITUTIONAL AUTHORIZATION FOR THIS PROGRAM.**

Missouri is experiencing an acute shortage of appropriate mental health residential and in-patient placements. Currently, an estimated 200-300 individuals with behavioral health needs and 600 individuals with intellectual or developmental disabilities (IDD) are unable to access appropriate placement in these settings. Many of these individuals are currently awaiting placement during long and inappropriate stays in settings such as hospitals, jails, shelters and private providers at a mis-matched level of care, often at a higher cost.

Despite available Medicaid waiver slots for individuals with IDD, these individuals are not able to access care due to direct care staffing shortages. The acute shortage of placements is creating a strain on other systems, particularly hospitals, jails and shelters in which these individuals are stuck. As individuals await appropriate services, often their untreated/under treated behaviors escalate resulting in additional crises which further reduces placement options.

**SUPPLEMENTAL NEW DECISION ITEM**

<b>Department of Mental Health</b>		<b>House Bill Section</b> _____
<b>Division of Developmental Disabilities</b>		
<b>Moving Expenses to Create Capacity</b>	<b>DI# 2650006</b>	<b>Original FY 2023 House Bill Section, if applicable</b> <u>10.510 and 10.535</u>

**3. DESCRIBE THE DETAILED ASSUMPTIONS USED TO DERIVE THE SPECIFIC REQUESTED AMOUNT. (How did you determine that the requested number of FTE were appropriate? From what source or standard did you derive the requested levels of funding? Were alternatives such as outsourcing or automation considered? If based on new legislation, does request tie to TAFP fiscal note? If not, explain why.**

One of the strategies DMH is taking to address the acute shortage of space is through reconceptualization of current space resources. DD is proposing to relocate Regional Office and Northwest Community Services (NWCS) staff currently located on the campus of existing Habilitation Centers. This will allow for reconfiguration of the existing space to maximize underutilized placement capacity. This is the companion request for the FY 2024 House Bill 13 Decision Item that includes annual costs for rent, property improvements, fuel and utilities for the requested leased space.

Proposed relocations include:

- The relocation of 45 Northwest Community Services (NWCS) staff from the Providence Building, currently on the campus of Higginsville Habilitation Center (HHC), to the local community. \$53,625 is requested for moving expenses related to the relocation, signage and a conference table and chairs.
- The relocation of 53 staff from the Sikeston Regional Office, currently on the campuses of Southeast Missouri Residential Services (SEMORS) Habilitation Center in Sikeston and Poplar Bluff, to the local community. \$35,825 is requested for moving expenses related to the relocation and signage.

**DEPARTMENT REQUEST:**

<u>HB Section</u>	<u>Approp</u>	<u>Type</u>	<u>Fund</u>	<u>Amount</u>
10.510	2117	EE	0101	35,825
10.535	9173	EE	0101	53,625
<b>Total</b>				<u><u>89,450</u></u>

**4. BREAK DOWN THE REQUEST BY BUDGET OBJECT CLASS, JOB CLASS, AND FUND SOURCE.**

<b>Budget Object Class/Job Class</b>	<b>Dept Req GR DOLLARS</b>	<b>Dept Req GR FTE</b>	<b>Dept Req FED DOLLARS</b>	<b>Dept Req FED FTE</b>	<b>Dept Req OTHER DOLLARS</b>	<b>Dept Req OTHER FTE</b>	<b>Dept Req TOTAL DOLLARS</b>	<b>Dept Req TOTAL FTE</b>
Professional Services (BOBC 400)	51,450	0	0	0	0	0	51,450	0
Other Equipment (BOBC 590)	38,000	0	0	0	0	0	38,000	0
<b>Total EE</b>	<b>89,450</b>	<b>0</b>	<b>0</b>	<b>0</b>	<b>0</b>	<b>0</b>	<b>89,450</b>	<b>0</b>
<b>Grand Total</b>	<b>89,450</b>	<b>0.0</b>	<b>0</b>	<b>0.0</b>	<b>0</b>	<b>0.0</b>	<b>89,450</b>	<b>0.0</b>

# **Supplemental Totals**



**DEPARTMENT OF MENTAL HEALTH  
FY 2023 SUPPLEMENTAL DEPT REQUEST**

FUND NAME	SDI AMOUNT	SDI FTE
General Revenue	\$28,180,128	0.00
Federal	\$3,438,000	0.00
Other	\$0	0.00
<b>TOTAL</b>	<b>\$31,618,128</b>	<b>0.00</b>





**ARPA**



## ARPA CORE DECISION ITEM

<b>American Rescue Plan Act</b> <b>Health and Economic Impacts</b> <b>DMH - Cottage and Group Home ADA Upgrades</b>	<b>Budget Unit:</b> <u>A0365C</u> <b>HB Section:</b> <u>20.165</u>																																																																																
<b>1. CORE FINANCIAL SUMMARY</b>																																																																																	
<table style="width: 100%; border-collapse: collapse;"> <thead> <tr> <th></th> <th colspan="4" style="text-align: center; border-bottom: 1px solid black;">FY 2024 Budget Request</th> </tr> <tr> <th></th> <th style="text-align: center; border-bottom: 1px solid black;">GR</th> <th style="text-align: center; border-bottom: 1px solid black;">Federal</th> <th style="text-align: center; border-bottom: 1px solid black;">Other</th> <th style="text-align: center; border-bottom: 1px solid black;">Total</th> </tr> </thead> <tbody> <tr> <td>PS</td> <td style="text-align: right;">0</td> <td style="text-align: right;">0</td> <td style="text-align: right;">0</td> <td style="text-align: right;">0</td> </tr> <tr> <td>EE</td> <td style="text-align: right;">0</td> <td style="text-align: right;">6,987,195</td> <td style="text-align: right;">0</td> <td style="text-align: right;">6,987,195</td> </tr> <tr> <td>PSD</td> <td style="text-align: right;">0</td> <td style="text-align: right;">0</td> <td style="text-align: right;">0</td> <td style="text-align: right;">0</td> </tr> <tr> <td>TRF</td> <td style="text-align: right;">0</td> <td style="text-align: right;">0</td> <td style="text-align: right;">0</td> <td style="text-align: right;">0</td> </tr> <tr> <td><b>Total</b></td> <td style="text-align: right; border-top: 1px solid black; border-bottom: 3px double black;"><b>0</b></td> <td style="text-align: right; border-top: 1px solid black; border-bottom: 3px double black;"><b>6,987,195</b></td> <td style="text-align: right; border-top: 1px solid black; border-bottom: 3px double black;"><b>0</b></td> <td style="text-align: right; border-top: 1px solid black; border-bottom: 3px double black;"><b>6,987,195</b></td> </tr> <tr> <td><b>FTE</b></td> <td style="text-align: right;"><b>0.00</b></td> <td style="text-align: right;"><b>0.00</b></td> <td style="text-align: right;"><b>0.00</b></td> <td style="text-align: right;"><b>0.00</b></td> </tr> </tbody> </table>		FY 2024 Budget Request					GR	Federal	Other	Total	PS	0	0	0	0	EE	0	6,987,195	0	6,987,195	PSD	0	0	0	0	TRF	0	0	0	0	<b>Total</b>	<b>0</b>	<b>6,987,195</b>	<b>0</b>	<b>6,987,195</b>	<b>FTE</b>	<b>0.00</b>	<b>0.00</b>	<b>0.00</b>	<b>0.00</b>	<table style="width: 100%; border-collapse: collapse;"> <thead> <tr> <th></th> <th colspan="4" style="text-align: center; border-bottom: 1px solid black;">FY 2024 Governor's Recommendation</th> </tr> <tr> <th></th> <th style="text-align: center; border-bottom: 1px solid black;">GR</th> <th style="text-align: center; border-bottom: 1px solid black;">Federal</th> <th style="text-align: center; border-bottom: 1px solid black;">Other</th> <th style="text-align: center; border-bottom: 1px solid black;">Total</th> </tr> </thead> <tbody> <tr> <td>PS</td> <td style="text-align: right;">0</td> <td style="text-align: right;">0</td> <td style="text-align: right;">0</td> <td style="text-align: right;">0</td> </tr> <tr> <td>EE</td> <td style="text-align: right;">0</td> <td style="text-align: right;">0</td> <td style="text-align: right;">0</td> <td style="text-align: right;">0</td> </tr> <tr> <td>PSD</td> <td style="text-align: right;">0</td> <td style="text-align: right;">0</td> <td style="text-align: right;">0</td> <td style="text-align: right;">0</td> </tr> <tr> <td>TRF</td> <td style="text-align: right;">0</td> <td style="text-align: right;">0</td> <td style="text-align: right;">0</td> <td style="text-align: right;">0</td> </tr> <tr> <td><b>Total</b></td> <td style="text-align: right; border-top: 1px solid black; border-bottom: 3px double black;"><b>0</b></td> <td style="text-align: right; border-top: 1px solid black; border-bottom: 3px double black;"><b>0</b></td> <td style="text-align: right; border-top: 1px solid black; border-bottom: 3px double black;"><b>0</b></td> <td style="text-align: right; border-top: 1px solid black; border-bottom: 3px double black;"><b>0</b></td> </tr> <tr> <td><b>FTE</b></td> <td style="text-align: right;"><b>0.00</b></td> <td style="text-align: right;"><b>0.00</b></td> <td style="text-align: right;"><b>0.00</b></td> <td style="text-align: right;"><b>0.00</b></td> </tr> </tbody> </table>		FY 2024 Governor's Recommendation					GR	Federal	Other	Total	PS	0	0	0	0	EE	0	0	0	0	PSD	0	0	0	0	TRF	0	0	0	0	<b>Total</b>	<b>0</b>	<b>0</b>	<b>0</b>	<b>0</b>	<b>FTE</b>	<b>0.00</b>	<b>0.00</b>	<b>0.00</b>	<b>0.00</b>
	FY 2024 Budget Request																																																																																
	GR	Federal	Other	Total																																																																													
PS	0	0	0	0																																																																													
EE	0	6,987,195	0	6,987,195																																																																													
PSD	0	0	0	0																																																																													
TRF	0	0	0	0																																																																													
<b>Total</b>	<b>0</b>	<b>6,987,195</b>	<b>0</b>	<b>6,987,195</b>																																																																													
<b>FTE</b>	<b>0.00</b>	<b>0.00</b>	<b>0.00</b>	<b>0.00</b>																																																																													
	FY 2024 Governor's Recommendation																																																																																
	GR	Federal	Other	Total																																																																													
PS	0	0	0	0																																																																													
EE	0	0	0	0																																																																													
PSD	0	0	0	0																																																																													
TRF	0	0	0	0																																																																													
<b>Total</b>	<b>0</b>	<b>0</b>	<b>0</b>	<b>0</b>																																																																													
<b>FTE</b>	<b>0.00</b>	<b>0.00</b>	<b>0.00</b>	<b>0.00</b>																																																																													
<table border="1" style="width: 100%; border-collapse: collapse;"> <tr> <td style="width: 15%;"><b>Est. Fringe</b></td> <td style="width: 15%; text-align: center;">0</td> <td style="width: 15%; text-align: center;">0</td> <td style="width: 15%; text-align: center;">0</td> <td style="width: 15%; text-align: center;">0</td> </tr> </table>	<b>Est. Fringe</b>	0	0	0	0	<table border="1" style="width: 100%; border-collapse: collapse;"> <tr> <td style="width: 15%;"><b>Est. Fringe</b></td> <td style="width: 15%; text-align: center;">0</td> <td style="width: 15%; text-align: center;">0</td> <td style="width: 15%; text-align: center;">0</td> <td style="width: 15%; text-align: center;">0</td> </tr> </table>	<b>Est. Fringe</b>	0	0	0	0																																																																						
<b>Est. Fringe</b>	0	0	0	0																																																																													
<b>Est. Fringe</b>	0	0	0	0																																																																													
<i>Note: Fringes budgeted in House Bill 5 except for certain fringes budgeted directly to MoDOT, Highway Patrol, and Conservation.</i>																																																																																	
Other Funds:     None.	Other Funds:																																																																																
<b>2. CORE DESCRIPTION</b>																																																																																	
<p>All group homes and cottages operated by the Department of Mental Health (DMH) were built prior to revisions to the Americans with Disabilities Act (ADA) enacted in 2009. DMH clients are increasingly older and have more co-morbid mental and physical illnesses. Many clients require the use of wheel chairs or have other mobility restrictions and require accommodations to access all living areas in these homes, such as kitchens, hallways, bedrooms, and bathrooms. As group homes and cottages are the lowest level of security in DMH hospitals, patients with disabilities are at times unable to move to a lower level of care due to the lack of specific ADA accommodations, resulting in clients not being served in the least restrictive environment, thereby further limiting admissions of other clients.</p> <p>The goal of this project is to make DBH cottages and group homes fully ADA-accessible and to meet ADA 2009 standards for kitchens, bedrooms, hallways, bathrooms, and doorways.</p>																																																																																	
<b>3. PROGRAM LISTING (list programs included in this core funding)</b>																																																																																	
Cottage and Group Homes ADA Upgrades																																																																																	

# ARPA CORE DECISION ITEM

American Rescue Plan Act  
 Health and Economic Impacts  
 DMH - Cottage and Group Home ADA Upgrades

Budget Unit: A0365C  
 HB Section: 20.165

## 4. FINANCIAL HISTORY

	FY 2020 Actual	FY 2021 Actual	FY 2022 Actual	FY 2023 Current Yr.
Appropriation (All Funds)	0	0	0	6,987,195
Less Reverted (All Funds)	0	0	0	0
Less Restricted (All Funds)*	0	0	0	0
Budget Authority (All Funds)	0	0	0	6,987,195
Actual Expenditures (All Funds)	0	0	0	N/A
Unexpended (All Funds)	0	0	0	N/A
Unexpended, by Fund:				
General Revenue	0	0	0	N/A
Federal	0	0	0	N/A
Other	0	0	0	N/A

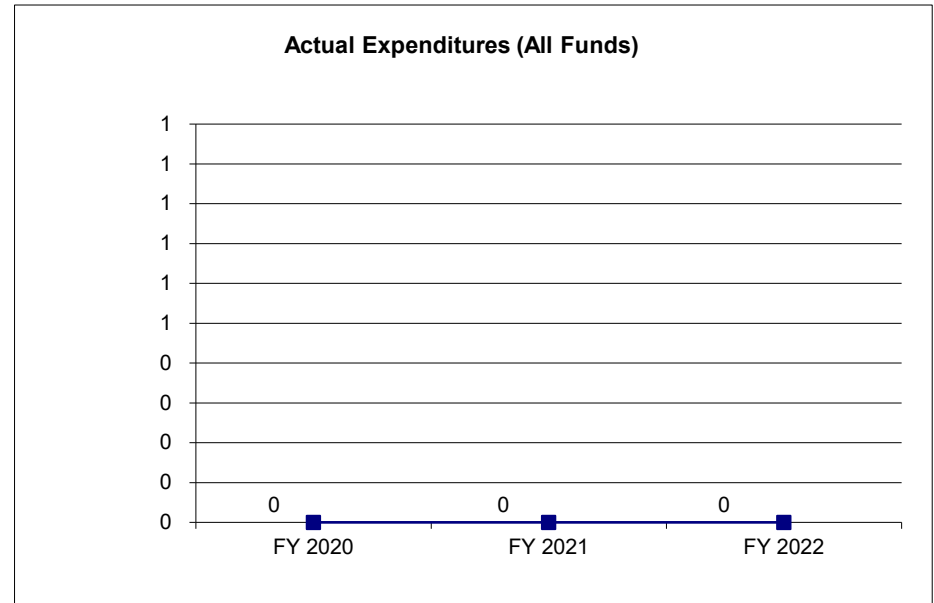
\*Current Year restricted amount is as of August 1, 2022.

Reverted includes the statutory three percent reserve amount (when applicable).

Restricted includes any Governor's expenditure restrictions which remained at the end of the fiscal year (when applicable).

### NOTES:

None.



## PROGRAM DESCRIPTION

American Rescue Plan Act

HB Section(s): 20.165

Health and Economic Impacts

DMH - Cottage and Group Home ADA Upgrades

### 1a. What strategic priority does this program address?

The Department of Mental Health (DMH) will focus efforts on modernizing aspects of Missouri's mental health system, enhancing service delivery models and improving total health-physical, mental and emotional well-being of all Missourians.

### 1b. What does this program do?

All group homes and cottages operated by the Department of Mental Health (DMH) were built prior to revisions to the Americans with Disabilities Act (ADA) enacted in 2009. DMH clients are increasingly older and have more co-morbid mental and physical illnesses. Many clients require the use of wheel chairs or have other mobility restrictions and require accommodations to access all living areas in these homes, such as kitchens, hallways, bedrooms, and bathrooms. As group homes and cottages are the lowest level of security in DMH hospitals, patients with disabilities are at times unable to move to a lower level of care due to the lack of specific ADA accommodations, resulting in clients not being served in the least restrictive environment, thereby further limiting admissions of other clients.

The goal of this project is to make DBH cottages and group homes fully ADA-accessible and to meet ADA 2009 standards for kitchens, bedrooms, hallways, bathrooms, and doorways.

### 2a. Provide an activity measure(s) for the program.

The project is currently in the design phase of the project. The Division of FMDC will complete the design work themselves. A timeline is not yet available at this time.

### 2b. Provide a measure(s) of the program's quality.

The project will provide ADA-compliant access to patients living in group homes and cottages.

### 2c. Provide a measure(s) of the program's impact.

Renovations will allow patients with mobility restrictions to move to a cottage or group home when clinically appropriate to receive care in the least restrictive environment.

### 2d. Provide a measure(s) of the program's efficiency.

Renovation will use existing materials when feasible.

**PROGRAM DESCRIPTION**


American Rescue Plan Act

HB Section(s): 20.165

Health and Economic Impacts

DMH - Cottage and Group Home ADA Upgrades

3. Provide actual expenditures for the prior three fiscal years and planned expenditures for the current fiscal year. (Note: Amounts do not include fringe benefit costs.)



4. What are the sources of the "Other " funds?

N/A

5. What is the authorization for this program, i.e., federal or state statute, etc.? (Include the federal program number, if applicable.)

American Rescue Plan Act.

6. Are there federal matching requirements? If yes, please explain.

No.

7. Is this a federally mandated program? If yes, please explain.

No.

## ARPA CORE DECISION ITEM

<b>American Rescue Plan Act</b>	<b>Budget Unit:</b> <u>A0370C</u>
<b>Health and Economic Impacts</b>	
<b>DMH - FSH Biggs Building Renovation</b>	<b>HB Section:</b> <u>20.170</u>

### 1. CORE FINANCIAL SUMMARY

FY 2024 Budget Request					FY 2024 Governor's Recommendation				
	GR	Federal	Other	Total		GR	Federal	Other	Total
PS	0	0	0	0	PS	0	0	0	0
EE	0	15,999,999	0	15,999,999	EE	0	0	0	0
PSD	0	0	0	0	PSD	0	0	0	0
TRF	0	0	0	0	TRF	0	0	0	0
<b>Total</b>	<b>0</b>	<b>15,999,999</b>	<b>0</b>	<b>15,999,999</b>	<b>Total</b>	<b>0</b>	<b>0</b>	<b>0</b>	<b>0</b>
<b>FTE</b>	<b>0.00</b>	<b>0.00</b>	<b>0.00</b>	<b>0.00</b>	<b>FTE</b>	<b>0.00</b>	<b>0.00</b>	<b>0.00</b>	<b>0.00</b>
<b>Est. Fringe</b>	<b>0</b>	<b>0</b>	<b>0</b>	<b>0</b>	<b>Est. Fringe</b>	<b>0</b>	<b>0</b>	<b>0</b>	<b>0</b>
<i>Note: Fringes budgeted in House Bill 5 except for certain fringes budgeted directly to MoDOT, Highway Patrol, and Conservation.</i>					<i>Note: Fringes budgeted in House Bill 5 except for certain fringes budgeted directly to MoDOT, Highway Patrol, and Conservation.</i>				

Other Funds: None.

Other Funds:

### 2. CORE DESCRIPTION

New probate court commitments to the Department of Mental Health's Sex Offender Rehabilitation and Treatment Services program (SORTS) are estimated to grow by 15 individuals each year and substantially outpace conditional releases to the community. As a result of these increases it is expected that physical space for additional commitments will be exhausted in the near future necessitating new construction.

With the recent completion of the Nixon Forensic Center at Fulton State Hospital, it was decided that the 1986 section of the Biggs Forensic Center, which formerly held maximum security patients, would be preserved for future use by SORTS, while the unusable 1937 and most of the 1964 addition would be demolished. Renovation of this saved space would provide for an additional 86 inpatient beds and meet DMH-SORTS' space requirements through the end of the decade. This building would be used to meet the specific needs of older patients and patients requiring specialty medical services through the University of Missouri Healthcare.

Demolition of the older, front section of Biggs began September 7, 2021 and is expected to be completed in FY 2023.

The renovations of Biggs would allow improvements to the site and building exterior, the interior space (providing for ADA compliant bedrooms and bathrooms), the HVAC and mechanical systems, and the portions of the building to be used for administrative and other support functions.

## ARPA CORE DECISION ITEM

<b>American Rescue Plan Act</b>	<b>Budget Unit:</b> <u>A0370C</u>
<b>Health and Economic Impacts</b>	
<b>DMH - FSH Biggs Building Renovation</b>	<b>HB Section:</b> <u>20.170</u>

### 3. PROGRAM LISTING (list programs included in this core funding)

FSH Biggs Building Renovation

### 4. FINANCIAL HISTORY

	<b>FY 2020 Actual</b>	<b>FY 2021 Actual</b>	<b>FY 2022 Actual</b>	<b>FY 2023 Current Yr.</b>
Appropriation (All Funds)	0	0	0	15,999,999
Less Reverted (All Funds)	0	0	0	0
Less Restricted (All Funds)*	0	0	0	0
Budget Authority (All Funds)	0	0	0	15,999,999
Actual Expenditures (All Funds)	0	0	0	N/A
Unexpended (All Funds)	0	0	0	N/A
Unexpended, by Fund:				
General Revenue	0	0	0	N/A
Federal	0	0	0	N/A
Other	0	0	0	N/A

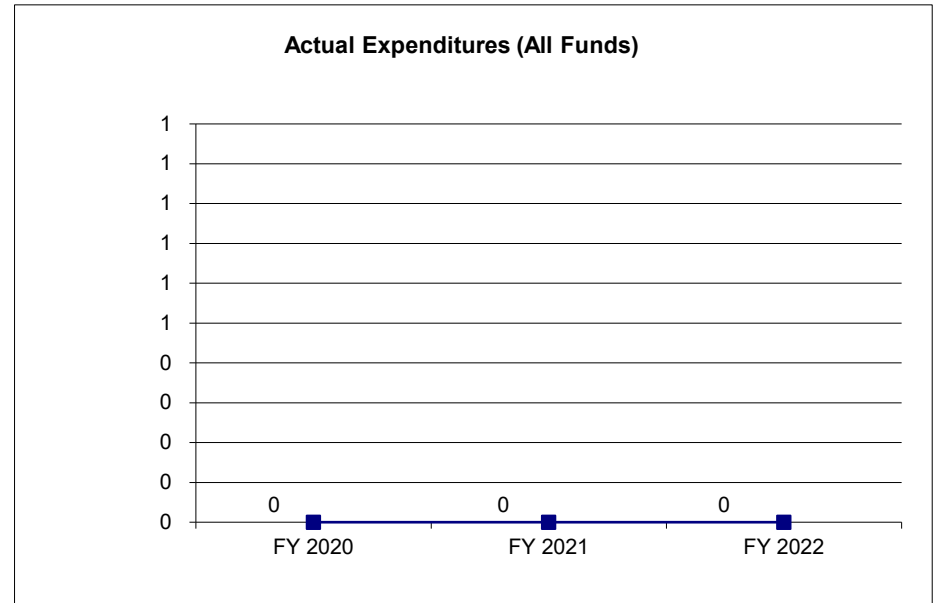
\*Current Year restricted amount is as of August 1, 2022.

Reverted includes the statutory three percent reserve amount (when applicable).

Restricted includes any Governor's expenditure restrictions which remained at the end of the fiscal year (when applicable).

#### NOTES:

None.





## PROGRAM DESCRIPTION

American Rescue Plan Act

HB Section(s): 20.170

Health and Economic Impacts

DMH - FSH Biggs Building Renovation

### 1a. What strategic priority does this program address?

The Department of Mental Health (DMH) will focus efforts on modernizing aspects of Missouri's mental health system, enhancing service delivery models and improving total health-physical, mental and emotional well-being of all Missourians.

### 1b. What does this program do?

With the recent completion of the Nixon Forensic Center at Fulton State Hospital, it was decided that the 1986 section of the Biggs Forensic Center, which formerly held maximum security patients, would be preserved for future use by Sexual Offender Rehabilitation and Treatment Services (SORTS), while the unusable 1937 and most of the 1964 addition is demolished. Renovation of this saved space would provide for an additional 86 inpatient beds and meet DMH-SORTS' space requirements through the end of the decade.

The renovations of Biggs would allow improvements to the site and building exterior, the interior space (providing for ADA compliant bedrooms and bathrooms), the HVAC and mechanical systems, and the portions of the building to be used for administrative and other support functions.

Demolition of the older, front section of Biggs began September 7, 2021 and is expected to be completed in FY 2023.

### 2a. Provide an activity measure(s) for the program.

The project is currently in the pre-design phase. FMDC will be soliciting bids for design.

### 2b. Provide a measure(s) of the program's quality.

Renovations will provide for an ADA compliant environment for SORTS patients with mobility impairments to receive appropriate clinical services in a secure setting.

### 2c. Provide a measure(s) of the program's impact.

Completion of renovations will allow DMH to seek funding to operate an alternative needs program for patients civilly committed under the Sexually Violent Predator Act.

### 2d. Provide a measure(s) of the program's efficiency.

Renovations will maximize the use of existing materials left after the demolition of the remainder of the Biggs building structure.

**PROGRAM DESCRIPTION**


American Rescue Plan Act

HB Section(s): 20.170

Health and Economic Impacts

DMH - FSH Biggs Building Renovation

3. Provide actual expenditures for the prior three fiscal years and planned expenditures for the current fiscal year. (Note: Amounts do not include fringe benefit costs.)



4. What are the sources of the "Other " funds?

N/A

5. What is the authorization for this program, i.e., federal or state statute, etc.? (Include the federal program number, if applicable.)

American Rescue Plan Act.

6. Are there federal matching requirements? If yes, please explain.

No.

7. Is this a federally mandated program? If yes, please explain.

No.

## ARPA CORE DECISION ITEM

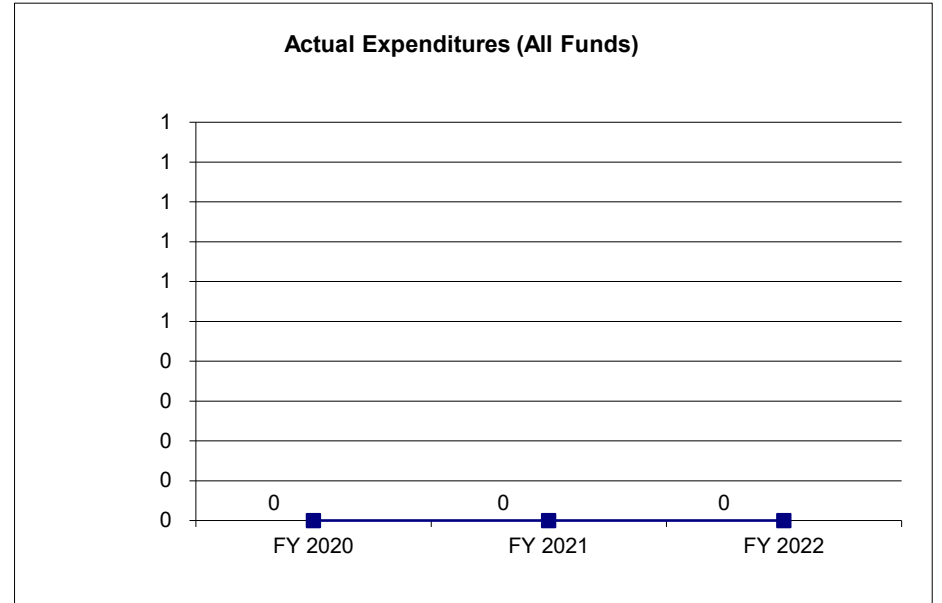
<b>American Rescue Plan Act</b> <b>Health and Economic Impacts</b> <b>DMH - Timekeeping System</b>	<b>Budget Unit:</b> <u>A0375C</u> <b>HB Section:</b> <u>20.175</u>																																																																																										
<b>1. CORE FINANCIAL SUMMARY</b>																																																																																											
<table style="width: 100%; border-collapse: collapse;"> <thead> <tr> <th></th> <th colspan="4" style="text-align: center; border-bottom: 1px solid black;">FY 2024 Budget Request</th> </tr> <tr> <th></th> <th style="text-align: center; border-bottom: 1px solid black;">GR</th> <th style="text-align: center; border-bottom: 1px solid black;">Federal</th> <th style="text-align: center; border-bottom: 1px solid black;">Other</th> <th style="text-align: center; border-bottom: 1px solid black;">Total</th> </tr> </thead> <tbody> <tr> <td>PS</td> <td style="text-align: right;">0</td> <td style="text-align: right;">0</td> <td style="text-align: right;">0</td> <td style="text-align: right;">0</td> </tr> <tr> <td>EE</td> <td style="text-align: right;">0</td> <td style="text-align: right;">600,000</td> <td style="text-align: right;">0</td> <td style="text-align: right;">600,000</td> </tr> <tr> <td>PSD</td> <td style="text-align: right;">0</td> <td style="text-align: right;">0</td> <td style="text-align: right;">0</td> <td style="text-align: right;">0</td> </tr> <tr> <td>TRF</td> <td style="text-align: right;">0</td> <td style="text-align: right;">0</td> <td style="text-align: right;">0</td> <td style="text-align: right;">0</td> </tr> <tr> <td><b>Total</b></td> <td style="text-align: right; border-top: 1px solid black; border-bottom: 3px double black;"><b>0</b></td> <td style="text-align: right; border-top: 1px solid black; border-bottom: 3px double black;"><b>600,000</b></td> <td style="text-align: right; border-top: 1px solid black; border-bottom: 3px double black;"><b>0</b></td> <td style="text-align: right; border-top: 1px solid black; border-bottom: 3px double black;"><b>600,000</b></td> </tr> <tr> <td><b>FTE</b></td> <td style="text-align: right;"><b>0.00</b></td> <td style="text-align: right;"><b>0.00</b></td> <td style="text-align: right;"><b>0.00</b></td> <td style="text-align: right;"><b>0.00</b></td> </tr> </tbody> </table> <table style="width: 100%; border-collapse: collapse; margin-top: 5px;"> <tr> <td style="width: 15%;"><b>Est. Fringe</b></td> <td style="width: 15%; text-align: center;">0</td> <td style="width: 15%; text-align: center;">0</td> <td style="width: 15%; text-align: center;">0</td> <td style="width: 15%; text-align: center;">0</td> </tr> </table> <p style="font-size: small; margin-top: 5px;"><i>Note: Fringes budgeted in House Bill 5 except for certain fringes budgeted directly to MoDOT, Highway Patrol, and Conservation.</i></p>		FY 2024 Budget Request					GR	Federal	Other	Total	PS	0	0	0	0	EE	0	600,000	0	600,000	PSD	0	0	0	0	TRF	0	0	0	0	<b>Total</b>	<b>0</b>	<b>600,000</b>	<b>0</b>	<b>600,000</b>	<b>FTE</b>	<b>0.00</b>	<b>0.00</b>	<b>0.00</b>	<b>0.00</b>	<b>Est. Fringe</b>	0	0	0	0	<table style="width: 100%; border-collapse: collapse;"> <thead> <tr> <th></th> <th colspan="4" style="text-align: center; border-bottom: 1px solid black;">FY 2024 Governor's Recommendation</th> </tr> <tr> <th></th> <th style="text-align: center; border-bottom: 1px solid black;">GR</th> <th style="text-align: center; border-bottom: 1px solid black;">Federal</th> <th style="text-align: center; border-bottom: 1px solid black;">Other</th> <th style="text-align: center; border-bottom: 1px solid black;">Total</th> </tr> </thead> <tbody> <tr> <td>PS</td> <td style="text-align: right;">0</td> <td style="text-align: right;">0</td> <td style="text-align: right;">0</td> <td style="text-align: right;">0</td> </tr> <tr> <td>EE</td> <td style="text-align: right;">0</td> <td style="text-align: right;">0</td> <td style="text-align: right;">0</td> <td style="text-align: right;">0</td> </tr> <tr> <td>PSD</td> <td style="text-align: right;">0</td> <td style="text-align: right;">0</td> <td style="text-align: right;">0</td> <td style="text-align: right;">0</td> </tr> <tr> <td>TRF</td> <td style="text-align: right;">0</td> <td style="text-align: right;">0</td> <td style="text-align: right;">0</td> <td style="text-align: right;">0</td> </tr> <tr> <td><b>Total</b></td> <td style="text-align: right; border-top: 1px solid black; border-bottom: 3px double black;"><b>0</b></td> <td style="text-align: right; border-top: 1px solid black; border-bottom: 3px double black;"><b>0</b></td> <td style="text-align: right; border-top: 1px solid black; border-bottom: 3px double black;"><b>0</b></td> <td style="text-align: right; border-top: 1px solid black; border-bottom: 3px double black;"><b>0</b></td> </tr> <tr> <td><b>FTE</b></td> <td style="text-align: right;"><b>0.00</b></td> <td style="text-align: right;"><b>0.00</b></td> <td style="text-align: right;"><b>0.00</b></td> <td style="text-align: right;"><b>0.00</b></td> </tr> </tbody> </table> <table style="width: 100%; border-collapse: collapse; margin-top: 5px;"> <tr> <td style="width: 15%;"><b>Est. Fringe</b></td> <td style="width: 15%; text-align: center;">0</td> <td style="width: 15%; text-align: center;">0</td> <td style="width: 15%; text-align: center;">0</td> <td style="width: 15%; text-align: center;">0</td> </tr> </table> <p style="font-size: small; margin-top: 5px;"><i>Note: Fringes budgeted in House Bill 5 except for certain fringes budgeted directly to MoDOT, Highway Patrol, and Conservation.</i></p>		FY 2024 Governor's Recommendation					GR	Federal	Other	Total	PS	0	0	0	0	EE	0	0	0	0	PSD	0	0	0	0	TRF	0	0	0	0	<b>Total</b>	<b>0</b>	<b>0</b>	<b>0</b>	<b>0</b>	<b>FTE</b>	<b>0.00</b>	<b>0.00</b>	<b>0.00</b>	<b>0.00</b>	<b>Est. Fringe</b>	0	0	0	0
	FY 2024 Budget Request																																																																																										
	GR	Federal	Other	Total																																																																																							
PS	0	0	0	0																																																																																							
EE	0	600,000	0	600,000																																																																																							
PSD	0	0	0	0																																																																																							
TRF	0	0	0	0																																																																																							
<b>Total</b>	<b>0</b>	<b>600,000</b>	<b>0</b>	<b>600,000</b>																																																																																							
<b>FTE</b>	<b>0.00</b>	<b>0.00</b>	<b>0.00</b>	<b>0.00</b>																																																																																							
<b>Est. Fringe</b>	0	0	0	0																																																																																							
	FY 2024 Governor's Recommendation																																																																																										
	GR	Federal	Other	Total																																																																																							
PS	0	0	0	0																																																																																							
EE	0	0	0	0																																																																																							
PSD	0	0	0	0																																																																																							
TRF	0	0	0	0																																																																																							
<b>Total</b>	<b>0</b>	<b>0</b>	<b>0</b>	<b>0</b>																																																																																							
<b>FTE</b>	<b>0.00</b>	<b>0.00</b>	<b>0.00</b>	<b>0.00</b>																																																																																							
<b>Est. Fringe</b>	0	0	0	0																																																																																							
Other Funds:     None.	Other Funds:																																																																																										
<b>2. CORE DESCRIPTION</b>																																																																																											
<p>The Department of Mental Health's (DMH) state-operated programs employ over 5,800 employees, with nearly two-thirds being direct service professionals who provide around-the-clock care in state-owned settings for individuals with developmental disabilities and mental illness. Currently, the Division of Developmental Disabilities (DD) is implementing a new timekeeping and scheduling system which provides accurate records of time worked by employees. DD is also requesting to install a new scheduling module which will help with efficient use of staff resources, provide for Short Message Service (SMS) and other electronic alerts to staff of shifts needing to be filled, and improve staffing coordination. The Division of Behavioral Health (DBH) is seeking to join DD on a single timekeeping platform for consistent department-wide reporting and better ease of maintenance.</p>																																																																																											
<b>3. PROGRAM LISTING (list programs included in this core funding)</b>																																																																																											
<p>Timekeeping</p>																																																																																											

# ARPA CORE DECISION ITEM

American Rescue Plan Act	Budget Unit: <u>A0375C</u>
Health and Economic Impacts	
DMH - Timekeeping System	HB Section: <u>20.175</u>

## 4. FINANCIAL HISTORY

	FY 2020 Actual	FY 2021 Actual	FY 2022 Actual	FY 2023 Current Yr.
Appropriation (All Funds)	0	0	0	600,000
Less Reverted (All Funds)	0	0	0	0
Less Restricted (All Funds)*	0	0	0	0
Budget Authority (All Funds)	0	0	0	600,000
Actual Expenditures (All Funds)	0	0	0	N/A
Unexpended (All Funds)	0	0	0	N/A
Unexpended, by Fund:				
General Revenue	0	0	0	N/A
Federal	0	0	0	N/A
Other	0	0	0	N/A



\*Current Year restricted amount is as of August 1, 2022.

Reverted includes the statutory three percent reserve amount (when applicable).

Restricted includes any Governor's expenditure restrictions which remained at the end of the fiscal year (when applicable).

### NOTES:

None.

## PROGRAM DESCRIPTION

American Rescue Plan Act

HB Section(s): 20.175

Health and Economic Impacts

DMH - Timekeeping System

### 1a. What strategic priority does this program address?

The Department of Mental Health (DMH) will focus efforts on modernizing aspects of Missouri's mental health system, enhancing service delivery models and improving total health-physical, mental and emotional well-being of all Missourians.

### 1b. What does this program do?

The Department of Mental Health's (DMH) state-operated programs employ over 5,800 employees, with nearly two-thirds being direct service professionals who provide around-the-clock care in state-owned settings for individuals with developmental disabilities and mental illness. DMH wishes to implement a new timekeeping and scheduling system which provides accurate records of time worked by employees and provide for Short Message Service (SMS) and other electronic alerts to staff of shifts needing to be filled, and improve staffing coordination.

The desired system will help track time and attendance for staff who work in on-campus settings as well as staff who work in state-operated waiver programs in the community.

### 2a. Provide an activity measure(s) for the program.

The number of employees for which time is tracked in the timekeeping platform. The system is in the planning phase to determine the updates required of the current system.

### 2b. Provide a measure(s) of the program's quality.

The system will ensure accuracy of data collected through real-time technology, thereby reducing risk of error and fraudulent reporting.

### 2c. Provide a measure(s) of the program's impact.

A single timekeeping platform will provide real-time tracking and reporting of employee time and attendance, assist with employee scheduling, and identify staffing patterns and trends that may have an impact on workforce policies.

### 2d. Provide a measure(s) of the program's efficiency.

Use of a standard electronic timekeeping system in DMH state-owned settings will create efficiencies in workforce management by significantly reducing manual processes that lead to error and lag time in processing and reporting.

**PROGRAM DESCRIPTION**


American Rescue Plan Act

HB Section(s): 20.175

Health and Economic Impacts

DMH - Timekeeping System

3. Provide actual expenditures for the prior three fiscal years and planned expenditures for the current fiscal year. (Note: Amounts do not include fringe benefit costs.)



4. What are the sources of the "Other " funds?

N/A

5. What is the authorization for this program, i.e., federal or state statute, etc.? (Include the federal program number, if applicable.)

American Rescue Plan Act.

6. Are there federal matching requirements? If yes, please explain.

No.

7. Is this a federally mandated program? If yes, please explain.

No.

## ARPA CORE DECISION ITEM

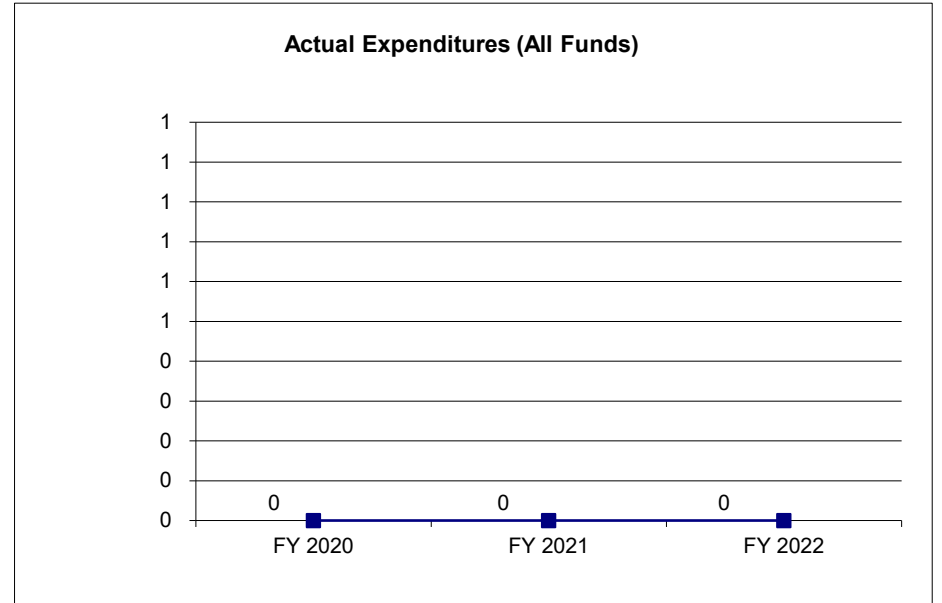
<b>American Rescue Plan Act</b> <b>Health and Economic Impacts</b> <b>DMH - Bed Registry System</b>	<b>Budget Unit:</b> <u>A0380C</u> <b>HB Section:</b> <u>20.180</u>																																																																																										
<b>1. CORE FINANCIAL SUMMARY</b>																																																																																											
<table style="width: 100%; border-collapse: collapse;"> <thead> <tr> <th></th> <th colspan="4" style="text-align: center; border-bottom: 1px solid black;">FY 2024 Budget Request</th> </tr> <tr> <th></th> <th style="text-align: center; border-bottom: 1px solid black;">GR</th> <th style="text-align: center; border-bottom: 1px solid black;">Federal</th> <th style="text-align: center; border-bottom: 1px solid black;">Other</th> <th style="text-align: center; border-bottom: 1px solid black;">Total</th> </tr> </thead> <tbody> <tr> <td>PS</td> <td style="text-align: right;">0</td> <td style="text-align: right;">0</td> <td style="text-align: right;">0</td> <td style="text-align: right;">0</td> </tr> <tr> <td>EE</td> <td style="text-align: right;">0</td> <td style="text-align: right;">1,081,500</td> <td style="text-align: right;">0</td> <td style="text-align: right;">1,081,500</td> </tr> <tr> <td>PSD</td> <td style="text-align: right;">0</td> <td style="text-align: right;">0</td> <td style="text-align: right;">0</td> <td style="text-align: right;">0</td> </tr> <tr> <td>TRF</td> <td style="text-align: right;">0</td> <td style="text-align: right;">0</td> <td style="text-align: right;">0</td> <td style="text-align: right;">0</td> </tr> <tr> <td><b>Total</b></td> <td style="text-align: right; border-top: 1px solid black; border-bottom: 3px double black;"><b>0</b></td> <td style="text-align: right; border-top: 1px solid black; border-bottom: 3px double black;"><b>1,081,500</b></td> <td style="text-align: right; border-top: 1px solid black; border-bottom: 3px double black;"><b>0</b></td> <td style="text-align: right; border-top: 1px solid black; border-bottom: 3px double black;"><b>1,081,500</b></td> </tr> <tr> <td><b>FTE</b></td> <td style="text-align: right;"><b>0.00</b></td> <td style="text-align: right;"><b>0.00</b></td> <td style="text-align: right;"><b>0.00</b></td> <td style="text-align: right;"><b>0.00</b></td> </tr> </tbody> </table> <table style="width: 100%; border-collapse: collapse; margin-top: 5px;"> <tr> <td style="width: 15%;"><b>Est. Fringe</b></td> <td style="width: 15%; text-align: center;">0</td> <td style="width: 15%; text-align: center;">0</td> <td style="width: 15%; text-align: center;">0</td> <td style="width: 15%; text-align: center;">0</td> </tr> </table> <p style="font-size: small; margin-top: 5px;"><i>Note: Fringes budgeted in House Bill 5 except for certain fringes budgeted directly to MoDOT, Highway Patrol, and Conservation.</i></p>		FY 2024 Budget Request					GR	Federal	Other	Total	PS	0	0	0	0	EE	0	1,081,500	0	1,081,500	PSD	0	0	0	0	TRF	0	0	0	0	<b>Total</b>	<b>0</b>	<b>1,081,500</b>	<b>0</b>	<b>1,081,500</b>	<b>FTE</b>	<b>0.00</b>	<b>0.00</b>	<b>0.00</b>	<b>0.00</b>	<b>Est. Fringe</b>	0	0	0	0	<table style="width: 100%; border-collapse: collapse;"> <thead> <tr> <th></th> <th colspan="4" style="text-align: center; border-bottom: 1px solid black;">FY 2024 Governor's Recommendation</th> </tr> <tr> <th></th> <th style="text-align: center; border-bottom: 1px solid black;">GR</th> <th style="text-align: center; border-bottom: 1px solid black;">Federal</th> <th style="text-align: center; border-bottom: 1px solid black;">Other</th> <th style="text-align: center; border-bottom: 1px solid black;">Total</th> </tr> </thead> <tbody> <tr> <td>PS</td> <td style="text-align: right;">0</td> <td style="text-align: right;">0</td> <td style="text-align: right;">0</td> <td style="text-align: right;">0</td> </tr> <tr> <td>EE</td> <td style="text-align: right;">0</td> <td style="text-align: right;">0</td> <td style="text-align: right;">0</td> <td style="text-align: right;">0</td> </tr> <tr> <td>PSD</td> <td style="text-align: right;">0</td> <td style="text-align: right;">0</td> <td style="text-align: right;">0</td> <td style="text-align: right;">0</td> </tr> <tr> <td>TRF</td> <td style="text-align: right;">0</td> <td style="text-align: right;">0</td> <td style="text-align: right;">0</td> <td style="text-align: right;">0</td> </tr> <tr> <td><b>Total</b></td> <td style="text-align: right; border-top: 1px solid black; border-bottom: 3px double black;"><b>0</b></td> <td style="text-align: right; border-top: 1px solid black; border-bottom: 3px double black;"><b>0</b></td> <td style="text-align: right; border-top: 1px solid black; border-bottom: 3px double black;"><b>0</b></td> <td style="text-align: right; border-top: 1px solid black; border-bottom: 3px double black;"><b>0</b></td> </tr> <tr> <td><b>FTE</b></td> <td style="text-align: right;"><b>0.00</b></td> <td style="text-align: right;"><b>0.00</b></td> <td style="text-align: right;"><b>0.00</b></td> <td style="text-align: right;"><b>0.00</b></td> </tr> </tbody> </table> <table style="width: 100%; border-collapse: collapse; margin-top: 5px;"> <tr> <td style="width: 15%;"><b>Est. Fringe</b></td> <td style="width: 15%; text-align: center;">0</td> <td style="width: 15%; text-align: center;">0</td> <td style="width: 15%; text-align: center;">0</td> <td style="width: 15%; text-align: center;">0</td> </tr> </table> <p style="font-size: small; margin-top: 5px;"><i>Note: Fringes budgeted in House Bill 5 except for certain fringes budgeted directly to MoDOT, Highway Patrol, and Conservation.</i></p>		FY 2024 Governor's Recommendation					GR	Federal	Other	Total	PS	0	0	0	0	EE	0	0	0	0	PSD	0	0	0	0	TRF	0	0	0	0	<b>Total</b>	<b>0</b>	<b>0</b>	<b>0</b>	<b>0</b>	<b>FTE</b>	<b>0.00</b>	<b>0.00</b>	<b>0.00</b>	<b>0.00</b>	<b>Est. Fringe</b>	0	0	0	0
	FY 2024 Budget Request																																																																																										
	GR	Federal	Other	Total																																																																																							
PS	0	0	0	0																																																																																							
EE	0	1,081,500	0	1,081,500																																																																																							
PSD	0	0	0	0																																																																																							
TRF	0	0	0	0																																																																																							
<b>Total</b>	<b>0</b>	<b>1,081,500</b>	<b>0</b>	<b>1,081,500</b>																																																																																							
<b>FTE</b>	<b>0.00</b>	<b>0.00</b>	<b>0.00</b>	<b>0.00</b>																																																																																							
<b>Est. Fringe</b>	0	0	0	0																																																																																							
	FY 2024 Governor's Recommendation																																																																																										
	GR	Federal	Other	Total																																																																																							
PS	0	0	0	0																																																																																							
EE	0	0	0	0																																																																																							
PSD	0	0	0	0																																																																																							
TRF	0	0	0	0																																																																																							
<b>Total</b>	<b>0</b>	<b>0</b>	<b>0</b>	<b>0</b>																																																																																							
<b>FTE</b>	<b>0.00</b>	<b>0.00</b>	<b>0.00</b>	<b>0.00</b>																																																																																							
<b>Est. Fringe</b>	0	0	0	0																																																																																							
Other Funds:     None.	Other Funds:																																																																																										
<b>2. CORE DESCRIPTION</b>																																																																																											
<p>Due to the 988 Crisis Hotline implementation (the single, national number for behavioral health crises), the Department of Mental Health (DMH) will implement other best practice tools necessary to ensure the crisis system is able to function in a coordinated, efficient, and successful manner. This funding will purchase software maintenance and support needed for a bed registry (now referred to as MOConnect) system that will identify, unify, and track all substance use disorder (SUD) and mental health inpatient and outpatient treatment resources in a single shared network. This effort will improve access to behavioral health assessment and treatment services following crisis situations. It will offer a provider-facing and public-facing system which will provide law enforcement, hospitals, state departments, behavioral health providers, families, patient advocacy groups, and other stakeholders with comprehensive real-time referral and resource information to help anyone experiencing a crisis. Efficiencies will be created by replacing manual tracking and individual outreach for bed inquiries, which saves significant time and money as well as results in faster access to the most appropriate setting. The system will provide decision support, bed and outpatient appointment availability, availability of social service resources, secure two-way digital provider communication, and data collection and analysis. This system will be used to support the new 988 crisis response system, as well as the Behavioral Health Crisis Centers (BHCCs) (formerly referred to as Crisis Stabilization Centers).</p>																																																																																											
<b>3. PROGRAM LISTING (list programs included in this core funding)</b>																																																																																											
Bed Registry System																																																																																											

# ARPA CORE DECISION ITEM

American Rescue Plan Act	Budget Unit: <u>A0380C</u>
Health and Economic Impacts	
DMH - Bed Registry System	HB Section: <u>20.180</u>

## 4. FINANCIAL HISTORY

	FY 2020 Actual	FY 2021 Actual	FY 2022 Actual	FY 2023 Current Yr.
Appropriation (All Funds)	0	0	0	1,081,500
Less Reverted (All Funds)	0	0	0	0
Less Restricted (All Funds)*	0	0	0	0
Budget Authority (All Funds)	0	0	0	1,081,500
Actual Expenditures (All Funds)	0	0	0	N/A
Unexpended (All Funds)	0	0	0	N/A
Unexpended, by Fund:				
General Revenue	0	0	0	N/A
Federal	0	0	0	N/A
Other	0	0	0	N/A



\*Current Year restricted amount is as of August 1, 2022.

Reverted includes the statutory three percent reserve amount (when applicable).

Restricted includes any Governor's expenditure restrictions which remained at the end of the fiscal year (when applicable).

### NOTES:

None.



## PROGRAM DESCRIPTION

American Rescue Plan Act

HB Section(s): 20.180

Health and Economic Impacts

DMH - Bed Registry System

### 1a. What strategic priority does this program address?

The Department of Mental Health (DMH) will focus efforts on modernizing aspects of Missouri's mental health system, enhancing service delivery models and improving total health-physical, mental and emotional well-being of all Missourians.

### 1b. What does this program do?

DMH will implement other best practice tools necessary to ensure the crisis system is able to function in a coordinated, efficient, and successful manner. This funding will purchase software maintenance and support needed for a bed registry (now referred to as MOConnect) system that will identify, unify, and track all substance use disorder (SUD) and mental health inpatient and outpatient treatment resources in a single shared network. This effort will improve access to behavioral health assessment and treatment services following crisis situations. It will offer a provider-facing and public-facing system which will provide law enforcement, hospitals, state departments, behavioral health providers, families, patient advocacy groups, and other stakeholders with comprehensive real-time referral and resource information to help anyone experiencing a crisis. Efficiencies will be created by replacing manual tracking and individual outreach for bed inquiries, which saves significant time and money as well as results in faster access to the most appropriate setting. The system will provide decision support, bed and outpatient appointment availability, availability of social service resources, secure two-way digital provider communication, and data collection and analysis. This system will be used to support the new 988 crisis response system, as well as the Behavioral Health Crisis Centers (BHCCs) (formerly referred to as Crisis Stabilization Centers).

### 2a. Provide an activity measure(s) for the program.

This software will allow tracking of the number of referrals, the number of active persons referring, and the number of bed status updates. Per a study on the State of Delaware's implementation of bed registry software, the number of referrals made within the Delaware system grew by about 2.8% during the one-year evaluation period. Over the course of the year, Delaware tracked 20,924 referrals through the OpenBeds platform. The software is expected to launch on October 2022.

### 2b. Provide a measure(s) of the program's quality.

This software should allow for the tracking of bed utilization rates across behavioral health crisis centers and admission to substance use/mental health inpatient and outpatient programs statewide.

## PROGRAM DESCRIPTION

American Rescue Plan Act

HB Section(s): 20.180

Health and Economic Impacts

DMH - Bed Registry System


### 2c. Provide a measure(s) of the program's impact.

The software should allow for tracking treatment admission rates and/or crisis bed admissions for providers using the software to make referrals.

### 2d. Provide a measure(s) of the program's efficiency.

The time from referral to admission will be available. Per a study on the State of Delaware's implementation of bed registry software, the percentage of referrals accepted within 30 minutes or less increased from 40% to 65% over a 12 month span.

### 3. Provide actual expenditures for the prior three fiscal years and planned expenditures for the current fiscal year. (Note: Amounts do not include fringe benefit costs.)



### 4. What are the sources of the "Other " funds?

N/A

### 5. What is the authorization for this program, i.e., federal or state statute, etc.? (Include the federal program number, if applicable.)

American Rescue Plan Act.

### 6. Are there federal matching requirements? If yes, please explain.

No.

### 7. Is this a federally mandated program? If yes, please explain.

No.

### ARPA CORE DECISION ITEM

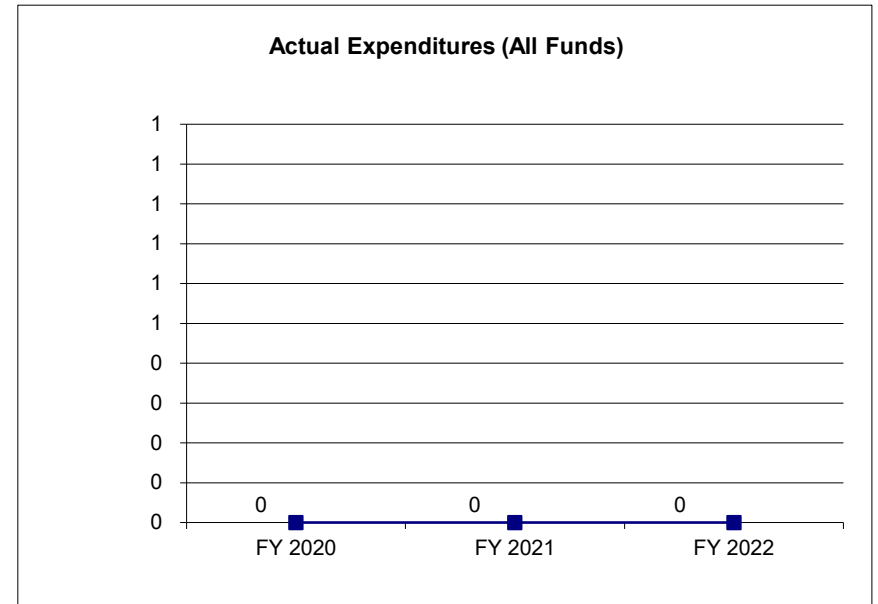
<b>American Rescue Plan Act</b> <b>Health and Economic Impacts</b> <b>DMH - Community Provider Capital Improvements</b>	<b>Budget Unit:</b> <u>A0385C</u> <b>HB Section:</b> <u>20.185</u>																																																																																										
<b>1. CORE FINANCIAL SUMMARY</b>																																																																																											
<table border="1" style="width: 100%; border-collapse: collapse;"> <thead> <tr> <th></th> <th colspan="4" style="text-align: center;">FY 2024 Budget Request</th> </tr> <tr> <th></th> <th style="text-align: center;">GR</th> <th style="text-align: center;">Federal</th> <th style="text-align: center;">Other</th> <th style="text-align: center;">Total</th> </tr> </thead> <tbody> <tr> <td>PS</td> <td style="text-align: center;">0</td> <td style="text-align: center;">0</td> <td style="text-align: center;">0</td> <td style="text-align: center;">0</td> </tr> <tr> <td>EE</td> <td style="text-align: center;">0</td> <td style="text-align: right;">148,713,118</td> <td style="text-align: center;">0</td> <td style="text-align: right;">148,713,118</td> </tr> <tr> <td>PSD</td> <td style="text-align: center;">0</td> <td style="text-align: center;">0</td> <td style="text-align: center;">0</td> <td style="text-align: center;">0</td> </tr> <tr> <td>TRF</td> <td style="text-align: center;">0</td> <td style="text-align: center;">0</td> <td style="text-align: center;">0</td> <td style="text-align: center;">0</td> </tr> <tr> <td><b>Total</b></td> <td style="text-align: center;"><b>0</b></td> <td style="text-align: right;"><b>148,713,118</b></td> <td style="text-align: center;"><b>0</b></td> <td style="text-align: right;"><b>148,713,118</b></td> </tr> <tr> <td><b>FTE</b></td> <td style="text-align: center;"><b>0.00</b></td> <td style="text-align: center;"><b>0.00</b></td> <td style="text-align: center;"><b>0.00</b></td> <td style="text-align: center;"><b>0.00</b></td> </tr> </tbody> </table> <table border="1" style="width: 100%; border-collapse: collapse;"> <tr> <td style="width: 15%;"><b>Est. Fringe</b></td> <td style="width: 15%; text-align: center;">0</td> <td style="width: 15%; text-align: center;">0</td> <td style="width: 15%; text-align: center;">0</td> <td style="width: 15%; text-align: center;">0</td> </tr> </table> <p><i>Note: Fringes budgeted in House Bill 5 except for certain fringes budgeted directly to MoDOT, Highway Patrol, and Conservation.</i></p> <p>Other Funds:     None.</p>		FY 2024 Budget Request					GR	Federal	Other	Total	PS	0	0	0	0	EE	0	148,713,118	0	148,713,118	PSD	0	0	0	0	TRF	0	0	0	0	<b>Total</b>	<b>0</b>	<b>148,713,118</b>	<b>0</b>	<b>148,713,118</b>	<b>FTE</b>	<b>0.00</b>	<b>0.00</b>	<b>0.00</b>	<b>0.00</b>	<b>Est. Fringe</b>	0	0	0	0	<table border="1" style="width: 100%; border-collapse: collapse;"> <thead> <tr> <th></th> <th colspan="4" style="text-align: center;">FY 2024 Governor's Recommendation</th> </tr> <tr> <th></th> <th style="text-align: center;">GR</th> <th style="text-align: center;">Federal</th> <th style="text-align: center;">Other</th> <th style="text-align: center;">Total</th> </tr> </thead> <tbody> <tr> <td>PS</td> <td style="text-align: center;">0</td> <td style="text-align: center;">0</td> <td style="text-align: center;">0</td> <td style="text-align: center;">0</td> </tr> <tr> <td>EE</td> <td style="text-align: center;">0</td> <td style="text-align: center;">0</td> <td style="text-align: center;">0</td> <td style="text-align: center;">0</td> </tr> <tr> <td>PSD</td> <td style="text-align: center;">0</td> <td style="text-align: center;">0</td> <td style="text-align: center;">0</td> <td style="text-align: center;">0</td> </tr> <tr> <td>TRF</td> <td style="text-align: center;">0</td> <td style="text-align: center;">0</td> <td style="text-align: center;">0</td> <td style="text-align: center;">0</td> </tr> <tr> <td><b>Total</b></td> <td style="text-align: center;"><b>0</b></td> <td style="text-align: center;"><b>0</b></td> <td style="text-align: center;"><b>0</b></td> <td style="text-align: center;"><b>0</b></td> </tr> <tr> <td><b>FTE</b></td> <td style="text-align: center;"><b>0.00</b></td> <td style="text-align: center;"><b>0.00</b></td> <td style="text-align: center;"><b>0.00</b></td> <td style="text-align: center;"><b>0.00</b></td> </tr> </tbody> </table> <table border="1" style="width: 100%; border-collapse: collapse;"> <tr> <td style="width: 15%;"><b>Est. Fringe</b></td> <td style="width: 15%; text-align: center;">0</td> <td style="width: 15%; text-align: center;">0</td> <td style="width: 15%; text-align: center;">0</td> <td style="width: 15%; text-align: center;">0</td> </tr> </table> <p><i>Note: Fringes budgeted in House Bill 5 except for certain fringes budgeted directly to MoDOT, Highway Patrol, and Conservation.</i></p> <p>Other Funds:</p>		FY 2024 Governor's Recommendation					GR	Federal	Other	Total	PS	0	0	0	0	EE	0	0	0	0	PSD	0	0	0	0	TRF	0	0	0	0	<b>Total</b>	<b>0</b>	<b>0</b>	<b>0</b>	<b>0</b>	<b>FTE</b>	<b>0.00</b>	<b>0.00</b>	<b>0.00</b>	<b>0.00</b>	<b>Est. Fringe</b>	0	0	0	0
	FY 2024 Budget Request																																																																																										
	GR	Federal	Other	Total																																																																																							
PS	0	0	0	0																																																																																							
EE	0	148,713,118	0	148,713,118																																																																																							
PSD	0	0	0	0																																																																																							
TRF	0	0	0	0																																																																																							
<b>Total</b>	<b>0</b>	<b>148,713,118</b>	<b>0</b>	<b>148,713,118</b>																																																																																							
<b>FTE</b>	<b>0.00</b>	<b>0.00</b>	<b>0.00</b>	<b>0.00</b>																																																																																							
<b>Est. Fringe</b>	0	0	0	0																																																																																							
	FY 2024 Governor's Recommendation																																																																																										
	GR	Federal	Other	Total																																																																																							
PS	0	0	0	0																																																																																							
EE	0	0	0	0																																																																																							
PSD	0	0	0	0																																																																																							
TRF	0	0	0	0																																																																																							
<b>Total</b>	<b>0</b>	<b>0</b>	<b>0</b>	<b>0</b>																																																																																							
<b>FTE</b>	<b>0.00</b>	<b>0.00</b>	<b>0.00</b>	<b>0.00</b>																																																																																							
<b>Est. Fringe</b>	0	0	0	0																																																																																							
<b>2. CORE DESCRIPTION</b>																																																																																											
<p>This funding will provide capital improvement funding to certified community behavioral health organizations (CCBHOs), community mental health centers (CMHCs), and federally qualified health centers (FQHCs). Funds will support one time capital investments to enhance the existing safety net system of community primary care and behavioral health providers to meet the growing demand for services across the state.</p>																																																																																											
<b>3. PROGRAM LISTING (list programs included in this core funding)</b>																																																																																											
<p>Community Provider Capital Improvements</p>																																																																																											

# ARPA CORE DECISION ITEM

American Rescue Plan Act	Budget Unit: <u>A0385C</u>
Health and Economic Impacts	
DMH - Community Provider Capital Improvements	HB Section: <u>20.185</u>

## 4. FINANCIAL HISTORY

	FY 2020 Actual	FY 2021 Actual	FY 2022 Actual	FY 2023 Current Yr.
Appropriation (All Funds)	0	0	0	148,713,118
Less Reverted (All Funds)	0	0	0	0
Less Restricted (All Funds)*	0	0	0	0
Budget Authority (All Funds)	0	0	0	148,713,118
Actual Expenditures (All Funds)	0	0	0	N/A
Unexpended (All Funds)	0	0	0	N/A
Unexpended, by Fund:				
General Revenue	0	0	0	N/A
Federal	0	0	0	N/A
Other	0	0	0	N/A



\*Current Year restricted amount is as of August 1, 2022.

Reverted includes the statutory three percent reserve amount (when applicable).

Restricted includes any Governor's expenditure restrictions which remained at the end of the fiscal year (when applicable).

### NOTES:

None.

## PROGRAM DESCRIPTION

American Rescue Plan Act

HB Section(s): 20.185

Health and Economic Impacts

DMH - Community Provider Capital Improvements

### 1a. What strategic priority does this program address?

The Department of Mental Health (DMH) will focus efforts on modernizing aspects of Missouri's mental health system, enhancing service delivery models and improving total health-physical, mental and emotional well-being of all Missourians.

### 1b. What does this program do?

This funding will support an expanding need for increased capacity within the primary care and behavioral health system. These one-time funds will be used to support the development, improvement, renovation, and/or new construction for buildings operated by community behavioral health treatment providers and Federally Qualified Health Centers (FQHCs), both of which are the safety net for Missourians in need. Some providers are using these dollars to focus more on the expansion of crisis capacity, while others are focusing on addressing homelessness that is often associated with mental illness and substance use disorders. Nearly all capital improvement projects will directly or indirectly improve access to care, as well as expand the type of services available with the intention of increasing the use of evidence-based practices.

### 2a. Provide an activity measure(s) for the program.

Many of the capital improvement projects will increase capacity of certain services or improve access. For these types of items, DMH expects to see an increase in the numbers served after the completion of the capital improvements.

### 2b. Provide a measure(s) of the program's quality.

Capital improvement projects will be completed.

### 2c. Provide a measure(s) of the program's impact.

Additional capacity at multiple locations in Missouri and expanded services at FQHC locations will serve more Missourians.

### 2d. Provide a measure(s) of the program's efficiency.

Capital improvement will be completed. Improved access will decrease travel time and wait time for Missourians receiving behavioral health and FQHC services.

## PROGRAM DESCRIPTION


American Rescue Plan Act

HB Section(s): 20.185

Health and Economic Impacts

DMH - Community Provider Capital Improvements

3. Provide actual expenditures for the prior three fiscal years and planned expenditures for the current fiscal year. (Note: Amounts do not include fringe benefit costs.)



4. What are the sources of the "Other " funds?

N/A

5. What is the authorization for this program, i.e., federal or state statute, etc.? (Include the federal program number, if applicable.)

American Rescue Plan Act.

6. Are there federal matching requirements? If yes, please explain.

No.

7. Is this a federally mandated program? If yes, please explain.

No.

## ARPA CORE DECISION ITEM

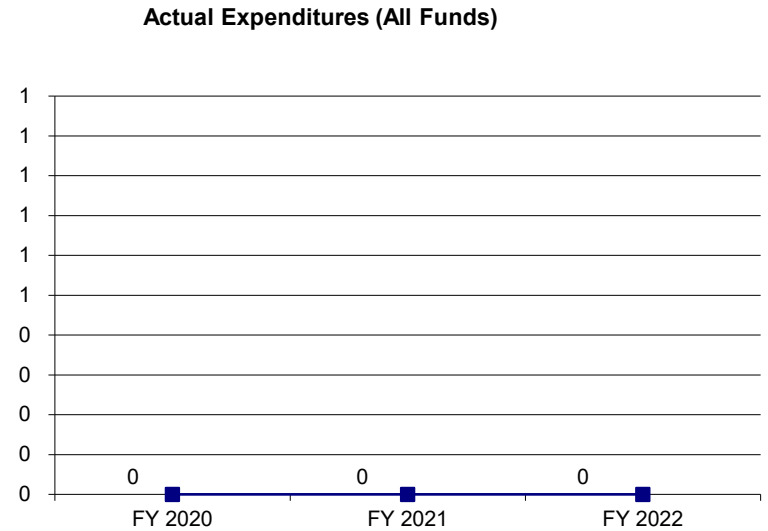
<b>American Rescue Plan Act</b> <b>Health and Economic Impacts</b> <b>DMH - People's Health Center</b>	<b>Budget Unit:</b> <u>A0389C</u>  <b>HB Section:</b> <u>20.187</u>																																																																																
<b>1. CORE FINANCIAL SUMMARY</b>																																																																																	
<table style="width: 100%; border-collapse: collapse;"> <thead> <tr> <th></th> <th style="text-align: center;">GR</th> <th style="text-align: center;">FY 2024 Budget Request Federal</th> <th style="text-align: center;">Other</th> <th style="text-align: center;">Total</th> </tr> </thead> <tbody> <tr> <td>PS</td> <td style="text-align: center;">0</td> <td style="text-align: center;">0</td> <td style="text-align: center;">0</td> <td style="text-align: center;">0</td> </tr> <tr> <td>EE</td> <td style="text-align: center;">0</td> <td style="text-align: center;">0</td> <td style="text-align: center;">0</td> <td style="text-align: center;">0</td> </tr> <tr> <td>PSD</td> <td style="text-align: center;">0</td> <td style="text-align: center;">500,000</td> <td style="text-align: center;">0</td> <td style="text-align: center;">500,000</td> </tr> <tr> <td>TRF</td> <td style="text-align: center;">0</td> <td style="text-align: center;">0</td> <td style="text-align: center;">0</td> <td style="text-align: center;">0</td> </tr> <tr> <td><b>Total</b></td> <td style="text-align: center;"><b>0</b></td> <td style="text-align: center;"><b>500,000</b></td> <td style="text-align: center;"><b>0</b></td> <td style="text-align: center;"><b>500,000</b></td> </tr> <tr> <td colspan="5" style="border-top: 1px solid black; height: 10px;"></td> </tr> <tr> <td><b>FTE</b></td> <td style="text-align: center;"><b>0.00</b></td> <td style="text-align: center;"><b>0.00</b></td> <td style="text-align: center;"><b>0.00</b></td> <td style="text-align: center;"><b>0.00</b></td> </tr> </tbody> </table>		GR	FY 2024 Budget Request Federal	Other	Total	PS	0	0	0	0	EE	0	0	0	0	PSD	0	500,000	0	500,000	TRF	0	0	0	0	<b>Total</b>	<b>0</b>	<b>500,000</b>	<b>0</b>	<b>500,000</b>						<b>FTE</b>	<b>0.00</b>	<b>0.00</b>	<b>0.00</b>	<b>0.00</b>	<table style="width: 100%; border-collapse: collapse;"> <thead> <tr> <th></th> <th style="text-align: center;">GR</th> <th style="text-align: center;">FY 2024 Governor's Recommendation Federal</th> <th style="text-align: center;">Other</th> <th style="text-align: center;">Total</th> </tr> </thead> <tbody> <tr> <td>PS</td> <td style="text-align: center;">0</td> <td style="text-align: center;">0</td> <td style="text-align: center;">0</td> <td style="text-align: center;">0</td> </tr> <tr> <td>EE</td> <td style="text-align: center;">0</td> <td style="text-align: center;">0</td> <td style="text-align: center;">0</td> <td style="text-align: center;">0</td> </tr> <tr> <td>PSD</td> <td style="text-align: center;">0</td> <td style="text-align: center;">0</td> <td style="text-align: center;">0</td> <td style="text-align: center;">0</td> </tr> <tr> <td>TRF</td> <td style="text-align: center;">0</td> <td style="text-align: center;">0</td> <td style="text-align: center;">0</td> <td style="text-align: center;">0</td> </tr> <tr> <td><b>Total</b></td> <td style="text-align: center;"><b>0</b></td> <td style="text-align: center;"><b>0</b></td> <td style="text-align: center;"><b>0</b></td> <td style="text-align: center;"><b>0</b></td> </tr> <tr> <td colspan="5" style="border-top: 1px solid black; height: 10px;"></td> </tr> <tr> <td><b>FTE</b></td> <td style="text-align: center;"><b>0.00</b></td> <td style="text-align: center;"><b>0.00</b></td> <td style="text-align: center;"><b>0.00</b></td> <td style="text-align: center;"><b>0.00</b></td> </tr> </tbody> </table>		GR	FY 2024 Governor's Recommendation Federal	Other	Total	PS	0	0	0	0	EE	0	0	0	0	PSD	0	0	0	0	TRF	0	0	0	0	<b>Total</b>	<b>0</b>	<b>0</b>	<b>0</b>	<b>0</b>						<b>FTE</b>	<b>0.00</b>	<b>0.00</b>	<b>0.00</b>	<b>0.00</b>
	GR	FY 2024 Budget Request Federal	Other	Total																																																																													
PS	0	0	0	0																																																																													
EE	0	0	0	0																																																																													
PSD	0	500,000	0	500,000																																																																													
TRF	0	0	0	0																																																																													
<b>Total</b>	<b>0</b>	<b>500,000</b>	<b>0</b>	<b>500,000</b>																																																																													
<b>FTE</b>	<b>0.00</b>	<b>0.00</b>	<b>0.00</b>	<b>0.00</b>																																																																													
	GR	FY 2024 Governor's Recommendation Federal	Other	Total																																																																													
PS	0	0	0	0																																																																													
EE	0	0	0	0																																																																													
PSD	0	0	0	0																																																																													
TRF	0	0	0	0																																																																													
<b>Total</b>	<b>0</b>	<b>0</b>	<b>0</b>	<b>0</b>																																																																													
<b>FTE</b>	<b>0.00</b>	<b>0.00</b>	<b>0.00</b>	<b>0.00</b>																																																																													
<table border="1" style="width: 100%; border-collapse: collapse;"> <tr> <td style="width: 15%;"><b>Est. Fringe</b></td> <td style="width: 15%; text-align: center;">0</td> <td style="width: 15%; text-align: center;">0</td> <td style="width: 15%; text-align: center;">0</td> <td style="width: 15%; text-align: center;">0</td> </tr> </table> <p style="font-size: small; margin-top: 5px;">Note: Fringes budgeted in House Bill 5 except for certain fringes budgeted directly to MoDOT, Highway Patrol, and Conservation.</p>	<b>Est. Fringe</b>	0	0	0	0	<table border="1" style="width: 100%; border-collapse: collapse;"> <tr> <td style="width: 15%;"><b>Est. Fringe</b></td> <td style="width: 15%; text-align: center;">0</td> <td style="width: 15%; text-align: center;">0</td> <td style="width: 15%; text-align: center;">0</td> <td style="width: 15%; text-align: center;">0</td> </tr> </table> <p style="font-size: small; margin-top: 5px;">Note: Fringes budgeted in House Bill 5 except for certain fringes budgeted directly to MoDOT, Highway Patrol, and Conservation.</p>	<b>Est. Fringe</b>	0	0	0	0																																																																						
<b>Est. Fringe</b>	0	0	0	0																																																																													
<b>Est. Fringe</b>	0	0	0	0																																																																													
Other Funds:     None.	Other Funds:																																																																																
<b>2. CORE DESCRIPTION</b>																																																																																	
<p>This item provides funding for repair and renovation for the Betty Jean Kerr People's Health Center in St. Louis County, improving the health and quality of life for all patients. Local match must be provided in order to be eligible for state funds.</p>																																																																																	
<b>3. PROGRAM LISTING (list programs included in this core funding)</b>																																																																																	
<p>FQHC Repair and Renovation</p>																																																																																	

# ARPA CORE DECISION ITEM

American Rescue Plan Act	Budget Unit: <u>A0389C</u>
Health and Economic Impacts	
DMH - People's Health Center	HB Section: <u>20.187</u>

## 4. FINANCIAL HISTORY

	FY 2020 Actual	FY 2021 Actual	FY 2022 Actual	FY 2023 Current Yr.
Appropriation (All Funds)	0	0	0	500,000
Less Reverted (All Funds)	0	0	0	0
Less Restricted (All Funds)*	0	0	0	0
Budget Authority (All Funds)	0	0	0	500,000
Actual Expenditures (All Funds)	0	0	0	N/A
Unexpended (All Funds)	0	0	0	N/A
Unexpended, by Fund:				
General Revenue	0	0	0	N/A
Federal	0	0	0	N/A
Other	0	0	0	N/A



\*Current Year restricted amount is as of August 1, 2022.

Reverted includes the statutory three percent reserve amount (when applicable).

Restricted includes any Governor's expenditure restrictions which remained at the end of the fiscal year (when applicable).

### NOTES:

None.



## PROGRAM DESCRIPTION

American Rescue Plan Act

HB Section(s): 20.187

Health and Economic Impacts

DMH - People's Health Center

### 1a. What strategic priority does this program address?

The Department of Mental Health (DMH) will focus efforts on modernizing aspects of Missouri's mental health system, enhancing service delivery models and improving total health-physical, mental and emotional well-being of all Missourians.

### 1b. What does this program do?

This item provides funding for the repair and renovation of the Betty Jean Kerr People's Health Center (BJK PHC) in St. Louis County, improving the health and quality of life for all patients.

This item will allow BJK PHC, a Federally Qualified Health Center (FQHC), to create a high priority children safety infrastructure that will significantly improve St. Louis metropolitan area children and families safe and secure access to primary and mental health care.

Currently, more than 20,000 St. Louis City and County area residents visit the BJK PHC Delmar Health Campus to receive primary care, pediatric mental health, and socio-economic support services annually.

### 2a. Provide an activity measure(s) for the program.

Security enhancements will be put in place on the property to ensure safe and secure access to primary and mental health care for St. Louis metropolitan area children and families.

### 2b. Provide a measure(s) of the program's quality.

This will improve and increase the safety of residents allowing individuals to feel more secure in seeking services.

### 2c. Provide a measure(s) of the program's impact.

Improve and increase the safety of St. Louis City residents and their children by improving the infrastructure need to support a new children's and supportive services center. This will increase the overall security and safety infrastructure for patients and clients who frequent primary care, mental health, and economic support services through a host of PHC buildings on Delmar Blvd in St. Louis, which reside in the fourth District.

### 2d. Provide a measure(s) of the program's efficiency.

This will improve the health and quality of life for the patients of People's Health Center to allow safe and secure access of care.

**PROGRAM DESCRIPTION**

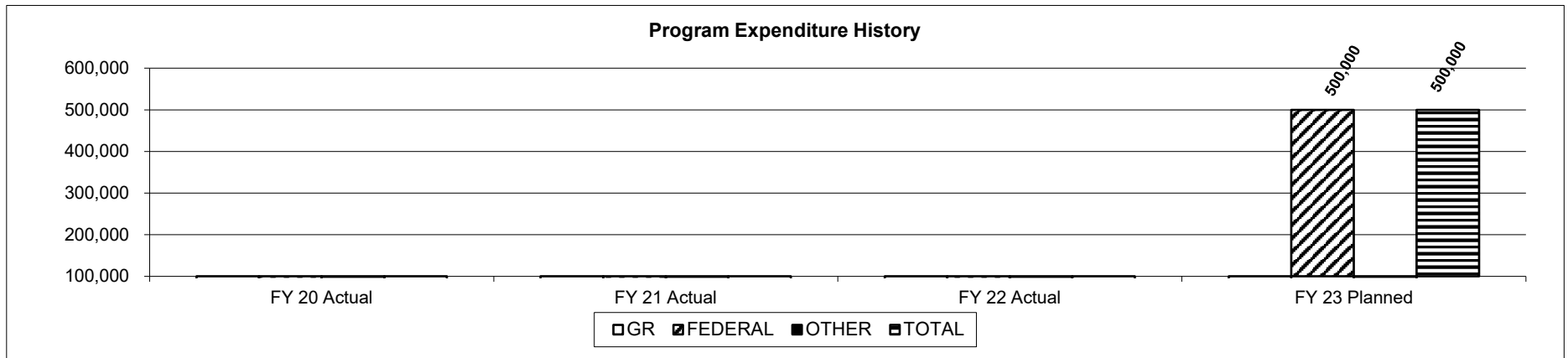
American Rescue Plan Act

HB Section(s): 20.187

Health and Economic Impacts

DMH - People's Health Center

3. Provide actual expenditures for the prior three fiscal years and planned expenditures for the current fiscal year. (Note: Amounts do not include fringe benefit costs.)



4. What are the sources of the "Other " funds?

N/A

5. What is the authorization for this program, i.e., federal or state statute, etc.? (Include the federal program number, if applicable.)

American Rescue Plan Act.

6. Are there federal matching requirements? If yes, please explain.

No.

7. Is this a federally mandated program? If yes, please explain.

No.

## ARPA CORE DECISION ITEM

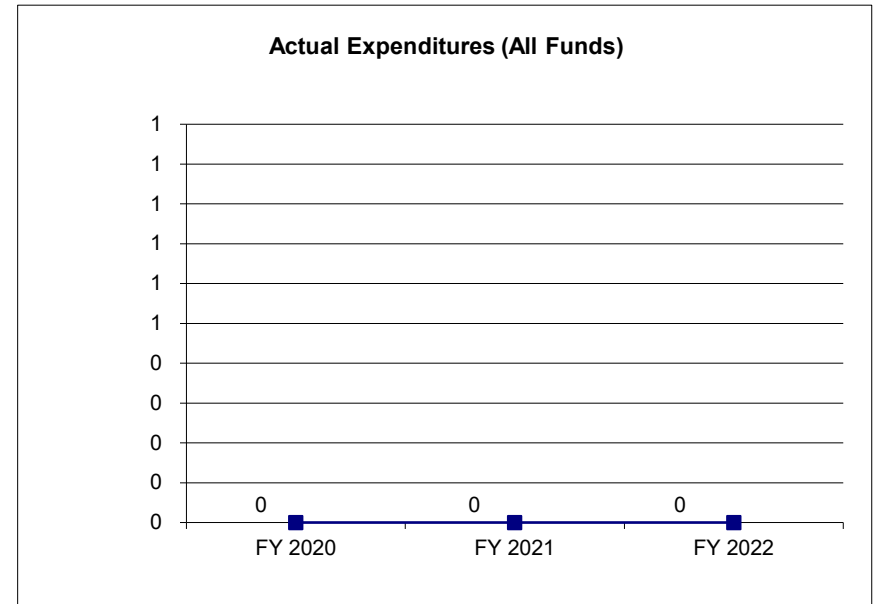
<b>American Rescue Plan Act</b> <b>Health and Economic Impacts</b> <b>DMH - Johnson County Recovery Lighthouse</b>	<b>Budget Unit:</b> <u>A0368C</u> <b>HB Section:</b> <u>20.217</u>																																																																																										
<b>1. CORE FINANCIAL SUMMARY</b>																																																																																											
<table style="width: 100%; border-collapse: collapse;"> <thead> <tr> <th></th> <th colspan="4" style="text-align: center; border-bottom: 1px solid black;">FY 2024 Budget Request</th> </tr> <tr> <th></th> <th style="text-align: center; border-bottom: 1px solid black;">GR</th> <th style="text-align: center; border-bottom: 1px solid black;">Federal</th> <th style="text-align: center; border-bottom: 1px solid black;">Other</th> <th style="text-align: center; border-bottom: 1px solid black;">Total</th> </tr> </thead> <tbody> <tr> <td>PS</td> <td style="text-align: right;">0</td> <td style="text-align: right;">0</td> <td style="text-align: right;">0</td> <td style="text-align: right;">0</td> </tr> <tr> <td>EE</td> <td style="text-align: right;">0</td> <td style="text-align: right;">0</td> <td style="text-align: right;">0</td> <td style="text-align: right;">0</td> </tr> <tr> <td>PSD</td> <td style="text-align: right;">0</td> <td style="text-align: right;">607,524</td> <td style="text-align: right;">0</td> <td style="text-align: right;">607,524</td> </tr> <tr> <td>TRF</td> <td style="text-align: right;">0</td> <td style="text-align: right;">0</td> <td style="text-align: right;">0</td> <td style="text-align: right;">0</td> </tr> <tr> <td><b>Total</b></td> <td style="text-align: right; border-top: 1px solid black; border-bottom: 3px double black;"><b>0</b></td> <td style="text-align: right; border-top: 1px solid black; border-bottom: 3px double black;"><b>607,524</b></td> <td style="text-align: right; border-top: 1px solid black; border-bottom: 3px double black;"><b>0</b></td> <td style="text-align: right; border-top: 1px solid black; border-bottom: 3px double black;"><b>607,524</b></td> </tr> <tr> <td> FTE</td> <td style="text-align: right;"> 0.00</td> <td style="text-align: right;"> 0.00</td> <td style="text-align: right;"> 0.00</td> <td style="text-align: right;"> 0.00</td> </tr> </tbody> </table> <table style="width: 100%; border-collapse: collapse; margin-top: 5px;"> <tr> <td style="border: 1px solid black;"><b>Est. Fringe</b></td> <td style="border: 1px solid black; text-align: center;">0</td> <td style="border: 1px solid black; text-align: center;">0</td> <td style="border: 1px solid black; text-align: center;">0</td> <td style="border: 1px solid black; text-align: center;">0</td> </tr> </table> <p style="font-size: small; border: 1px solid black; padding: 2px; margin-top: 2px;"> <i>Note: Fringes budgeted in House Bill 5 except for certain fringes budgeted directly to MoDOT, Highway Patrol, and Conservation.</i> </p> <p style="margin-top: 10px;">Other Funds:     None.</p>		FY 2024 Budget Request					GR	Federal	Other	Total	PS	0	0	0	0	EE	0	0	0	0	PSD	0	607,524	0	607,524	TRF	0	0	0	0	<b>Total</b>	<b>0</b>	<b>607,524</b>	<b>0</b>	<b>607,524</b>	 FTE	 0.00	 0.00	 0.00	 0.00	<b>Est. Fringe</b>	0	0	0	0	<table style="width: 100%; border-collapse: collapse;"> <thead> <tr> <th></th> <th colspan="4" style="text-align: center; border-bottom: 1px solid black;">FY 2024 Governor's Recommendation</th> </tr> <tr> <th></th> <th style="text-align: center; border-bottom: 1px solid black;">GR</th> <th style="text-align: center; border-bottom: 1px solid black;">Federal</th> <th style="text-align: center; border-bottom: 1px solid black;">Other</th> <th style="text-align: center; border-bottom: 1px solid black;">Total</th> </tr> </thead> <tbody> <tr> <td>PS</td> <td style="text-align: right;">0</td> <td style="text-align: right;">0</td> <td style="text-align: right;">0</td> <td style="text-align: right;">0</td> </tr> <tr> <td>EE</td> <td style="text-align: right;">0</td> <td style="text-align: right;">0</td> <td style="text-align: right;">0</td> <td style="text-align: right;">0</td> </tr> <tr> <td>PSD</td> <td style="text-align: right;">0</td> <td style="text-align: right;">0</td> <td style="text-align: right;">0</td> <td style="text-align: right;">0</td> </tr> <tr> <td>TRF</td> <td style="text-align: right;">0</td> <td style="text-align: right;">0</td> <td style="text-align: right;">0</td> <td style="text-align: right;">0</td> </tr> <tr> <td><b>Total</b></td> <td style="text-align: right; border-top: 1px solid black; border-bottom: 3px double black;"><b>0</b></td> <td style="text-align: right; border-top: 1px solid black; border-bottom: 3px double black;"><b>0</b></td> <td style="text-align: right; border-top: 1px solid black; border-bottom: 3px double black;"><b>0</b></td> <td style="text-align: right; border-top: 1px solid black; border-bottom: 3px double black;"><b>0</b></td> </tr> <tr> <td> FTE</td> <td style="text-align: right;"> 0.00</td> <td style="text-align: right;"> 0.00</td> <td style="text-align: right;"> 0.00</td> <td style="text-align: right;"> 0.00</td> </tr> </tbody> </table> <table style="width: 100%; border-collapse: collapse; margin-top: 5px;"> <tr> <td style="border: 1px solid black;"><b>Est. Fringe</b></td> <td style="border: 1px solid black; text-align: center;">0</td> <td style="border: 1px solid black; text-align: center;">0</td> <td style="border: 1px solid black; text-align: center;">0</td> <td style="border: 1px solid black; text-align: center;">0</td> </tr> </table> <p style="font-size: small; border: 1px solid black; padding: 2px; margin-top: 2px;"> <i>Note: Fringes budgeted in House Bill 5 except for certain fringes budgeted directly to MoDOT, Highway Patrol, and Conservation.</i> </p> <p style="margin-top: 10px;">Other Funds:</p>		FY 2024 Governor's Recommendation					GR	Federal	Other	Total	PS	0	0	0	0	EE	0	0	0	0	PSD	0	0	0	0	TRF	0	0	0	0	<b>Total</b>	<b>0</b>	<b>0</b>	<b>0</b>	<b>0</b>	 FTE	 0.00	 0.00	 0.00	 0.00	<b>Est. Fringe</b>	0	0	0	0
	FY 2024 Budget Request																																																																																										
	GR	Federal	Other	Total																																																																																							
PS	0	0	0	0																																																																																							
EE	0	0	0	0																																																																																							
PSD	0	607,524	0	607,524																																																																																							
TRF	0	0	0	0																																																																																							
<b>Total</b>	<b>0</b>	<b>607,524</b>	<b>0</b>	<b>607,524</b>																																																																																							
 FTE	 0.00	 0.00	 0.00	 0.00																																																																																							
<b>Est. Fringe</b>	0	0	0	0																																																																																							
	FY 2024 Governor's Recommendation																																																																																										
	GR	Federal	Other	Total																																																																																							
PS	0	0	0	0																																																																																							
EE	0	0	0	0																																																																																							
PSD	0	0	0	0																																																																																							
TRF	0	0	0	0																																																																																							
<b>Total</b>	<b>0</b>	<b>0</b>	<b>0</b>	<b>0</b>																																																																																							
 FTE	 0.00	 0.00	 0.00	 0.00																																																																																							
<b>Est. Fringe</b>	0	0	0	0																																																																																							
<b>2. CORE DESCRIPTION</b>																																																																																											
<p>This item provides funding for repair and renovation for the Recovery Lighthouse, Inc. in Johnson County that provides transitional living and supportive housing for individuals in recovery from alcohol and drugs. Local match must be provided in order to be eligible for state funds.</p>																																																																																											
<b>3. PROGRAM LISTING (list programs included in this core funding)</b>																																																																																											
<p>Recovery Support Provider Repair and Renovation</p>																																																																																											

# ARPA CORE DECISION ITEM

American Rescue Plan Act	Budget Unit: <u>A0368C</u>
Health and Economic Impacts	
DMH - Johnson County Recovery Lighthouse	HB Section: <u>20.217</u>

## 4. FINANCIAL HISTORY

	FY 2020 Actual	FY 2021 Actual	FY 2022 Actual	FY 2023 Current Yr.
Appropriation (All Funds)	0	0	0	607,524
Less Reverted (All Funds)	0	0	0	0
Less Restricted (All Funds)*	0	0	0	0
Budget Authority (All Funds)	0	0	0	607,524
Actual Expenditures (All Funds)	0	0	0	N/A
Unexpended (All Funds)	0	0	0	N/A
Unexpended, by Fund:				
General Revenue	0	0	0	N/A
Federal	0	0	0	N/A
Other	0	0	0	N/A



\*Current Year restricted amount is as of August 1, 2022.

Reverted includes the statutory three percent reserve amount (when applicable).

Restricted includes any Governor's expenditure restrictions which remained at the end of the fiscal year (when applicable).

### NOTES:

None.

## PROGRAM DESCRIPTION

American Rescue Plan Act

HB Section(s): 20.217

Health and Economic Impacts

DMH - Johnson County Recovery Lighthouse

### 1a. What strategic priority does this program address?

The Department of Mental Health (DMH) will focus efforts on modernizing aspects of Missouri's mental health system, enhancing service delivery models and improving total health-physical, mental and emotional well-being of all Missourians.

### 1b. What does this program do?

This item provides funding for repair and renovation for the Recovery Lighthouse, Inc. in Johnson County that provides transitional living and supportive housing for individuals in recovery from alcohol and drugs.

Recovery Lighthouse has provided an array of recovery support services for those with substance use disorders in Johnson County. The agency continues to provide individual, family and group counseling; recovery support services; transitional safe housing with supportive services for men and women; job readiness assistance; and targeted groups on relapse prevention. Recovery Lighthouse also provides assistance with basic needs such as clothes; food; hygiene items; kitchen items and other household items; assist clients with other needs such as obtaining IDs; birth certificates; applying for eligible public assistance; vocational rehabilitation; find and maintain employment; and other related services.

### 2a. Provide an activity measure(s) for the program.

Two Recovery Houses are established.

### 2b. Provide a measure(s) of the program's quality.

Recovery Houses are safe and renovated. The recovery homes meet the requirements for the National Alliance for Recovery Residences (NARR) and are accredited by the NARR affiliate the Missouri Coalition of Recovery Support Providers.

### 2c. Provide a measure(s) of the program's impact.

Recovery Lighthouse will be able to expand services to more individuals.

### 2d. Provide a measure(s) of the program's efficiency.

Recovery Lighthouse increases accessibility to safe and decent transitional housing.

**PROGRAM DESCRIPTION**


American Rescue Plan Act

HB Section(s): 20.217

Health and Economic Impacts

DMH - Johnson County Recovery Lighthouse

3. Provide actual expenditures for the prior three fiscal years and planned expenditures for the current fiscal year. (Note: Amounts do not include fringe benefit costs.)



4. What are the sources of the "Other " funds?

N/A

5. What is the authorization for this program, i.e., federal or state statute, etc.? (Include the federal program number, if applicable.)

American Rescue Plan Act.

6. Are there federal matching requirements? If yes, please explain.

No.

7. Is this a federally mandated program? If yes, please explain.

No.

## ARPA CORE DECISION ITEM

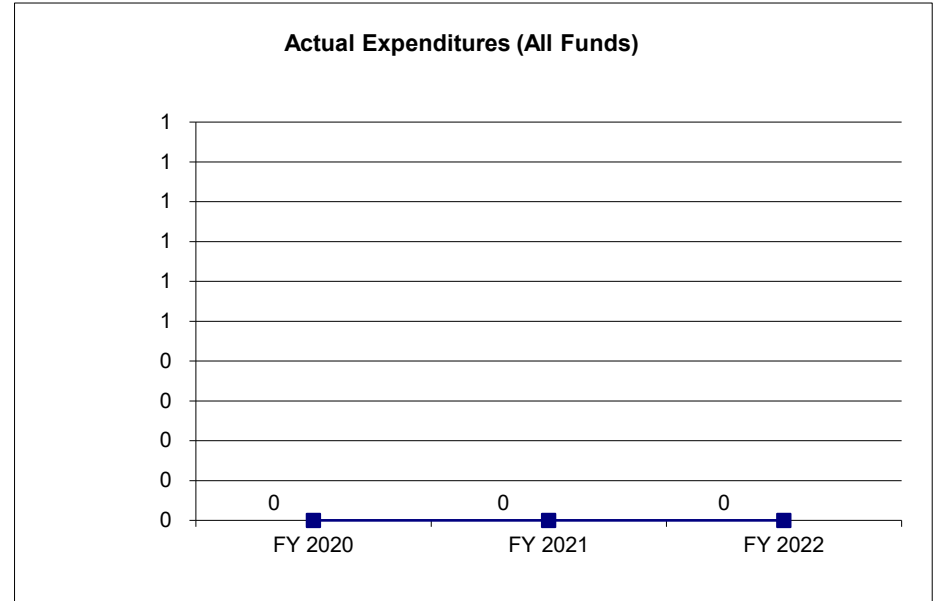
<b>American Rescue Plan Act</b> <b>Revenue Replacement</b> <b>DMH - Electronic Health Records</b>	<b>Budget Unit</b> <u>A0490C</u> <b>HB Section</b> <u>20.600</u>																																																																																										
<b>1. CORE FINANCIAL SUMMARY</b>																																																																																											
<table style="width: 100%; border-collapse: collapse;"> <thead> <tr> <th></th> <th colspan="4" style="text-align: center; border-bottom: 1px solid black;">FY 2024 Budget Request</th> </tr> <tr> <th></th> <th style="text-align: center; border-bottom: 1px solid black;">GR</th> <th style="text-align: center; border-bottom: 1px solid black;">Federal</th> <th style="text-align: center; border-bottom: 1px solid black;">Other</th> <th style="text-align: center; border-bottom: 1px solid black;">Total</th> </tr> </thead> <tbody> <tr> <td>PS</td> <td style="text-align: center;">0</td> <td style="text-align: center;">0</td> <td style="text-align: center;">0</td> <td style="text-align: center;">0</td> </tr> <tr> <td>EE</td> <td style="text-align: center;">0</td> <td style="text-align: center;">16,000,000</td> <td style="text-align: center;">0</td> <td style="text-align: center;">16,000,000</td> </tr> <tr> <td>PSD</td> <td style="text-align: center;">0</td> <td style="text-align: center;">0</td> <td style="text-align: center;">0</td> <td style="text-align: center;">0</td> </tr> <tr> <td>TRF</td> <td style="text-align: center;">0</td> <td style="text-align: center;">0</td> <td style="text-align: center;">0</td> <td style="text-align: center;">0</td> </tr> <tr> <td><b>Total</b></td> <td style="text-align: center; border-top: 1px solid black; border-bottom: 3px double black;"><b>0</b></td> <td style="text-align: center; border-top: 1px solid black; border-bottom: 3px double black;"><b>16,000,000</b></td> <td style="text-align: center; border-top: 1px solid black; border-bottom: 3px double black;"><b>0</b></td> <td style="text-align: center; border-top: 1px solid black; border-bottom: 3px double black;"><b>16,000,000</b></td> </tr> <tr> <td><b>FTE</b></td> <td style="text-align: center;"><b>0.00</b></td> <td style="text-align: center;"><b>0.00</b></td> <td style="text-align: center;"><b>0.00</b></td> <td style="text-align: center;"><b>0.00</b></td> </tr> </tbody> </table> <table style="width: 100%; border-collapse: collapse; margin-top: 5px;"> <tr> <td style="width: 15%;"><b>Est. Fringe</b></td> <td style="width: 15%; text-align: center;">0</td> <td style="width: 15%; text-align: center;">0</td> <td style="width: 15%; text-align: center;">0</td> <td style="width: 15%; text-align: center;">0</td> </tr> </table> <div style="border: 1px solid black; padding: 2px; margin-top: 2px;"> <i>Note: Fringes budgeted in House Bill 5 except for certain fringes budgeted directly to MoDOT, Highway Patrol, and Conservation.</i> </div>		FY 2024 Budget Request					GR	Federal	Other	Total	PS	0	0	0	0	EE	0	16,000,000	0	16,000,000	PSD	0	0	0	0	TRF	0	0	0	0	<b>Total</b>	<b>0</b>	<b>16,000,000</b>	<b>0</b>	<b>16,000,000</b>	<b>FTE</b>	<b>0.00</b>	<b>0.00</b>	<b>0.00</b>	<b>0.00</b>	<b>Est. Fringe</b>	0	0	0	0	<table style="width: 100%; border-collapse: collapse;"> <thead> <tr> <th></th> <th colspan="4" style="text-align: center; border-bottom: 1px solid black;">FY 2024 Governor's Recommendation</th> </tr> <tr> <th></th> <th style="text-align: center; border-bottom: 1px solid black;">GR</th> <th style="text-align: center; border-bottom: 1px solid black;">Federal</th> <th style="text-align: center; border-bottom: 1px solid black;">Other</th> <th style="text-align: center; border-bottom: 1px solid black;">Total</th> </tr> </thead> <tbody> <tr> <td>PS</td> <td style="text-align: center;">0</td> <td style="text-align: center;">0</td> <td style="text-align: center;">0</td> <td style="text-align: center;">0</td> </tr> <tr> <td>EE</td> <td style="text-align: center;">0</td> <td style="text-align: center;">0</td> <td style="text-align: center;">0</td> <td style="text-align: center;">0</td> </tr> <tr> <td>PSD</td> <td style="text-align: center;">0</td> <td style="text-align: center;">0</td> <td style="text-align: center;">0</td> <td style="text-align: center;">0</td> </tr> <tr> <td>TRF</td> <td style="text-align: center;">0</td> <td style="text-align: center;">0</td> <td style="text-align: center;">0</td> <td style="text-align: center;">0</td> </tr> <tr> <td><b>Total</b></td> <td style="text-align: center; border-top: 1px solid black; border-bottom: 3px double black;"><b>0</b></td> <td style="text-align: center; border-top: 1px solid black; border-bottom: 3px double black;"><b>0</b></td> <td style="text-align: center; border-top: 1px solid black; border-bottom: 3px double black;"><b>0</b></td> <td style="text-align: center; border-top: 1px solid black; border-bottom: 3px double black;"><b>0</b></td> </tr> <tr> <td><b>FTE</b></td> <td style="text-align: center;"><b>0.00</b></td> <td style="text-align: center;"><b>0.00</b></td> <td style="text-align: center;"><b>0.00</b></td> <td style="text-align: center;"><b>0.00</b></td> </tr> </tbody> </table> <table style="width: 100%; border-collapse: collapse; margin-top: 5px;"> <tr> <td style="width: 15%;"><b>Est. Fringe</b></td> <td style="width: 15%; text-align: center;">0</td> <td style="width: 15%; text-align: center;">0</td> <td style="width: 15%; text-align: center;">0</td> <td style="width: 15%; text-align: center;">0</td> </tr> </table> <div style="border: 1px solid black; padding: 2px; margin-top: 2px;"> <i>Note: Fringes budgeted in House Bill 5 except for certain fringes budgeted directly to MoDOT, Highway Patrol, and Conservation.</i> </div>		FY 2024 Governor's Recommendation					GR	Federal	Other	Total	PS	0	0	0	0	EE	0	0	0	0	PSD	0	0	0	0	TRF	0	0	0	0	<b>Total</b>	<b>0</b>	<b>0</b>	<b>0</b>	<b>0</b>	<b>FTE</b>	<b>0.00</b>	<b>0.00</b>	<b>0.00</b>	<b>0.00</b>	<b>Est. Fringe</b>	0	0	0	0
	FY 2024 Budget Request																																																																																										
	GR	Federal	Other	Total																																																																																							
PS	0	0	0	0																																																																																							
EE	0	16,000,000	0	16,000,000																																																																																							
PSD	0	0	0	0																																																																																							
TRF	0	0	0	0																																																																																							
<b>Total</b>	<b>0</b>	<b>16,000,000</b>	<b>0</b>	<b>16,000,000</b>																																																																																							
<b>FTE</b>	<b>0.00</b>	<b>0.00</b>	<b>0.00</b>	<b>0.00</b>																																																																																							
<b>Est. Fringe</b>	0	0	0	0																																																																																							
	FY 2024 Governor's Recommendation																																																																																										
	GR	Federal	Other	Total																																																																																							
PS	0	0	0	0																																																																																							
EE	0	0	0	0																																																																																							
PSD	0	0	0	0																																																																																							
TRF	0	0	0	0																																																																																							
<b>Total</b>	<b>0</b>	<b>0</b>	<b>0</b>	<b>0</b>																																																																																							
<b>FTE</b>	<b>0.00</b>	<b>0.00</b>	<b>0.00</b>	<b>0.00</b>																																																																																							
<b>Est. Fringe</b>	0	0	0	0																																																																																							
Other Funds:      None.																																																																																											
<b>2. CORE DESCRIPTION</b>																																																																																											
<p>This item provides funding to replace the DMH legacy information technology (IT) systems and many paper-based processes for consumer care and treatment with a comprehensive vendor supported cloud- based Electronic Health Record (EHR) solution. The use of legacy applications and many paper-based workflows presents numerous challenges for DMH staff, such as inefficient processes and the lack of access to timely, accurate, and comprehensive healthcare data to provide quality, person-centered, holistic direct care and support services to service recipients. The lack of access to integrated healthcare data also impacts other key DMH stakeholders, such as the families/guardians of service recipients and contracted and community providers. The EHR system will provide assessment, treatment and support services that are enhanced for recipients of DMH services and will provide documentation and communication for DMH service recipients via a portal, health care providers, organizations which care is provided, and the systems within which they operate.</p>																																																																																											
<b>3. PROGRAM LISTING (list programs included in this core funding)</b>																																																																																											
Not applicable.																																																																																											

# ARPA CORE DECISION ITEM

American Rescue Plan Act	Budget Unit	A0490C
Revenue Replacement		
DMH - Electronic Health Records	HB Section	20.600

## 4. FINANCIAL HISTORY

	FY 2020 Actual	FY 2021 Actual	FY 2022 Actual	FY 2023 Current Yr.
Appropriation (All Funds)	0	0	0	16,000,000
Less Reverted (All Funds)	0	0	0	0
Less Restricted (All Funds)*	0	0	0	0
Budget Authority (All Funds)	0	0	0	16,000,000
Actual Expenditures (All Funds)	0	0	0	N/A
Unexpended (All Funds)	0	0	0	N/A
Unexpended, by Fund:				
General Revenue	0	0	0	N/A
Federal	0	0	0	N/A
Other	0	0	0	N/A



\*Current Year restricted amount is as of August 1, 2022.

Reverted includes the statutory three percent reserve amount (when applicable).

Restricted includes any Governor's expenditure restrictions which remained at the end of the fiscal year (when applicable).

### NOTES:

None.



## PROGRAM DESCRIPTION

American Rescue Plan Act

HB Section(s): 20.600

Revenue Replacement

DMH - Electronic Health Records

### 1a. What strategic priority does this program address?

The Department of Mental Health (DMH) will focus efforts on modernizing aspects of Missouri's mental health system, enhancing service delivery models and improving total health-physical, mental and emotional well-being of all Missourians. As part of the State's Operational Excellence (OPEX) initiative, DMH has created a placemat summarizing its Fiscal Year 2023 (FY 23) priorities to improve the way the Department does business every day, including improving systems for data-based decision-making.

The FY 23 DMH placemat includes the initiative of Align business processes and begin Electronic Health Record procurement.

### 1b. What does this program do?

This item provides funding to replace the DMH legacy information technology (IT) systems for consumer care and treatment with a comprehensive vendor supported cloud- based Electronic Health Record (EHR) solution. The EHR will provide assessment, treatment and support services that are enhanced for recipients of DMH services and will provide documentation and communication for DMH service recipients, health care providers, organizations which care is provided, and the systems within which they operate.

### 2a. Provide an activity measure(s) for the program.

DMH leaders and staff will be able to more effectively and efficiently employ data-driven decision-making, and track and report on quality improvement and other performance measures, through enhanced data analytics capabilities and tools such as real-time dashboards and/or reports.

### 2b. Provide a measure(s) of the program's quality.

DMH clinical/programmatic staff will be able to provide direct care and other support services to service recipients in a more person-centered, holistic, equitable, and evidence-based manner.

### 2c. Provide a measure(s) of the program's impact.

DMH service recipients—and their families/guardians—will have access to their healthcare data via a service recipient portal, as appropriate and in adherence to established privacy and security standards.

## PROGRAM DESCRIPTION

American Rescue Plan Act

HB Section(s): 20.600

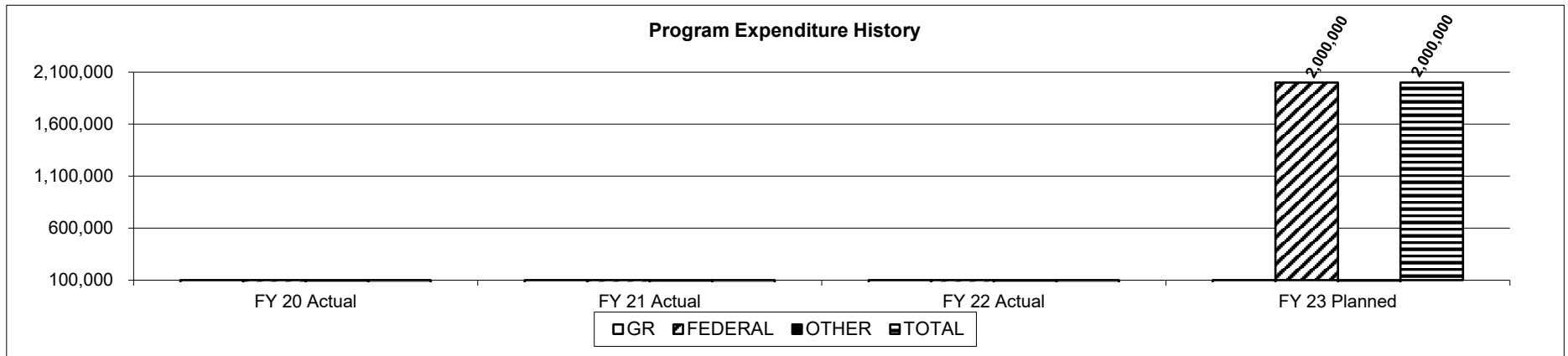
Revenue Replacement

DMH - Electronic Health Records

### 2d. Provide a measure(s) of the program's efficiency.

DMH clinical/programmatic and administrative staff will be able to perform operational processes more efficiently using integrated technologies and automated, standardized, and streamlined processes, allowing them to spend more time on value-added activities.

### 3. Provide actual expenditures for the prior three fiscal years and planned expenditures for the current fiscal year. (Note: Amounts do not include fringe benefit costs.)



Note: Funding in the amount of \$4M GR is included in the DMH Operational Support budget.

### 4. What are the sources of the "Other " funds?

None.

### 5. What is the authorization for this program, i.e., federal or state statute, etc.? (Include the federal program number, if applicable.)

American Rescue Plan Act.

### 6. Are there federal matching requirements? If yes, please explain.

No.

### 7. Is this a federally mandated program? If yes, please explain.

No.

## ARPA CORE DECISION ITEM

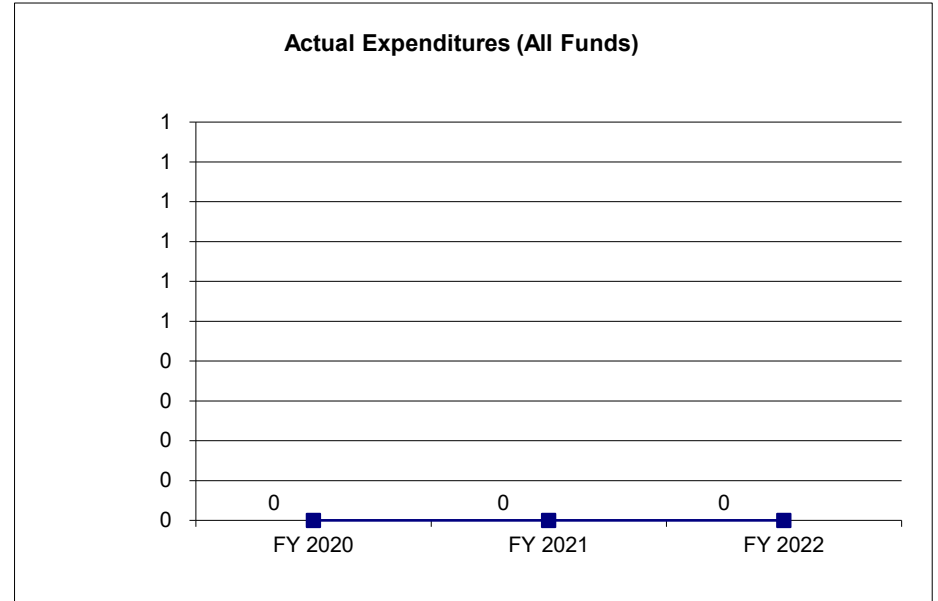
<b>American Rescue Plan Act</b> <b>Revenue Replacement</b> <b>DMH - Amethyst Place</b>	<b>Budget Unit:</b> <u>A0560C</u> <b>HB Section:</b> <u>20.870</u>																																																																																
<b>1. CORE FINANCIAL SUMMARY</b>																																																																																	
<table style="width: 100%; border-collapse: collapse;"> <thead> <tr> <th></th> <th colspan="4" style="text-align: center; border-bottom: 1px solid black;">FY 2024 Budget Request</th> </tr> <tr> <th></th> <th style="text-align: center; border-bottom: 1px solid black;">GR</th> <th style="text-align: center; border-bottom: 1px solid black;">Federal</th> <th style="text-align: center; border-bottom: 1px solid black;">Other</th> <th style="text-align: center; border-bottom: 1px solid black;">Total</th> </tr> </thead> <tbody> <tr> <td>PS</td> <td style="text-align: right;">0</td> <td style="text-align: right;">0</td> <td style="text-align: right;">0</td> <td style="text-align: right;">0</td> </tr> <tr> <td>EE</td> <td style="text-align: right;">0</td> <td style="text-align: right;">0</td> <td style="text-align: right;">0</td> <td style="text-align: right;">0</td> </tr> <tr> <td>PSD</td> <td style="text-align: right;">0</td> <td style="text-align: right;">2,000,000</td> <td style="text-align: right;">0</td> <td style="text-align: right;">2,000,000</td> </tr> <tr> <td>TRF</td> <td style="text-align: right;">0</td> <td style="text-align: right;">0</td> <td style="text-align: right;">0</td> <td style="text-align: right;">0</td> </tr> <tr> <td><b>Total</b></td> <td style="text-align: right; border-top: 1px solid black; border-bottom: 3px double black;"><b>0</b></td> <td style="text-align: right; border-top: 1px solid black; border-bottom: 3px double black;"><b>2,000,000</b></td> <td style="text-align: right; border-top: 1px solid black; border-bottom: 3px double black;"><b>0</b></td> <td style="text-align: right; border-top: 1px solid black; border-bottom: 3px double black;"><b>2,000,000</b></td> </tr> <tr> <td><b>FTE</b></td> <td style="text-align: right;"><b>0.00</b></td> <td style="text-align: right;"><b>0.00</b></td> <td style="text-align: right;"><b>0.00</b></td> <td style="text-align: right;"><b>0.00</b></td> </tr> </tbody> </table>		FY 2024 Budget Request					GR	Federal	Other	Total	PS	0	0	0	0	EE	0	0	0	0	PSD	0	2,000,000	0	2,000,000	TRF	0	0	0	0	<b>Total</b>	<b>0</b>	<b>2,000,000</b>	<b>0</b>	<b>2,000,000</b>	<b>FTE</b>	<b>0.00</b>	<b>0.00</b>	<b>0.00</b>	<b>0.00</b>	<table style="width: 100%; border-collapse: collapse;"> <thead> <tr> <th></th> <th colspan="4" style="text-align: center; border-bottom: 1px solid black;">FY 2024 Governor's Recommendation</th> </tr> <tr> <th></th> <th style="text-align: center; border-bottom: 1px solid black;">GR</th> <th style="text-align: center; border-bottom: 1px solid black;">Federal</th> <th style="text-align: center; border-bottom: 1px solid black;">Other</th> <th style="text-align: center; border-bottom: 1px solid black;">Total</th> </tr> </thead> <tbody> <tr> <td>PS</td> <td style="text-align: right;">0</td> <td style="text-align: right;">0</td> <td style="text-align: right;">0</td> <td style="text-align: right;">0</td> </tr> <tr> <td>EE</td> <td style="text-align: right;">0</td> <td style="text-align: right;">0</td> <td style="text-align: right;">0</td> <td style="text-align: right;">0</td> </tr> <tr> <td>PSD</td> <td style="text-align: right;">0</td> <td style="text-align: right;">0</td> <td style="text-align: right;">0</td> <td style="text-align: right;">0</td> </tr> <tr> <td>TRF</td> <td style="text-align: right;">0</td> <td style="text-align: right;">0</td> <td style="text-align: right;">0</td> <td style="text-align: right;">0</td> </tr> <tr> <td><b>Total</b></td> <td style="text-align: right; border-top: 1px solid black; border-bottom: 3px double black;"><b>0</b></td> <td style="text-align: right; border-top: 1px solid black; border-bottom: 3px double black;"><b>0</b></td> <td style="text-align: right; border-top: 1px solid black; border-bottom: 3px double black;"><b>0</b></td> <td style="text-align: right; border-top: 1px solid black; border-bottom: 3px double black;"><b>0</b></td> </tr> <tr> <td><b>FTE</b></td> <td style="text-align: right;"><b>0.00</b></td> <td style="text-align: right;"><b>0.00</b></td> <td style="text-align: right;"><b>0.00</b></td> <td style="text-align: right;"><b>0.00</b></td> </tr> </tbody> </table>		FY 2024 Governor's Recommendation					GR	Federal	Other	Total	PS	0	0	0	0	EE	0	0	0	0	PSD	0	0	0	0	TRF	0	0	0	0	<b>Total</b>	<b>0</b>	<b>0</b>	<b>0</b>	<b>0</b>	<b>FTE</b>	<b>0.00</b>	<b>0.00</b>	<b>0.00</b>	<b>0.00</b>
	FY 2024 Budget Request																																																																																
	GR	Federal	Other	Total																																																																													
PS	0	0	0	0																																																																													
EE	0	0	0	0																																																																													
PSD	0	2,000,000	0	2,000,000																																																																													
TRF	0	0	0	0																																																																													
<b>Total</b>	<b>0</b>	<b>2,000,000</b>	<b>0</b>	<b>2,000,000</b>																																																																													
<b>FTE</b>	<b>0.00</b>	<b>0.00</b>	<b>0.00</b>	<b>0.00</b>																																																																													
	FY 2024 Governor's Recommendation																																																																																
	GR	Federal	Other	Total																																																																													
PS	0	0	0	0																																																																													
EE	0	0	0	0																																																																													
PSD	0	0	0	0																																																																													
TRF	0	0	0	0																																																																													
<b>Total</b>	<b>0</b>	<b>0</b>	<b>0</b>	<b>0</b>																																																																													
<b>FTE</b>	<b>0.00</b>	<b>0.00</b>	<b>0.00</b>	<b>0.00</b>																																																																													
<table style="width: 100%; border-collapse: collapse;"> <tr> <td style="width: 15%;"><b>Est. Fringe</b></td> <td style="width: 15%; text-align: center;">0</td> <td style="width: 15%; text-align: center;">0</td> <td style="width: 15%; text-align: center;">0</td> <td style="width: 15%; text-align: center;">0</td> </tr> </table>	<b>Est. Fringe</b>	0	0	0	0	<table style="width: 100%; border-collapse: collapse;"> <tr> <td style="width: 15%;"><b>Est. Fringe</b></td> <td style="width: 15%; text-align: center;">0</td> <td style="width: 15%; text-align: center;">0</td> <td style="width: 15%; text-align: center;">0</td> <td style="width: 15%; text-align: center;">0</td> </tr> </table>	<b>Est. Fringe</b>	0	0	0	0																																																																						
<b>Est. Fringe</b>	0	0	0	0																																																																													
<b>Est. Fringe</b>	0	0	0	0																																																																													
<i>Note: Fringes budgeted in House Bill 5 except for certain fringes budgeted directly to MoDOT, Highway Patrol, and Conservation.</i>																																																																																	
Other Funds:      None.																																																																																	
<b>2. CORE DESCRIPTION</b>																																																																																	
This item provides funding for capital improvements to the Amethyst Place in Kansas City that provides transitional healing and empowers generations of women and children to achieve recovery, reunification, and resilience. Local match must be provided in order to be eligible for state funds.																																																																																	
<b>3. PROGRAM LISTING (list programs included in this core funding)</b>																																																																																	
Housing Provider Capital Improvements																																																																																	

# ARPA CORE DECISION ITEM

American Rescue Plan Act	Budget Unit: <u>A0560C</u>
Revenue Replacement	
DMH - Amethyst Place	HB Section: <u>20.870</u>

## 4. FINANCIAL HISTORY

	FY 2020 Actual	FY 2021 Actual	FY 2022 Actual	FY 2023 Current Yr.
Appropriation (All Funds)	0	0	0	2,000,000
Less Reverted (All Funds)	0	0	0	0
Less Restricted (All Funds)*	0	0	0	0
Budget Authority (All Funds)	0	0	0	2,000,000
Actual Expenditures (All Funds)	0	0	0	N/A
Unexpended (All Funds)	0	0	0	N/A
Unexpended, by Fund:				
General Revenue	0	0	0	N/A
Federal	0	0	0	N/A
Other	0	0	0	N/A



\*Current Year restricted amount is as of August 1, 2022.

Reverted includes the statutory three percent reserve amount (when applicable).

Restricted includes any Governor's expenditure restrictions which remained at the end of the fiscal year (when applicable).

### NOTES:

None.

**PROGRAM DESCRIPTION**

**American Rescue Plan Act**

**HB Section(s):** 20.870

**Revenue Replacement**

**DMH - Amethyst Place**

**1a. What strategic priority does this program address?**

The Department of Mental Health (DMH) will focus efforts on modernizing aspects of Missouri's mental health system, enhancing service delivery models and improving total health-physical, mental and emotional well-being of all Missourians.

**1b. What does this program do?**

This item provides funding for capital improvements to the Amethyst Place in Kansas City that provides transitional healing and empowers generations of women and children to achieve recovery, reunification, and resilience. Amethyst Place will use this funding for expansion of their current campus onto an adjacent property. More specifically, funds will be used toward building 34 additional housing units. Total project cost is \$14.1M.

**2a. Provide an activity measure(s) for the program.**

There will be continued progress on pre-development and pre-construction activities that will be tracked.

**2b. Provide a measure(s) of the program's quality.**

Reputable companies will be used for pre-development and pre-construction costs.

**2c. Provide a measure(s) of the program's impact.**

This is a multi-year building project that will eventually house 34 additional families receiving services for substance use disorders, providing more access to families for services.

**2d. Provide a measure(s) of the program's efficiency.**

Ensuring timely progress on pre-construction activities.

## PROGRAM DESCRIPTION

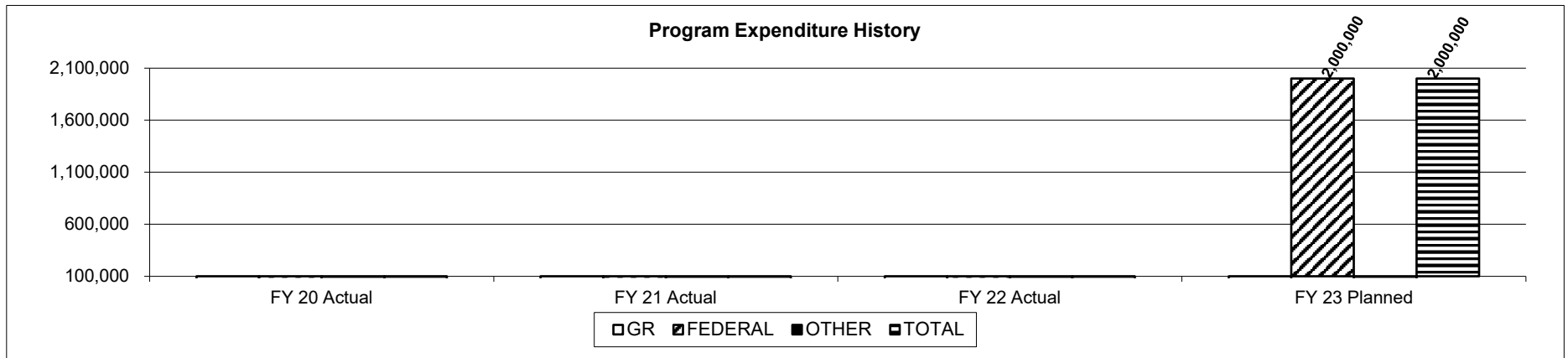
American Rescue Plan Act

HB Section(s): 20.870

Revenue Replacement

DMH - Amethyst Place

3. Provide actual expenditures for the prior three fiscal years and planned expenditures for the current fiscal year. (Note: Amounts do not include fringe benefit costs.)



4. What are the sources of the "Other " funds?

N/A

5. What is the authorization for this program, i.e., federal or state statute, etc.? (Include the federal program number, if applicable.)

American Recuse Plan Act.

6. Are there federal matching requirements? If yes, please explain.

No.

7. Is this a federally mandated program? If yes, please explain.

No.

# ARPA Totals





# DEPARTMENT OF MENTAL HEALTH FY 2024 APRA DEPT REQUEST

FUND NAME	ARPA AMOUNT	ARPA FTE
General Revenue	\$0	0.00
Federal	\$192,489,336	0.00
Other	\$0	0.00
<b>TOTAL</b>	<b>\$192,489,336</b>	<b>0.00</b>



# Glossary



## GLOSSARY FUNDING SOURCES

**Abandoned Fund Account:** This fund collects moneys and other personal item dispositions and then transfers the cash to the Mental Health Trust Fund.

**Budget Stabilization Fund:** The revenue comes from a transfer from the Missouri Department of Social Services. These federal funds originated from the enhanced Federal Medical Assistance Percentage (FMAP) federal funds received from the Families First Coronavirus Response Act and the Coronavirus Aid, Relief, and Economic Security (CARES) Act.

**Children's Health Insurance Program (CHIP):** Insurance program that provides low-cost health coverage to children in families that earn too much money to qualify for Medicaid but not enough to buy private insurance.

**Compulsive Gamblers Fund (CGF):** Section 313.842, RSMo., authorized a fund to provide treatment services for compulsive gamblers and their families. The fund is supported through the collection of one cent of the admission charge from gambling boats as provided in 313.820, RSMo. This fund receives its revenue by way of a cash transfer from the Gaming Commission Fund.

**Developmental Disabilities Waiting List Trust Fund (DDWLTF):** HB 631, 96th General Assembly, first regular session, allows the Division of Developmental Disabilities to receive monies designated on individual or corporation tax refund forms to serve individuals on the DD waiting list. The legislation also established a new fund in the state treasury to receive these funds. Proceeds collected as a result of the tax refund forms shall be deposited into the new fund.

**Federal (FED):** Authority is appropriated to accept funds coming to the Department from federal grant sources or Medicaid earnings.

**Federal Stimulus Funds:** Funds received from the federal government to help stimulate the economy and provide assistance through the Coronavirus pandemic.

**General Revenue (GR):** Missouri State revenues.

**Habilitation Center Room and Board Fund (HCRB):** This fund is for the receipt of room and board charges for residents of state habilitation centers.

**HCBS FMAP Enhancement Fund:** The American Rescue Plan increases the federal matching rate (FMAP) for Medicaid HCBS spending by 10 percentage points April 1, 2021 through March 31, 2022. Funds must be used to enhance, expand, or strengthen current Medicaid HCBS services.

**Healthy Family Trust Fund (HFT):** This is a State fund supported from tobacco funding awarded to the State of Missouri.

**Health Initiatives Fund (HIF):** This is a State fund established through the Griffin Health Care Access Bill which receives new revenues from cigarette tax.

## GLOSSARY FUNDING SOURCES

**ICF/IID Reimbursement Allowance Fund (ICF/IID):** To account for assessment payments received from providers of services of intermediate care facilities for individuals with intellectual disabilities.

**Inmate Revolving Fund (IRF):** The Inmate Revolving Fund was established in accordance with 217.430, RSMo. The sources of revenue for the fund are reimbursements from offenders participating in work release, electronic monitoring, and residential treatment facility programs and, per 217.690, RSMo. from the payment of a fee, not to exceed sixty dollars per month, from every offender placed under board supervision on probation, parole, or conditional release. Per 217.430, RSMo. the funds shall be used as provided by appropriation, to support offenders in education programs, drug treatment programs, residential treatment facilities, other community-based sanctions, electronic monitoring, or in work or educational release programs. Section 217.690, RSMo. further states that funds may be used for the costs of contracted collections services as well as to provide community corrections and intervention services for offenders. Such services include substance use disorder assessment and treatment, mental health assessment and treatment, electronic monitoring services, residential facilities services, employment placement services, and other offender community corrections or intervention services designated by the board to assist offenders to successfully complete probation, parole, or conditional release. The Department of Corrections (DOC) currently charges a fee of \$30 per offender under community supervision but may waive all or part of that fee based on factors such as disability or inability to pay. DOC agreed on the \$30 fee with the bill's sponsors when the intervention fee went into effect, but they allowed for the possibility of raising the fee in the future. The Department of Mental Health/Division of Alcohol & Drug Abuse, in conjunction with the DOC, utilizes a portion of these fees for the following programs: Community Partnerships for Restoration (CPR), Treatment Resources Encouraging New Directions (TREND) and Southeast Missouri Treatment program (SEMO). The first two programs, CPR and TREND provide assessment, case management, substance use disorder treatment and employment placement for high risk offenders. The third program SEMO, provides substance use disorder counseling for high risk probationers who otherwise would be unable to afford the treatment. All three of these programs are important components of the Department's efforts to reduce recidivism.

**Inter-Governmental Transfer Fund (IGT):** This fund is only used when the Department makes an Upper Payment Limit (UPL) claim on the state-operated ICF/IID habilitation centers to draw down additional federal funds for the State. The UPL is a method of calculating a supplemental federal payment in the Medicaid program based on Medicare cost principles.

**Mental Health Earnings Fund (MHEF):** There are several sources of cash deposited to this fund. One source is from the ADA Counselor Certification Board and another is the Substance Abuse & Traffic Offenders Program (SATOP). These are basically self-funded programs where expenditures are limited to the amount of revenues brought into the fund. Other sources include enterprise operations where the Department is reimbursed by private entities for activities such as food service or Mental Health First Aid USA.

**Mental Health Interagency Payments Fund (MHIPF):** This fund provides the mechanism for cooperative agreements between various agencies and the authority to accept funding from another state agency or DMH facility as a result of providing a service to that agency. Appropriations from this fund are considered a "double appropriation" in the statewide budget. An example of interagency payments would include agreements with the Children's Division to provide residential care and recovery for youth who require DMH services.

## GLOSSARY FUNDING SOURCES

**Mental Health Trust Fund (MHTF):** This is an appropriation account established by the legislature that allows individuals or organizations to contribute to the Department for clients or programs. Section 630.330, RSMo. creates this fund and authorizes the Department to take, receive, administer and hold in trust grants, gifts, donations, moneys escheated under section 630.320, RSMo. devises or bequests of money or other personal property and funds from the sales of the facilities' commissaries or canteens. The fund has been used to carry out the objects for which the grants, gifts, donations, bequests, etc. were made or for purposes of funding special projects or purchasing special equipment.

**Mental Health Local Tax Match Fund (MHLTMF):** Authority has been appropriated to maximize local tax funds contributed to pay the State's share for Medicaid-reimbursable services (mill tax, children's tax).

**Opioid Addiction Treatment and Recovery Fund:** The proceeds of any monetary settlement or portion of a global settlement between the attorney general of the state and any drug manufacturers, distributors, or combination thereof to resolve an opioid-related cause of action against such drug manufacturers, distributors, or combination thereof in a state or federal court shall only be utilized to pay for opioid addiction treatment and prevention services and health care and law enforcement costs related to opioid addiction treatment and prevention.

**Revolving Administrative Trust Fund (RAT):** The commissioner of administration shall administer a revolving "Administrative Trust Fund" which shall be established by the state treasurer which shall be funded annually by appropriation and which shall contain moneys transferred or paid to the office of administration in return for goods and services provided by the office of administration to any governmental entity or to the public. The state treasurer shall be the custodian of the fund, and shall approve disbursements from the fund for the purchase of goods or services at the request of the commissioner of administration or the commissioner's designee. The provisions of section 33.080 notwithstanding, moneys in the fund shall not lapse, unless and then only to the extent to which the unencumbered balance at the close of any fiscal year exceeds one-eighth of the total amount appropriated, paid, or transferred to the fund during such fiscal year, and upon approval of the oversight division of the joint committee on legislative research. The commissioner shall prepare an annual report of all receipts and expenditures from the fund. **Sale of surplus vehicles, proceeds to go to owning state agency, exceptions — moneys to be used for purchase of vehicles only.** — Provisions of section 37.090 notwithstanding, all proceeds generated by the sale of a surplus vehicle, except proceeds generated from the department of transportation, the department of conservation, the Missouri state highway patrol and all state colleges and universities may be deposited in the state treasury to the credit of the office of administration revolving administrative trust fund and credited to the state agency owning the vehicle at the time of sale. Upon appropriation, moneys credited to agencies from the sale of surplus state fleet vehicles shall be used solely for the purchase of vehicles for the respective agency.

## GLOSSARY BUDGET DEFINITIONS

**Baseline** - A trend line that tells us where we are headed if we continue doing what we are doing.

**BRASS** - A computerized budget preparation system (Budget Reporting & Analysis Support System).

**Budget Object Budget Class (BOBC)** - Related objects of expense & equipment expenditures (i.e. supplies, office equipment, etc.).

**Budgeting Organization** - An organization which consolidates detail financial data.

**Capital Improvements Budget** - A separate budget request document that lists and explains new construction or maintenance and repair projects needed at department facilities. Currently this is a biennium appropriation, approved for a two-year period.

**Conference Committee** - When the House and Senate versions of the budget do not agree, the budget is submitted to a joint committee of the House and Senate i.e. a certain number of representatives, with a like number of senators (called the Conference Committee) for resolution.

**Core Budget Decision Items** - The total amount of funds which the department and its divisions and facilities have for operations for the current year, less any one-time expenditure, reductions, redirections or transfers.

**Core Reallocation** - This core decision item is used for moving dollar amounts or FTE, within a single budget unit or across multiple budget units, within the Department. These should net to zero within the Department.

**Core Reduction** - This core decision item is used for reductions to the core amount, other than reductions for one-time amounts.

**Core Redirection** - A method of increasing the funds available to one expanding program by refocusing funds from a non-expanding program. Core Redirection requests are treated as new decision items; requiring narrative and fiscal information.

**Core Transfer** - The movement of funds from one agency to another agency.

**Cost-of-Living Adjustment (COLA)** - A Governor recommended salary increase applying to all state employees with the exception of statutory salaries.

**Decision Item** - A specific request for continuation of a core appropriation of new funding requests above core; including narrative and fiscal information.

**Decision Item Number** - A reference number attached to each decision item proposed by the department.



## GLOSSARY BUDGET DEFINITIONS

**Division of Budget and Planning (OA)** - The key Division within the Office of Administration that reviews departmental budgets on behalf of the Governor's Office (also referred to as the Governor's Budget Office).

**Expense & Equipment (EE)** - Budget items that provide for operating costs (e.g., food costs, supplies, equipment, travel, etc.).

**FTE** - Abbreviation for "full time equivalent"; refers to staff positions. One FTE is a full time position. A .50 FTE would be a 50% or half-time position or its equivalent.

**Fiscal Year** - A twelve-month period of time to which the annual budget applies and at the end of which a governmental unit determines its financial position and the results of its operations (In Missouri: July 1, through June 30).

**Governor's Veto** - The Governor has a line-item veto power and may strike out of the budget any line-item or may reduce (but may not increase) the amount of any line-item.

**Governor's Reserve** - The Governor may hold back (reserve) a specified percentage of the department's appropriation for any given fiscal year to balance the budget. These funds are still in the appropriation but may not be spent. They carry over into the core for the following fiscal year and may be released or withheld again.

**House Bill 10 (HB10)** - Official appropriations bill (operating budget) for DMH.

**House Bill 13 (HB13)** - Official appropriation bill for leasing-related costs.

**House Bill 14 (HB14)** - Official appropriation bill for supplemental funding in the current fiscal year.

**House Appropriations Committee for Health & Senior Services, Social Services and Mental Health** - Sub-Committee of the House Budget Committee specifically assigned to review the budgets of the above-named Departments.

**House Budget Committee** - House committee responsible for reviewing and finalizing funding recommendations to the full House for all state departments and elected officials.

**Inflation** - Funds to meet inflationary increases of department facilities and vendors.

**Line Item** - A separate line in a house bill section that designates the funds for use for Personal Services, Expense and Equipment, a combination of Personal Services and/or Expense and Equipment or Program Specific Distributions.

## GLOSSARY BUDGET DEFINITIONS

**Match Requirement** - A condition attached to some federal grants and Medicaid items requiring recipient state governments to provide state funding in support of the state program supported by the federal dollars.

**One-Time Expenditures** - Expenditures that are approved in the budget for one year for major equipment purchases or for other non-recurring expenses.

**Personal Services** – Funds that provide for DMH staff salaries.

**PSD** - Abbreviation for “program specific distribution”; refers to specific program monies such as community services.

**Rank Number** - A number associated with an item indicating its importance relative to other items being requested; number one (1) is interpreted as most important with higher numbers indicating lower ranks.

**Senate Appropriations Committee** - Senate committee responsible for reviewing and finalizing funding recommendations to the full Senate for all state departments and elected officials.

**Strategies** - Specific courses of action that will be undertaken by the agency to accomplish its goals and objectives. While an objective indicates what the agency must do, a strategy indicates how the particular objective or set of objectives will be achieved.

**The Arc of the United States** - World’s largest community based organization of and for people with intellectual and developmental disabilities. It provides an array of services and support for families and individuals and includes over 140,000 members affiliated through more than 780 state and local chapters across the nation. The Arc is devoted to promoting and improving supports and services for all people with intellectual and developmental disabilities.

**Withhold or Expenditure Restriction** - This is above the 3% Governor’s Reserve. The withhold is a temporary or short-term hold on General Revenue and/or Other funds, as necessary to help balance the State budget or meet projected budget shortfalls.

## COMMON MENTAL HEALTH DEFINITIONS, ABBREVIATIONS AND ACRONYMS

<b>ABF</b>	Adult Boarding Facility which is licensed by the Department of Social Services
<b>ACI</b>	Access Crisis Intervention
<b>ACP</b>	Adult Community Programs
<b>ACDD</b>	Accreditation Council on Services for People with Developmental Disabilities
<b>ACSP</b>	Affiliated Community Service Provider
<b>ADA</b>	Division of Alcohol and Drug Abuse
<b>ADA</b>	Americans with Disabilities Act
<b>ADAMHBG</b>	Alcohol and Drug Abuse Mental Health Block Grant
<b>ADEP</b>	Alcohol and Drug Education Program
<b>ADH</b>	Acute Day Hospital
<b>ADMINISTRATIVE AGENT</b>	Agencies which provide a broad range of outpatient and day programs for the mentally ill, as well as access to acute psychiatric hospitalization. In addition, some agencies offer specialized residential programs serving the mentally ill.
<b>AFDC</b>	Aid to Families with Dependent Children
<b>AFSCME</b>	American Federation of State, County and Municipal Employees -- a union recognized as the exclusive bargaining representative for certain employees.
<b>AG</b>	Attorney General
<b>AIMS</b>	Abnormal Involuntary Movement Scale
<b>AMI</b>	Alliance for the Mentally Ill
<b>AOD</b>	Alcohol and Other Drugs

## COMMON MENTAL HEALTH DEFINITIONS, ABBREVIATIONS AND ACRONYMS

<b>ASMHA</b>	Association of State Mental Health Attorneys
<b>ATR</b>	Access to Recovery Grant
<b>BAC</b>	Blood Alcohol Concentration
<b>BBBD</b>	Biologically Based Brain Disorder
<b>BHC</b>	Bellefontaine Habilitation Center
<b>C &amp; Y</b>	Children and Youth
<b>CARF</b>	Commission on Accreditation of Rehabilitation Facilities -- a private organization recognized by the Department to accredit private in lieu of Department licensure
<b>CARO</b>	Central Accident Reporting Office
<b>CASSP</b>	Child and Adolescent Service System Project
<b>CBM</b>	Center for Behavioral Medicine
<b>CCBHO</b>	Certified Community Behavioral Health Organizations
<b>CDC</b>	Center for Disease Control
<b>CFR</b>	Code of Federal Regulations
<b>CHIP</b>	Community/Hospital Incentive Program
<b>CHS</b>	Community Housing Support
<b>CI</b>	Capital Improvements - refers to construction and repair projects in the departments 33 facilities.
<b>CIMOR</b>	Customer Information Management Outcomes and Reporting
<b>COMMISSION</b>	Mental Health Commission (appointed by the Governor)

## COMMON MENTAL HEALTH DEFINITIONS, ABBREVIATIONS AND ACRONYMS

<b>CMHC</b>	Community Mental Health Center, a not-for-profit or community based mental health care provider serving individuals in a service area
<b>CMHW</b>	Children's Mental Health Week
<b>CMS</b>	Center for Medicare and Medicaid Services
<b>COLA</b>	Cost-of-Living Adjustment
<b>CP</b>	Cerebral Palsy
<b>CPP</b>	Community Placement Program
<b>CPRP</b>	Community Psychiatric Rehabilitation Program
<b>CPS</b>	Division of Comprehensive Psychiatric Services
<b>CPT-4</b>	Current Procedural Terminology -- fourth edition
<b>CRAC</b>	Central Regional Advisory Council
<b>CRU</b>	Clinical Review Unit
<b>CSA</b>	Civil Service Annuity
<b>CSAP</b>	Center for Substance Abuse Prevention
<b>CSAPP</b>	Certified Substance Abuse Prevention Professional
<b>CSAT</b>	Center for Substance Abuse Treatment
<b>CSR</b>	Code of State Regulations
<b>CSS</b>	Community Support Staff – within the Division of Developmental Disabilities
<b>CSTAR</b>	Comprehensive Substance Treatment and Rehabilitation

## COMMON MENTAL HEALTH DEFINITIONS, ABBREVIATIONS AND ACRONYMS

<b>CTRAC</b>	Client Tracking, Registration, Admissions, and Commitments
<b>DBH</b>	Division of Behavioral Health
<b>DD</b>	Developmental Disabilities
<b>DDD</b>	Division of Developmental Disabilities
<b>DDTC</b>	Developmental Disabilities Treatment Center (St. Louis facility)
<b>DESE</b>	Department of Elementary and Secondary Education
<b>DETOX</b>	Detoxification from alcohol or other drugs that involves managing withdrawal symptoms
<b>D/HH</b>	Deaf/Hard of Hearing
<b>DIS</b>	Drug Inventory System
<b>DMH</b>	Department of Mental Health
<b>DIVISION</b>	One of three units of the Department of Mental Health
<b>DOH or DHSS</b>	Department of Health and Senior Services
<b>DOP</b>	Departmentwide Programs
<b>DOR</b>	Department Operating Regulation
<b>DSM-5</b>	Diagnostic and Statistical Manual, used by the department professional staff to diagnose clients served
<b>DSS or DOSS</b>	Missouri Department of Social Services
<b>DUI</b>	Driving Under the Influence
<b>DWI</b>	Driving While Intoxicated

## COMMON MENTAL HEALTH DEFINITIONS, ABBREVIATIONS AND ACRONYMS

<b>DYS</b>	Division of Youth Services Children's Division
<b>E &amp; E or EE</b>	Expenses and Equipment
<b>EAP</b>	Employee Assistance Program
<b>ECA</b>	Epidemiological Catchment Area -- study of prevalence of mental illness, developmental disabilities, substance use disorder
<b>ECHO</b>	Extension for Community Healthcare Outcomes
<b>EEO</b>	Equal Employment Opportunity
<b>EEOC</b>	Equal Employment Opportunity Commission -- the federal agency which administers federal laws and regulations on equal employment opportunity
<b>EPSDT</b>	Early and Periodic Screening, Diagnosis and Treatment (services for children)
<b>FAS</b>	Fetal Alcohol Syndrome
<b>FMAP</b>	Federal Medical Assistance Percentage
<b>FMRF</b>	Facilities Maintenance and Reserve Fund
<b>FORENSIC CLIENT</b>	A client referred through the criminal justice system
<b>FQHC</b>	Federally Qualified Health Center
<b>FSD</b>	Family Support Division
<b>FSH</b>	Fulton State Hospital
<b>FTE</b>	Full Time Equivalent (full time employees)
<b>FY</b>	Fiscal Year
<b>GIS</b>	General Inventory System

## COMMON MENTAL HEALTH DEFINITIONS, ABBREVIATIONS AND ACRONYMS

<b>GBMI</b>	Guilty But Mentally Ill
<b>GPRA</b>	Government Performance and Results Act (federal measurement tool required in many federal discretionary grants)
<b>GR</b>	General Revenue (state money appropriated by the Missouri General Assembly)
<b>HB</b>	House Bill
<b>HC</b>	Habilitation Center (DD facilities)
<b>HCFA</b>	Health Care Financing Administration
<b>HCPH</b>	Hawthorn Children's Psychiatric Hospital
<b>HCS</b>	House Committee Substitute
<b>HCY</b>	Healthy Children and Youth (AKA EPSDT)
<b>HHC</b>	Higginsville Habilitation Center
<b>HHS</b>	Department of Health and Human Services (Federal)
<b>HJR</b>	House Joint Resolution
<b>HMI</b>	Homeless Mentally Ill
<b>HMO</b>	Health Maintenance Organization
<b>HRSA</b>	Health Resources and Services Administration (Federal)
<b>HS</b>	House Substitute for legislation proposed by a House Committee or the Senate
<b>HUD</b>	Housing and Urban Development (U.S. Department)
<b>ICAP</b>	Inventory for Client and Agency Planning



## COMMON MENTAL HEALTH DEFINITIONS, ABBREVIATIONS AND ACRONYMS

<b>ICD-10-CM</b>	International Classification of Diseases 10th revision Clinical Modification
<b>ICF</b>	Intermediate Care Facility (general) which is licensed by the Department of Social Services and may be certified under the MO HealthNet (Title XIX)
<b>ICF/IID</b>	Intermediate Care Facility for Individuals with Intellectual Disabilities, a program certified under the federal Medicaid Program (Title XIX)
<b>ICTS</b>	Improving Community Treatment Services (DOC program)
<b>IEP</b>	Individual Education Program required for all handicapped children under IDEA.
<b>IFB</b>	Invitation for Bid
<b>IFSP</b>	Individualized Family Service Plan
<b>IHP</b>	Individual Habilitation Plan, for clients of the Division of Developmental Disabilities
<b>IPC</b>	Individual Plan of Care -- a plan for clients of the Division of DD for the MO HealthNet Waiver program
<b>ISGB</b>	Information Systems' Governing Board (for DMH data processing policy and direction)
<b>ISL</b>	Individualized Supported Living
<b>IST</b>	Incompetent to Stand Trial
<b>ITP</b>	Individual Treatment Plan, a plan required for clients of the Division of Behavioral Health
<b>ITSD</b>	Information Technology Services Division
<b>LRE</b>	Least Restrictive Environment
<b>M &amp; R</b>	Maintenance and Repair - refers to capital improvement projects in state facilities
<b>MABSS</b>	Missouri Adaptive Behavior Scoring System
<b>MACDDS</b>	Missouri Association of County Developmental Disabilities Services

## COMMON MENTAL HEALTH DEFINITIONS, ABBREVIATIONS AND ACRONYMS

<b>MAPP</b>	Missouri Association of Public Purchasing
<b>MCB</b>	Missouri Credentialing Board
<b>MCCBH</b>	Missouri Coalition for Community Behavioral Healthcare
<b>MCD</b>	Missouri Commission for the Deaf
<b>MCFDS</b>	Missouri Consumer and Family Directed Supports
<b>MEIS</b>	MO HealthNet Eligibility Information System
<b>MH</b>	Mental Health
<b>MHA</b>	Mental Health Association
<b>MHAD</b>	Mental Health Awareness Day
<b>MHC</b>	Mental Health Center
<b>MHC</b>	Mental Health Commission
<b>MHCBW</b>	Missouri Home and Community-Based Waiver (DD)
<b>MHD</b>	MO HealthNet/Missouri's Medicaid program
<b>MHEF</b>	Mental Health Earnings Fund
<b>MHFA</b>	Mental Health First Aid
<b>MHP</b>	Mental Health Professional
<b>MHRCF</b>	Mental Health Residential Care Facility
<b>MI</b>	Mental Illness
<b>MI/DD</b>	Mentally Ill and Developmentally Disabled

## COMMON MENTAL HEALTH DEFINITIONS, ABBREVIATIONS AND ACRONYMS

<b>MIMH</b>	Missouri Institute of Mental Health (formerly MIP); part of the University of Missouri located in the Kohler Building at St. Louis Psychiatric Rehabilitation Center
<b>MLC</b>	Missouri Level of Care
<b>MMAC</b>	Missouri Medicaid Audit & Compliance
<b>MMHCN</b>	Missouri Mental Health Consumer Network
<b>MOACT</b>	Missouri Association of Community Task Forces
<b>MOAIDD</b>	Missouri Advocates for Individuals with Developmental Disabilities
<b>MOCABI</b>	Missouri Critical Adaptive Behaviors Inventory
<b>MOCAMI</b>	Missouri Coalition of the Alliances for the Mentally Ill
<b>MOCDD</b>	Missouri Children with Developmental Disabilities Waiver
<b>MOPAS</b>	Missouri Protection and Advocacy Services
<b>MO-SPAN</b>	Missouri Statewide Parent Advisory Network – Federally funded statewide network for children with severe emotional disturbance and their families.
<b>MOSERS</b>	Missouri State Employees' Retirement System
<b>MPC</b>	Missouri Planning Council -- the statewide advisory council for persons with developmental disabilities
<b>MSE</b>	Mental Status Exam
<b>MSLPC</b>	Metropolitan St. Louis Psychiatric Center (newly named St. Louis Forensic Treatment Center – North)
<b>MW</b>	MO HealthNet Waiver
<b>NADDC</b>	National Association of Developmental Disabilities Councils

## COMMON MENTAL HEALTH DEFINITIONS, ABBREVIATIONS AND ACRONYMS

<b>NAFS</b>	Non-appropriated Fund System
<b>NAMI</b>	National Alliance for the Mentally Ill
<b>NAMI of Missouri</b>	Missouri Coalition of the Alliances for the Mentally Ill
<b>NASADAD</b>	National Association of State Alcohol and Drug Abuse Directors
<b>NASDDDS</b>	National Association of State Directors of Developmental Disabilities
<b>NASMHPD</b>	National Association of State Mental Health Program Directors
<b>NCS</b>	Northwest Community Services
<b>NF</b>	Nursing Facility
<b>NGRI</b>	Not Guilty by Reason of Mental Disease or Defect
<b>NHR</b>	Nursing Home Reform
<b>NIAAA</b>	National Institute of Alcoholism and Alcohol Abuse
<b>NIDA</b>	National Institute on Drug Abuse
<b>NIGP</b>	National Institute of Governmental Purchasing, Inc.
<b>NIMH</b>	National Institute of Mental Health
<b>NMPRC</b>	Northwest Psychiatric Rehabilitation Center in St. Joseph
<b>NPN</b>	National Prevention Network
<b>OA</b>	Office of Administration
<b>OIS</b>	Office of Information Systems
<b>OJT</b>	On-the-Job Training

## COMMON MENTAL HEALTH DEFINITIONS, ABBREVIATIONS AND ACRONYMS

<b>OPMR</b>	Operational Maintenance and Repair funds
<b>PAB</b>	Personnel Advisory Board
<b>PGH</b>	Psychiatric Group Home
<b>P.L. 94-142</b>	Education for all Handicapped Children Act of 1975
<b>POS</b>	Purchase of Service System -- contracts with community vendors for providing services to DMH clients
<b>PPS</b>	Prospective Payment System
<b>PRC</b>	Professional Review Committee -- advises the Department Director about research
<b>PS</b>	Personal Services
<b>PSD</b>	Program Specific Distribution
<b>PSR</b>	Psychosocial Rehabilitation Services
<b>PSRO</b>	Professional Standards Review Organization
<b>PTR</b>	Personnel Transaction Record
<b>QA</b>	Quality Assurance
<b>QAP</b>	Qualified Addiction Professional
<b>QDDP</b>	Qualified Developmental Disability Professional
<b>QMHP</b>	Qualified Mental Health Professional
<b>RAC</b>	Regional Advisory Council
<b>RCF</b>	Residential Care Facility -- licensed by the Departments of Social Services and Mental Health

## COMMON MENTAL HEALTH DEFINITIONS, ABBREVIATIONS AND ACRONYMS

<b>RCP</b>	Regional Community Placement
<b>RFI</b>	Request for Information
<b>RFP</b>	Request for Proposal
<b>RO</b>	Regional Office (DD facilities)
<b>RSMo</b>	Revised Statutes of Missouri
<b>RSS</b>	Recovery Support Services
<b>SA</b>	Service Area (replaces catchment area)
<b>SAC</b>	State Advisory Council
<b>SACCA</b>	State Advisory Council on Client Affairs -- advises the Department Director about client rights
<b>SAMHSA</b>	Substance Abuse and Mental Health Services Administration
<b>SAPT BG</b>	Substance Abuse Prevention and Treatment Block Grant (Federal)
<b>SATOP</b>	Substance Awareness Traffic Offender Program
<b>SB</b>	Senate Bill
<b>SBIRT</b>	Screening, Brief Intervention, Referral and Treatment
<b>SB 40</b>	Senate Bill 40 (county tax levy for services to persons with developmental disabilities)
<b>SB 40 BOARD</b>	Board which administers county property tax funds for services to the developmentally disabled
<b>SCL</b>	Supported Community Living
<b>SCS</b>	Senate Committee Substitute
<b>SED</b>	Serious Emotional Disturbances

## COMMON MENTAL HEALTH DEFINITIONS, ABBREVIATIONS AND ACRONYMS

<b>SEMO</b>	Southeast Missouri Mental Health Center
<b>SEMORS</b>	Southeast Missouri Residential Services
<b>SIB-R</b>	Scales of Independent Behavior – Revised
<b>SJR</b>	Senate Joint Resolution
<b>SLPRC</b>	St. Louis Psychiatric Rehabilitation Center (newly named St. Louis Forensic Treatment Center – South)
<b>SMI</b>	Serious Mental Illness
<b>SMMHC</b>	Southeast MO Mental Health Center
<b>SMT</b>	Standard Means Test
<b>SNF</b>	Skilled Nursing Facility
<b>SOCF</b>	State Operated Community Facilities
<b>SORTS</b>	Sex Offender Rehab and Treatment Services
<b>SPMI</b>	Serious and Persistent Mental Illness
<b>SS</b>	Senate Substitute
<b>SS</b>	Social Security
<b>SSA</b>	Social Security Administration
<b>SSBG</b>	Social Services Block Grant
<b>SSDI</b>	Social Security Disability Income
<b>SSI</b>	Supplemental Security Income benefits under Title XVI of the Social Security Act
<b>SSN</b>	Social Security Number

## COMMON MENTAL HEALTH DEFINITIONS, ABBREVIATIONS AND ACRONYMS

<b>SUD</b>	Substance Use Disorder
<b>SVP</b>	Sexual Violent Predator
<b>TANF</b>	Temporary Assistance for Needy Families
<b>TBI</b>	Traumatic Brain Injury
<b>TCM</b>	Targeted Case Management
<b>TITLE XVI SSI</b>	The Supplemental Security Income (SSI) Program under the Federal Social Security Act
<b>TITLE XVIII</b>	The Medicare Program under the Federal Social Security Act
<b>TITLE XIX</b>	The MO HealthNet Program under the Federal Social Security Act
<b>TITLE XX</b>	The Social Services program under the Federal Social Security Act
<b>TL</b>	Transitional Living (supervised living arrangement for patients after discharge from hospital)
<b>UAP</b>	University Affiliated Program
<b>UCPA</b>	United Cerebral Palsy Association
<b>UPL</b>	Upper Payment Limit
<b>VA</b>	Veterans Administration
<b>VBP</b>	Value Based Payment
<b>VIS</b>	Vendor Inventory System
<b>VR</b>	Vocational Rehabilitation
<b>YCP</b>	Youth Community Programs