

# **OFFICE OF ADMINISTRATION**

## **BUDGET REQUEST 2024**

**Kenneth J. Zellers, Commissioner  
Office of Administration**

TABLE OF CONTENTS  
**OFFICE OF ADMINISTRATION**  
FY 2024 Budget Submission Book 1

	<u>PAGE</u>		<u>PAGE</u>
<b>Department Information</b>		<b>Division of Information Technology Services (continued)</b>	
Department Overview	1	Core -- OA IT Core	176
Department Placemat	2	Core -- MDA IT Core	183
State Auditor Reports and Legislative Oversight Reports	3	Increase -- MDA Weights & Measures IT Funding	190
		Core -- DNR IT Core	194
<b>Flexibility Summary</b>		Core -- DED IT Core	201
Flexibility Summary Request	4	Increase -- DED Project Tomorrow	207
		Core -- DCI IT Core	211
<b>Commissioner's Office</b>		Increase -- DCI OPC Additional Authority	218
Core -- Commissioner's Office - Operating	6	Core -- DOLIR IT Core	221
Core -- Office of Equal Opportunity - Operating	14	Increase -- DOLIR ITSD- ARPA Fund Authority	229
Core -- Prescription Drug Monitoring Program (PDMP)	24	Core -- DPS IT Core	233
Increase -- PDMP Additional Authority	29	Increase -- Crime Victims Compensation System Modernization	241
Core -- Electronic Monitoring Pilot	34	Increase -- DPS Crime Victims Alert Portal	246
		Increase -- DPS MVC Veterans Homes Program	251
<b>Division of Accounting</b>		Core -- DOC IT Core	255
Core -- Accounting - Operating	39	Increase -- DOC IT Additional Authority	261
		Core -- DHSS IT Core	265
<b>Division of Budget and Planning</b>		Core -- DMH IT Core	272
Core -- B&P - Operating	56	Core -- DSS IT Core	278
Increase -- State Budget Continuity of Operations	63	Core -- Telecommunications/Network	297
Core -- Census Preparation & Support	75	Core -- eProcurement and State Technology Fund	302
		Core -- SAMII Replacement	307
<b>Division of Information Technology Services</b>		Increase -- ERP Replacement	312
Core -- ITSD - Operating	81	Core -- ERP Cost Allocation Transfer	325
Increase -- Capitol Wi-Fi	93		
Increase -- Cloud Interconnectivity Services	97	<b>Division of Personnel</b>	
Increase -- Cloud Monitoring & User Management	101	Core -- Personnel - Operating	335
Increase -- Enterprise Single Sign-On	105	Core -- Rewards & Recognition Program	356
Increase -- Software License Management	110	Core -- MO MoRE Program	363
Increase -- IT Operations Command Center & Applications	114		
Performance Monitoring			
		<b>Division of Purchasing</b>	
Increase -- Enterprise Architecture & Portfolio Management	119	Core -- Purchasing - Operating	370
Increase -- Network Resiliency & Operations	123	Increase -- HB2400 Staffing	376
Core -- DESE IT Core	140	Core -- Bid & Performance Bond Refunds	385
Core -- DHEWD IT Core	146		
Increase -- DHEWD- Core 42	154		
Increase -- Fast Track Administrative System	160		
Increase -- DHEWD Enhanced Data for Decision Making	165		
Core -- DOR IT Core	170		

*continued on next page*



TABLE OF CONTENTS  
**OFFICE OF ADMINISTRATION**  
 FY 2024 Budget Submission Book 2

	<u>PAGE</u>		<u>PAGE</u>
<b>Division of Facilities Management, Design &amp; Construction</b>		<b>Debt and Related Obligations</b>	
Core -- Governor's Mansion Donations	390	Core -- Board of Public Buildings Debt Service	646
Core -- Asset Management	395	Core -- Arbitrage/Refunding/Fees	651
Increase -- OA Essential Services	406	Core -- Lease/Purchase Debt Payments	656
Increase -- DMH FSH Biggs Operations	409	Core -- MDFB Historical Society Project	661
Increase -- OA Lab Campus Operations	412	Core -- Fulton State Hospital Bond Fund Transfer	666
Increase -- OA Rock Bridge Treatment Operations	415	Core -- Fulton State Hospital Bond Fund Payment	671
Core -- Missouri State Capitol Commission	425	Core -- Energy Conservation Debt Service	676
Core -- Facilities Management Services	430	Core -- Debt Management	681
		Core -- Convention/Sports-Bartle Hall	686
<b>Division of General Services</b>		Core -- Convention/Sports-Jackson County	691
Core -- General Services - Operating	435	Core -- Convention/Sports-Edward Jones Dome	696
Core -- Surplus Property/Recycling - Operating	477	Core -- DNR State Parks Bond Debt Service	701
Core -- Fixed Price Vehicle and Equipment Program	497		
Core -- Surplus Property - Recycling Transfer	506	<b>Administrative Disbursements</b>	
Core -- Surplus Property - Sale Proceeds & Transfer	511	Core -- CMIA and Other Federal Payments	711
Core -- State Property Preservation Fund Transfer	524	Increase -- CMIA Additional Authority	716
Core -- State Property Preservation Fund Payments	529	Core- Non-Entitlement Municipal District	723
Core -- Rebillable Expenses	534	Core -- Cash Flow Loans Transfers	728
Core -- Legal Expense Fund Transfer	539	Core -- Payback Cash Flow Loans	733
Core -- OA to Legal Expense Fund Transfer	544	Core -- Cash Flow Loan Interest Payment	738
Core -- Legal Expense Fund Payments	549	Core -- Budget Reserve Required Transfer	743
		Core -- Fund Corrections	748
<b>Assigned Programs</b>		Core -- Central Services Cost Allocation Plan	753
Core -- Administrative Hearing Commission	554	Core -- Statewide Dues Allocation	763
Core -- Office of Child Advocate	564	Core -- Flood Control Leases	768
Core -- Children's Trust Fund Operating	576	Core -- National Forest Reserves	774
Core -- Children's Trust Fund Program Distributions	582	Core -- Prosecutions-Crimes in Correctional Inst/Cap Cases	781
Increase -- CTF Additional Federal Authority	587	Core -- Regional Planning Commissions	788
Core -- CTF Community Based Grants	593	Core -- State Auditor Transition	793
Core -- CTF Infrastructure Grants	599		
Core -- Governor's Council on Disability	609	<b>Supplemental Requests</b>	
Core -- Missouri Public Entity Risk Management Program	618	PDMP Additional Federal Authority	798
Core -- Missouri Ethics Commission Operating	626	CMIA Additional Authority	803

## OFFICE OF ADMINISTRATION OVERVIEW

The Office of Administration (OA) is the state's service and administrative control agency. Created by the General Assembly on January 15, 1973, it combines and coordinates the central management functions of state government. OA's responsibilities were clarified and amended by the Omnibus State Reorganization Act of 1974.

The chief administrative officer is the Commissioner of Administration who is appointed by the Governor with the advice and consent of the Senate. The Commissioner appoints the directors of the divisions. OA is comprised of seven divisions, including: **Accounting-** maintains all financial records for state appropriations and funds, processes payments, controls production of warrants, and distributes checks; **Budget and Planning-** analyzes state government programs and provides recommendations and information to the Governor, General Assembly, and state agencies regarding fiscal and other policies; **Facilities Management, Design and Construction-** provides project management and construction administration for capital improvement projects; operates, maintains and manages state-owned office buildings and other structures, and is responsible for acquiring and managing leased space; **General Services-** provides agencies with a variety of support services such as printing, mail services, fleet management, vehicle maintenance, and administration of the legal expense fund and the state employee workers' compensation program; maintains responsibility for the statewide in-house recycling program; transfers and/or disposes of state agencies' surplus property to maximize state resources; and administers the Federal Surplus Property Program. **Information Technology Services-** manages state information technology resources; provides mainframe computer processing services through the State Data Center; manages the State's telecommunication services; and provides Internet services, and network support to all state agencies; **Personnel-** provides central human resource (HR) management programs and services to all executive branch departments in compliance with the State Personnel Law; and **Purchasing-** centralizes procurement to save money by purchasing supplies, materials, and services in larger quantities and encourages competitive bidding and awards on all contracts.

In addition, the Office of Equal Opportunity (OEO) is a program housed with the Office of Administration and has primary responsibility for assisting in the coordination and implementation of minority and women participation programs throughout all departments of the executive branch of state government.

A number of boards and commissions' budgets are also assigned to OA including: Administrative Hearing Commission; Office of Child Advocate; Children's Trust Fund; Governor's Council on Disability; Missouri Public Entity Risk Management (MOPERM); the Missouri Ethics Commission; and the Board of Fund Commissioners Public Debt (House Bill 1), which appears in a separate budget book entitled "Board of Fund Commissioners". Appropriations for state general obligation debt are appropriated to the Office of Administration in House Bill 1 and budget requests appear in a separate budget book entitled "Board of Fund Commissioners".

The Office of Administration also administers a number of debt and related debt obligations appropriations, various pass-through distributions from the federal government, and statutory payments and reimbursements to political subdivisions throughout the State.

Appropriations for all State employee benefits such as social security, retirement, and health insurance, are appropriated centrally to the Office of Administration in House Bill 5, budget requests for those benefits appear in a separate budget book entitled "Employee Benefits."



# Strategic Placemat – Our Top Priorities for FY23

## Office of Administration

FY23 – updated 8/19/2022

### VISION

*Excellent customer service, every time.*

### FOCUS AREAS

#### Team Member Focus

Recognize superior performance, provide opportunities for growth and engage our team members

#### Customer Focus

Provide quality solutions to enable our partner agencies to deliver impact to their customers

#### Culture of Excellence

Improve how we work by using standardized tools and training while promoting a culture of continuous improvement

#### Technology Solutions

Looking to the future, implement technology that will improve how we work and provide a better customer and team experience

### STRATEGIC INITIATIVES

#### 1A. Increase Focus on Quarterly Pulse Survey Data:



Use QPS data to unite around a shared vision, improve culture, and implement solutions.

#### 1B. Compensation Strategy:



Develop training on compensation best practices and propose legislation for annual salary adjustments.

#### 1C. Professional and Leadership Development Award (PLDA):



Develop and implement a \$7 million dollar statewide program to reward and support the top 10% team members to grow in their career to better serve customers.

#### 2A. Applications Assessment and Planning:

Complete an assessment of ITSD supported software applications to create a multi-year strategic roadmap.

#### 2B. Customer Experience Feedback Tool:



Develop and pilot a measurement system and process to gauge and respond to customer experiences with the State of Missouri.

#### 3A. Onboarding:



Design a framework so OA new hires have the best employee onboarding experience their first 90 days.

#### 3B. Call Center Optimization:

Convene a cross departmental call center working group to optimize data dashboards and call center practices.

#### 3C. D&I Journey:



Implement plans for the coming year that focus on creating a resilient workforce and strengthens our communities through increasing diversity and inclusion in OA.

#### 3D. FMDC Apprenticeship Program:

Examine the viability; develop and implement an FMDC apprenticeship program to address the needs in skilled trades talent development.

#### 4A. ERP Preparation:

Improve the quality of data stored in the State's accounting system to ensure effective implementation of new ERP system.

#### 4B. Establish Enterprise Architecture (EA) standards:

Design a new technology foundation to support enhanced user experience for citizens and team members.

#### 4C. Identity and Assess Management (IAM):

Implement IAM technology that will include single sign-on, multi-factor authentication, on and off boarding workflow, monitoring and compliance for all Active Directory agencies.

Directly tied to Quarterly Pulse Survey (QPS) Results

State Auditor's Reports, Oversight Evaluations, and Missouri Sunset Act Reports			
State Auditor's Office Reports:	Type of Report	Date Issued	Website
Administration Reemployment of State Retirees	State Auditor's Report	Mar-14	<a href="http://www.auditor.mo.gov/Press/2014021534215.pdf">http://www.auditor.mo.gov/Press/2014021534215.pdf</a>
Budget Reserve Fund	State Auditor's Report	Oct-19	<a href="https://app.auditor.mo.gov/Repository/Press/2019103746350.pdf">https://app.auditor.mo.gov/Repository/Press/2019103746350.pdf</a>
Children's Trust Fund Board	State Auditor's Report	Sep-19	<a href="https://app.auditor.mo.gov/Repository/Press/2019094494629.pdf">https://app.auditor.mo.gov/Repository/Press/2019094494629.pdf</a>
Comprehensive Annual Financial Report	State Auditor's Opinion	Dec-16	<a href="https://oa.mo.gov/sites/default/files/CAFR_2016_0.pdf">https://oa.mo.gov/sites/default/files/CAFR_2016_0.pdf</a>
Comprehensive Annual Financial Report	State Auditor's Opinion	Jan-16	<a href="http://oa.mo.gov/sites/default/files/CAFR_2015.pdf">http://oa.mo.gov/sites/default/files/CAFR_2015.pdf</a>
Comprehensive Annual Financial Report	State Auditor's Opinion	Jan-15	<a href="http://oa.mo.gov/sites/default/files/CAFR_2014.pdf">http://oa.mo.gov/sites/default/files/CAFR_2014.pdf</a>
Comprehensive Annual Financial Report	State Auditor's Opinion	Jan-14	<a href="http://oa.mo.gov/sites/default/files/CAFR_2013.pdf">http://oa.mo.gov/sites/default/files/CAFR_2013.pdf</a>
Contract License Offices Bidding and Procurement	State Auditor's Report	Jul-14	<a href="http://www.auditor.mo.gov/Press/2014049885459.pdf">http://www.auditor.mo.gov/Press/2014049885459.pdf</a>
Contract License Offices Bidding and Procurement	State Auditor's Report	Apr-12	<a href="https://app.auditor.mo.gov/Repository/Press/2012-28.pdf">https://app.auditor.mo.gov/Repository/Press/2012-28.pdf</a>
DESE Contract Review	State Auditor's Report	Aug-14	<a href="http://www.auditor.mo.gov/Press/2014059577992.pdf">http://www.auditor.mo.gov/Press/2014059577992.pdf</a>
Governor's Withholdings and Estimated Appropriations	State Auditor's Report	Sep-14	<a href="https://app.auditor.mo.gov/Repository/Press/2014070478124.pdf">https://app.auditor.mo.gov/Repository/Press/2014070478124.pdf</a>
Information Technology Consolidation	State Auditor's Report	Jul-12	<a href="https://app.auditor.mo.gov/Repository/Press/2012-73.pdf">https://app.auditor.mo.gov/Repository/Press/2012-73.pdf</a>
Office of Administration- ITSD Security Controls	State Auditor's Report	Mar-21	<a href="https://auditor.mo.gov/AuditReport/CitzSummary?id=871">https://auditor.mo.gov/AuditReport/CitzSummary?id=871</a>
Office of Administration-Division of FMDC	State Auditor's Report	Aug-16	<a href="http://app.auditor.mo.gov/Repository/Press/2016065675537.pdf">http://app.auditor.mo.gov/Repository/Press/2016065675537.pdf</a>
Office of Administration-Division of Purchasing and Materials Management	State Auditor's Report	Jul-15	<a href="http://app.auditor.mo.gov/Repository/Press/2015049591930.pdf">http://app.auditor.mo.gov/Repository/Press/2015049591930.pdf</a>
Missouri Accountability Portal	State Auditor's Report	Sep-19	<a href="https://app.auditor.mo.gov/Repository/Press/2019099440778.pdf">https://app.auditor.mo.gov/Repository/Press/2019099440778.pdf</a>
MissouriBUYs Statewide Procurement System	State Auditor's Report	Apr-18	<a href="https://app.auditor.mo.gov/AuditReports/CitzSummary.aspx?id=653">https://app.auditor.mo.gov/AuditReports/CitzSummary.aspx?id=653</a>
Procurement Card Program	State Auditor's Report	Oct-13	<a href="https://app.auditor.mo.gov/Repository/Press/2013-100.pdf">https://app.auditor.mo.gov/Repository/Press/2013-100.pdf</a>
Review of Article X	State Auditor's Report	Aug-22	<a href="https://auditor.mo.gov/AuditReport/ViewReport?report=2022051">https://auditor.mo.gov/AuditReport/ViewReport?report=2022051</a>
Review of Article X	State Auditor's Report	Jun-21	<a href="https://auditor.mo.gov/AuditReport/CitzSummary?id=883">https://auditor.mo.gov/AuditReport/CitzSummary?id=883</a>
Review of Article X	State Auditor's Report	Jun-20	<a href="https://app.auditor.mo.gov/Repository/Press/2020035217093.pdf">https://app.auditor.mo.gov/Repository/Press/2020035217093.pdf</a>
Review of Article X	State Auditor's Report	Jun-19	<a href="https://app.auditor.mo.gov/Repository/Press/2019047795363.pdf">https://app.auditor.mo.gov/Repository/Press/2019047795363.pdf</a>
Review of Article X	State Auditor's Report	Jun-18	<a href="https://app.auditor.mo.gov/AuditReports/CitzSummary.aspx?id=662">https://app.auditor.mo.gov/AuditReports/CitzSummary.aspx?id=662</a>
Review of Article X	State Auditor's Report	May-17	<a href="https://app.auditor.mo.gov/Repository/CitzSumm/2017033623332.pdf">https://app.auditor.mo.gov/Repository/CitzSumm/2017033623332.pdf</a>
Review of Article X	State Auditor's Report	Apr-16	<a href="http://app.auditor.mo.gov/Repository/Press/2016022799722.pdf">http://app.auditor.mo.gov/Repository/Press/2016022799722.pdf</a>
Review of Article X	State Auditor's Report	Apr-15	<a href="http://app.auditor.mo.gov/Repository/Press/2015022756773.pdf">http://app.auditor.mo.gov/Repository/Press/2015022756773.pdf</a>
Single Audit Act	State Auditor's Report	Mar-17	<a href="https://app.auditor.mo.gov/Repository/CitzSumm/2017018290343.pdf">https://app.auditor.mo.gov/Repository/CitzSumm/2017018290343.pdf</a>
Single Audit Act	State Auditor's Report	Mar-16	<a href="https://app.auditor.mo.gov/Repository/Press/2016016718198.pdf">https://app.auditor.mo.gov/Repository/Press/2016016718198.pdf</a>
Single Audit Act	State Auditor's Report	Mar-15	<a href="http://app.auditor.mo.gov/Repository/Press/2015014480075.pdf">http://app.auditor.mo.gov/Repository/Press/2015014480075.pdf</a>
State Agency for Surplus Property	State Auditor's Report	Jul-15	<a href="http://www.auditor.mo.gov/Repository/Press/2015049591930.pdf">http://www.auditor.mo.gov/Repository/Press/2015049591930.pdf</a>
State Budget Stress Test	State Auditor's Report	Feb-18	<a href="https://app.auditor.mo.gov/Repository/Press/2018007491503.pdf">https://app.auditor.mo.gov/Repository/Press/2018007491503.pdf</a>
State Legal Expense Fund (LEF)	State Auditor's Report	Sep-17	<a href="https://app.auditor.mo.gov/Repository/Press/2017098793156.pdf">https://app.auditor.mo.gov/Repository/Press/2017098793156.pdf</a>
Statewide Audit- OA	State Auditor's Report	Aug-22	<a href="#">OA Statewide Audits Summary Letter (mo.gov)</a>
Statewide Audit- OA	State Auditor's Report	Aug-21	<a href="https://auditor.mo.gov/AuditReport/ViewReport?report=2021066">https://auditor.mo.gov/AuditReport/ViewReport?report=2021066</a>
Statewide Accounting System Internal Controls	State Auditor's Report	Dec-19	<a href="https://app.auditor.mo.gov/Repository/Press/2019129948420.pdf">https://app.auditor.mo.gov/Repository/Press/2019129948420.pdf</a>
Statewide Accounting System Internal Controls	State Auditor's Report	Dec-16	<a href="http://app.auditor.mo.gov/Repository/Press/2016133785725.pdf">http://app.auditor.mo.gov/Repository/Press/2016133785725.pdf</a>
Statewide Survey of Public Employee Retirement Systems in Missouri	State Auditor's Report	Sep-14	<a href="http://www.auditor.mo.gov/Press/2014092829132.pdf">http://www.auditor.mo.gov/Press/2014092829132.pdf</a>
<b>Oversight Evaluations:</b>			
Certain Debt and Certain Non-State Debt	Oversight Report	Dec-21	<a href="#">Microsoft Word - 2021 Bond Report.docx (mo.gov)</a>
Certain Debt and Certain Non-State Debt	Oversight Report	Dec-20	<a href="https://oversight.lr.mo.gov/oversight/over20201/PDFs/2020BondReportFinal.pdf">https://oversight.lr.mo.gov/oversight/over20201/PDFs/2020BondReportFinal.pdf</a>
Certain Debt and Certain Non-State Debt	Oversight Report	Dec-19	<a href="https://legislativeoversight.mo.gov/oversight/over20191/PDFs/2019BondReportFinal.pdf">https://legislativeoversight.mo.gov/oversight/over20191/PDFs/2019BondReportFinal.pdf</a>
Certain Debt and Certain Non-State Debt	Oversight Report	Dec-18	<a href="https://www.legislativeoversight.mo.gov/oversight/over20181/PDFs/2018BondReportFinal.pdf">https://www.legislativeoversight.mo.gov/oversight/over20181/PDFs/2018BondReportFinal.pdf</a>
Certain Debt and Certain Non-State Debt	Oversight Report	Dec-17	<a href="http://www.moga.mo.gov/oversight/over20171/PDFs/2017BondReportFinal.pdf">http://www.moga.mo.gov/oversight/over20171/PDFs/2017BondReportFinal.pdf</a>
Certain Debt and Certain Non-State Debt	Oversight Report	Dec-16	<a href="http://www.moga.mo.gov/oversight/over20161/PDFs/2016BondReportFinal.pdf">http://www.moga.mo.gov/oversight/over20161/PDFs/2016BondReportFinal.pdf</a>
Certain Debt and Certain Non-State Debt	Oversight Report	Dec-15	<a href="http://www.moga.mo.gov/oversight/over20151/PDFs/ReportOfCertainDebt2015.pdf">http://www.moga.mo.gov/oversight/over20151/PDFs/ReportOfCertainDebt2015.pdf</a>
Review of Corrections and OA Food Service Contract	Program Evaluation	Jan-14 <sup>3</sup>	<a href="http://www.moga.mo.gov/oversight/over14/PDFs/REPORTDOCOAFOODSERVICECONTRACTSFINAL.pdf">http://www.moga.mo.gov/oversight/over14/PDFs/REPORTDOCOAFOODSERVICECONTRACTSFINAL.pdf</a>

**FY 2024**  
**Comprehensive List of Flexibility Requests**

DEPARTMENT:		Office of Administration						
						FLEXIBILITY		
HB	Approp	APPROP NAME	FUND	FUND TYPE	FLEX TYPE	FY 23 APPROP AMT	FY 23 TAFP	FY 24 Requested
Various	Various	OA COMMISSIONER'S OFFICE, OFFICE OF EQUAL OPPORTUNITY, ACCOUNTING, BUDGET & PLANNING, ITSD, PERSONNEL, PURCHASING, FMDC OPERATIONS, & GENERAL SERVICES	Various	Various	Flexibility between sections 5.005, 5.010, 5.015, 5.025, 5.030, 5.055, 5.065, 5.080, 5.095	Various as shown below	5%	5%
5.005	0123	OA COMMISSIONER'S OFFICE-PS	0101	GR	Flexibility between PS and E&E	\$855,321	5%	5%
5.005	2139	OA COMMISSIONER'S OFFICE-EE	0101	GR	Flexibility between PS and E&E	\$84,522	5%	5%
5.005	8906	PRES DRUG MONITORING PS-0101	0101	GR	Flexibility between PS and E&E	\$189,900	25%	25%
5.005	8907	PRES DRUG MONITORING E&E-0101	0101	GR	Flexibility between PS and E&E	\$1,935,652	25%	25%
5.005	3568	OFFICE EQUAL OPPORTUNITY-PS	0101	GR	Flexibility between PS and E&E	\$386,080	25%	25%
5.005	3571	OFFICE EQUAL OPPORTUNITY-EE	0101	GR	Flexibility between PS and E&E	\$85,758	25%	25%
5.010	0154	ACCOUNTING PS	0101	GR	Flexibility between PS and E&E	\$3,392,007	5%	25%
5.010	0157	ACCOUNTING EE	0101	GR	Flexibility between PS and E&E	\$132,436	5%	25%
5.010	7156	ERP IMPLEMENTATION PS	0101	GR	Flexibility between PS and E&E	\$3,643,278	5%	25%
5.010	7157	ERP IMPLEMENTATION E&E	0101	GR	Flexibility between PS and E&E	\$86,474	5%	25%
5.015	3434	BUDGET & PLANNING PS	0101	GR	Flexibility between PS and E&E	\$2,062,605	15%	15%
5.015	2140	BUDGET & PLANNING EE	0101	GR	Flexibility between PS and E&E	\$71,473	15%	15%
5.015	5013	CENSUS PREPARATION PS-0101	0101	GR	Flexibility between PS and E&E	\$238,844	100%	100%
5.015	5063	CENSUS PREPARATION E&E-0101	0101	GR	Flexibility between PS and E&E	\$330,066	100%	100%
5.025	VARIOUS	INFORMATION TECH SERVICES PS	VARIOUS	GR/FED/OTHER	Flexibility between PS and E&E and between section 5.025 and section 5.030	\$21,155,624	25%	25%
5.025	VARIOUS	INFORMATION TECH SERVICES EE	VARIOUS	GR/FED/OTHER	Flexibility between PS and E&E and between section 5.025 and section 5.030	\$71,733,082	25%	25%
5.030	VARIOUS	INFORMATION TECH SERVICES PS	VARIOUS	GR/FED/OTHER	Flexibility between PS and E&E and between section 5.025 and section 5.030	\$50,568,266	25%	25%
5.030	VARIOUS	INFORMATION TECH SERVICES EE	VARIOUS	GR/FED/OTHER	Flexibility between PS and E&E and between section 5.025 and section 5.030	\$207,167,092	25%	25%
5.055	VARIOUS	PERSONNEL PS	VARIOUS	GR/OTHER	Flexibility between PS and E&E	\$3,345,623	5%	5%
5.055	VARIOUS	PERSONNEL EE	VARIOUS	GR/OTHER	Flexibility between PS and E&E	\$1,768,587	5%	5%
5.065	0190	PURCHASING-PS	VARIOUS	GR/FED/OTHER	Flexibility between PS and E&E	\$2,303,791	5%	5%
5.065	0193	PURCHASING-EE	VARIOUS	GR/FED/OTHER	Flexibility between PS and E&E	\$77,371	5%	5%
5.080	2605	FMDC OPERATIONS-PS	0501	OTHER	Flexibility between PS and E&E	\$22,493,281	5%	5%
8.080	2148	FMDC OPERATIONS-EE	0501	OTHER	Flexibility between PS and E&E	\$34,669,996	5%	5%
5.095	4537 4538	DIV OF GENERAL SERVICES-PS	0101 0505	GR/OTHER	Flexibility between PS and E&E	\$4,562,705	5%	5%
5.095	4539 4540	DIV OF GENERAL SERVICES-EE	0101 0505	GR/OTHER	Flexibility between PS and E&E	\$1,194,278	5%	5%
5.155	VARIOUS	ADMIN HEARING COMMISSION-PS	0101 0818 0606	GR/OTHER	Flexibility between PS and E&E	\$1,318,512	20%	20%
5.155	VARIOUS	ADMIN HEARING COMMISSION-EE	0101 0818 0606	GR/OTHER	Flexibility between PS and E&E	\$145,379	20%	20%
5.160	6321 6323	OFFICE CHILD ADOVOCATE-PS	0101 0135	GR/FED	Flexibility between PS and E&E	\$372,979	5%	5%
5.160	6322 6324	OFFICE CHILD ADOVOCATE-EE	0101 0135	GR/FED	Flexibility between PS and E&E	\$23,210	5%	5%
5.165	9248/8371	CHILDREN'S TRUST FUND-PS	2445/0694	FED/OTHER	Flexibility between PS and E&E and between E&E and PSD	\$376,956	25%	25%

**FY 2024  
Comprehensive List of Flexibility Requests**

DEPARTMENT:		Office of Administration						
							FLEXIBILITY	
HB	Approp	APPROP NAME	FUND	FUND TYPE	FLEX TYPE	FY 23 APPROP AMT	FY 23 TAFP	FY 24 Requested
5.165	8372	CHILDREN'S TRUST FUND-EE	0694	OTHER	Flexibility between PS and E&E and between E&E and PSD	\$113,757	25%	25%
5.165	4998	CTF PROGRAMS E&E	0694	OTHER	Flexibility between PS and E&E and between E&E and PSD	\$1,150,000	25%	25%
5.165	5608	CTF PROGRAMS PSD	0694	OTHER	Flexibility between PS and E&E and between E&E and PSD	\$5,150,000	25%	25%
5.170	6880	GOV CNSL ON DISABILITY-PS	0101	GR	Flexibility between PS and E&E	\$204,936	5%	5%
5.170	6881	GOV CNSL ON DISABILITY-EE	0101	GR	Flexibility between PS and E&E	\$25,668	5%	5%
5.180	0827	MO ETHICS COMM-PS	0101	GR	Flexibility between PS and E&E	\$1,362,900	5%	5%
5.180	0127	MO ETHICS COMM-EE	0101	GR	Flexibility between PS and E&E	\$296,232	5%	5%
5.270	T571 T572	BDGT RESERVE REQUIRED TRF	0101 0100	GR/OTHER	Flexibility between sections 5.450, 5.470, & 5.520	\$31,858,625	25%	25%
5.300	0132	FLOOD CONTROL-0135	0135	FED	Flexibility between section 5.300 and 5.305	\$1,800,000	25%	25%
5.305	0133	NATIONAL FOREST-0135	0135	FED	Flexibility between section 5.300 and 5.305	\$6,500,000	25%	25%

## CORE DECISION ITEM

<b>Department</b>	<b>Office of Administration</b>	<b>Budget Unit</b>	<b>30203C</b>
<b>Division</b>	<b>Commissioner's Office</b>		
<b>Core</b>	<b>Operating</b>	<b>HB Section</b>	<b>5.005</b>

### 1. CORE FINANCIAL SUMMARY

FY 2024 Budget Request					FY 2024 Governor's Recommendation				
	GR	Federal	Other	Total		GR	Federal	Other	Total
PS	855,321	0	0	855,321	PS	0	0	0	0
EE	82,022		0	82,022	EE	0	0	0	0
PSD	0	0	0	0	PSD	0	0	0	0
TRF	0	0	0	0	TRF	0	0	0	0
<b>Total</b>	<b>937,343</b>	<b>0</b>	<b>0</b>	<b>937,343</b>	<b>Total</b>	<b>0</b>	<b>0</b>	<b>0</b>	<b>0</b>
<b>FTE</b>	<b>11.00</b>	<b>0.00</b>	<b>0.00</b>	<b>11.00</b>	<b>FTE</b>	<b>0.00</b>	<b>0.00</b>	<b>0.00</b>	<b>0.00</b>
<b>Est. Fringe</b>	<b>483,467</b>	<b>0</b>	<b>0</b>	<b>483,467</b>	<b>Est. Fringe</b>	<b>0</b>	<b>0</b>	<b>0</b>	<b>0</b>
<i>Note: Fringes budgeted in House Bill 5 except for certain fringes budgeted directly to MoDOT, Highway Patrol, and Conservation.</i>					<i>Note: Fringes budgeted in House Bill 5 except for certain fringes budgeted directly to MoDOT, Highway Patrol, and Conservation.</i>				

Other Funds:

Other Funds:

### 2. CORE DESCRIPTION

The Commissioner's Office provides centralized services to the department, including legislative and policy issue research and tracking, legal counsel, and budget preparation and tracking. The statewide Office of Equal Opportunity (OEO) as well as the newly created Prescription Drug Monitoring Program (PDMP) are also assigned to the Commissioner's Office. The core budgets for OEO & PDMP appear as separate requests.

### 3. PROGRAM LISTING (list programs included in this core funding)

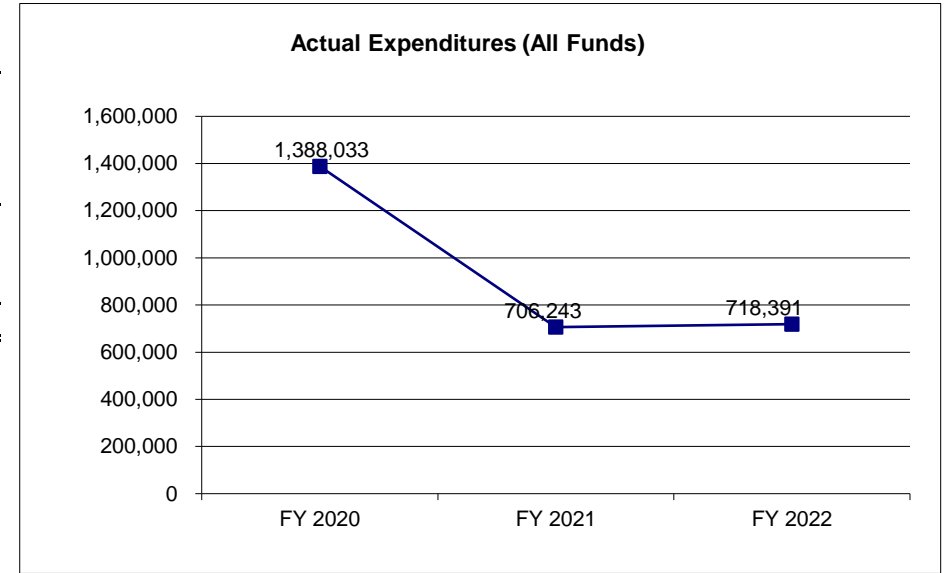
See OA Divisions' program listings.

# CORE DECISION ITEM

Department	Office of Administration	Budget Unit	30203C
Division	Commissioner's Office		
Core	Operating	HB Section	5.005

## 4. FINANCIAL HISTORY

	FY 2020 Actual	FY 2021 Actual	FY 2022 Actual	FY 2023 Current Yr.
Appropriation (All Funds)	1,740,207	1,251,967	811,642	939,843
Less Reverted (All Funds)	(44,707)	(37,559)	(22,720)	(28,196)
Less Restricted (All Funds)*	0	0	0	0
Budget Authority (All Funds)	1,695,500	1,214,408	788,922	911,647
Actual Expenditures (All Funds)	1,388,033	706,243	718,391	N/A
Unexpended (All Funds)	307,467	508,165	70,531	N/A
Unexpended, by Fund:				
General Revenue	182,467	508,165	70,531	N/A
Federal	125,000	0	0	N/A
Other	0	0	0	N/A



Reverted includes the statutory three-percent reserve amount (when applicable).

Restricted includes any Governor's Expenditure Restrictions which remained at the end of the fiscal year (when applicable).

### NOTES:



## CORE RECONCILIATION DETAIL

STATE  
COMMISSIONER'S OFFICE-OPER

### 5. CORE RECONCILIATION DETAIL

				Budget Class	FTE	GR	Federal	Other	Total	Explanation
<b>TAFP AFTER VETOES</b>										
				PS	13.00	1,045,221	0	0	1,045,221	
				EE	0.00	2,020,174	400,000	0	2,420,174	
				<b>Total</b>	<b>13.00</b>	<b>3,065,395</b>	<b>400,000</b>	<b>0</b>	<b>3,465,395</b>	
<b>DEPARTMENT CORE ADJUSTMENTS</b>										
1x Expenditures	33	2139	EE		0.00	(2,500)	0	0	(2,500)	Core Reduction of 1X expenditures included in the FY23 Operational Excellence Coordinator NDI.
1x Expenditures	34	8909	EE		0.00	0	(400,000)	0	(400,000)	Reduction of 1X expenditures included in the FY23 Prescription Drug Monitoring NDI.
1x Expenditures	34	8907	EE		0.00	(1,390,652)	0	0	(1,390,652)	Reduction of 1X expenditures included in the FY23 Prescription Drug Monitoring NDI.
Core Reallocation	1003	8906	PS		(2.00)	(189,900)	0	0	(189,900)	Reallocate PDMP funding to its own core section.
Core Reallocation	1003	8907	EE		0.00	(545,000)	0	0	(545,000)	Reallocate PDMP funding to its own core section.
<b>NET DEPARTMENT CHANGES</b>					<b>(2.00)</b>	<b>(2,128,052)</b>	<b>(400,000)</b>	<b>0</b>	<b>(2,528,052)</b>	
<b>DEPARTMENT CORE REQUEST</b>										
				PS	11.00	855,321	0	0	855,321	
				EE	0.00	82,022	0	0	82,022	
				<b>Total</b>	<b>11.00</b>	<b>937,343</b>	<b>0</b>	<b>0</b>	<b>937,343</b>	
<b>GOVERNOR'S RECOMMENDED CORE</b>										
				PS	11.00	855,321	0	0	855,321	

**CORE RECONCILIATION DETAIL**

**STATE**  
**COMMISSIONER'S OFFICE-OPER**

**5. CORE RECONCILIATION DETAIL**

	Budget Class	FTE	GR	Federal	Other	Total	Explanation
<b>GOVERNOR'S RECOMMENDED CORE</b>							
	EE	0.00	82,022	0	0	82,022	
	<b>Total</b>	<b>11.00</b>	<b>937,343</b>	<b>0</b>	<b>0</b>	<b>937,343</b>	

## DECISION ITEM SUMMARY

Budget Unit									
Decision Item	FY 2022	FY 2022	FY 2023	FY 2023	FY 2024	FY 2024	*****	*****	
Budget Object Summary	ACTUAL	ACTUAL	BUDGET	BUDGET	DEPT REQ	DEPT REQ	SECURED	SECURED	
Fund	DOLLAR	FTE	DOLLAR	FTE	DOLLAR	FTE	COLUMN	COLUMN	
<b>COMMISSIONER'S OFFICE-OPER</b>									
<b>CORE</b>									
PERSONAL SERVICES									
GENERAL REVENUE	638,567	7.40	1,045,221	13.00	855,321	11.00	0	0.00	
TOTAL - PS	638,567	7.40	1,045,221	13.00	855,321	11.00	0	0.00	
EXPENSE & EQUIPMENT									
GENERAL REVENUE	79,824	0.00	2,020,174	0.00	82,022	0.00	0	0.00	
OA-FEDERAL AND OTHER	0	0.00	400,000	0.00	0	0.00	0	0.00	
TOTAL - EE	79,824	0.00	2,420,174	0.00	82,022	0.00	0	0.00	
<b>TOTAL</b>	<b>718,391</b>	<b>7.40</b>	<b>3,465,395</b>	<b>13.00</b>	<b>937,343</b>	<b>11.00</b>	<b>0</b>	<b>0.00</b>	
<b>GRAND TOTAL</b>	<b>\$718,391</b>	<b>7.40</b>	<b>\$3,465,395</b>	<b>13.00</b>	<b>\$937,343</b>	<b>11.00</b>	<b>\$0</b>	<b>0.00</b>	

9/20/22 9:00

im\_disummary

## FLEXIBILITY REQUEST FORM

<b>BUDGET UNIT NUMBER:</b> 30203 <b>BUDGET UNIT NAME:</b> Commissioner's Office <b>HOUSE BILL SECTION:</b> 5.005	<b>DEPARTMENT:</b> Office of Administration <b>DIVISION:</b> Commissioner's Office
<b>1. Provide the amount by fund of personal service flexibility and the amount by fund of expense and equipment flexibility you are requesting in dollar and percentage terms and explain why the flexibility is needed. If flexibility is being requested among divisions, provide the amount by fund of flexibility you are requesting in dollar and percentage terms and explain why the flexibility is needed.</b>	
<b>DEPARTMENT REQUEST</b>	
PS/EE flexibility of 5% would allow the Commissioner's Office to effectively manage limited resources for the current fiscal year. 5% Flexibility is also requested between sections 5.005, 5.010, 5.015, 5.025, 5.030, 5.055, 5.065, 5.080, 5.095. This is the same request as approved in FY23.	
<b>2. Estimate how much flexibility will be used for the budget year. How much flexibility was used in the Prior Year Budget and the Current Year Budget? Please specify the amount.</b>	
<b>PRIOR YEAR ACTUAL AMOUNT OF FLEXIBILITY USED</b>	<b>CURRENT YEAR ESTIMATED AMOUNT OF FLEXIBILITY THAT WILL BE USED</b>
\$9,000	Unknown
Unknown	
<b>3. Please explain how flexibility was used in the prior and/or current years.</b>	
<b>PRIOR YEAR EXPLAIN ACTUAL USE</b>	<b>CURRENT YEAR EXPLAIN PLANNED USE</b>
Funding was flexed from The Commissioner's Office PS to E&E to cover end of year invoices.	Flexibility would be used to effectively manage resources as needed for PS or EE expenditures.

# DECISION ITEM DETAIL

Budget Unit	FY 2022	FY 2022	FY 2023	FY 2023	FY 2024	FY 2024	*****	*****
Decision Item	ACTUAL	ACTUAL	BUDGET	BUDGET	DEPT REQ	DEPT REQ	SECURED	SECURED
Budget Object Class	DOLLAR	FTE	DOLLAR	FTE	DOLLAR	FTE	COLUMN	COLUMN
<b>COMMISSIONER'S OFFICE-OPER</b>								
<b>CORE</b>								
STATE DEPARTMENT DIRECTOR	150,931	1.00	143,577	1.00	165,044	1.00	0	0.00
DESIGNATED PRINCIPAL ASST DEPT	67,199	1.00	66,572	1.00	73,681	1.00	0	0.00
PROGRAM MANAGER	8,333	0.08	0	0.00	0	0.00	0	0.00
LEGAL COUNSEL	0	0.00	84,400	1.00	0	0.00	0	0.00
CHIEF COUNSEL	128,830	0.98	150,466	1.00	121,325	1.00	0	0.00
DATA PROCESSOR TECHNICAL	525	0.02	0	0.00	0	0.00	0	0.00
SPECIAL ASST PROFESSIONAL	158,941	2.35	150,802	3.00	233,259	4.00	0	0.00
SPECIAL ASST OFFICE & CLERICAL	59,202	1.00	62,121	1.00	62,121	1.00	0	0.00
PRINCIPAL ASST BOARD/COMMISSON	0	0.00	105,500	1.00	0	0.00	0	0.00
ADMINISTRATIVE MANAGER	17,489	0.21	100,882	1.00	0	0.00	0	0.00
PRINCIPAL BUSINESS PROJECT MGR	0	0.00	0	0.00	84,400	1.00	0	0.00
SENIOR RESEARCH/DATA ANALYST	0	0.00	125,410	2.00	60,000	1.00	0	0.00
AGENCY BUDGET ANALYST	0	0.00	55,491	1.00	0	0.00	0	0.00
AGENCY BUDGET SENIOR ANALYST	47,117	0.76	0	0.00	55,491	1.00	0	0.00
<b>TOTAL - PS</b>	<b>638,567</b>	<b>7.40</b>	<b>1,045,221</b>	<b>13.00</b>	<b>855,321</b>	<b>11.00</b>	<b>0</b>	<b>0.00</b>
TRAVEL, IN-STATE	592	0.00	21,509	0.00	6,509	0.00	0	0.00
TRAVEL, OUT-OF-STATE	1,532	0.00	1,859	0.00	1,859	0.00	0	0.00
SUPPLIES	21,081	0.00	21,122	0.00	17,122	0.00	0	0.00
PROFESSIONAL DEVELOPMENT	18,030	0.00	9,037	0.00	8,037	0.00	0	0.00
COMMUNICATION SERV & SUPP	17,713	0.00	18,025	0.00	18,025	0.00	0	0.00
PROFESSIONAL SERVICES	10,981	0.00	2,327,522	0.00	11,870	0.00	0	0.00
M&R SERVICES	465	0.00	0	0.00	500	0.00	0	0.00
COMPUTER EQUIPMENT	0	0.00	9,500	0.00	7,000	0.00	0	0.00
OFFICE EQUIPMENT	3,165	0.00	4,500	0.00	4,000	0.00	0	0.00
OTHER EQUIPMENT	2,880	0.00	4,900	0.00	4,900	0.00	0	0.00
BUILDING LEASE PAYMENTS	0	0.00	400	0.00	400	0.00	0	0.00

# DECISION ITEM DETAIL

Budget Unit	FY 2022	FY 2022	FY 2023	FY 2023	FY 2024	FY 2024	*****	*****
Decision Item	ACTUAL	ACTUAL	BUDGET	BUDGET	DEPT REQ	DEPT REQ	SECURED	SECURED
Budget Object Class	DOLLAR	FTE	DOLLAR	FTE	DOLLAR	FTE	COLUMN	COLUMN
<b>COMMISSIONER'S OFFICE-OPER</b>								
<b>CORE</b>								
MISCELLANEOUS EXPENSES	3,385	0.00	1,800	0.00	1,800	0.00	0	0.00
<b>TOTAL - EE</b>	<b>79,824</b>	<b>0.00</b>	<b>2,420,174</b>	<b>0.00</b>	<b>82,022</b>	<b>0.00</b>	<b>0</b>	<b>0.00</b>
<b>GRAND TOTAL</b>	<b>\$718,391</b>	<b>7.40</b>	<b>\$3,465,395</b>	<b>13.00</b>	<b>\$937,343</b>	<b>11.00</b>	<b>\$0</b>	<b>0.00</b>
<b>GENERAL REVENUE</b>	<b>\$718,391</b>	<b>7.40</b>	<b>\$3,065,395</b>	<b>13.00</b>	<b>\$937,343</b>	<b>11.00</b>		<b>0.00</b>
<b>FEDERAL FUNDS</b>	<b>\$0</b>	<b>0.00</b>	<b>\$400,000</b>	<b>0.00</b>	<b>\$0</b>	<b>0.00</b>		<b>0.00</b>
<b>OTHER FUNDS</b>	<b>\$0</b>	<b>0.00</b>	<b>\$0</b>	<b>0.00</b>	<b>\$0</b>	<b>0.00</b>		<b>0.00</b>

## CORE DECISION ITEM

<b>Department: Office of Administration</b>	<b>Budget Unit</b> <u>30207C</u>
<b>Division: Commissioner's Office</b>	
<b>Core: Office of Equal Opportunity</b>	<b>HB Section</b> <u>5.005</u>

### 1. CORE FINANCIAL SUMMARY

FY 2024 Budget Request					FY 2024 Governor's Recommendation				
	GR	Federal	Other	Total		GR	Federal	Other	Total
PS	386,080	0	0	386,080	PS	0	0	0	0
EE	81,258	0	0	81,258	EE	0	0	0	0
PSD	0	0	0	0	PSD	0	0	0	0
TRF	0	0	0	0	TRF	0	0	0	0
<b>Total</b>	<b>467,338</b>	<b>0</b>	<b>0</b>	<b>467,338</b>	<b>Total</b>	<b>0</b>	<b>0</b>	<b>0</b>	<b>0</b>
<b>FTE</b>	<b>7.50</b>	<b>0.00</b>	<b>0.00</b>	<b>7.50</b>	<b>FTE</b>	<b>0.00</b>	<b>0.00</b>	<b>0.00</b>	<b>0.00</b>
<b>Est. Fringe</b>	<b>257,737</b>	<b>0</b>	<b>0</b>	<b>257,737</b>	<b>Est. Fringe</b>	<b>0</b>	<b>0</b>	<b>0</b>	<b>0</b>
<i>Note: Fringes budgeted in House Bill 5 except for certain fringes budgeted directly to MoDOT, Highway Patrol, and Conservation.</i>					<i>Note: Fringes budgeted in House Bill 5 except for certain fringes budgeted directly to MoDOT, Highway Patrol, and Conservation.</i>				

Other Funds: N/A

Other Funds:

### 2. CORE DESCRIPTION

The Office of Equal Opportunity is governed by Executive Order 10-24. The Director of OEO serves as the State Employment Opportunity (EEO) Officer. The OEO Director has the primary responsibility of assisting in the coordination and implementation of workforce diversity programs throughout all executive branch departments and for advising the Governor on issues regarding equal employment opportunity, workforce diversity, and efforts to administer workforce diversity action targets, and timetables for implementation throughout the department.

Additionally, the OEO Director serves as the State's Chief Compliance Officer for the executive branch, to ensure that the State is complying with all federal and state laws concerning equal employment opportunity and workforce diversity. OEO assists each department in developing a workforce diversity plan. Additionally, the OEO reviews progress reports of the departments to evaluate results and determine the course of future workforce diversity targets, timetables, recruiting, planning and implementation.

OEO submits a report to the Governor and the Commissioner of Administration annually, which summarizes the activities of each department and contains recommendations for additional programs that will help accomplish the goals of Executive Order 10-24. The Director of OEO has the primary responsibility for assisting in the coordination of affirmative action throughout all departments of the executive branch, including programs to increase M/WBE participation in contracting opportunities.

## CORE DECISION ITEM

**Department:** Office of Administration  
**Division:** Commissioner's Office  
**Core:** Office of Equal Opportunity

**Budget Unit** 30207C

**HB Section** 5.005

### 3. PROGRAM LISTING (list programs included in this core funding)

Office of Equal Opportunity

### 4. FINANCIAL HISTORY

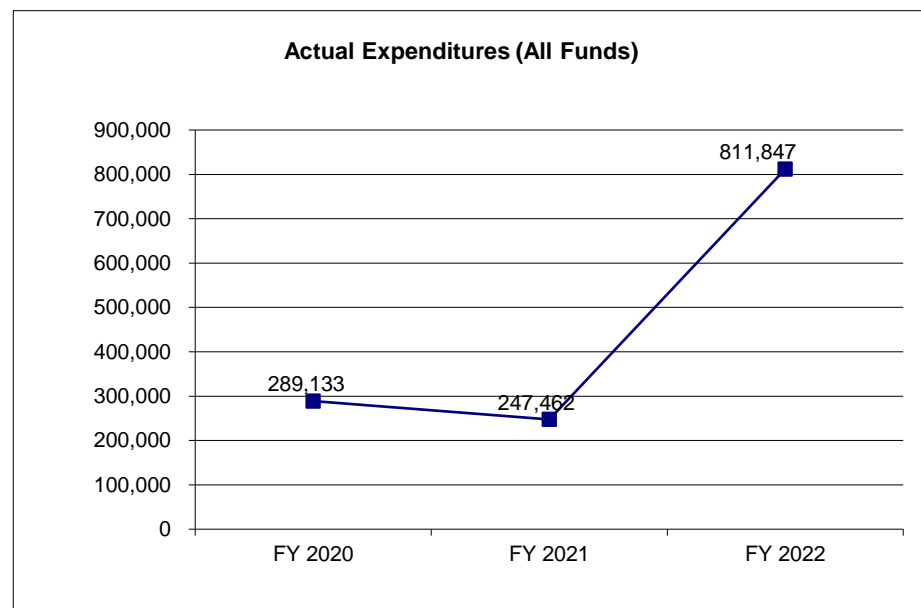
	FY 2020 Actual	FY 2021 Actual	FY 2022 Actual	FY 2023 Current Yr.
Appropriation (All Funds)	383,647	382,891	886,247	471,838
Less Reverted (All Funds)	(11,510)	(11,487)	(14,605)	(14,155)
Less Restricted (All Funds)*	0	0	0	0
Budget Authority (All Funds)	372,137	371,404	871,642	457,683
Actual Expenditures (All Funds)	289,133	247,462	811,847	N/A
Unexpended (All Funds)	83,004	123,942	59,795	N/A
Unexpended, by Fund:				
General Revenue	83,004	123,942	59,795	N/A
Federal	0	0	0	N/A
Other	0	0	0	N/A

\*Current Year restricted amount is as of \_\_\_\_\_.

Reverted includes the statutory three percent reserve amount (when applicable).

Restricted includes any Governor's expenditure restrictions which remained at the end of the fiscal year (when applicable).

#### NOTES:





## CORE RECONCILIATION DETAIL

STATE  
OFF EQUAL OPPORTUNITY

### 5. CORE RECONCILIATION DETAIL

				Budget Class	FTE	GR	Federal	Other	Total	Explanation
<b>TAFP AFTER VETOES</b>										
				PS	7.50	386,080	0	0	386,080	
				EE	0.00	85,758	0	0	85,758	
				<b>Total</b>	<b>7.50</b>	<b>471,838</b>	<b>0</b>	<b>0</b>	<b>471,838</b>	
<b>DEPARTMENT CORE ADJUSTMENTS</b>										
1x Expenditures	39	3571	EE		0.00	(4,500)	0	0	(4,500)	Reduction of 1X expenditures included in the OEO Data Analyst Research Staff NDI.
<b>NET DEPARTMENT CHANGES</b>					<b>0.00</b>	<b>(4,500)</b>	<b>0</b>	<b>0</b>	<b>(4,500)</b>	
<b>DEPARTMENT CORE REQUEST</b>										
				PS	7.50	386,080	0	0	386,080	
				EE	0.00	81,258	0	0	81,258	
				<b>Total</b>	<b>7.50</b>	<b>467,338</b>	<b>0</b>	<b>0</b>	<b>467,338</b>	
<b>GOVERNOR'S RECOMMENDED CORE</b>										
				PS	7.50	386,080	0	0	386,080	
				EE	0.00	81,258	0	0	81,258	
				<b>Total</b>	<b>7.50</b>	<b>467,338</b>	<b>0</b>	<b>0</b>	<b>467,338</b>	

## DECISION ITEM SUMMARY

Budget Unit								
Decision Item	FY 2022	FY 2022	FY 2023	FY 2023	FY 2024	FY 2024	*****	*****
Budget Object Summary	ACTUAL	ACTUAL	BUDGET	BUDGET	DEPT REQ	DEPT REQ	SECURED	SECURED
Fund	DOLLAR	FTE	DOLLAR	FTE	DOLLAR	FTE	COLUMN	COLUMN
<b>OFF EQUAL OPPORTUNITY</b>								
<b>CORE</b>								
PERSONAL SERVICES								
GENERAL REVENUE	271,604	5.20	386,080	7.50	386,080	7.50	0	0.00
TOTAL - PS	271,604	5.20	386,080	7.50	386,080	7.50	0	0.00
EXPENSE & EQUIPMENT								
GENERAL REVENUE	540,243	0.00	85,758	0.00	81,258	0.00	0	0.00
TOTAL - EE	540,243	0.00	85,758	0.00	81,258	0.00	0	0.00
<b>TOTAL</b>	<b>811,847</b>	<b>5.20</b>	<b>471,838</b>	<b>7.50</b>	<b>467,338</b>	<b>7.50</b>	<b>0</b>	<b>0.00</b>
<b>GRAND TOTAL</b>	<b>\$811,847</b>	<b>5.20</b>	<b>\$471,838</b>	<b>7.50</b>	<b>\$467,338</b>	<b>7.50</b>	<b>\$0</b>	<b>0.00</b>

9/20/22 9:00

im\_disummary

## FLEXIBILITY REQUEST FORM

<b>BUDGET UNIT NUMBER:</b> 30207 <b>BUDGET UNIT NAME:</b> Office of Equal Opportunity <b>HOUSE BILL SECTION:</b> 5.005	<b>DEPARTMENT:</b> Office of Administration <b>DIVISION:</b> Commissioner's Office
<b>1. Provide the amount by fund of personal service flexibility and the amount by fund of expense and equipment flexibility you are requesting in dollar and percentage terms and explain why the flexibility is needed. If flexibility is being requested among divisions, provide the amount by fund of flexibility you are requesting in dollar and percentage terms and explain why the flexibility is needed.</b>	
<b>DEPARTMENT REQUEST</b>	
PS/EE flexibility of 25% would allow the Office of Equal Opportunity to effectively manage limited resources for additional FTE or EE expenditures as needed for the current fiscal year. This is the same request as approved in FY23.	
<b>2. Estimate how much flexibility will be used for the budget year. How much flexibility was used in the Prior Year Budget and the Current Year Budget? Please specify the amount.</b>	
<b>PRIOR YEAR ACTUAL AMOUNT OF FLEXIBILITY USED</b>	<b>CURRENT YEAR ESTIMATED AMOUNT OF FLEXIBILITY THAT WILL BE USED</b>
\$0	Unknown
<b>BUDGET REQUEST ESTIMATED AMOUNT OF FLEXIBILITY THAT WILL BE USED</b>	
Unknown	
<b>3. Please explain how flexibility was used in the prior and/or current years.</b>	
<b>PRIOR YEAR EXPLAIN ACTUAL USE</b>	<b>CURRENT YEAR EXPLAIN PLANNED USE</b>
N/A	Flexibility would be used to effectively manage limited resources as needed for FTE or EE expenditures.

# DECISION ITEM DETAIL

Budget Unit	FY 2022	FY 2022	FY 2023	FY 2023	FY 2024	FY 2024	*****	*****
Decision Item	ACTUAL	ACTUAL	BUDGET	BUDGET	DEPT REQ	DEPT REQ	SECURED	SECURED
Budget Object Class	DOLLAR	FTE	DOLLAR	FTE	DOLLAR	FTE	COLUMN	COLUMN
<b>OFF EQUAL OPPORTUNITY</b>								
<b>CORE</b>								
DESIGNATED PRINCIPAL ASST DEPT	96,614	1.12	91,439	1.00	95,000	1.00	0	0.00
CLERK	0	0.00	192	0.00	192	0.00	0	0.00
MISCELLANEOUS TECHNICAL	0	0.00	1	0.00	1	0.00	0	0.00
SPECIAL ASST PROFESSIONAL	54,445	0.79	69,824	1.00	69,824	1.00	0	0.00
ADMIN SUPPORT ASSISTANT	20,203	0.72	33,112	1.00	30,000	1.00	0	0.00
PROGRAM ASSISTANT	20,471	0.68	32,748	1.00	32,299	1.00	0	0.00
PROGRAM SPECIALIST	79,871	1.89	88,441	2.00	88,441	2.00	0	0.00
SENIOR PROGRAM SPECIALIST	0	0.00	15,323	0.50	15,323	0.50	0	0.00
RESEARCH/DATA ANALYST	0	0.00	55,000	1.00	55,000	1.00	0	0.00
<b>TOTAL - PS</b>	<b>271,604</b>	<b>5.20</b>	<b>386,080</b>	<b>7.50</b>	<b>386,080</b>	<b>7.50</b>	<b>0</b>	<b>0.00</b>
TRAVEL, IN-STATE	14,507	0.00	11,703	0.00	14,703	0.00	0	0.00
TRAVEL, OUT-OF-STATE	1,839	0.00	0	0.00	2,000	0.00	0	0.00
SUPPLIES	1,260	0.00	7,012	0.00	7,012	0.00	0	0.00
PROFESSIONAL DEVELOPMENT	5,767	0.00	4,000	0.00	4,000	0.00	0	0.00
COMMUNICATION SERV & SUPP	7,068	0.00	7,000	0.00	7,000	0.00	0	0.00
PROFESSIONAL SERVICES	505,320	0.00	44,607	0.00	39,607	0.00	0	0.00
M&R SERVICES	704	0.00	1,350	0.00	1,350	0.00	0	0.00
COMPUTER EQUIPMENT	0	0.00	2,500	0.00	0	0.00	0	0.00
OFFICE EQUIPMENT	1,389	0.00	3,986	0.00	1,986	0.00	0	0.00
OTHER EQUIPMENT	2,389	0.00	1,000	0.00	1,000	0.00	0	0.00
BUILDING LEASE PAYMENTS	0	0.00	1,500	0.00	1,500	0.00	0	0.00
EQUIPMENT RENTALS & LEASES	0	0.00	100	0.00	100	0.00	0	0.00
MISCELLANEOUS EXPENSES	0	0.00	1,000	0.00	1,000	0.00	0	0.00
<b>TOTAL - EE</b>	<b>540,243</b>	<b>0.00</b>	<b>85,758</b>	<b>0.00</b>	<b>81,258</b>	<b>0.00</b>	<b>0</b>	<b>0.00</b>
<b>GRAND TOTAL</b>	<b>\$811,847</b>	<b>5.20</b>	<b>\$471,838</b>	<b>7.50</b>	<b>\$467,338</b>	<b>7.50</b>	<b>\$0</b>	<b>0.00</b>
<b>GENERAL REVENUE</b>	<b>\$811,847</b>	<b>5.20</b>	<b>\$471,838</b>	<b>7.50</b>	<b>\$467,338</b>	<b>7.50</b>		<b>0.00</b>
<b>FEDERAL FUNDS</b>	<b>\$0</b>	<b>0.00</b>	<b>\$0</b>	<b>0.00</b>	<b>\$0</b>	<b>0.00</b>		<b>0.00</b>
<b>OTHER FUNDS</b>	<b>\$0</b>	<b>0.00</b>	<b>\$0</b>	<b>0.00</b>	<b>\$0</b>	<b>0.00</b>		<b>0.00</b>

## PROGRAM DESCRIPTION

Department: Office of Administration

HB Section(s): 5.005

Program Name: Office of Equal Opportunity

Program is found in the following core budget(s): Office of Equal Opportunity

### 1a. What strategic priority does this program address?

The Office of Equal Opportunity (OEO) exists to promote a diversified workforce within state government, and to assist minorities and women with the platform to participate in the state of Missouri's procurement opportunities for various supplies, construction, equipment, and services. These programs are supported by robust outreach and engagement efforts and ensure compliance with all applicable laws.

### 1b. What does this program do?

#### **Workforce Diversity Program – OEO will assist and support state executive departments.**

- Support executive departments in their efforts to build a welcoming and inclusive environment that promotes the talent and skills of a diverse workforce.
- Maintain a diverse workforce through monitoring the creation and implementation of executive departments workforce diversity plans.
- Assist executive departments in developing and implementing strategies and programs designed to support the retention and success of our employees.

#### **Supplier Diversity Program – OEO:**

- Establishes the Minority and Women-owned Business Enterprises (M/WBEs) program that certifies businesses to participate in procurement opportunities in both public and private sectors.
- Maintain a directory of certified M/WBEs, while encouraging the utilization of these certified businesses by executive departments in state procurements.
- Develop and promote access to information, resources, and capital that will lead to contracting opportunities and assist in the growth of small business for economic impact.

#### **Outreach and Engagement - OEO**

- Supports Workforce Diversity and Supplier Diversity Programs through engagement with strategic stakeholders, partnership development, and MOUs.

### 2a. Provide an activity measure(s) for the program.

#### **Certification**

- M/WBE Certifications Completed
- Awarded M/WBE Prime contracts with the state
- Outreach and engagement events attended

#### **Workforce Diversity**

- Minorities and women represented in executive positions

**PROGRAM DESCRIPTION**

Department: Office of Administration

HB Section(s): 5.005

Program Name: Office of Equal Opportunity

Program is found in the following core budget(s): Office of Equal Opportunity

**2b. Provide a measure(s) of the program's quality.**

- M/WBE Customer Service Satisfaction Surveys regarding services provided.
- Average days to process certification applications.
- Number of minority and women applicants for state employment.

**2c. Provide a measure(s) of the program's impact.**

- Increase in utilization of M/WBE vendors in state procurement opportunities.
- Increase in the representation of minorities and women in executive positions and the workforce.

**2d. Provide a measure(s) of the program's efficiency.**

**(i) Certifications**

	<b>Total No. of Certification Applications Received</b>	<b>Standard</b>	<b>Rapid In-State</b>	<b>Rapid Out-of-State</b>
<b>2022</b>	<b>292</b>	<b>229</b>	<b>16</b>	<b>47</b>
<b>2021</b>	<b>306</b>	<b>237</b>	<b>23</b>	<b>46</b>
<b>2020</b>	<b>278</b>	<b>219</b>	<b>20</b>	<b>39</b>

	<b>Total number of Certified Vendors</b>	<b>MBE</b>	<b>WBE</b>	<b>M/WBE</b>
<b>2022</b>	<b>1457</b>	<b>374</b>	<b>761</b>	<b>229</b>
<b>2021</b>	<b>1579</b>	<b>415</b>	<b>851</b>	<b>313</b>
<b>2020</b>	<b>1399</b>	<b>365</b>	<b>792</b>	<b>242</b>

**(ii) Number of certified M/WBEs compared to other states (similar demographics)**

		<b>Missouri</b>	<b>Indiana</b>	<b>Tennessee</b>	<b>Wisconsin</b>
<b>Certified M/WBE Totals</b>	<b>2022</b>	<b>1457</b>	<b>1409</b>	<b>1552</b>	<b>1168</b>

## PROGRAM DESCRIPTION

Department: Office of Administration

HB Section(s): 5.005

Program Name: Office of Equal Opportunity

Program is found in the following core budget(s): Office of Equal Opportunity

### (iii) Workforce Diversity

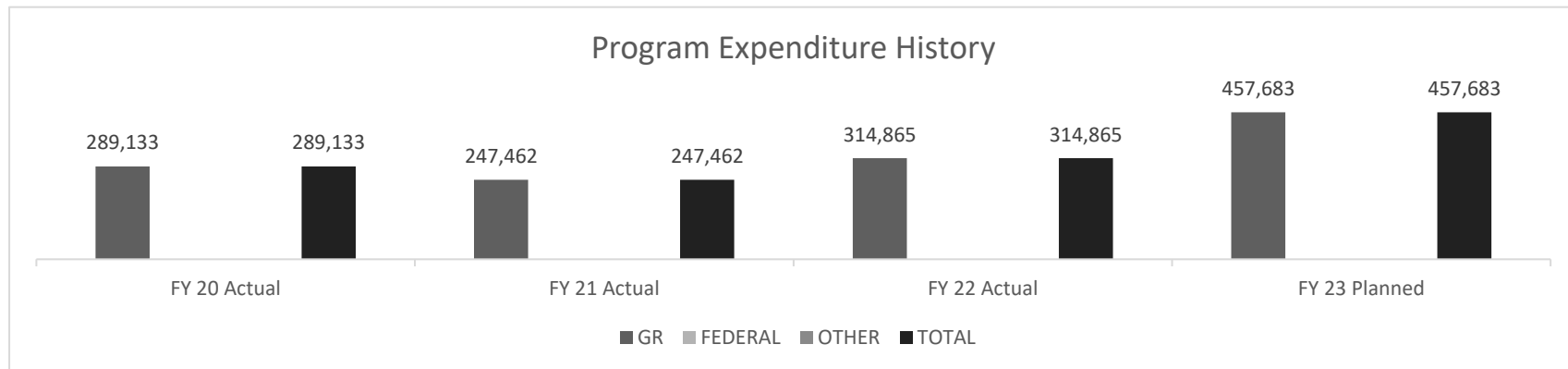
	FY22	FY21	FY20	Increase/Decrease 2020-2021	% Change 2021-2022
Total No. of Minorities in Executive Departments	Pending	14.74	14.65	0.09	0.61%
Total No. of Woman in Executive Departments	Pending	54.2	54.33	-0.13	-0.24%

### (iv) Outreach Events

	FY22	FY21*	FY20	Increase/Decrease 2020-2021	% Change 2021-2022
Total No. of Outreach Events	58	20*	30	38	65.50%

\*Impacted by COVID-19

3. Provide actual expenditures for the prior three fiscal years and planned expenditures for the current fiscal year. (*Note: Amounts do not include fringe benefit costs.*)



**PROGRAM DESCRIPTION**

**Department:** Office of Administration

**HB Section(s):** 5.005

**Program Name:** Office of Equal Opportunity

**Program is found in the following core budget(s):** Office of Equal Opportunity

**4. What are the sources of the "Other " funds?**

None

**5. What is the authorization for this program, i.e., federal or state statute, etc.? (Include the federal program number, if applicable.)**

Executive Order 15-06 and 10-24

**6. Are there federal matching requirements? If yes, please explain.**

No

**7. Is this a federally mandated program? If yes, please explain.**

No



## CORE DECISION ITEM

Department	Office of Administration	Budget Unit	30210C
Division	Commissioner's Office		
Core	Prescription Drug Monitoring Program	HB Section	5.005

### 1. CORE FINANCIAL SUMMARY

FY 2024 Budget Request					FY 2024 Governor's Recommendation				
	GR	Federal	Other	Total		GR	Federal	Other	Total
PS	189,900	0	0	189,900	PS	0	0	0	0
EE	545,000	0	0	545,000	EE	0	0	0	0
PSD	0	0	0	0	PSD	0	0	0	0
TRF	0	0	0	0	TRF	0	0	0	0
<b>Total</b>	<b>734,900</b>	<b>0</b>	<b>0</b>	<b>734,900</b>	<b>Total</b>	<b>0</b>	<b>0</b>	<b>0</b>	<b>0</b>
<b>FTE</b>	<b>2.00</b>	<b>0.00</b>	<b>0.00</b>	<b>2.00</b>	<b>FTE</b>	<b>0.00</b>	<b>0.00</b>	<b>0.00</b>	<b>0.00</b>
<b>Est. Fringe</b>	<b>100,448</b>	<b>0</b>	<b>0</b>	<b>100,448</b>	<b>Est. Fringe</b>	<b>0</b>	<b>0</b>	<b>0</b>	<b>0</b>
<i>Note: Fringes budgeted in House Bill 5 except for certain fringes budgeted directly to MoDOT, Highway Patrol, and Conservation.</i>					<i>Note: Fringes budgeted in House Bill 5 except for certain fringes budgeted directly to MoDOT, Highway Patrol, and Conservation.</i>				

Other Funds:

Other Funds:

### 2. CORE DESCRIPTION

The Prescription Drug Monitoring Program (PDMP) was established through new legislation during the 2021 regular session for the purpose of overseeing the collection and use of patient dispensation information for prescribed controlled substances. A newly created Prescription Drug Monitoring Task Force will oversee this program with technical, legal, and administrative support being provided by the Office of Administration. This program also requires the joint oversight task force to enter into a contract with a vendor through a competitive bid process for operation of the prescription drug monitoring program. The vendor shall be responsible for the collection and maintenance of patient dispensation information.

### 3. PROGRAM LISTING (list programs included in this core funding)

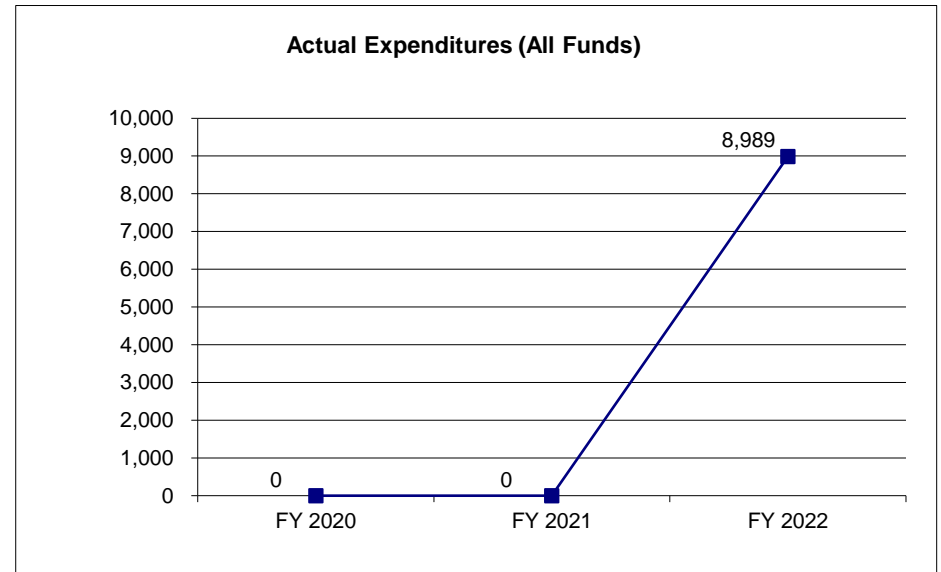
Prescription Drug Monitoring Program (PDMP)

# **CORE DECISION ITEM**

<b>Department</b>	<b>Office of Administration</b>	<b>Budget Unit</b>	<b>30210C</b>
<b>Division</b>	<b>Commissioner's Office</b>		
<b>Core</b>	<b>Prescription Drug Monitoring Program</b>	<b>HB Section</b>	<b>5.005</b>

## **4. FINANCIAL HISTORY**

	<b>FY 2020 Actual</b>	<b>FY 2021 Actual</b>	<b>FY 2022 Actual</b>	<b>FY 2023 Current Yr.</b>
Appropriation (All Funds)	0	0	54,288	2,525,552
Less Reverted (All Funds)	0	0	(1,629)	(63,767)
Less Restricted (All Funds)*	0	0	0	0
Budget Authority (All Funds)	0	0	52,659	2,461,785
Actual Expenditures (All Funds)	0	0	8,989	N/A
Unexpended (All Funds)	0	0	43,670	N/A
Unexpended, by Fund:				
General Revenue	0	0	43,670	N/A
Federal	0	0	0	N/A
Other	0	0	0	N/A



Reverted includes the statutory three-percent reserve amount (when applicable).

Restricted includes any Governor's Expenditure Restrictions which remained at the end of the fiscal year (when applicable).

## **NOTES:**

## CORE RECONCILIATION DETAIL

STATE  
PRES DRUG MONITORING

### 5. CORE RECONCILIATION DETAIL

		Budget Class	FTE	GR	Federal	Other	Total	Explanation
<b>DEPARTMENT CORE ADJUSTMENTS</b>								
Core Reallocation	1004 2919	PS	2.00	189,900	0	0	189,900	Reallocate PDMP funding to its own section.
Core Reallocation	1004 2931	EE	0.00	545,000	0	0	545,000	Reallocate PDMP funding to its own section.
<b>NET DEPARTMENT CHANGES</b>			<b>2.00</b>	<b>734,900</b>	<b>0</b>	<b>0</b>	<b>734,900</b>	
<b>DEPARTMENT CORE REQUEST</b>								
		PS	2.00	189,900	0	0	189,900	
		EE	0.00	545,000	0	0	545,000	
		<b>Total</b>	<b>2.00</b>	<b>734,900</b>	<b>0</b>	<b>0</b>	<b>734,900</b>	
<b>GOVERNOR'S RECOMMENDED CORE</b>								
		PS	2.00	189,900	0	0	189,900	
		EE	0.00	545,000	0	0	545,000	
		<b>Total</b>	<b>2.00</b>	<b>734,900</b>	<b>0</b>	<b>0</b>	<b>734,900</b>	

## DECISION ITEM SUMMARY

Budget Unit									
Decision Item	FY 2022	FY 2022	FY 2023	FY 2023	FY 2024	FY 2024	*****	*****	
Budget Object Summary	ACTUAL	ACTUAL	BUDGET	BUDGET	DEPT REQ	DEPT REQ	SECURED	SECURED	
Fund	DOLLAR	FTE	DOLLAR	FTE	DOLLAR	FTE	COLUMN	COLUMN	
<b>PRES DRUG MONITORING</b>									
<b>CORE</b>									
PERSONAL SERVICES									
GENERAL REVENUE	0	0.00	0	0.00	189,900	2.00	0	0.00	
TOTAL - PS	0	0.00	0	0.00	189,900	2.00	0	0.00	
EXPENSE & EQUIPMENT									
GENERAL REVENUE	0	0.00	0	0.00	545,000	0.00	0	0.00	
TOTAL - EE	0	0.00	0	0.00	545,000	0.00	0	0.00	
<b>TOTAL</b>	<b>0</b>	<b>0.00</b>	<b>0</b>	<b>0.00</b>	<b>734,900</b>	<b>2.00</b>	<b>0</b>	<b>0.00</b>	
<b>PDMP Additional Authority - 1300012</b>									
PERSONAL SERVICES									
GENERAL REVENUE	0	0.00	0	0.00	40,000	1.00	0	0.00	
TOTAL - PS	0	0.00	0	0.00	40,000	1.00	0	0.00	
EXPENSE & EQUIPMENT									
GENERAL REVENUE	0	0.00	0	0.00	1,390,652	0.00	0	0.00	
OA-FEDERAL AND OTHER	0	0.00	0	0.00	1,400,000	0.00	0	0.00	
TOTAL - EE	0	0.00	0	0.00	2,790,652	0.00	0	0.00	
<b>TOTAL</b>	<b>0</b>	<b>0.00</b>	<b>0</b>	<b>0.00</b>	<b>2,830,652</b>	<b>1.00</b>	<b>0</b>	<b>0.00</b>	
<b>GRAND TOTAL</b>	<b>\$0</b>	<b>0.00</b>	<b>\$0</b>	<b>0.00</b>	<b>\$3,565,552</b>	<b>3.00</b>	<b>\$0</b>	<b>0.00</b>	

9/23/22 13:57

im\_disummary

# DECISION ITEM DETAIL

Budget Unit	FY 2022	FY 2022	FY 2023	FY 2023	FY 2024	FY 2024	*****	*****
Decision Item	ACTUAL	ACTUAL	BUDGET	BUDGET	DEPT REQ	DEPT REQ	SECURED	SECURED
Budget Object Class	DOLLAR	FTE	DOLLAR	FTE	DOLLAR	FTE	COLUMN	COLUMN
<b>PRES DRUG MONITORING</b>								
<b>CORE</b>								
PROGRAM MANAGER	0	0.00	0	0.00	105,500	1.00	0	0.00
LEGAL COUNSEL	0	0.00	0	0.00	84,400	1.00	0	0.00
<b>TOTAL - PS</b>	<b>0</b>	<b>0.00</b>	<b>0</b>	<b>0.00</b>	<b>189,900</b>	<b>2.00</b>	<b>0</b>	<b>0.00</b>
TRAVEL, IN-STATE	0	0.00	0	0.00	15,000	0.00	0	0.00
SUPPLIES	0	0.00	0	0.00	2,000	0.00	0	0.00
PROFESSIONAL DEVELOPMENT	0	0.00	0	0.00	1,000	0.00	0	0.00
COMMUNICATION SERV & SUPP	0	0.00	0	0.00	500	0.00	0	0.00
PROFESSIONAL SERVICES	0	0.00	0	0.00	525,000	0.00	0	0.00
OFFICE EQUIPMENT	0	0.00	0	0.00	500	0.00	0	0.00
OTHER EQUIPMENT	0	0.00	0	0.00	500	0.00	0	0.00
MISCELLANEOUS EXPENSES	0	0.00	0	0.00	500	0.00	0	0.00
<b>TOTAL - EE</b>	<b>0</b>	<b>0.00</b>	<b>0</b>	<b>0.00</b>	<b>545,000</b>	<b>0.00</b>	<b>0</b>	<b>0.00</b>
<b>GRAND TOTAL</b>	<b>\$0</b>	<b>0.00</b>	<b>\$0</b>	<b>0.00</b>	<b>\$734,900</b>	<b>2.00</b>	<b>\$0</b>	<b>0.00</b>
<b>GENERAL REVENUE</b>	<b>\$0</b>	<b>0.00</b>	<b>\$0</b>	<b>0.00</b>	<b>\$734,900</b>	<b>2.00</b>		<b>0.00</b>
<b>FEDERAL FUNDS</b>	<b>\$0</b>	<b>0.00</b>	<b>\$0</b>	<b>0.00</b>	<b>\$0</b>	<b>0.00</b>		<b>0.00</b>
<b>OTHER FUNDS</b>	<b>\$0</b>	<b>0.00</b>	<b>\$0</b>	<b>0.00</b>	<b>\$0</b>	<b>0.00</b>		<b>0.00</b>

**NEW DECISION ITEM**  
**RANK:** \_\_\_\_\_ **OF** \_\_\_\_\_

<b>Department</b>	<b>Office of Administration</b>	<b>Budget Unit</b>	<b>30203C</b>
<b>Division</b>	<b>Prescription Drug Monitoring</b>		
<b>DI Name</b>	<b>PDMP Additional Authority</b>	<b>DI# 1300012</b>	<b>HB Section</b>
			<b>5.005</b>

**1. AMOUNT OF REQUEST**

	FY 2024 Budget Request			
	GR	Federal	Other	Total
<b>PS</b>	40,000	0	0	40,000
<b>EE</b>	1,390,652	1,400,000	0	2,790,652
<b>PSD</b>	0	0	0	0
<b>TRF</b>	0	0	0	0
<b>Total</b>	<b>1,430,652</b>	<b>1,400,000</b>	<b>0</b>	<b>2,830,652</b>

**FTE**                      **1.00**              **0.00**              **0.00**              **1.00**

<b>Est. Fringe</b>	30,178	0	0	30,178
--------------------	--------	---	---	--------

*Note: Fringes budgeted in House Bill 5 except for certain fringes budgeted directly to MoDOT, Highway Patrol, and Conservation.*

Other Funds:

Non-Counts:

**2. THIS REQUEST CAN BE CATEGORIZED AS:**

<input type="checkbox"/> New Legislation	<input type="checkbox"/> New Program	<input type="checkbox"/> Fund Switch
<input type="checkbox"/> Federal Mandate	<input type="checkbox"/> Program Expansion	<input checked="" type="checkbox"/> Cost to Continue
<input type="checkbox"/> GR Pick-Up	<input type="checkbox"/> Space Request	<input type="checkbox"/> Equipment Replacement
<input type="checkbox"/> Pay Plan	<input type="checkbox"/> Other: _____	

**3. WHY IS THIS FUNDING NEEDED? PROVIDE AN EXPLANATION FOR ITEMS CHECKED IN #2. INCLUDE THE FEDERAL OR STATE STATUTORY OR CONSTITUTIONAL AUTHORIZATION FOR THIS PROGRAM.**

In FY23, a portion of the funding budgeted for Prescription Drug Monitoring was budgeted as one-time funding to cover start up costs for the program. Due to the uncertainty of the timing for awarding the contract to a vendor, this authority is being requested again in FY24. The Prescription Drug Monitoring Program also recently received notice that additional federal funding may be available to cover start up costs. Additional federal authority is being requested for PDMP in a FY23 supplemental NDI. As the timing for receiving and expending all of the available funding is currently uncertain, additional federal authority is being requested in FY24 to allow federal funding to offset a portion of these costs if it cannot be fully expended in FY23.

An Administrative Support Professional position is also being requested to help support the office when the program is up and running including answering calls, training, helping providers register in the system, resetting passwords etc.

**NEW DECISION ITEM**  
**RANK:** \_\_\_\_\_ **OF** \_\_\_\_\_

<b>Department</b>	<b>Office of Administration</b>	<b>Budget Unit</b>	<b>30203C</b>
<b>Division</b>	<b>Prescription Drug Monitoring</b>		
<b>DI Name</b>	<b>PDMP Additional Authority</b>	<b>DI# 1300012</b>	<b>HB Section</b>
			<b>5.005</b>

**4. DESCRIBE THE DETAILED ASSUMPTIONS USED TO DERIVE THE SPECIFIC REQUESTED AMOUNT. (How did you determine that the requested number of FTE were appropriate? From what source or standard did you derive the requested levels of funding? Were alternatives such as outsourcing or automation considered? If based on new legislation, does request tie to TAFP fiscal note? If not, explain why. Detail which portions of the request are one-times and how those amounts were calculated.)**

There are custom off the shelf solutions that are utilized by other surrounding states with an estimated cost of \$1,390,652 for initially setting up the database. \$1,400,000 in additional federal authority is being requested to allow the PDMP to expend federal grant funding that may be available to support start up costs for the program. Funding for an Administrative Support Professional position is also being requested to help support the office when the program is up and running including answering calls, training, helping providers register in the system, resetting passwords etc.

**5. BREAK DOWN THE REQUEST BY BUDGET OBJECT CLASS, JOB CLASS, AND FUND SOURCE. IDENTIFY ONE-TIME COSTS.**

	Dept Req	Dept Req	Dept Req	Dept Req	Dept Req	Dept Req	Dept Req	Dept Req	Dept Req
		GR	FED						One-Time
<b>Budget Object Class/Job Class</b>	<b>GR DOLLARS</b>	<b>FTE</b>	<b>DOLLAR S</b>	<b>FTE</b>	<b>DOLLARS</b>	<b>FTE</b>	<b>DOLLARS</b>	<b>FTE</b>	<b>DOLLAR S</b>
Administrative Support Professional	40,000	1.0					40,000	1.0	
<b>Total PS</b>	<b>40,000</b>	<b>1.0</b>	<b>0</b>	<b>0.0</b>	<b>0</b>	<b>0.0</b>	<b>40,000</b>	<b>1.0</b>	<b>0</b>
Professional Services	1,390,652		1,400,000				2,790,652		2,790,652
<b>Total EE</b>	<b>1,390,652</b>		<b>1,400,000</b>				<b>2,790,652</b>		<b>2,790,652</b>
<b>Total PSD</b>	<b>0</b>		<b>0</b>				<b>0</b>		<b>0</b>
<b>Total TRF</b>	<b>0</b>		<b>0</b>				<b>0</b>		<b>0</b>
<b>Grand Total</b>	<b>1,430,652</b>	<b>1.0</b>	<b>1,400,000</b>	<b>0.0</b>	<b>0</b>	<b>0.0</b>	<b>2,830,652</b>	<b>1.0</b>	<b>2,790,652</b>

**NEW DECISION ITEM**  
**RANK:** \_\_\_\_\_ **OF** \_\_\_\_\_

<b>Department</b>	<b>Office of Administration</b>	<b>Budget Unit</b>	<b>30203C</b>
<b>Division</b>	<b>Prescription Drug Monitoring</b>		
<b>DI Name</b>	<b>PDMP Additional Authority</b>	<b>DI#</b>	<b>1300012</b>
		<b>HB Section</b>	<b>5.005</b>

**6. PERFORMANCE MEASURES (If new decision item has an associated core, separately identify projected performance with & without additional funding.)**

**6a. Provide an activity measure(s) for the program.**

Number of scheduled II, III, or IV controlled substances prescribed in Missouri.

Number of required dispensers reporting dispensation information.

Number of authorized users reviewing the PDMP.

**6b. Provide a measure(s) of the program's quality.**

Positive feedback from authorized users.

Feedback indicating change in prescribing practice.

Feedback indicating potentially dangerous prescriptions were stopped before being dispensed.

**6c. Provide a measure(s) of the program's impact.**

Reduction in the total number of opioid prescriptions.

Decrease in the amount of drugs available for diversion.

Reduction in overdose deaths from prescribed opioid prescription medication.

**6d. Provide a measure(s) of the program's efficiency.**

Integration eliminates time logging into and out of systems.

Real time data submission eliminates the potential for missed prescription information.



**NEW DECISION ITEM**  
**RANK:** \_\_\_\_\_ **OF** \_\_\_\_\_

<b>Department</b>	<b>Office of Administration</b>	<b>Budget Unit</b>	<b>30203C</b>
<b>Division</b>	<b>Prescription Drug Monitoring</b>		
<b>DI Name</b>	<b>PDMP Additional Authority</b>	<b>DI# 1300012</b>	<b>HB Section</b>
			<b>5.005</b>

**7. STRATEGIES TO ACHIEVE THE PERFORMANCE MEASUREMENT TARGETS:**

Implementation of the PDMP will allow these target outcomes to be realized. Implementation will include educating dispensers and providers on the requirements found in 195.600, RSMo. while also revealing to them how to be compliant with state law. Registered users of the system will be educated on the information and reports available from the PDMP and be encouraged to review the data before making prescriptive decisions involving schedule II, III, or IV controlled substances.

# DECISION ITEM DETAIL

Budget Unit	FY 2022	FY 2022	FY 2023	FY 2023	FY 2024	FY 2024	*****	*****
Decision Item	ACTUAL	ACTUAL	BUDGET	BUDGET	DEPT REQ	DEPT REQ	SECURED	SECURED
Budget Object Class	DOLLAR	FTE	DOLLAR	FTE	DOLLAR	FTE	COLUMN	COLUMN
<b>PRES DRUG MONITORING</b>								
<b>PDMP Additional Authority - 1300012</b>								
ADMIN SUPPORT PROFESSIONAL	0	0.00	0	0.00	40,000	1.00	0	0.00
<b>TOTAL - PS</b>	<b>0</b>	<b>0.00</b>	<b>0</b>	<b>0.00</b>	<b>40,000</b>	<b>1.00</b>	<b>0</b>	<b>0.00</b>
PROFESSIONAL SERVICES	0	0.00	0	0.00	2,790,652	0.00	0	0.00
<b>TOTAL - EE</b>	<b>0</b>	<b>0.00</b>	<b>0</b>	<b>0.00</b>	<b>2,790,652</b>	<b>0.00</b>	<b>0</b>	<b>0.00</b>
<b>GRAND TOTAL</b>	<b>\$0</b>	<b>0.00</b>	<b>\$0</b>	<b>0.00</b>	<b>\$2,830,652</b>	<b>1.00</b>	<b>\$0</b>	<b>0.00</b>
<b>GENERAL REVENUE</b>	<b>\$0</b>	<b>0.00</b>	<b>\$0</b>	<b>0.00</b>	<b>\$1,430,652</b>	<b>1.00</b>		<b>0.00</b>
<b>FEDERAL FUNDS</b>	<b>\$0</b>	<b>0.00</b>	<b>\$0</b>	<b>0.00</b>	<b>\$1,400,000</b>	<b>0.00</b>		<b>0.00</b>
<b>OTHER FUNDS</b>	<b>\$0</b>	<b>0.00</b>	<b>\$0</b>	<b>0.00</b>	<b>\$0</b>	<b>0.00</b>		<b>0.00</b>

### CORE DECISION ITEM

<b>Department</b> Office of Administration <b>Division</b> Commissioner's Office <b>Core</b> Electronic Monitoring Pilot	<b>Budget Unit</b> 30204C <b>HB Section</b> 5.007
--	--

#### 1. CORE FINANCIAL SUMMARY

	FY 2024 Budget Request			
	GR	Federal	Other	Total
PS	0	0	0	0
EE	4,000,000	0	0	4,000,000
PSD	0	0	0	0
TRF	0	0	0	0
<b>Total</b>	<b>4,000,000</b>	<b>0</b>	<b>0</b>	<b>4,000,000</b>
<b>FTE</b>	<b>0.00</b>	<b>0.00</b>	<b>0.00</b>	<b>0.00</b>

<b>Est. Fringe</b>	0	0	0	0
--------------------	---	---	---	---

*Note: Fringes budgeted in House Bill 5 except for certain fringes budgeted directly to MoDOT, Highway Patrol, and Conservation.*

Other Funds:

	FY 2024 Governor's Recommendation			
	GR	Federal	Other	Total
PS	0	0	0	0
EE	0	0	0	0
PSD	0	0	0	0
TRF	0	0	0	0
<b>Total</b>	<b>0</b>	<b>0</b>	<b>0</b>	<b>0</b>
<b>FTE</b>	<b>0.00</b>	<b>0.00</b>	<b>0.00</b>	<b>0.00</b>

<b>Est. Fringe</b>	0	0	0	0
--------------------	---	---	---	---

*Note: Fringes budgeted in House Bill 5 except for certain fringes budgeted directly to MoDOT, Highway Patrol, and Conservation.*

Other Funds:

#### 2. CORE DESCRIPTION

This core is for a statewide electronic monitoring pilot program. The program's objective is to monitor individuals subject to pre-conviction or post-conviction through a check-in system that the supervising agency or circuit can access through a secure web-based platform. The program should also establish exclusion zones and compliance levels through the platform and generate reports with relevant information for individuals monitored through an industry standard end to end encryption and redundant back-up for data.

#### 3. PROGRAM LISTING (list programs included in this core funding)

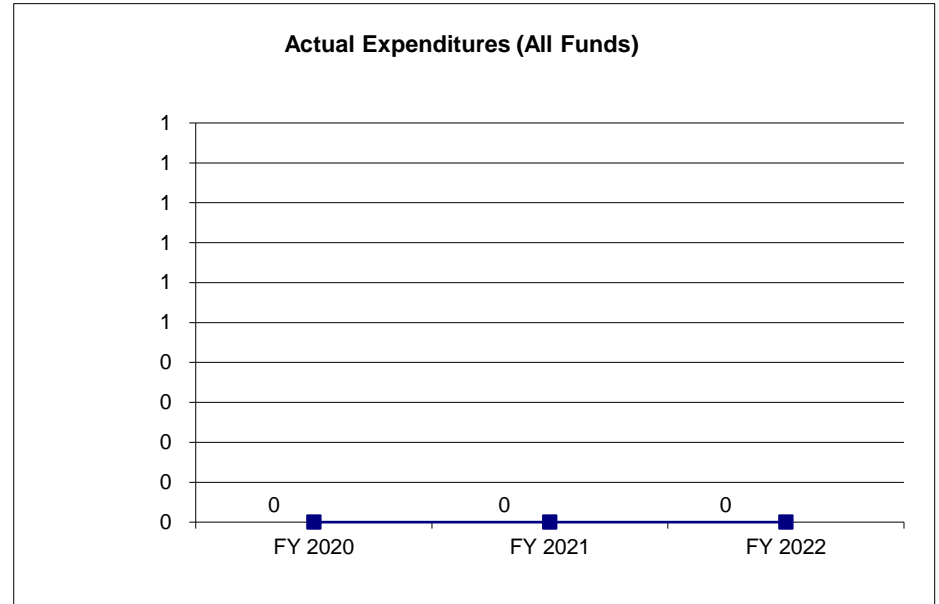
Electronic Monitoring

# CORE DECISION ITEM

Department Office of Administration	Budget Unit 30204C
Division Commissioner's Office	
Core Electronic Monitoring Pilot	HB Section 5.007

## 4. FINANCIAL HISTORY

	FY 2020 Actual	FY 2021 Actual	FY 2022 Actual	FY 2023 Current Yr.
Appropriation (All Funds)	5,000,000	2,000,000	2,000,000	4,000,000
Less Reverted (All Funds)	(150,000)	(60,000)	0	(120,000)
Less Restricted (All Funds)*	(4,850,000)	0	0	0
Budget Authority (All Funds)	485,000	1,940,000	2,000,000	3,880,000
Actual Expenditures (All Funds)	0	0	0	N/A
Unexpended (All Funds)	485,000	1,940,000	2,000,000	N/A
Unexpended, by Fund:				
General Revenue	485,000	1,940,000	0	N/A
Federal	0	0	0	N/A
Other	0	0	0	N/A



\*Restricted amount is as of \_\_\_\_

Reverted includes the statutory three-percent reserve amount (when applicable).

Restricted includes any Governor's Expenditure Restrictions which remained at the end of the fiscal year (when applicable).

## NOTES:

**CORE RECONCILIATION DETAIL**

STATE  
OA ELECTRN MONITOR

**5. CORE RECONCILIATION DETAIL**

	Budget Class	FTE	GR	Federal	Other	Total	Explanation
<b>TAFP AFTER VETOES</b>							
	EE	0.00	4,000,000	0	0	4,000,000	
	<b>Total</b>	<b>0.00</b>	<b>4,000,000</b>	<b>0</b>	<b>0</b>	<b>4,000,000</b>	
<b>DEPARTMENT CORE REQUEST</b>							
	EE	0.00	4,000,000	0	0	4,000,000	
	<b>Total</b>	<b>0.00</b>	<b>4,000,000</b>	<b>0</b>	<b>0</b>	<b>4,000,000</b>	
<b>GOVERNOR'S RECOMMENDED CORE</b>							
	EE	0.00	4,000,000	0	0	4,000,000	
	<b>Total</b>	<b>0.00</b>	<b>4,000,000</b>	<b>0</b>	<b>0</b>	<b>4,000,000</b>	

## DECISION ITEM SUMMARY

Budget Unit								
Decision Item	FY 2022	FY 2022	FY 2023	FY 2023	FY 2024	FY 2024	*****	*****
Budget Object Summary	ACTUAL	ACTUAL	BUDGET	BUDGET	DEPT REQ	DEPT REQ	SECURED	SECURED
Fund	DOLLAR	FTE	DOLLAR	FTE	DOLLAR	FTE	COLUMN	COLUMN
<b>OA ELECTRN MONITOR</b>								
<b>CORE</b>								
EXPENSE & EQUIPMENT								
GENERAL REVENUE	2,000,000	0.00	4,000,000	0.00	4,000,000	0.00	0	0.00
TOTAL - EE	2,000,000	0.00	4,000,000	0.00	4,000,000	0.00	0	0.00
<b>TOTAL</b>	<b>2,000,000</b>	<b>0.00</b>	<b>4,000,000</b>	<b>0.00</b>	<b>4,000,000</b>	<b>0.00</b>	<b>0</b>	<b>0.00</b>
<b>GRAND TOTAL</b>	<b>\$2,000,000</b>	<b>0.00</b>	<b>\$4,000,000</b>	<b>0.00</b>	<b>\$4,000,000</b>	<b>0.00</b>	<b>\$0</b>	<b>0.00</b>

9/20/22 9:00

im\_disummary

# DECISION ITEM DETAIL

Budget Unit	FY 2022	FY 2022	FY 2023	FY 2023	FY 2024	FY 2024	*****	*****
Decision Item	ACTUAL	ACTUAL	BUDGET	BUDGET	DEPT REQ	DEPT REQ	SECURED	SECURED
Budget Object Class	DOLLAR	FTE	DOLLAR	FTE	DOLLAR	FTE	COLUMN	COLUMN
<b>OA ELECTRN MONITOR</b>								
<b>CORE</b>								
PROFESSIONAL SERVICES	2,000,000	0.00	4,000,000	0.00	4,000,000	0.00	0	0.00
<b>TOTAL - EE</b>	<b>2,000,000</b>	<b>0.00</b>	<b>4,000,000</b>	<b>0.00</b>	<b>4,000,000</b>	<b>0.00</b>	<b>0</b>	<b>0.00</b>
<b>GRAND TOTAL</b>	<b>\$2,000,000</b>	<b>0.00</b>	<b>\$4,000,000</b>	<b>0.00</b>	<b>\$4,000,000</b>	<b>0.00</b>	<b>\$0</b>	<b>0.00</b>
GENERAL REVENUE	\$2,000,000	0.00	\$4,000,000	0.00	\$4,000,000	0.00		0.00
FEDERAL FUNDS	\$0	0.00	\$0	0.00	\$0	0.00		0.00
OTHER FUNDS	\$0	0.00	\$0	0.00	\$0	0.00		0.00

## CORE DECISION ITEM

Department Office of Administration

Budget Unit 30404C

Division Accounting

Core - Operating

HB Section 5.015

### 1. CORE FINANCIAL SUMMARY

	FY 2024 Budget Request			
	GR	Federal	Other	Total
PS	7,035,285	0	0	7,035,285
EE	218,910	0	0	218,910
PSD	0	0	0	0
TRF	0	0	0	0
<b>Total</b>	<b>7,254,195</b>	<b>0</b>	<b>0</b>	<b>7,254,195</b>
FTE	108.00	0.00	0.00	108.00

<b>Est. Fringe</b>	3,956,304	0	0	3,956,304
--------------------	-----------	---	---	-----------

*Note: Fringes budgeted in House Bill 5 except for certain fringes budgeted directly to MoDOT, Highway Patrol, and Conservation.*

Other Funds:

	FY 2024 Governor's Recommendation			
	GR	Federal	Other	Total
PS	0	0	0	0
EE	0	0	0	0
PSD	0	0	0	0
TRF	0	0	0	0
<b>Total</b>	<b>0</b>	<b>0</b>	<b>0</b>	<b>0</b>
FTE	0.00	0.00	0.00	0.00

<b>Est. Fringe</b>	0	0	0	0
--------------------	---	---	---	---

*Note: Fringes budgeted in House Bill 5 except for certain fringes budgeted directly to MoDOT, Highway Patrol, and Conservation.*

Other Funds:

### 2. CORE DESCRIPTION

This core request is to fund the operations of the Division of Accounting. The Division provides a central payroll processing function, central accounting service, and a statewide financial reporting function for the State of Missouri. This includes producing payroll ACH/checks and vendor payments. The Division also prepares and distributes comprehensive, accurate and timely financial reports for the State of Missouri. In addition, the Division is responsible for monitoring and oversight of the employee benefits programs; providing support and oversight for issuance of debt; and oversight of all Office of Administration payments. The Division is also responsible for the administration of social security coverage for state and political subdivision employees.

In addition to the primary operations of the Division of Accounting, the State is in the process of replacing SAM II, the State's legacy Enterprise Resource Planning (ERP) with a new ERP system as discussed in HB Section 5.045. This funding request is for additional FTE needed to implement both the Budget and Finance/Procurement modules which are scheduled to begin implementation around 8/16/22. The Budget implementation is expected to last 11 months. The Finance/Procurement implementation is expected to last 24 months. This request is for technical experts related to budget, finance, procurement, and IT necessary to ensure a successful implementation. Tasks required for implementation are numerous. A short list includes: system design and configuration, workflow development, extension testing, data migration, data reconciliation, training, change management and communication, some process redesign to take advantage of new features, and audits of system security.



**CORE DECISION ITEM**

<b>Department</b> <u>Office of Administration</u>	<b>Budget Unit</b> <u>30404C</u>
<b>Division</b> <u>Accounting</u>	
<b>Core - Operating</b>	<b>HB Section</b> <u>5.015</u>

To ensure transparency between the core Accounting budget and the staff needed for impementation of the ERP, below is detailed information:

	<u>Core Accounting</u>	<u>ERP Implementation</u>	<u>Total</u>
<b>PS</b>	3,392,007	3,643,278	7,035,285
<b>EE</b>	<u>132,436</u>	<u>86,474</u>	<u>218,910</u>
<b>Total</b>	3,524,443	3,729,752	7,254,195
 <b>FTE</b>	 68	 40	 108

**3. PROGRAM LISTING (list programs included in this core funding)**

Accounting Operations

**CORE DECISION ITEM**

**Department** Office of Administration

**Budget Unit** 30404C

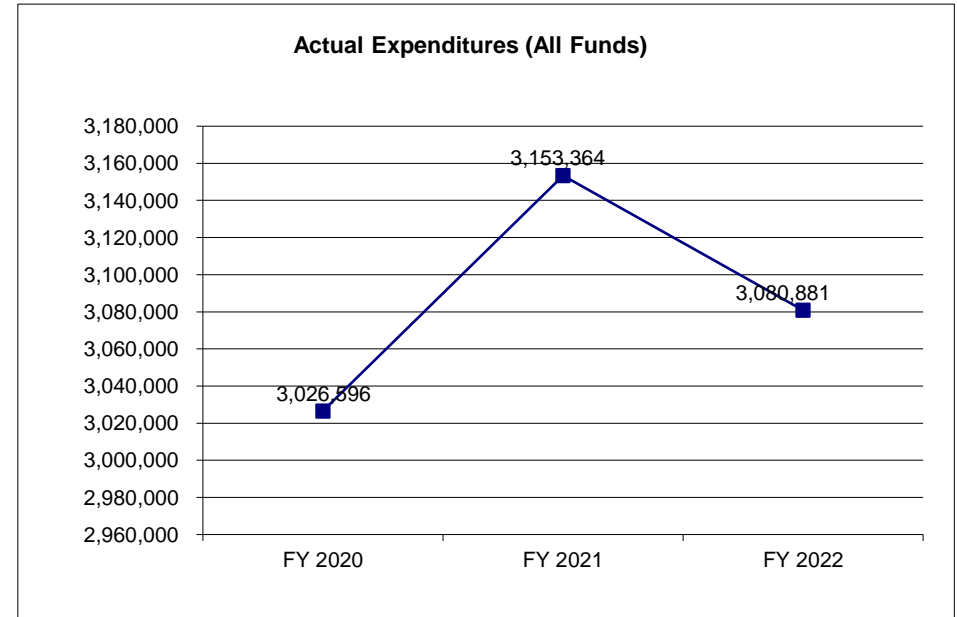
**Division** Accounting

**Core - Operating**

**HB Section** 5.015

**4. FINANCIAL HISTORY**

	<b>FY 2020 Actual</b>	<b>FY 2021 Actual</b>	<b>FY 2022 Actual</b>	<b>FY 2023 Current Yr.</b>
Appropriation (All Funds)	3,200,808	3,276,932	5,424,320	7,035,285
Less Reverted (All Funds)	(96,024)	(98,308)	(162,730)	(218,096)
Less Restricted (All Funds)*	0	0	0	0
Budget Authority (All Funds)	3,104,784	3,178,624	5,261,590	6,817,189
Actual Expenditures (All Funds)	3,026,596	3,153,364	3,080,881	N/A
Unexpended (All Funds)	78,188	25,260	2,180,709	N/A
Unexpended, by Fund:				
General Revenue	78,188	25,260	2,180,709	N/A
Federal	0	0	0	N/A
Other	0	0	0	N/A



\*Current Year restricted amount is as of August 1, 2022.

Reverted includes the statutory three percent reserve amount (when applicable).

Restricted includes any Governor's expenditure restrictions which remained at the end of the fiscal year (when applicable).

**NOTES:**

## CORE RECONCILIATION DETAIL

STATE  
ACCOUNTING - OPERATING

### 5. CORE RECONCILIATION DETAIL

	Budget Class	FTE	GR	Federal	Other	Total	Explanation
<b>TAFP AFTER VETOES</b>							
	PS	111.00	7,035,285	0	0	7,035,285	
	EE	0.00	218,910	0	0	218,910	
	<b>Total</b>	<b>111.00</b>	<b>7,254,195</b>	<b>0</b>	<b>0</b>	<b>7,254,195</b>	
<b>DEPARTMENT CORE ADJUSTMENTS</b>							
Transfer Out	1832 7156 PS	(3.00)	0	0	0		0 Transfer out 3 FTE from Accounting ERP Implementation to MODOT as MODOT is not consolidated under the MOSERS state retirement system.
<b>NET DEPARTMENT CHANGES</b>		<b>(3.00)</b>	<b>0</b>	<b>0</b>	<b>0</b>	<b>0</b>	
<b>DEPARTMENT CORE REQUEST</b>							
	PS	108.00	7,035,285	0	0	7,035,285	
	EE	0.00	218,910	0	0	218,910	
	<b>Total</b>	<b>108.00</b>	<b>7,254,195</b>	<b>0</b>	<b>0</b>	<b>7,254,195</b>	
<b>GOVERNOR'S RECOMMENDED CORE</b>							
	PS	108.00	7,035,285	0	0	7,035,285	
	EE	0.00	218,910	0	0	218,910	
	<b>Total</b>	<b>108.00</b>	<b>7,254,195</b>	<b>0</b>	<b>0</b>	<b>7,254,195</b>	

## DECISION ITEM SUMMARY

Budget Unit									
Decision Item	FY 2022	FY 2022	FY 2023	FY 2023	FY 2024	FY 2024	*****	*****	
Budget Object Summary	ACTUAL	ACTUAL	BUDGET	BUDGET	DEPT REQ	DEPT REQ	SECURED	SECURED	
Fund	DOLLAR	FTE	DOLLAR	FTE	DOLLAR	FTE	COLUMN	COLUMN	
<b>ACCOUNTING - OPERATING</b>									
<b>CORE</b>									
PERSONAL SERVICES									
GENERAL REVENUE	3,078,710	65.17	7,035,285	111.00	7,035,285	108.00	0	0.00	
TOTAL - PS	3,078,710	65.17	7,035,285	111.00	7,035,285	108.00	0	0.00	
EXPENSE & EQUIPMENT									
GENERAL REVENUE	156,606	0.00	218,910	0.00	218,910	0.00	0	0.00	
TOTAL - EE	156,606	0.00	218,910	0.00	218,910	0.00	0	0.00	
PROGRAM-SPECIFIC									
GENERAL REVENUE	8,000	0.00	0	0.00	0	0.00	0	0.00	
TOTAL - PD	8,000	0.00	0	0.00	0	0.00	0	0.00	
<b>TOTAL</b>	<b>3,243,316</b>	<b>65.17</b>	<b>7,254,195</b>	<b>111.00</b>	<b>7,254,195</b>	<b>108.00</b>	<b>0</b>	<b>0.00</b>	
<b>GRAND TOTAL</b>	<b>\$3,243,316</b>	<b>65.17</b>	<b>\$7,254,195</b>	<b>111.00</b>	<b>\$7,254,195</b>	<b>108.00</b>	<b>\$0</b>	<b>0.00</b>	

9/26/22 12:42

im\_disummary

## FLEXIBILITY REQUEST FORM

<b>BUDGET UNIT NUMBER:</b> 30404C <b>BUDGET UNIT NAME:</b> Accounting Operations <b>HOUSE BILL SECTION:</b> 5.015	<b>DEPARTMENT:</b> Office of Administration <b>DIVISION:</b> Accounting Operating Core
<b>1. Provide the amount by fund of personal service flexibility and the amount by fund of expense and equipment flexibility you are requesting in dollar and percentage terms and explain why the flexibility is needed. If flexibility is being requested among divisions, provide the amount by fund of flexibility you are requesting in dollar and percentage terms and explain why the flexibility is needed.</b>	
<b>DEPARTMENT REQUEST</b>	
This request is for 25% flexibility between PS and E&E to support Accounting and ERP implementation operations expenses. 5% flexibility was approved in the FY23 budget. However, additional flexibility is necessary to ensure the ERP project can be implemented successfully. If qualified state staff are unavailable, flexibility will be used to hire needed contractors with the specialized skills that will be required.	
<b>2. Estimate how much flexibility will be used for the budget year. How much flexibility was used in the Prior Year Budget and the Current Year Budget? Please specify the amount.</b>	
<b>PRIOR YEAR ACTUAL AMOUNT OF FLEXIBILITY USED</b>	<b>CURRENT YEAR ESTIMATED AMOUNT OF FLEXIBILITY THAT WILL BE USED</b>
\$18,000	Unknown
<b>BUDGET REQUEST ESTIMATED AMOUNT OF FLEXIBILITY THAT WILL BE USED</b>	
Estimated \$1,200,000	
<b>3. Please explain how flexibility was used in the prior and/or current years.</b>	
<b>PRIOR YEAR EXPLAIN ACTUAL USE</b>	<b>CURRENT YEAR EXPLAIN PLANNED USE</b>
In FY23, \$14,000 was flexed from Accounting PS to Accounting E&E to allow for the purchase of laptops for ARPA staff. \$4,000 was also flexed from ERP Implementation PS to ERP Implementation E&E to purchase laptops for ERP staff.	Flexibility is needed to assist with hiring and retaining qualified staff for statewide critical accounting and payroll functions and assistance with new statewide ERP. Flexibility also allows the division of Accounting to effectively manage resources and maintain critical business functions during unforeseen circumstances.

# DECISION ITEM DETAIL

Budget Unit	FY 2022	FY 2022	FY 2023	FY 2023	FY 2024	FY 2024	*****	*****
Decision Item	ACTUAL	ACTUAL	BUDGET	BUDGET	DEPT REQ	DEPT REQ	SECURED	SECURED
Budget Object Class	DOLLAR	FTE	DOLLAR	FTE	DOLLAR	FTE	COLUMN	COLUMN
<b>ACCOUNTING - OPERATING</b>								
<b>CORE</b>								
DIVISION DIRECTOR	80,632	0.71	121,922	1.00	121,922	1.00	0	0.00
DESIGNATED PRINCIPAL ASST DIV	102,034	1.00	94,214	1.00	94,214	1.00	0	0.00
MISCELLANEOUS PROFESSIONAL	3,572	0.05	0	0.00	0	0.00	0	0.00
SPECIAL ASST PROFESSIONAL	16,526	0.11	0	0.00	0	0.00	0	0.00
ADMINISTRATIVE SUPPORT CLERK	1,060	0.04	0	0.00	0	0.00	0	0.00
LEAD ADMIN SUPPORT ASSISTANT	43,950	1.00	50,269	1.00	50,269	1.00	0	0.00
ADMIN SUPPORT PROFESSIONAL	67,410	1.21	123,234	2.00	123,234	2.00	0	0.00
PROGRAM SPECIALIST	0	0.00	128,710	2.00	128,710	2.00	0	0.00
SENIOR PROGRAM SPECIALIST	0	0.00	69,818	1.00	69,818	1.00	0	0.00
AGENCY BUDGET ANALYST	0	0.00	181,460	2.00	181,460	2.00	0	0.00
ACCOUNTS ASSISTANT	129,522	4.51	155,238	5.00	155,238	5.00	0	0.00
SENIOR ACCOUNTS ASSISTANT	724,776	20.83	851,328	23.00	851,328	23.00	0	0.00
ACCOUNTANT	516,540	12.75	556,804	13.00	556,804	13.00	0	0.00
INTERMEDIATE ACCOUNTANT	330,338	6.84	693,729	11.00	693,729	11.00	0	0.00
SENIOR ACCOUNTANT	190,526	3.38	537,393	7.00	537,393	7.00	0	0.00
ACCOUNTANT SUPERVISOR	686,542	10.74	1,127,144	15.00	1,127,144	15.00	0	0.00
ACCOUNTANT MANAGER	185,282	2.00	194,420	2.00	194,420	2.00	0	0.00
PROCUREMENT SPECIALIST	0	0.00	69,592	1.00	69,592	1.00	0	0.00
PROCUREMENT SUPERVISOR	0	0.00	73,863	1.00	73,863	1.00	0	0.00
APPLICATIONS DEVELOPMENT SPEC	0	0.00	1,002,523	11.00	1,002,523	8.00	0	0.00
SENIOR DATA SPECIALIST	0	0.00	182,403	2.00	182,403	2.00	0	0.00
SENIOR ENTERPRISE ARCHITECT	0	0.00	129,132	2.00	129,132	2.00	0	0.00
PROJECT MANAGER	0	0.00	194,006	2.00	194,006	2.00	0	0.00
QUALITY CONTROL COORDINATOR	0	0.00	241,080	3.00	241,080	3.00	0	0.00
CYBERSECURITY SPECIALIST	0	0.00	101,601	1.00	101,601	1.00	0	0.00
DIRECTOR OF BUSINESS SERVICES	0	0.00	69,630	1.00	69,630	1.00	0	0.00
DIRECTOR OF INFORMATION TECH	0	0.00	85,772	1.00	85,772	1.00	0	0.00
<b>TOTAL - PS</b>	<b>3,078,710</b>	<b>65.17</b>	<b>7,035,285</b>	<b>111.00</b>	<b>7,035,285</b>	<b>108.00</b>	<b>0</b>	<b>0.00</b>
TRAVEL, IN-STATE	18	0.00	2,027	0.00	2,027	0.00	0	0.00
TRAVEL, OUT-OF-STATE	70	0.00	5,027	0.00	5,027	0.00	0	0.00
SUPPLIES	23,787	0.00	35,418	0.00	35,418	0.00	0	0.00
PROFESSIONAL DEVELOPMENT	9,350	0.00	16,068	0.00	16,068	0.00	0	0.00

# DECISION ITEM DETAIL

Budget Unit	FY 2022	FY 2022	FY 2023	FY 2023	FY 2024	FY 2024	*****	*****
Decision Item	ACTUAL	ACTUAL	BUDGET	BUDGET	DEPT REQ	DEPT REQ	SECURED	SECURED
Budget Object Class	DOLLAR	FTE	DOLLAR	FTE	DOLLAR	FTE	COLUMN	COLUMN
<b>ACCOUNTING - OPERATING</b>								
<b>CORE</b>								
COMMUNICATION SERV & SUPP	16,338	0.00	21,966	0.00	21,966	0.00	0	0.00
PROFESSIONAL SERVICES	24,121	0.00	35,492	0.00	35,492	0.00	0	0.00
M&R SERVICES	42,019	0.00	7,400	0.00	7,400	0.00	0	0.00
COMPUTER EQUIPMENT	9,714	0.00	57,074	0.00	57,074	0.00	0	0.00
OFFICE EQUIPMENT	7,242	0.00	8,000	0.00	8,000	0.00	0	0.00
OTHER EQUIPMENT	23,827	0.00	30,438	0.00	30,438	0.00	0	0.00
MISCELLANEOUS EXPENSES	120	0.00	0	0.00	0	0.00	0	0.00
<b>TOTAL - EE</b>	<b>156,606</b>	<b>0.00</b>	<b>218,910</b>	<b>0.00</b>	<b>218,910</b>	<b>0.00</b>	<b>0</b>	<b>0.00</b>
PROGRAM DISTRIBUTIONS	8,000	0.00	0	0.00	0	0.00	0	0.00
<b>TOTAL - PD</b>	<b>8,000</b>	<b>0.00</b>	<b>0</b>	<b>0.00</b>	<b>0</b>	<b>0.00</b>	<b>0</b>	<b>0.00</b>
<b>GRAND TOTAL</b>	<b>\$3,243,316</b>	<b>65.17</b>	<b>\$7,254,195</b>	<b>111.00</b>	<b>\$7,254,195</b>	<b>108.00</b>	<b>\$0</b>	<b>0.00</b>
<b>GENERAL REVENUE</b>	<b>\$3,243,316</b>	<b>65.17</b>	<b>\$7,254,195</b>	<b>111.00</b>	<b>\$7,254,195</b>	<b>108.00</b>		<b>0.00</b>
<b>FEDERAL FUNDS</b>	<b>\$0</b>	<b>0.00</b>	<b>\$0</b>	<b>0.00</b>	<b>\$0</b>	<b>0.00</b>		<b>0.00</b>
<b>OTHER FUNDS</b>	<b>\$0</b>	<b>0.00</b>	<b>\$0</b>	<b>0.00</b>	<b>\$0</b>	<b>0.00</b>		<b>0.00</b>

PROGRAM DESCRIPTION		
<b>Department</b>	Office of Administration	<b>HB Section(s):</b> <u>5.015</u>
<b>Program Name</b>	Accounting Operations	
<b>Program is found in the following core budget(s):</b>	Accounting Operating	
<p><b>1a. What strategic priority does this program address?</b></p> <p style="margin-left: 20px;">Increase efficiency in accounting functions.</p> <p><b>1b. What does this program do?</b></p> <p style="margin-left: 20px;">The Office of Administration, Division of Accounting, performs the controllership function for the State of Missouri. The Division of Accounting provides some of the following functions:</p> <ul style="list-style-type: none"> <li><b>-Central Payroll Services:</b> Produces state employee's payroll checks or direct deposits, and issues W-2 and Affordable Care Act (ACA) forms to employees in accordance with IRS requirements.</li> <li><b>-Central Accounting Services:</b> Issues vendor payment checks; submits vendor payments via Automated Clearinghouse House (ACH); and provides vendors their 1099 tax form. In addition, assists with maintaining the Statewide Accounting System (SAM II) and MissouriBUYS system by maintaining the general ledger and monitoring system assurance reports.</li> <li><b>-Financial Reporting:</b> Prepares the State's Annual Comprehensive Financial Report (ACFR) and other legally required reports, such as the annual Appropriation Activity Report and the Statewide Cost Allocation Plan (SWCAP); and monitors general revenue cash flow activity on both a daily and monthly basis.</li> <li><b>-Debt Management:</b> Provides continuing disclosure information for outstanding debt to the Municipal Securities Rulemaking Board, issues annual State Debt Reports for transparency and accountability, and issues new or refunding bonds as needed.</li> <li><b>-Accounts Payable:</b> Process and oversight of Office of Administration purchase orders, payments, journal vouchers, and budget documents.</li> <li><b>-Social Security:</b> Administration of social security coverage for employees at state and local public entities.</li> </ul>		



**PROGRAM DESCRIPTION**

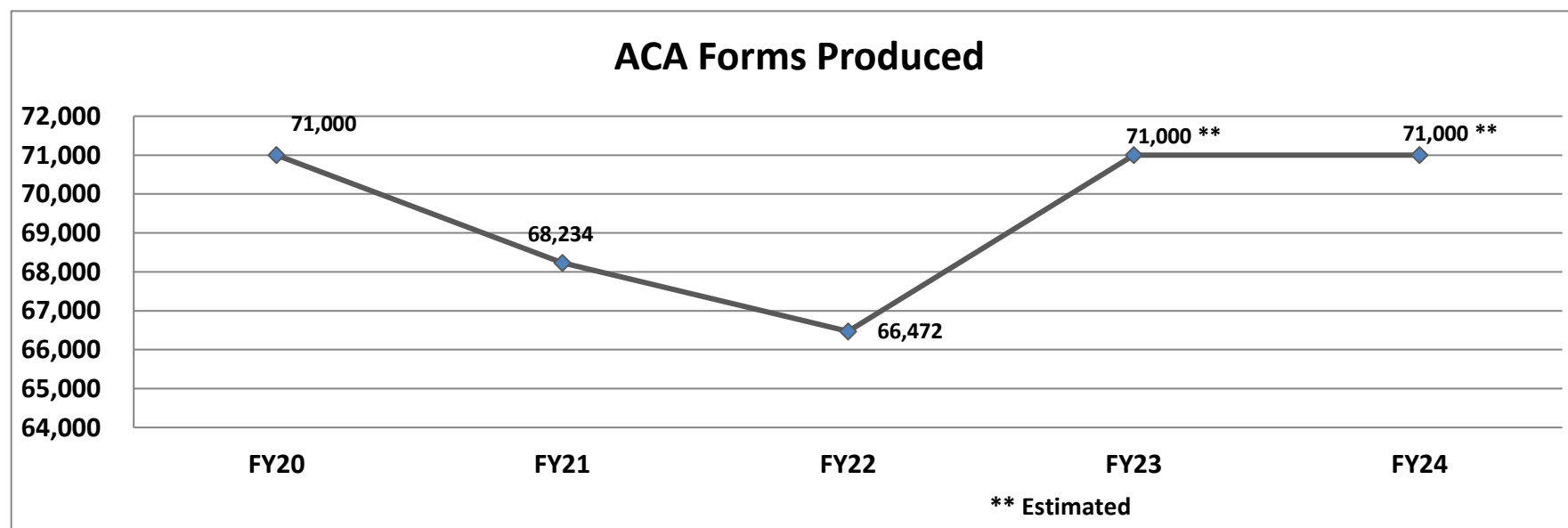
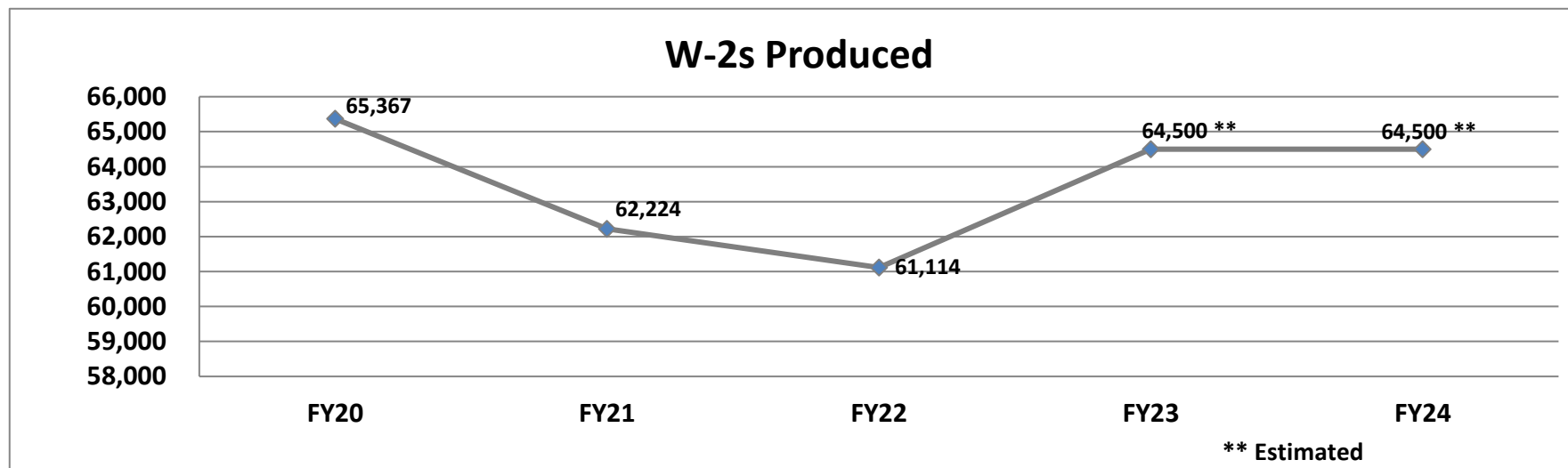
**Department** Office of Administration

**HB Section(s):** 5.015

**Program Name** Accounting Operations

**Program is found in the following core budget(s):** Accounting Operating

2a. Provide an activity measure(s) for the program.



# PROGRAM DESCRIPTION

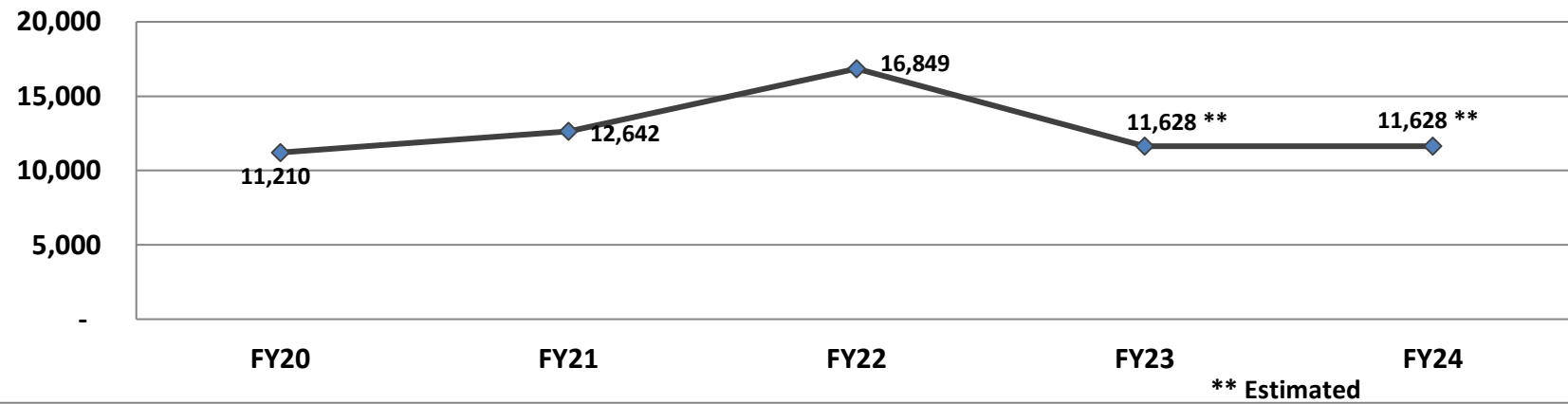
Department Office of Administration

HB Section(s): 5.015

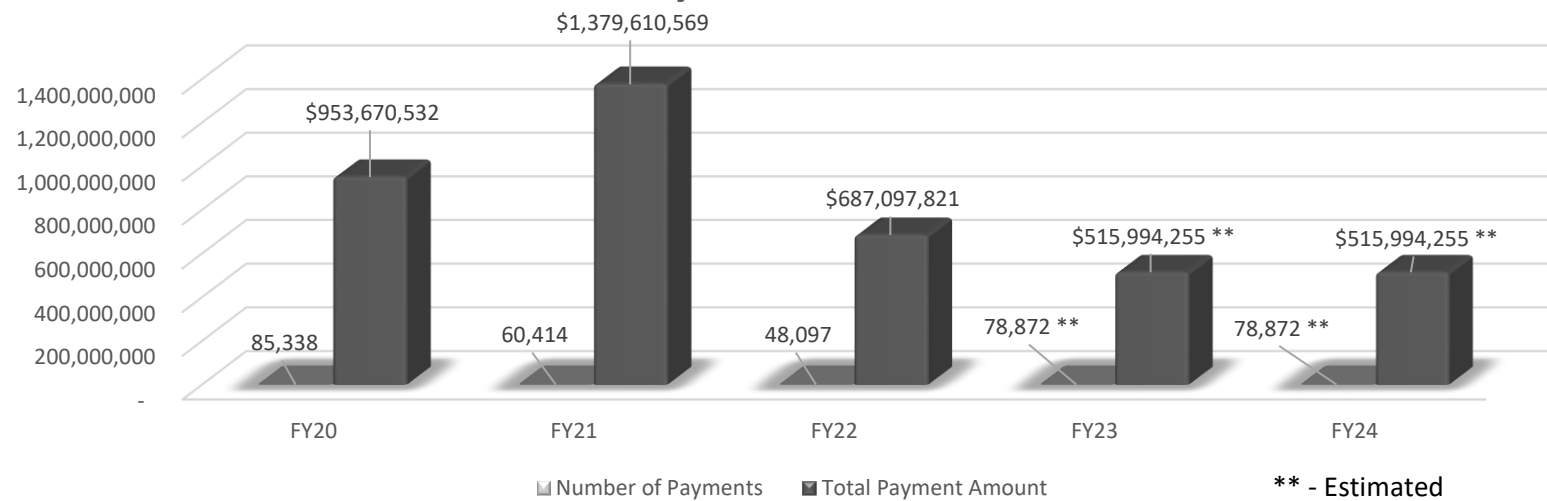
Program Name Accounting Operations

Program is found in the following core budget(s): Accounting Operating

## 1099's Produced



## OA Payments Reviewed



**PROGRAM DESCRIPTION**

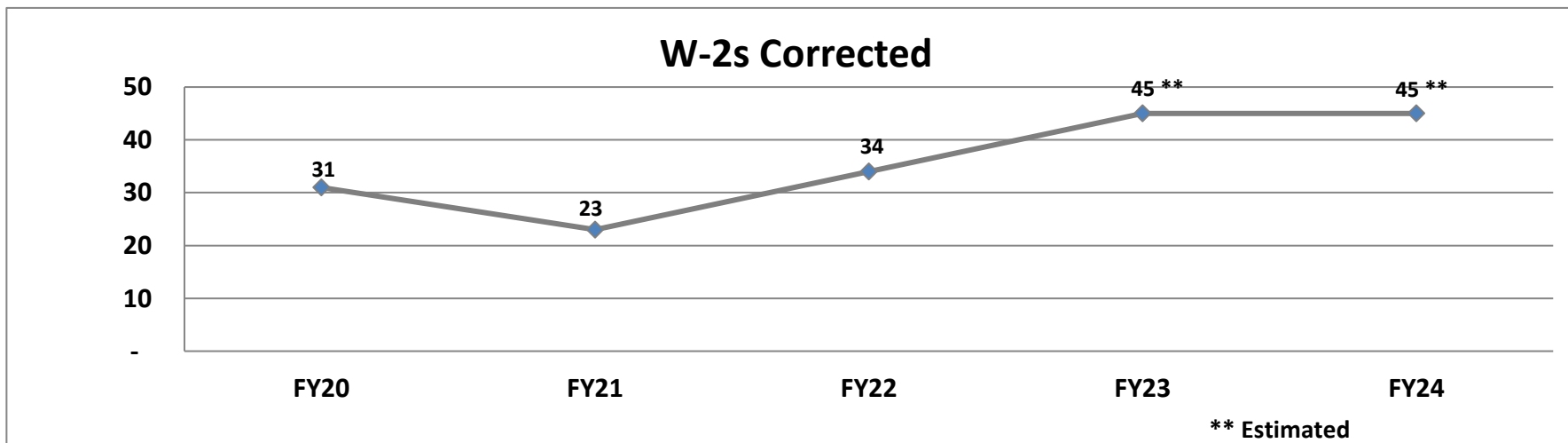
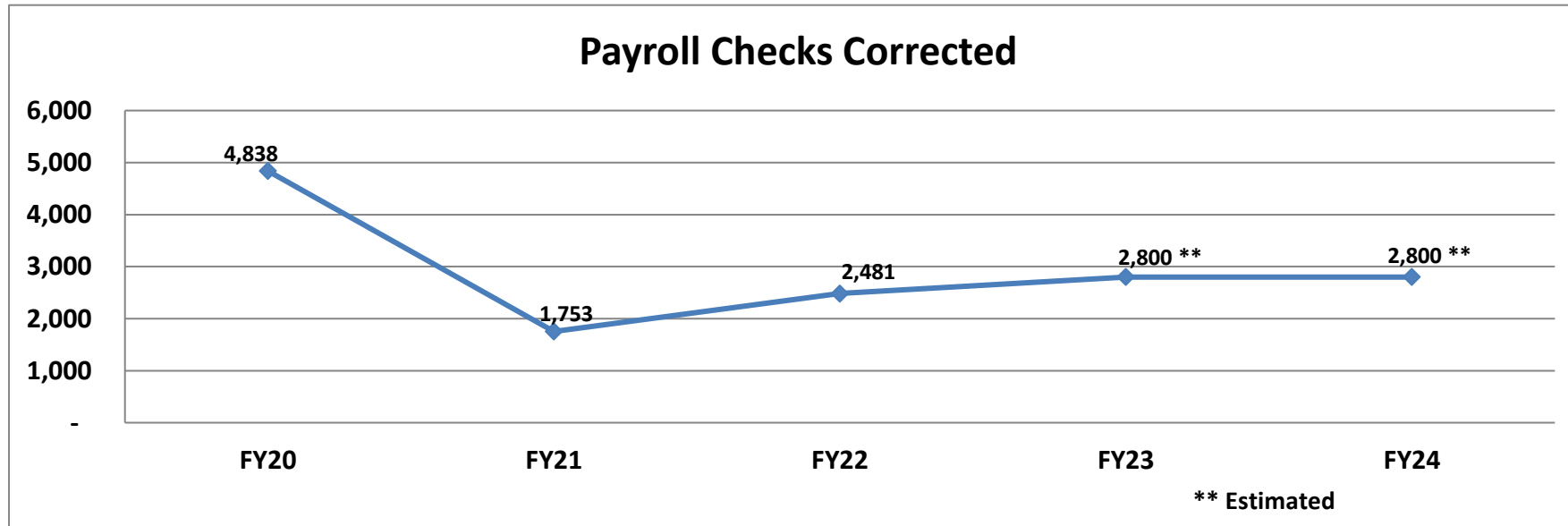
**Department** Office of Administration

**HB Section(s):** 5.015

**Program Name** Accounting Operations

**Program is found in the following core budget(s):** Accounting Operating

**2b. Provide a measure(s) of the program's quality.**



**PROGRAM DESCRIPTION**

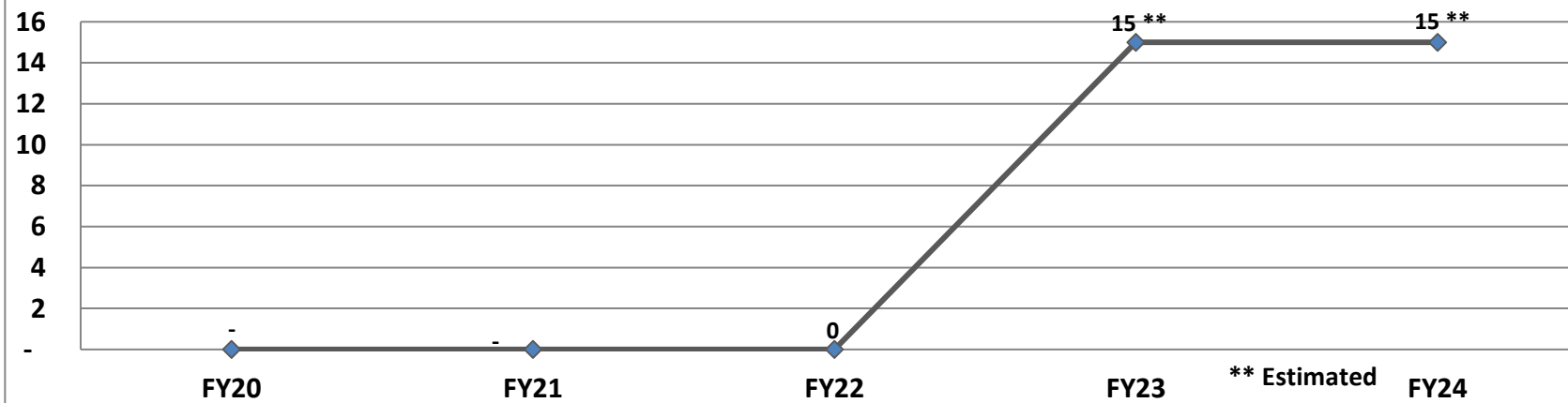
**Department** Office of Administration

**HB Section(s):** 5.015

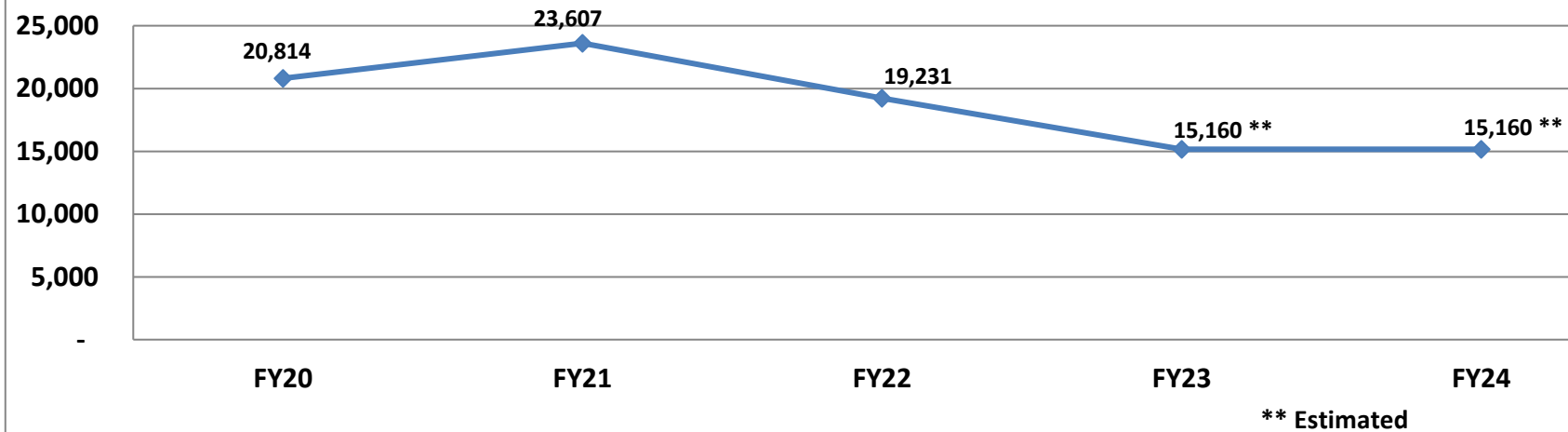
**Program Name** Accounting Operations

**Program is found in the following core budget(s):** Accounting Operating

**ACA Forms Corrected**



**Financial Documents Corrected**



**PROGRAM DESCRIPTION**

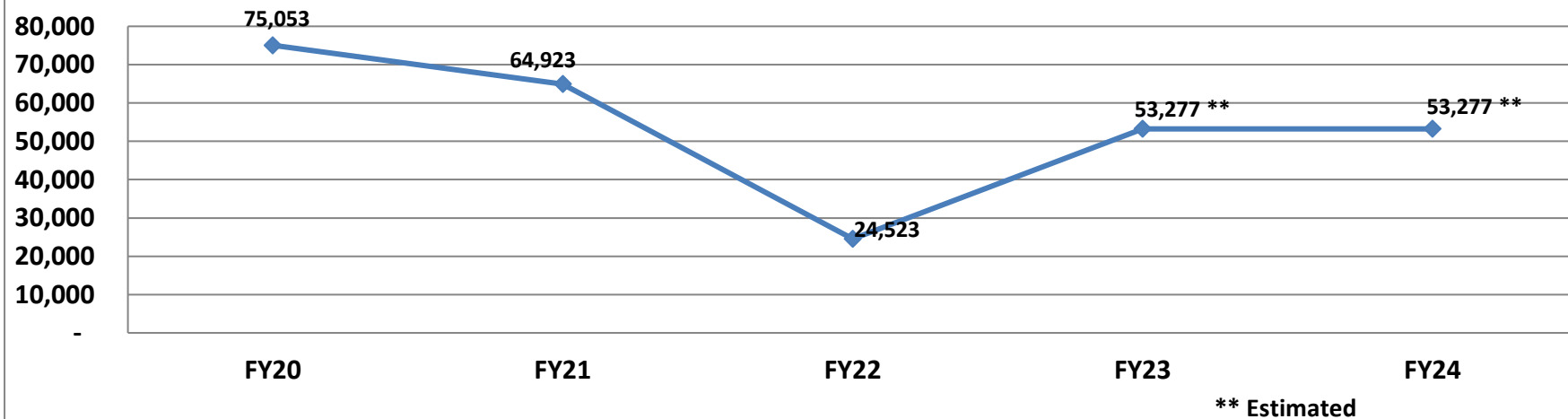
**Department** Office of Administration

**HB Section(s):** 5.015

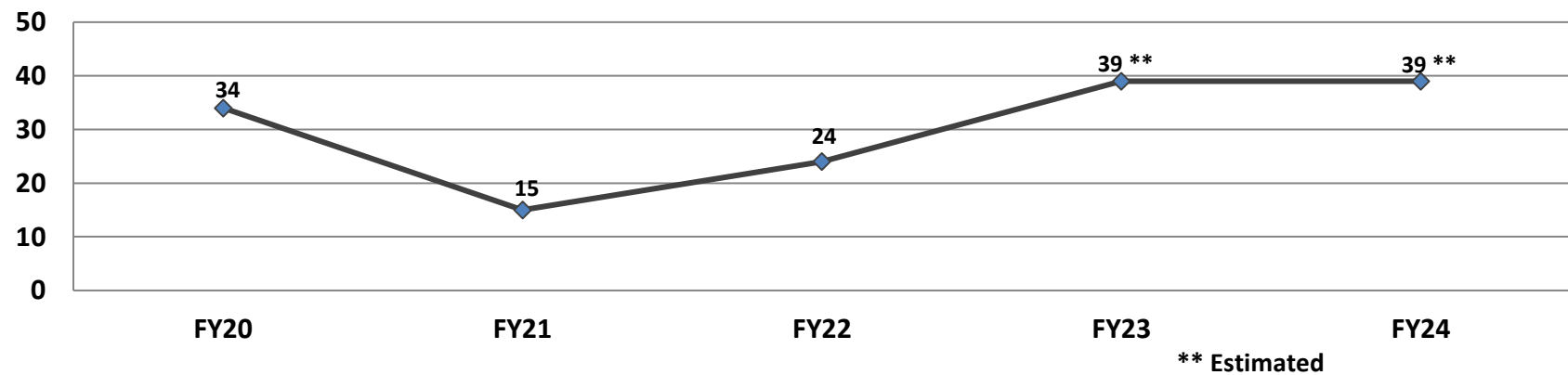
**Program Name** Accounting Operations

**Program is found in the following core budget(s):** Accounting Operating

**Financial Lines Corrected**



**1099's Corrected**



\*\*FY22 an additional 3,185 corrections were produced due to the COVID pandemic

## PROGRAM DESCRIPTION

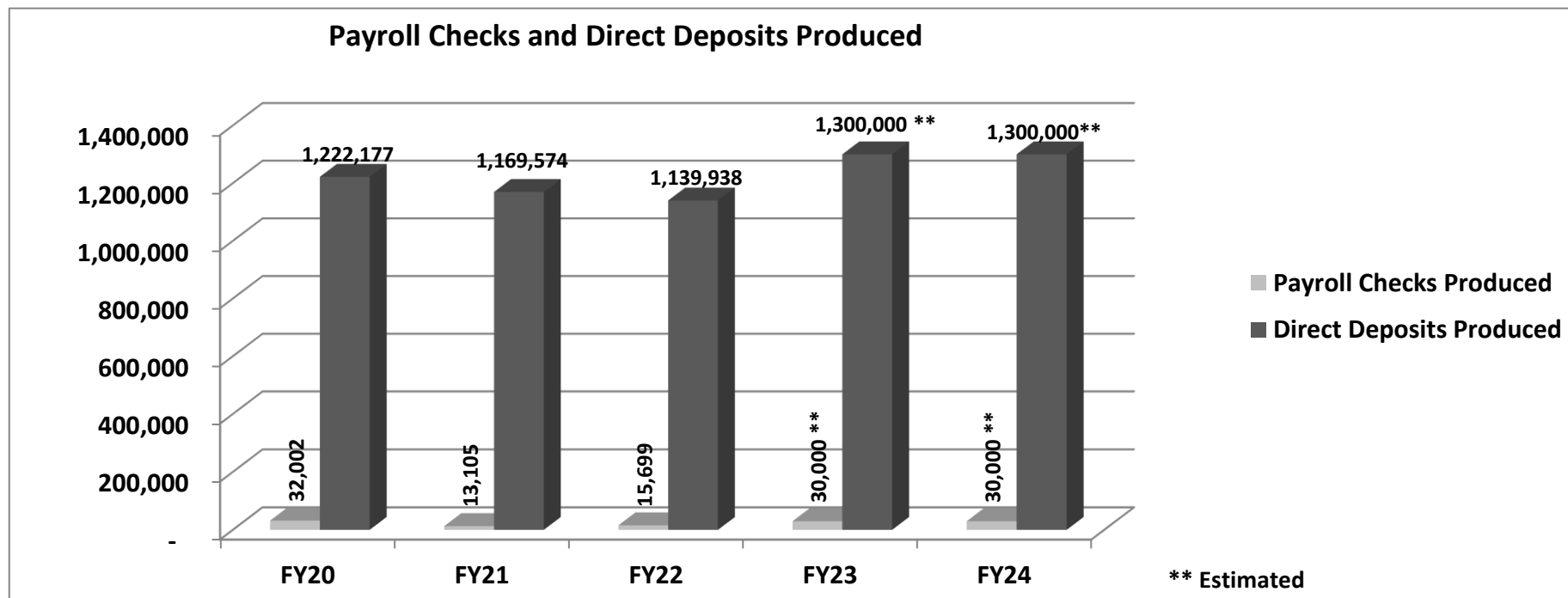
<b>Department</b>	Office of Administration	<b>HB Section(s):</b> 5.015
<b>Program Name</b>	Accounting Operations	
<b>Program is found in the following core budget(s):</b>	Accounting Operating	

### 2c. Provide a measure(s) of the program's impact.

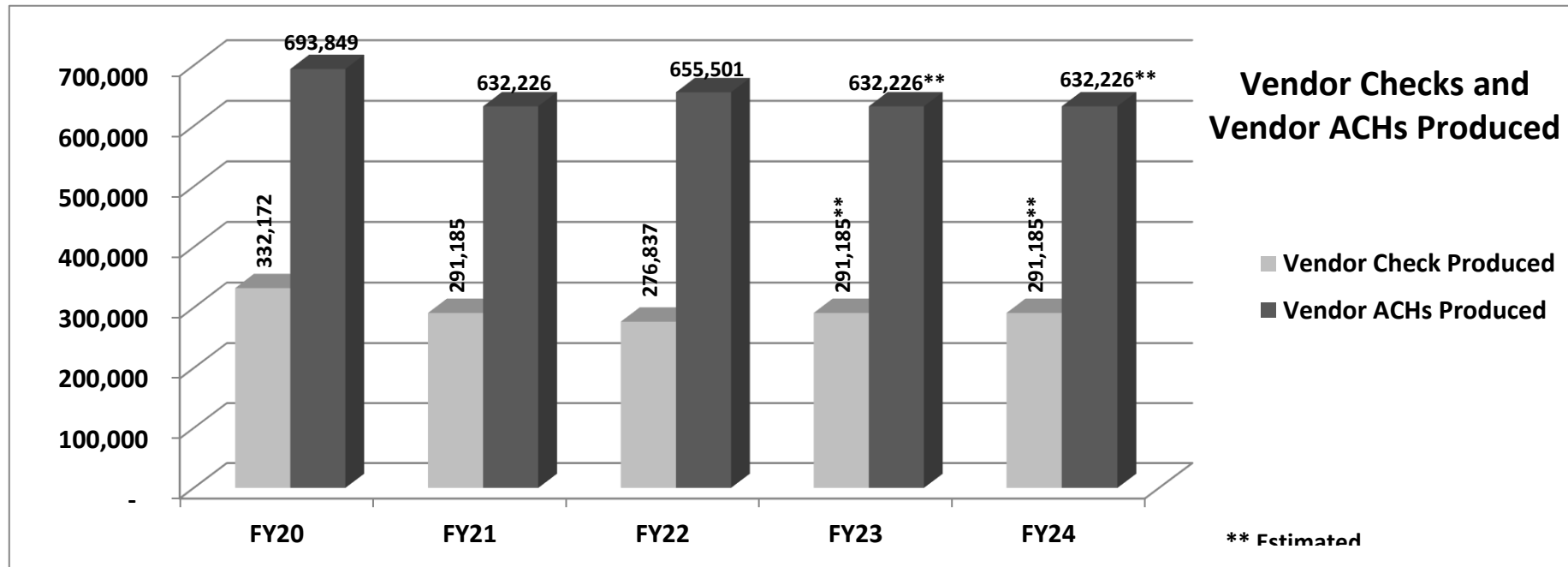
Accounting is responsible for:

- Ensuring state employees are paid seamlessly and in a timely manner. The average number of active employees (both full-time and part-time) for FY22 was 50,825.
- Ensuring vendors are paid seamlessly and in a timely manner. The average number of active vendors for FY22 was 111,200.
- Management of the State debt. The State of Missouri was rated AAA with a stable outlook by Moody's, Fitch, and Standard & Poors rating agencies.
- Issuing financial reports. The State's FY20 Annual Comprehensive Financial Report (ACFR) was issued on January 21, 2022.

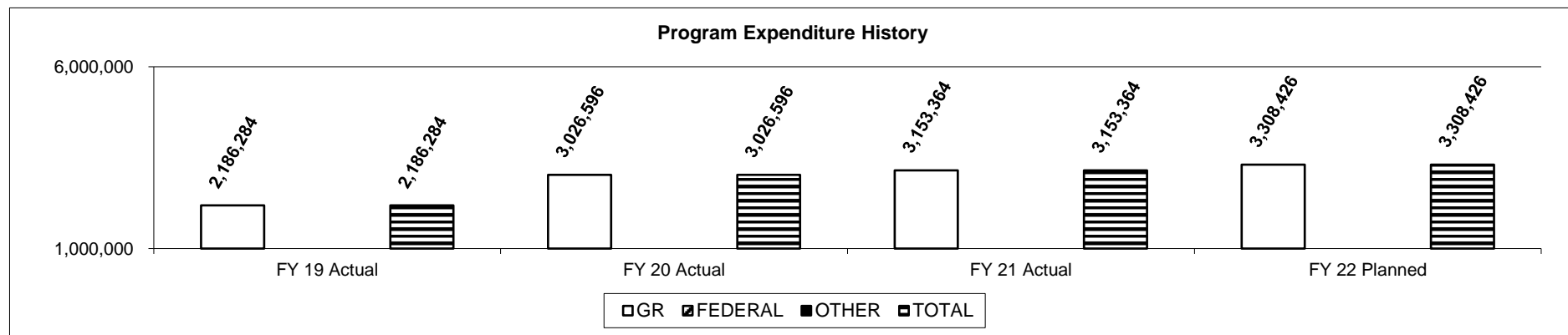
### 2d. Provide a measure(s) of the program's efficiency.



PROGRAM DESCRIPTION		
Department	Office of Administration	HB Section(s): 5.015
Program Name	Accounting Operations	
Program is found in the following core budget(s):	Accounting Operating	



3. Provide actual expenditures for the prior three fiscal years and planned expenditures for the current fiscal year. (Note: Amounts do not include fringe benefit costs.)



Includes personal service and expense and equipment costs for support staff for the Debt Management Program, CMIA, and Other Federal Payment Program. Not cost beneficial to break those cost out because of the overlap of staff duties.

PROGRAM DESCRIPTION	
<b>Department</b> Office of Administration	<b>HB Section(s):</b> 5.015
<b>Program Name</b> Accounting Operations	
<b>Program is found in the following core budget(s):</b> Accounting Operating	
<p><b>4. What are the sources of the "Other " funds?</b></p> <p>N/A</p> <p><b>5. What is the authorization for this program, i.e., federal or state statute, etc.? (Include the federal program number, if applicable.)</b></p> <p>Chapter 33, RSMo, 32.060 RSMo, and SEC Rule 15c2-12</p> <p><b>6. Are there federal matching requirements? If yes, please explain.</b></p> <p>No</p> <p><b>7. Is this a federally mandated program? If yes, please explain.</b></p> <p>No</p>	



## CORE DECISION ITEM

<b>Department: Office of Administration</b>	<b>Budget Unit</b> <u>30530C</u>
<b>Division: Budget and Planning</b>	
<b>Core: Operating</b>	<b>HB Section</b> <u>5.020</u>

### 1. CORE FINANCIAL SUMMARY

FY 2024 Budget Request					FY 2024 Governor's Recommendation				
	GR	Federal	Other	Total		GR	Federal	Other	Total
PS	2,062,605	0	0	2,062,605	PS	0	0	0	0
EE	71,473	0	0	71,473	EE	0	0	0	0
PSD	0	0	0	0	PSD	0	0	0	0
TRF	0	0	0	0	TRF	0	0	0	0
<b>Total</b>	<b>2,134,078</b>	<b>0</b>	<b>0</b>	<b>2,134,078</b>	<b>Total</b>	<b>0</b>	<b>0</b>	<b>0</b>	<b>0</b>
<b>FTE</b>	<b>26.00</b>	<b>0.00</b>	<b>0.00</b>	<b>26.00</b>	<b>FTE</b>	<b>0.00</b>	<b>0.00</b>	<b>0.00</b>	<b>0.00</b>
<b>Est. Fringe</b>	<b>1,157,674</b>	<b>0</b>	<b>0</b>	<b>1,157,674</b>	<b>Est. Fringe</b>	<b>0</b>	<b>0</b>	<b>0</b>	<b>0</b>
<i>Note: Fringes budgeted in House Bill 5 except for certain fringes budgeted directly to MoDOT, Highway Patrol, and Conservation.</i>					<i>Note: Fringes budgeted in House Bill 5 except for certain fringes budgeted directly to MoDOT, Highway Patrol, and Conservation.</i>				

Other Funds:

Other Funds:

### 2. CORE DESCRIPTION

Chapter 33, RSMo tasks the Division of Budget and Planning to assist in executive branch management. The core amounts provide the ability to carry out the functions listed in #3 below.

### 3. PROGRAM LISTING (list programs included in this core funding)

The Division of Budget and Planning (BAP) exists to improve the lives of Missourians by making government better by providing analysis, resolving problems, and embracing improvement.

Specifically, BAP provides analysis and data to the Commissioner of Administration, Office of the Governor, General Assembly, and state agencies regarding fiscal and other policies. Our primary duties include:

- to provide support to the Governor in the creation of the Governor's recommended budget, and
- to serve Missouri taxpayers by implementing the final budget in a balanced and efficient manner.

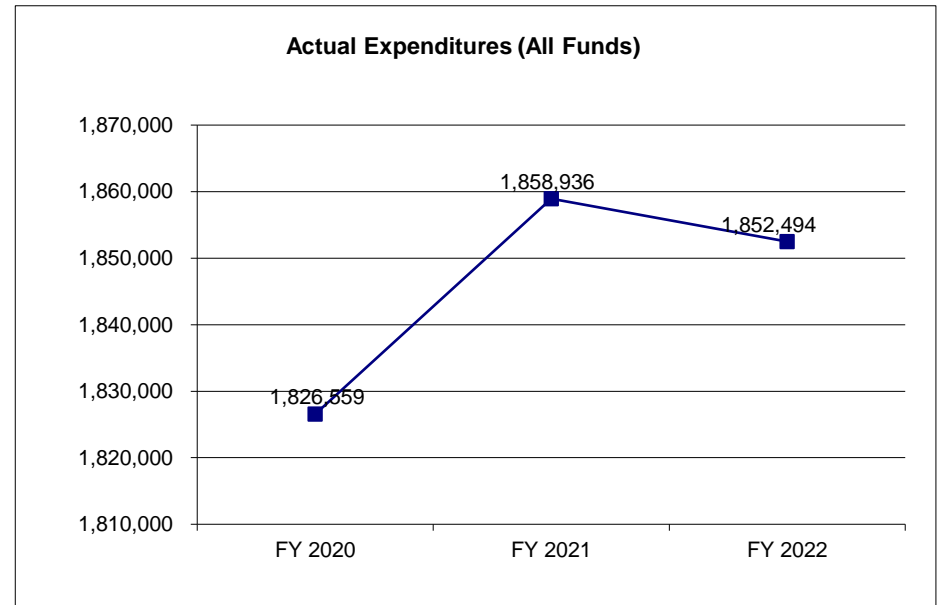
Additionally, BAP provides economic forecasts, state demographic services, legislation monitoring, and coordinates the executive agencies in addressing statewide

## CORE DECISION ITEM

<b>Department: Office of Administration</b>	<b>Budget Unit</b> <u>30530C</u>
<b>Division: Budget and Planning</b>	
<b>Core: Operating</b>	<b>HB Section</b> <u>5.020</u>

### 4. FINANCIAL HISTORY

	<b>FY 2020 Actual</b>	<b>FY 2021 Actual</b>	<b>FY 2022 Actual</b>	<b>FY 2023 Current Yr.</b>
Appropriation (All Funds)	1,971,738	1,998,032	2,001,283	2,134,078
Less Reverted (All Funds)	(59,152)	(54,250)	(60,038)	(64,022)
Less Restricted (All Funds)*	0	0	0	0
Budget Authority (All Funds)	1,912,586	1,943,782	1,941,245	2,070,056
Actual Expenditures (All Funds)	1,826,559	1,858,936	1,852,494	N/A
Unexpended (All Funds)	86,027	84,846	88,751	N/A
Unexpended, by Fund:				
General Revenue	86,027	84,846	1,852,494	N/A
Federal	0	0	0	N/A
Other	0	0	0	N/A



Reverted includes the statutory three percent reserve amount (when applicable).

Restricted includes any Governor's expenditure restrictions which remained at the end of the fiscal year (when applicable).

### NOTES:

**CORE RECONCILIATION DETAIL**

**STATE  
BUDGET & PLANNING - OPER**

**5. CORE RECONCILIATION DETAIL**

	<b>Budget Class</b>	<b>FTE</b>	<b>GR</b>	<b>Federal</b>	<b>Other</b>	<b>Total</b>	<b>Explanation</b>
<b>TAFP AFTER VETOES</b>							
	PS	26.00	2,062,605	0	0	2,062,605	
	EE	0.00	71,473	0	0	71,473	
	<b>Total</b>	<b>26.00</b>	<b>2,134,078</b>	<b>0</b>	<b>0</b>	<b>2,134,078</b>	
<b>DEPARTMENT CORE REQUEST</b>							
	PS	26.00	2,062,605	0	0	2,062,605	
	EE	0.00	71,473	0	0	71,473	
	<b>Total</b>	<b>26.00</b>	<b>2,134,078</b>	<b>0</b>	<b>0</b>	<b>2,134,078</b>	
<b>GOVERNOR'S RECOMMENDED CORE</b>							
	PS	26.00	2,062,605	0	0	2,062,605	
	EE	0.00	71,473	0	0	71,473	
	<b>Total</b>	<b>26.00</b>	<b>2,134,078</b>	<b>0</b>	<b>0</b>	<b>2,134,078</b>	

## DECISION ITEM SUMMARY

Budget Unit								
Decision Item	FY 2022	FY 2022	FY 2023	FY 2023	FY 2024	FY 2024	*****	*****
Budget Object Summary	ACTUAL	ACTUAL	BUDGET	BUDGET	DEPT REQ	DEPT REQ	SECURED	SECURED
Fund	DOLLAR	FTE	DOLLAR	FTE	DOLLAR	FTE	COLUMN	COLUMN
<b>BUDGET &amp; PLANNING - OPER</b>								
<b>CORE</b>								
PERSONAL SERVICES								
GENERAL REVENUE	1,727,539	24.04	2,062,605	26.00	2,062,605	26.00	0	0.00
TOTAL - PS	1,727,539	24.04	2,062,605	26.00	2,062,605	26.00	0	0.00
EXPENSE & EQUIPMENT								
GENERAL REVENUE	124,956	0.00	71,473	0.00	71,473	0.00	0	0.00
TOTAL - EE	124,956	0.00	71,473	0.00	71,473	0.00	0	0.00
<b>TOTAL</b>	<b>1,852,495</b>	<b>24.04</b>	<b>2,134,078</b>	<b>26.00</b>	<b>2,134,078</b>	<b>26.00</b>	<b>0</b>	<b>0.00</b>
<b>B&amp;P Continuity of Operations - 1300013</b>								
PERSONAL SERVICES								
GENERAL REVENUE	0	0.00	0	0.00	90,000	1.00	0	0.00
TOTAL - PS	0	0.00	0	0.00	90,000	1.00	0	0.00
EXPENSE & EQUIPMENT								
GENERAL REVENUE	0	0.00	0	0.00	7,579	0.00	0	0.00
TOTAL - EE	0	0.00	0	0.00	7,579	0.00	0	0.00
<b>TOTAL</b>	<b>0</b>	<b>0.00</b>	<b>0</b>	<b>0.00</b>	<b>97,579</b>	<b>1.00</b>	<b>0</b>	<b>0.00</b>
<b>GRAND TOTAL</b>	<b>\$1,852,495</b>	<b>24.04</b>	<b>\$2,134,078</b>	<b>26.00</b>	<b>\$2,231,657</b>	<b>27.00</b>	<b>\$0</b>	<b>0.00</b>

9/16/22 15:53

im\_disummary

## FLEXIBILITY REQUEST FORM

<b>BUDGET UNIT NUMBER:</b> 30530 <b>BUDGET UNIT NAME:</b> B&P Operating <b>HOUSE BILL SECTION:</b> 5.020	<b>DEPARTMENT:</b> Office of Administration  <b>DIVISION:</b> Budget and Planning
--	---

**1. Provide the amount by fund of personal service flexibility and the amount by fund of expense and equipment flexibility you are requesting in dollar and percentage terms and explain why the flexibility is needed. If flexibility is being requested among divisions, provide the amount by fund of flexibility you are requesting in dollar and percentage terms and explain why the flexibility is needed.**

### DEPARTMENT REQUEST

15% of PS and E&E budgeted amount-this totals \$309,400 personal service/\$10,720 expense and equipment. In the past, this flexibility has allowed the division to pay accrued time when a team member leaves the division, replace critical office equipment, and meet basic training and professional development needs for staff.

**2. Estimate how much flexibility will be used for the budget year. How much flexibility was used in the Prior Year Budget and the Current Year Budget? Please specify the amount.**

PRIOR YEAR ACTUAL AMOUNT OF FLEXIBILITY USED	CURRENT YEAR ESTIMATED AMOUNT OF FLEXIBILITY THAT WILL BE USED	BUDGET REQUEST ESTIMATED AMOUNT OF FLEXIBILITY THAT WILL BE USED
\$61,300	Unknown due to unforeseen team member turn over and statewide budget training costs.	Unknown due to unforeseen team member turn over and statewide budget training costs.

**3. Please explain how flexibility was used in the prior and/or current years.**

PRIOR YEAR EXPLAIN ACTUAL USE	CURRENT YEAR EXPLAIN PLANNED USE
National Association of State Budget Officers FY22 and 23 dues	Unknown due to unforeseen team member turn over and statewide budget training costs.

# DECISION ITEM DETAIL

Budget Unit	FY 2022	FY 2022	FY 2023	FY 2023	FY 2024	FY 2024	*****	*****
Decision Item	ACTUAL	ACTUAL	BUDGET	BUDGET	DEPT REQ	DEPT REQ	SECURED	SECURED
Budget Object Class	DOLLAR	FTE	DOLLAR	FTE	DOLLAR	FTE	COLUMN	COLUMN
<b>BUDGET &amp; PLANNING - OPER</b>								
<b>CORE</b>								
DIVISION DIRECTOR	126,784	1.01	131,314	1.00	131,314	1.00	0	0.00
DESIGNATED PRINCIPAL ASST DIV	120,526	1.59	0	0.00	0	0.00	0	0.00
MISCELLANEOUS PROFESSIONAL	4,099	0.04	30,028	1.00	30,028	1.00	0	0.00
SPECIAL ASST PROFESSIONAL	69,982	1.00	0	0.00	0	0.00	0	0.00
LEAD ADMIN SUPPORT ASSISTANT	33,043	0.79	78,143	1.00	78,143	1.00	0	0.00
ADMIN SUPPORT PROFESSIONAL	66,542	1.24	56,318	1.00	56,318	1.00	0	0.00
SR BUSINESS PROJECT MANAGER	16,800	0.21	0	0.00	0	0.00	0	0.00
SENIOR PROGRAM SPECIALIST	29,854	0.46	75,935	1.00	75,935	1.00	0	0.00
SENIOR RESEARCH/DATA ANALYST	40,212	0.50	84,992	1.00	84,992	1.00	0	0.00
SENIOR ACCOUNTS ASSISTANT	0	0.00	69,404	1.00	69,404	1.00	0	0.00
INTERMEDIATE ACCOUNTANT	58,455	1.00	0	0.00	0	0.00	0	0.00
BUDGET AND POLICY ANALYST	239,539	4.26	821,521	11.00	821,521	11.00	0	0.00
SENIOR BUDGET & POLICY ANALYST	425,755	6.30	532,023	6.00	532,023	6.00	0	0.00
BUDGET AND POLICY SUPERVISOR	210,118	2.50	101,201	1.00	101,201	1.00	0	0.00
BUDGET AND POLICY MANAGER	198,693	2.02	0	0.00	0	0.00	0	0.00
CHIEF ECONOMIST	87,137	1.12	81,726	1.00	81,726	1.00	0	0.00
<b>TOTAL - PS</b>	<b>1,727,539</b>	<b>24.04</b>	<b>2,062,605</b>	<b>26.00</b>	<b>2,062,605</b>	<b>26.00</b>	<b>0</b>	<b>0.00</b>
TRAVEL, IN-STATE	0	0.00	660	0.00	660	0.00	0	0.00
TRAVEL, OUT-OF-STATE	0	0.00	5,036	0.00	5,036	0.00	0	0.00
SUPPLIES	6,965	0.00	17,372	0.00	17,372	0.00	0	0.00
PROFESSIONAL DEVELOPMENT	64,150	0.00	29,925	0.00	29,925	0.00	0	0.00
COMMUNICATION SERV & SUPP	6,438	0.00	10,090	0.00	10,090	0.00	0	0.00
PROFESSIONAL SERVICES	38,677	0.00	5,108	0.00	5,108	0.00	0	0.00
HOUSEKEEPING & JANITORIAL SERV	0	0.00	50	0.00	50	0.00	0	0.00
M&R SERVICES	2,049	0.00	50	0.00	50	0.00	0	0.00
COMPUTER EQUIPMENT	0	0.00	909	0.00	909	0.00	0	0.00
OFFICE EQUIPMENT	5,354	0.00	2,073	0.00	2,073	0.00	0	0.00
OTHER EQUIPMENT	579	0.00	150	0.00	150	0.00	0	0.00
BUILDING LEASE PAYMENTS	136	0.00	0	0.00	0	0.00	0	0.00

# DECISION ITEM DETAIL

Budget Unit	FY 2022	FY 2022	FY 2023	FY 2023	FY 2024	FY 2024	*****	*****
Decision Item	ACTUAL	ACTUAL	BUDGET	BUDGET	DEPT REQ	DEPT REQ	SECURED	SECURED
Budget Object Class	DOLLAR	FTE	DOLLAR	FTE	DOLLAR	FTE	COLUMN	COLUMN
<b>BUDGET &amp; PLANNING - OPER</b>								
<b>CORE</b>								
MISCELLANEOUS EXPENSES	608	0.00	50	0.00	50	0.00	0	0.00
<b>TOTAL - EE</b>	<b>124,956</b>	<b>0.00</b>	<b>71,473</b>	<b>0.00</b>	<b>71,473</b>	<b>0.00</b>	<b>0</b>	<b>0.00</b>
<b>GRAND TOTAL</b>	<b>\$1,852,495</b>	<b>24.04</b>	<b>\$2,134,078</b>	<b>26.00</b>	<b>\$2,134,078</b>	<b>26.00</b>	<b>\$0</b>	<b>0.00</b>
GENERAL REVENUE	\$1,852,495	24.04	\$2,134,078	26.00	\$2,134,078	26.00		0.00
FEDERAL FUNDS	\$0	0.00	\$0	0.00	\$0	0.00		0.00
OTHER FUNDS	\$0	0.00	\$0	0.00	\$0	0.00		0.00

**NEW DECISION ITEM**  
**RANK: 1 OF 1**

<b>Department:</b> Office of Administration	<b>Budget Unit</b> 30530
<b>Division:</b> Budget and Planning	
<b>DI Name:</b> State Budget Continuity of Operations <b>DI#</b> 1300013	<b>HB Section</b> 5.020

**1. AMOUNT OF REQUEST**

	FY 2024 Budget Request			
	GR	Federal	Other	Total
PS	90,000	0	0	90,000
EE	7,579	0	0	7,579
PSD	0	0	0	0
TRF	0	0	0	0
<b>Total</b>	<b>97,579</b>	<b>0</b>	<b>0</b>	<b>97,579</b>
<b>FTE</b>	<b>1.00</b>	<b>0.00</b>	<b>0.00</b>	<b>1.00</b>

<b>Est. Fringe</b>	48,418	0	0	48,418
--------------------	--------	---	---	--------

*Note: Fringes budgeted in House Bill 5 except for certain fringes budgeted directly to MoDOT, Highway Patrol, and Conservation.*

	FY 2024 Governor's Recommendation			
	GR	Federal	Other	Total
PS	0	0	0	0
EE	0	0	0	0
PSD	0	0	0	0
TRF	0	0	0	0
<b>Total</b>	<b>0</b>	<b>0</b>	<b>0</b>	<b>0</b>
<b>FTE</b>	<b>0.00</b>	<b>0.00</b>	<b>0.00</b>	<b>0.00</b>

<b>Est. Fringe</b>	0	0	0	0
--------------------	---	---	---	---

*Note: Fringes budgeted in House Bill 5 except for certain fringes budgeted directly to MoDOT, Highway Patrol, and Conservation.*

**2. THIS REQUEST CAN BE CATEGORIZED AS:**

<input type="checkbox"/> New Legislation	<input type="checkbox"/> New Program	<input type="checkbox"/> Fund Switch
<input type="checkbox"/> Federal Mandate	<input type="checkbox"/> Program Expansion	<input type="checkbox"/> Cost to Continue
<input type="checkbox"/> GR Pick-Up	<input type="checkbox"/> Space Request	<input type="checkbox"/> Equipment Replacement
<input type="checkbox"/> Pay Plan	<input checked="" type="checkbox"/> Other: Continuity of Operations	

**3. WHY IS THIS FUNDING NEEDED? PROVIDE AN EXPLANATION FOR ITEMS CHECKED IN #2. INCLUDE THE FEDERAL OR STATE STATUTORY OR CONSTITUTIONAL AUTHORIZATION FOR THIS PROGRAM.**

What would happen if one or more key Executive Branch budget process participants became incapacitated or unavailable at a critical moment? How might this impact the overall budget constitutional mandates? How might this impact the Executive Branch's ability to meet constitutional demands? How might this impact the Executive Branch's ability to collaborate with, and provide accurate timely responses to, the General Assembly? Even a moment's reflection on these questions can conjure images of potential chaos and threats to the process.

**Continuity of operations planning is essential for the state budget process. Such planning must consider the loss of pivotal budget process participants.**



**NEW DECISION ITEM**

**RANK:** 1 **OF** 1

<b>Department:</b> <u>Office of Administration</u> <b>Division:</b> <u>Budget and Planning</u> <b>DI Name:</b> <u>State Budget Continuity of Operations</u> <b>DI#</b> <u>1300013</u>	<b>Budget Unit</b> <u>30530</u>  <b>HB Section</b> <u>5.020</u>
<p>Beyond the Governor, the Executive Branch state budget process has three positions of particular importance: The State Budget Director, the Assistant State Budget Director, and the State Economist.</p> <p>As directed by gubernatorial leadership, the State Budget Director captains the budget process in the Executive Branch and directs implementation of the finally passed budget. The Assistant State Budget Director provides indispensable technical support the State Budget Director requires. Finally, the State Economist provides on-going revenue collections data and analysis critical to a balanced budget. The State Economist also assembles the fiscal estimates for tax legislation.</p> <p>To maintain an uninterrupted ability to build and implement a constitutionally balanced budget, the Division of Budget and Planning requests a new position to support and cross train with the Assistant Director for Budget. Additionally, to free up budget function capacity for the Assistant Budget Director, this position will assume some administrative duties as well as supervise and cross train with the State Economist. For the same reason, this position will assume supervision of several other team members as well.</p> <p>In the event of key budget participant's unavailability, this cross-trained position will allow remaining Budget and Planning team members to quickly and effectively shift duties in order to meet constitutional and statutory mandates.</p> <p>Additionally, this emergency response plan will allow the Executive Branch to continue to provide timely collaboration and accurate data to the General Assembly.</p>	
<p><b>4. DESCRIBE THE DETAILED ASSUMPTIONS USED TO DERIVE THE SPECIFIC REQUESTED AMOUNT. (How did you determine that the requested number of FTE were appropriate? From what source or standard did you derive the requested levels of funding? Were alternatives such as outsourcing or automation considered? If based on new legislation, does request tie to TAFP fiscal note? If not, explain why. Detail which portions of the request are one-times and how those amounts were calculated.)</b></p> <p>The estimate assumes one additional team member whose salary is consistent with other Budget and Planning team members of similar duties and responsibilities. The team member will be housed in existing Budget and Planning space.</p>	

**NEW DECISION ITEM**

RANK: 1 OF 1

Department: Office of Administration	Budget Unit	30530
Division: Budget and Planning		
DI Name: State Budget Continuity of Operations	DI# 1300013	HB Section
		5.020

**5. BREAK DOWN THE REQUEST BY BUDGET OBJECT CLASS, JOB CLASS, AND FUND SOURCE. IDENTIFY ONE-TIME COSTS.**

Budget Object Class/Job Class	Dept Req GR DOLLARS	Dept Req GR FTE	Dept Req FED DOLLARS	Dept Req FED FTE	Dept Req OTHER DOLLARS	Dept Req OTHER FTE	Dept Req TOTAL DOLLARS	Dept Req TOTAL FTE	Dept Req One-Time DOLLARS
Budget and Policy Supervisor/	90,000	1.0					90,000	1.0	
							0	0.0	
<b>Total PS</b>	<b>90,000</b>	<b>1.0</b>	<b>0</b>	<b>0.0</b>	<b>0</b>	<b>0.0</b>	<b>90,000</b>	<b>1.0</b>	<b>0</b>
One-Time IT Costs BOB 480	3,304						3,304		<b>3,304</b>
On-going IT Costs BOB 480	3,485						3,485		
Office Supplies BOB 190	790						790		<b>790</b>
<b>Total EE</b>	<b>7,579</b>		<b>0</b>		<b>0</b>		<b>7,579</b>		<b>4,094</b>
<b>Grand Total</b>	<b>97,579</b>	<b>1.0</b>	<b>0</b>	<b>0.0</b>	<b>0</b>	<b>0.0</b>	<b>97,579</b>	<b>1.0</b>	<b>4,094</b>

Budget Object Class/Job Class	Gov Rec GR DOLLARS	Gov Rec GR FTE	Gov Rec FED DOLLARS	Gov Rec FED FTE	Gov Rec OTHER DOLLARS	Gov Rec OTHER FTE	Gov Rec TOTAL DOLLARS	Gov Rec TOTAL FTE	Gov Rec One-Time DOLLARS
							0		
							0	0.0	
<b>Total PS</b>	<b>0</b>	<b>0.0</b>	<b>0</b>	<b>0.0</b>	<b>0</b>	<b>0.0</b>	<b>0</b>	<b>0.0</b>	<b>0</b>
							0		
							0		
<b>Total EE</b>	<b>0</b>		<b>0</b>		<b>0</b>		<b>0</b>		<b>0</b>
<b>Grand Total</b>	<b>0</b>	<b>0.0</b>	<b>0</b>	<b>0.0</b>	<b>0</b>	<b>0.0</b>	<b>0</b>	<b>0.0</b>	<b>0</b>

# DECISION ITEM DETAIL

Budget Unit	FY 2022	FY 2022	FY 2023	FY 2023	FY 2024	FY 2024	*****	*****
Decision Item	ACTUAL	ACTUAL	BUDGET	BUDGET	DEPT REQ	DEPT REQ	SECURED	SECURED
Budget Object Class	DOLLAR	FTE	DOLLAR	FTE	DOLLAR	FTE	COLUMN	COLUMN
<b>BUDGET &amp; PLANNING - OPER</b>								
<b>B&amp;P Continuity of Operations - 1300013</b>								
BUDGET AND POLICY SUPERVISOR	0	0.00	0	0.00	90,000	1.00	0	0.00
<b>TOTAL - PS</b>	<b>0</b>	<b>0.00</b>	<b>0</b>	<b>0.00</b>	<b>90,000</b>	<b>1.00</b>	<b>0</b>	<b>0.00</b>
SUPPLIES	0	0.00	0	0.00	790	0.00	0	0.00
COMPUTER EQUIPMENT	0	0.00	0	0.00	6,789	0.00	0	0.00
<b>TOTAL - EE</b>	<b>0</b>	<b>0.00</b>	<b>0</b>	<b>0.00</b>	<b>7,579</b>	<b>0.00</b>	<b>0</b>	<b>0.00</b>
<b>GRAND TOTAL</b>	<b>\$0</b>	<b>0.00</b>	<b>\$0</b>	<b>0.00</b>	<b>\$97,579</b>	<b>1.00</b>	<b>\$0</b>	<b>0.00</b>
<b>GENERAL REVENUE</b>	<b>\$0</b>	<b>0.00</b>	<b>\$0</b>	<b>0.00</b>	<b>\$97,579</b>	<b>1.00</b>		<b>0.00</b>
<b>FEDERAL FUNDS</b>	<b>\$0</b>	<b>0.00</b>	<b>\$0</b>	<b>0.00</b>	<b>\$0</b>	<b>0.00</b>		<b>0.00</b>
<b>OTHER FUNDS</b>	<b>\$0</b>	<b>0.00</b>	<b>\$0</b>	<b>0.00</b>	<b>\$0</b>	<b>0.00</b>		<b>0.00</b>

**PROGRAM DESCRIPTION**

**Department:** Office of Administration

**HB Section(s):** 05.020

**Program Name:** Budget and Planning

**Program is found in the following core budget(s):** Budget and Planning

**1a. What strategic priority does this program address?**

Using data and analytics to improve decision-making and transparency.

**1b. What does this program do?**

Budget and Planning manages the state's budget processes to achieve a balanced budget, promote financial stability and health, and to ensure the efficient and effective use of taxpayer dollars by:

- developing an annual Executive Budget in conjunction with the state agencies,
- forecasting state revenue collections and preparing economic forecasts,
- continuously monitoring revenues and spending to ensure a constitutionally balanced budget, and
- promoting fiscal transparency.

Budget and Planning also:

- analyzes budget, tax, fiscal policy, and legislative issues for the Executive Branch,
- coordinates with agencies to implement fiscal policies and priorities,
- monitors and reviews legislation with budget implications,
- monitors, tracks, and reviews legislation before the General Assembly,
- reviews and/or coordinates state-wide fiscal note responses,
- is the designated state demographic agency with demographic and reapportionment duties, and
- provides additional oversight and counsel for the statewide financial system upgrade.

**PROGRAM DESCRIPTION**

**Department:** Office of Administration

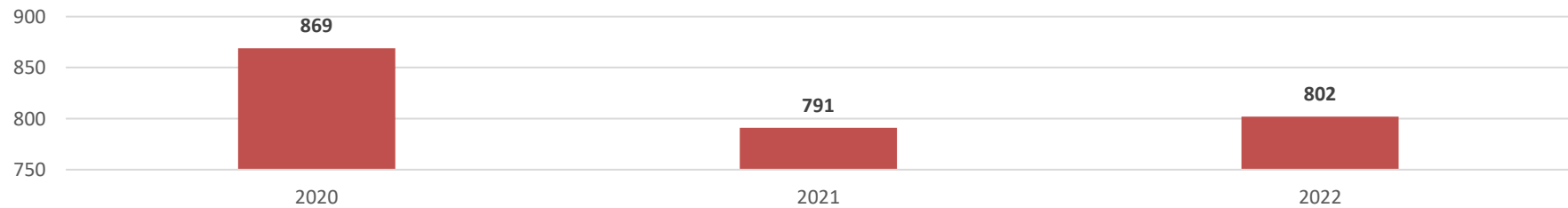
**HB Section(s):** 05.020

**Program Name:** Budget and Planning

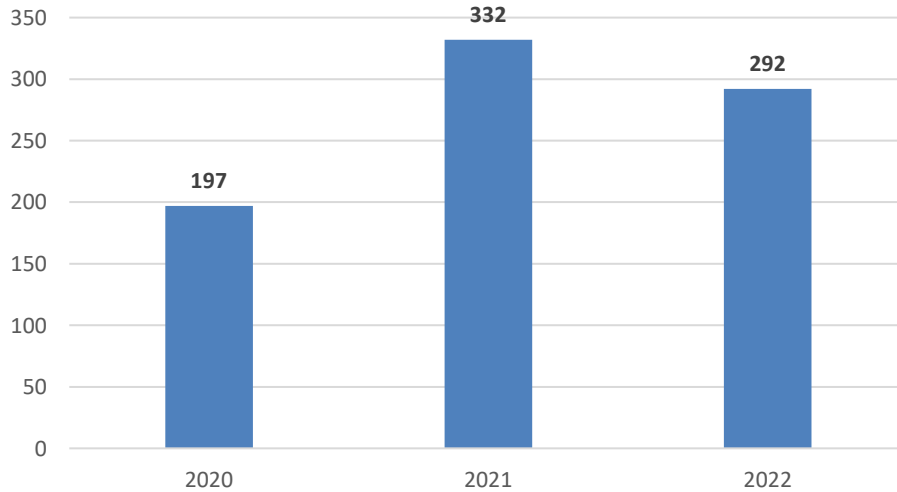
**Program is found in the following core budget(s):** Budget and Planning

**2a. Provide an activity measure(s) for the program.**

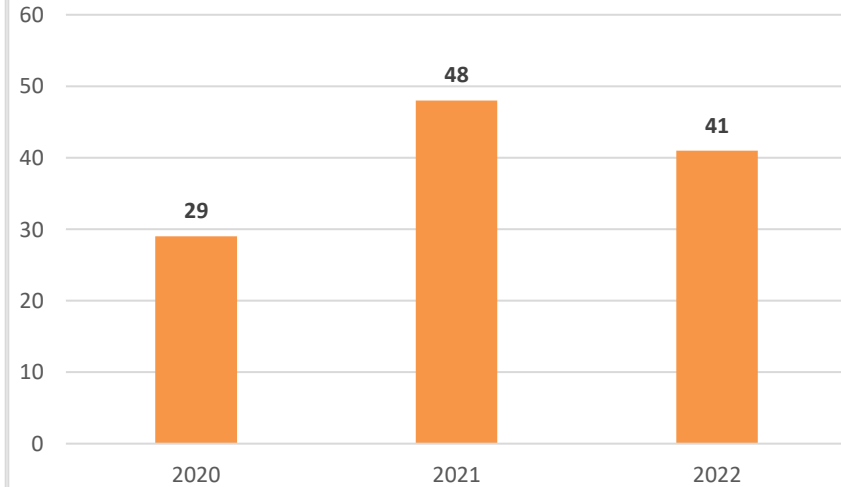
**2022 Fiscal Notes Submitted**



**Total Unique 2022 TAFP Bill Review Subjects**



**2022 Total Bill Reviews**



## PROGRAM DESCRIPTION

Department: Office of Administration

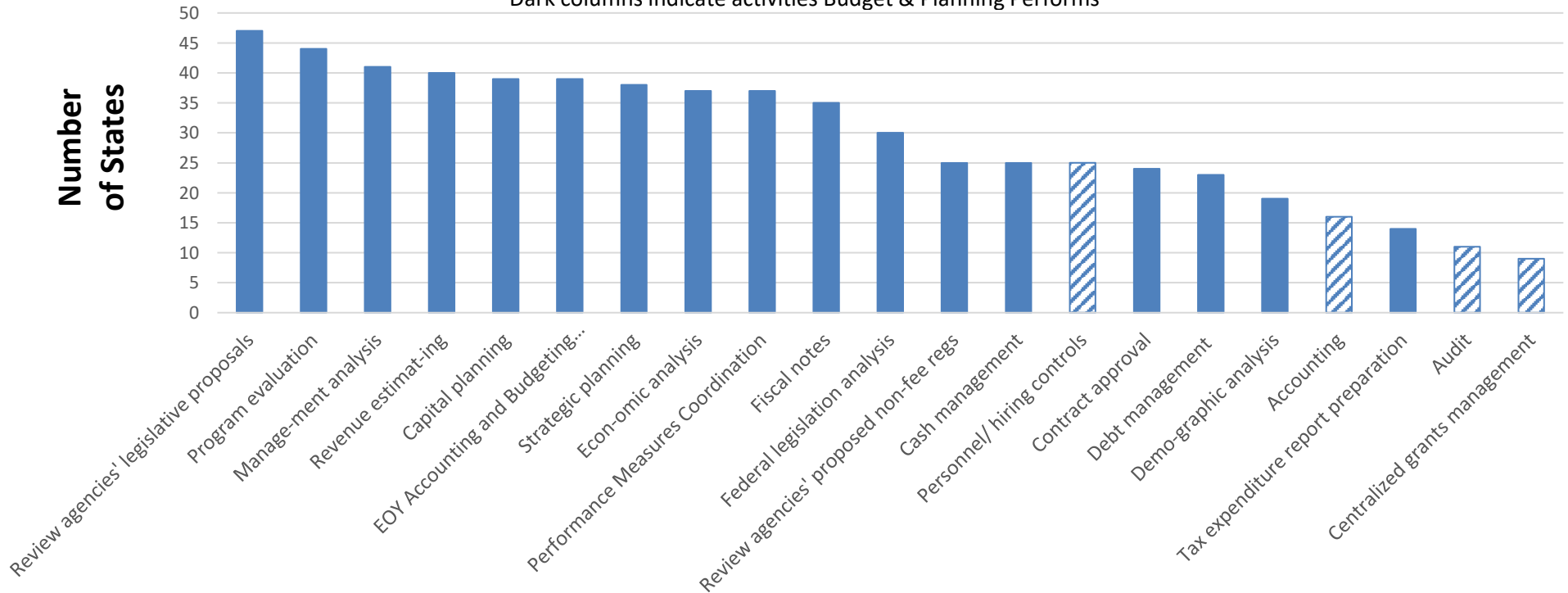
HB Section(s): 05.020

Program Name: Budget and Planning

Program is found in the following core budget(s): Budget and Planning

### State Budget Office Activities

Dark columns indicate activities Budget & Planning Performs



Missouri ranks in the top 6 among the 50 state budget offices for most analysis and management activities.

**Source:** National Association of State Budget Officers (NASBO), Budget Processes in the States, Spring 2021.

## PROGRAM DESCRIPTION

Department: Office of Administration

HB Section(s): 05.020

Program Name: Budget and Planning

Program is found in the following core budget(s): Budget and Planning

2b. Provide a measure(s) of the program's quality.

Missouri Credit Ratings							
	2016	2017	2018	2019	2020	2021	2022
<b>Moody's</b>	Aaa	Aaa	Aaa	Aaa	Aaa	Aaa	Aaa
<b>Fitch</b>	AAA	AAA	AAA	AAA	AAA	AAA	AAA
<b>S&amp;P Global</b>	AAA	AAA	AAA	AAA	AAA	AAA	AAA
% States	28.0%	28.0%	N/A	N/A	30.0%	30.0%	N/A

Triple "A" is the highest rating available from all three credit rating agencies. The higher a state's credit rating, the lower the cost to repay its bonds. High ratings signal that the state can and will meet its financial obligations to pay both interest and principal.

\*\*\*Sources:

Corson, Sussan. 2020. "U.S. State Ratings And Outlooks: Current List." *Spglobal.com*. <https://www.spglobal.com/ratings/en/research/articles/190319-u-s-state-ratings-and-outlooks-current-list-1738758> (28 August 2020).

"Credit Summary: Missouri, State Of (MO) [General Government]." 2020. *Fitchratings.com*. <https://www.fitchratings.com/entity/missouri-state-of-mo-general-government-credit-summary-96250226#ratings> (28 August 2020).

"Missouri (State Of)." 2020. *Moodys.com*. <https://www.moodys.com/credit-ratings/Missouri-State-of-credit-rating-600025104> (28 August 2020).

**PROGRAM DESCRIPTION**

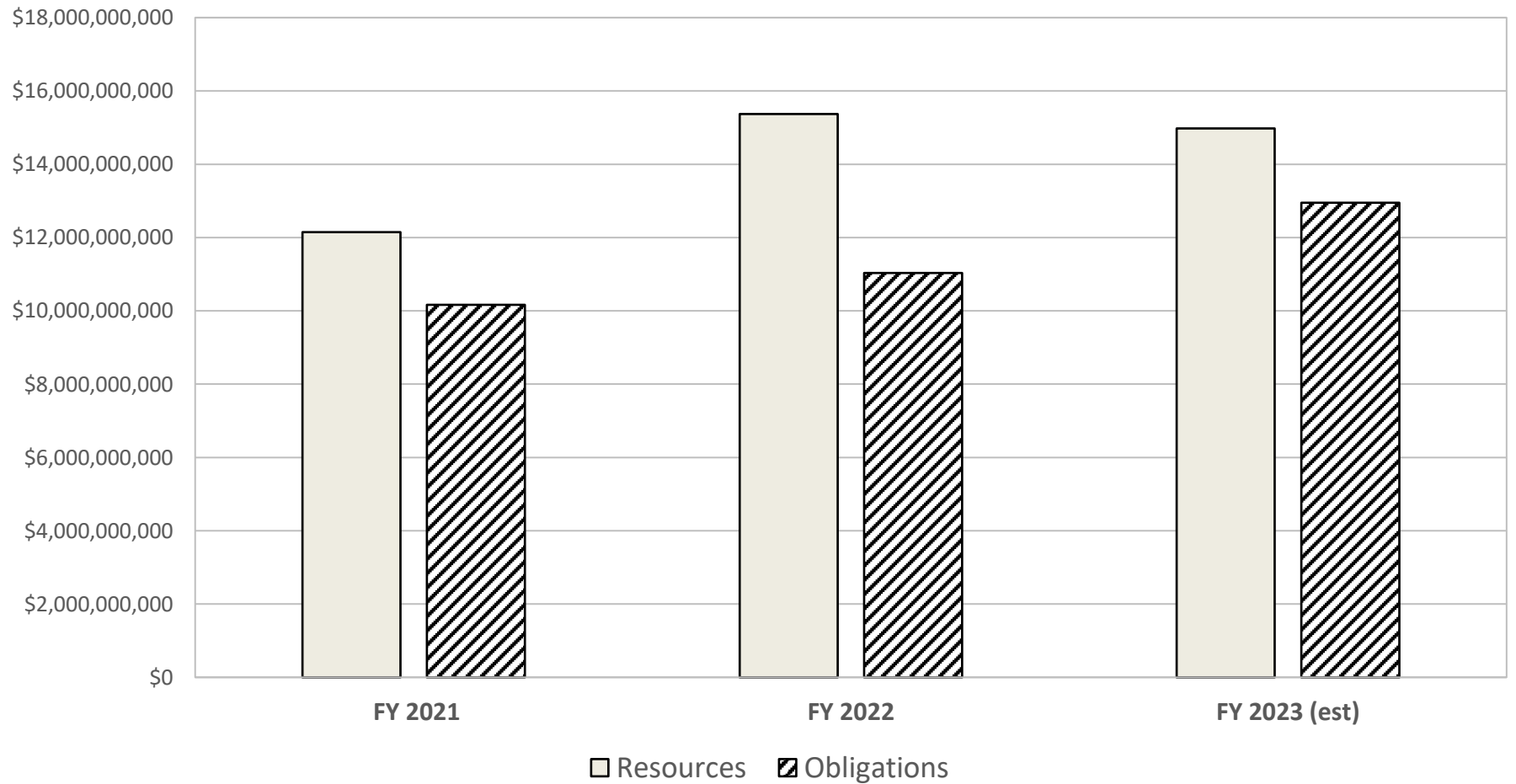
**Department:** Office of Administration

**HB Section(s):** 05.020

**Program Name:** Budget and Planning

**Program is found in the following core budget(s):** Budget and Planning

**Balanced Budget: General Revenue Resources vs. Obligations**





PROGRAM DESCRIPTION	
---------------------	--

**Department: Office of Administration**

HB Section(s): 05.020

<b>Program Name: Budget and Planning</b>
--

**Program is found in the following core budget(s): Budget and Planning**

2c. Provide a measure(s) of the program's impact.

US State Debt Per Capita (2020)

MA: \$11,146  
CT: \$10,909  
RI: \$8,415  
NJ: \$7,422  
MD: \$4,621  
DE: \$4,606

Missouri ranks 13th on US News and World Report's State Fiscal Stability Rankings



**PROGRAM DESCRIPTION**

**Department:** Office of Administration

**HB Section(s):** 05.020

**Program Name:** Budget and Planning

**Program is found in the following core budget(s):** Budget and Planning

**2d. Provide a measure(s) of the program's efficiency.**

State	# of Budget Analysts	FY23 Operating Budget (Billions)	Billions Per Analyst
IL	17	\$170.96	10.06
KY	10	\$48.76	4.88
MO	11	\$46.72	4.25
TN	13	\$52.52	4.04
AR	15	\$43.03	2.87
KS	9	\$22.90	2.54
NE	7	\$14.70	2.10
OK	8	\$10.93	1.37
IA	11	\$9.50	0.86
AVG	12.8	\$79.74	5.8

## PROGRAM DESCRIPTION

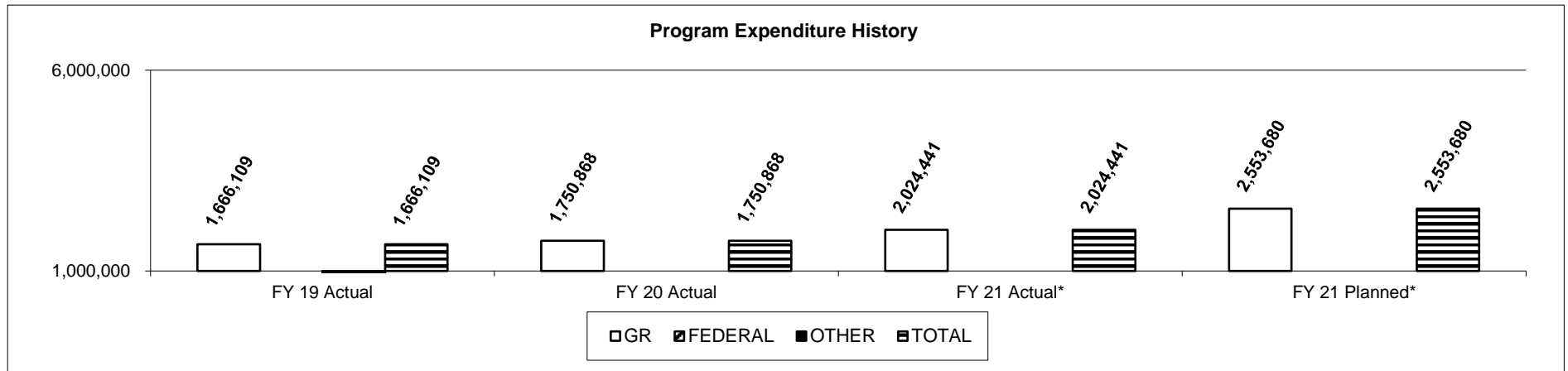
Department: Office of Administration

HB Section(s): 05.020

Program Name: Budget and Planning

Program is found in the following core budget(s): Budget and Planning

3. Provide actual expenditures for the prior three fiscal years and planned expenditures for the current fiscal year. (Note: Amounts do not include fringe benefit costs.)



\*Note- FY21 and FY22 reflect increase due to once a decade redistricting activities

4. What are the sources of the "Other " funds? N/A

5. What is the authorization for this program, i.e., federal or state statute, etc.? (Include the federal program number, if applicable.)

Chapter 33, RSMo charges the Division of Budget and Planning to assist in executive branch management.

6. Are there federal matching requirements? If yes, please explain. N/A

7. Is this a federally mandated program? If yes, please explain. No.

## CORE DECISION ITEM

<b>Department: Office of Administration</b>	<b>Budget Unit</b> <u>30540C</u>
<b>Division: Budget and Planning</b>	
<b>Core: Census Preparation and Support</b>	<b>HB Section</b> <u>5.020</u>

### 1. CORE FINANCIAL SUMMARY

FY 2024 Budget Request					FY 2024 Governor's Recommendation				
	GR	Federal	Other	Total		GR	Federal	Other	Total
PS	0	0	0	0	PS	0	0	0	0
EE	21,677	0	0	21,677	EE	0	0	0	0
PSD	0	0	0	0	PSD	0	0	0	0
TRF	0	0	0	0	TRF	0	0	0	0
<b>Total</b>	<b>21,677</b>	<b>0</b>	<b>0</b>	<b>21,677</b>	<b>Total</b>	<b>0</b>	<b>0</b>	<b>0</b>	<b>0</b>
<b>FTE</b>	<b>0.00</b>	<b>0.00</b>	<b>0.00</b>	<b>0.00</b>	<b>FTE</b>	<b>0.00</b>	<b>0.00</b>	<b>0.00</b>	<b>0.00</b>
<b>Est. Fringe</b>	<b>0</b>	<b>0</b>	<b>0</b>	<b>0</b>	<b>Est. Fringe</b>	<b>0</b>	<b>0</b>	<b>0</b>	<b>0</b>
<i>Note: Fringes budgeted in House Bill 5 except for certain fringes budgeted directly to MoDOT, Highway Patrol, and Conservation.</i>					<i>Note: Fringes budgeted in House Bill 5 except for certain fringes budgeted directly to MoDOT, Highway Patrol, and Conservation.</i>				

### 2. CORE DESCRIPTION

Section 37.130, RSMo., provides that the demographic unit in the Office of Administration "shall provide requested assistance in all reapportionment matters". The United States census occurred on April 1, 2020. The Missouri State Demographer prepares census, geographic, and election databases for reapportionment efforts following the census. In FY23, this core provided temporary staff and resources to support reapportionment activities including software and equipment purchases, training, data compilations, setting up a redistricting office, creating and maintaining a website for public use, coordinating public meetings and travel, filing draft and final plans with the Secretary of State, making maps of new districts available to elected officials, and providing data and support in the event of post map making legal challenges.

In FY24, with district map drawing duties presumably complete, the core request is to cut the majority of the funds but retain a small amount needed for on-going census/redistricting software licenses and some census related training.

### 3. PROGRAM LISTING (list programs included in this core funding)

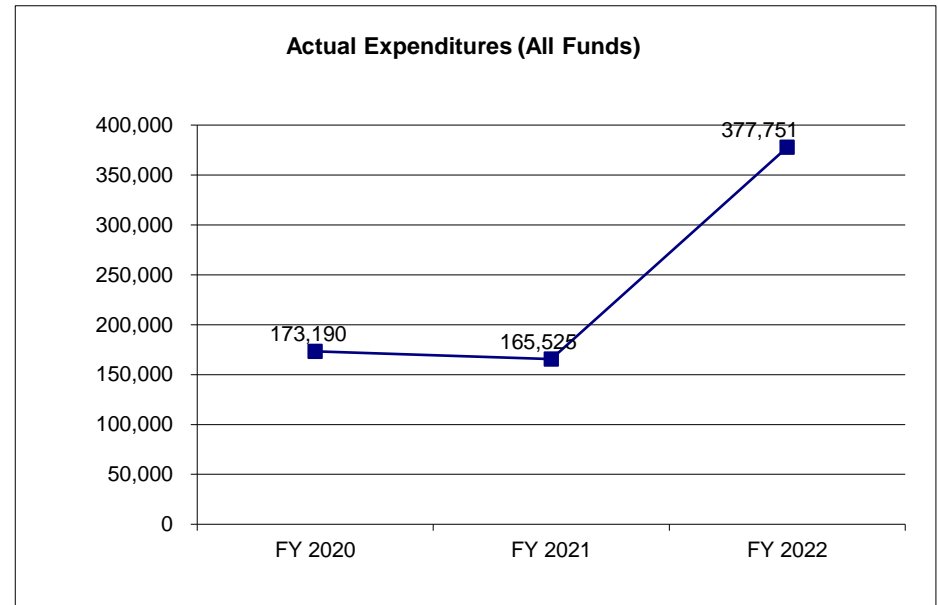
Census and reapportionment support

# CORE DECISION ITEM

<b>Department: Office of Administration</b>	<b>Budget Unit</b> <u>30540C</u>
<b>Division: Budget and Planning</b>	
<b>Core: Census Preparation and Support</b>	<b>HB Section</b> <u>5.020</u>

## 4. FINANCIAL HISTORY

	<b>FY 2020 Actual</b>	<b>FY 2021 Actual</b>	<b>FY 2022 Actual</b>	<b>FY 2023 Current Yr.</b>
Appropriation (All Funds)	253,968	292,845	552,397	568,910
Less Reverted (All Funds)	(7,619)	(5,428)	(16,572)	(17,067)
Less Restricted (All Funds)*	0			
Budget Authority (All Funds)	246,349	287,417	535,825	551,843
Actual Expenditures (All Funds)	173,190	165,525	377,751	N/A
Unexpended (All Funds)	73,159	121,892	158,074	N/A
Unexpended, by Fund:				
General Revenue	73,159	121,892	158,074	N/A
Federal	0	0	0	N/A
Other	0	0	0	N/A



Reverted includes the statutory three percent reserve amount (when applicable).

Restricted includes any Governor's expenditure restrictions which remained at the end of the fiscal year (when applicable).

### NOTES:

## CORE RECONCILIATION DETAIL

### STATE CENSUS PREPARATION

#### 5. CORE RECONCILIATION DETAIL

		Budget Class	FTE	GR	Federal	Other	Total	Explanation
<b>TAFP AFTER VETOES</b>								
		PS	3.00	238,844	0	0	238,844	
		EE	0.00	330,066	0	0	330,066	
		<b>Total</b>	<b>3.00</b>	<b>568,910</b>	<b>0</b>	<b>0</b>	<b>568,910</b>	
<b>DEPARTMENT CORE ADJUSTMENTS</b>								
Core Reduction	1005 5013	PS	(3.00)	(238,844)	0	0	(238,844)	Core reduction of funding that is no longer needed following the completion of census activities.
Core Reduction	1005 5063	EE	0.00	(308,389)	0	0	(308,389)	Core reduction of funding that is no longer needed following the completion of census activities.
<b>NET DEPARTMENT CHANGES</b>			<b>(3.00)</b>	<b>(547,233)</b>	<b>0</b>	<b>0</b>	<b>(547,233)</b>	
<b>DEPARTMENT CORE REQUEST</b>								
		PS	0.00	0	0	0	0	
		EE	0.00	21,677	0	0	21,677	
		<b>Total</b>	<b>0.00</b>	<b>21,677</b>	<b>0</b>	<b>0</b>	<b>21,677</b>	
<b>GOVERNOR'S RECOMMENDED CORE</b>								
		PS	0.00	0	0	0	0	
		EE	0.00	21,677	0	0	21,677	
		<b>Total</b>	<b>0.00</b>	<b>21,677</b>	<b>0</b>	<b>0</b>	<b>21,677</b>	

## DECISION ITEM SUMMARY

Budget Unit									
Decision Item	FY 2022	FY 2022	FY 2023	FY 2023	FY 2024	FY 2024	*****	*****	
Budget Object Summary	ACTUAL	ACTUAL	BUDGET	BUDGET	DEPT REQ	DEPT REQ	SECURED	SECURED	
Fund	DOLLAR	FTE	DOLLAR	FTE	DOLLAR	FTE	COLUMN	COLUMN	
<b>CENSUS PREPARATION</b>									
<b>CORE</b>									
PERSONAL SERVICES									
GENERAL REVENUE	210,832	3.11	238,844	3.00	0	0.00	0	0.00	
TOTAL - PS	210,832	3.11	238,844	3.00	0	0.00	0	0.00	
EXPENSE & EQUIPMENT									
GENERAL REVENUE	83,705	0.00	330,066	0.00	21,677	0.00	0	0.00	
TOTAL - EE	83,705	0.00	330,066	0.00	21,677	0.00	0	0.00	
<b>TOTAL</b>	<b>294,537</b>	<b>3.11</b>	<b>568,910</b>	<b>3.00</b>	<b>21,677</b>	<b>0.00</b>	<b>0</b>	<b>0.00</b>	
<b>GRAND TOTAL</b>	<b>\$294,537</b>	<b>3.11</b>	<b>\$568,910</b>	<b>3.00</b>	<b>\$21,677</b>	<b>0.00</b>	<b>\$0</b>	<b>0.00</b>	

9/16/22 15:53

im\_disummary

## FLEXIBILITY REQUEST FORM

<b>BUDGET UNIT NUMBER:</b> 30540 <b>BUDGET UNIT NAME:</b> Census/Redistricting Operations <b>HOUSE BILL SECTION:</b> 5.020	<b>DEPARTMENT:</b> Office of Administration  <b>DIVISION:</b> Budget and Planning-Census Activities Support
<b>1. Provide the amount by fund of personal service flexibility and the amount by fund of expense and equipment flexibility you are requesting in dollar and percentage terms and explain why the flexibility is needed. If flexibility is being requested among divisions, provide the amount by fund of flexibility you are requesting in dollar and percentage terms and explain why the flexibility is needed.</b>	
<b>DEPARTMENT REQUEST</b>	
The department requests 100% flexibility between PS & E&E. Reapportionment is a time sensitive, constitutionally mandated function. Maximum flexibility is requested to ensure the redistricting team has sufficient ability to address any issues that may occur which could prevent execution of constitutional duties.	
<b>2. Estimate how much flexibility will be used for the budget year. How much flexibility was used in the Prior Year Budget and the Current Year Budget? Please specify the amount.</b>	
<b>PRIOR YEAR ACTUAL AMOUNT OF FLEXIBILITY USED</b>	<b>CURRENT YEAR ESTIMATED AMOUNT OF FLEXIBILITY THAT WILL BE USED</b>
\$0	Unknown
<b>BUDGET REQUEST ESTIMATED AMOUNT OF FLEXIBILITY THAT WILL BE USED</b>	
The Redistricting Support Office provides statutory mandated support to the constitutional mandated redistricting process. Flexibility will help ensure the office has sufficient ability to address its duties within the constitutional timeline.	
<b>3. Please explain how flexibility was used in the prior and/or current years.</b>	
<b>PRIOR YEAR EXPLAIN ACTUAL USE</b>	<b>CURRENT YEAR EXPLAIN PLANNED USE</b>
N/A	Unforeseen needs to be address to complete the redistricting process within the established timeframe.



# DECISION ITEM DETAIL

Budget Unit	FY 2022	FY 2022	FY 2023	FY 2023	FY 2024	FY 2024	*****	*****
Decision Item	ACTUAL	ACTUAL	BUDGET	BUDGET	DEPT REQ	DEPT REQ	SECURED	SECURED
Budget Object Class	DOLLAR	FTE	DOLLAR	FTE	DOLLAR	FTE	COLUMN	COLUMN
<b>CENSUS PREPARATION</b>								
<b>CORE</b>								
DESIGNATED PRINCIPAL ASST DIV	65,781	1.12	0	0.00	0	0.00	0	0.00
MISCELLANEOUS PROFESSIONAL	0	0.00	152,950	2.00	0	0.00	0	0.00
SPECIAL ASST PROFESSIONAL	145,051	1.99	0	0.00	0	0.00	0	0.00
ADMIN SUPPORT ASSISTANT	0	0.00	18,176	0.00	0	0.00	0	0.00
PROJECT MANAGER	0	0.00	67,718	1.00	0	0.00	0	0.00
<b>TOTAL - PS</b>	<b>210,832</b>	<b>3.11</b>	<b>238,844</b>	<b>3.00</b>	<b>0</b>	<b>0.00</b>	<b>0</b>	<b>0.00</b>
TRAVEL, IN-STATE	47,553	0.00	198,080	0.00	14,158	0.00	0	0.00
TRAVEL, OUT-OF-STATE	0	0.00	12,800	0.00	4,332	0.00	0	0.00
SUPPLIES	337	0.00	1,488	0.00	0	0.00	0	0.00
PROFESSIONAL DEVELOPMENT	0	0.00	1,500	0.00	1,140	0.00	0	0.00
COMMUNICATION SERV & SUPP	3,309	0.00	13,693	0.00	2,047	0.00	0	0.00
PROFESSIONAL SERVICES	2,702	0.00	14,000	0.00	0	0.00	0	0.00
M&R SERVICES	19,100	0.00	7,801	0.00	0	0.00	0	0.00
COMPUTER EQUIPMENT	0	0.00	332	0.00	0	0.00	0	0.00
OFFICE EQUIPMENT	539	0.00	372	0.00	0	0.00	0	0.00
BUILDING LEASE PAYMENTS	7,366	0.00	0	0.00	0	0.00	0	0.00
MISCELLANEOUS EXPENSES	2,799	0.00	80,000	0.00	0	0.00	0	0.00
<b>TOTAL - EE</b>	<b>83,705</b>	<b>0.00</b>	<b>330,066</b>	<b>0.00</b>	<b>21,677</b>	<b>0.00</b>	<b>0</b>	<b>0.00</b>
<b>GRAND TOTAL</b>	<b>\$294,537</b>	<b>3.11</b>	<b>\$568,910</b>	<b>3.00</b>	<b>\$21,677</b>	<b>0.00</b>	<b>\$0</b>	<b>0.00</b>
<b>GENERAL REVENUE</b>	<b>\$294,537</b>	<b>3.11</b>	<b>\$568,910</b>	<b>3.00</b>	<b>\$21,677</b>	<b>0.00</b>		<b>0.00</b>
<b>FEDERAL FUNDS</b>	<b>\$0</b>	<b>0.00</b>	<b>\$0</b>	<b>0.00</b>	<b>\$0</b>	<b>0.00</b>		<b>0.00</b>
<b>OTHER FUNDS</b>	<b>\$0</b>	<b>0.00</b>	<b>\$0</b>	<b>0.00</b>	<b>\$0</b>	<b>0.00</b>		<b>0.00</b>

## CORE DECISION ITEM

<b>Department: Office of Administration</b>	<b>Budget Unit</b> <u>30615C</u>
<b>Division: Information Technology Services Division (ITSD)</b>	
<b>Core: ITSD Operating Core</b>	<b>HB Section</b> <u>05.025</u>

### 1. CORE FINANCIAL SUMMARY

	FY 2024 Budget Request			
	GR	Federal	Other	Total
<b>PS</b>	6,949,298	4,598,517	9,607,809	21,155,624
<b>EE</b>	18,879,813	2,116,934	41,723,653	62,720,400
<b>PSD</b>	1,000,000	0	263,650	1,263,650
<b>TRF</b>	0	0	0	0
<b>Total</b>	<b>26,829,111</b>	<b>6,715,451</b>	<b>51,595,112</b>	<b>85,139,674</b>

**FTE**                      **145.75**            **49.50**            **123.00**            **318.25**

<b>Est. Fringe</b>	4,806,763	2,449,046	5,422,007	12,677,816
--------------------	-----------	-----------	-----------	------------

*Note: Fringes budgeted in House Bill 5 except for certain fringes budgeted directly to MoDOT, Highway Patrol, and Conservation.*

Other Funds:        See Decision Item Summary on Following Pages

	FY 2024 Governor's Recommendation			
	GR	Federal	Other	Total
<b>PS</b>	0	0	0	0
<b>EE</b>	0	0	0	0
<b>PSD</b>	0	0	0	0
<b>TRF</b>	0	0	0	0
<b>Total</b>	<b>0</b>	<b>0</b>	<b>0</b>	<b>0</b>

**FTE**                      **0.00**            **0.00**            **0.00**            **0.00**

<b>Est. Fringe</b>	0	0	0	0
--------------------	---	---	---	---

*Note: Fringes budgeted in House Bill 5 except for certain fringes budgeted directly to MoDOT, Highway Patrol, and Conservation.*

Other Funds:

### 2. CORE DESCRIPTION

This core request is to fund centralized, enterprise-wide IT services for the 14 different departments that are supported by the Office of Administration, Information Technology Services Division (ITSD). The consolidation of these resources along functional units within ITSD has allowed the State to leverage knowledge sharing and collaboration among IT professionals, and reduce costs through aggregation of like contracts & services and volume purchasing options.

### 3. PROGRAM LISTING (list programs included in this core funding)

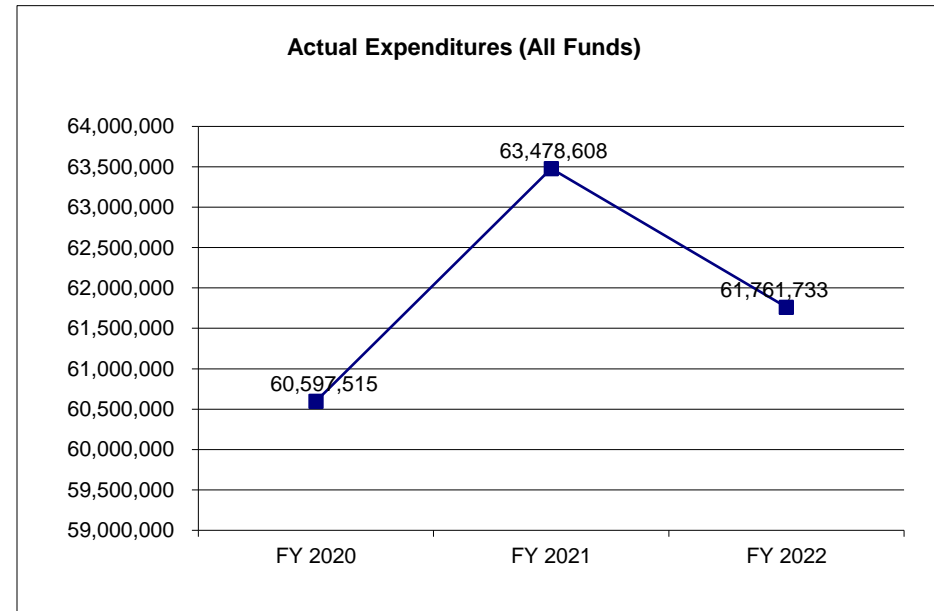
Office of the CIO	Office of Cyber Security
State Data Center	Enterprise Project Management Office
Telecommunications/Network	Office of Geospatial Information
Client Engagement Services	Fiscal & Administrative Services

## CORE DECISION ITEM

<b>Department: Office of Administration</b>	<b>Budget Unit</b> <u>30615C</u>
<b>Division: Information Technology Services Division (ITSD)</b>	
<b>Core: ITSD Operating Core</b>	<b>HB Section</b> <u>05.025</u>

### 4. FINANCIAL HISTORY

	<b>FY 2020 Actual</b>	<b>FY 2021 Actual</b>	<b>FY 2022 Actual</b>	<b>FY 2023 Current Yr.</b>
Appropriation (All Funds)	71,969,337	72,180,452	70,578,884	92,888,706
Less Reverted (All Funds)	(1,241,275)	(477,236)	(147,758)	(857,344)
Less Restricted (All Funds)*	0	0	0	0
Budget Authority (All Funds)	70,728,062	71,703,216	70,431,126	92,031,362
Actual Expenditures (All Funds)	60,597,515	63,478,608	61,761,733	N/A
Unexpended (All Funds)	10,130,547	8,224,608	8,669,393	N/A
Unexpended, by Fund:				
General Revenue	1,227,396	156,083	312,915	N/A
Federal	6,923,232	5,557,528	4,837,290	N/A
Other	1,979,919	2,510,997	3,519,188	N/A



\*Current Year restricted amount is as of \_\_\_\_\_.

Reverted includes the statutory three percent reserve amount (when applicable).

Restricted includes any Governor's expenditure restrictions which remained at the end of the fiscal year (when applicable).

### NOTES:

Actual appropriation is the budget authority amount after all required flexibility transactions were processed. Flexibility is used to help manage priorities for all consolidated agencies as IT needs for each agency can change very rapidly throughout the year.

## CORE RECONCILIATION DETAIL

STATE  
ITSD CONSOLIDATION

### 5. CORE RECONCILIATION DETAIL

				Budget Class	FTE	GR	Federal	Other	Total	Explanation
<b>TAFP AFTER VETOES</b>										
				PS	318.25	6,949,298	4,598,517	9,607,809	21,155,624	
				EE	0.00	20,628,845	5,116,934	41,723,653	67,469,432	
				PD	0.00	1,000,000	3,000,000	263,650	4,263,650	
				<b>Total</b>	<b>318.25</b>	<b>28,578,143</b>	<b>12,715,451</b>	<b>51,595,112</b>	<b>92,888,706</b>	
<b>DEPARTMENT CORE ADJUSTMENTS</b>										
1x Expenditures	46	8706		EE	0.00	(1,749,032)	0	0	(1,749,032)	Reduction of 1X expenditures included in the Cybersecurity Updates NDI.
1x Expenditures	50	2403		EE	0.00	0	(3,000,000)	0	(3,000,000)	Reduction of 1X expenditures included in the ITSD Customer Service NDI.
1x Expenditures	50	2403		PD	0.00	0	(3,000,000)	0	(3,000,000)	Reduction of 1X expenditures included in the ITSD Customer Service NDI.
<b>NET DEPARTMENT CHANGES</b>					<b>0.00</b>	<b>(1,749,032)</b>	<b>(6,000,000)</b>	<b>0</b>	<b>(7,749,032)</b>	
<b>DEPARTMENT CORE REQUEST</b>										
				PS	318.25	6,949,298	4,598,517	9,607,809	21,155,624	
				EE	0.00	18,879,813	2,116,934	41,723,653	62,720,400	
				PD	0.00	1,000,000	0	263,650	1,263,650	
				<b>Total</b>	<b>318.25</b>	<b>26,829,111</b>	<b>6,715,451</b>	<b>51,595,112</b>	<b>85,139,674</b>	
<b>GOVERNOR'S RECOMMENDED CORE</b>										
				PS	318.25	6,949,298	4,598,517	9,607,809	21,155,624	
				EE	0.00	18,879,813	2,116,934	41,723,653	62,720,400	

**CORE RECONCILIATION DETAIL**

**STATE  
ITSD CONSOLIDATION**

**5. CORE RECONCILIATION DETAIL**

	Budget Class	FTE	GR	Federal	Other	Total	Explanation
<b>GOVERNOR'S RECOMMENDED CORE</b>							
	PD	0.00	1,000,000	0	263,650	1,263,650	
	<b>Total</b>	<b>318.25</b>	<b>26,829,111</b>	<b>6,715,451</b>	<b>51,595,112</b>	<b>85,139,674</b>	

## DECISION ITEM SUMMARY

Budget Unit								
Decision Item	FY 2022	FY 2022	FY 2023	FY 2023	FY 2024	FY 2024	*****	*****
Budget Object Summary	ACTUAL	ACTUAL	BUDGET	BUDGET	DEPT REQ	DEPT REQ	SECURED	SECURED
Fund	DOLLAR	FTE	DOLLAR	FTE	DOLLAR	FTE	COLUMN	COLUMN
<b>ITSD CONSOLIDATION</b>								
<b>CORE</b>								
PERSONAL SERVICES								
GENERAL REVENUE	4,864,225	75.99	6,949,298	145.75	6,949,298	145.75	0	0.00
OA INFORMATION TECH FED& OTHER	13,669	0.33	4,598,517	49.50	4,598,517	49.50	0	0.00
MO REVOLVING INFO TECH TRUST	8,977,408	155.53	9,607,809	123.00	9,607,809	123.00	0	0.00
TOTAL - PS	13,855,302	231.85	21,155,624	318.25	21,155,624	318.25	0	0.00
EXPENSE & EQUIPMENT								
GENERAL REVENUE	9,588,345	0.00	20,628,845	0.00	18,879,813	0.00	0	0.00
OA INFORMATION TECH FED& OTHER	0	0.00	2,116,934	0.00	2,116,934	0.00	0	0.00
BUDGET STABILIZATION	0	0.00	3,000,000	0.00	0	0.00	0	0.00
MO REVOLVING INFO TECH TRUST	30,609,277	0.00	41,723,653	0.00	41,723,653	0.00	0	0.00
TOTAL - EE	40,197,622	0.00	67,469,432	0.00	62,720,400	0.00	0	0.00
PROGRAM-SPECIFIC								
GENERAL REVENUE	138,902	0.00	1,000,000	0.00	1,000,000	0.00	0	0.00
BUDGET STABILIZATION	0	0.00	3,000,000	0.00	0	0.00	0	0.00
MO REVOLVING INFO TECH TRUST	7,569,907	0.00	263,650	0.00	263,650	0.00	0	0.00
TOTAL - PD	7,708,809	0.00	4,263,650	0.00	1,263,650	0.00	0	0.00
<b>TOTAL</b>	<b>61,761,733</b>	<b>231.85</b>	<b>92,888,706</b>	<b>318.25</b>	<b>85,139,674</b>	<b>318.25</b>	<b>0</b>	<b>0.00</b>
<b>SB820 Capitol Wi-Fi - 1300020</b>								
EXPENSE & EQUIPMENT								
GENERAL REVENUE	0	0.00	0	0.00	5,438,906	0.00	0	0.00
TOTAL - EE	0	0.00	0	0.00	5,438,906	0.00	0	0.00
<b>TOTAL</b>	<b>0</b>	<b>0.00</b>	<b>0</b>	<b>0.00</b>	<b>5,438,906</b>	<b>0.00</b>	<b>0</b>	<b>0.00</b>
<b>Cloud Interconnectivity Servcs - 1300032</b>								
EXPENSE & EQUIPMENT								
GENERAL REVENUE	0	0.00	0	0.00	1,130,800	0.00	0	0.00
TOTAL - EE	0	0.00	0	0.00	1,130,800	0.00	0	0.00
<b>TOTAL</b>	<b>0</b>	<b>0.00</b>	<b>0</b>	<b>0.00</b>	<b>1,130,800</b>	<b>0.00</b>	<b>0</b>	<b>0.00</b>

9/23/22 13:57

im\_disummary

## DECISION ITEM SUMMARY

Budget Unit									
Decision Item	FY 2022	FY 2022	FY 2023	FY 2023	FY 2024	FY 2024	*****	*****	
Budget Object Summary	ACTUAL	ACTUAL	BUDGET	BUDGET	DEPT REQ	DEPT REQ	SECURED	SECURED	
Fund	DOLLAR	FTE	DOLLAR	FTE	DOLLAR	FTE	COLUMN	COLUMN	
<b>ITSD CONSOLIDATION</b>									
<b>Cloud Monitoring &amp; Management - 1300033</b>									
EXPENSE & EQUIPMENT									
GENERAL REVENUE	0	0.00	0	0.00	224,978	0.00	0	0.00	
TOTAL - EE	0	0.00	0	0.00	224,978	0.00	0	0.00	
<b>TOTAL</b>	<b>0</b>	<b>0.00</b>	<b>0</b>	<b>0.00</b>	<b>224,978</b>	<b>0.00</b>	<b>0</b>	<b>0.00</b>	
<b>Enterprise Single Sign-On - 1300034</b>									
PERSONAL SERVICES									
GENERAL REVENUE	0	0.00	0	0.00	320,000	4.00	0	0.00	
TOTAL - PS	0	0.00	0	0.00	320,000	4.00	0	0.00	
EXPENSE & EQUIPMENT									
GENERAL REVENUE	0	0.00	0	0.00	4,850,000	0.00	0	0.00	
TOTAL - EE	0	0.00	0	0.00	4,850,000	0.00	0	0.00	
<b>TOTAL</b>	<b>0</b>	<b>0.00</b>	<b>0</b>	<b>0.00</b>	<b>5,170,000</b>	<b>4.00</b>	<b>0</b>	<b>0.00</b>	
<b>Software License Management - 1300035</b>									
PERSONAL SERVICES									
GENERAL REVENUE	0	0.00	0	0.00	200,000	3.00	0	0.00	
TOTAL - PS	0	0.00	0	0.00	200,000	3.00	0	0.00	
EXPENSE & EQUIPMENT									
GENERAL REVENUE	0	0.00	0	0.00	830,000	0.00	0	0.00	
TOTAL - EE	0	0.00	0	0.00	830,000	0.00	0	0.00	
<b>TOTAL</b>	<b>0</b>	<b>0.00</b>	<b>0</b>	<b>0.00</b>	<b>1,030,000</b>	<b>3.00</b>	<b>0</b>	<b>0.00</b>	
<b>Operatns &amp; Applctn Monitoring - 1300036</b>									
PERSONAL SERVICES									
GENERAL REVENUE	0	0.00	0	0.00	700,000	9.00	0	0.00	
TOTAL - PS	0	0.00	0	0.00	700,000	9.00	0	0.00	
EXPENSE & EQUIPMENT									
GENERAL REVENUE	0	0.00	0	0.00	2,650,000	0.00	0	0.00	
TOTAL - EE	0	0.00	0	0.00	2,650,000	0.00	0	0.00	
<b>TOTAL</b>	<b>0</b>	<b>0.00</b>	<b>0</b>	<b>0.00</b>	<b>3,350,000</b>	<b>9.00</b>	<b>0</b>	<b>0.00</b>	

9/26/22 9:36

im\_disummary

## DECISION ITEM SUMMARY

Budget Unit									
Decision Item	FY 2022	FY 2022	FY 2023	FY 2023	FY 2024	FY 2024	*****	*****	
Budget Object Summary	ACTUAL	ACTUAL	BUDGET	BUDGET	DEPT REQ	DEPT REQ	SECURED	SECURED	
Fund	DOLLAR	FTE	DOLLAR	FTE	DOLLAR	FTE	COLUMN	COLUMN	
<b>ITSD CONSOLIDATION</b>									
<b>Enterprise Portfolio Managemnt - 1300037</b>									
PERSONAL SERVICES									
GENERAL REVENUE	0	0.00	0	0.00	160,000	2.00	0	0.00	
TOTAL - PS	0	0.00	0	0.00	160,000	2.00	0	0.00	
EXPENSE & EQUIPMENT									
GENERAL REVENUE	0	0.00	0	0.00	950,000	0.00	0	0.00	
TOTAL - EE	0	0.00	0	0.00	950,000	0.00	0	0.00	
<b>TOTAL</b>	<b>0</b>	<b>0.00</b>	<b>0</b>	<b>0.00</b>	<b>1,110,000</b>	<b>2.00</b>	<b>0</b>	<b>0.00</b>	
<b>Network Resiliency &amp; Operation - 1300038</b>									
EXPENSE & EQUIPMENT									
GENERAL REVENUE	0	0.00	0	0.00	3,600,000	0.00	0	0.00	
TOTAL - EE	0	0.00	0	0.00	3,600,000	0.00	0	0.00	
<b>TOTAL</b>	<b>0</b>	<b>0.00</b>	<b>0</b>	<b>0.00</b>	<b>3,600,000</b>	<b>0.00</b>	<b>0</b>	<b>0.00</b>	
<b>GRAND TOTAL</b>	<b>\$61,761,733</b>	<b>231.85</b>	<b>\$92,888,706</b>	<b>318.25</b>	<b>\$106,194,358</b>	<b>337.25</b>	<b>\$0</b>	<b>0.00</b>	

9/23/22 13:57

im\_disummary



## FLEXIBILITY REQUEST FORM

<b>BUDGET UNIT NUMBER:</b> 30615 <b>BUDGET UNIT NAME:</b> ITSD Consolidation <b>HOUSE BILL SECTION:</b> 5.025	<b>DEPARTMENT:</b> Office of Administration  <b>DIVISION:</b> Information Technology Services Division
---	--

**1. Provide the amount by fund of personal service flexibility and the amount by fund of expense and equipment flexibility you are requesting in dollar and percentage terms and explain why the flexibility is needed. If flexibility is being requested among divisions, provide the amount by fund of flexibility you are requesting in dollar and percentage terms and explain why the flexibility is needed.**

### DEPARTMENT REQUEST

ITSD is requesting 25% flex between PS & EE within section 5.025 and 25% flex between section 5.030 and section 5.025. This is the same level of flexibility as FY23. This flexibility is requested to help manage priorities for all consolidated agencies. Constantly changing needs of the departments served by ITSD require that funding be flexible so that proper spending from the appropriations is maintained. It is critical ITSD retain key technical staff that continue to optimize the IT systems and maintain technical support so that E&E operating costs are contained and managed. In addition, certain software, equipment, or contracted services may be needed that can be funded from salary savings. This flexibility allows ITSD to provide services in the most efficient and reliable manner without artificially increasing the "federal and other" appropriation authority of various funds.

**2. Estimate how much flexibility will be used for the budget year. How much flexibility was used in the Prior Year Budget and the Current Year Budget? Please specify the amount.**

PRIOR YEAR ACTUAL AMOUNT OF FLEXIBILITY USED	CURRENT YEAR ESTIMATED AMOUNT OF FLEXIBILITY THAT WILL BE USED	BUDGET REQUEST ESTIMATED AMOUNT OF FLEXIBILITY THAT WILL BE USED
\$2,020,373	Unknown	Unknown

**3. Please explain how flexibility was used in the prior and/or current years.**

PRIOR YEAR EXPLAIN ACTUAL USE	CURRENT YEAR EXPLAIN PLANNED USE
To adjust funding sources for PS and EE for various ITSD appropriations.	Flexibility will be used as necessary to optimize ITSD efficiencies and maintain critical IT infrastructure for agencies.

# DECISION ITEM DETAIL

Budget Unit	FY 2022	FY 2022	FY 2023	FY 2023	FY 2024	FY 2024	*****	*****
Decision Item	ACTUAL	ACTUAL	BUDGET	BUDGET	DEPT REQ	DEPT REQ	SECURED	SECURED
Budget Object Class	DOLLAR	FTE	DOLLAR	FTE	DOLLAR	FTE	COLUMN	COLUMN
<b>ITSD CONSOLIDATION</b>								
<b>CORE</b>								
COMPUTER OPERATIONS SPV I	0	0.00	388	0.00	388	0.00	0	0.00
DESIGNATED PRINCIPAL ASST DEPT	117,943	0.71	238,321	0.50	238,321	0.50	0	0.00
DESIGNATED PRINCIPAL ASST DIV	89,769	0.71	127,542	3.44	127,542	3.44	0	0.00
LEGAL COUNSEL	72,863	1.00	71,773	0.15	71,773	0.15	0	0.00
DATA PROCESSOR TECHNICAL	329,108	6.37	149,605	3.03	149,605	3.03	0	0.00
DATA PROCESSOR PROFESSIONAL	42,194	0.42	82,082	1.00	82,082	1.00	0	0.00
DATA PROCESSING MANAGER	113,307	1.29	149,506	1.88	149,506	1.88	0	0.00
DEPUTY GENERAL COUNSEL	106,152	1.00	8,394	0.08	8,394	0.08	0	0.00
MISCELLANEOUS TECHNICAL	36,140	0.50	0	0.00	0	0.00	0	0.00
MISCELLANEOUS PROFESSIONAL	0	0.00	11,758	0.13	11,758	0.13	0	0.00
SPECIAL ASST PROFESSIONAL	497,350	5.49	522,095	3.22	522,095	3.22	0	0.00
SPECIAL ASST TECHNICIAN	39,472	0.89	0	0.00	0	0.00	0	0.00
SPECIAL ASST OFFICE & CLERICAL	0	0.00	21,376	0.51	21,376	0.51	0	0.00
ADMIN SUPPORT ASSISTANT	27,385	0.70	0	0.00	0	0.00	0	0.00
LEAD ADMIN SUPPORT ASSISTANT	86,163	2.12	22,355	0.00	22,355	0.00	0	0.00
ADMIN SUPPORT PROFESSIONAL	43,290	0.96	103,880	0.00	103,880	0.00	0	0.00
ADMINISTRATIVE MANAGER	67,448	0.88	297,701	1.00	297,701	1.00	0	0.00
PROGRAM SPECIALIST	47,350	1.00	108,941	0.51	108,941	0.51	0	0.00
SENIOR PROGRAM SPECIALIST	114,522	1.99	47,798	1.00	47,798	1.00	0	0.00
PROGRAM COORDINATOR	67,099	0.87	0	0.00	0	0.00	0	0.00
PUBLIC RELATIONS COORDINATOR	75,556	1.00	80,501	1.00	80,501	1.00	0	0.00
AGENCY BUDGET ANALYST	178,862	3.90	186,668	3.41	186,668	3.41	0	0.00
AGENCY BUDGET SENIOR ANALYST	4,960	0.08	43,349	0.50	43,349	0.50	0	0.00
SENIOR ACCOUNTS ASSISTANT	208,800	5.20	0	0.00	0	0.00	0	0.00
ACCOUNTANT	85,232	1.90	114,102	1.00	114,102	1.00	0	0.00
ACCOUNTANT SUPERVISOR	222,287	3.00	464,769	5.61	464,769	5.61	0	0.00
ACCOUNTANT MANAGER	67,608	0.70	0	0.00	0	0.00	0	0.00
PROCUREMENT SPECIALIST	89,608	1.70	109,904	2.00	109,904	2.00	0	0.00
PROCUREMENT SUPERVISOR	51,650	0.78	59,930	1.05	59,930	1.05	0	0.00
ASSOC APPLICATIONS DEVELOPER	106,017	2.22	545,526	10.45	545,526	10.45	0	0.00
APPLICATIONS DEVELOPER	188,061	3.27	1,891	2.00	1,891	2.00	0	0.00
SENIOR APPLICATIONS DEVELOPER	53,455	0.80	528,698	7.38	528,698	7.38	0	0.00

# DECISION ITEM DETAIL

Budget Unit	FY 2022	FY 2022	FY 2023	FY 2023	FY 2024	FY 2024	*****	*****
Decision Item	ACTUAL	ACTUAL	BUDGET	BUDGET	DEPT REQ	DEPT REQ	SECURED	SECURED
Budget Object Class	DOLLAR	FTE	DOLLAR	FTE	DOLLAR	FTE	COLUMN	COLUMN
<b>ITSD CONSOLIDATION</b>								
<b>CORE</b>								
APPLICATIONS DEVELOPMENT SPEC	29,206	0.37	0	0.00	0	0.00	0	0.00
APPLICATIONS DEVELOPMENT MGR	17,051	0.22	0	0.00	0	0.00	0	0.00
COMPUTER OPERATIONS CLERK	201,642	6.20	406,655	11.47	406,655	11.47	0	0.00
NETWORK OPERATIONS TECH	136,888	3.78	0	0.00	0	0.00	0	0.00
SR NETWORK OPERATIONS TECH	93,780	2.11	0	0.00	0	0.00	0	0.00
COMPUTER OPERATIONS SUPERVISOR	138,353	2.70	0	0.00	0	0.00	0	0.00
COMPUTER OPERATIONS MANAGER	38,688	0.52	0	0.00	0	0.00	0	0.00
DATA TECHNICIAN	189,680	4.30	2,398,646	30.04	2,398,646	30.04	0	0.00
DATA ANALYST	309,768	5.51	0	0.00	0	0.00	0	0.00
DATA SPECIALIST	478,254	6.80	2,869,313	33.27	2,869,313	33.27	0	0.00
DATA MANAGER	82,757	0.93	0	0.00	0	0.00	0	0.00
ENTERPRISE ARCHITECT	49,588	0.61	0	0.00	0	0.00	0	0.00
SENIOR ENTERPRISE ARCHITECT	3,493	0.04	0	0.00	0	0.00	0	0.00
GEOGRAPHIC INFO SYSTEMS SPEC	67,993	1.20	51,378	0.93	51,378	0.93	0	0.00
GEOGRAPHIC INFO SYSTEMS SPV	60,233	0.80	93,633	1.55	93,633	1.55	0	0.00
GEOGRAPHIC INFO SYSTEMS MGR	36,422	0.41	0	0.00	0	0.00	0	0.00
DIR STRATEGY & PLANNING LVL 2	9,757	0.13	0	0.00	0	0.00	0	0.00
BUSINESS ANALYST	78,673	1.43	0	0.00	0	0.00	0	0.00
SENIOR BUSINESS ANALYST	269,423	4.00	173,857	2.00	173,857	2.00	0	0.00
PROJECT MANAGER	96,061	1.53	0	0.00	0	0.00	0	0.00
SENIOR PROJECT MANAGER	178,953	2.36	513,185	6.20	513,185	6.20	0	0.00
PROJECT MANAGER DIRECTOR	77,604	0.86	0	0.00	0	0.00	0	0.00
NETWORK INFRASTRUCTURE TECH	601,896	12.23	0	0.00	0	0.00	0	0.00
NETWORK INFRASTRUCTURE SPEC	316,163	5.04	0	0.00	0	0.00	0	0.00
NETWORK INFRASTRUCTURE ARCHTC1	512,364	6.72	0	0.00	0	0.00	0	0.00
NETWORK INFRASTRUCTURE SPV	266,145	3.44	0	0.00	0	0.00	0	0.00
QUALITY CONTROL SPECIALIST	113	0.00	0	0.00	0	0.00	0	0.00
QUALITY CONTROL COORDINATOR	1,801	0.02	0	0.00	0	0.00	0	0.00
SYSTEMS ADMINISTRATION TECH	1,012,874	22.59	872,841	14.90	872,841	14.90	0	0.00
SYSTEMS ADMINISTRATION SPEC	1,905,943	31.78	2,222,791	25.36	2,222,791	25.36	0	0.00
SR SYSTEMS ADMINISTRATION SPEC	1,101,127	15.47	600,475	8.15	600,475	8.15	0	0.00
SYSTEMS ADMINISTRATOR	475,454	6.27	0	0.00	0	0.00	0	0.00

# DECISION ITEM DETAIL

Budget Unit	FY 2022	FY 2022	FY 2023	FY 2023	FY 2024	FY 2024	*****	*****
Decision Item	ACTUAL	ACTUAL	BUDGET	BUDGET	DEPT REQ	DEPT REQ	SECURED	SECURED
Budget Object Class	DOLLAR	FTE	DOLLAR	FTE	DOLLAR	FTE	COLUMN	COLUMN
<b>ITSD CONSOLIDATION</b>								
<b>CORE</b>								
CYBERSECURITY TECHNICIAN	321,219	7.01	139,914	4.08	139,914	4.08	0	0.00
CYBERSECURITY ANALYST	193,410	3.06	0	0.00	0	0.00	0	0.00
CYBERSECURITY SPECIALIST	340,132	4.68	1,532,189	11.33	1,532,189	11.33	0	0.00
SR CYBERSECURITY SPECIALIST	266,239	3.11	286,137	3.17	286,137	3.17	0	0.00
CLIENT SUPPORT TECH-TIER 2	301,829	6.47	0	0.00	0	0.00	0	0.00
SENIOR CLIENT SUPPORT TECH	11,403	0.18	71,438	1.10	71,438	1.10	0	0.00
CLIENT SUPPORT SUPERVISOR	213,849	3.59	0	0.00	0	0.00	0	0.00
CLIENT SUPPORT MANAGER	139,423	1.93	0	0.00	0	0.00	0	0.00
OTHER	0	0.00	4,824,319	113.85	4,824,319	113.85	0	0.00
<b>TOTAL - PS</b>	<b>13,855,302</b>	<b>231.85</b>	<b>21,155,624</b>	<b>318.25</b>	<b>21,155,624</b>	<b>318.25</b>	<b>0</b>	<b>0.00</b>
TRAVEL, IN-STATE	10,382	0.00	26,301	0.00	26,301	0.00	0	0.00
TRAVEL, OUT-OF-STATE	8,852	0.00	43,247	0.00	43,248	0.00	0	0.00
FUEL & UTILITIES	0	0.00	2,000	0.00	2,000	0.00	0	0.00
SUPPLIES	581,194	0.00	737,407	0.00	737,407	0.00	0	0.00
PROFESSIONAL DEVELOPMENT	51,938	0.00	49,927	0.00	49,927	0.00	0	0.00
COMMUNICATION SERV & SUPP	1,021,989	0.00	877,974	0.00	877,974	0.00	0	0.00
PROFESSIONAL SERVICES	2,141,720	0.00	18,291,227	0.00	13,542,193	0.00	0	0.00
M&R SERVICES	23,090,442	0.00	10,853,653	0.00	10,853,653	0.00	0	0.00
COMPUTER EQUIPMENT	4,405,268	0.00	9,806,697	0.00	9,806,697	0.00	0	0.00
MOTORIZED EQUIPMENT	6,725	0.00	12,000	0.00	12,000	0.00	0	0.00
OFFICE EQUIPMENT	6,101	0.00	31,183	0.00	31,184	0.00	0	0.00
OTHER EQUIPMENT	96,814	0.00	1,430,633	0.00	1,430,633	0.00	0	0.00
PROPERTY & IMPROVEMENTS	6,789	0.00	29,199	0.00	29,199	0.00	0	0.00
BUILDING LEASE PAYMENTS	0	0.00	17,550	0.00	17,550	0.00	0	0.00
EQUIPMENT RENTALS & LEASES	1,416	0.00	7,298,472	0.00	7,298,472	0.00	0	0.00
MISCELLANEOUS EXPENSES	4,639	0.00	286,962	0.00	286,962	0.00	0	0.00
REBILLABLE EXPENSES	8,763,353	0.00	17,675,000	0.00	17,675,000	0.00	0	0.00
<b>TOTAL - EE</b>	<b>40,197,622</b>	<b>0.00</b>	<b>67,469,432</b>	<b>0.00</b>	<b>62,720,400</b>	<b>0.00</b>	<b>0</b>	<b>0.00</b>
PROGRAM DISTRIBUTIONS	0	0.00	3,000,000	0.00	0	0.00	0	0.00
DEBT SERVICE	7,707,994	0.00	1,263,400	0.00	1,263,400	0.00	0	0.00

# DECISION ITEM DETAIL

Budget Unit	FY 2022	FY 2022	FY 2023	FY 2023	FY 2024	FY 2024	*****	*****
Decision Item	ACTUAL	ACTUAL	BUDGET	BUDGET	DEPT REQ	DEPT REQ	SECURED	SECURED
Budget Object Class	DOLLAR	FTE	DOLLAR	FTE	DOLLAR	FTE	COLUMN	COLUMN
ITSD CONSOLIDATION								
CORE								
REFUNDS	815	0.00	250	0.00	250	0.00	0	0.00
TOTAL - PD	7,708,809	0.00	4,263,650	0.00	1,263,650	0.00	0	0.00
GRAND TOTAL	\$61,761,733	231.85	\$92,888,706	318.25	\$85,139,674	318.25	\$0	0.00
GENERAL REVENUE	\$14,591,472	75.99	\$28,578,143	145.75	\$26,829,111	145.75		0.00
FEDERAL FUNDS	\$13,669	0.33	\$12,715,451	49.50	\$6,715,451	49.50		0.00
OTHER FUNDS	\$47,156,592	155.53	\$51,595,112	123.00	\$51,595,112	123.00		0.00

**NEW DECISION ITEM**

RANK: \_\_\_\_\_ OF \_\_\_\_\_

<b>Department:</b> Office of Administration	<b>Budget Unit</b> 30615C
<b>Division:</b> Information Technology Services Division (ITSD)	
<b>DI Name:</b> Capitol Wi-Fi <b>DI#</b> 1300020	<b>HB Section</b> 05.025

**1. AMOUNT OF REQUEST**

FY 2024 Budget Request					FY 2024 Governor's Recommendation				
	GR	Federal	Other	Total		GR	Federal	Other	Total
<b>PS</b>	0	0	0	0	<b>PS</b>	0	0	0	0
<b>EE</b>	5,438,906	0	0	5,438,906	<b>EE</b>	0	0	0	0
<b>PSD</b>	0	0	0	0	<b>PSD</b>	0	0	0	0
<b>TRF</b>	0	0	0	0	<b>TRF</b>	0	0	0	0
<b>Total</b>	<u>5,438,906</u>	<u>0</u>	<u>0</u>	<u>5,438,906</u>	<b>Total</b>	<u>0</u>	<u>0</u>	<u>0</u>	<u>0</u>
<b>FTE</b>	0.00	0.00	0.00	0.00	<b>FTE</b>	0.00	0.00	0.00	0.00
<b>Est. Fringe</b>	0	0	0	0	<b>Est. Fringe</b>	0	0	0	0
<i>Note: Fringes budgeted in House Bill 5 except for certain fringes budgeted directly to MoDOT, Highway Patrol, and Conservation.</i>					<i>Note: Fringes budgeted in House Bill 5 except for certain fringes budgeted directly to MoDOT, Highway Patrol, and Conservation.</i>				
Other Funds:					Other Funds:				
Non-Counts:					Non-Counts:				

**2. THIS REQUEST CAN BE CATEGORIZED AS:**

<input checked="" type="checkbox"/> New Legislation	<input type="checkbox"/> New Program	<input type="checkbox"/> Fund Switch
<input type="checkbox"/> Federal Mandate	<input type="checkbox"/> Program Expansion	<input type="checkbox"/> Cost to Continue
<input type="checkbox"/> GR Pick-Up	<input type="checkbox"/> Space Request	<input type="checkbox"/> Equipment Replacement
<input type="checkbox"/> Pay Plan	<input type="checkbox"/> Other: _____	

**3. WHY IS THIS FUNDING NEEDED? PROVIDE AN EXPLANATION FOR ITEMS CHECKED IN #2. INCLUDE THE FEDERAL OR STATE STATUTORY OR CONSTITUTIONAL AUTHORIZATION FOR THIS PROGRAM.**

SB 820 includes the provision that "beginning January 1, 2024, high speed wi-fi internet access shall be provided to the public within the State Capitol building and on Capitol grounds".

**NEW DECISION ITEM**

RANK: \_\_\_\_\_ OF \_\_\_\_\_

<b>Department: Office of Administration</b>	<b>Budget Unit</b> <u>30615C</u>
<b>Division: Information Technology Services Division (ITSD)</b>	
<b>DI Name: Capitol Wi-Fi</b>	<b>DI# 1300020</b>
	<b>HB Section</b> <u>05.025</u>

**4. DESCRIBE THE DETAILED ASSUMPTIONS USED TO DERIVE THE SPECIFIC REQUESTED AMOUNT. (How did you determine that the requested number of FTE were appropriate? From what source or standard did you derive the requested levels of funding? Were alternatives such as outsourcing or automation considered? If based on new legislation, does request tie to TAFP fiscal note? If not, explain why. Detail which portions of the request are one-times and how those amounts were calculated.)**

Based on cost of access points, firewalls, construction, cabling and project management, OA assumes a cost of \$5,438,906 to implement the requirements of this provision of legislation. The capitol construction materials do not allow Wi-Fi signals to penetrate easily which may require more Access Points (AP). The capitol is a historic building and running cable may be more expensive. Due to running cable in a historic building, OA's assumptions on outside/grounds may not be inclusive enough. Full break down of estimated costs can be found in fiscal note 5571H.021- <https://house.mo.gov/billtracking/bills221/fiscal/fispdf/5571H.021.ORG.pdf>

The annual ongoing cost is estimated to be between is estimated around \$600,000.

**5. BREAK DOWN THE REQUEST BY BUDGET OBJECT CLASS, JOB CLASS, AND FUND SOURCE. IDENTIFY ONE-TIME COSTS.**

<b>Budget Object Class/Job Class</b>	<b>Dept Req GR DOLLARS</b>	<b>Dept Req GR FTE</b>	<b>Dept Req FED DOLLARS</b>	<b>Dept Req FED FTE</b>	<b>Dept Req OTHER DOLLARS</b>	<b>Dept Req OTHER FTE</b>	<b>Dept Req TOTAL DOLLARS</b>	<b>Dept Req TOTAL FTE</b>	<b>Dept Req One-Time DOLLARS</b>
							0	0.0	
<b>Total PS</b>	<b>0</b>	<b>0.0</b>	<b>0</b>	<b>0.0</b>	<b>0</b>	<b>0.0</b>	<b>0</b>	<b>0.0</b>	<b>0</b>
340- Communication Services	54,000						54,000		
400- Professional Services	75,000						75,000		
430- M&R Services	30,000						30,000		
480-Computer Equipment	4,659,656						4,659,656		4,218,656
640- Property & Improvements	620,250						620,250		620,250
							0		
<b>Total EE</b>	<b>5,438,906</b>		<b>0</b>		<b>0</b>		<b>5,438,906</b>		<b>4,838,906</b>
Program Distributions							0		
<b>Total PSD</b>	<b>0</b>		<b>0</b>		<b>0</b>		<b>0</b>		<b>0</b>
Transfers									
<b>Total TRF</b>	<b>0</b>		<b>0</b>		<b>0</b>		<b>0</b>		<b>0</b>
<b>Grand Total</b>	<b>5,438,906</b>	<b>0.0</b>	<b>0</b>	<b>0.0</b>	<b>0</b>	<b>0.0</b>	<b>5,438,906</b>	<b>0.0</b>	<b>4,838,906</b>

**NEW DECISION ITEM**

RANK: \_\_\_\_\_ OF \_\_\_\_\_

<b>Department: Office of Administration</b> <b>Division: Information Technology Services Division (ITSD)</b> <b>DI Name: Capitol Wi-Fi</b>	<b>Budget Unit</b> <u>30615C</u> <b>HB Section</b> <u>05.025</u>
<b>DI# 1300020</b>	

**6. PERFORMANCE MEASURES (If new decision item has an associated core, separately identify projected performance with & without additional funding.)**

**6a. Provide an activity measure(s) for the program.**

Install 503 access points within the interior and exterior of the Capitol for public wi-fi access.

**6b. Provide a measure(s) of the program's quality.**

Will provide public wi-fi that delivers download speeds of at least 25 megabits per second (or Mbps) and upload speeds of at least 3 Mbps to all visitors and those doing business within the State Capitol

**6c. Provide a measure(s) of the program's impact.**

**6d. Provide a measure(s) of the program's efficiency.**

**7. STRATEGIES TO ACHIEVE THE PERFORMANCE MEASUREMENT TARGETS:**



# DECISION ITEM DETAIL

Budget Unit	FY 2022	FY 2022	FY 2023	FY 2023	FY 2024	FY 2024	*****	*****
Decision Item	ACTUAL	ACTUAL	BUDGET	BUDGET	DEPT REQ	DEPT REQ	SECURED	SECURED
Budget Object Class	DOLLAR	FTE	DOLLAR	FTE	DOLLAR	FTE	COLUMN	COLUMN
<b>ITSD CONSOLIDATION</b>								
<b>SB820 Capitol Wi-Fi - 1300020</b>								
COMMUNICATION SERV & SUPP	0	0.00	0	0.00	54,000	0.00	0	0.00
PROFESSIONAL SERVICES	0	0.00	0	0.00	75,000	0.00	0	0.00
M&R SERVICES	0	0.00	0	0.00	30,000	0.00	0	0.00
COMPUTER EQUIPMENT	0	0.00	0	0.00	4,659,656	0.00	0	0.00
PROPERTY & IMPROVEMENTS	0	0.00	0	0.00	620,250	0.00	0	0.00
<b>TOTAL - EE</b>	<b>0</b>	<b>0.00</b>	<b>0</b>	<b>0.00</b>	<b>5,438,906</b>	<b>0.00</b>	<b>0</b>	<b>0.00</b>
<b>GRAND TOTAL</b>	<b>\$0</b>	<b>0.00</b>	<b>\$0</b>	<b>0.00</b>	<b>\$5,438,906</b>	<b>0.00</b>	<b>\$0</b>	<b>0.00</b>
<b>GENERAL REVENUE</b>	<b>\$0</b>	<b>0.00</b>	<b>\$0</b>	<b>0.00</b>	<b>\$5,438,906</b>	<b>0.00</b>		<b>0.00</b>
<b>FEDERAL FUNDS</b>	<b>\$0</b>	<b>0.00</b>	<b>\$0</b>	<b>0.00</b>	<b>\$0</b>	<b>0.00</b>		<b>0.00</b>
<b>OTHER FUNDS</b>	<b>\$0</b>	<b>0.00</b>	<b>\$0</b>	<b>0.00</b>	<b>\$0</b>	<b>0.00</b>		<b>0.00</b>

NEW DECISION ITEM  
RANK: \_\_\_\_\_ OF \_\_\_\_\_

Department Office of Administration	Budget Unit	30615C
Division Information Technology Services Division (ITSD)		
DI: Cloud Interconnectivity Services	DI#	1300032
	HB Section	05.025

**1. AMOUNT OF REQUEST**

FY 2024 Budget Request					FY 2024 Governor's Recommendation				
	GR	Federal	Other	Total		GR	Federal	Other	Total
PS	0	0	0	0	PS	0	0	0	0
EE	1,130,800	0	0	1,130,800	EE	0	0	0	0
PSD	0	0	0	0	PSD	0	0	0	0
TRF	0	0	0	0	TRF	0	0	0	0
Total	1,130,800	0	0	1,130,800	Total	0	0	0	0
FTE	0.00	0.00	0.00	0.00	FTE	0.00	0.00	0.00	0.00
Est. Fringe	0	0	0	0	Est. Fringe	0	0	0	0
Note: Fringes budgeted in House Bill 5 except for certain fringes budgeted directly to MoDOT, Highway Patrol, and Conservation.					Note: Fringes budgeted in House Bill 5 except for certain fringes budgeted directly to MoDOT, Highway Patrol, and Conservation.				
Other Funds:					Other Funds:				
Non-Counts:					Non-Counts:				

**2. THIS REQUEST CAN BE CATEGORIZED AS:**

<input type="checkbox"/> New Legislation	<input checked="" type="checkbox"/> New Program	<input type="checkbox"/> Fund Switch
<input type="checkbox"/> Federal Mandate	<input type="checkbox"/> Program Expansion	<input type="checkbox"/> Cost to Continue
<input type="checkbox"/> GR Pick-Up	<input type="checkbox"/> Space Request	<input type="checkbox"/> Equipment Replacement
<input type="checkbox"/> Pay Plan	<input type="checkbox"/> Other: _____	

**3. WHY IS THIS FUNDING NEEDED? PROVIDE AN EXPLANATION FOR ITEMS CHECKED IN #2. INCLUDE THE FEDERAL OR STATE STATUTORY OR CONSTITUTIONAL AUTHORIZATION FOR THIS PROGRAM.**

The state currently has at least three cloud services in use. Amazon Web Services (AWS), Microsoft Azure, and Oracle. The state is moving or has plans to move or install more systems in the cloud. The state systems installed within each of these clouds will have interconnectivity requirements to share data with other systems whether in a cloud or on-premise.

Connections to each of these cloud services can run upwards of \$50,000/year for the circuits.

Connections between each of these cloud services can run upwards of \$2,000,000/year depending on the amount of data moved back and forth.

**NEW DECISION ITEM**

RANK: \_\_\_\_\_ OF \_\_\_\_\_

<b>Department Office of Administration</b>	<b>Budget Unit</b> <u>30615C</u>
<b>Division Information Technology Services Division (ITSD)</b>	
<b>DI: Cloud Interconnectivity Services</b> <b>DI# 1300032</b>	<b>HB Section</b> <u>05.025</u>

The best solution for this interconnectivity is to utilize a cloud connectivity service where a single connection allows access to many cloud hosts such as AWS, Azure, Google, Oracle, etc.

The Cloud Interconnectivity provider takes care of setting up communication and data interfaces between the cloud hosts used by the state. This simplifies the process and creates a standard method of interconnection with new cloud hosted services.

**4. DESCRIBE THE DETAILED ASSUMPTIONS USED TO DERIVE THE SPECIFIC REQUESTED AMOUNT. (How did you determine that the requested number of FTE were appropriate? From what source or standard did you derive the requested levels of funding? Were alternatives such as outsourcing or automation considered? If based on new legislation, does request tie to TAFP fiscal note? If not, explain why. Detail which portions of the request are one-times and how those amounts were calculated.)**

- > There will need to be two direct connect circuits of 10Gb @ \$3,500/month - \$84,000/year
- > There will need to be a minimum of three virtual cross-connects between clouds of 10Gb @ \$1,300/month - \$46,800/year
- > There will need to be at least three virtual cloud routers of 10Gb with costs depending on amount of data moved between systems. Estimating \$1,000,000 annually.
- > Estimating \$300,000 in consulting services for initial implementation and training.

**5. BREAK DOWN THE REQUEST BY BUDGET OBJECT CLASS, JOB CLASS, AND FUND SOURCE. IDENTIFY ONE-TIME COSTS.**

Budget Object Class/Job Class	Dept Req GR DOLLARS	Dept Req GR FTE	Dept Req FED DOLLARS	Dept Req FED FTE	Dept Req OTHER DOLLARS	Dept Req OTHER FTE	Dept Req TOTAL DOLLARS	Dept Req TOTAL FTE	Dept Req One-Time DOLLARS
<b>Total PS</b>	<b>0</b>	<b>0.0</b>	<b>0</b>	<b>0.0</b>	<b>0</b>	<b>0.0</b>	<b>0</b>	<b>0.0</b>	<b>0</b>
340- Communications Services & Supplies	1,130,800						1,130,800		
<b>Total EE</b>	<b>1,130,800</b>		<b>0</b>		<b>0</b>		<b>1,130,800</b>		<b>0</b>
Program Distributions							0		
<b>Total PSD</b>	<b>0</b>		<b>0</b>		<b>0</b>		<b>0</b>		<b>0</b>
Transfers									
<b>Total TRF</b>	<b>0</b>		<b>0</b>		<b>0</b>		<b>0</b>		<b>0</b>
<b>Grand Total</b>	<b>1,130,800</b>	<b>0.0</b>	<b>0</b>	<b>0.0</b>	<b>0</b>	<b>0.0</b>	<b>1,130,800</b>	<b>0.0</b>	<b>0</b>

**NEW DECISION ITEM**

RANK: \_\_\_\_\_ OF \_\_\_\_\_

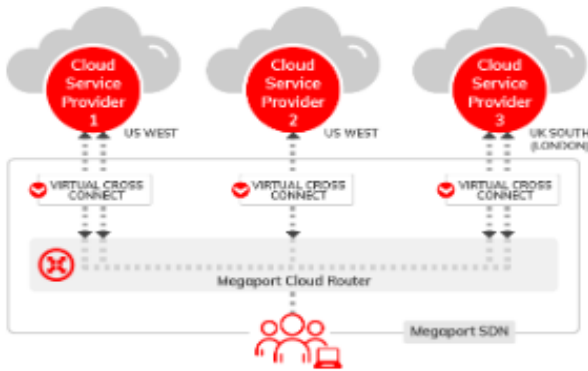
Department Office of Administration		Budget Unit	30615C
Division Information Technology Services Division (ITSD)			
DI: Cloud Interconnectivity Services	DI# 1300032	HB Section	05.025

**6. PERFORMANCE MEASURES (If new decision item has an associated core, separately identify projected performance with & without additional funding.)**

**6a. Provide an activity measure(s) for the program.**

**6b. Provide a measure(s) of the program's quality.**

Example diagram using Megaport as the provider



**6c. Provide a measure(s) of the program's impact.**

**6d. Provide a measure(s) of the program's efficiency.**

Managing interfaces between different cloud systems becomes more manageable which reduces implementation costs and provides a standard method to interconnect systems between our different cloud

Faster system deployments, reduced costs for interfaces and circuits, and setting a standard for future cloud systems.

**7. STRATEGIES TO ACHIEVE THE PERFORMANCE MEASUREMENT TARGETS:**

# DECISION ITEM DETAIL

Budget Unit	FY 2022	FY 2022	FY 2023	FY 2023	FY 2024	FY 2024	*****	*****
Decision Item	ACTUAL	ACTUAL	BUDGET	BUDGET	DEPT REQ	DEPT REQ	SECURED	SECURED
Budget Object Class	DOLLAR	FTE	DOLLAR	FTE	DOLLAR	FTE	COLUMN	COLUMN
<b>ITSD CONSOLIDATION</b>								
<b>Cloud Interconnectivity Servcs - 1300032</b>								
COMMUNICATION SERV & SUPP	0	0.00	0	0.00	1,130,800	0.00	0	0.00
<b>TOTAL - EE</b>	<b>0</b>	<b>0.00</b>	<b>0</b>	<b>0.00</b>	<b>1,130,800</b>	<b>0.00</b>	<b>0</b>	<b>0.00</b>
<b>GRAND TOTAL</b>	<b>\$0</b>	<b>0.00</b>	<b>\$0</b>	<b>0.00</b>	<b>\$1,130,800</b>	<b>0.00</b>	<b>\$0</b>	<b>0.00</b>
<b>GENERAL REVENUE</b>	<b>\$0</b>	<b>0.00</b>	<b>\$0</b>	<b>0.00</b>	<b>\$1,130,800</b>	<b>0.00</b>		<b>0.00</b>
<b>FEDERAL FUNDS</b>	<b>\$0</b>	<b>0.00</b>	<b>\$0</b>	<b>0.00</b>	<b>\$0</b>	<b>0.00</b>		<b>0.00</b>
<b>OTHER FUNDS</b>	<b>\$0</b>	<b>0.00</b>	<b>\$0</b>	<b>0.00</b>	<b>\$0</b>	<b>0.00</b>		<b>0.00</b>

**NEW DECISION ITEM**  
**RANK:** \_\_\_\_\_ **OF** \_\_\_\_\_

<b>Department Office of Administration</b>	<b>Budget Unit</b> 30615C
<b>Division Information Technology Services Division (ITSD)</b>	
<b>DI: Cloud Monitoring and User Management</b> <b>DI# 1300033</b>	<b>HB Section</b> 05.025

**1. AMOUNT OF REQUEST**

	FY 2024 Budget Request			
	GR	Federal	Other	Total
PS	0	0	0	0
EE	224,978	0	0	0
PSD	0	0	0	0
TRF	0	0	0	0
<b>Total</b>	<b>224,978</b>	<b>0</b>	<b>0</b>	<b>0</b>
<b>FTE</b>	<b>0.00</b>	<b>0.00</b>	<b>0.00</b>	<b>0.00</b>

<b>Est. Fringe</b>	0	0	0	0
--------------------	---	---	---	---

*Note: Fringes budgeted in House Bill 5 except for certain fringes budgeted directly to MoDOT, Highway Patrol, and Conservation.*

Other Funds:  
Non-Counts:

	FY 2024 Governor's Recommendation			
	GR	Federal	Other	Total
PS	0	0	0	0
EE	0	0	0	0
PSD	0	0	0	0
TRF	0	0	0	0
<b>Total</b>	<b>0</b>	<b>0</b>	<b>0</b>	<b>0</b>
<b>FTE</b>	<b>0.00</b>	<b>0.00</b>	<b>0.00</b>	<b>0.00</b>

<b>Est. Fringe</b>	0	0	0	0
--------------------	---	---	---	---

*Note: Fringes budgeted in House Bill 5 except for certain fringes budgeted directly to MoDOT, Highway Patrol, and Conservation.*

Other Funds:  
Non-Counts:

**2. THIS REQUEST CAN BE CATEGORIZED AS:**

<input type="checkbox"/> New Legislation	<input type="checkbox"/> New Program	<input type="checkbox"/> Fund Switch
<input type="checkbox"/> Federal Mandate	<input type="checkbox"/> Program Expansion	<input checked="" type="checkbox"/> Cost to Continue
<input type="checkbox"/> GR Pick-Up	<input type="checkbox"/> Space Request	<input type="checkbox"/> Equipment Replacement
<input type="checkbox"/> Pay Plan	<input type="checkbox"/> Other: _____	

**3. WHY IS THIS FUNDING NEEDED? PROVIDE AN EXPLANATION FOR ITEMS CHECKED IN #2. INCLUDE THE FEDERAL OR STATE STATUTORY OR CONSTITUTIONAL AUTHORIZATION FOR THIS PROGRAM.**

Monitoring state applications and infrastructure to ensure performance, availability, proactive support, and issue resolution is a fundamental and critical duty of IT. As our use of the cloud applications grows investment in user management, support and monitoring tools are required. IT has managed to do just enough with basic and rudimentary tools that are built in to the technology. To effectively manage and support the multiple cloud infrastructures advanced tools that provide deep insights, diagnostics, and performance measures are needed to ensure availability and performance of the state's applications.

**NEW DECISION ITEM**

RANK: \_\_\_\_\_ OF \_\_\_\_\_

<b>Department Office of Administration</b>	<b>Budget Unit</b> <u>30615C</u>
<b>Division Information Technology Services Division (ITSD)</b>	
<b>DI: Cloud Monitoring and User Management</b> <b>DI# 1300033</b>	<b>HB Section</b> <u>05.025</u>

**4. DESCRIBE THE DETAILED ASSUMPTIONS USED TO DERIVE THE SPECIFIC REQUESTED AMOUNT. (How did you determine that the requested number of FTE were appropriate? From what source or standard did you derive the requested levels of funding? Were alternatives such as outsourcing or automation considered? If based on new legislation, does request tie to TAFP fiscal note? If not, explain why. Detail which portions of the request are one-times and how those amounts were calculated.)**

New poller - \$21,000  
 Web server - \$1,000 (web console)  
 Database server - \$10,000 (based on a 200 GB dedicated SQL server)  
 Server Application Monitor (SAM) – \$8,696  
 Network Performance Monitor (NPM) – \$7,281  
 Netflow Traffic Analyzer (NTA) – \$4,159  
 Web Performance Monitor (WPM) - \$3,162  
 User management licenses - 2000 users @7.07/ month- \$169,680

**5. BREAK DOWN THE REQUEST BY BUDGET OBJECT CLASS, JOB CLASS, AND FUND SOURCE. IDENTIFY ONE-TIME COSTS.**

<b>Budget Object Class/Job Class</b>	<b>Dept Req GR DOLLARS</b>	<b>Dept Req GR FTE</b>	<b>Dept Req FED DOLLARS</b>	<b>Dept Req FED FTE</b>	<b>Dept Req OTHER DOLLARS</b>	<b>Dept Req OTHER FTE</b>	<b>Dept Req TOTAL DOLLARS</b>	<b>Dept Req TOTAL FTE</b>	<b>Dept Req One-Time DOLLARS</b>
							0		
							0	0.0	
<b>Total PS</b>	<u>0</u>	<u>0.0</u>	<u>0</u>	<u>0.0</u>	<u>0</u>	<u>0.0</u>	<u>0</u>	<u>0.0</u>	<u>0</u>
430- M&R Services	224,978						224,978		16,466
							0		
<b>Total EE</b>	<u>224,978</u>		<u>0</u>		<u>0</u>		<u>224,978</u>		<u>16,466</u>
Program Distributions							0		
<b>Total PSD</b>	<u>0</u>		<u>0</u>		<u>0</u>		<u>0</u>		<u>0</u>
Transfers									
<b>Total TRF</b>	<u>0</u>		<u>0</u>		<u>0</u>		<u>0</u>		<u>0</u>
<b>Grand Total</b>	<u>224,978</u>	<u>0.0</u>	<u>0</u>	<u>0.0</u>	<u>0</u>	<u>0.0</u>	<u>224,978</u>	<u>0.0</u>	<u>16,466</u>

**NEW DECISION ITEM**

RANK: \_\_\_\_\_ OF \_\_\_\_\_

Department Office of Administration Division Information Technology Services Division (ITSD) DI: Cloud Monitoring and User Management      DI# 1300033	Budget Unit <u>30615C</u> HB Section <u>05.025</u>
--	---

**6. PERFORMANCE MEASURES (If new decision item has an associated core, separately identify projected performance with & without additional funding.)**

**6a. Provide an activity measure(s) for the program.**

**6b. Provide a measure(s) of the program's quality.**

Track proactive measures taken as a result of alerting that mitigated a potential issue

**6c. Provide a measure(s) of the program's impact.**

**6d. Provide a measure(s) of the program's efficiency.**

Implementing user account management will:

- o Greatly reduce the risk of unauthorized access.
- o Significantly improve and optimize user account administration leading to efficiencies and satisfied users.

Track and measure availability against service level agreements

**7. STRATEGIES TO ACHIEVE THE PERFORMANCE MEASUREMENT TARGETS:**



**DECISION ITEM DETAIL**

Budget Unit	FY 2022	FY 2022	FY 2023	FY 2023	FY 2024	FY 2024	*****	*****
Decision Item	ACTUAL	ACTUAL	BUDGET	BUDGET	DEPT REQ	DEPT REQ	SECURED	SECURED
Budget Object Class	DOLLAR	FTE	DOLLAR	FTE	DOLLAR	FTE	COLUMN	COLUMN
<b>ITSD CONSOLIDATION</b>								
<b>Cloud Monitoring &amp; Management - 1300033</b>								
M&R SERVICES	0	0.00	0	0.00	224,978	0.00	0	0.00
<b>TOTAL - EE</b>	<b>0</b>	<b>0.00</b>	<b>0</b>	<b>0.00</b>	<b>224,978</b>	<b>0.00</b>	<b>0</b>	<b>0.00</b>
<b>GRAND TOTAL</b>	<b>\$0</b>	<b>0.00</b>	<b>\$0</b>	<b>0.00</b>	<b>\$224,978</b>	<b>0.00</b>	<b>\$0</b>	<b>0.00</b>
<b>GENERAL REVENUE</b>	<b>\$0</b>	<b>0.00</b>	<b>\$0</b>	<b>0.00</b>	<b>\$224,978</b>	<b>0.00</b>		<b>0.00</b>
<b>FEDERAL FUNDS</b>	<b>\$0</b>	<b>0.00</b>	<b>\$0</b>	<b>0.00</b>	<b>\$0</b>	<b>0.00</b>		<b>0.00</b>
<b>OTHER FUNDS</b>	<b>\$0</b>	<b>0.00</b>	<b>\$0</b>	<b>0.00</b>	<b>\$0</b>	<b>0.00</b>		<b>0.00</b>

## NEW DECISION ITEM

RANK: \_\_\_\_\_ OF \_\_\_\_\_

Department Office of Administration	Budget Unit 30615C
Division Information Technology Services Division (ITSD)	
DI Name Enterprise Single Sign-On	HB Section 05.025
DI# 1300034	

## 1. AMOUNT OF REQUEST

FY 2024 Budget Request				
	GR	Federal	Other	Total
PS	320,000	0	0	320,000
EE	4,850,000	0	0	4,850,000
PSD	0	0	0	0
TRF	0	0	0	0
Total	5,170,000	0	0	5,170,000
FTE	4.00		0.00	4.00

<b>Est. Fringe</b>	179,080	0	0	179,080
--------------------	---------	---	---	---------

Note: Fringes budgeted in House Bill 5 except for certain fringes budgeted directly to MoDOT, Highway Patrol, and Conservation.

Other Funds:  
Non-Counts:

FY 2024 Governor's Recommendation				
	GR	Federal	Other	Total
PS	0	0	0	0
EE	0	0	0	0
PSD	0	0	0	0
TRF	0	0	0	0
Total	0	0	0	0
FTE	0.00	0.00	0.00	0.00

<b>Est. Fringe</b>	0	0	0	0
--------------------	---	---	---	---

Note: Fringes budgeted in House Bill 5 except for certain fringes budgeted directly to MoDOT, Highway Patrol, and Conservation.

Other Funds:  
Non-Counts:

## 2. THIS REQUEST CAN BE CATEGORIZED AS:

<input type="checkbox"/> New Legislation	<input type="checkbox"/> New Program	<input type="checkbox"/> Fund Switch
<input type="checkbox"/> Federal Mandate	<input type="checkbox"/> Program Expansion	<input checked="" type="checkbox"/> Cost to Continue
<input type="checkbox"/> GR Pick-Up	<input type="checkbox"/> Space Request	<input type="checkbox"/> Equipment Replacement
<input type="checkbox"/> Pay Plan	<input type="checkbox"/> Other: _____	

## 3. WHY IS THIS FUNDING NEEDED? PROVIDE AN EXPLANATION FOR ITEMS CHECKED IN #2. INCLUDE THE FEDERAL OR STATE STATUTORY OR CONSTITUTIONAL AUTHORIZATION FOR THIS PROGRAM.

This initiative supports the State of Missouri implementation of Single Sign-On (SSO) and Identity Access Management (IAM) for over 5 million Missouri citizens and 45 thousand internal employees. This is the secure access management key-stone for the State of Missouri's Digital Transformation Initiative and is required to facility efficient and ease-of use access to all State Agency internet systems. Enterprise single sign-on is required to facilitate both employee and citizen Access Management process security efficiency and productivity This is a best practice ITSD initiative that is a key enabler of the Digital Government Transformation project funded by ARPA. The vendor selected is industry recognized as a leader in providing secure, regulatory compliant, and efficient access management solutions.

**NEW DECISION ITEM**

RANK: \_\_\_\_\_ OF \_\_\_\_\_

Department Office of Administration		Budget Unit	30615C
Division Information Technology Services Division (ITSD)			
DI Name Enterprise Single Sign-On	DI# 1300034	HB Section	05.025

**4. DESCRIBE THE DETAILED ASSUMPTIONS USED TO DERIVE THE SPECIFIC REQUESTED AMOUNT. (How did you determine that the requested number of FTE were appropriate? From what source or standard did you derive the requested levels of funding? Were alternatives such as outsourcing or automation considered? If based on new legislation, does request tie to TAFP fiscal note? If not, explain why. Detail which portions of the request are one-times and how those amounts were calculated.)**

Funding levels are derived from project scoping based on the number of licenses, internal users, external citizen users, and process workflow complexity. The state of Missouri ITSD has also worked closely with the State of Iowa, Illinois and New York (all of which have implemented the same solution architecture for internal and external (citizen) accounts. Based on size and complexity comparisons, the budget was projected. Additionally, 13 use case scenarios were evaluated with the vendor and internal ITSD experts to determine the ease of architecture and feature deployment as well as sustainability.

The enterprise implementation will be a federated model where a core organization from ITSD is responsible for the product standard, feature standard, and workflow standard; the agencies will provide resources as required to facilitate access on-boarding and off-boarding for employees and citizens.

**5. BREAK DOWN THE REQUEST BY BUDGET OBJECT CLASS, JOB CLASS, AND FUND SOURCE. IDENTIFY ONE-TIME COSTS.**

Budget Object Class/Job Class	Dept Req GR DOLLARS	Dept Req GR FTE	Dept Req FED DOLLARS	Dept Req FED FTE	Dept Req OTHER DOLLARS	Dept Req OTHER FTE	Dept Req TOTAL DOLLARS	Dept Req TOTAL FTE	Dept Req One-Time DOLLARS
							0		
14SE30 - Cybersecurity Specialist	320,000	4.0					320,000	4.0	
<b>Total PS</b>	<b>320,000</b>		<b>0</b>	<b>0.0</b>	<b>0</b>	<b>0.0</b>	<b>320,000</b>	<b>4.0</b>	<b>0</b>
430- M&R Services	4,850,000						4,850,000		
							0		
							0		
<b>Total EE</b>	<b>4,850,000</b>		<b>0</b>		<b>0</b>		<b>4,850,000</b>		<b>0</b>
Program Distributions							0		
<b>Total PSD</b>	<b>0</b>		<b>0</b>		<b>0</b>		<b>0</b>		<b>0</b>
Transfers									
<b>Total TRF</b>	<b>0</b>		<b>0</b>		<b>0</b>		<b>0</b>		<b>0</b>
<b>Grand Total</b>	<b>5,170,000</b>	<b>4.0</b>	<b>0</b>	<b>0.0</b>	<b>0</b>	<b>0.0</b>	<b>5,170,000</b>	<b>4.0</b>	<b>0</b>

**NEW DECISION ITEM**

RANK: \_\_\_\_\_ OF \_\_\_\_\_

<b>Department Office of Administration</b>		<b>Budget Unit</b>	<u>30615C</u>
<b>Division Information Technology Services Division (ITSD)</b>			
<b>DI Name</b>	<b>Enterprise Single Sign-On</b>	<b>DI#</b>	<b>1300034</b>
		<b>HB Section</b>	<u>05.025</u>

**6. PERFORMANCE MEASURES (If new decision item has an associated core, separately identify projected performance with & without additional funding.)**

**6a. Provide an activity measure(s) for the program.**

Phase I Single Sign-on Deployment for all of ITSD with associated policy, procedure and workflow definitions and standards

Phase I 2 Factor Authentication for all remote users. Requires implementation of security token or authenticating application for remote user access.

Phase II Single Sign-on Deployment for all OA resources with associated policy, procedure and workflow definitions and standards

Phase III Single Sign-on Deployment for all Agency resources with associated policy, procedure and workflow definitions and standards

**6c. Provide a measure(s) of the program's impact.**

- low risk of user account compromise or data leakage
- standard identity and accountability for all users
- improved visibility into administrative accounts
- lower end-user administrative burden for system access
- improved auditability

**6b. Provide a measure(s) of the program's quality.**

- 24 hour onboarding goal
- Secure 2 factor authentication process for all remote access
- Attestation of all accounts by agency leadership with annual attestation process
- On-time and on-budget deployment

**6d. Provide a measure(s) of the program's efficiency.**

- faster onboarding and offboarding of user accounts
- factor auditability of account activity
- end-user ease of access to systems via one sign-on

**NEW DECISION ITEM**

**RANK:** \_\_\_\_\_ **OF** \_\_\_\_\_

<b>Department Office of Administration</b>		<b>Budget Unit</b>	<u>30615C</u>
<b>Division Information Technology Services Division (ITSD)</b>			
<b>DI Name</b>	<b>Enterprise Single Sign-On</b>	<b>DI#</b>	<b>1300034</b>
		<b>HB Section</b>	<u>05.025</u>

**7. STRATEGIES TO ACHIEVE THE PERFORMANCE MEASUREMENT TARGETS:**

1. Implementation of highest priority functionality in priority sequence
2. Leveraging industry best practice of access on-boarding and off-boarding workflow
3. Following formal project management processes and tracking all metric achievements
4. Monthly executive sponsor reporting

# DECISION ITEM DETAIL

Budget Unit	FY 2022	FY 2022	FY 2023	FY 2023	FY 2024	FY 2024	*****	*****
Decision Item	ACTUAL	ACTUAL	BUDGET	BUDGET	DEPT REQ	DEPT REQ	SECURED	SECURED
Budget Object Class	DOLLAR	FTE	DOLLAR	FTE	DOLLAR	FTE	COLUMN	COLUMN
<b>ITSD CONSOLIDATION</b>								
<b>Enterprise Single Sign-On - 1300034</b>								
CYBERSECURITY SPECIALIST	0	0.00	0	0.00	320,000	4.00	0	0.00
<b>TOTAL - PS</b>	<b>0</b>	<b>0.00</b>	<b>0</b>	<b>0.00</b>	<b>320,000</b>	<b>4.00</b>	<b>0</b>	<b>0.00</b>
M&R SERVICES	0	0.00	0	0.00	4,850,000	0.00	0	0.00
<b>TOTAL - EE</b>	<b>0</b>	<b>0.00</b>	<b>0</b>	<b>0.00</b>	<b>4,850,000</b>	<b>0.00</b>	<b>0</b>	<b>0.00</b>
<b>GRAND TOTAL</b>	<b>\$0</b>	<b>0.00</b>	<b>\$0</b>	<b>0.00</b>	<b>\$5,170,000</b>	<b>4.00</b>	<b>\$0</b>	<b>0.00</b>
<b>GENERAL REVENUE</b>	<b>\$0</b>	<b>0.00</b>	<b>\$0</b>	<b>0.00</b>	<b>\$5,170,000</b>	<b>4.00</b>		<b>0.00</b>
<b>FEDERAL FUNDS</b>	<b>\$0</b>	<b>0.00</b>	<b>\$0</b>	<b>0.00</b>	<b>\$0</b>	<b>0.00</b>		<b>0.00</b>
<b>OTHER FUNDS</b>	<b>\$0</b>	<b>0.00</b>	<b>\$0</b>	<b>0.00</b>	<b>\$0</b>	<b>0.00</b>		<b>0.00</b>

NEW DECISION ITEM  
RANK: \_\_\_\_\_ OF \_\_\_\_\_

Department Office of Administration		Budget Unit	30615C
Division Information Technology Services Division (ITSD)			
DI Name	Software License Management	DI#	1300035
		HB Section	05.025

**1. AMOUNT OF REQUEST**

FY 2023 Budget Request				
	GR	Federal	Other	Total
PS	200,000	0	0	200,000
EE	830,000	0	0	830,000
PSD	0	0	0	0
TRF	0	0	0	0
<b>Total</b>	<b>1,030,000</b>	<b>0</b>	<b>0</b>	<b>1,030,000</b>
<b>FTE</b>	<b>3.00</b>	<b>0.00</b>	<b>0.00</b>	<b>3.00</b>

<b>Est. Fringe</b>	111,431	0	0	111,431
--------------------	---------	---	---	---------

*Note: Fringes budgeted in House Bill 5 except for certain fringes budgeted directly to MoDOT, Highway Patrol, and Conservation.*

Other Funds:  
Non-Counts:

FY 2023 Governor's Recommendation				
	GR	Federal	Other	Total
PS	0	0	0	0
EE	0	0	0	0
PSD	0	0	0	0
TRF	0	0	0	0
<b>Total</b>	<b>0</b>	<b>0</b>	<b>0</b>	<b>0</b>
<b>FTE</b>	<b>0.00</b>	<b>0.00</b>	<b>0.00</b>	<b>0.00</b>

<b>Est. Fringe</b>	0	0	0	0
--------------------	---	---	---	---

*Note: Fringes budgeted in House Bill 5 except for certain fringes budgeted directly to MoDOT, Highway Patrol, and Conservation.*

Other Funds:  
Non-Counts:

**2. THIS REQUEST CAN BE CATEGORIZED AS:**

<input type="checkbox"/> New Legislation	<input checked="" type="checkbox"/> <b>X</b>	New Program	<input type="checkbox"/> Fund Switch
<input type="checkbox"/> Federal Mandate		Program Expansion	<input type="checkbox"/> Cost to Continue
<input type="checkbox"/> GR Pick-Up		Space Request	<input type="checkbox"/> Equipment Replacement
<input type="checkbox"/> Pay Plan		Other: _____	

**3. WHY IS THIS FUNDING NEEDED? PROVIDE AN EXPLANATION FOR ITEMS CHECKED IN #2. INCLUDE THE FEDERAL OR STATE STATUTORY OR CONSTITUTIONAL AUTHORIZATION FOR THIS PROGRAM.**

This item requests funding to procure and implement a tool to document assets both physical and virtual within 14 Consolidated agencies. It will provide visibility into both on premise and cloud assets. Along with an inventory of both physical and virtual assets, the tool should provide visibility into software licenses including procurement, entitlement, utilization, compliance and auditing.

Cloud spending is increasing across the State Agencies, wasteful spending occurs if virtual and software assets are not managed like a physical asset would be. National average of cloud spend that is wasteful is approximately 25%. ITSD needs tools to help manage these assets that are not manual tracking in spreadsheets.

**NEW DECISION ITEM**

RANK: \_\_\_\_\_ OF \_\_\_\_\_

Department Office of Administration		Budget Unit	30615C
Division Information Technology Services Division (ITSD)			
DI Name Software License Management	DI# 1300035	HB Section	05.025

**4. DESCRIBE THE DETAILED ASSUMPTIONS USED TO DERIVE THE SPECIFIC REQUESTED AMOUNT. (How did you determine that the requested number of FTE were appropriate? From what source or standard did you derive the requested levels of funding? Were alternatives such as outsourcing or automation considered? If based on new legislation, does request tie to TAFP fiscal note? If not, explain why. Detail which portions of the request are one-times and how those amounts were calculated.)**

To determine budget several software products were evaluated. During the evaluation, budgetary numbers were provided by the vendors. Also included in the evaluation conversations were had on support of the platform. This was used to determine the headcount to support.

**5. BREAK DOWN THE REQUEST BY BUDGET OBJECT CLASS, JOB CLASS, AND FUND SOURCE. IDENTIFY ONE-TIME COSTS.**

Budget Object Class/Job Class	Dept Req GR DOLLARS	Dept Req GR FTE	Dept Req FED DOLLARS	Dept Req FED FTE	Dept Req OTHER DOLLARS	Dept Req OTHER FTE	Dept Req TOTAL DOLLARS	Dept Req TOTAL FTE	Dept Req One-Time DOLLARS
02PS30 - Senior Program Specialist	120,000	2.0					120,000	2.0	
14AS20- Systems Administration Spec	80,000	1.0					80,000	1.0	
<b>Total PS</b>	<b>200,000</b>	<b>3.0</b>	<b>0</b>	<b>0.0</b>	<b>0</b>	<b>0.0</b>	<b>200,000</b>	<b>3.0</b>	<b>0</b>
430- M&R Services	830,000						830,000		
							0		
							0		
<b>Total EE</b>	<b>830,000</b>		<b>0</b>		<b>0</b>		<b>830,000</b>		<b>0</b>
Program Distributions							0		
<b>Total PSD</b>	<b>0</b>		<b>0</b>		<b>0</b>		<b>0</b>		<b>0</b>
Transfers									
<b>Total TRF</b>	<b>0</b>		<b>0</b>		<b>0</b>		<b>0</b>		<b>0</b>
<b>Grand Total</b>	<b>1,030,000</b>	<b>3.0</b>	<b>0</b>	<b>0.0</b>	<b>0</b>	<b>0.0</b>	<b>1,030,000</b>	<b>3.0</b>	<b>0</b>



**NEW DECISION ITEM**

RANK: \_\_\_\_\_ OF \_\_\_\_\_

<b>Department Office of Administration</b>		<b>Budget Unit</b> <u>30615C</u>				
<b>Division Information Technology Services Division (ITSD)</b>						
<b>DI Name</b> <u>Software License Management</u>	<b>DI#</b> <u>1300035</u>	<b>HB Section</b> <u>05.025</u>				
<b>6. PERFORMANCE MEASURES (If new decision item has an associated core, separately identify projected performance with &amp; without additional funding.)</b>						
<table style="width: 100%; border: none;"> <tr> <td style="width: 50%; vertical-align: top; padding-bottom: 20px;"> <p><b>6a. Provide an activity measure(s) for the program.</b></p> <p>75% of licenses are documented in the tool  License questions can be answered within the tool without doing research by both procurement and ITSD  25% of cloud spend is reduced.</p> </td> <td style="width: 50%; vertical-align: top; padding-bottom: 20px;"> <p><b>6b. Provide a measure(s) of the program's quality.</b></p> <p>Compliance with software license agreements are not questioned and if it is questioned, we can prove our compliance</p> </td> </tr> <tr> <td style="vertical-align: top;"> <p><b>6c. Provide a measure(s) of the program's impact.</b></p> <p>Software audits by vendors are easily supported.  Duplicate software within the State is eliminated.</p> </td> <td style="vertical-align: top;"> <p><b>6d. Provide a measure(s) of the program's efficiency.</b></p> <p>Savings of 10% to 15% of overall software costs. It is estimated the State spends \$40M per year in software.</p> </td> </tr> </table>			<p><b>6a. Provide an activity measure(s) for the program.</b></p> <p>75% of licenses are documented in the tool  License questions can be answered within the tool without doing research by both procurement and ITSD  25% of cloud spend is reduced.</p>	<p><b>6b. Provide a measure(s) of the program's quality.</b></p> <p>Compliance with software license agreements are not questioned and if it is questioned, we can prove our compliance</p>	<p><b>6c. Provide a measure(s) of the program's impact.</b></p> <p>Software audits by vendors are easily supported.  Duplicate software within the State is eliminated.</p>	<p><b>6d. Provide a measure(s) of the program's efficiency.</b></p> <p>Savings of 10% to 15% of overall software costs. It is estimated the State spends \$40M per year in software.</p>
<p><b>6a. Provide an activity measure(s) for the program.</b></p> <p>75% of licenses are documented in the tool  License questions can be answered within the tool without doing research by both procurement and ITSD  25% of cloud spend is reduced.</p>	<p><b>6b. Provide a measure(s) of the program's quality.</b></p> <p>Compliance with software license agreements are not questioned and if it is questioned, we can prove our compliance</p>					
<p><b>6c. Provide a measure(s) of the program's impact.</b></p> <p>Software audits by vendors are easily supported.  Duplicate software within the State is eliminated.</p>	<p><b>6d. Provide a measure(s) of the program's efficiency.</b></p> <p>Savings of 10% to 15% of overall software costs. It is estimated the State spends \$40M per year in software.</p>					
<b>7. STRATEGIES TO ACHIEVE THE PERFORMANCE MEASUREMENT TARGETS:</b>						
<p>All new software purchased or renewed must be entered into the tool.  All software purchased or renewed is reviewed against the inventory and reviewed by Enterprise Architecture.</p>						

# DECISION ITEM DETAIL

Budget Unit	FY 2022	FY 2022	FY 2023	FY 2023	FY 2024	FY 2024	*****	*****
Decision Item	ACTUAL	ACTUAL	BUDGET	BUDGET	DEPT REQ	DEPT REQ	SECURED	SECURED
Budget Object Class	DOLLAR	FTE	DOLLAR	FTE	DOLLAR	FTE	COLUMN	COLUMN
<b>ITSD CONSOLIDATION</b>								
<b>Software License Management - 1300035</b>								
SENIOR PROGRAM SPECIALIST	0	0.00	0	0.00	120,000	2.00	0	0.00
APPLICATIONS DEVELOPER	0	0.00	0	0.00	80,000	1.00	0	0.00
<b>TOTAL - PS</b>	<b>0</b>	<b>0.00</b>	<b>0</b>	<b>0.00</b>	<b>200,000</b>	<b>3.00</b>	<b>0</b>	<b>0.00</b>
M&R SERVICES	0	0.00	0	0.00	830,000	0.00	0	0.00
<b>TOTAL - EE</b>	<b>0</b>	<b>0.00</b>	<b>0</b>	<b>0.00</b>	<b>830,000</b>	<b>0.00</b>	<b>0</b>	<b>0.00</b>
<b>GRAND TOTAL</b>	<b>\$0</b>	<b>0.00</b>	<b>\$0</b>	<b>0.00</b>	<b>\$1,030,000</b>	<b>3.00</b>	<b>\$0</b>	<b>0.00</b>
<b>GENERAL REVENUE</b>	<b>\$0</b>	<b>0.00</b>	<b>\$0</b>	<b>0.00</b>	<b>\$1,030,000</b>	<b>3.00</b>		<b>0.00</b>
<b>FEDERAL FUNDS</b>	<b>\$0</b>	<b>0.00</b>	<b>\$0</b>	<b>0.00</b>	<b>\$0</b>	<b>0.00</b>		<b>0.00</b>
<b>OTHER FUNDS</b>	<b>\$0</b>	<b>0.00</b>	<b>\$0</b>	<b>0.00</b>	<b>\$0</b>	<b>0.00</b>		<b>0.00</b>

## NEW DECISION ITEM

RANK: \_\_\_\_\_ OF \_\_\_\_\_

Department Office of Administration

Budget Unit 30615C

Division Information Technology Services Division (ITSD)

IT Operations Command Center &amp; Application

Performance Monitoring

DI# 1300036

HB Section 05.025

## 1. AMOUNT OF REQUEST

	FY 2024 Budget Request			
	GR	Federal	Other	Total
PS	700,000	0	0	700,000
EE	2,650,000	0	0	2,650,000
PSD	0	0	0	0
TRF	0	0	0	0
<b>Total</b>	<b>3,350,000</b>	<b>0</b>	<b>0</b>	<b>3,350,000</b>

FTE	9.00	0.00	0.00	9.00
-----	------	------	------	------

<b>Est. Fringe</b>	395,634	0	0	395,634
--------------------	---------	---	---	---------

Note: Fringes budgeted in House Bill 5 except for certain fringes budgeted directly to MoDOT, Highway Patrol, and Conservation.

Other Funds:

Non-Counts:

	FY 2024 Governor's Recommendation			
	GR	Federal	Other	Total
PS	0	0	0	0
EE	0	0	0	0
PSD	0	0	0	0
TRF	0	0	0	0
<b>Total</b>	<b>0</b>	<b>0</b>	<b>0</b>	<b>0</b>

FTE	0.00	0.00	0.00	0.00
-----	------	------	------	------

<b>Est. Fringe</b>	0	0	0	0
--------------------	---	---	---	---

Note: Fringes budgeted in House Bill 5 except for certain fringes budgeted directly to MoDOT, Highway Patrol, and Conservation.

Other Funds:

Non-Counts:

## 2. THIS REQUEST CAN BE CATEGORIZED AS:

<input type="checkbox"/> New Legislation	<input type="checkbox"/> New Program	<input type="checkbox"/> Fund Switch
<input type="checkbox"/> Federal Mandate	<input checked="" type="checkbox"/> Program Expansion	<input type="checkbox"/> Cost to Continue
<input type="checkbox"/> GR Pick-Up	<input type="checkbox"/> Space Request	<input type="checkbox"/> Equipment Replacement
<input type="checkbox"/> Pay Plan	<input type="checkbox"/> Other: _____	

## 3. WHY IS THIS FUNDING NEEDED? PROVIDE AN EXPLANATION FOR ITEMS CHECKED IN #2. INCLUDE THE FEDERAL OR STATE STATUTORY OR CONSTITUTIONAL AUTHORIZATION FOR THIS PROGRAM.

Additional operational staff along with monitoring and troubleshooting tools are required to ensure the state has the capability to adequately monitor applications and technology infrastructure, proactively identify problems, efficiently isolate and resolve technology issues quickly, and perform effective root-cause analysis to drive continuous improvement. This investment would allow ITSD to create a Command Center operation dedicated to support the State of Missouri Agencies and the Services they provide. As more applications are modernized, it is extremely important to validate performance before and after implementation. This is to help provide the best solutions possible for agency users and citizens.

**NEW DECISION ITEM**

**RANK:** \_\_\_\_\_ **OF** \_\_\_\_\_

<b>Department Office of Administration</b>	<b>Budget Unit</b> <u>30615C</u>
<b>Division Information Technology Services Division (ITSD)</b>	
<b>IT Operations Command Center &amp; Application Performance Monitoring</b>	
<b>DI# 1300036</b>	<b>HB Section</b> <u>05.025</u>

One of the Top Goals of any IT Organization is to provide our Customers, Agency and Public, a stable platform in which to conduct their daily business. As we grow we face the challenge below:

- > Consolidated agencies are impaired in providing efficient and timely care and services due to the lack of an adequate number of technical staff and resources in OA-ITSD necessary to proactively monitor critical computing systems and network infrastructure that support the work of the agencies. Due to continued increases in agency services and technology needs, ITSD has not had the budget necessary for an increase in ITSD technical resources that are required to adequately monitor and support new services. This impacts the Agency's ability to provide quality services to our citizens.
- > Since IT consolidation was put in place in 2006, the number of IT systems being supported by IT staff has doubled, while the number of IT resources to support those systems has been reduced by 20%.

**4. DESCRIBE THE DETAILED ASSUMPTIONS USED TO DERIVE THE SPECIFIC REQUESTED AMOUNT. (How did you determine that the requested number of FTE were appropriate? From what source or standard did you derive the requested levels of funding? Were alternatives such as outsourcing or automation considered? If based on new legislation, does request tie to TAFP fiscal note? If not, explain why. Detail which portions of the request are one-times and how those amounts were calculated.)**

- > The total IT FTE request is for 9 new Operations Command Center FTE at a cost of \$700,000
- > This request includes 3 new Incident Response teams with 2-3 FTE per team and 2 FTE responsible for connecting the monitoring tools to all existing and new end user applications
- > New and enhanced IT system monitoring tools and resources necessary to provide proper proactive monitoring, enhanced analysis and reporting, and improved communication at a cost of \$2,650,000 - This number was determined by evaluating several software products. During the evaluation, budgetary numbers were provided by the vendors. Also included in the evaluation conversations were had on support of the platform. This was used to determine the headcount to support the monitoring tool.

**NEW DECISION ITEM**

RANK: \_\_\_\_\_ OF \_\_\_\_\_

Department Office of Administration	Budget Unit	30615C
Division Information Technology Services Division (ITSD)		
IT Operations Command Center & Application		
Performance Monitoring	DI# 1300036	HB Section 05.025

**5. BREAK DOWN THE REQUEST BY BUDGET OBJECT CLASS, JOB CLASS, AND FUND SOURCE. IDENTIFY ONE-TIME COSTS.**

Budget Object Class/Job Class	Dept Req GR DOLLARS	Dept Req GR FTE	Dept Req FED DOLLARS	Dept Req FED FTE	Dept Req OTHER DOLLARS	Dept Req OTHER FTE	Dept Req TOTAL DOLLARS	Dept Req TOTAL FTE	Dept Req One-Time DOLLARS
14CO15 - Senior Network Operations Tech	140,000	2.0					140,000	2.0	
14SA20 - Systems Administration Spec.	560,000	7.0					560,000	7.0	
<b>Total PS</b>	<b>700,000</b>	<b>9.0</b>	<b>0</b>	<b>0.0</b>	<b>0</b>	<b>0.0</b>	<b>700,000</b>	<b>9.0</b>	<b>0</b>
430-M&R Services	2,650,000						2,650,000		
							0		
							0		
<b>Total EE</b>	<b>2,650,000</b>		<b>0</b>		<b>0</b>		<b>2,650,000</b>		<b>0</b>
Program Distributions							0		
<b>Total PSD</b>	<b>0</b>		<b>0</b>		<b>0</b>		<b>0</b>		<b>0</b>
Transfers									
<b>Total TRF</b>	<b>0</b>		<b>0</b>		<b>0</b>		<b>0</b>		<b>0</b>
<b>Grand Total</b>	<b>3,350,000</b>	<b>9.0</b>	<b>0</b>	<b>0.0</b>	<b>0</b>	<b>0.0</b>	<b>3,350,000</b>	<b>9.0</b>	<b>0</b>

**NEW DECISION ITEM**

RANK: \_\_\_\_\_ OF \_\_\_\_\_

<b>Department Office of Administration</b> <b>Division Information Technology Services Division (ITSD)</b> <b>IT Operations Command Center &amp; Application</b> <b>Performance Monitoring</b>	<b>Budget Unit</b> <u>30615C</u>  <b>HB Section</b> <u>05.025</u>
<b>DI# 1300036</b>	

**6. PERFORMANCE MEASURES (If new decision item has an associated core, separately identify projected performance with & without additional funding.)**

**6a. Provide an activity measure(s) for the program.**

Addition of highly skilled IT technical staff available outside normal business hours decreases delays in service restoration and critical communication. It is now necessary to provide a higher level of technical service 24x7x365 in order to properly serve and support the needs of agencies and citizens.

**6b. Provide a measure(s) of the program's quality.**

By having highly trained and focused team members, the Mean Time to Repair (MTTR) will be reduced and will also produce improved communication to customers.

Application performance problems are identified in non-production before being implemented.

Performance issues are identified in production before the user is effected.

Degradation and downtime for applications is minimal due to performance.

**6c. Provide a measure(s) of the program's impact.**

Improved MTTR will result in less down time for State applications, systems, and office sites.

Increase agency experience thru improved performance.

Reduction in time and cost to resolve Severity 1 tickets

**6d. Provide a measure(s) of the program's efficiency.**

100% SLA's are achieved for applications supported by ITSD.

**7. STRATEGIES TO ACHIEVE THE PERFORMANCE MEASUREMENT TARGETS:**

Improvements in operational policies and procedures as well as improvements in monitoring and reporting will allow us to achieve the desired results.

# DECISION ITEM DETAIL

Budget Unit	FY 2022	FY 2022	FY 2023	FY 2023	FY 2024	FY 2024	*****	*****
Decision Item	ACTUAL	ACTUAL	BUDGET	BUDGET	DEPT REQ	DEPT REQ	SECURED	SECURED
Budget Object Class	DOLLAR	FTE	DOLLAR	FTE	DOLLAR	FTE	COLUMN	COLUMN
<b>ITSD CONSOLIDATION</b>								
<b>Operatns &amp; Applict n Monitoring - 1300036</b>								
SR NETWORK OPERATIONS TECH	0	0.00	0	0.00	140,000	2.00	0	0.00
SYSTEMS ADMINISTRATION SPEC	0	0.00	0	0.00	560,000	7.00	0	0.00
<b>TOTAL - PS</b>	<b>0</b>	<b>0.00</b>	<b>0</b>	<b>0.00</b>	<b>700,000</b>	<b>9.00</b>	<b>0</b>	<b>0.00</b>
M&R SERVICES	0	0.00	0	0.00	2,650,000	0.00	0	0.00
<b>TOTAL - EE</b>	<b>0</b>	<b>0.00</b>	<b>0</b>	<b>0.00</b>	<b>2,650,000</b>	<b>0.00</b>	<b>0</b>	<b>0.00</b>
<b>GRAND TOTAL</b>	<b>\$0</b>	<b>0.00</b>	<b>\$0</b>	<b>0.00</b>	<b>\$3,350,000</b>	<b>9.00</b>	<b>\$0</b>	<b>0.00</b>
<b>GENERAL REVENUE</b>	<b>\$0</b>	<b>0.00</b>	<b>\$0</b>	<b>0.00</b>	<b>\$3,350,000</b>	<b>9.00</b>		<b>0.00</b>
<b>FEDERAL FUNDS</b>	<b>\$0</b>	<b>0.00</b>	<b>\$0</b>	<b>0.00</b>	<b>\$0</b>	<b>0.00</b>		<b>0.00</b>
<b>OTHER FUNDS</b>	<b>\$0</b>	<b>0.00</b>	<b>\$0</b>	<b>0.00</b>	<b>\$0</b>	<b>0.00</b>		<b>0.00</b>

**NEW DECISION ITEM**  
**RANK:** \_\_\_\_\_ **OF** \_\_\_\_\_

<b>Department Office of Administration</b>	<b>Budget Unit</b> <u>30615C</u>
<b>Division Information Technology Services Division (ITSD)</b>	
<b>DI Name Enterprise Architecture and Portfolio Management</b>	<b>DI# 1300037</b>
	<b>HB Section</b> <u>05.025</u>

<b>1. AMOUNT OF REQUEST</b>				
<b>FY 2023 Budget Request</b>				
	GR	Federal	Other	Total
<b>PS</b>	160,000	0	0	160,000
<b>EE</b>	950,000	0	0	950,000
<b>PSD</b>	0	0	0	0
<b>TRF</b>	0	0	0	0
<b>Total</b>	1,110,000	0	0	1,110,000
<b>FTE</b>	2.00	0.00	0.00	2.00
<b>Est. Fringe</b>	83,226	0	0	83,226
<i>Note: Fringes budgeted in House Bill 5 except for certain fringes budgeted directly to MoDot, Highway Patrol, and Conservation.</i>				
Other Funds: Non-Counts:				

<b>FY 2023 Governor's Recommendation</b>				
	GR	Federal	Other	Total
<b>PS</b>	0	0	0	0
<b>EE</b>	0	0	0	0
<b>PSD</b>	0	0	0	0
<b>TRF</b>	0	0	0	0
<b>Total</b>	0	0	0	0
<b>FTE</b>	0.00	0.00	0.00	0.00
<b>Est. Fringe</b>	0	0	0	0
<i>Note: Fringes budgeted in House Bill 5 except for certain fringes budgeted directly to MoDot, Highway Patrol, and Conservation.</i>				
Other Funds: Non-Counts:				

<b>2. THIS REQUEST CAN BE CATEGORIZED AS:</b>			
<input type="checkbox"/> New Legislation	<input checked="" type="checkbox"/> <b>X</b>	<input type="checkbox"/> New Program	<input type="checkbox"/> Fund Switch
<input type="checkbox"/> Federal Mandate		<input type="checkbox"/> Program Expansion	<input type="checkbox"/> Cost to Continue
<input type="checkbox"/> GR Pick-Up		<input type="checkbox"/> Space Request	<input type="checkbox"/> Equipment Replacement
<input type="checkbox"/> Pay Plan		<input type="checkbox"/> Other: _____	

<b>3. WHY IS THIS FUNDING NEEDED? PROVIDE AN EXPLANATION FOR ITEMS CHECKED IN #2. INCLUDE THE FEDERAL OR STATE STATUTORY OR CONSTITUTIONAL AUTHORIZATION FOR THIS PROGRAM.</b>
<p>This project will procure and implement a tool to be used to manage the architecture of the IT Enterprise. This tool will allow the State to create and provide a central repository for models, documents, architectures of the information systems they support. It will provide the ability for both the business and IT to have a big picture of the information system architecture, technologies, interfaces and relationships across the Enterprise. Many Enterprise Architecture tools also provides Application Portfolio Management, Business Capability Management and Business and IT Roadmapping.</p>



**NEW DECISION ITEM**  
**RANK:** \_\_\_\_\_ **OF** \_\_\_\_\_

<b>Department Office of Administration</b>			<b>Budget Unit</b>	<u>30615C</u>
<b>Division Information Technology Services Division (ITSD)</b>				
<b>DI Name Enterprise Architecture and Portfolio Management</b>			<b>HB Section</b>	<u>05.025</u>
<b>DI# 1300037</b>				

Over 1200 applications exists within the state that are comprised of many software products, various languages that are end of life with no visibility. There is a lack of information about duplicate products that exist across agencies, and similar applications or technologies can't be leveraged without compiling this information into a single repository.

Investment in this tool will provide insights that help streamline technologies and leverage standard technologies across all agencies, where applicable, instead of duplicating investments in similar technologies when one could be used across the enterprise.

**4. DESCRIBE THE DETAILED ASSUMPTIONS USED TO DERIVE THE SPECIFIC REQUESTED AMOUNT. (How did you determine that the requested number of FTE were appropriate? From what source or standard did you derive the requested levels of funding? Were alternatives such as outsourcing or automation considered? If based on new legislation, does request tie to TAFP fiscal note? If not, explain why. Detail which portions of the request are one-times and how those amounts were calculated.)**

To determine budget several software products were evaluated. During the evaluation, budgetary numbers were provided by the vendors. Also included in the evaluation conversations were had on support of the platform. This was used to determine the headcount to support.

**5. BREAK DOWN THE REQUEST BY BUDGET OBJECT CLASS, JOB CLASS, AND FUND SOURCE. IDENTIFY ONE-TIME COSTS.**

<b>Budget Object Class/Job Class</b>	<b>Dept Req GR DOLLARS</b>	<b>Dept Req GR FTE</b>	<b>Dept Req FED DOLLARS</b>	<b>Dept Req FED FTE</b>	<b>Dept Req OTHER DOLLARS</b>	<b>Dept Req OTHER FTE</b>	<b>Dept Req TOTAL DOLLARS</b>	<b>Dept Req TOTAL FTE</b>	<b>Dept Req One- Time</b>
14AS20- Systems Administration Spec	160,000	2.0					160,000	2.0	
<b>Total PS</b>	<b>160,000</b>	<b>2.0</b>	<b>0</b>	<b>0.0</b>	<b>0</b>	<b>0.0</b>	<b>160,000</b>	<b>2.0</b>	<b>0</b>
430- M&R Services	950,000						950,000		
<b>Total EE</b>	<b>950,000</b>		<b>0</b>		<b>0</b>		<b>950,000</b>		<b>0</b>
Program Distributions							0		
<b>Total PSD</b>	<b>0</b>		<b>0</b>		<b>0</b>		<b>0</b>		<b>0</b>
Transfers									
<b>Total TRF</b>	<b>0</b>		<b>0</b>		<b>0</b>		<b>0</b>		<b>0</b>
<b>Grand Total</b>	<b>1,110,000</b>	<b>2.0</b>	<b>0</b>	<b>0.0</b>	<b>0</b>	<b>0.0</b>	<b>1,110,000</b>	<b>2.0</b>	<b>0</b>

**NEW DECISION ITEM**  
**RANK:** \_\_\_\_\_ **OF** \_\_\_\_\_

<b>Department Office of Administration</b> <b>Division Information Technology Services Division (ITSD)</b> <b>DI Name Enterprise Architecture and Portfolio Management</b>	<b>Budget Unit</b> <u>30615C</u>  <b>HB Section</b> <u>05.025</u>
<b>DI# 1300037</b>	

**6. PERFORMANCE MEASURES (If new decision item has an associated core, separately identify projected performance with & without additional funding.)**

**6a. Provide an activity measure(s) for the program.**

Information Systems are entered into the platform from technologies used, architecture diagrams created and available for review or knowledge gain.

**6b. Provide a measure(s) of the program's quality.**

Business Cases and Project charters are created and reviewed in less time as research will be faster.

Similar applications are leveraged to reuse technologies to solve similar problems across the agencies

**6c. Provide a measure(s) of the program's impact.**

Agencies are getting solutions to business problems faster and more effective.

Agencies along with ITSD can research applications infrastructures without going to the application ITSD owner.

End of life technologies will be eliminated or impact understood.

**6d. Provide a measure(s) of the program's efficiency.**

10% of supported information systems are eliminated due to non use or duplicate systems

Review of business cases and project charters are reviewed in 25% less time.

**7. STRATEGIES TO ACHIEVE THE PERFORMANCE MEASUREMENT TARGETS:**

Take the application rationalization results and enter into tool.  
 As major changes are implemented to existing applications, the tool must be updated.  
 Any new application or SaaS solution is procured, data is entered into tool.

# DECISION ITEM DETAIL

Budget Unit	FY 2022	FY 2022	FY 2023	FY 2023	FY 2024	FY 2024	*****	*****
Decision Item	ACTUAL	ACTUAL	BUDGET	BUDGET	DEPT REQ	DEPT REQ	SECURED	SECURED
Budget Object Class	DOLLAR	FTE	DOLLAR	FTE	DOLLAR	FTE	COLUMN	COLUMN
<b>ITSD CONSOLIDATION</b>								
<b>Enterprise Portfolio Managemnt - 1300037</b>								
SYSTEMS ADMINISTRATION SPEC	0	0.00	0	0.00	160,000	2.00	0	0.00
<b>TOTAL - PS</b>	<b>0</b>	<b>0.00</b>	<b>0</b>	<b>0.00</b>	<b>160,000</b>	<b>2.00</b>	<b>0</b>	<b>0.00</b>
M&R SERVICES	0	0.00	0	0.00	950,000	0.00	0	0.00
<b>TOTAL - EE</b>	<b>0</b>	<b>0.00</b>	<b>0</b>	<b>0.00</b>	<b>950,000</b>	<b>0.00</b>	<b>0</b>	<b>0.00</b>
<b>GRAND TOTAL</b>	<b>\$0</b>	<b>0.00</b>	<b>\$0</b>	<b>0.00</b>	<b>\$1,110,000</b>	<b>2.00</b>	<b>\$0</b>	<b>0.00</b>
<b>GENERAL REVENUE</b>	<b>\$0</b>	<b>0.00</b>	<b>\$0</b>	<b>0.00</b>	<b>\$1,110,000</b>	<b>2.00</b>		<b>0.00</b>
<b>FEDERAL FUNDS</b>	<b>\$0</b>	<b>0.00</b>	<b>\$0</b>	<b>0.00</b>	<b>\$0</b>	<b>0.00</b>		<b>0.00</b>
<b>OTHER FUNDS</b>	<b>\$0</b>	<b>0.00</b>	<b>\$0</b>	<b>0.00</b>	<b>\$0</b>	<b>0.00</b>		<b>0.00</b>

NEW DECISION ITEM  
RANK: \_\_\_\_\_ OF \_\_\_\_\_

Department Office of Administration	Budget Unit	30615C
Division Information Technology Services Division (ITSD)		
DI: Network Resiliency & Operations	DI#	1300038
	HB Section	05.025

### 1. AMOUNT OF REQUEST

FY 2024 Budget Request				
	GR	Federal	Other	Total
PS	0	0	0	0
EE	3,600,000	0	0	3,600,000
PSD	0	0	0	0
TRF	0	0	0	0
<b>Total</b>	<b>3,600,000</b>	<b>0</b>	<b>0</b>	<b>3,600,000</b>
FTE	0.00	0.00	0.00	0.00

<b>Est. Fringe</b>	0	0	0	0
--------------------	---	---	---	---

*Note: Fringes budgeted in House Bill 5 except for certain fringes budgeted directly to MoDOT, Highway Patrol, and Conservation.*

Other Funds:  
Non-Counts:

FY 2024 Governor's Recommendation				
	GR	Federal	Other	Total
PS	0	0	0	0
EE	0	0	0	0
PSD	0	0	0	0
TRF	0	0	0	0
<b>Total</b>	<b>0</b>	<b>0</b>	<b>0</b>	<b>0</b>
FTE	0.00	0.00	0.00	0.00

<b>Est. Fringe</b>	0	0	0	0
--------------------	---	---	---	---

*Note: Fringes budgeted in House Bill 5 except for certain fringes budgeted directly to MoDOT, Highway Patrol, and Conservation.*

Other Funds:  
Non-Counts:

### 2. THIS REQUEST CAN BE CATEGORIZED AS:

<input type="checkbox"/> New Legislation	<input type="checkbox"/> New Program	<input type="checkbox"/> Fund Switch
<input type="checkbox"/> Federal Mandate	<input checked="" type="checkbox"/> Program Expansion	<input type="checkbox"/> Cost to Continue
<input type="checkbox"/> GR Pick-Up	<input type="checkbox"/> Space Request	<input type="checkbox"/> Equipment Replacement
<input type="checkbox"/> Pay Plan	<input type="checkbox"/> Other: _____	

### 3. WHY IS THIS FUNDING NEEDED? PROVIDE AN EXPLANATION FOR ITEMS CHECKED IN #2. INCLUDE THE FEDERAL OR STATE STATUTORY OR CONSTITUTIONAL AUTHORIZATION FOR THIS PROGRAM.

The state network is vital to providing services to our citizens. Every agency is dependent on the network to be available at all times. The state network is a complex system incorporating Local Area Networks (LANs), Wide Area Networks (WANs), cybersecurity systems, state data center resources, and over 100,000 endpoints (endpoints include – PCs, Laptops, printers, servers, cameras, HVAC monitoring systems, etc). Security and monitoring of the network is extremely important to ensure it is available at all times. A large part of that security is keeping all components of the network on the latest operating systems and security patch levels. Currently staff are manually applying upgrades/patches on network components due to limitations with the current configuration tool. This is not an efficient use of staff time and increases the possibility of unpatched devices being exploited. This has been an area of concern for various auditors who have audited our systems. Purchasing a Network Management & Automation system and licensing will allow for faster, automated deployment of patches and upgrades.

**NEW DECISION ITEM**

RANK: \_\_\_\_\_ OF \_\_\_\_\_

<b>Department Office of Administration</b>				<b>Budget Unit</b> <u>30615C</u>					
<b>Division Information Technology Services Division (ITSD)</b>									
<b>DI: Network Resiliency &amp; Operations</b> <b>DI# 1300038</b>				<b>HB Section</b> <u>05.025</u>					

**4. DESCRIBE THE DETAILED ASSUMPTIONS USED TO DERIVE THE SPECIFIC REQUESTED AMOUNT. (How did you determine that the requested number of FTE were appropriate? From what source or standard did you derive the requested levels of funding? Were alternatives such as outsourcing or automation considered? If based on new legislation, does request tie to TAFP fiscal note? If not, explain why. Detail which portions of the request are one-times and how those amounts were calculated.)**

To ensure that the network is available as needed, it needs to be constantly monitored. Endpoint monitoring is done on an as-needed basis today. This request will provide for constant monitoring of endpoints at all locations, increasing our ability to troubleshoot performance issues and network outages.

- o Hardware (Servers, Monitoring appliances, network management & automation consoles) - \$650,000
- o Licensing - \$2,850,000
- o Professional Services to deploy system and train staff - \$100,000

**5. BREAK DOWN THE REQUEST BY BUDGET OBJECT CLASS, JOB CLASS, AND FUND SOURCE. IDENTIFY ONE-TIME COSTS.**

Budget Object Class/Job Class	Dept Req GR DOLLARS	Dept Req GR FTE	Dept Req FED DOLLARS	Dept Req FED FTE	Dept Req OTHER DOLLARS	Dept Req OTHER FTE	Dept Req TOTAL DOLLARS	Dept Req TOTAL FTE	Dept Req One-Time DOLLARS
							0		
<b>Total PS</b>	<u>0</u>	<u>0.0</u>	<u>0</u>	<u>0.0</u>	<u>0</u>	<u>0.0</u>	<u>0</u>	<u>0.0</u>	<u>0</u>
480- Computer Equipment	650,000						650,000		
430- M&R Services	2,850,000						2,850,000		
400- Professional Services	<u>100,000</u>						<u>100,000</u>		<u>100,000</u>
<b>Total EE</b>	<u>3,600,000</u>		<u>0</u>		<u>0</u>		<u>3,600,000</u>		<u>100,000</u>
Program Distributions							<u>0</u>		
<b>Total PSD</b>	<u>0</u>		<u>0</u>		<u>0</u>		<u>0</u>		<u>0</u>
Transfers									
<b>Total TRF</b>	<u>0</u>		<u>0</u>		<u>0</u>		<u>0</u>		<u>0</u>
<b>Grand Total</b>	<u><u>3,600,000</u></u>	<u><u>0.0</u></u>	<u><u>0</u></u>	<u><u>0.0</u></u>	<u><u>0</u></u>	<u><u>0.0</u></u>	<u><u>3,600,000</u></u>	<u><u>0.0</u></u>	<u><u>100,000</u></u>

**NEW DECISION ITEM**

RANK: \_\_\_\_\_ OF \_\_\_\_\_

<b>Department Office of Administration</b>	<b>Budget Unit</b> <u>30615C</u>
<b>Division Information Technology Services Division (ITSD)</b>	
<b>DI: Network Resiliency &amp; Operations</b> <b>DI# 1300038</b>	<b>HB Section</b> <u>05.025</u>

**6. PERFORMANCE MEASURES (If new decision item has an associated core, separately identify projected performance with & without additional funding.)**

**6a. Provide an activity measure(s) for the program.**

The number of endpoints being constantly monitored will increase and network activity will be mapped to determine where issues can be resolved and efficiencies created.

The total number of devices at more than N-1 upgrades as well as the number of unpatched devices. With automated patching, the total will drop to a less vulnerable number.

**6b. Provide a measure(s) of the program's quality.**

More devices with operating systems at a current level (N). This allows the state to take advantage of any new features in a more timely manner.

**6c. Provide a measure(s) of the program's impact.**

Faster resolution of network issues resulting in greater productivity and customer availability.  
Reduction vulnerabilities on network devices.

**6d. Provide a measure(s) of the program's efficiency.**

Less downtime for end-users allowing for more productivity.

**7. STRATEGIES TO ACHIEVE THE PERFORMANCE MEASUREMENT TARGETS:**

By deploying a network management and automation solution, the State will reduce it's security risks and more quickly be able to take advantage of new features of the network devices.

# DECISION ITEM DETAIL

Budget Unit	FY 2022	FY 2022	FY 2023	FY 2023	FY 2024	FY 2024	*****	*****
Decision Item	ACTUAL	ACTUAL	BUDGET	BUDGET	DEPT REQ	DEPT REQ	SECURED	SECURED
Budget Object Class	DOLLAR	FTE	DOLLAR	FTE	DOLLAR	FTE	COLUMN	COLUMN
<b>ITSD CONSOLIDATION</b>								
<b>Network Resiliency &amp; Operation - 1300038</b>								
PROFESSIONAL SERVICES	0	0.00	0	0.00	100,000	0.00	0	0.00
M&R SERVICES	0	0.00	0	0.00	2,850,000	0.00	0	0.00
COMPUTER EQUIPMENT	0	0.00	0	0.00	650,000	0.00	0	0.00
<b>TOTAL - EE</b>	<b>0</b>	<b>0.00</b>	<b>0</b>	<b>0.00</b>	<b>3,600,000</b>	<b>0.00</b>	<b>0</b>	<b>0.00</b>
<b>GRAND TOTAL</b>	<b>\$0</b>	<b>0.00</b>	<b>\$0</b>	<b>0.00</b>	<b>\$3,600,000</b>	<b>0.00</b>	<b>\$0</b>	<b>0.00</b>
<b>GENERAL REVENUE</b>	<b>\$0</b>	<b>0.00</b>	<b>\$0</b>	<b>0.00</b>	<b>\$3,600,000</b>	<b>0.00</b>		<b>0.00</b>
<b>FEDERAL FUNDS</b>	<b>\$0</b>	<b>0.00</b>	<b>\$0</b>	<b>0.00</b>	<b>\$0</b>	<b>0.00</b>		<b>0.00</b>
<b>OTHER FUNDS</b>	<b>\$0</b>	<b>0.00</b>	<b>\$0</b>	<b>0.00</b>	<b>\$0</b>	<b>0.00</b>		<b>0.00</b>

## PROGRAM DESCRIPTION

**Department** Information Technology Services Division

**HB Section(s):** 5.025 & 5.040

**Program Name** Office of Cyber Security (OCS)

**Program is found in the following core budget(s):** Information Technology Services Division

### 1a. What strategic priority does this program address?

- Technology Solutions: Looking to the future, implement technology that will improve how we work and provide a better customer and team experience
- Protecting Confidentiality, Integrity, and Availability of Missouri state Government computer processes and electronic data.
- Governance of IT Security programs to meet industry best practices and state and federal regulatory requirements.

### 1b. What does this program do?

ITSD Office of Cyber Security provides the following services in compliance with State and Federal Regulatory compliance:

- Identification and assessment of State of Missouri electronic assets that must be protected.
- Protections of State of Missouri electronic assets to industry best practice standards (e.g., NIST 800.53)
- Detection of threats to State of Missouri electronic assets
- Responsive and mitigation of exploits occurring against State of Missouri electronic assets
- Recovery of assets to a clean, production state of State of Missouri electronic assets



## PROGRAM DESCRIPTION

Department Information Technology Services Division

HB Section(s): 5.025 & 5.040

Program Name Office of Cyber Security (OCS)

Program is found in the following core budget(s): Information Technology Services Division

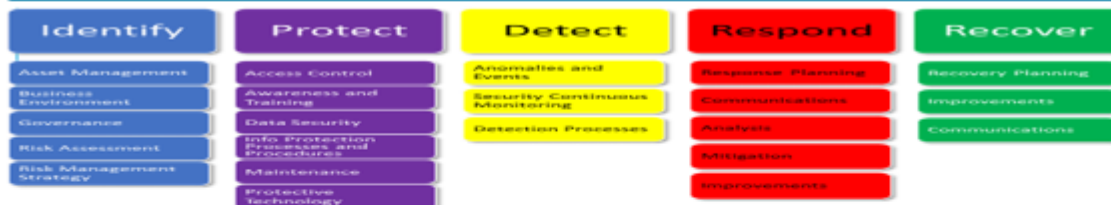
### 2a. Provide an activity measure(s) for the program.

- ITSD Office of Cyber Security manages multiple process improvement initiatives to satisfy NIST 800.53 best practice standards:

DRAFT –  
Working  
Copy

Confidential  
State of Missouri  
Internal Use Only

### ITSD Cyber Security Program Initiatives for 2022-2025



### Zero Trust Pillars

Devices – People – Networks – Applications – Data

- |  |  |  |  |   |
|--|--|--|--|---|
| <b>1. Risk Framework/Risk Register</b><br>1. Asset Inventory<br>2. Asset Risk Assignment<br><b>2. IT Asset Management &amp; IoT</b><br>• Hardware<br>• Software<br>• People/Accounts<br>• Employees<br>• Contractors<br>• Guests<br>• 3 <sup>rd</sup> Party<br>• Vendors<br><b>3. Identity Access Management</b><br>• Agency/Role Based Access Reviews<br>• WorkSpaceOne User and Identity challenge<br><b>4. 3<sup>rd</sup> Party VPN Tunnel Review</b> | <b>1. 2 Factor Authentication</b><br>• Remote Users<br>• Internal Administrators<br>• 3 <sup>rd</sup> Party Connectivity<br><b>2. Real-time Identity Protection</b><br><b>3. Network Segmentation</b><br>• DMARC Perimeter Protection<br>• Lexus/Nexus external user validation<br>• Protocol Whitelisting<br>• Application Whitelisting<br>• Geo Fencing/Domain Fencing<br><b>4. Vulnerability Patching Process Improv</b><br><b>5. Application OWASP Code Reviews</b><br><b>6. Decision Distribution</b><br>• CISSP Training Program Across Agencies<br>• Deliver Monthly Awareness to Agencies<br><b>7. Security Mesh – Cloud, On Prem, Remote Standard</b> | <b>1. 24x7 Security Operations Center</b><br>• Proactive Threat Hunting<br>• Machine Learning<br>• Artificial Intelligence<br><b>2. Advanced Network Detection</b><br>• Artificial Intelligence<br><b>3. Advanced Application Penetration Testing and Mitigation</b><br><b>4. Data Leakage Protection</b><br>• Test for regulated data | <b>1. 24x7 Security Operations Center</b><br>• Off hour incident response<br>• Proactive Threat Hunting<br>• Real-time incident mitigation<br>• External Managed Threat Response<br><b>2. Internal Forensic Capability</b><br>• Encase Certification<br><b>3. 13 Month Log Event Storage</b> | <b>1. Immutable Backups</b><br><b>2. Disaster Recovery Process Improvements</b><br>• Critical Infrastructure Identification<br>• Technical Recovery Capability<br>• Down Time Procedures<br>• Recovery Time Objectives for Critical Systems |
|--|--|--|--|---|

RED = 2022 Priority Initiatives, BLACK = Longer Term Tactical Objectives

## PROGRAM DESCRIPTION

**Department** Information Technology Services Division

**HB Section(s):** 5.025 & 5.040

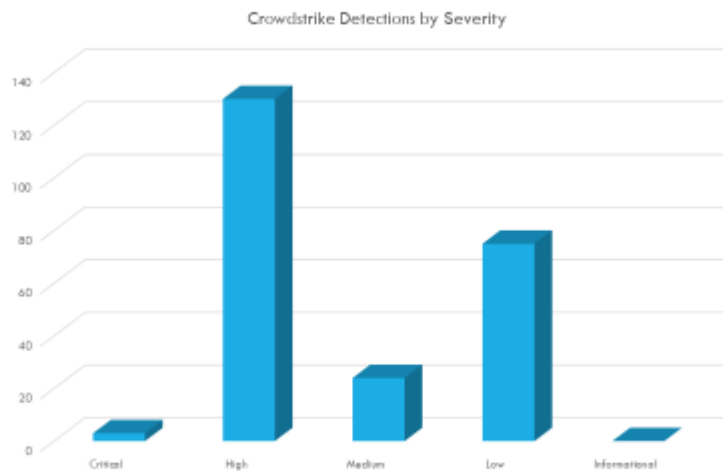
**Program Name** Office of Cyber Security (OCS)

**Program is found in the following core budget(s):** Information Technology Services Division

### 2b. Provide a measure(s) of the program's quality.

- ITSD Office of Cyber Security protects over 60 thousand computer endpoints from threats:

#### End Point Protection (Laptop, Desktop, Servers)



60K Endpoints Protected  
202 Detections Investigated and 200 Closed for June

## PROGRAM DESCRIPTION

**Department** Information Technology Services Division

**HB Section(s):** 5.025 & 5.040

**Program Name** Office of Cyber Security (OCS)

**Program is found in the following core budget(s):** Information Technology Services Division

- ITSD Office of Cyber Security provides over 99.9% protection against email phishing and malware threats:

### Malicious Emails – Phishing and Malware



Emails that get through are trapped via AI Learning, clicked emails are remediated, and end-point protection is the backstop

## PROGRAM DESCRIPTION

**Department** Information Technology Services Division

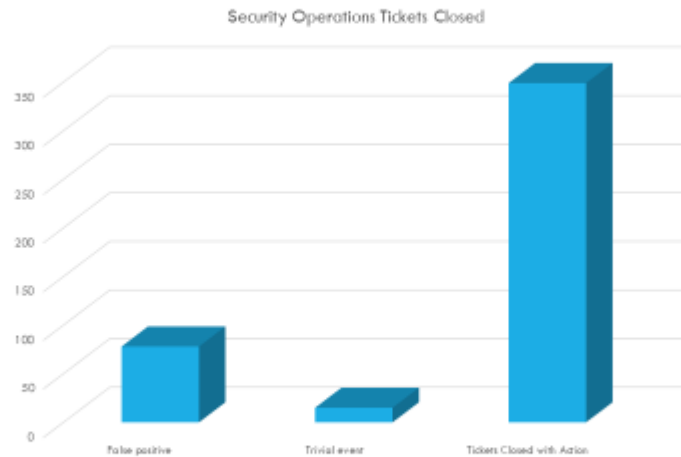
**HB Section(s):** 5.025 & 5.040

**Program Name** Office of Cyber Security (OCS)

**Program is found in the following core budget(s):** Information Technology Services Division

- ITSD Office of Cyber Security closes over 99% of open security tickets on a monthly basis:

### Security Operations User Tickets



446 Tickets Opened; 442 Tickets Closed

## PROGRAM DESCRIPTION

Department Information Technology Services Division

HB Section(s): 5.025 & 5.040

Program Name Office of Cyber Security (OCS)

Program is found in the following core budget(s): Information Technology Services Division

### 2c. Provide a measure(s) of the program's impact.

- ITSD Office of Cyber Security manages multiple process improvement initiatives to ensure best practices and regulatory compliance is satisfied:



## PROGRAM DESCRIPTION

**Department** Information Technology Services Division

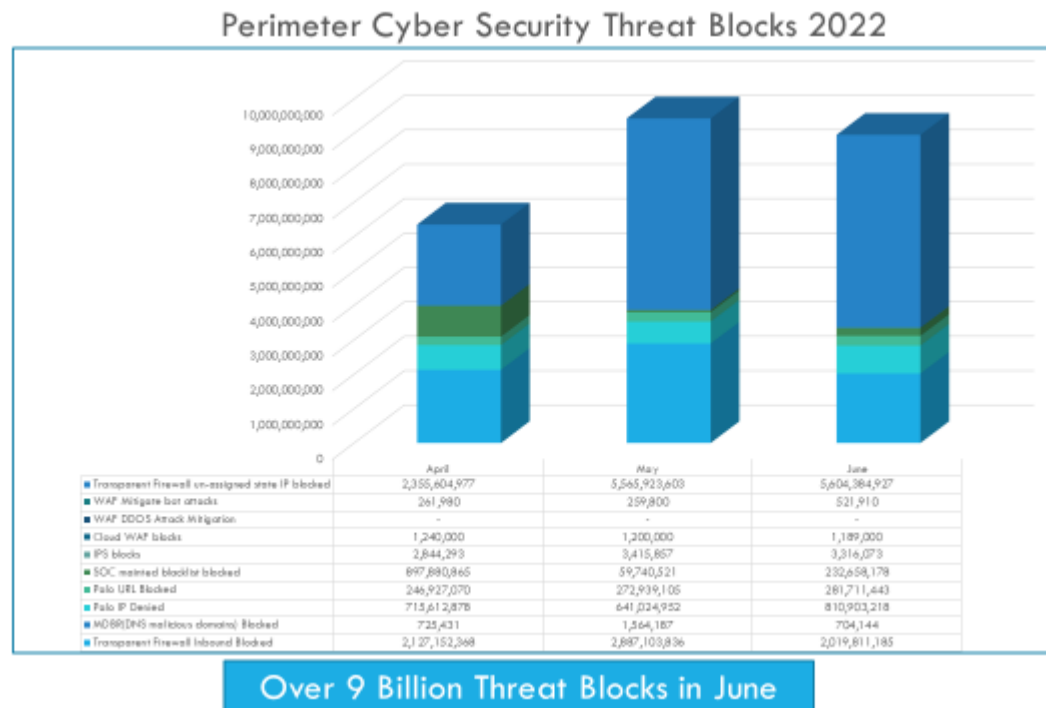
**HB Section(s):** 5.025 & 5.040

**Program Name** Office of Cyber Security (OCS)

**Program is found in the following core budget(s):** Information Technology Services Division

2d. Provide a measure(s) of the program's efficiency.

- The ITSD Office of Cyber Security mitigates a high volume of threats with high completion rates across all consolidated agencies:



## PROGRAM DESCRIPTION

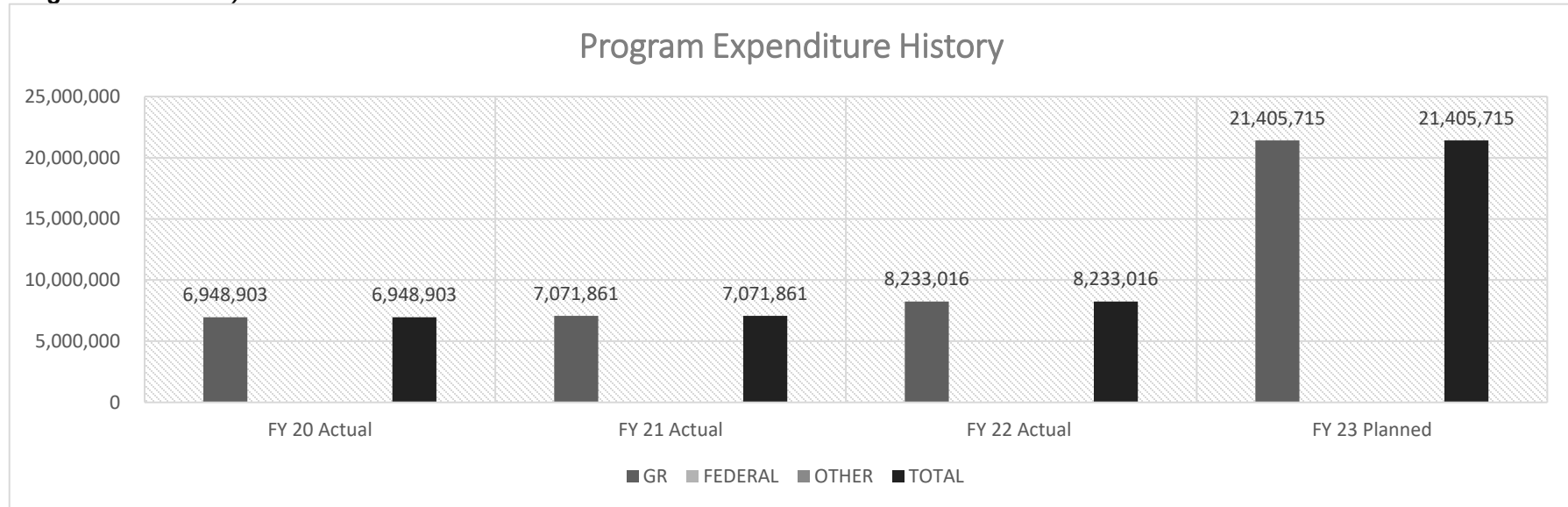
**Department** Information Technology Services Division

**HB Section(s):** 5.025 & 5.040

**Program Name** Office of Cyber Security (OCS)

**Program is found in the following core budget(s):** Information Technology Services Division

**3. Provide actual expenditures for the prior three fiscal years and planned expenditures for the current fiscal year. (Note: Amounts do not include fringe benefit costs.)**



**4. What are the sources of the “Other” funds?**

**5. What is the authorization for this program, i.e., federal or state statute, etc.? (Include the federal program number, if applicable.)**

- 37.110, RSMo

**6. Are there federal matching requirements? If yes, please explain.**

- No

**7. Is this a federally mandated program? If yes, please explain.**

- No

<b>PROGRAM DESCRIPTION</b>	
<b>Department</b> Information Technology Services Division	<b>HB Section(s):</b> 5.025, 5.030 & 5.045
<b>Program Name</b> Enterprise Project Management Office	
<b>Program is found in the following core budget(s):</b> Information Technology Services Division	
<p><b>1a. What strategic priority does this program address?</b></p> <ul style="list-style-type: none"> <li>Deliver the right stuff at the right price and at the right time</li> <li>Partner to innovate the way we work</li> </ul> <p><b>1b. What does this program do?</b></p> <p>The Enterprise Project Management office (EPMO) was established to oversee ITSD's consolidated project portfolio through effective management of people, infrastructure, and projects. Its mission is to support strategic, business-driven IT solution delivery. Services include:</p> <ul style="list-style-type: none"> <li>Portfolio Management and Reporting               <ul style="list-style-type: none"> <li>Deliverables tracking</li> <li>Executive dashboards</li> <li>Cost and value (ROI) reporting</li> </ul> </li> <li>Project Oversight and Rescue</li> <li>Release and Issue management               <ul style="list-style-type: none"> <li>Assistance with readiness assessment, testing progress, implementation</li> </ul> </li> <li>Training and Mentorship</li> <li>IT consulting contract management               <ul style="list-style-type: none"> <li>PAQ quality</li> <li>Vendor responses</li> <li>Regular meetings with vendor</li> </ul> </li> <li>Forms, templates, best-practice, and how-to repository</li> <li>Lessons learned surveys and repository</li> </ul>	



## PROGRAM DESCRIPTION

**Department** Information Technology Services Division

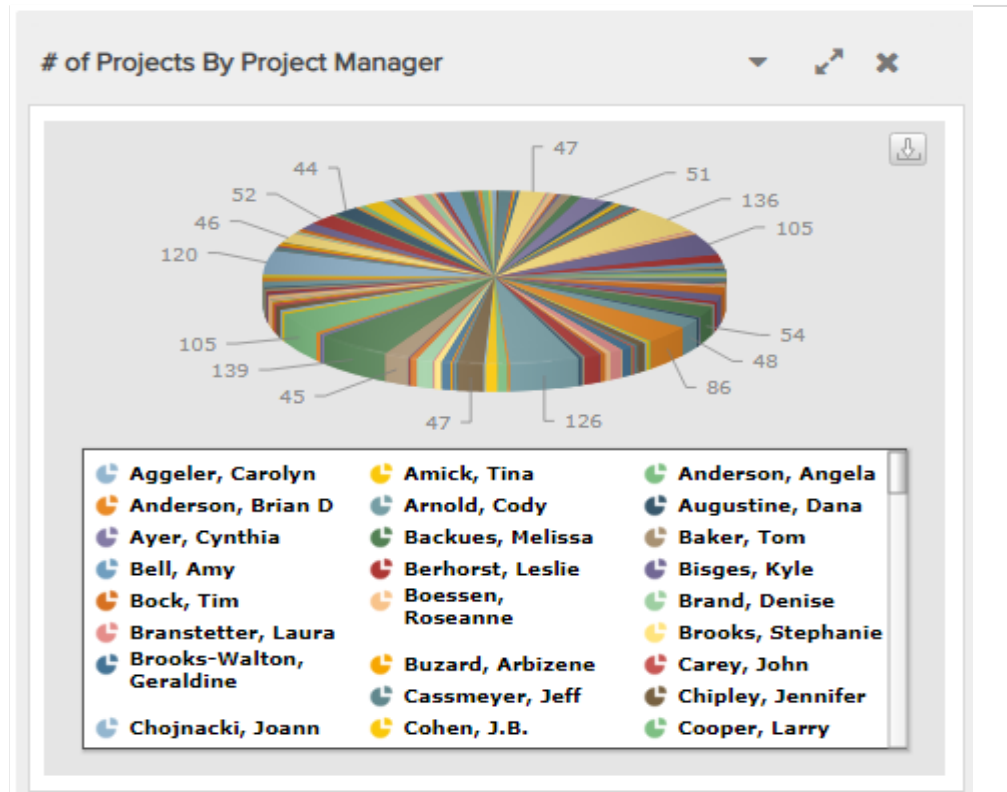
**HB Section(s):** 5.025, 5.030 & 5.045

**Program Name** Enterprise Project Management Office

**Program is found in the following core budget(s):** Information Technology Services Division

### 2a. Provide an activity measure(s) for the program.

The ITSD Enterprise Project Management team provides enterprise project management policies, processes, standards, training and tools that support the success of our customers and team members. The graph below show the number of projects that have been completed by the project managers.



## PROGRAM DESCRIPTION

**Department** Information Technology Services Division

**HB Section(s):** 5.025, 5.030 & 5.045

**Program Name** Enterprise Project Management Office

**Program is found in the following core budget(s):** Information Technology Services Division

### 2b. Provide a measure(s) of the program's quality.

- The ITSD EPMO Office tracks the project health of each active project. The graph below reflects the health of every CITGC Project.

Active Projects														
Project	DED	DESE	DHEWD	DHSS	DCI	DMH	DNR	DOC	DOLIR	DOR	DPS	DSS	MDA	OA
Adult Protective Services (APS) System Integration				Green										
Alcohol Licensing and Case Management Solution (ALCMS)											Green			
Alivia FWA Finder												Green		
ARPA Web Application														Green
Call Center Move to the Cloud														Completed
CFNA Application, Claiming and Monitoring System Replacement				Green										
Crime Victim Alert Portal											Green			
DD Case Management Procurement and Implementation						Yellow								
DOLIR Web Portal									Green					
DWC Workers' Compensation Modernization									Green					
Early Childhood Professional Development Registry		Green												
Electronic Health Record (EHR) Planning, Procurement and Implementation						Green								
Electronic Visit Verification												Green		
Enrollment Broker/Premium Collections												Yellow		
Enterprise Data Warehouse												Green		
Enterprise Resource Planning (ERP)														Green
Grain Regulatory Services													Green	
MDA LIMS Implementation													Green	
MEDES Project II (SNAP, TANF, Child Care and ECM)												Green		
MMIS Procurement Project												Green		
Mobile Driver License Renewal										Green				
MOCIS Implementation								Yellow						
Modernized e Licensing System for Occupational Licensing					Green									
MVDL Business and Technology Modernization Summary/Business Case										Green				
SLDS/ECIDS		Yellow												
State Board of Mediation Case Mgt Phase 2									Complete					
TMSIS and the Medicaid Scorecard												Yellow		
Uinteract Cloud Implementation									Green					

## PROGRAM DESCRIPTION

**Department** Information Technology Services Division

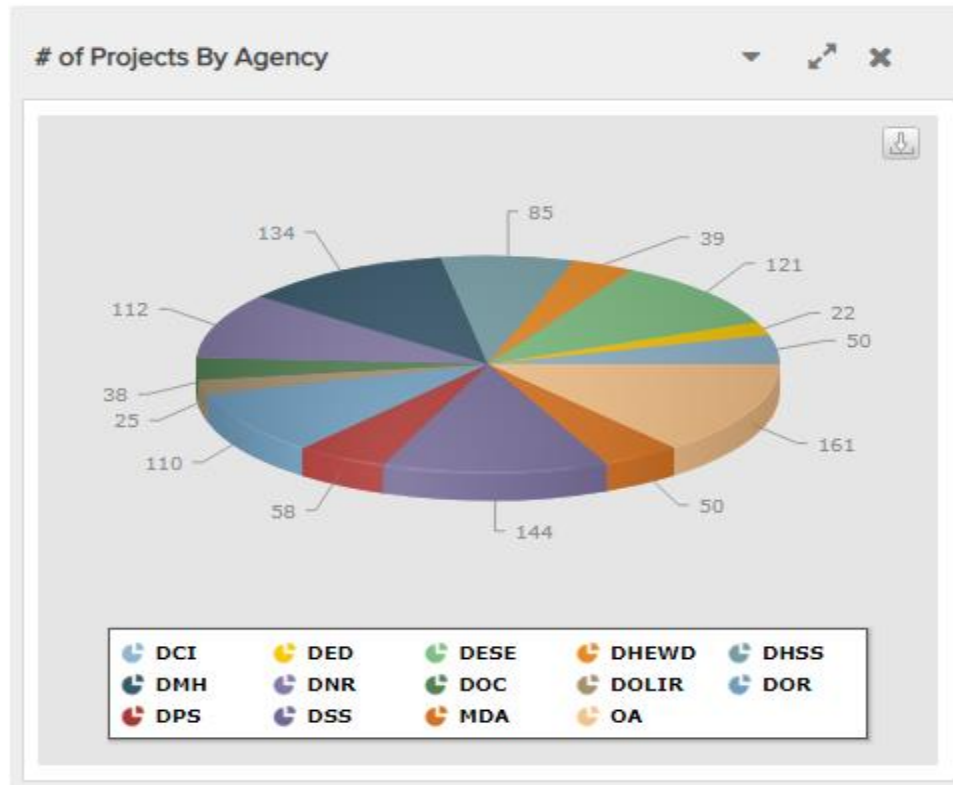
**HB Section(s):** 5.025, 5.030 & 5.045

**Program Name** Enterprise Project Management Office

**Program is found in the following core budget(s):** Information Technology Services Division

### 2c. Provide a measure(s) of the program's impact.

- The EPMO enables our agencies to deliver direct impact to our citizens. Specific details of those impacts are in the individual agency program descriptions. The number of projects supported by agency are listed below.



## PROGRAM DESCRIPTION

**Department** Information Technology Services Division

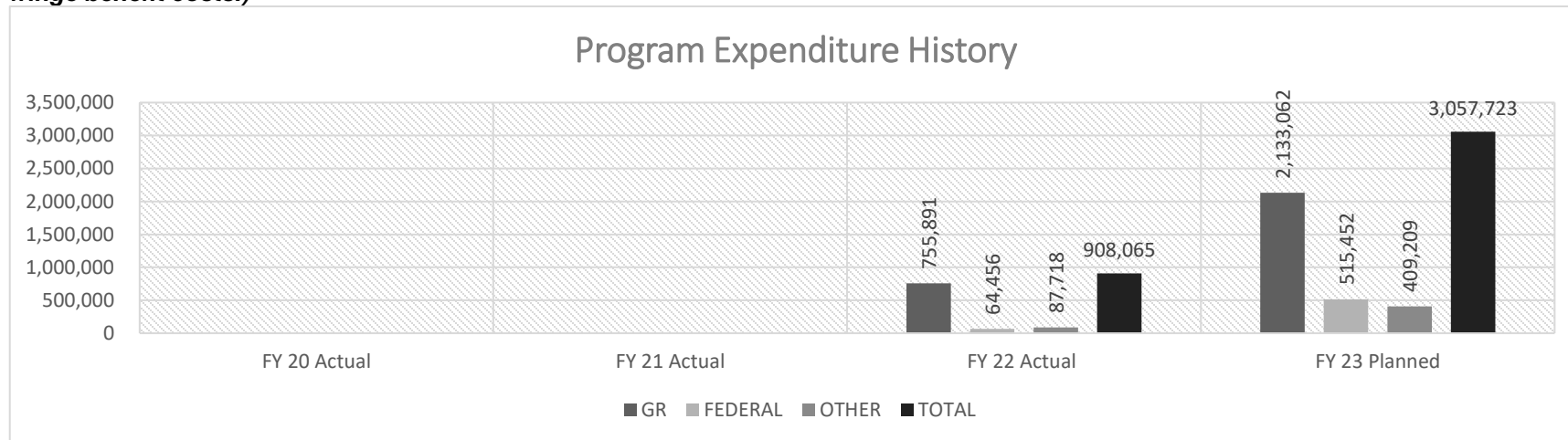
**HB Section(s):** 5.025, 5.030 & 5.045

**Program Name** Enterprise Project Management Office

**Program is found in the following core budget(s):** Information Technology Services Division

**2d. Provide a measure(s) of the program's efficiency.**

**3. Provide actual expenditures for the prior three fiscal years and planned expenditures for the current fiscal year. (Note: Amounts do not include fringe benefit costs.)**



**4. What are the sources of the "Other" funds?**

- Various Sources – ITSD supports 14 executive agencies, as well as the Governor and Lt. Governor

**5. What is the authorization for this program, i.e., federal or state statute, etc.? (Include the federal program number, if applicable.)**

- 37.110, RSMo

**6. Are there federal matching requirements? If yes, please explain.**

- No

**7. Is this a federally mandated program? If yes, please explain.**

- No

## CORE DECISION ITEM

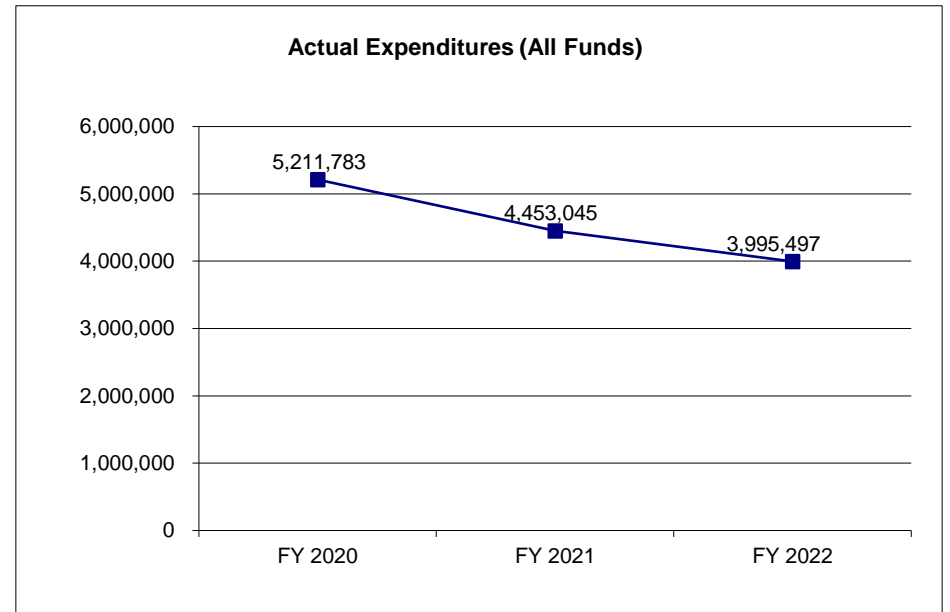
<b>Department: Office of Administration</b>					<b>Budget Unit</b> 30614C				
<b>Division: Information Technology Services Division (ITSD)</b>					<b>HB Section</b> 05.030				
<b>Core: DESE IT Core</b>									
<b>1. CORE FINANCIAL SUMMARY</b>									
<b>FY 2024 Budget Request</b>					<b>FY 2024 Governor's Recommendation</b>				
	GR	Federal	Other	Total		GR	Federal	Other	Total
<b>PS</b>	693,425	1,246,994	185,422	2,125,841	<b>PS</b>	0	0	0	0
<b>EE</b>	579,927	2,762,335	140,104	3,482,366	<b>EE</b>	0	0	0	0
<b>PSD</b>	1	0	0	1	<b>PSD</b>	0	0	0	0
<b>TRF</b>	0	0	0	0	<b>TRF</b>	0	0	0	0
<b>Total</b>	<b>1,273,353</b>	<b>4,009,329</b>	<b>325,526</b>	<b>5,608,208</b>	<b>Total</b>	<b>0</b>	<b>0</b>	<b>0</b>	<b>0</b>
<b>FTE</b>	<b>5.97</b>	<b>23.40</b>	<b>0.50</b>	<b>29.87</b>	<b>FTE</b>	<b>0.00</b>	<b>0.00</b>	<b>0.00</b>	<b>0.00</b>
<b>Est. Fringe</b>	346,010	819,616	75,435	1,241,061	<b>Est. Fringe</b>	0	0	0	0
<i>Note: Fringes budgeted in House Bill 5 except for certain fringes budgeted directly to MoDOT, Highway Patrol, and Conservation.</i>					<i>Note: Fringes budgeted in House Bill 5 except for certain fringes budgeted directly to MoDOT, Highway Patrol, and Conservation.</i>				
Other Funds: See Decision Item Summary on Following Pages					Other Funds:				
<b>2. CORE DESCRIPTION</b>									
This core request is for funding for all IT expenditures specific to the Department of Elementary and Secondary Education (DESE), including new IT hardware and software, hardware maintenance, annual software licensing, State Data Center and telecommunications/network charges, and application development.									
<b>3. PROGRAM LISTING (list programs included in this core funding)</b>									
ITSD-DESE									

## CORE DECISION ITEM

<b>Department: Office of Administration</b>	<b>Budget Unit</b> <u>30614C</u>
<b>Division: Information Technology Services Division (ITSD)</b>	
<b>Core: DESE IT Core</b>	<b>HB Section</b> <u>05.030</u>

### 4. FINANCIAL HISTORY

	<b>FY 2020 Actual</b>	<b>FY 2021 Actual</b>	<b>FY 2022 Actual</b>	<b>FY 2023 Current Yr.</b>
Appropriation (All Funds)	7,264,896	5,809,045	\$ 6,102,586.00	5,608,208
Less Reverted (All Funds)	(37,549)	(39,457)	(2,914)	(41,115)
Less Restricted (All Funds)*	0	0	0	0
Budget Authority (All Funds)	7,227,347	5,769,588	6,099,672	5,567,093
Actual Expenditures (All Funds)	5,211,783	4,453,045	3,995,497	N/A
Unexpended (All Funds)	2,015,564	1,316,543	2,104,175	N/A
Unexpended, by Fund:				
General Revenue	48,522	169,495	24,296	N/A
Federal	1,503,917	939,841	1,849,117	N/A
Other	453,764	207,207	230,762	N/A



\*Current Year restricted amount is as of \_\_\_\_\_.

Reverted includes the statutory three percent reserve amount (when applicable).

Restricted includes any Governor's expenditure restrictions which remained at the end of the fiscal year (when applicable).

#### NOTES:

Actual appropriation is the budget authority amount after all required flexibility transactions were processed. Flexibility is used to help manage priorities for all consolidated agencies as IT needs for each agency can change very rapidly throughout the year FY19 and FY20. Financial history also combines expenditures from budget unit 30613C which is now combined with this section beginning FY2021.

## CORE RECONCILIATION DETAIL

STATE  
DESE IT CONSOLIDATION

### 5. CORE RECONCILIATION DETAIL

	Budget Class	FTE	GR	Federal	Other	Total	Explanation
<b>TAFP AFTER VETOES</b>							
	PS	29.87	693,425	1,246,994	185,422	2,125,841	
	EE	0.00	579,927	2,762,335	140,104	3,482,366	
	PD	0.00	1	0	0	1	
	<b>Total</b>	<b>29.87</b>	<b>1,273,353</b>	<b>4,009,329</b>	<b>325,526</b>	<b>5,608,208</b>	
<b>DEPARTMENT CORE REQUEST</b>							
	PS	29.87	693,425	1,246,994	185,422	2,125,841	
	EE	0.00	579,927	2,762,335	140,104	3,482,366	
	PD	0.00	1	0	0	1	
	<b>Total</b>	<b>29.87</b>	<b>1,273,353</b>	<b>4,009,329</b>	<b>325,526</b>	<b>5,608,208</b>	
<b>GOVERNOR'S RECOMMENDED CORE</b>							
	PS	29.87	693,425	1,246,994	185,422	2,125,841	
	EE	0.00	579,927	2,762,335	140,104	3,482,366	
	PD	0.00	1	0	0	1	
	<b>Total</b>	<b>29.87</b>	<b>1,273,353</b>	<b>4,009,329</b>	<b>325,526</b>	<b>5,608,208</b>	

## DECISION ITEM SUMMARY

Budget Unit								
Decision Item	FY 2022	FY 2022	FY 2023	FY 2023	FY 2024	FY 2024	*****	*****
Budget Object Summary	ACTUAL	ACTUAL	BUDGET	BUDGET	DEPT REQ	DEPT REQ	SECURED	SECURED
Fund	DOLLAR	FTE	DOLLAR	FTE	DOLLAR	FTE	COLUMN	COLUMN
<b>DESE IT CONSOLIDATION</b>								
<b>CORE</b>								
PERSONAL SERVICES								
GENERAL REVENUE	487,569	9.21	693,425	5.97	693,425	5.97	0	0.00
OA INFORMATION TECH FED& OTHER	1,034,030	19.72	1,246,994	23.40	1,246,994	23.40	0	0.00
COMM FOR DEAF-CERT OF INTERPRE	3,179	0.07	5,732	0.50	5,732	0.50	0	0.00
EXCELLENCE IN EDUCATION	38,985	0.81	178,545	0.00	178,545	0.00	0	0.00
MO COMM DEAF & HARD OF HEARING	0	0.00	1,145	0.00	1,145	0.00	0	0.00
TOTAL - PS	1,563,763	29.81	2,125,841	29.87	2,125,841	29.87	0	0.00
EXPENSE & EQUIPMENT								
GENERAL REVENUE	1,265,739	0.00	579,927	0.00	579,927	0.00	0	0.00
OA INFORMATION TECH FED& OTHER	1,121,143	0.00	2,762,335	0.00	2,762,335	0.00	0	0.00
COMM FOR DEAF-CERT OF INTERPRE	0	0.00	3,998	0.00	3,998	0.00	0	0.00
LOTTERY PROCEEDS	38,166	0.00	97,124	0.00	97,124	0.00	0	0.00
DEAF RELAY SER & EQ DIST PRGM	0	0.00	12,989	0.00	12,989	0.00	0	0.00
EXCELLENCE IN EDUCATION	128	0.00	24,999	0.00	24,999	0.00	0	0.00
MO COMM DEAF & HARD OF HEARING	0	0.00	994	0.00	994	0.00	0	0.00
TOTAL - EE	2,425,176	0.00	3,482,366	0.00	3,482,366	0.00	0	0.00
PROGRAM-SPECIFIC								
GENERAL REVENUE	6,558	0.00	1	0.00	1	0.00	0	0.00
TOTAL - PD	6,558	0.00	1	0.00	1	0.00	0	0.00
<b>TOTAL</b>	<b>3,995,497</b>	<b>29.81</b>	<b>5,608,208</b>	<b>29.87</b>	<b>5,608,208</b>	<b>29.87</b>	<b>0</b>	<b>0.00</b>
<b>GRAND TOTAL</b>	<b>\$3,995,497</b>	<b>29.81</b>	<b>\$5,608,208</b>	<b>29.87</b>	<b>\$5,608,208</b>	<b>29.87</b>	<b>\$0</b>	<b>0.00</b>

9/23/22 13:57

im\_disummary



# DECISION ITEM DETAIL

Budget Unit	FY 2022	FY 2022	FY 2023	FY 2023	FY 2024	FY 2024	*****	*****
Decision Item	ACTUAL	ACTUAL	BUDGET	BUDGET	DEPT REQ	DEPT REQ	SECURED	SECURED
Budget Object Class	DOLLAR	FTE	DOLLAR	FTE	DOLLAR	FTE	COLUMN	COLUMN
<b>DESE IT CONSOLIDATION</b>								
<b>CORE</b>								
DATA PROCESSOR TECHNICAL	3,724	0.07	6,156	0.23	6,156	0.23	0	0.00
DATA PROCESSOR PROFESSIONAL	24,664	0.39	0	0.00	0	0.00	0	0.00
DATA PROCESSING MANAGER	0	0.00	8,519	0.00	8,519	0.00	0	0.00
PROGRAM COORDINATOR	78	0.00	0	0.00	0	0.00	0	0.00
ASSOC APPLICATIONS DEVELOPER	414,099	8.65	670,149	12.65	670,149	12.65	0	0.00
APPLICATIONS DEVELOPER	117,013	2.07	88,777	0.65	88,777	0.65	0	0.00
SENIOR APPLICATIONS DEVELOPER	57,755	0.92	0	0.00	0	0.00	0	0.00
DATA TECHNICIAN	41,681	0.82	0	0.00	0	0.00	0	0.00
DATA SPECIALIST	20,268	0.28	47,547	1.06	47,547	1.06	0	0.00
GEOGRAPHIC INFO SYSTEMS SPEC	295	0.00	0	0.00	0	0.00	0	0.00
GEOGRAPHIC INFO SYSTEMS SPV	89	0.00	0	0.00	0	0.00	0	0.00
DIR STRATEGY & PLANNING LVL 2	9,528	0.10	0	0.00	0	0.00	0	0.00
BUSINESS ANALYST	205,316	4.49	441,514	7.62	441,514	7.62	0	0.00
SENIOR BUSINESS ANALYST	1,894	0.03	0	0.00	0	0.00	0	0.00
PROJECT MANAGER	211,054	3.64	193,409	2.40	193,409	2.40	0	0.00
SENIOR PROJECT MANAGER	82,990	1.05	0	0.00	0	0.00	0	0.00
PROJECT MANAGER DIRECTOR	98	0.00	0	0.00	0	0.00	0	0.00
QUALITY CONTROL SPECIALIST	0	0.00	60,431	0.43	60,431	0.43	0	0.00
SYSTEMS ADMINISTRATION TECH	48,227	1.21	485,944	4.65	485,944	4.65	0	0.00
SYSTEMS ADMINISTRATION SPEC	11,708	0.20	837	0.00	837	0.00	0	0.00
SR SYSTEMS ADMINISTRATION SPEC	233	0.00	0	0.00	0	0.00	0	0.00
SYSTEMS ADMINISTRATOR	120	0.00	0	0.00	0	0.00	0	0.00
CLIENT SUPPORT TECH-TIER 2	257,593	4.99	0	0.00	0	0.00	0	0.00
SENIOR CLIENT SUPPORT TECH	31,185	0.48	0	0.00	0	0.00	0	0.00
CLIENT SUPPORT SUPERVISOR	22,363	0.39	11,504	0.18	11,504	0.18	0	0.00
CLIENT SUPPORT MANAGER	1,788	0.03	0	0.00	0	0.00	0	0.00
OTHER	0	0.00	111,054	0.00	111,054	0.00	0	0.00
<b>TOTAL - PS</b>	<b>1,563,763</b>	<b>29.81</b>	<b>2,125,841</b>	<b>29.87</b>	<b>2,125,841</b>	<b>29.87</b>	<b>0</b>	<b>0.00</b>
TRAVEL, IN-STATE	3,550	0.00	6	0.00	6	0.00	0	0.00
SUPPLIES	665	0.00	9,979	0.00	9,979	0.00	0	0.00
PROFESSIONAL DEVELOPMENT	0	0.00	306	0.00	306	0.00	0	0.00
COMMUNICATION SERV & SUPP	448,770	0.00	96	0.00	96	0.00	0	0.00

# DECISION ITEM DETAIL

Budget Unit	FY 2022	FY 2022	FY 2023	FY 2023	FY 2024	FY 2024	*****	*****
Decision Item	ACTUAL	ACTUAL	BUDGET	BUDGET	DEPT REQ	DEPT REQ	SECURED	SECURED
Budget Object Class	DOLLAR	FTE	DOLLAR	FTE	DOLLAR	FTE	COLUMN	COLUMN
<b>DESE IT CONSOLIDATION</b>								
<b>CORE</b>								
PROFESSIONAL SERVICES	975,314	0.00	3,377,826	0.00	3,377,825	0.00	0	0.00
HOUSEKEEPING & JANITORIAL SERV	0	0.00	390	0.00	390	0.00	0	0.00
M&R SERVICES	733,031	0.00	37,525	0.00	37,525	0.00	0	0.00
COMPUTER EQUIPMENT	251,699	0.00	43,829	0.00	43,828	0.00	0	0.00
OFFICE EQUIPMENT	18	0.00	55	0.00	55	0.00	0	0.00
OTHER EQUIPMENT	11,014	0.00	8,847	0.00	8,848	0.00	0	0.00
EQUIPMENT RENTALS & LEASES	0	0.00	2,397	0.00	2,397	0.00	0	0.00
MISCELLANEOUS EXPENSES	0	0.00	921	0.00	921	0.00	0	0.00
REBILLABLE EXPENSES	1,115	0.00	189	0.00	190	0.00	0	0.00
<b>TOTAL - EE</b>	<b>2,425,176</b>	<b>0.00</b>	<b>3,482,366</b>	<b>0.00</b>	<b>3,482,366</b>	<b>0.00</b>	<b>0</b>	<b>0.00</b>
DEBT SERVICE	6,558	0.00	1	0.00	1	0.00	0	0.00
<b>TOTAL - PD</b>	<b>6,558</b>	<b>0.00</b>	<b>1</b>	<b>0.00</b>	<b>1</b>	<b>0.00</b>	<b>0</b>	<b>0.00</b>
<b>GRAND TOTAL</b>	<b>\$3,995,497</b>	<b>29.81</b>	<b>\$5,608,208</b>	<b>29.87</b>	<b>\$5,608,208</b>	<b>29.87</b>	<b>\$0</b>	<b>0.00</b>
<b>GENERAL REVENUE</b>	<b>\$1,759,866</b>	<b>9.21</b>	<b>\$1,273,353</b>	<b>5.97</b>	<b>\$1,273,353</b>	<b>5.97</b>		<b>0.00</b>
<b>FEDERAL FUNDS</b>	<b>\$2,155,173</b>	<b>19.72</b>	<b>\$4,009,329</b>	<b>23.40</b>	<b>\$4,009,329</b>	<b>23.40</b>		<b>0.00</b>
<b>OTHER FUNDS</b>	<b>\$80,458</b>	<b>0.88</b>	<b>\$325,526</b>	<b>0.50</b>	<b>\$325,526</b>	<b>0.50</b>		<b>0.00</b>

## CORE DECISION ITEM

<b>Department: Office of Administration</b>	<b>Budget Unit</b> 30612C
<b>Division: Information Technology Services Division (ITSD)</b>	
<b>Core: DHEWD IT Core</b>	<b>HB Section</b> 05.030

### 1. CORE FINANCIAL SUMMARY

	FY 2024 Budget Request			
	GR	Federal	Other	Total
PS	387,818	905,225	230,625	1,523,668
EE	367,156	1,689,874	46,550	2,103,580
PSD	1	0	1	2
TRF	0	0	0	0
<b>Total</b>	<b>754,975</b>	<b>2,595,099</b>	<b>277,176</b>	<b>3,627,250</b>
<b>FTE</b>	<b>11.07</b>	<b>16.23</b>	<b>0.00</b>	<b>27.30</b>

<b>Est. Fringe</b>	314,013	583,187	84,132	981,332
<i>Note: Fringes budgeted in House Bill 5 except for certain fringes budgeted directly to MoDOT, Highway Patrol, and Conservation.</i>				

Other Funds: See Decision Item Summary on Following Pages

	FY 2024 Governor's Recommendation			
	GR	Federal	Other	Total
PS	0	0	0	0
EE	0	0	0	0
PSD	0	0	0	0
TRF	0	0	0	0
<b>Total</b>	<b>0</b>	<b>0</b>	<b>0</b>	<b>0</b>
<b>FTE</b>	<b>0.00</b>	<b>0.00</b>	<b>0.00</b>	<b>0.00</b>

<b>Est. Fringe</b>	0	0	0	0
<i>Note: Fringes budgeted in House Bill 5 except for certain fringes budgeted directly to MoDOT, Highway Patrol, and Conservation.</i>				

Other Funds:

### 2. CORE DESCRIPTION

This core request is for funding for all IT expenditures specific to the Department of Higher Education and Workforce Development (DHEWD), including new IT hardware and software, hardware maintenance, annual software licensing, State Data Center and telecommunications/network charges, and application development.

### 3. PROGRAM LISTING (list programs included in this core funding)

ITSD-DHEWD

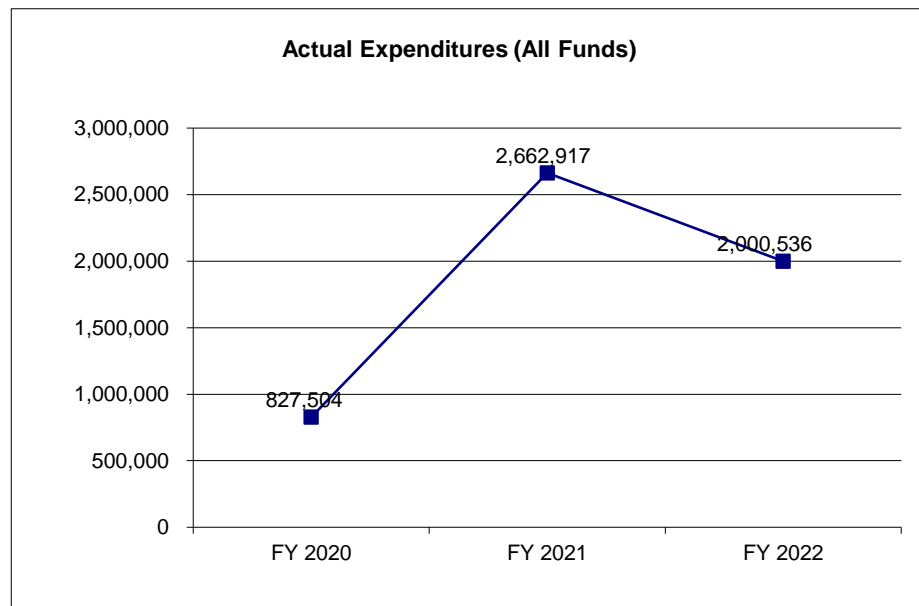
## CORE DECISION ITEM

**Department: Office of Administration**  
**Division: Information Technology Services Division (ITSD)**  
**Core: DHEWD IT Core**

**Budget Unit** 30612C  
**HB Section** 05.030

### 4. FINANCIAL HISTORY

	FY 2020 Actual	FY 2021 Actual	FY 2022 Actual	FY 2023 Current Yr.
Appropriation (All Funds)	1,713,673	3,882,620	3,725,372	5,376,702
Less Reverted (All Funds)	(19,430)	(21,093)	(21,594)	(75,133)
Less Restricted (All Funds)*	0	0	0	0
Budget Authority (All Funds)	1,694,243	3,861,527	3,703,778	5,301,569
Actual Expenditures (All Funds)	827,504	2,662,917	2,000,536	N/A
Unexpended (All Funds)	866,739	1,198,610	1,703,242	N/A
Unexpended, by Fund:				
General Revenue	111,455	42,726	40,235	N/A
Federal	2	921,280	1,452,939	N/A
Other	206,444	234,604	210,068	N/A



\*Current Year restricted amount is as of \_\_\_\_\_.

Reverted includes the statutory three percent reserve amount (when applicable).

Restricted includes any Governor's expenditure restrictions which remained at the end of the fiscal year (when applicable).

### NOTES:

Actual appropriation is the budget authority amount after all required flexibility transactions were processed. Flexibility is used to help manage priorities for all consolidated agencies as IT needs for each agency can change very rapidly throughout the year FY19 and FY20. Financial history also combines expenditures from budget unit 30609C which is now combined with this section beginning FY2021. DHEWD also now includes the division of workforce development which is the reason for the large appropriation increase. This amount was reduced from the DED IT Core.

## CORE RECONCILIATION DETAIL

STATE  
DHEWD IT CONSOLIDATION

### 5. CORE RECONCILIATION DETAIL

				Budget Class	FTE	GR	Federal	Other	Total	Explanation
<b>TAFP AFTER VETOES</b>										
				PS	27.30	831,587	905,225	230,625	1,967,437	
				EE	0.00	1,672,839	1,689,874	46,550	3,409,263	
				PD	0.00	1	0	1	2	
				<b>Total</b>	<b>27.30</b>	<b>2,504,427</b>	<b>2,595,099</b>	<b>277,176</b>	<b>5,376,702</b>	
<b>DEPARTMENT CORE ADJUSTMENTS</b>										
1x Expenditures	36	3638	PS		0.00	(219,005)	0	0	(219,005)	Core reduction of 1X expenditures included in the DHEWD Core 42 NDI.
1x Expenditures	36	3639	EE		0.00	(247,940)	0	0	(247,940)	Core reduction of 1X expenditures included in the DHEWD Core 42 NDI.
1x Expenditures	42	3638	PS		0.00	(112,382)	0	0	(112,382)	Reduction of 1X expenditures included in the Fast Track Administrative System NDI.
1x Expenditures	42	3639	EE		0.00	(637,618)	0	0	(637,618)	Reduction of 1X expenditures included in the Fast Track Administrative System NDI.
1x Expenditures	43	3638	PS		0.00	(112,382)	0	0	(112,382)	Reduction of 1X expenditures included in the Enhanced Data for Decisions NDI.
1x Expenditures	43	3639	EE		0.00	(420,125)	0	0	(420,125)	Reduction of 1X expenditures included in the Enhanced Data for Decisions NDI.
<b>NET DEPARTMENT CHANGES</b>					<b>0.00</b>	<b>(1,749,452)</b>	<b>0</b>	<b>0</b>	<b>(1,749,452)</b>	
<b>DEPARTMENT CORE REQUEST</b>										
				PS	27.30	387,818	905,225	230,625	1,523,668	

---

**CORE RECONCILIATION DETAIL**

---

STATE  
DHEWD IT CONSOLIDATION

---

**5. CORE RECONCILIATION DETAIL**

---

	Budget Class	FTE	GR	Federal	Other	Total	Explanation
<hr/>							
DEPARTMENT CORE REQUEST							
	EE	0.00	367,156	1,689,874	46,550	2,103,580	
	PD	0.00	1	0	1	2	
	<b>Total</b>	<b>27.30</b>	<b>754,975</b>	<b>2,595,099</b>	<b>277,176</b>	<b>3,627,250</b>	
<hr/>							
GOVERNOR'S RECOMMENDED CORE							
	PS	27.30	387,818	905,225	230,625	1,523,668	
	EE	0.00	367,156	1,689,874	46,550	2,103,580	
	PD	0.00	1	0	1	2	
	<b>Total</b>	<b>27.30</b>	<b>754,975</b>	<b>2,595,099</b>	<b>277,176</b>	<b>3,627,250</b>	
<hr/>							

## DECISION ITEM SUMMARY

Budget Unit									
Decision Item	FY 2022	FY 2022	FY 2023	FY 2023	FY 2024	FY 2024	*****	*****	
Budget Object Summary	ACTUAL	ACTUAL	BUDGET	BUDGET	DEPT REQ	DEPT REQ	SECURED	SECURED	
Fund	DOLLAR	FTE	DOLLAR	FTE	DOLLAR	FTE	COLUMN	COLUMN	
<b>DHEWD IT CONSOLIDATION</b>									
<b>CORE</b>									
PERSONAL SERVICES									
GENERAL REVENUE	530,727	8.62	831,587	11.07	387,818	11.07	0	0.00	
OA INFORMATION TECH FED& OTHER	303,894	4.90	905,225	16.23	905,225	16.23	0	0.00	
PROP SCHOOL CERT FUND	0	0.00	16,014	0.00	16,014	0.00	0	0.00	
GUARANTY AGENCY OPERATING	0	0.00	214,611	0.00	214,611	0.00	0	0.00	
TOTAL - PS	834,621	13.52	1,967,437	27.30	1,523,668	27.30	0	0.00	
EXPENSE & EQUIPMENT									
GENERAL REVENUE	308,143	0.00	1,672,839	0.00	367,156	0.00	0	0.00	
OA INFORMATION TECH FED& OTHER	795,334	0.00	1,689,874	0.00	1,689,874	0.00	0	0.00	
PROP SCHOOL CERT FUND	39,210	0.00	45,999	0.00	45,999	0.00	0	0.00	
GUARANTY AGENCY OPERATING	13,473	0.00	551	0.00	551	0.00	0	0.00	
TOTAL - EE	1,156,160	0.00	3,409,263	0.00	2,103,580	0.00	0	0.00	
PROGRAM-SPECIFIC									
GENERAL REVENUE	9,498	0.00	1	0.00	1	0.00	0	0.00	
PROP SCHOOL CERT FUND	257	0.00	1	0.00	1	0.00	0	0.00	
TOTAL - PD	9,755	0.00	2	0.00	2	0.00	0	0.00	
<b>TOTAL</b>	<b>2,000,536</b>	<b>13.52</b>	<b>5,376,702</b>	<b>27.30</b>	<b>3,627,250</b>	<b>27.30</b>	<b>0</b>	<b>0.00</b>	
<b>DHEWD Core 42 - 1300021</b>									
PERSONAL SERVICES									
GENERAL REVENUE	0	0.00	0	0.00	219,005	0.00	0	0.00	
TOTAL - PS	0	0.00	0	0.00	219,005	0.00	0	0.00	
EXPENSE & EQUIPMENT									
GENERAL REVENUE	0	0.00	0	0.00	247,940	0.00	0	0.00	
TOTAL - EE	0	0.00	0	0.00	247,940	0.00	0	0.00	
<b>TOTAL</b>	<b>0</b>	<b>0.00</b>	<b>0</b>	<b>0.00</b>	<b>466,945</b>	<b>0.00</b>	<b>0</b>	<b>0.00</b>	
<b>Fast Track Administrative Syst - 1300022</b>									
PERSONAL SERVICES									
GENERAL REVENUE	0	0.00	0	0.00	112,382	0.00	0	0.00	
TOTAL - PS	0	0.00	0	0.00	112,382	0.00	0	0.00	

9/23/22 13:57

im\_disummary

## DECISION ITEM SUMMARY

Budget Unit								
Decision Item	FY 2022	FY 2022	FY 2023	FY 2023	FY 2024	FY 2024	*****	*****
Budget Object Summary	ACTUAL	ACTUAL	BUDGET	BUDGET	DEPT REQ	DEPT REQ	SECURED	SECURED
Fund	DOLLAR	FTE	DOLLAR	FTE	DOLLAR	FTE	COLUMN	COLUMN
<b>DHEWD IT CONSOLIDATION</b>								
<b>Fast Track Administrative Syst - 1300022</b>								
EXPENSE & EQUIPMENT								
GENERAL REVENUE	0	0.00	0	0.00	637,618	0.00	0	0.00
TOTAL - EE	0	0.00	0	0.00	637,618	0.00	0	0.00
<b>TOTAL</b>	<b>0</b>	<b>0.00</b>	<b>0</b>	<b>0.00</b>	<b>750,000</b>	<b>0.00</b>	<b>0</b>	<b>0.00</b>
<b>Enhanced Data for Decisions - 1300023</b>								
PERSONAL SERVICES								
GENERAL REVENUE	0	0.00	0	0.00	112,382	0.00	0	0.00
TOTAL - PS	0	0.00	0	0.00	112,382	0.00	0	0.00
EXPENSE & EQUIPMENT								
GENERAL REVENUE	0	0.00	0	0.00	420,125	0.00	0	0.00
TOTAL - EE	0	0.00	0	0.00	420,125	0.00	0	0.00
<b>TOTAL</b>	<b>0</b>	<b>0.00</b>	<b>0</b>	<b>0.00</b>	<b>532,507</b>	<b>0.00</b>	<b>0</b>	<b>0.00</b>
<b>GRAND TOTAL</b>	<b>\$2,000,536</b>	<b>13.52</b>	<b>\$5,376,702</b>	<b>27.30</b>	<b>\$5,376,702</b>	<b>27.30</b>	<b>\$0</b>	<b>0.00</b>

9/23/22 13:57

im\_disummary



# DECISION ITEM DETAIL

Budget Unit	FY 2022	FY 2022	FY 2023	FY 2023	FY 2024	FY 2024	*****	*****
Decision Item	ACTUAL	ACTUAL	BUDGET	BUDGET	DEPT REQ	DEPT REQ	SECURED	SECURED
Budget Object Class	DOLLAR	FTE	DOLLAR	FTE	DOLLAR	FTE	COLUMN	COLUMN
<b>DHEWD IT CONSOLIDATION</b>								
<b>CORE</b>								
SALARIES & WAGES	0	0.00	70,916	0.00	70,916	0.00	0	0.00
DATA PROCESSOR TECHNICAL	180	0.00	35,674	0.20	35,674	0.20	0	0.00
DATA PROCESSOR PROFESSIONAL	72,734	0.47	0	0.00	0	0.00	0	0.00
DATA PROCESSING MANAGER	23,326	0.28	63,645	0.82	63,645	0.82	0	0.00
SPECIAL ASST PROFESSIONAL	0	0.00	209	0.00	209	0.00	0	0.00
UCP PENDING CLASSIFICATION - 1	0	0.00	84,421	0.00	84,421	0.00	0	0.00
UCP PENDING CLASSIFICATION - 0	0	0.00	90,423	0.00	90,423	0.00	0	0.00
LEAD ADMIN SUPPORT ASSISTANT	995	0.02	918	0.02	918	0.02	0	0.00
ASSOC APPLICATIONS DEVELOPER	71,040	1.47	258,453	6.80	258,453	6.80	0	0.00
APPLICATIONS DEVELOPER	95,870	1.68	367,089	0.00	23,320	0.00	0	0.00
SENIOR APPLICATIONS DEVELOPER	158,592	2.33	96,423	1.88	96,423	1.88	0	0.00
APPLICATIONS DEVELOPMENT MGR	13,491	0.18	0	0.00	0	0.00	0	0.00
COMPUTER OPERATIONS CLERK	0	0.00	19,256	0.12	19,256	0.12	0	0.00
DATA MANAGER	0	0.00	4,815	0.00	4,815	0.00	0	0.00
GEOGRAPHIC INFO SYSTEMS SPEC	390	0.01	42,951	0.19	42,951	0.19	0	0.00
DIR STRATEGY & PLANNING LVL 1	4,750	0.06	0	0.00	0	0.00	0	0.00
DIR STRATEGY & PLANNING LVL 2	9,525	0.10	0	0.00	0	0.00	0	0.00
BUSINESS ANALYST	61,331	1.11	13,331	4.67	13,331	4.67	0	0.00
SENIOR BUSINESS ANALYST	59,243	1.03	0	0.00	0	0.00	0	0.00
PROJECT MANAGER	37,914	0.67	244,783	2.38	144,783	2.38	0	0.00
SENIOR PROJECT MANAGER	34,169	0.43	8,609	0.10	8,609	0.10	0	0.00
PROJECT MANAGER DIRECTOR	327	0.00	0	0.00	0	0.00	0	0.00
NETWORK INFRASTRUCTURE SPEC	287	0.00	0	0.00	0	0.00	0	0.00
NETWORK INFRASTRUCTURE SPV	332	0.00	0	0.00	0	0.00	0	0.00
QUALITY CONTROL COORDINATOR	8,463	0.13	0	0.00	0	0.00	0	0.00
SYSTEMS ADMINISTRATION TECH	42,195	1.02	127,020	1.45	127,020	1.45	0	0.00
SYSTEMS ADMINISTRATION SPEC	4,134	0.07	408,137	8.64	408,137	8.64	0	0.00
SR SYSTEMS ADMINISTRATION SPEC	0	0.00	1,769	0.00	1,769	0.00	0	0.00
SYSTEMS ADMINISTRATOR	0	0.00	3,641	0.00	3,641	0.00	0	0.00
CLIENT SUPPORT TECH-TIER 2	41,800	0.90	0	0.00	0	0.00	0	0.00
SENIOR CLIENT SUPPORT TECH	71,846	1.22	24,953	0.03	24,953	0.03	0	0.00
CLIENT SUPPORT SUPERVISOR	21,687	0.34	0	0.00	0	0.00	0	0.00

# DECISION ITEM DETAIL

Budget Unit	FY 2022	FY 2022	FY 2023	FY 2023	FY 2024	FY 2024	*****	*****
Decision Item	ACTUAL	ACTUAL	BUDGET	BUDGET	DEPT REQ	DEPT REQ	SECURED	SECURED
Budget Object Class	DOLLAR	FTE	DOLLAR	FTE	DOLLAR	FTE	COLUMN	COLUMN
<b>DHEWD IT CONSOLIDATION</b>								
<b>CORE</b>								
OTHER	0	0.00	1	0.00	1	0.00	0	0.00
<b>TOTAL - PS</b>	<b>834,621</b>	<b>13.52</b>	<b>1,967,437</b>	<b>27.30</b>	<b>1,523,668</b>	<b>27.30</b>	<b>0</b>	<b>0.00</b>
TRAVEL, IN-STATE	1,189	0.00	2	0.00	2	0.00	0	0.00
SUPPLIES	363	0.00	2	0.00	2	0.00	0	0.00
PROFESSIONAL DEVELOPMENT	706	0.00	2	0.00	2	0.00	0	0.00
COMMUNICATION SERV & SUPP	180,122	0.00	2	0.00	2	0.00	0	0.00
PROFESSIONAL SERVICES	304,904	0.00	2,934,138	0.00	2,041,312	0.00	0	0.00
M&R SERVICES	420,241	0.00	18,924	0.00	16,754	0.00	0	0.00
COMPUTER EQUIPMENT	241,256	0.00	456,189	0.00	45,502	0.00	0	0.00
OFFICE EQUIPMENT	0	0.00	1	0.00	1	0.00	0	0.00
OTHER EQUIPMENT	7,379	0.00	2	0.00	2	0.00	0	0.00
REBILLABLE EXPENSES	0	0.00	1	0.00	1	0.00	0	0.00
<b>TOTAL - EE</b>	<b>1,156,160</b>	<b>0.00</b>	<b>3,409,263</b>	<b>0.00</b>	<b>2,103,580</b>	<b>0.00</b>	<b>0</b>	<b>0.00</b>
DEBT SERVICE	9,755	0.00	2	0.00	2	0.00	0	0.00
<b>TOTAL - PD</b>	<b>9,755</b>	<b>0.00</b>	<b>2</b>	<b>0.00</b>	<b>2</b>	<b>0.00</b>	<b>0</b>	<b>0.00</b>
<b>GRAND TOTAL</b>	<b>\$2,000,536</b>	<b>13.52</b>	<b>\$5,376,702</b>	<b>27.30</b>	<b>\$3,627,250</b>	<b>27.30</b>	<b>\$0</b>	<b>0.00</b>
<b>GENERAL REVENUE</b>	<b>\$848,368</b>	<b>8.62</b>	<b>\$2,504,427</b>	<b>11.07</b>	<b>\$754,975</b>	<b>11.07</b>		<b>0.00</b>
<b>FEDERAL FUNDS</b>	<b>\$1,099,228</b>	<b>4.90</b>	<b>\$2,595,099</b>	<b>16.23</b>	<b>\$2,595,099</b>	<b>16.23</b>		<b>0.00</b>
<b>OTHER FUNDS</b>	<b>\$52,940</b>	<b>0.00</b>	<b>\$277,176</b>	<b>0.00</b>	<b>\$277,176</b>	<b>0.00</b>		<b>0.00</b>

## NEW DECISION ITEM

RANK: \_\_\_\_\_ OF \_\_\_\_\_

Department: Office of Administration	Budget Unit 30612C
Division: Information Technology Services Division (ITSD)	
DI Name: DHEWD - Core 42	HB Section 5.030
DI#1300021	

## 1. AMOUNT OF REQUEST

	FY 2024 Budget Request			
	GR	Federal	Other	Total
PS	219,005	0	0	219,005
EE	247,940	0	0	247,940
PSD	0	0	0	0
TRF	0	0	0	0
Total	466,945	0	0	466,945
FTE	0.00	0.00	0.00	0.00

<b>Est. Fringe</b>	79,893	0	0	79,893
--------------------	--------	---	---	--------

Note: Fringes budgeted in House Bill 5 except for certain fringes budgeted directly to MoDOT, Highway Patrol, and Conservation.

Other Funds:  
Non-Counts:

	FY 2024 Governor's Recommendation			
	GR	Federal	Other	Total
PS	0	0	0	0
EE	0	0	0	0
PSD	0	0	0	0
TRF	0	0	0	0
Total	0	0	0	0
FTE	0.00	0.00	0.00	0.00

<b>Est. Fringe</b>	0	0	0	0
--------------------	---	---	---	---

Note: Fringes budgeted in House Bill 5 except for certain fringes budgeted directly to MoDOT, Highway Patrol, and Conservation.

Other Funds:  
Non-Counts:

## 2. THIS REQUEST CAN BE CATEGORIZED AS:

<input type="checkbox"/> New Legislation	<input type="checkbox"/> New Program	<input type="checkbox"/> Fund Switch
<input type="checkbox"/> Federal Mandate	<input type="checkbox"/> Program Expansion	<input checked="" type="checkbox"/> Cost to Continue
<input type="checkbox"/> GR Pick-Up	<input type="checkbox"/> Space Request	<input type="checkbox"/> Equipment Replacement
<input type="checkbox"/> Pay Plan	<input type="checkbox"/> Other: _____	

## 3. WHY IS THIS FUNDING NEEDED? PROVIDE AN EXPLANATION FOR ITEMS CHECKED IN #2. INCLUDE THE FEDERAL OR STATE STATUTORY OR CONSTITUTIONAL AUTHORIZATION FOR THIS PROGRAM.

The current manual process required for the submission, review, and posting of CORE 42 courses results in missed deadlines; missing, lost, or inaccurate data; loss of credibility in the department; and failure to meet the statutory requirements. The current manual tracking of courses from proposal to approval has a high probability of human error. State statute requires that institutions indicate in their course catalogs which courses are considered to be part of the CORE 42. Delays by 4-5 months create inaccuracies in institutions' catalogs, because the information is not received in time for their own timelines. Delays in publishing the yearly database of approved courses has caused extra work for our customers (academic advisors and registrars) and has meant that key information has been excluded from college catalogs. It negatively

# NEW DECISION ITEM

RANK: \_\_\_\_\_ OF \_\_\_\_\_

Department: Office of Administration	Budget Unit	30612C
Division: Information Technology Services Division (ITSD)		
DI Name: DHEWD - Core 42	HB Section	5.030
DI#1300021		

affected students who did not have access to the most up-to-date information when making choices about course selection and transfer. This can be costly and cause graduation delays for students, as they may have to take additional courses they were unaware of. CORE 42 needs a secure portal for individuals to submit and review courses, a method of communicating both within the portal and externally, and the ability to generate reports both based on actions performed in the portal and on data stored in the portal. Automating CORE 42 will allow staff to be more efficient, course inconsistencies and errors will be minimized/eliminated, managing faculty discipline groups will be more organized, deadlines can be met, and communications between DHEWD and higher education institutions will be improved.

In 2016, Senate Bill 997 established the Higher Education Core Transfer Curriculum Act (Sections 178.785-789 RSMo), directing the Coordinating Board for Higher Education to develop a standard core transfer curriculum and a common course numbering equivalency matrix for lower-division general education courses. This project supports the processes to maintain, evaluate, and communicate the CORE 42 to the thousands of students, faculty, staff, administrators, high school counselors, parents, and other interested parties across the state. However, for each academic year, there are more than 500 new courses to be reviewed, and each course requires an application, attachments, posting to a dedicated review webpage, a review by multiple faculty members, a vote, storage and communication of the results of the review. Course reviews would be more transparent if information could be posted for stakeholders to monitor. The goal of the CORE 42 is to facilitate the seamless transfer of academic credits. DHEWD is currently managing the proposal and review of new CORE 42 MOTRs (Missouri Transfer number) and courses via email and Excel spreadsheets.

This decision item was approved in FY23 and made one time funding. At the time of department budget submission, there is not yet a project plan with set deliverables in place so this request is identical to the FY23 request to ensure successful completion of the project.

## 4. DESCRIBE THE DETAILED ASSUMPTIONS USED TO DERIVE THE SPECIFIC REQUESTED AMOUNT. (How did you determine that the requested number of FTE were appropriate? From what source or standard did you derive the requested levels of funding? Were alternatives such as outsourcing or automation considered? If based on new legislation, does request tie to TAFP fiscal note? If not, explain why. Detail which portions of the request are one-times and how those amounts were calculated.)

DHEWD worked with ITSD to develop a comprehensive business case that incorporated all costs and risks. For example, It is estimated that the new process will reduce staff time from 508 hours per year to 171 hours per year if the new system is created. The system helps reduce errors and promotes cost avoidance for students as they avoid taking unnecessary courses. This project will ensure students have access to the most accurate and up-to-date information. Delays in publishing the yearly database of approved courses has caused extra work for academic advisors and registrars and has meant that key information has been excluded from college catalogs. Institutional staff and administrators have been burdened by manual processes when DHEWD cannot produce the approved courses in a timely manner. The project is estimated at the cost of \$466,943.76 with five-year maintenance estimated at \$51,385.40, as the Enterprise Solution cost is unknown at this time. It is estimated that the new process will reduce staff time from 508 hours per year to 171 hours per year.

**NEW DECISION ITEM**

RANK: \_\_\_\_\_ OF \_\_\_\_\_

Department: Office of Administration			Budget Unit 30612C		
Division: Information Technology Services Division (ITSD)					
DI Name: DHEWD - Core 42		DI#1300021	HB Section 5.030		

**5. BREAK DOWN THE REQUEST BY BUDGET OBJECT CLASS, JOB CLASS, AND FUND SOURCE. IDENTIFY ONE-TIME COSTS.**

Budget Object Class/Job Class	Dept Req GR DOLLARS	Dept Req GR FTE	Dept Req FED DOLLARS	Dept Req FED FTE	Dept Req OTHER DOLLARS	Dept Req OTHER FTE	Dept Req TOTAL DOLLARS	Dept Req TOTAL FTE	Dept Req One-Time DOLLARS
14IP30- Project Manager	100,000						100,000		
14AS20 - Applications Developer	119,005						119,005	0.0	67,620
<b>Total PS</b>	<b>219,005</b>	<b>0.0</b>	<b>0</b>	<b>0.0</b>	<b>0</b>	<b>0.0</b>	<b>219,005</b>	<b>0.0</b>	<b>67,620</b>
430- M&R Services	2,171						2,171		
400- Professional Services	245,769						245,769		245,769
<b>Total EE</b>	<b>247,940</b>		<b>0</b>		<b>0</b>		<b>247,940</b>		<b>245,769</b>
Program Distributions							0		
<b>Total PSD</b>	<b>0</b>		<b>0</b>		<b>0</b>		<b>0</b>		<b>0</b>
Transfers							0		
<b>Total TRF</b>	<b>0</b>		<b>0</b>		<b>0</b>		<b>0</b>		<b>0</b>
<b>Grand Total</b>	<b>466,945</b>	<b>0.0</b>	<b>0</b>	<b>0.0</b>	<b>0</b>	<b>0.0</b>	<b>466,945</b>	<b>0.0</b>	<b>313,388</b>

**NEW DECISION ITEM**

RANK: \_\_\_\_\_ OF \_\_\_\_\_

<b>Department: Office of Administration</b>				<b>Budget Unit</b> <u>30612C</u>					
<b>Division: Information Technology Services Division (ITSD)</b>									
<b>DI Name: DHEWD - Core 42</b>				<b>DI#1300021</b>					
				<b>HB Section</b> <u>5.030</u>					
Budget Object Class/Job Class	Gov Rec GR DOLLARS	Gov Rec GR FTE	Gov Rec FED DOLLARS	Gov Rec FED FTE	Gov Rec OTHER DOLLARS	Gov Rec OTHER FTE	Gov Rec TOTAL DOLLARS	Gov Rec TOTAL FTE	Gov Rec One-Time DOLLARS
							0		
							0	0.0	
<b>Total PS</b>	<u>0</u>	<u>0.0</u>	<u>0</u>	<u>0.0</u>	<u>0</u>	<u>0.0</u>	<u>0</u>	<u>0.0</u>	<u>0</u>
							0		
							0		
							0		
<b>Total EE</b>	<u>0</u>		<u>0</u>		<u>0</u>		<u>0</u>		<u>0</u>
Program Distributions							0		
<b>Total PSD</b>	<u>0</u>		<u>0</u>		<u>0</u>		<u>0</u>		<u>0</u>
Transfers							0		
<b>Total TRF</b>	<u>0</u>		<u>0</u>		<u>0</u>		<u>0</u>		<u>0</u>
<b>Grand Total</b>	<u>0</u>	<u>0.0</u>	<u>0</u>	<u>0.0</u>	<u>0</u>	<u>0.0</u>	<u>0</u>	<u>0.0</u>	<u>0</u>

**NEW DECISION ITEM**

RANK: \_\_\_\_\_ OF \_\_\_\_\_

<b>Department:</b> Office of Administration	<b>Budget Unit</b> 30612C
<b>Division:</b> Information Technology Services Division (ITSD)	
<b>DI Name:</b> DHEWD - Core 42	<b>HB Section</b> 5.030
<b>DI#</b> 1300021	

**6. PERFORMANCE MEASURES (If new decision item has an associated core, separately identify projected performance with & without additional funding.)**

**6a. Provide an activity measure(s) for the program.**

- Data published is accurate and timely.
- Academic Catalogs are updated timely so students know if a course will transfer at the time of registering for the course.

**6b. Provide a measure(s) of the program's quality.**

- Improved accuracy of the Missouri Transfer number and selection and course voting approval process.
- Increased transparency in the course submission and approval process.
- Accurate information displayed to students in the course transfer tracker.

**6c. Provide a measure(s) of the program's impact.**

- Student receive accurate, timely information that helps them make informed decisions and enhances their ability to graduate on time.

**6d. Provide a measure(s) of the program's efficiency.**

- Time to process course submissions is reduced.
- Final database of courses is published more timely.
- Database errors are reduced.

**7. STRATEGIES TO ACHIEVE THE PERFORMANCE MEASUREMENT TARGETS:**

DHEWD would work with ITSD to implement the approved project business plan using a combination of state and contracted personnel resources. Automation of this process can create staff efficiencies, as it will relieve the burden of manual processing, will minimize errors, will assist with project organization, and timelines will be more easily met.

The deadlines to publish the yearly list of courses within the CORE 42 is based on the academic calendar and the participating schools' catalog, admissions, and advising schedules. While this deadline is not mandated, the department's failure to meet it causes a ripple effect that delays schedules for multiple stakeholders across the state.

# DECISION ITEM DETAIL

Budget Unit	FY 2022	FY 2022	FY 2023	FY 2023	FY 2024	FY 2024	*****	*****
Decision Item	ACTUAL	ACTUAL	BUDGET	BUDGET	DEPT REQ	DEPT REQ	SECURED	SECURED
Budget Object Class	DOLLAR	FTE	DOLLAR	FTE	DOLLAR	FTE	COLUMN	COLUMN
<b>DHEWD IT CONSOLIDATION</b>								
<b>DHEWD Core 42 - 1300021</b>								
APPLICATIONS DEVELOPER	0	0.00	0	0.00	119,005	0.00	0	0.00
PROJECT MANAGER	0	0.00	0	0.00	100,000	0.00	0	0.00
<b>TOTAL - PS</b>	<b>0</b>	<b>0.00</b>	<b>0</b>	<b>0.00</b>	<b>219,005</b>	<b>0.00</b>	<b>0</b>	<b>0.00</b>
PROFESSIONAL SERVICES	0	0.00	0	0.00	245,769	0.00	0	0.00
M&R SERVICES	0	0.00	0	0.00	2,171	0.00	0	0.00
<b>TOTAL - EE</b>	<b>0</b>	<b>0.00</b>	<b>0</b>	<b>0.00</b>	<b>247,940</b>	<b>0.00</b>	<b>0</b>	<b>0.00</b>
<b>GRAND TOTAL</b>	<b>\$0</b>	<b>0.00</b>	<b>\$0</b>	<b>0.00</b>	<b>\$466,945</b>	<b>0.00</b>	<b>\$0</b>	<b>0.00</b>
<b>GENERAL REVENUE</b>	<b>\$0</b>	<b>0.00</b>	<b>\$0</b>	<b>0.00</b>	<b>\$466,945</b>	<b>0.00</b>		<b>0.00</b>
<b>FEDERAL FUNDS</b>	<b>\$0</b>	<b>0.00</b>	<b>\$0</b>	<b>0.00</b>	<b>\$0</b>	<b>0.00</b>		<b>0.00</b>
<b>OTHER FUNDS</b>	<b>\$0</b>	<b>0.00</b>	<b>\$0</b>	<b>0.00</b>	<b>\$0</b>	<b>0.00</b>		<b>0.00</b>



## NEW DECISION ITEM

RANK: \_\_\_\_\_ OF \_\_\_\_\_

Department: Office of Administration	Budget Unit 30612C
Division: Information Technology Services Division (ITSD)	
DI Name: Fast Track Administrative System DI# 1300022	HB Section 5.030

## 1. AMOUNT OF REQUEST

FY 2024 Budget Request				
	GR	Federal	Other	Total
PS	112,382	0	0	112,382
EE	637,618	0	0	637,618
PSD	0	0	0	0
TRF	0	0	0	0
Total	750,000	0	0	750,000
FTE	0.00	0.00	0.00	0.00

<b>Est. Fringe</b>	40,997	0	0	40,997
--------------------	--------	---	---	--------

Note: Fringes budgeted in House Bill 5 except for certain fringes budgeted directly to MoDOT, Highway Patrol, and Conservation.

Other Funds:  
Non-Counts:

FY 2024 Governor's Recommendation				
	GR	Federal	Other	Total
PS	0	0	0	0
EE	0	0	0	0
PSD	0	0	0	0
TRF	0	0	0	0
Total	0	0	0	0
FTE	0.00	0.00	0.00	0.00

<b>Est. Fringe</b>	0	0	0	0
--------------------	---	---	---	---

Note: Fringes budgeted in House Bill 5 except for certain fringes budgeted directly to MoDOT, Highway Patrol, and Conservation.

Other Funds:  
Non-Counts:

## 2. THIS REQUEST CAN BE CATEGORIZED AS:

<input type="checkbox"/> New Legislation	<input type="checkbox"/> New Program	<input type="checkbox"/> Fund Switch
<input type="checkbox"/> Federal Mandate	<input type="checkbox"/> Program Expansion	<input checked="" type="checkbox"/> Cost to Continue
<input type="checkbox"/> GR Pick-Up	<input type="checkbox"/> Space Request	<input type="checkbox"/> Equipment Replacement
<input type="checkbox"/> Pay Plan	<input type="checkbox"/> Other: _____	

## 3. WHY IS THIS FUNDING NEEDED? PROVIDE AN EXPLANATION FOR ITEMS CHECKED IN #2. INCLUDE THE FEDERAL OR STATE STATUTORY OR CONSTITUTIONAL AUTHORIZATION FOR THIS PROGRAM.

This item requests funding for an automated Fast Track administrative system including a student facing component contained in the DHEWD Student Portal, as well as a component that provides information to postsecondary institutions and DHEWD staff which is necessary for administering the program. Much of the needed functionality has been developed; this funding would allow for the remaining development and testing. This funding would allow ITSD and DHEWD to complete the remaining components that are necessary to allow the system to become fully functional, and would provide the support necessary to adequately administer a grant that converts to a loan program.

# NEW DECISION ITEM

RANK: \_\_\_\_\_ OF \_\_\_\_\_

Department: Office of Administration	Budget Unit	30612C
Division: Information Technology Services Division (ITSD)		
DI Name: Fast Track Administrative System	DI# 1300022	HB Section 5.030

This decision item was approved in FY23 as one time funding. At the time of department budget submission, there is not yet a project plan with set deliverables in place so this request is identical to the FY23 request to ensure successful completion of the project.

## 4. DESCRIBE THE DETAILED ASSUMPTIONS USED TO DERIVE THE SPECIFIC REQUESTED AMOUNT. (How did you determine that the requested number of FTE were appropriate? From what source or standard did you derive the requested levels of funding? Were alternatives such as outsourcing or automation considered? If based on new legislation, does request tie to TAFP fiscal note? If not, explain why. Detail which portions of the request are one-times and how those amounts were calculated.)

In the past few years, economic and social changes have led adults in relatively low pay occupations to have an increased interest in upgrading their employment to positions with higher wages and better benefits. In addition, there has also been increased the need for skilled labor, particularly in the healthcare fields, to meet the new and pressing workforce demands. The Fast Track program is uniquely structured to address these problems as an adult-focused financial aid program which addresses workforce needs by helping adults pursue a certificate, degree, or industry-recognized credential in an area designated as high-need. To improve the process for adults wanting to upskill using resources provided through the Fast Track program, the department requests system upgrades to its Fast Track administrative system. The Fast Track administrative system includes a student-facing component, contained in the DHEWD Student Portal, and an administrative element, that provides information to postsecondary institutions and DHEWD staff necessary to administer the program and better serve students. This request would allow the DHEWD and ITSD to complete vital enhancements to this administrative system.

While additional information and requirements gathering will be needed to detail the nature and scope of the needed additions, there are several key system components that require additional development to ensure the system addresses the needs of students and postsecondary institutions. For students, the DHEWD student portal would be revised to provide students with more complete, real-time information about their eligibility including documentation of the student's current status in the payment, employment, and repayment processes. Postsecondary institutions would see improvements through automated and electronically available calculations of students' eligibility and award amounts. The changes would correct existing problems and further enhance the enrollment status reporting that is required to determine when the student has met the in-school program requirements to avoid the grant becoming a loan, as well as developing processes to handle the employment deferments and waivers and discharges that are specified in statute.

The costs would include salary for ITSD staff to provide oversight of the project, needed licenses and related software components, and up to three contracted development staff for approximately seven months of work.

**NEW DECISION ITEM**

RANK: \_\_\_\_\_ OF \_\_\_\_\_

Department: Office of Administration			Budget Unit 30612C		
Division: Information Technology Services Division (ITSD)					
DI Name: Fast Track Administrative System		DI# 1300022	HB Section 5.030		

**5. BREAK DOWN THE REQUEST BY BUDGET OBJECT CLASS, JOB CLASS, AND FUND SOURCE. IDENTIFY ONE-TIME COSTS.**

Budget Object Class/Job Class	Dept Req GR DOLLARS	Dept Req GR FTE	Dept Req FED DOLLARS	Dept Req FED FTE	Dept Req OTHER DOLLARS	Dept Req OTHER FTE	Dept Req TOTAL DOLLARS	Dept Req TOTAL FTE	Dept Req One-Time DOLLARS
	112,382						112,382		
							0	0.0	0
<b>Total PS</b>	<b>112,382</b>	<b>0.0</b>	<b>0</b>	<b>0.0</b>	<b>0</b>	<b>0.0</b>	<b>112,382</b>	<b>0.0</b>	<b>0</b>
							0		
	637,618						637,618		
<b>Total EE</b>	<b>637,618</b>		<b>0</b>		<b>0</b>		<b>637,618</b>		<b>0</b>
Program Distributions							0		
<b>Total PSD</b>	<b>0</b>		<b>0</b>		<b>0</b>		<b>0</b>		<b>0</b>
Transfers							0		
<b>Total TRF</b>	<b>0</b>		<b>0</b>		<b>0</b>		<b>0</b>		<b>0</b>
<b>Grand Total</b>	<b>750,000</b>	<b>0.0</b>	<b>0</b>	<b>0.0</b>	<b>0</b>	<b>0.0</b>	<b>750,000</b>	<b>0.0</b>	<b>0</b>

**NEW DECISION ITEM**

RANK: \_\_\_\_\_ OF \_\_\_\_\_

Department: Office of Administration	Budget Unit 30612C
Division: Information Technology Services Division (ITSD)	
DI Name: Fast Track Administrative System	HB Section 5.030
DI# 1300022	

**6. PERFORMANCE MEASURES (If new decision item has an associated core, separately identify projected performance with & without additional funding.)**

**6a. Provide an activity measure(s) for the program.**

DHEWD will be able to improve reporting on the program and ensure each component of the program is tracked more efficiently.

**6b. Provide a measure(s) of the program's quality.**

By ensuring more accurate information system functionality, this will reduce the potential for errors in awards and the need for refunds for the program.

**6c. Provide a measure(s) of the program's impact.**

Students will have access to more complete and timely data regarding enrollment changes, employment tracking, and grant/loan conversion.

**6d. Provide a measure(s) of the program's efficiency.**

Reduction in the average processing time that is required to move process from student application to payment.  
Reduction in errors due to manual processes

**7. STRATEGIES TO ACHIEVE THE PERFORMANCE MEASUREMENT TARGETS:**

ITSD and DHEWD will complete and deploy the remaining application components necessary to allow the system to become fully functional, and provide the support necessary to adequately administer a grant that converts to a loan program.

# DECISION ITEM DETAIL

Budget Unit	FY 2022	FY 2022	FY 2023	FY 2023	FY 2024	FY 2024	*****	*****
Decision Item	ACTUAL	ACTUAL	BUDGET	BUDGET	DEPT REQ	DEPT REQ	SECURED	SECURED
Budget Object Class	DOLLAR	FTE	DOLLAR	FTE	DOLLAR	FTE	COLUMN	COLUMN
<b>DHEWD IT CONSOLIDATION</b>								
<b>Fast Track Administrative Syst - 1300022</b>								
APPLICATIONS DEVELOPER	0	0.00	0	0.00	112,382	0.00	0	0.00
<b>TOTAL - PS</b>	<b>0</b>	<b>0.00</b>	<b>0</b>	<b>0.00</b>	<b>112,382</b>	<b>0.00</b>	<b>0</b>	<b>0.00</b>
PROFESSIONAL SERVICES	0	0.00	0	0.00	388,947	0.00	0	0.00
COMPUTER EQUIPMENT	0	0.00	0	0.00	248,671	0.00	0	0.00
<b>TOTAL - EE</b>	<b>0</b>	<b>0.00</b>	<b>0</b>	<b>0.00</b>	<b>637,618</b>	<b>0.00</b>	<b>0</b>	<b>0.00</b>
<b>GRAND TOTAL</b>	<b>\$0</b>	<b>0.00</b>	<b>\$0</b>	<b>0.00</b>	<b>\$750,000</b>	<b>0.00</b>	<b>\$0</b>	<b>0.00</b>
<b>GENERAL REVENUE</b>	<b>\$0</b>	<b>0.00</b>	<b>\$0</b>	<b>0.00</b>	<b>\$750,000</b>	<b>0.00</b>		<b>0.00</b>
<b>FEDERAL FUNDS</b>	<b>\$0</b>	<b>0.00</b>	<b>\$0</b>	<b>0.00</b>	<b>\$0</b>	<b>0.00</b>		<b>0.00</b>
<b>OTHER FUNDS</b>	<b>\$0</b>	<b>0.00</b>	<b>\$0</b>	<b>0.00</b>	<b>\$0</b>	<b>0.00</b>		<b>0.00</b>

**NEW DECISION ITEM**  
**RANK:** \_\_\_\_\_ **OF** \_\_\_\_\_

<b>Department: Office of Administration</b>		<b>Budget Unit</b> <u>30612C</u>
<b>Division: Information Services Technology Division (ITSD)</b>		
<b>DI Name</b> <u>DHEWD Enhanced Data for Decision Making</u>	<b>DI#</b> <u>1300023</u>	<b>HB Section</b> <u>05.030</u>

**1. AMOUNT OF REQUEST**

	FY 2024 Budget Request			
	GR	Federal	Other	Total
PS	112,382		0	0
EE	420,125		0	0
PSD	0	0	0	0
TRF	0	0	0	0
<b>Total</b>	<b>532,507</b>	<b>0</b>	<b>0</b>	<b>0</b>
<b>FTE</b>	<b>0.00</b>	<b>0.00</b>	<b>0.00</b>	<b>0.00</b>

<b>Est. Fringe</b>	<u>40,997</u>	<u>0</u>	<u>0</u>	<u>40,997</u>
--------------------	---------------	----------	----------	---------------

*Note: Fringes budgeted in House Bill 5 except for certain fringes budgeted directly to MoDOT, Highway Patrol, and Conservation.*

Other Funds:  
Non-Counts:

	FY 2024 Governor's Recommendation			
	GR	Federal	Other	Total
PS	0	0	0	0
EE	0	0	0	0
PSD	0	0	0	0
TRF	0	0	0	0
<b>Total</b>	<b>0</b>	<b>0</b>	<b>0</b>	<b>0</b>
<b>FTE</b>	<b>0.00</b>	<b>0.00</b>	<b>0.00</b>	<b>0.00</b>

<b>Est. Fringe</b>	<u>0</u>	<u>0</u>	<u>0</u>	<u>0</u>
--------------------	----------	----------	----------	----------

*Note: Fringes budgeted in House Bill 5 except for certain fringes budgeted directly to MoDOT, Highway Patrol, and Conservation.*

Other Funds:  
Non-Counts:

**2. THIS REQUEST CAN BE CATEGORIZED AS:**

<input type="checkbox"/> New Legislation	<input type="checkbox"/> New Program	<input type="checkbox"/> Fund Switch
<input type="checkbox"/> Federal Mandate	<input type="checkbox"/> Program Expansion	<input checked="" type="checkbox"/> Cost to Continue
<input type="checkbox"/> GR Pick-Up	<input type="checkbox"/> Space Request	<input type="checkbox"/> Equipment Replacement
<input type="checkbox"/> Pay Plan	<input type="checkbox"/> Other: _____	

**3. WHY IS THIS FUNDING NEEDED? PROVIDE AN EXPLANATION FOR ITEMS CHECKED IN #2. INCLUDE THE FEDERAL OR STATE STATUTORY OR CONSTITUTIONAL AUTHORIZATION FOR THIS PROGRAM.**

Missouri families, students, policymakers and employers depend on the education and workforce data provided by DHEWD to make employment, education, and career decisions. DHEWD's enterprise data systems, including the Workforce Longitudinal Data System (WLDS), Workforce Information Database (WID), and public-facing Missouri School Credentials for Occupations Resulting in Employment Success (MoSCORES) and Missouri Economic Research and Information Center (MERIC) websites are in need of a range of enhancements that would render them more usable and efficient for DHEWD business and ITSD staff, and in the case of MoSCORES and the MERIC website, more usable and dynamic for public/external users.

**NEW DECISION ITEM**  
**RANK:** \_\_\_\_\_ **OF** \_\_\_\_\_

<b>Department: Office of Administration</b>			<b>Budget Unit</b>	<u>30612C</u>
<b>Division: Information Services Technology Division (ITSD)</b>				
<b>DI Name</b>	<b>DHEWD Enhanced Data for Decision Making</b>	<b>DI# 1300023</b>	<b>HB Section</b>	<u>05.030</u>

The need for these enhancements and process improvements, have become apparent in recent years as internal staff have maintained the databases, and in the case of MoSCORES and the MERIC website, as external users have requested reports and data which the systems could not produce, and which instead have resulted in time-consuming ad hoc requests.

This decision item was approved in FY23 and made one time funding. At the time of department budget submission, there is not yet a project plan with set deliverables in place so this request is identical to the FY23 request to ensure successful completion of the project.

**4. DESCRIBE THE DETAILED ASSUMPTIONS USED TO DERIVE THE SPECIFIC REQUESTED AMOUNT. (How did you determine that the requested number of FTE were appropriate? From what source or standard did you derive the requested levels of funding? Were alternatives such as outsourcing or automation considered? If based on new legislation, does request tie to TAFP fiscal note? If not, explain why. Detail which portions of the request are one-times and how those amounts were calculated.)**

A comprehensive solution will include improved/enhanced search and reporting functionality in MoSCORES, as well as process improvements to automate additional data transfer to and within the WLDS, and from the WID to the MERIC website. Both MoSCORES and MERIC websites will better serve the Missourians who rely on those sites for accurate, easy-to-access data. It would also make use of the enterprise Identity and Access Management and Enterprise Orchestration Engine as those become available, to better work within the state ecosystem, in an effort to partner with OA-ITSD.

The agency worked with ITSD to determine an estimate for this effort. The team looked at what would be needed from the vendor and the development team in order to estimate the resources and the cost for this project.

**5. BREAK DOWN THE REQUEST BY BUDGET OBJECT CLASS, JOB CLASS, AND FUND SOURCE. IDENTIFY ONE-TIME COSTS.**

<b>Budget Object Class/Job Class</b>	<b>Dept Req GR DOLLARS</b>	<b>Dept Req GR FTE</b>	<b>Dept Req FED DOLLARS</b>	<b>Dept Req FED FTE</b>	<b>Dept Req OTHER DOLLARS</b>	<b>Dept Req OTHER FTE</b>	<b>Dept Req TOTAL DOLLARS</b>	<b>Dept Req TOTAL FTE</b>	<b>Dept Req One-Time DOLLARS</b>
14AS20- Application Developer	112,382						112,382		
<b>Total PS</b>	<b>112,382</b>	<b>0.0</b>	<b>0</b>	<b>0.0</b>	<b>0</b>	<b>0.0</b>	<b>112,382</b>	<b>0.0</b>	<b>0</b>
400- Professional Services	420,125						420,125		
<b>Total EE</b>	<b>420,125</b>		<b>0</b>		<b>0</b>		<b>420,125</b>		<b>0</b>
Program Distributions							0		
<b>Total PSD</b>	<b>0</b>		<b>0</b>		<b>0</b>		<b>0</b>		<b>0</b>
Transfers									
<b>Total TRF</b>	<b>0</b>		<b>0</b>		<b>0</b>		<b>0</b>		<b>0</b>
<b>Grand Total</b>	<b>532,507</b>	<b>0.0</b>	<b>0</b>	<b>0.0</b>	<b>0</b>	<b>0.0</b>	<b>532,507</b>	<b>0.0</b>	<b>0</b>

**NEW DECISION ITEM**

RANK: \_\_\_\_\_ OF \_\_\_\_\_

<b>Department: Office of Administration</b>		<b>Budget Unit</b> <u>30612C</u>
<b>Division: Information Services Technology Division (ITSD)</b>		
<b>DI Name</b>	<b>DHEWD Enhanced Data for Decision Making</b>	<b>DI# 1300023</b>
		<b>HB Section</b> <u>05.030</u>

**6. PERFORMANCE MEASURES (If new decision item has an associated core, separately identify projected performance with & without additional funding.)**

**6a. Provide an activity measure(s) for the program.**

Improved data management processes and better search and reporting capability will save significant staff time on administration and ad hoc requests, and free up staff to fulfill additional research and reporting obligations.

**6b. Provide a measure(s) of the program's quality.**

Enhancements to the WID, WLDS, MoSCORES, and MERIC website would help DHEWD business and ITSD staff maintain all more efficiently and effectively, and in the case of MoSCORES and MERIC, provide more engaging and comprehensive search and data tools for job center customers and other external users, resulting in an improved customer experience with savings from reduced DHEWD and ITSD staff time for maintenance and ad hoc information requests.

**6c. Provide a measure(s) of the program's impact.**

Enhancements to the WID, WLDS, MoSCORES, and MERIC website would help DHEWD business and ITSD staff maintain all more efficiently and effectively, and in the case of MoSCORES and MERIC, provide more engaging and comprehensive search and data tools for job center customers and other external users, resulting in an improved customer experience with savings from reduced DHEWD and ITSD staff time for maintenance and ad hoc information requests.

**6d. Provide a measure(s) of the program's efficiency.**

Additional reporting capability using Catch Intelligence will also better enable DHEWD business staff to meet federal reporting requirements while also freeing time and resources for other projects and information requests.



**NEW DECISION ITEM**

**RANK:** \_\_\_\_\_ **OF** \_\_\_\_\_

<b>Department: Office of Administration</b>		<b>Budget Unit</b> <u>30612C</u>
<b>Division: Information Services Technology Division (ITSD)</b>		
<b>DI Name</b>	<b>DHEWD Enhanced Data for Decision Making</b>	<b>DI# 1300023</b>
		<b>HB Section</b> <u>05.030</u>

**7. STRATEGIES TO ACHIEVE THE PERFORMANCE MEASUREMENT TARGETS:**

The agency will ensure this project is a top priority and allocate resources accordingly. The enhancements will be communicated to all parties involved to ensure the new functionality is utilized both internal and externally.

# DECISION ITEM DETAIL

Budget Unit	FY 2022	FY 2022	FY 2023	FY 2023	FY 2024	FY 2024	*****	*****
Decision Item	ACTUAL	ACTUAL	BUDGET	BUDGET	DEPT REQ	DEPT REQ	SECURED	SECURED
Budget Object Class	DOLLAR	FTE	DOLLAR	FTE	DOLLAR	FTE	COLUMN	COLUMN
<b>DHEWD IT CONSOLIDATION</b>								
<b>Enhanced Data for Decisions - 1300023</b>								
APPLICATIONS DEVELOPER	0	0.00	0	0.00	112,382	0.00	0	0.00
<b>TOTAL - PS</b>	<b>0</b>	<b>0.00</b>	<b>0</b>	<b>0.00</b>	<b>112,382</b>	<b>0.00</b>	<b>0</b>	<b>0.00</b>
PROFESSIONAL SERVICES	0	0.00	0	0.00	258,109	0.00	0	0.00
COMPUTER EQUIPMENT	0	0.00	0	0.00	162,016	0.00	0	0.00
<b>TOTAL - EE</b>	<b>0</b>	<b>0.00</b>	<b>0</b>	<b>0.00</b>	<b>420,125</b>	<b>0.00</b>	<b>0</b>	<b>0.00</b>
<b>GRAND TOTAL</b>	<b>\$0</b>	<b>0.00</b>	<b>\$0</b>	<b>0.00</b>	<b>\$532,507</b>	<b>0.00</b>	<b>\$0</b>	<b>0.00</b>
<b>GENERAL REVENUE</b>	<b>\$0</b>	<b>0.00</b>	<b>\$0</b>	<b>0.00</b>	<b>\$532,507</b>	<b>0.00</b>		<b>0.00</b>
<b>FEDERAL FUNDS</b>	<b>\$0</b>	<b>0.00</b>	<b>\$0</b>	<b>0.00</b>	<b>\$0</b>	<b>0.00</b>		<b>0.00</b>
<b>OTHER FUNDS</b>	<b>\$0</b>	<b>0.00</b>	<b>\$0</b>	<b>0.00</b>	<b>\$0</b>	<b>0.00</b>		<b>0.00</b>

## CORE DECISION ITEM

<b>Department: Office of Administration</b>	<b>Budget Unit</b> 30608C
<b>Division: Information Technology Services Division (ITSD)</b>	
<b>Core: DOR IT Core</b>	<b>HB Section</b> 05.030

### 1. CORE FINANCIAL SUMMARY

FY 2024 Budget Request					FY 2024 Governor's Recommendation				
	GR	Federal	Other	Total		GR	Federal	Other	Total
PS	4,692,982	1	1,096,654	5,789,637	PS	0	0	0	0
EE	21,751,101	1	28,989,359	50,740,461	EE	0	0	0	0
PSD	1	0	0	1	PSD	0	0	0	0
TRF	0	0	0	0	TRF	0	0	0	0
<b>Total</b>	<b>26,444,084</b>	<b>2</b>	<b>30,086,013</b>	<b>56,530,099</b>	<b>Total</b>	<b>0</b>	<b>0</b>	<b>0</b>	<b>0</b>
<b>FTE</b>	<b>38.35</b>	<b>0.00</b>	<b>18.90</b>	<b>57.25</b>	<b>FTE</b>	<b>0.00</b>	<b>0.00</b>	<b>0.00</b>	<b>0.00</b>
<b>Est. Fringe</b>	<b>2,309,723</b>	<b>0</b>	<b>694,635</b>	<b>3,004,358</b>	<b>Est. Fringe</b>	<b>0</b>	<b>0</b>	<b>0</b>	<b>0</b>
<i>Note: Fringes budgeted in House Bill 5 except for certain fringes budgeted directly to MoDOT, Highway Patrol, and Conservation.</i>					<i>Note: Fringes budgeted in House Bill 5 except for certain fringes budgeted directly to MoDOT, Highway Patrol, and Conservation.</i>				

Other Funds: See Decision Item Summary on Following Pages

Other Funds:

### 2. CORE DESCRIPTION

This core request is for funding for all IT expenditures specific to the Department of Revenue (DOR), including new IT hardware and software, hardware maintenance, annual software licensing, State Data Center and telecommunications/network charges, and application development.

### 3. PROGRAM LISTING (list programs included in this core funding)

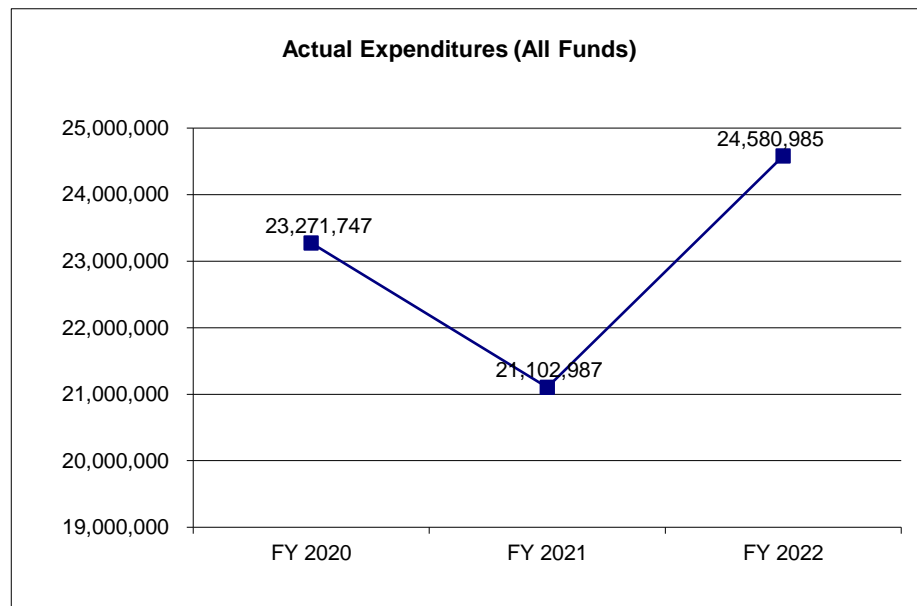
ITSD-DOR

## CORE DECISION ITEM

<b>Department: Office of Administration</b>	<b>Budget Unit</b> <u>30608C</u>
<b>Division: Information Technology Services Division (ITSD)</b>	
<b>Core: DOR IT Core</b>	<b>HB Section</b> <u>05.030</u>

### 4. FINANCIAL HISTORY

	<b>FY 2020 Actual</b>	<b>FY 2021 Actual</b>	<b>FY 2022 Actual</b>	<b>FY 2023 Current Yr.</b>
Appropriation (All Funds)	30,394,658	24,990,556	52,920,043	56,530,099
Less Reverted (All Funds)	(1,271,397)	(760,710)	(335,312)	(880,981)
Less Restricted (All Funds)*	(2,900,000)	0	0	0
Budget Authority (All Funds)	26,223,261	24,229,846	52,584,731	55,649,118
Actual Expenditures (All Funds)	23,271,747	21,102,987	24,580,985	N/A
Unexpended (All Funds)	2,951,514	3,126,859	28,003,746	N/A
Unexpended, by Fund:				
General Revenue	1,641,050	2,983,354	773,540	N/A
Federal	2	2	120,679	N/A
Other	310,462	143,503	27,109,527	N/A



\*Current Year restricted amount is as of \_\_\_\_\_.

Reverted includes the statutory three percent reserve amount (when applicable).

Restricted includes any Governor's expenditure restrictions which remained at the end of the fiscal year (when applicable).

#### NOTES:

Actual appropriation is the budget authority amount after all required flexibility transactions were processed. Flexibility is used to help manage priorities for all consolidated agencies as IT needs for each agency can change very rapidly throughout the year FY19 and FY20. Financial history also combines expenditures from budget unit 30607C which is now combined with this section beginning FY2021.

**CORE RECONCILIATION DETAIL**

**STATE  
DOR IT CONSOLIDATION**

**5. CORE RECONCILIATION DETAIL**

	<b>Budget Class</b>	<b>FTE</b>	<b>GR</b>	<b>Federal</b>	<b>Other</b>	<b>Total</b>	<b>Explanation</b>
<b>TAFP AFTER VETOES</b>							
	PS	57.25	4,692,982	1	1,096,654	5,789,637	
	EE	0.00	21,751,101	1	28,989,359	50,740,461	
	PD	0.00	1	0	0	1	
	<b>Total</b>	<b>57.25</b>	<b>26,444,084</b>	<b>2</b>	<b>30,086,013</b>	<b>56,530,099</b>	
<b>DEPARTMENT CORE REQUEST</b>							
	PS	57.25	4,692,982	1	1,096,654	5,789,637	
	EE	0.00	21,751,101	1	28,989,359	50,740,461	
	PD	0.00	1	0	0	1	
	<b>Total</b>	<b>57.25</b>	<b>26,444,084</b>	<b>2</b>	<b>30,086,013</b>	<b>56,530,099</b>	
<b>GOVERNOR'S RECOMMENDED CORE</b>							
	PS	57.25	4,692,982	1	1,096,654	5,789,637	
	EE	0.00	21,751,101	1	28,989,359	50,740,461	
	PD	0.00	1	0	0	1	
	<b>Total</b>	<b>57.25</b>	<b>26,444,084</b>	<b>2</b>	<b>30,086,013</b>	<b>56,530,099</b>	

## DECISION ITEM SUMMARY

Budget Unit								
Decision Item	FY 2022	FY 2022	FY 2023	FY 2023	FY 2024	FY 2024	*****	*****
Budget Object Summary	ACTUAL	ACTUAL	BUDGET	BUDGET	DEPT REQ	DEPT REQ	SECURED	SECURED
Fund	DOLLAR	FTE	DOLLAR	FTE	DOLLAR	FTE	COLUMN	COLUMN
<b>DOR IT CONSOLIDATION</b>								
<b>CORE</b>								
PERSONAL SERVICES								
GENERAL REVENUE	4,215,258	74.35	4,692,982	38.35	4,692,982	38.35	0	0.00
OA INFORMATION TECH FED& OTHER	0	0.00	1	0.00	1	0.00	0	0.00
MOTOR VEHICLE COMMISSION	44,509	0.78	77,161	0.00	77,161	0.00	0	0.00
STATE HWYS AND TRANS DEPT	856,381	14.56	1,019,493	18.90	1,019,493	18.90	0	0.00
TOTAL - PS	5,116,148	89.69	5,789,637	57.25	5,789,637	57.25	0	0.00
EXPENSE & EQUIPMENT								
GENERAL REVENUE	17,464,910	0.00	21,751,101	0.00	21,751,101	0.00	0	0.00
OA INFORMATION TECH FED& OTHER	0	0.00	1	0.00	1	0.00	0	0.00
ELDERLY HOME-DELIVER MEALS TRU	8,776	0.00	10,970	0.00	10,970	0.00	0	0.00
MOTOR VEHICLE COMMISSION	14,261	0.00	42,804	0.00	42,804	0.00	0	0.00
CONSERVATION COMMISSION	26,559	0.00	33,197	0.00	33,197	0.00	0	0.00
STATE HWYS AND TRANS DEPT	1,872,847	0.00	1,902,388	0.00	1,902,388	0.00	0	0.00
MOTOR VEHICLE ADMIN TECH	0	0.00	27,000,000	0.00	27,000,000	0.00	0	0.00
TOTAL - EE	19,387,353	0.00	50,740,461	0.00	50,740,461	0.00	0	0.00
PROGRAM-SPECIFIC								
GENERAL REVENUE	77,484	0.00	1	0.00	1	0.00	0	0.00
TOTAL - PD	77,484	0.00	1	0.00	1	0.00	0	0.00
<b>TOTAL</b>	<b>24,580,985</b>	<b>89.69</b>	<b>56,530,099</b>	<b>57.25</b>	<b>56,530,099</b>	<b>57.25</b>	<b>0</b>	<b>0.00</b>
<b>GRAND TOTAL</b>	<b>\$24,580,985</b>	<b>89.69</b>	<b>\$56,530,099</b>	<b>57.25</b>	<b>\$56,530,099</b>	<b>57.25</b>	<b>\$0</b>	<b>0.00</b>

9/23/22 13:57

im\_disummary

# DECISION ITEM DETAIL

Budget Unit	FY 2022	FY 2022	FY 2023	FY 2023	FY 2024	FY 2024	*****	*****
Decision Item	ACTUAL	ACTUAL	BUDGET	BUDGET	DEPT REQ	DEPT REQ	SECURED	SECURED
Budget Object Class	DOLLAR	FTE	DOLLAR	FTE	DOLLAR	FTE	COLUMN	COLUMN
<b>DOR IT CONSOLIDATION</b>								
<b>CORE</b>								
DATA PROCESSOR TECHNICAL	35,652	0.83	43,301	1.57	43,301	1.57	0	0.00
DATA PROCESSING MANAGER	8,452	0.10	69,582	0.59	69,582	0.59	0	0.00
SPECIAL ASST PROFESSIONAL	32,369	0.36	98	0.00	98	0.00	0	0.00
LEAD ADMIN SUPPORT ASSISTANT	19,902	0.49	12,284	0.28	12,284	0.28	0	0.00
ADMIN SUPPORT PROFESSIONAL	0	0.00	1,962	0.04	1,962	0.04	0	0.00
SENIOR PROGRAM SPECIALIST	30	0.00	0	0.00	0	0.00	0	0.00
AGENCY BUDGET ANALYST	0	0.00	98	0.00	98	0.00	0	0.00
ASSOC APPLICATIONS DEVELOPER	943,714	21.37	1,855,960	10.34	1,855,960	10.34	0	0.00
APPLICATIONS DEVELOPER	786,855	12.55	412,125	1.00	412,125	1.00	0	0.00
SENIOR APPLICATIONS DEVELOPER	744,653	10.78	716,080	6.30	716,080	6.30	0	0.00
APPLICATIONS DEVELOPMENT SPEC	79,135	0.98	117,242	1.03	117,242	1.03	0	0.00
APPLICATIONS DEVELOPMENT MGR	57,678	0.77	195,948	1.64	195,948	1.64	0	0.00
COMPUTER OPERATIONS CLERK	0	0.00	372,400	5.17	372,400	5.17	0	0.00
DATA TECHNICIAN	175,528	3.75	79,007	1.50	79,007	1.50	0	0.00
DATA ANALYST	310,281	5.29	960,153	11.95	960,153	11.95	0	0.00
DATA SPECIALIST	75,542	1.06	66,813	1.75	66,813	1.75	0	0.00
DATA MANAGER	68,176	0.90	60,902	0.15	60,902	0.15	0	0.00
ENTERPRISE ARCHITECT	148,684	2.34	0	0.00	0	0.00	0	0.00
SENIOR ENTERPRISE ARCHITECT	77,377	1.00	0	0.00	0	0.00	0	0.00
GEOGRAPHIC INFO SYSTEMS SPEC	61,672	1.18	38,346	0.14	38,346	0.14	0	0.00
GEOGRAPHIC INFO SYSTEMS MGR	373	0.00	0	0.00	0	0.00	0	0.00
DIR STRATEGY & PLANNING LVL 2	26,686	0.30	0	0.00	0	0.00	0	0.00
DIR STRATEGY & PLANNING LVL 3	48,421	0.50	0	0.00	0	0.00	0	0.00
BUSINESS ANALYST	137,220	2.59	335,186	6.60	335,186	6.60	0	0.00
SENIOR BUSINESS ANALYST	97,449	1.68	0	0.00	0	0.00	0	0.00
PROJECT MANAGER	4,951	0.06	0	0.00	0	0.00	0	0.00
SENIOR PROJECT MANAGER	154,161	1.91	8,345	0.01	8,345	0.01	0	0.00
PROJECT MANAGER DIRECTOR	1	0.00	0	0.00	0	0.00	0	0.00
NETWORK INFRASTRUCTURE TECH	43,244	1.00	0	0.00	0	0.00	0	0.00
NETWORK INFRASTRUCTURE SPEC	69,377	1.09	0	0.00	0	0.00	0	0.00
NETWORK INFRASTRUCTURE SPV	3,829	0.05	21,163	0.25	21,163	0.25	0	0.00
QUALITY CONTROL SPECIALIST	0	0.00	9,774	0.00	9,774	0.00	0	0.00

# DECISION ITEM DETAIL

Budget Unit	FY 2022	FY 2022	FY 2023	FY 2023	FY 2024	FY 2024	*****	*****
Decision Item	ACTUAL	ACTUAL	BUDGET	BUDGET	DEPT REQ	DEPT REQ	SECURED	SECURED
Budget Object Class	DOLLAR	FTE	DOLLAR	FTE	DOLLAR	FTE	COLUMN	COLUMN
<b>DOR IT CONSOLIDATION</b>								
<b>CORE</b>								
SYSTEMS ADMINISTRATION TECH	157,949	3.31	107,896	2.94	107,896	2.94	0	0.00
SYSTEMS ADMINISTRATION SPEC	130,910	2.21	0	0.00	0	0.00	0	0.00
SR SYSTEMS ADMINISTRATION SPEC	179,016	2.67	262,999	4.00	262,999	4.00	0	0.00
SYSTEMS ADMINISTRATOR	76,595	1.01	0	0.00	0	0.00	0	0.00
CLIENT SUPPORT TECH-TIER 2	299,120	6.59	0	0.00	0	0.00	0	0.00
SENIOR CLIENT SUPPORT TECH	10,442	0.17	0	0.00	0	0.00	0	0.00
CLIENT SUPPORT SUPERVISOR	35,760	0.60	0	0.00	0	0.00	0	0.00
CLIENT SUPPORT MANAGER	14,944	0.20	0	0.00	0	0.00	0	0.00
OTHER	0	0.00	41,973	0.00	41,973	0.00	0	0.00
<b>TOTAL - PS</b>	<b>5,116,148</b>	<b>89.69</b>	<b>5,789,637</b>	<b>57.25</b>	<b>5,789,637</b>	<b>57.25</b>	<b>0</b>	<b>0.00</b>
TRAVEL, IN-STATE	4,267	0.00	2	0.00	2	0.00	0	0.00
SUPPLIES	821	0.00	39,428	0.00	39,428	0.00	0	0.00
PROFESSIONAL DEVELOPMENT	4,569	0.00	251	0.00	251	0.00	0	0.00
COMMUNICATION SERV & SUPP	353,659	0.00	250,143	0.00	250,143	0.00	0	0.00
PROFESSIONAL SERVICES	12,444,781	0.00	43,145,511	0.00	43,145,511	0.00	0	0.00
M&R SERVICES	3,762,504	0.00	5,680,399	0.00	5,680,399	0.00	0	0.00
COMPUTER EQUIPMENT	2,741,911	0.00	1,606,402	0.00	1,606,402	0.00	0	0.00
OFFICE EQUIPMENT	6,175	0.00	9,001	0.00	9,001	0.00	0	0.00
OTHER EQUIPMENT	68,666	0.00	3,001	0.00	3,001	0.00	0	0.00
EQUIPMENT RENTALS & LEASES	0	0.00	6,093	0.00	6,093	0.00	0	0.00
MISCELLANEOUS EXPENSES	0	0.00	230	0.00	230	0.00	0	0.00
<b>TOTAL - EE</b>	<b>19,387,353</b>	<b>0.00</b>	<b>50,740,461</b>	<b>0.00</b>	<b>50,740,461</b>	<b>0.00</b>	<b>0</b>	<b>0.00</b>
DEBT SERVICE	77,484	0.00	1	0.00	1	0.00	0	0.00
<b>TOTAL - PD</b>	<b>77,484</b>	<b>0.00</b>	<b>1</b>	<b>0.00</b>	<b>1</b>	<b>0.00</b>	<b>0</b>	<b>0.00</b>
<b>GRAND TOTAL</b>	<b>\$24,580,985</b>	<b>89.69</b>	<b>\$56,530,099</b>	<b>57.25</b>	<b>\$56,530,099</b>	<b>57.25</b>	<b>\$0</b>	<b>0.00</b>
<b>GENERAL REVENUE</b>	<b>\$21,757,652</b>	<b>74.35</b>	<b>\$26,444,084</b>	<b>38.35</b>	<b>\$26,444,084</b>	<b>38.35</b>		<b>0.00</b>
<b>FEDERAL FUNDS</b>	<b>\$0</b>	<b>0.00</b>	<b>\$2</b>	<b>0.00</b>	<b>\$2</b>	<b>0.00</b>		<b>0.00</b>
<b>OTHER FUNDS</b>	<b>\$2,823,333</b>	<b>15.34</b>	<b>\$30,086,013</b>	<b>18.90</b>	<b>\$30,086,013</b>	<b>18.90</b>		<b>0.00</b>



## CORE DECISION ITEM

<b>Department: Office of Administration</b>	<b>Budget Unit</b> 30606C
<b>Division: Information Technology Services Division (ITSD)</b>	
<b>Core: OA IT Core</b>	<b>HB Section</b> 05.030

### 1. CORE FINANCIAL SUMMARY

	FY 2024 Budget Request			
	GR	Federal	Other	Total
PS	2,856,581	1	58,013	2,914,595
EE	6,233,626	1	492,579	6,726,206
PSD	1	0	0	1
TRF	0	0	0	0
<b>Total</b>	<b>9,090,208</b>	<b>2</b>	<b>550,592</b>	<b>9,640,802</b>
<b>FTE</b>	<b>14.50</b>	<b>0.00</b>	<b>0.62</b>	<b>15.12</b>

<b>Est. Fringe</b>	1,268,078	0	30,826	1,298,905
<i>Note: Fringes budgeted in House Bill 5 except for certain fringes budgeted directly to MoDOT, Highway Patrol, and Conservation.</i>				

Other Funds: See Decision Item Summary on Following Pages

	FY 2024 Governor's Recommendation			
	GR	Federal	Other	Total
PS	0	0	0	0
EE	0	0	0	0
PSD	0	0	0	0
TRF	0	0	0	0
<b>Total</b>	<b>0</b>	<b>0</b>	<b>0</b>	<b>0</b>
<b>FTE</b>	<b>0.00</b>	<b>0.00</b>	<b>0.00</b>	<b>0.00</b>

<b>Est. Fringe</b>	0	0	0	0
<i>Note: Fringes budgeted in House Bill 5 except for certain fringes budgeted directly to MoDOT, Highway Patrol, and Conservation.</i>				

Other Funds:

### 2. CORE DESCRIPTION

This core request is for funding for all IT expenditures specific to the Office of Administration (OA), including new IT hardware and software, hardware maintenance, annual software licensing, State Data Center and telecommunications/network charges, and application development. .

### 3. PROGRAM LISTING (list programs included in this core funding)

ITSD-OA

## CORE DECISION ITEM

<b>Department: Office of Administration</b>	<b>Budget Unit</b> <u>30606C</u>
<b>Division: Information Technology Services Division (ITSD)</b>	
<b>Core: OA IT Core</b>	<b>HB Section</b> <u>05.030</u>

### 4. FINANCIAL HISTORY

	<b>FY 2020 Actual</b>	<b>FY 2021 Actual</b>	<b>FY 2022 Actual</b>	<b>FY 2023 Current Yr.</b>
Appropriation (All Funds)	7,259,293	7,270,984	7,892,630	9,640,802
Less Reverted (All Funds)	(112,545)	(143,609)	(172,819)	(272,706)
Less Restricted (All Funds)*	0	0	0	0
Budget Authority (All Funds)	7,146,748	7,127,375	7,719,811	9,368,096
Actual Expenditures (All Funds)	6,774,722	6,868,570	7,264,725	N/A
Unexpended (All Funds)	372,026	258,805	455,086	N/A
Unexpended, by Fund:				
General Revenue	105,966	64,408	73,940	N/A
Federal	2	2	203,141	N/A
Other	266,058	194,395	178,005	N/A

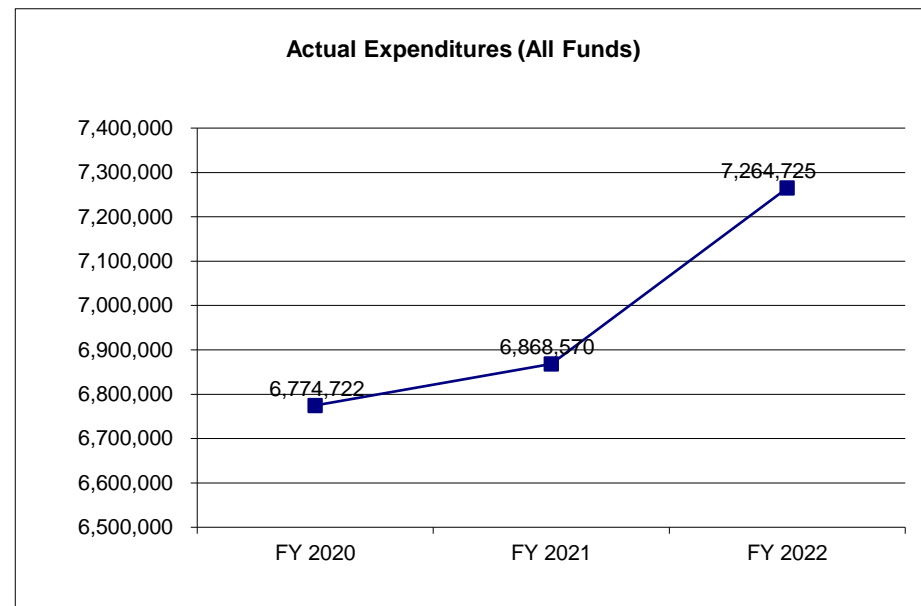
\*Current Year restricted amount is as of \_\_\_\_\_.

Reverted includes the statutory three percent reserve amount (when applicable).

Restricted includes any Governor's expenditure restrictions which remained at the end of the fiscal year (when applicable).

#### NOTES:

Actual appropriation is the budget authority amount after all required flexibility transactions were processed. Flexibility is used to help manage priorities for all consolidated agencies as IT needs for each agency can change very rapidly throughout the year FY19 or FY20. Financial history also combines expenditures from budget unit 30605C which is now combined with this section beginning FY2021.



**CORE RECONCILIATION DETAIL**

STATE  
OA IT CONSOLIDATION

**5. CORE RECONCILIATION DETAIL**

	<b>Budget Class</b>	<b>FTE</b>	<b>GR</b>	<b>Federal</b>	<b>Other</b>	<b>Total</b>	<b>Explanation</b>
<b>TAFP AFTER VETOES</b>							
	PS	15.12	2,856,581	1	58,013	2,914,595	
	EE	0.00	6,233,626	1	492,579	6,726,206	
	PD	0.00	1	0	0	1	
	<b>Total</b>	<b>15.12</b>	<b>9,090,208</b>	<b>2</b>	<b>550,592</b>	<b>9,640,802</b>	
<b>DEPARTMENT CORE REQUEST</b>							
	PS	15.12	2,856,581	1	58,013	2,914,595	
	EE	0.00	6,233,626	1	492,579	6,726,206	
	PD	0.00	1	0	0	1	
	<b>Total</b>	<b>15.12</b>	<b>9,090,208</b>	<b>2</b>	<b>550,592</b>	<b>9,640,802</b>	
<b>GOVERNOR'S RECOMMENDED CORE</b>							
	PS	15.12	2,856,581	1	58,013	2,914,595	
	EE	0.00	6,233,626	1	492,579	6,726,206	
	PD	0.00	1	0	0	1	
	<b>Total</b>	<b>15.12</b>	<b>9,090,208</b>	<b>2</b>	<b>550,592</b>	<b>9,640,802</b>	

## DECISION ITEM SUMMARY

Budget Unit								
Decision Item	FY 2022	FY 2022	FY 2023	FY 2023	FY 2024	FY 2024	*****	*****
Budget Object Summary	ACTUAL	ACTUAL	BUDGET	BUDGET	DEPT REQ	DEPT REQ	SECURED	SECURED
Fund	DOLLAR	FTE	DOLLAR	FTE	DOLLAR	FTE	COLUMN	COLUMN
<b>OA IT CONSOLIDATION</b>								
<b>CORE</b>								
PERSONAL SERVICES								
GENERAL REVENUE	3,218,473	53.56	2,856,581	14.50	2,856,581	14.50	0	0.00
OA INFORMATION TECH FED& OTHER	0	0.00	1	0.00	1	0.00	0	0.00
STATE FACILITY MAINT & OPERAT	42,295	0.75	46,575	0.62	46,575	0.62	0	0.00
OA REVOLVING ADMINISTRATIVE TR	0	0.00	11,438	0.00	11,438	0.00	0	0.00
TOTAL - PS	3,260,768	54.31	2,914,595	15.12	2,914,595	15.12	0	0.00
EXPENSE & EQUIPMENT								
GENERAL REVENUE	3,660,794	0.00	6,233,626	0.00	6,233,626	0.00	0	0.00
OA INFORMATION TECH FED& OTHER	0	0.00	1	0.00	1	0.00	0	0.00
MO ARTS COUNCIL TRUST	13,565	0.00	22,659	0.00	22,659	0.00	0	0.00
FEDERAL SURPLUS PROPERTY	0	0.00	112,639	0.00	112,639	0.00	0	0.00
STATE FACILITY MAINT & OPERAT	312,469	0.00	328,083	0.00	328,083	0.00	0	0.00
OA REVOLVING ADMINISTRATIVE TR	0	0.00	24,999	0.00	24,999	0.00	0	0.00
CHILDREN'S TRUST	696	0.00	4,199	0.00	4,199	0.00	0	0.00
TOTAL - EE	3,987,524	0.00	6,726,206	0.00	6,726,206	0.00	0	0.00
PROGRAM-SPECIFIC								
GENERAL REVENUE	16,433	0.00	1	0.00	1	0.00	0	0.00
TOTAL - PD	16,433	0.00	1	0.00	1	0.00	0	0.00
<b>TOTAL</b>	<b>7,264,725</b>	<b>54.31</b>	<b>9,640,802</b>	<b>15.12</b>	<b>9,640,802</b>	<b>15.12</b>	<b>0</b>	<b>0.00</b>
<b>GRAND TOTAL</b>	<b>\$7,264,725</b>	<b>54.31</b>	<b>\$9,640,802</b>	<b>15.12</b>	<b>\$9,640,802</b>	<b>15.12</b>	<b>\$0</b>	<b>0.00</b>

9/23/22 13:57

im\_disummary

# DECISION ITEM DETAIL

Budget Unit	FY 2022	FY 2022	FY 2023	FY 2023	FY 2024	FY 2024	*****	*****
Decision Item	ACTUAL	ACTUAL	BUDGET	BUDGET	DEPT REQ	DEPT REQ	SECURED	SECURED
Budget Object Class	DOLLAR	FTE	DOLLAR	FTE	DOLLAR	FTE	COLUMN	COLUMN
<b>OA IT CONSOLIDATION</b>								
<b>CORE</b>								
SALARIES & WAGES	0	0.00	8,822	0.00	8,822	0.00	0	0.00
INFORMATION TECHNOLOGY SUPV	0	0.00	1	0.00	1	0.00	0	0.00
DESIGNATED PRINCIPAL ASST DIV	55,814	0.44	89,867	0.97	89,867	0.97	0	0.00
DATA PROCESSOR TECHNICAL	16,398	0.42	16,927	0.32	16,927	0.32	0	0.00
DATA PROCESSING MANAGER	7	0.00	20,854	0.27	20,854	0.27	0	0.00
SPECIAL ASST PROFESSIONAL	105,050	1.37	8,071	0.00	8,071	0.00	0	0.00
ADMIN SUPPORT ASSISTANT	11,736	0.30	1	0.00	1	0.00	0	0.00
SENIOR PROGRAM SPECIALIST	59	0.00	0	0.00	0	0.00	0	0.00
PROGRAM COORDINATOR	78	0.00	0	0.00	0	0.00	0	0.00
ASSOC APPLICATIONS DEVELOPER	400,341	8.46	491,236	3.55	491,236	3.55	0	0.00
APPLICATIONS DEVELOPER	346,503	5.92	854,109	5.95	854,109	5.95	0	0.00
SENIOR APPLICATIONS DEVELOPER	660,619	9.39	746,587	2.95	746,587	2.95	0	0.00
APPLICATIONS DEVELOPMENT SPEC	57,680	0.71	112,363	0.01	112,363	0.01	0	0.00
APPLICATIONS DEVELOPMENT MGR	143,152	1.82	168,405	0.50	168,405	0.50	0	0.00
COMPUTER OPERATIONS CLERK	0	0.00	9,310	0.25	9,310	0.25	0	0.00
SR NETWORK OPERATIONS TECH	822	0.02	0	0.00	0	0.00	0	0.00
COMPUTER OPERATIONS MANAGER	1,380	0.02	0	0.00	0	0.00	0	0.00
DATA TECHNICIAN	1,096	0.02	0	0.00	0	0.00	0	0.00
DATA ANALYST	21,387	0.33	0	0.00	0	0.00	0	0.00
DATA SPECIALIST	50,050	0.69	0	0.00	0	0.00	0	0.00
DATA MANAGER	1,062	0.01	0	0.00	0	0.00	0	0.00
GEOGRAPHIC INFO SYSTEMS SPEC	12,582	0.22	0	0.00	0	0.00	0	0.00
GEOGRAPHIC INFO SYSTEMS DEV	244	0.00	0	0.00	0	0.00	0	0.00
DIR STRATEGY & PLANNING LVL 2	67,010	0.87	0	0.00	0	0.00	0	0.00
DIR STRATEGY & PLANNING LVL 3	143	0.00	0	0.00	0	0.00	0	0.00
BUSINESS ANALYST	67,433	1.34	11,438	0.00	11,438	0.00	0	0.00
SENIOR BUSINESS ANALYST	166,577	2.55	0	0.00	0	0.00	0	0.00
PROJECT MANAGER	154,521	2.25	215,220	0.00	215,220	0.00	0	0.00
SENIOR PROJECT MANAGER	46,853	0.55	0	0.00	0	0.00	0	0.00
PROJECT MANAGER DIRECTOR	123	0.00	0	0.00	0	0.00	0	0.00
NETWORK INFRASTRUCTURE SPEC	298	0.00	0	0.00	0	0.00	0	0.00
NETWORK INFRASTRUCTURE ARCHTCT	50	0.00	0	0.00	0	0.00	0	0.00

# DECISION ITEM DETAIL

Budget Unit	FY 2022	FY 2022	FY 2023	FY 2023	FY 2024	FY 2024	*****	*****
Decision Item	ACTUAL	ACTUAL	BUDGET	BUDGET	DEPT REQ	DEPT REQ	SECURED	SECURED
Budget Object Class	DOLLAR	FTE	DOLLAR	FTE	DOLLAR	FTE	COLUMN	COLUMN
<b>OA IT CONSOLIDATION</b>								
<b>CORE</b>								
NETWORK INFRASTRUCTURE SPV	863	0.01	0	0.00	0	0.00	0	0.00
QUALITY CONTROL TECHNICIAN	200	0.00	0	0.00	0	0.00	0	0.00
SYSTEMS ADMINISTRATION TECH	82,819	1.66	150,929	0.35	150,929	0.35	0	0.00
SYSTEMS ADMINISTRATION SPEC	137,210	2.38	0	0.00	0	0.00	0	0.00
SR SYSTEMS ADMINISTRATION SPEC	13,954	0.22	10,453	0.00	10,453	0.00	0	0.00
SYSTEMS ADMINISTRATOR	4,845	0.07	0	0.00	0	0.00	0	0.00
CYBERSECURITY TECHNICIAN	887	0.02	0	0.00	0	0.00	0	0.00
CYBERSECURITY ANALYST	115	0.00	0	0.00	0	0.00	0	0.00
CLIENT SUPPORT TECH-TIER 2	413,596	8.76	0	0.00	0	0.00	0	0.00
SENIOR CLIENT SUPPORT TECH	95,973	1.62	0	0.00	0	0.00	0	0.00
CLIENT SUPPORT SUPERVISOR	98,362	1.57	0	0.00	0	0.00	0	0.00
CLIENT SUPPORT MANAGER	22,876	0.30	1	0.00	1	0.00	0	0.00
OTHER	0	0.00	1	0.00	1	0.00	0	0.00
<b>TOTAL - PS</b>	<b>3,260,768</b>	<b>54.31</b>	<b>2,914,595</b>	<b>15.12</b>	<b>2,914,595</b>	<b>15.12</b>	<b>0</b>	<b>0.00</b>
TRAVEL, IN-STATE	552	0.00	12	0.00	12	0.00	0	0.00
TRAVEL, OUT-OF-STATE	837	0.00	1	0.00	1	0.00	0	0.00
SUPPLIES	30,033	0.00	1,653	0.00	1,653	0.00	0	0.00
PROFESSIONAL DEVELOPMENT	196	0.00	1	0.00	1	0.00	0	0.00
COMMUNICATION SERV & SUPP	290,323	0.00	32,718	0.00	32,718	0.00	0	0.00
PROFESSIONAL SERVICES	2,217,483	0.00	5,791,550	0.00	5,791,547	0.00	0	0.00
M&R SERVICES	1,086,239	0.00	311,069	0.00	311,069	0.00	0	0.00
COMPUTER EQUIPMENT	118,811	0.00	586,598	0.00	586,597	0.00	0	0.00
MOTORIZED EQUIPMENT	0	0.00	800	0.00	800	0.00	0	0.00
OFFICE EQUIPMENT	1,851	0.00	2	0.00	2	0.00	0	0.00
OTHER EQUIPMENT	239,300	0.00	2	0.00	3	0.00	0	0.00
BUILDING LEASE PAYMENTS	130	0.00	0	0.00	1	0.00	0	0.00
EQUIPMENT RENTALS & LEASES	0	0.00	1,800	0.00	1,800	0.00	0	0.00
MISCELLANEOUS EXPENSES	74	0.00	0	0.00	1	0.00	0	0.00
REBILLABLE EXPENSES	1,695	0.00	0	0.00	1	0.00	0	0.00
<b>TOTAL - EE</b>	<b>3,987,524</b>	<b>0.00</b>	<b>6,726,206</b>	<b>0.00</b>	<b>6,726,206</b>	<b>0.00</b>	<b>0</b>	<b>0.00</b>

# DECISION ITEM DETAIL

Budget Unit	FY 2022	FY 2022	FY 2023	FY 2023	FY 2024	FY 2024	*****	*****
Decision Item	ACTUAL	ACTUAL	BUDGET	BUDGET	DEPT REQ	DEPT REQ	SECURED	SECURED
Budget Object Class	DOLLAR	FTE	DOLLAR	FTE	DOLLAR	FTE	COLUMN	COLUMN
OA IT CONSOLIDATION								
CORE								
DEBT SERVICE	16,433	0.00	1	0.00	1	0.00	0	0.00
TOTAL - PD	16,433	0.00	1	0.00	1	0.00	0	0.00
GRAND TOTAL	\$7,264,725	54.31	\$9,640,802	15.12	\$9,640,802	15.12	\$0	0.00
GENERAL REVENUE	\$6,895,700	53.56	\$9,090,208	14.50	\$9,090,208	14.50		0.00
FEDERAL FUNDS	\$0	0.00	\$2	0.00	\$2	0.00		0.00
OTHER FUNDS	\$369,025	0.75	\$550,592	0.62	\$550,592	0.62		0.00

## CORE DECISION ITEM

<b>Department: Office of Administration</b>	<b>Budget Unit</b> 30604C
<b>Division: Information Technology Services Division (ITSD)</b>	
<b>Core: MDA IT Core</b>	<b>HB Section</b> 05.030

### 1. CORE FINANCIAL SUMMARY

FY 2024 Budget Request					FY 2024 Governor's Recommendation				
	GR	Federal	Other	Total		GR	Federal	Other	Total
PS	304,087	1	123,779	427,867	PS	0	0	0	0
EE	311,688	1	422,119	733,808	EE	0	0	0	0
PSD	0	0	0	0	PSD	0	0	0	0
TRF	0	0	0	0	TRF	0	0	0	0
<b>Total</b>	<b>615,775</b>	<b>2</b>	<b>545,898</b>	<b>1,161,675</b>	<b>Total</b>	<b>0</b>	<b>0</b>	<b>0</b>	<b>0</b>
<b>FTE</b>	<b>3.96</b>	<b>0.00</b>	<b>1.10</b>	<b>5.06</b>	<b>FTE</b>	<b>0.00</b>	<b>0.00</b>	<b>0.00</b>	<b>0.00</b>
<b>Est. Fringe</b>	<b>172,651</b>	<b>0</b>	<b>62,299</b>	<b>234,951</b>	<b>Est. Fringe</b>	<b>0</b>	<b>0</b>	<b>0</b>	<b>0</b>
<i>Note: Fringes budgeted in House Bill 5 except for certain fringes budgeted directly to MoDOT, Highway Patrol, and Conservation.</i>					<i>Note: Fringes budgeted in House Bill 5 except for certain fringes budgeted directly to MoDOT, Highway Patrol, and Conservation.</i>				

Other Funds: See Decision Item Summary on Following Pages

Other Funds:

### 2. CORE DESCRIPTION

This core request is for funding for all IT expenditures specific to the Department of Agriculture (MDA), including new IT hardware and software, hardware maintenance, annual software licensing, State Data Center and telecommunications/network charges, and application development.

### 3. PROGRAM LISTING (list programs included in this core funding)

ITSD-MDA



## CORE DECISION ITEM

<b>Department: Office of Administration</b>	<b>Budget Unit</b> <u>30604C</u>
<b>Division: Information Technology Services Division (ITSD)</b>	
<b>Core: MDA IT Core</b>	<b>HB Section</b> <u>05.030</u>

### 4. FINANCIAL HISTORY

	<b>FY 2020 Actual</b>	<b>FY 2021 Actual</b>	<b>FY 2022 Actual</b>	<b>FY 2023 Current Yr.</b>
Appropriation (All Funds)	1,178,419	1,033,830	1,190,218	1,161,675
Less Reverted (All Funds)	(16,323)	(16,488)	(17,901)	(18,474)
Less Restricted (All Funds)*	0	0	0	0
Budget Authority (All Funds)	1,162,096	1,017,342	1,172,317	1,143,201
Actual Expenditures (All Funds)	707,723	513,880	559,132	N/A
Unexpended (All Funds)	454,373	503,462	613,185	N/A
Unexpended, by Fund:				
General Revenue	73,251	5,441	67,301	N/A
Federal	2	2	44,250	N/A
Other	381,120	498,019	501,634	N/A

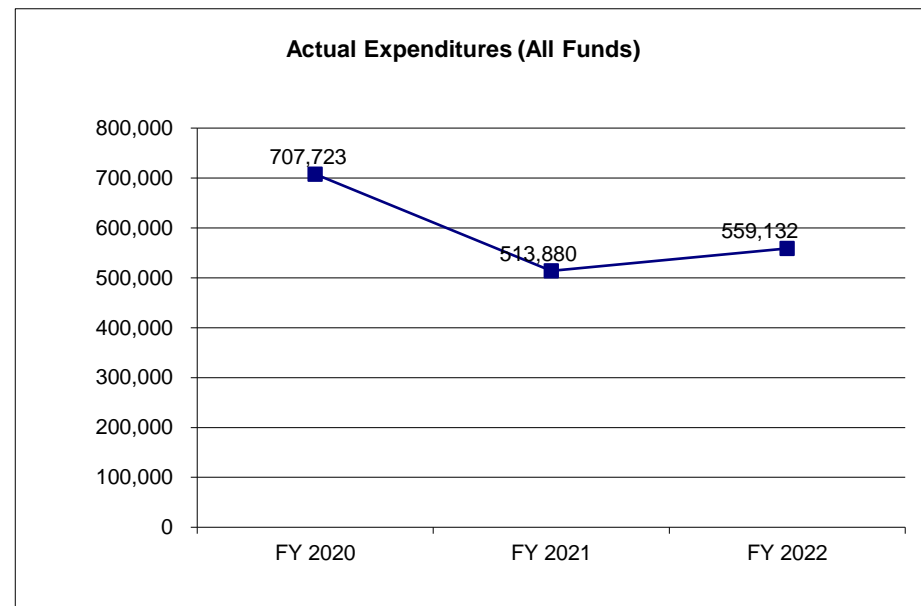
\*Current Year restricted amount is as of \_\_\_\_\_.

Reverted includes the statutory three percent reserve amount (when applicable).

Restricted includes any Governor's expenditure restrictions which remained at the end of the fiscal year (when applicable).

#### NOTES:

Actual appropriation is the budget authority amount after all required flexibility transactions were processed. Flexibility is used to help manage priorities for all consolidated agencies as IT needs for each agency can change very rapidly throughout the year FY19 and FY20. Financial history also combines expenditures from budget unit 30603C which is now combined with this section beginning FY2021.



**CORE RECONCILIATION DETAIL**

STATE  
MDA IT CONSOLIDATION

**5. CORE RECONCILIATION DETAIL**

	Budget Class	FTE	GR	Federal	Other	Total	Explanation
<b>TAFP AFTER VETOES</b>							
	PS	5.06	304,087	1	123,779	427,867	
	EE	0.00	311,688	1	422,119	733,808	
	<b>Total</b>	<b>5.06</b>	<b>615,775</b>	<b>2</b>	<b>545,898</b>	<b>1,161,675</b>	
<b>DEPARTMENT CORE REQUEST</b>							
	PS	5.06	304,087	1	123,779	427,867	
	EE	0.00	311,688	1	422,119	733,808	
	<b>Total</b>	<b>5.06</b>	<b>615,775</b>	<b>2</b>	<b>545,898</b>	<b>1,161,675</b>	
<b>GOVERNOR'S RECOMMENDED CORE</b>							
	PS	5.06	304,087	1	123,779	427,867	
	EE	0.00	311,688	1	422,119	733,808	
	<b>Total</b>	<b>5.06</b>	<b>615,775</b>	<b>2</b>	<b>545,898</b>	<b>1,161,675</b>	

## DECISION ITEM SUMMARY

Budget Unit								
Decision Item	FY 2022	FY 2022	FY 2023	FY 2023	FY 2024	FY 2024	*****	*****
Budget Object Summary	ACTUAL	ACTUAL	BUDGET	BUDGET	DEPT REQ	DEPT REQ	SECURED	SECURED
Fund	DOLLAR	FTE	DOLLAR	FTE	DOLLAR	FTE	COLUMN	COLUMN
<b>MDA IT CONSOLIDATION</b>								
<b>CORE</b>								
PERSONAL SERVICES								
GENERAL REVENUE	290,315	4.37	304,087	3.96	304,087	3.96	0	0.00
OA INFORMATION TECH FED& OTHER	0	0.00	1	0.00	1	0.00	0	0.00
STATE FAIR FEE	0	0.00	17,965	0.00	17,965	0.00	0	0.00
PETROLEUM INSPECTION FUND	0	0.00	1	0.00	1	0.00	0	0.00
MISSOURI LAND SURVEY FUND	0	0.00	29,084	0.00	29,084	0.00	0	0.00
AGRICULTURE PROTECTION	270	0.00	76,729	1.10	76,729	1.10	0	0.00
TOTAL - PS	290,585	4.37	427,867	5.06	427,867	5.06	0	0.00
EXPENSE & EQUIPMENT								
GENERAL REVENUE	232,157	0.00	311,688	0.00	311,688	0.00	0	0.00
OA INFORMATION TECH FED& OTHER	0	0.00	1	0.00	1	0.00	0	0.00
ANIMAL HEALTH LABORATORY FEES	177	0.00	5,924	0.00	5,924	0.00	0	0.00
ANIMAL CARE RESERVE	0	0.00	9,407	0.00	9,407	0.00	0	0.00
LIVESTOCK BRANDS	0	0.00	2,997	0.00	2,997	0.00	0	0.00
COMMODITY COUNCIL MERCHANISING	0	0.00	875	0.00	875	0.00	0	0.00
SP ANIMAL FAC LOAN PROGRAM	0	0.00	1,154	0.00	1,154	0.00	0	0.00
STATE FAIR FEE	265	0.00	24,623	0.00	24,623	0.00	0	0.00
LIVESTOCK SALES & MARKETS FEES	0	0.00	259	0.00	259	0.00	0	0.00
LIVESTOCK DEALER LAW ENF & ADM	0	0.00	94	0.00	94	0.00	0	0.00
MILK INSPECTION FEES	884	0.00	4,960	0.00	4,960	0.00	0	0.00
GRAIN INSPECTION FEES	520	0.00	33,844	0.00	33,844	0.00	0	0.00
MISSOURI LAND SURVEY FUND	659	0.00	153,284	0.00	153,284	0.00	0	0.00
AGRICULTURE BUSINESS DEVELOPMT	0	0.00	2,490	0.00	2,490	0.00	0	0.00
MISSOURI WINE AND GRAPE FUND	1,253	0.00	10,116	0.00	10,116	0.00	0	0.00
AGRICULTURE DEVELOPMENT	0	0.00	879	0.00	879	0.00	0	0.00
AGRICULTURE PROTECTION	32,632	0.00	171,213	0.00	171,213	0.00	0	0.00
TOTAL - EE	268,547	0.00	733,808	0.00	733,808	0.00	0	0.00
<b>TOTAL</b>	<b>559,132</b>	<b>4.37</b>	<b>1,161,675</b>	<b>5.06</b>	<b>1,161,675</b>	<b>5.06</b>	<b>0</b>	<b>0.00</b>

9/23/22 13:57

im\_disummary

## DECISION ITEM SUMMARY

Budget Unit								
Decision Item	FY 2022	FY 2022	FY 2023	FY 2023	FY 2024	FY 2024	*****	*****
Budget Object Summary	ACTUAL	ACTUAL	BUDGET	BUDGET	DEPT REQ	DEPT REQ	SECURED	SECURED
Fund	DOLLAR	FTE	DOLLAR	FTE	DOLLAR	FTE	COLUMN	COLUMN
<b>MDA IT CONSOLIDATION</b>								
ITSD MDA Other Authority - 1300030								
EXPENSE & EQUIPMENT								
PETROLEUM INSPECTION FUND	0	0.00	0	0.00	100,000	0.00	0	0.00
TOTAL - EE	0	0.00	0	0.00	100,000	0.00	0	0.00
<b>TOTAL</b>	<b>0</b>	<b>0.00</b>	<b>0</b>	<b>0.00</b>	<b>100,000</b>	<b>0.00</b>	<b>0</b>	<b>0.00</b>
<b>GRAND TOTAL</b>	<b>\$559,132</b>	<b>4.37</b>	<b>\$1,161,675</b>	<b>5.06</b>	<b>\$1,261,675</b>	<b>5.06</b>	<b>\$0</b>	<b>0.00</b>

9/23/22 13:57

im\_disummary

# DECISION ITEM DETAIL

Budget Unit	FY 2022	FY 2022	FY 2023	FY 2023	FY 2024	FY 2024	*****	*****
Decision Item	ACTUAL	ACTUAL	BUDGET	BUDGET	DEPT REQ	DEPT REQ	SECURED	SECURED
Budget Object Class	DOLLAR	FTE	DOLLAR	FTE	DOLLAR	FTE	COLUMN	COLUMN
<b>MDA IT CONSOLIDATION</b>								
<b>CORE</b>								
DATA PROCESSOR TECHNICAL	18,718	0.26	30,016	0.70	30,016	0.70	0	0.00
DATA PROCESSING MANAGER	25,353	0.31	49,547	0.60	49,547	0.60	0	0.00
SPECIAL ASST PROFESSIONAL	21,825	0.25	0	0.00	0	0.00	0	0.00
ASSOC APPLICATIONS DEVELOPER	29,496	0.61	29,111	0.11	29,111	0.11	0	0.00
APPLICATIONS DEVELOPER	5,125	0.09	95,284	0.70	95,284	0.70	0	0.00
SENIOR APPLICATIONS DEVELOPER	48,346	0.70	141,172	1.94	141,172	1.94	0	0.00
APPLICATIONS DEVELOPMENT MGR	18,110	0.24	2,320	0.00	2,320	0.00	0	0.00
COMPUTER OPERATIONS CLERK	0	0.00	1,834	0.00	1,834	0.00	0	0.00
GEOGRAPHIC INFO SYSTEMS SPEC	136	0.00	0	0.00	0	0.00	0	0.00
DIR STRATEGY & PLANNING LVL 1	32,118	0.36	0	0.00	0	0.00	0	0.00
BUSINESS ANALYST	16,862	0.39	32,729	0.63	32,729	0.63	0	0.00
SENIOR BUSINESS ANALYST	2,105	0.03	0	0.00	0	0.00	0	0.00
PROJECT MANAGER	61,173	0.95	29,084	0.00	29,084	0.00	0	0.00
QUALITY CONTROL SPECIALIST	83	0.00	2,597	0.00	2,597	0.00	0	0.00
QUALITY CONTROL COORDINATOR	11,135	0.18	0	0.00	0	0.00	0	0.00
SYSTEMS ADMINISTRATION TECH	0	0.00	13,816	0.37	13,816	0.37	0	0.00
SENIOR CLIENT SUPPORT TECH	0	0.00	356	0.01	356	0.01	0	0.00
OTHER	0	0.00	1	0.00	1	0.00	0	0.00
<b>TOTAL - PS</b>	<b>290,585</b>	<b>4.37</b>	<b>427,867</b>	<b>5.06</b>	<b>427,867</b>	<b>5.06</b>	<b>0</b>	<b>0.00</b>
TRAVEL, IN-STATE	408	0.00	3	0.00	3	0.00	0	0.00
SUPPLIES	63	0.00	4,638	0.00	4,638	0.00	0	0.00
PROFESSIONAL DEVELOPMENT	188	0.00	338	0.00	338	0.00	0	0.00
COMMUNICATION SERV & SUPP	94,147	0.00	5,613	0.00	5,612	0.00	0	0.00
PROFESSIONAL SERVICES	135,847	0.00	380,562	0.00	380,562	0.00	0	0.00
M&R SERVICES	1,303	0.00	125,520	0.00	125,520	0.00	0	0.00
COMPUTER EQUIPMENT	1,875	0.00	216,634	0.00	216,633	0.00	0	0.00
OFFICE EQUIPMENT	0	0.00	3	0.00	3	0.00	0	0.00
OTHER EQUIPMENT	34,716	0.00	3	0.00	5	0.00	0	0.00

# DECISION ITEM DETAIL

Budget Unit	FY 2022	FY 2022	FY 2023	FY 2023	FY 2024	FY 2024	*****	*****
Decision Item	ACTUAL	ACTUAL	BUDGET	BUDGET	DEPT REQ	DEPT REQ	SECURED	SECURED
Budget Object Class	DOLLAR	FTE	DOLLAR	FTE	DOLLAR	FTE	COLUMN	COLUMN
<b>MDA IT CONSOLIDATION</b>								
<b>CORE</b>								
EQUIPMENT RENTALS & LEASES	0	0.00	494	0.00	494	0.00	0	0.00
<b>TOTAL - EE</b>	<b>268,547</b>	<b>0.00</b>	<b>733,808</b>	<b>0.00</b>	<b>733,808</b>	<b>0.00</b>	<b>0</b>	<b>0.00</b>
<b>GRAND TOTAL</b>	<b>\$559,132</b>	<b>4.37</b>	<b>\$1,161,675</b>	<b>5.06</b>	<b>\$1,161,675</b>	<b>5.06</b>	<b>\$0</b>	<b>0.00</b>
<b>GENERAL REVENUE</b>	<b>\$522,472</b>	<b>4.37</b>	<b>\$615,775</b>	<b>3.96</b>	<b>\$615,775</b>	<b>3.96</b>		<b>0.00</b>
<b>FEDERAL FUNDS</b>	<b>\$0</b>	<b>0.00</b>	<b>\$2</b>	<b>0.00</b>	<b>\$2</b>	<b>0.00</b>		<b>0.00</b>
<b>OTHER FUNDS</b>	<b>\$36,660</b>	<b>0.00</b>	<b>\$545,898</b>	<b>1.10</b>	<b>\$545,898</b>	<b>1.10</b>		<b>0.00</b>

**NEW DECISION ITEM**  
**RANK: \_\_\_\_\_ OF \_\_\_\_\_**

<b>Department:</b> Office of Administration	<b>Budget Unit</b> 30604C
<b>Division:</b> Information Technology Services Division (ITSD)	
<b>DI Name:</b> MDA Weights & Measures IT Funding <b>DI#</b> 1300030	<b>HB Section</b> 05.030

**1. AMOUNT OF REQUEST**

FY 2024 Budget Request					FY 2024 Governor's Recommendation				
	GR	Federal	Other	Total		GR	Federal	Other	Total
PS	0	0	0	0	PS	0	0	0	0
EE	0	0	100,000	100,000	EE	0	0	0	0
PSD	0	0	0	0	PSD	0	0	0	0
TRF	0	0	0	0	TRF	0	0	0	0
<b>Total</b>	<b>0</b>	<b>0</b>	<b>100,000</b>	<b>100,000</b>	<b>Total</b>	<b>0</b>	<b>0</b>	<b>0</b>	<b>0</b>
FTE	0.00	0.00	0.00	0.00	FTE	0.00	0.00	0.00	0.00

<b>Est. Fringe</b>	0	0	0	0
--------------------	---	---	---	---

*Note: Fringes budgeted in House Bill 5 except for certain fringes budgeted directly to MoDOT, Highway Patrol, and Conservation.*

<b>Est. Fringe</b>	0	0	0	0
--------------------	---	---	---	---

*Note: Fringes budgeted in House Bill 5 except for certain fringes budgeted directly to MoDOT, Highway Patrol, and Conservation.*

Other Funds: Petroleum Inspection Fund (0662)

Other Funds:

**2. THIS REQUEST CAN BE CATEGORIZED AS:**

<input type="checkbox"/> New Legislation	<input type="checkbox"/> New Program	<input type="checkbox"/> Fund Switch
<input type="checkbox"/> Federal Mandate	<input type="checkbox"/> Program Expansion	<input type="checkbox"/> Cost to Continue
<input type="checkbox"/> GR Pick-Up	<input type="checkbox"/> Space Request	<input type="checkbox"/> Equipment Replacement
<input type="checkbox"/> Pay Plan	<input checked="" type="checkbox"/> Other: <u>Appropriation authority to allow for ITSD purchasing using MDA funds</u>	

**3. WHY IS THIS FUNDING NEEDED? PROVIDE AN EXPLANATION FOR ITEMS CHECKED IN #2. INCLUDE THE FEDERAL OR STATE STATUTORY OR CONSTITUTIONAL AUTHORIZATION FOR THIS PROGRAM.**

This authority is needed to allow for recurring maintenance and various ITSD projects for the Missouri Department of Agriculture Weights and Measures Division to utilize funding from the Petroleum Inspection Fund (0662).

**NEW DECISION ITEM**  
**RANK: \_\_\_\_\_ OF \_\_\_\_\_**

<b>Department:</b> Office of Administration	<b>Budget Unit</b> 30604C
<b>Division:</b> Information Technology Services Division (ITSD)	
<b>DI Name:</b> MDA Weights & Measures IT Funding <b>DI#</b> 1300030	<b>HB Section</b> 05.030

**4. DESCRIBE THE DETAILED ASSUMPTIONS USED TO DERIVE THE SPECIFIC REQUESTED AMOUNT. (How did you determine that the requested number of FTE were appropriate? From what source or standard did you derive the requested levels of funding? Were alternatives such as outsourcing or automation considered? If based on new legislation, does request tie to TAFP fiscal note? If not, explain why. Detail which portions of the request are one-times and how those amounts were calculated.)**

The LIMS system utilized by the Fuel Quality Lab and Petroleum Inspection Program will cost approximately \$62,000 per year in maintenance. The WINWAM system utilized by the Fuel Device Safety and Accuracy Program costs approximately \$35,000 per year in maintenance/training costs. Any remaining authority will allow for the replacement of PC's and other technological equipment in the Weights and Measures Division, using the Petroleum Inspection Fund (0662).

**5. BREAK DOWN THE REQUEST BY BUDGET OBJECT CLASS, JOB CLASS, AND FUND SOURCE. IDENTIFY ONE-TIME COSTS.**

Budget Object Class/Job Class	Dept Req GR DOLLARS	Dept Req GR FTE	Dept Req FED DOLLARS	Dept Req FED FTE	Dept Req OTHER DOLLARS	Dept Req OTHER FTE	Dept Req TOTAL DOLLARS	Dept Req TOTAL FTE	Dept Req One-Time DOLLARS
							0		
							0	0.0	
<b>Total PS</b>	<u>0</u>	<u>0.0</u>	<u>0</u>	<u>0.0</u>	<u>0</u>	<u>0.0</u>	<u>0</u>	<u>0.0</u>	<u>0</u>
430- M&R Services					97,000		97,000		
480- Computer Equipment					3,000		3,000		
<b>Total EE</b>	<u>0</u>		<u>0</u>		<u>100,000</u>		<u>100,000</u>		<u>0</u>
Program Distributions							0		
<b>Total PSD</b>	<u>0</u>		<u>0</u>		<u>0</u>		<u>0</u>		<u>0</u>
Transfers									
<b>Total TRF</b>	<u>0</u>		<u>0</u>		<u>0</u>		<u>0</u>		<u>0</u>
<b>Grand Total</b>	<u>0</u>	<u>0.0</u>	<u>0</u>	<u>0.0</u>	<u>100,000</u>	<u>0.0</u>	<u>100,000</u>	<u>0.0</u>	<u>0</u>



**NEW DECISION ITEM**  
**RANK: \_\_\_\_\_ OF \_\_\_\_\_**

<b>Department:</b> Office of Administration	<b>Budget Unit</b> 30604C
<b>Division:</b> Information Technology Services Division (ITSD)	
<b>DI Name:</b> MDA Weights & Measures IT Funding <b>DI#</b> 1300030	<b>HB Section</b> 05.030

**6. PERFORMANCE MEASURES (If new decision item has an associated core, separately identify projected performance with & without additional funding.)**

**6a. Provide an activity measure(s) for the program.**

**6b. Provide a measure(s) of the program's quality.**

**6c. Provide a measure(s) of the program's impact.**

**6d. Provide a measure(s) of the program's efficiency.**

Appropriation authority into fund 0662 will allow ITSD to support the Weights and Measures Division without the extra step of billing MDA to utilize this funding source.

# DECISION ITEM DETAIL

Budget Unit	FY 2022	FY 2022	FY 2023	FY 2023	FY 2024	FY 2024	*****	*****
Decision Item	ACTUAL	ACTUAL	BUDGET	BUDGET	DEPT REQ	DEPT REQ	SECURED	SECURED
Budget Object Class	DOLLAR	FTE	DOLLAR	FTE	DOLLAR	FTE	COLUMN	COLUMN
<b>MDA IT CONSOLIDATION</b>								
<b>ITSD MDA Other Authority - 1300030</b>								
M&R SERVICES	0	0.00	0	0.00	97,000	0.00	0	0.00
COMPUTER EQUIPMENT	0	0.00	0	0.00	3,000	0.00	0	0.00
<b>TOTAL - EE</b>	<b>0</b>	<b>0.00</b>	<b>0</b>	<b>0.00</b>	<b>100,000</b>	<b>0.00</b>	<b>0</b>	<b>0.00</b>
<b>GRAND TOTAL</b>	<b>\$0</b>	<b>0.00</b>	<b>\$0</b>	<b>0.00</b>	<b>\$100,000</b>	<b>0.00</b>	<b>\$0</b>	<b>0.00</b>
<b>GENERAL REVENUE</b>	<b>\$0</b>	<b>0.00</b>	<b>\$0</b>	<b>0.00</b>	<b>\$0</b>	<b>0.00</b>		<b>0.00</b>
<b>FEDERAL FUNDS</b>	<b>\$0</b>	<b>0.00</b>	<b>\$0</b>	<b>0.00</b>	<b>\$0</b>	<b>0.00</b>		<b>0.00</b>
<b>OTHER FUNDS</b>	<b>\$0</b>	<b>0.00</b>	<b>\$0</b>	<b>0.00</b>	<b>\$100,000</b>	<b>0.00</b>		<b>0.00</b>

## CORE DECISION ITEM

<b>Department: Office of Administration</b>	<b>Budget Unit</b> 30602C
<b>Division: Information Technology Services Division (ITSD)</b>	
<b>Core: DNR IT Core</b>	<b>HB Section</b> 05.030

### 1. CORE FINANCIAL SUMMARY

FY 2024 Budget Request					FY 2024 Governor's Recommendation				
	GR	Federal	Other	Total		GR	Federal	Other	Total
PS	448,442	774,758	2,699,275	3,922,475	PS	0	0	0	0
EE	63,171	1,161,928	4,283,013	5,508,112	EE	0	0	0	0
PSD	0	0	1	1	PSD	0	0	0	0
TRF	0	0	0	0	TRF	0	0	0	0
<b>Total</b>	<b>511,613</b>	<b>1,936,686</b>	<b>6,982,289</b>	<b>9,430,588</b>	<b>Total</b>	<b>0</b>	<b>0</b>	<b>0</b>	<b>0</b>
FTE	4.59	12.16	53.66	70.41	FTE	0.00	0.00	0.00	0.00
<b>Est. Fringe</b>	235,131	472,157	1,821,040	2,528,329	<b>Est. Fringe</b>	0	0	0	0
<i>Note: Fringes budgeted in House Bill 5 except for certain fringes budgeted directly to MoDOT, Highway Patrol, and Conservation.</i>					<i>Note: Fringes budgeted in House Bill 5 except for certain fringes budgeted directly to MoDOT, Highway Patrol, and Conservation.</i>				

Other Funds: See Decision Item Summary on Following Pages

Other Funds:

### 2. CORE DESCRIPTION

This core request is for funding for all IT expenditures specific to the Department of Natural Resources (DNR), including new IT hardware and software, hardware maintenance, annual software licensing, State Data Center and telecommunications/network charges, and application development.

### 3. PROGRAM LISTING (list programs included in this core funding)

ITSD-DNR

## CORE DECISION ITEM

<b>Department: Office of Administration</b>	<b>Budget Unit</b> <u>30602C</u>
<b>Division: Information Technology Services Division (ITSD)</b>	
<b>Core: DNR IT Core</b>	<b>HB Section</b> <u>05.030</u>

### 4. FINANCIAL HISTORY

	<b>FY 2020 Actual</b>	<b>FY 2021 Actual</b>	<b>FY 2022 Actual</b>	<b>FY 2023 Current Yr.</b>
Appropriation (All Funds)	8,765,391	8,873,160	9,232,248	9,430,588
Less Reverted (All Funds)	(12,640)	(13,005)	(14,518)	(15,348)
Less Restricted (All Funds)*	0	0	0	0
Budget Authority (All Funds)	8,752,751	8,860,155	9,217,730	9,415,240
Actual Expenditures (All Funds)	6,735,114	6,569,502	7,096,376	N/A
Unexpended (All Funds)	2,017,637	2,290,653	2,121,354	N/A
Unexpended, by Fund:				
General Revenue	21,295	18	63,036	N/A
Federal	188,615	417,488	388,465	N/A
Other	1,807,725	1,873,147	1,669,853	N/A

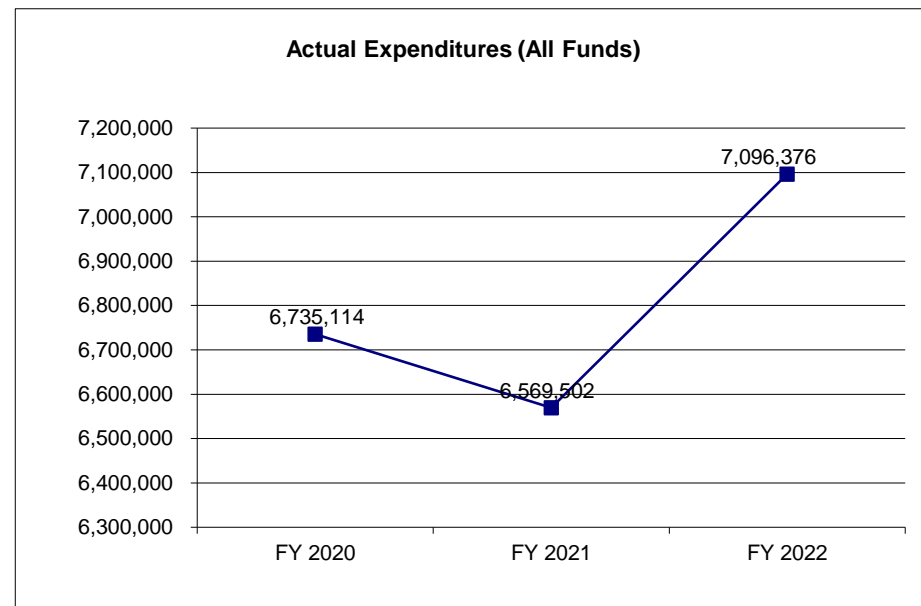
\*Current Year restricted amount is as of \_\_\_\_\_.

Reverted includes the statutory three percent reserve amount (when applicable).

Restricted includes any Governor's expenditure restrictions which remained at the end of the fiscal year (when applicable).

### NOTES:

Actual appropriation is the budget authority amount after all required flexibility transactions were processed. Flexibility is used to help manage priorities for all consolidated agencies as IT needs for each agency can change very rapidly throughout the year FY19 and FY20. Financial history also combines expenditures from budget unit 30601C which is now combined with this section beginning FY2021.



**CORE RECONCILIATION DETAIL**

**STATE  
DNR IT CONSOLIDATION**

**5. CORE RECONCILIATION DETAIL**

	<b>Budget Class</b>	<b>FTE</b>	<b>GR</b>	<b>Federal</b>	<b>Other</b>	<b>Total</b>	<b>Explanation</b>
<b>TAFP AFTER VETOES</b>							
	PS	70.41	448,442	774,758	2,699,275	3,922,475	
	EE	0.00	63,171	1,161,928	4,283,013	5,508,112	
	PD	0.00	0	0	1	1	
	<b>Total</b>	<b>70.41</b>	<b>511,613</b>	<b>1,936,686</b>	<b>6,982,289</b>	<b>9,430,588</b>	
<b>DEPARTMENT CORE REQUEST</b>							
	PS	70.41	448,442	774,758	2,699,275	3,922,475	
	EE	0.00	63,171	1,161,928	4,283,013	5,508,112	
	PD	0.00	0	0	1	1	
	<b>Total</b>	<b>70.41</b>	<b>511,613</b>	<b>1,936,686</b>	<b>6,982,289</b>	<b>9,430,588</b>	
<b>GOVERNOR'S RECOMMENDED CORE</b>							
	PS	70.41	448,442	774,758	2,699,275	3,922,475	
	EE	0.00	63,171	1,161,928	4,283,013	5,508,112	
	PD	0.00	0	0	1	1	
	<b>Total</b>	<b>70.41</b>	<b>511,613</b>	<b>1,936,686</b>	<b>6,982,289</b>	<b>9,430,588</b>	

## DECISION ITEM SUMMARY

Budget Unit									
Decision Item	FY 2022	FY 2022	FY 2023	FY 2023	FY 2024	FY 2024	*****	*****	
Budget Object Summary	ACTUAL	ACTUAL	BUDGET	BUDGET	DEPT REQ	DEPT REQ	SECURED	SECURED	
Fund	DOLLAR	FTE	DOLLAR	FTE	DOLLAR	FTE	COLUMN	COLUMN	
<b>DNR IT CONSOLIDATION</b>									
<b>CORE</b>									
PERSONAL SERVICES									
GENERAL REVENUE	378,456	6.48	448,442	4.59	448,442	4.59	0	0.00	
OA INFORMATION TECH FED& OTHER	553,003	9.46	774,758	12.16	774,758	12.16	0	0.00	
DNR COST ALLOCATION	1,737,246	29.65	2,699,275	53.66	2,699,275	53.66	0	0.00	
TOTAL - PS	2,668,705	45.59	3,922,475	70.41	3,922,475	70.41	0	0.00	
EXPENSE & EQUIPMENT									
GENERAL REVENUE	27,139	0.00	63,171	0.00	63,171	0.00	0	0.00	
OA INFORMATION TECH FED& OTHER	993,648	0.00	1,161,928	0.00	1,161,928	0.00	0	0.00	
MO AIR EMISSION REDUCTION	8,339	0.00	9,005	0.00	9,005	0.00	0	0.00	
STATE PARKS EARNINGS	6,333	0.00	6,251	0.00	6,251	0.00	0	0.00	
NATURAL RESOURCES REVOLVING SE	0	0.00	406	0.00	406	0.00	0	0.00	
HISTORIC PRESERVATION REVOLV	2,821	0.00	2,489	0.00	2,489	0.00	0	0.00	
DNR COST ALLOCATION	2,168,460	0.00	3,049,437	0.00	3,049,437	0.00	0	0.00	
NATURAL RESOURCES PROTECTION	1,663	0.00	2,419	0.00	2,419	0.00	0	0.00	
NRP-WATER POLLUTION PERMIT FEE	83,185	0.00	62,768	0.00	62,768	0.00	0	0.00	
SOLID WASTE MGMT-SCRAP TIRE	5,070	0.00	5,894	0.00	5,894	0.00	0	0.00	
SOLID WASTE MANAGEMENT	14,679	0.00	13,690	0.00	13,690	0.00	0	0.00	
METALLIC MINERALS WASTE MGMT	379	0.00	575	0.00	575	0.00	0	0.00	
NRP-AIR POLLUTION ASBESTOS FEE	2,664	0.00	2,841	0.00	2,841	0.00	0	0.00	
PETROLEUM STORAGE TANK INS	5,328	0.00	5,359	0.00	5,359	0.00	0	0.00	
UNDERGROUND STOR TANK REG PROG	3,182	0.00	2,336	0.00	2,336	0.00	0	0.00	
NRP-AIR POLLUTION PERMIT FEE	87,108	0.00	82,601	0.00	82,601	0.00	0	0.00	
PARKS SALES TAX	485,589	0.00	546,845	0.00	546,845	0.00	0	0.00	
SOIL AND WATER SALES TAX	385,898	0.00	321,694	0.00	321,694	0.00	0	0.00	
ENVIRONMENTAL RADIATION MONITR	0	0.00	338	0.00	338	0.00	0	0.00	
GROUNDWATER PROTECTION	8,798	0.00	9,301	0.00	9,301	0.00	0	0.00	
ENERGY SET-ASIDE PROGRAM	4,633	0.00	84,242	0.00	84,242	0.00	0	0.00	
HAZARDOUS WASTE FUND	26,825	0.00	28,107	0.00	28,107	0.00	0	0.00	
SAFE DRINKING WATER FUND	44,179	0.00	39,372	0.00	39,372	0.00	0	0.00	
GEOLOGIC RESOURCES FUND	922	0.00	1,447	0.00	1,447	0.00	0	0.00	
MINED LAND RECLAMATION	7,490	0.00	5,596	0.00	5,596	0.00	0	0.00	
TOTAL - EE	4,374,332	0.00	5,508,112	0.00	5,508,112	0.00	0	0.00	
<b>PROGRAM-SPECIFIC</b>									

9/23/22 13:57

im\_disummary

## DECISION ITEM SUMMARY

Budget Unit								
Decision Item	FY 2022	FY 2022	FY 2023	FY 2023	FY 2024	FY 2024	*****	*****
Budget Object Summary	ACTUAL	ACTUAL	BUDGET	BUDGET	DEPT REQ	DEPT REQ	SECURED	SECURED
Fund	DOLLAR	FTE	DOLLAR	FTE	DOLLAR	FTE	COLUMN	COLUMN
<b>DNR IT CONSOLIDATION</b>								
<b>CORE</b>								
PROGRAM-SPECIFIC								
DNR COST ALLOCATION	53,339	0.00	1	0.00	1	0.00	0	0.00
TOTAL - PD	53,339	0.00	1	0.00	1	0.00	0	0.00
<b>TOTAL</b>	<b>7,096,376</b>	<b>45.59</b>	<b>9,430,588</b>	<b>70.41</b>	<b>9,430,588</b>	<b>70.41</b>	<b>0</b>	<b>0.00</b>
<b>GRAND TOTAL</b>	<b>\$7,096,376</b>	<b>45.59</b>	<b>\$9,430,588</b>	<b>70.41</b>	<b>\$9,430,588</b>	<b>70.41</b>	<b>\$0</b>	<b>0.00</b>

9/23/22 13:57

im\_disummary

# DECISION ITEM DETAIL

Budget Unit	FY 2022	FY 2022	FY 2023	FY 2023	FY 2024	FY 2024	*****	*****
Decision Item	ACTUAL	ACTUAL	BUDGET	BUDGET	DEPT REQ	DEPT REQ	SECURED	SECURED
Budget Object Class	DOLLAR	FTE	DOLLAR	FTE	DOLLAR	FTE	COLUMN	COLUMN
<b>DNR IT CONSOLIDATION</b>								
<b>CORE</b>								
DATA PROCESSOR TECHNICAL	0	0.00	33,464	0.07	33,464	0.07	0	0.00
DATA PROCESSING MANAGER	8,453	0.10	85,516	0.74	85,516	0.74	0	0.00
SPECIAL ASST PROFESSIONAL	46,313	0.83	675	0.00	675	0.00	0	0.00
LEAD ADMIN SUPPORT ASSISTANT	234	0.00	30,763	0.81	30,763	0.81	0	0.00
ASSOC APPLICATIONS DEVELOPER	219,384	4.20	1,021,367	26.66	1,021,367	26.66	0	0.00
APPLICATIONS DEVELOPER	392,465	6.76	341,932	4.14	341,932	4.14	0	0.00
SENIOR APPLICATIONS DEVELOPER	169,231	2.37	687,064	13.72	687,064	13.72	0	0.00
APPLICATIONS DEVELOPMENT SPEC	57,827	0.72	10,380	0.10	10,380	0.10	0	0.00
APPLICATIONS DEVELOPMENT MGR	71,182	0.88	66,464	0.52	66,464	0.52	0	0.00
DATA SPECIALIST	140,193	1.98	0	0.00	0	0.00	0	0.00
DATA MANAGER	0	0.00	5,222	0.03	5,222	0.03	0	0.00
GEOGRAPHIC INFO SYSTEMS SPEC	247,423	4.31	375,106	3.76	375,106	3.76	0	0.00
GEOGRAPHIC INFO SYSTEMS DEV	49,979	0.81	0	0.00	0	0.00	0	0.00
GEOGRAPHIC INFO SYSTEMS SPV	82,526	1.09	50,678	0.64	50,678	0.64	0	0.00
GEOGRAPHIC INFO SYSTEMS MGR	42	0.00	0	0.00	0	0.00	0	0.00
DIR STRATEGY & PLANNING LVL 2	46,862	0.50	0	0.00	0	0.00	0	0.00
BUSINESS ANALYST	43,746	0.88	101,997	2.42	101,997	2.42	0	0.00
SENIOR BUSINESS ANALYST	36,757	0.63	365,521	5.80	365,521	5.80	0	0.00
PROJECT MANAGER	162,010	2.74	0	0.00	0	0.00	0	0.00
SENIOR PROJECT MANAGER	0	0.00	132,769	0.40	132,769	0.40	0	0.00
SYSTEMS ADMINISTRATION TECH	29,687	0.64	438,992	7.83	438,992	7.83	0	0.00
SYSTEMS ADMINISTRATION SPEC	99,798	1.72	0	0.00	0	0.00	0	0.00
SR SYSTEMS ADMINISTRATION SPEC	4,287	0.07	0	0.00	0	0.00	0	0.00
SYSTEMS ADMINISTRATOR	281	0.00	11,793	0.15	11,793	0.15	0	0.00
CLIENT SUPPORT TECH-TIER 2	518,670	10.31	0	0.00	0	0.00	0	0.00
SENIOR CLIENT SUPPORT TECH	144,568	2.54	162,772	2.62	162,772	2.62	0	0.00
CLIENT SUPPORT SUPERVISOR	67,387	1.13	0	0.00	0	0.00	0	0.00
CLIENT SUPPORT MANAGER	29,400	0.38	0	0.00	0	0.00	0	0.00
<b>TOTAL - PS</b>	<b>2,668,705</b>	<b>45.59</b>	<b>3,922,475</b>	<b>70.41</b>	<b>3,922,475</b>	<b>70.41</b>	<b>0</b>	<b>0.00</b>
TRAVEL, IN-STATE	2,142	0.00	5,083	0.00	5,083	0.00	0	0.00
SUPPLIES	11,977	0.00	17,890	0.00	17,890	0.00	0	0.00
PROFESSIONAL DEVELOPMENT	2,005	0.00	7,500	0.00	7,500	0.00	0	0.00



# DECISION ITEM DETAIL

Budget Unit	FY 2022	FY 2022	FY 2023	FY 2023	FY 2024	FY 2024	*****	*****
Decision Item	ACTUAL	ACTUAL	BUDGET	BUDGET	DEPT REQ	DEPT REQ	SECURED	SECURED
Budget Object Class	DOLLAR	FTE	DOLLAR	FTE	DOLLAR	FTE	COLUMN	COLUMN
<b>DNR IT CONSOLIDATION</b>								
<b>CORE</b>								
COMMUNICATION SERV & SUPP	1,083,728	0.00	983,960	0.00	983,960	0.00	0	0.00
PROFESSIONAL SERVICES	1,553,800	0.00	1,546,916	0.00	1,546,916	0.00	0	0.00
M&R SERVICES	1,090,149	0.00	1,409,782	0.00	1,409,782	0.00	0	0.00
COMPUTER EQUIPMENT	450,939	0.00	1,526,212	0.00	1,526,212	0.00	0	0.00
OFFICE EQUIPMENT	469	0.00	5,077	0.00	5,077	0.00	0	0.00
OTHER EQUIPMENT	179,123	0.00	2,491	0.00	2,491	0.00	0	0.00
BUILDING LEASE PAYMENTS	0	0.00	2,000	0.00	2,000	0.00	0	0.00
EQUIPMENT RENTALS & LEASES	0	0.00	100	0.00	100	0.00	0	0.00
MISCELLANEOUS EXPENSES	0	0.00	1,101	0.00	1,101	0.00	0	0.00
<b>TOTAL - EE</b>	<b>4,374,332</b>	<b>0.00</b>	<b>5,508,112</b>	<b>0.00</b>	<b>5,508,112</b>	<b>0.00</b>	<b>0</b>	<b>0.00</b>
DEBT SERVICE	53,339	0.00	1	0.00	1	0.00	0	0.00
<b>TOTAL - PD</b>	<b>53,339</b>	<b>0.00</b>	<b>1</b>	<b>0.00</b>	<b>1</b>	<b>0.00</b>	<b>0</b>	<b>0.00</b>
<b>GRAND TOTAL</b>	<b>\$7,096,376</b>	<b>45.59</b>	<b>\$9,430,588</b>	<b>70.41</b>	<b>\$9,430,588</b>	<b>70.41</b>	<b>\$0</b>	<b>0.00</b>
<b>GENERAL REVENUE</b>	<b>\$405,595</b>	<b>6.48</b>	<b>\$511,613</b>	<b>4.59</b>	<b>\$511,613</b>	<b>4.59</b>		<b>0.00</b>
<b>FEDERAL FUNDS</b>	<b>\$1,546,651</b>	<b>9.46</b>	<b>\$1,936,686</b>	<b>12.16</b>	<b>\$1,936,686</b>	<b>12.16</b>		<b>0.00</b>
<b>OTHER FUNDS</b>	<b>\$5,144,130</b>	<b>29.65</b>	<b>\$6,982,289</b>	<b>53.66</b>	<b>\$6,982,289</b>	<b>53.66</b>		<b>0.00</b>

## CORE DECISION ITEM

<b>Department: Office of Administration</b>					<b>Budget Unit</b> 30600C				
<b>Division: Information Technology Services Division (ITSD)</b>									
<b>Core: DED IT Core</b>					<b>HB Section</b> 05.030				

### 1. CORE FINANCIAL SUMMARY

	FY 2024 Budget Request			
	GR	Federal	Other	Total
PS	305,515	33,572	351,864	690,951
EE	454,438	337,721	546,941	1,339,100
PSD	1,175	0	1	1,176
TRF	0	0	0	0
<b>Total</b>	<b>761,128</b>	<b>371,293</b>	<b>898,806</b>	<b>2,031,227</b>

<b>FTE</b>	<b>3.55</b>	<b>0.35</b>	<b>11.85</b>	<b>15.75</b>
------------	-------------	-------------	--------------	--------------

<b>Est. Fringe</b>	166,782	17,702	313,054	497,538
--------------------	---------	--------	---------	---------

Note: Fringes budgeted in House Bill 5 except for certain fringes budgeted directly to MoDOT, Highway Patrol, and Conservation.

	FY 2024 Governor's Recommendation			
	GR	Federal	Other	Total
PS	0	0	0	0
EE	0	0	0	0
PSD	0	0	0	0
TRF	0	0	0	0
<b>Total</b>	<b>0</b>	<b>0</b>	<b>0</b>	<b>0</b>

<b>FTE</b>	<b>0.00</b>	<b>0.00</b>	<b>0.00</b>	<b>0.00</b>
------------	-------------	-------------	-------------	-------------

<b>Est. Fringe</b>	0	0	0	0
--------------------	---	---	---	---

Note: Fringes budgeted in House Bill 5 except for certain fringes budgeted directly to MoDOT, Highway Patrol, and Conservation.

Other Funds:     See Decision Item Summary on Following Pages

Other Funds:

### 2. CORE DESCRIPTION

This core request is for funding for all IT expenditures specific to the Department of Economic Development (DED), including new IT hardware and software, hardware maintenance, annual software licensing, State Data Center and telecommunications/network charges, and application development.

### 3. PROGRAM LISTING (list programs included in this core funding)

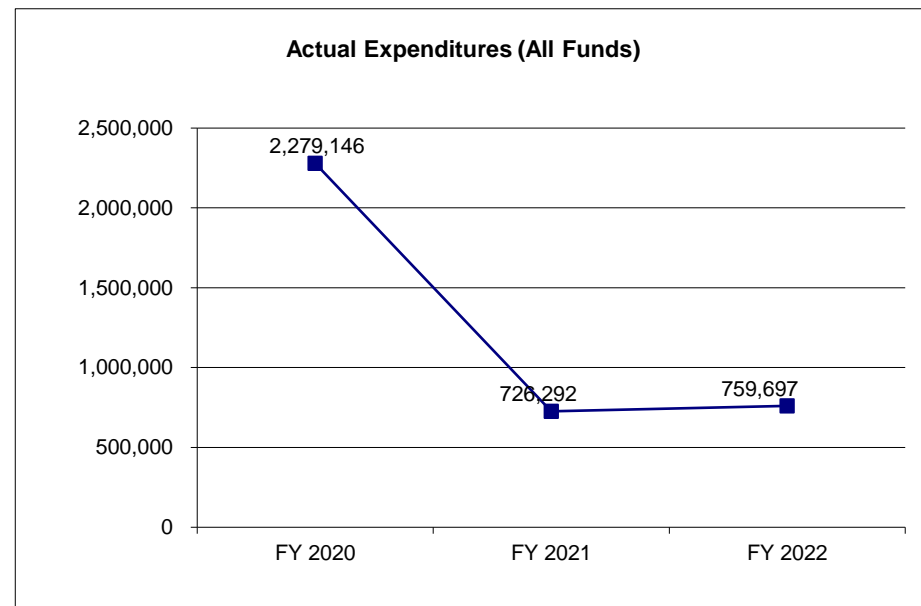
ITSD-DED

## CORE DECISION ITEM

<b>Department: Office of Administration</b>	<b>Budget Unit</b> 30600C
<b>Division: Information Technology Services Division (ITSD)</b>	
<b>Core: DED IT Core</b>	<b>HB Section</b> 05.030

### 4. FINANCIAL HISTORY

	<b>FY 2020 Actual</b>	<b>FY 2021 Actual</b>	<b>FY 2022 Actual</b>	<b>FY 2023 Current Yr.</b>
Appropriation (All Funds)	4,598,096	1,981,643	2,663,707	2,031,227
Less Reverted (All Funds)	(110,460)	(20,652)	0	(22,833)
Less Restricted (All Funds)*	0	0	0	0
Budget Authority (All Funds)	4,487,636	1,960,991	2,663,707	2,008,394
Actual Expenditures (All Funds)	2,279,146	726,292	759,697	N/A
Unexpended (All Funds)	2,208,490	1,234,699	1,904,010	N/A
Unexpended, by Fund:				
General Revenue	167,102	3,825	138,392	N/A
Federal	1,318,041	299,484	1,088,022	N/A
Other	723,348	931,390	677,596	N/A



\*Current Year restricted amount is as of \_\_\_\_\_.

Reverted includes the statutory three percent reserve amount (when applicable).

Restricted includes any Governor's expenditure restrictions which remained at the end of the fiscal year (when applicable).

### NOTES:

Actual appropriation is the budget authority amount after all required flexibility transactions were processed. Flexibility is used to help manage priorities for all consolidated agencies as IT needs for each agency can change very rapidly throughout the year FY19 and FY20. Financial history also combines expenditures from budget unit 30599C which is now combined with this section beginning FY2021. All GR supporting this section was erroneously changed to federal stimulus in FY22 budget cycle - there was an NDI request to accompany this core to get the GR back for DED.

**CORE RECONCILIATION DETAIL**

**STATE  
DED IT CONSOLIDATION**

**5. CORE RECONCILIATION DETAIL**

	<b>Budget Class</b>	<b>FTE</b>	<b>GR</b>	<b>Federal</b>	<b>Other</b>	<b>Total</b>	<b>Explanation</b>
<b>TAFP AFTER VETOES</b>							
	PS	15.75	305,515	33,572	351,864	690,951	
	EE	0.00	454,438	337,721	546,941	1,339,100	
	PD	0.00	1,175	0	1	1,176	
	<b>Total</b>	<b>15.75</b>	<b>761,128</b>	<b>371,293</b>	<b>898,806</b>	<b>2,031,227</b>	
<b>DEPARTMENT CORE REQUEST</b>							
	PS	15.75	305,515	33,572	351,864	690,951	
	EE	0.00	454,438	337,721	546,941	1,339,100	
	PD	0.00	1,175	0	1	1,176	
	<b>Total</b>	<b>15.75</b>	<b>761,128</b>	<b>371,293</b>	<b>898,806</b>	<b>2,031,227</b>	
<b>GOVERNOR'S RECOMMENDED CORE</b>							
	PS	15.75	305,515	33,572	351,864	690,951	
	EE	0.00	454,438	337,721	546,941	1,339,100	
	PD	0.00	1,175	0	1	1,176	
	<b>Total</b>	<b>15.75</b>	<b>761,128</b>	<b>371,293</b>	<b>898,806</b>	<b>2,031,227</b>	

## DECISION ITEM SUMMARY

Budget Unit									
Decision Item	FY 2022	FY 2022	FY 2023	FY 2023	FY 2024	FY 2024	*****	*****	
Budget Object Summary	ACTUAL	ACTUAL	BUDGET	BUDGET	DEPT REQ	DEPT REQ	SECURED	SECURED	
Fund	DOLLAR	FTE	DOLLAR	FTE	DOLLAR	FTE	COLUMN	COLUMN	
<b>DED IT CONSOLIDATION</b>									
<b>CORE</b>									
PERSONAL SERVICES									
GENERAL REVENUE	180,737	3.23	305,515	3.55	305,515	3.55	0	0.00	
OA INFORMATION TECH FED& OTHER	0	0.00	33,572	0.35	33,572	0.35	0	0.00	
DED ADMINISTRATIVE	39,311	0.72	351,864	11.85	351,864	11.85	0	0.00	
TOTAL - PS	220,048	3.95	690,951	15.75	690,951	15.75	0	0.00	
EXPENSE & EQUIPMENT									
GENERAL REVENUE	407,845	0.00	454,438	0.00	454,438	0.00	0	0.00	
OA INFORMATION TECH FED& OTHER	40,695	0.00	337,721	0.00	337,721	0.00	0	0.00	
DIVISION OF TOURISM SUPPL REV	25,402	0.00	66,478	0.00	66,478	0.00	0	0.00	
DED ADMINISTRATIVE	56,546	0.00	477,702	0.00	477,702	0.00	0	0.00	
INTERNATIONAL PROMOTIONS REVOL	0	0.00	2,761	0.00	2,761	0.00	0	0.00	
MO ONE START JOB DEVELOPMENT	8,968	0.00	0	0.00	0	0.00	0	0.00	
TOTAL - EE	539,456	0.00	1,339,100	0.00	1,339,100	0.00	0	0.00	
PROGRAM-SPECIFIC									
GENERAL REVENUE	0	0.00	1,175	0.00	1,175	0.00	0	0.00	
DED ADMINISTRATIVE	193	0.00	1	0.00	1	0.00	0	0.00	
TOTAL - PD	193	0.00	1,176	0.00	1,176	0.00	0	0.00	
<b>TOTAL</b>	<b>759,697</b>	<b>3.95</b>	<b>2,031,227</b>	<b>15.75</b>	<b>2,031,227</b>	<b>15.75</b>	<b>0</b>	<b>0.00</b>	
<b>ITSD DED Project Tomorrow - 1300031</b>									
PERSONAL SERVICES									
GENERAL REVENUE	0	0.00	0	0.00	161,971	0.00	0	0.00	
TOTAL - PS	0	0.00	0	0.00	161,971	0.00	0	0.00	
EXPENSE & EQUIPMENT									
GENERAL REVENUE	0	0.00	0	0.00	126,062	0.00	0	0.00	
TOTAL - EE	0	0.00	0	0.00	126,062	0.00	0	0.00	
<b>TOTAL</b>	<b>0</b>	<b>0.00</b>	<b>0</b>	<b>0.00</b>	<b>288,033</b>	<b>0.00</b>	<b>0</b>	<b>0.00</b>	
<b>GRAND TOTAL</b>	<b>\$759,697</b>	<b>3.95</b>	<b>\$2,031,227</b>	<b>15.75</b>	<b>\$2,319,260</b>	<b>15.75</b>	<b>\$0</b>	<b>0.00</b>	

9/23/22 13:57

im\_disummary

# DECISION ITEM DETAIL

Budget Unit	FY 2022	FY 2022	FY 2023	FY 2023	FY 2024	FY 2024	*****	*****
Decision Item	ACTUAL	ACTUAL	BUDGET	BUDGET	DEPT REQ	DEPT REQ	SECURED	SECURED
Budget Object Class	DOLLAR	FTE	DOLLAR	FTE	DOLLAR	FTE	COLUMN	COLUMN
<b>DED IT CONSOLIDATION</b>								
<b>CORE</b>								
DATA PROCESSOR TECHNICAL	0	0.00	358	0.00	358	0.00	0	0.00
DATA PROCESSING MANAGER	7,367	0.09	30,544	0.35	30,544	0.35	0	0.00
LEAD ADMIN SUPPORT ASSISTANT	2,985	0.07	2,945	0.07	2,945	0.07	0	0.00
ASSOC APPLICATIONS DEVELOPER	26,817	0.56	396,219	11.88	396,219	11.88	0	0.00
APPLICATIONS DEVELOPER	30,025	0.52	111,688	1.21	111,688	1.21	0	0.00
SENIOR APPLICATIONS DEVELOPER	46,979	0.73	60,262	0.53	60,262	0.53	0	0.00
APPLICATIONS DEVELOPMENT MGR	4,463	0.06	0	0.00	0	0.00	0	0.00
DATA ANALYST	6	0.00	0	0.00	0	0.00	0	0.00
DATA SPECIALIST	33	0.00	0	0.00	0	0.00	0	0.00
DATA MANAGER	0	0.00	4	0.00	4	0.00	0	0.00
GEOGRAPHIC INFO SYSTEMS SPEC	43,382	0.81	18,618	0.17	18,618	0.17	0	0.00
GEOGRAPHIC INFO SYSTEMS SPV	540	0.01	0	0.00	0	0.00	0	0.00
DIR STRATEGY & PLANNING LVL 1	1,500	0.03	0	0.00	0	0.00	0	0.00
BUSINESS ANALYST	287	0.00	19,016	0.38	19,016	0.38	0	0.00
SENIOR BUSINESS ANALYST	639	0.01	10,983	0.00	10,983	0.00	0	0.00
PROJECT MANAGER	1,183	0.02	0	0.00	0	0.00	0	0.00
SENIOR PROJECT MANAGER	0	0.00	6	0.00	6	0.00	0	0.00
PROJECT MANAGER DIRECTOR	49	0.00	0	0.00	0	0.00	0	0.00
QUALITY CONTROL COORDINATOR	2,673	0.05	0	0.00	0	0.00	0	0.00
SYSTEMS ADMINISTRATION TECH	160	0.00	35,364	1.02	35,364	1.02	0	0.00
SYSTEMS ADMINISTRATION SPEC	688	0.01	0	0.00	0	0.00	0	0.00
CLIENT SUPPORT TECH-TIER 2	25,618	0.58	0	0.00	0	0.00	0	0.00
SENIOR CLIENT SUPPORT TECH	5,167	0.09	4,906	0.14	4,906	0.14	0	0.00
CLIENT SUPPORT SUPERVISOR	19,487	0.31	0	0.00	0	0.00	0	0.00
OTHER	0	0.00	38	0.00	38	0.00	0	0.00
<b>TOTAL - PS</b>	<b>220,048</b>	<b>3.95</b>	<b>690,951</b>	<b>15.75</b>	<b>690,951</b>	<b>15.75</b>	<b>0</b>	<b>0.00</b>
TRAVEL, IN-STATE	564	0.00	1,128	0.00	1,128	0.00	0	0.00
TRAVEL, OUT-OF-STATE	0	0.00	91	0.00	91	0.00	0	0.00
SUPPLIES	863	0.00	9,779	0.00	9,779	0.00	0	0.00
PROFESSIONAL DEVELOPMENT	2,483	0.00	501	0.00	501	0.00	0	0.00
COMMUNICATION SERV & SUPP	65,885	0.00	66,986	0.00	66,986	0.00	0	0.00
PROFESSIONAL SERVICES	231,650	0.00	629,956	0.00	629,956	0.00	0	0.00

# DECISION ITEM DETAIL

Budget Unit	FY 2022	FY 2022	FY 2023	FY 2023	FY 2024	FY 2024	*****	*****
Decision Item	ACTUAL	ACTUAL	BUDGET	BUDGET	DEPT REQ	DEPT REQ	SECURED	SECURED
Budget Object Class	DOLLAR	FTE	DOLLAR	FTE	DOLLAR	FTE	COLUMN	COLUMN
<b>DED IT CONSOLIDATION</b>								
<b>CORE</b>								
M&R SERVICES	142,904	0.00	418,187	0.00	418,187	0.00	0	0.00
COMPUTER EQUIPMENT	85,471	0.00	191,711	0.00	191,711	0.00	0	0.00
MOTORIZED EQUIPMENT	0	0.00	1,100	0.00	1,100	0.00	0	0.00
OFFICE EQUIPMENT	0	0.00	5,000	0.00	5,000	0.00	0	0.00
OTHER EQUIPMENT	9,636	0.00	12,661	0.00	12,661	0.00	0	0.00
MISCELLANEOUS EXPENSES	0	0.00	2,000	0.00	2,000	0.00	0	0.00
<b>TOTAL - EE</b>	<b>539,456</b>	<b>0.00</b>	<b>1,339,100</b>	<b>0.00</b>	<b>1,339,100</b>	<b>0.00</b>	<b>0</b>	<b>0.00</b>
DEBT SERVICE	193	0.00	1,176	0.00	1,176	0.00	0	0.00
<b>TOTAL - PD</b>	<b>193</b>	<b>0.00</b>	<b>1,176</b>	<b>0.00</b>	<b>1,176</b>	<b>0.00</b>	<b>0</b>	<b>0.00</b>
<b>GRAND TOTAL</b>	<b>\$759,697</b>	<b>3.95</b>	<b>\$2,031,227</b>	<b>15.75</b>	<b>\$2,031,227</b>	<b>15.75</b>	<b>\$0</b>	<b>0.00</b>
<b>GENERAL REVENUE</b>	<b>\$588,582</b>	<b>3.23</b>	<b>\$761,128</b>	<b>3.55</b>	<b>\$761,128</b>	<b>3.55</b>		<b>0.00</b>
<b>FEDERAL FUNDS</b>	<b>\$40,695</b>	<b>0.00</b>	<b>\$371,293</b>	<b>0.35</b>	<b>\$371,293</b>	<b>0.35</b>		<b>0.00</b>
<b>OTHER FUNDS</b>	<b>\$130,420</b>	<b>0.72</b>	<b>\$898,806</b>	<b>11.85</b>	<b>\$898,806</b>	<b>11.85</b>		<b>0.00</b>

## NEW DECISION ITEM

RANK: \_\_\_\_\_ OF \_\_\_\_\_

Department Office of Administration	Budget Unit	30600C
Division Information Technology Services Division		
DI Name DED Project Tomorrow	DI# 1300031	HB Section 05.030

## 1. AMOUNT OF REQUEST

FY 2024 Budget Request				
	GR	Federal	Other	Total
PS	161,971	0	0	161,971
EE	126,062	0	0	126,062
PSD	0	0	0	0
TRF	0	0	0	0
Total	288,033	0	0	288,033
FTE	0.00	0.00	0.00	0.00

<b>Est. Fringe</b>	59,087	0	0	59,087
--------------------	--------	---	---	--------

Note: Fringes budgeted in House Bill 5 except for certain fringes budgeted directly to MoDOT, Highway Patrol, and Conservation.

Other Funds:

Non-Counts:

FY 2024 Governor's Recommendation				
	GR	Federal	Other	Total
PS	0	0	0	0
EE	0	0	0	0
PSD	0	0	0	0
TRF	0	0	0	0
Total	0	0	0	0
FTE	0.00	0.00	0.00	0.00

<b>Est. Fringe</b>	0	0	0	0
--------------------	---	---	---	---

Note: Fringes budgeted in House Bill 5 except for certain fringes budgeted directly to MoDOT, Highway Patrol, and Conservation.

Other Funds:

Non-Counts:

## 2. THIS REQUEST CAN BE CATEGORIZED AS:

<input checked="" type="checkbox"/> New Legislation	<input checked="" type="checkbox"/> New Program	<input type="checkbox"/> Fund Switch
<input type="checkbox"/> Federal Mandate	<input type="checkbox"/> Program Expansion	<input type="checkbox"/> Cost to Continue
<input type="checkbox"/> GR Pick-Up	<input type="checkbox"/> Space Request	<input type="checkbox"/> Equipment Replacement
<input type="checkbox"/> Pay Plan	<input type="checkbox"/> Other: _____	

## 3. WHY IS THIS FUNDING NEEDED? PROVIDE AN EXPLANATION FOR ITEMS CHECKED IN #2. INCLUDE THE FEDERAL OR STATE STATUTORY OR CONSTITUTIONAL AUTHORIZATION FOR THIS PROGRAM.

The DED is responsible for the administration of many programs consisting of both grants and tax credits. These programs require collaboration with external stakeholders, internal partners, and program administrators. Currently, 34 systems and database tools are utilized between these programs with many requiring duplication of data management between these systems as they cannot transfer project information systematically. This results in inefficiencies such as increases in processing time, data integrity risks, insufficient reporting, and reductions in the visibility of project information to all stakeholders within the process.



**NEW DECISION ITEM**

RANK: \_\_\_\_\_ OF \_\_\_\_\_

<b>Department Office of Administration</b>	<b>Budget Unit</b> 30600C
<b>Division Information Technology Services Division</b>	
<b>DI Name DED Project Tomorrow</b> <b>DI# 1300031</b>	<b>HB Section</b> 05.030

ITSD-DED, in conjunction with DED, is requesting an integrated solution incorporating more modern technological tools, which will allow for a more cohesive experience for the citizens and department. This will enhance the citizen experience by allowing for self-service outside of regular business hours, along with data sharing between department functions, which will allow for fewer data entry points, as well as a streamlined workflow to enhance efficiency and transparency of the department. The solution will provide critical upgrades to the Department's outdated systems, enhance the information sharing capabilities of program staff, help to ensure compliance with State and federal mandates, and provide more efficient customer service and return on investment to taxpayers.

The systems will be easier to learn and allow the department to bring on staff with minimal training.

**4. DESCRIBE THE DETAILED ASSUMPTIONS USED TO DERIVE THE SPECIFIC REQUESTED AMOUNT. (How did you determine that the requested number of FTE were appropriate? From what source or standard did you derive the requested levels of funding? Were alternatives such as outsourcing or automation considered? If based on new legislation, does request tie to TAFP fiscal note? If not, explain why. Detail which portions of the request are one-times and how those amounts were calculated.)**

PS- 500 hours of application developer time and 335 hours of quality control tech time per application with 5 applications developed  
 \$57,062 - computer equipment for agency FTE managing the project (laptop, monitors, etc)  
 \$69,000- consulting and training services for the application development

**5. BREAK DOWN THE REQUEST BY BUDGET OBJECT CLASS, JOB CLASS, AND FUND SOURCE. IDENTIFY ONE-TIME COSTS.**

<b>Budget Object Class/Job Class</b>	<b>Dept Req GR DOLLARS</b>	<b>Dept Req GR FTE</b>	<b>Dept Req FED DOLLARS</b>	<b>Dept Req FED FTE</b>	<b>Dept Req OTHER DOLLARS</b>	<b>Dept Req OTHER FTE</b>	<b>Dept Req TOTAL DOLLARS</b>	<b>Dept Req TOTAL FTE</b>	<b>Dept Req One-Time DOLLARS</b>
14AS20- Applications Developer	101,156						101,156		
14QC10- Quality Control Technician	60,815						60,815	0.0	
<b>Total PS</b>	<b>161,971</b>	<b>0.0</b>	<b>0</b>	<b>0.0</b>	<b>0</b>	<b>0.0</b>	<b>161,971</b>	<b>0.0</b>	<b>0</b>
480- Computer Equipment	57,062						57,062		
400- Professional Services	60,000						60,000		
320- Professional Development	9,000						9,000		
<b>Total EE</b>	<b>126,062</b>		<b>0</b>		<b>0</b>		<b>126,062</b>		<b>0</b>
Program Distributions							0		
<b>Total PSD</b>	<b>0</b>		<b>0</b>		<b>0</b>		<b>0</b>		<b>0</b>
Transfers									
<b>Total TRF</b>	<b>0</b>		<b>0</b>		<b>0</b>		<b>0</b>		<b>0</b>
<b>Grand Total</b>	<b>288,033</b>	<b>0.0</b>	<b>0</b>	<b>0.0</b>	<b>0</b>	<b>0.0</b>	<b>288,033</b>	<b>0.0</b>	<b>0</b>

**NEW DECISION ITEM**

RANK: \_\_\_\_\_ OF \_\_\_\_\_

Department Office of Administration	Budget Unit	30600C
Division Information Technology Services Division		
DI Name DED Project Tomorrow	DI# 1300031	HB Section 05.030

**6. PERFORMANCE MEASURES (If new decision item has an associated core, separately identify projected performance with & without additional funding.)**

**6a. Provide an activity measure(s) for the program.**

Improved number of applications reviewed and approved.

**6b. Provide a measure(s) of the program's quality.**

Improved customer satisfaction by lowering the barrier to learning and applying for DED's financial programs.

**6c. Provide a measure(s) of the program's impact.**

**6d. Provide a measure(s) of the program's efficiency.**

Reduction of the cycle time of internal processes due to increased efficiency.

**7. STRATEGIES TO ACHIEVE THE PERFORMANCE MEASUREMENT TARGETS:**

DED/BCS will work in cooperation with OA/ITSD to provide for an integrated solution incorporating more modern technological tools and critical upgrades to outdated ITSD systems, enhance the information sharing capabilities of program staff, help to ensure compliance with state and federal mandates, and provide more efficient customer service and return on investment to taxpayers. The systems will be easier to learn and allow the department to bring on staff with minimal training.

# DECISION ITEM DETAIL

Budget Unit	FY 2022	FY 2022	FY 2023	FY 2023	FY 2024	FY 2024	*****	*****
Decision Item	ACTUAL	ACTUAL	BUDGET	BUDGET	DEPT REQ	DEPT REQ	SECURED	SECURED
Budget Object Class	DOLLAR	FTE	DOLLAR	FTE	DOLLAR	FTE	COLUMN	COLUMN
<b>DED IT CONSOLIDATION</b>								
<b>ITSD DED Project Tomorrow - 1300031</b>								
APPLICATIONS DEVELOPER	0	0.00	0	0.00	101,156	0.00	0	0.00
QUALITY CONTROL TECHNICIAN	0	0.00	0	0.00	60,815	0.00	0	0.00
<b>TOTAL - PS</b>	<b>0</b>	<b>0.00</b>	<b>0</b>	<b>0.00</b>	<b>161,971</b>	<b>0.00</b>	<b>0</b>	<b>0.00</b>
PROFESSIONAL DEVELOPMENT	0	0.00	0	0.00	9,000	0.00	0	0.00
PROFESSIONAL SERVICES	0	0.00	0	0.00	60,000	0.00	0	0.00
COMPUTER EQUIPMENT	0	0.00	0	0.00	57,062	0.00	0	0.00
<b>TOTAL - EE</b>	<b>0</b>	<b>0.00</b>	<b>0</b>	<b>0.00</b>	<b>126,062</b>	<b>0.00</b>	<b>0</b>	<b>0.00</b>
<b>GRAND TOTAL</b>	<b>\$0</b>	<b>0.00</b>	<b>\$0</b>	<b>0.00</b>	<b>\$288,033</b>	<b>0.00</b>	<b>\$0</b>	<b>0.00</b>
<b>GENERAL REVENUE</b>	<b>\$0</b>	<b>0.00</b>	<b>\$0</b>	<b>0.00</b>	<b>\$288,033</b>	<b>0.00</b>		<b>0.00</b>
<b>FEDERAL FUNDS</b>	<b>\$0</b>	<b>0.00</b>	<b>\$0</b>	<b>0.00</b>	<b>\$0</b>	<b>0.00</b>		<b>0.00</b>
<b>OTHER FUNDS</b>	<b>\$0</b>	<b>0.00</b>	<b>\$0</b>	<b>0.00</b>	<b>\$0</b>	<b>0.00</b>		<b>0.00</b>

## CORE DECISION ITEM

<b>Department: Office of Administration</b> <b>Division: Information Technology Services Division (ITSD)</b> <b>Core: DCI IT Core</b>	<b>Budget Unit</b> <u>30598C</u>  <b>HB Section</b> <u>05.030</u>																																																																																										
<b>1. CORE FINANCIAL SUMMARY</b>																																																																																											
<table style="width: 100%; border-collapse: collapse;"> <thead> <tr> <th></th> <th colspan="4" style="text-align: center; border-bottom: 1px solid black;">FY 2024 Budget Request</th> </tr> <tr> <th></th> <th style="text-align: center; border-bottom: 1px solid black;">GR</th> <th style="text-align: center; border-bottom: 1px solid black;">Federal</th> <th style="text-align: center; border-bottom: 1px solid black;">Other</th> <th style="text-align: center; border-bottom: 1px solid black;">Total</th> </tr> </thead> <tbody> <tr> <td><b>PS</b></td> <td style="text-align: right;">1,091</td> <td style="text-align: right;">0</td> <td style="text-align: right;">1,246,072</td> <td style="text-align: right;">1,247,163</td> </tr> <tr> <td><b>EE</b></td> <td style="text-align: right;">920</td> <td style="text-align: right;">0</td> <td style="text-align: right;">1,567,683</td> <td style="text-align: right;">1,568,603</td> </tr> <tr> <td><b>PSD</b></td> <td style="text-align: right;">80</td> <td style="text-align: right;">0</td> <td style="text-align: right;">6</td> <td style="text-align: right;">86</td> </tr> <tr> <td><b>TRF</b></td> <td style="text-align: right;">0</td> <td style="text-align: right;">0</td> <td style="text-align: right;">0</td> <td style="text-align: right;">0</td> </tr> <tr> <td><b>Total</b></td> <td style="text-align: right; border-top: 1px solid black; border-bottom: 3px double black;">2,091</td> <td style="text-align: right; border-top: 1px solid black; border-bottom: 3px double black;">0</td> <td style="text-align: right; border-top: 1px solid black; border-bottom: 3px double black;">2,813,761</td> <td style="text-align: right; border-top: 1px solid black; border-bottom: 3px double black;">2,815,852</td> </tr> <tr> <td><b>FTE</b></td> <td style="text-align: right;">0.00</td> <td style="text-align: right;">0.00</td> <td style="text-align: right;">17.73</td> <td style="text-align: right;">17.73</td> </tr> </tbody> </table> <table style="width: 100%; border-collapse: collapse; margin-top: 5px;"> <tr> <td style="width: 10%;"><b>Est. Fringe</b></td> <td style="width: 15%; text-align: right;">398</td> <td style="width: 15%; text-align: right;">0</td> <td style="width: 25%; text-align: right;">730,907</td> <td style="width: 25%; text-align: right;">731,305</td> </tr> </table> <p style="font-size: small; margin-top: 5px;"><i>Note: Fringes budgeted in House Bill 5 except for certain fringes budgeted directly to MoDOT, Highway Patrol, and Conservation.</i></p>		FY 2024 Budget Request					GR	Federal	Other	Total	<b>PS</b>	1,091	0	1,246,072	1,247,163	<b>EE</b>	920	0	1,567,683	1,568,603	<b>PSD</b>	80	0	6	86	<b>TRF</b>	0	0	0	0	<b>Total</b>	2,091	0	2,813,761	2,815,852	<b>FTE</b>	0.00	0.00	17.73	17.73	<b>Est. Fringe</b>	398	0	730,907	731,305	<table style="width: 100%; border-collapse: collapse;"> <thead> <tr> <th></th> <th colspan="4" style="text-align: center; border-bottom: 1px solid black;">FY 2024 Governor's Recommendation</th> </tr> <tr> <th></th> <th style="text-align: center; border-bottom: 1px solid black;">GR</th> <th style="text-align: center; border-bottom: 1px solid black;">Federal</th> <th style="text-align: center; border-bottom: 1px solid black;">Other</th> <th style="text-align: center; border-bottom: 1px solid black;">Total</th> </tr> </thead> <tbody> <tr> <td><b>PS</b></td> <td style="text-align: right;">0</td> <td style="text-align: right;">0</td> <td style="text-align: right;">0</td> <td style="text-align: right;">0</td> </tr> <tr> <td><b>EE</b></td> <td style="text-align: right;">0</td> <td style="text-align: right;">0</td> <td style="text-align: right;">0</td> <td style="text-align: right;">0</td> </tr> <tr> <td><b>PSD</b></td> <td style="text-align: right;">0</td> <td style="text-align: right;">0</td> <td style="text-align: right;">0</td> <td style="text-align: right;">0</td> </tr> <tr> <td><b>TRF</b></td> <td style="text-align: right;">0</td> <td style="text-align: right;">0</td> <td style="text-align: right;">0</td> <td style="text-align: right;">0</td> </tr> <tr> <td><b>Total</b></td> <td style="text-align: right; border-top: 1px solid black; border-bottom: 3px double black;">0</td> <td style="text-align: right; border-top: 1px solid black; border-bottom: 3px double black;">0</td> <td style="text-align: right; border-top: 1px solid black; border-bottom: 3px double black;">0</td> <td style="text-align: right; border-top: 1px solid black; border-bottom: 3px double black;">0</td> </tr> <tr> <td><b>FTE</b></td> <td style="text-align: right;">0.00</td> <td style="text-align: right;">0.00</td> <td style="text-align: right;">0.00</td> <td style="text-align: right;">0.00</td> </tr> </tbody> </table> <table style="width: 100%; border-collapse: collapse; margin-top: 5px;"> <tr> <td style="width: 10%;"><b>Est. Fringe</b></td> <td style="width: 15%; text-align: right;">0</td> <td style="width: 15%; text-align: right;">0</td> <td style="width: 25%; text-align: right;">0</td> <td style="width: 25%; text-align: right;">0</td> </tr> </table> <p style="font-size: small; margin-top: 5px;"><i>Note: Fringes budgeted in House Bill 5 except for certain fringes budgeted directly to MoDOT, Highway Patrol, and Conservation.</i></p>		FY 2024 Governor's Recommendation					GR	Federal	Other	Total	<b>PS</b>	0	0	0	0	<b>EE</b>	0	0	0	0	<b>PSD</b>	0	0	0	0	<b>TRF</b>	0	0	0	0	<b>Total</b>	0	0	0	0	<b>FTE</b>	0.00	0.00	0.00	0.00	<b>Est. Fringe</b>	0	0	0	0
	FY 2024 Budget Request																																																																																										
	GR	Federal	Other	Total																																																																																							
<b>PS</b>	1,091	0	1,246,072	1,247,163																																																																																							
<b>EE</b>	920	0	1,567,683	1,568,603																																																																																							
<b>PSD</b>	80	0	6	86																																																																																							
<b>TRF</b>	0	0	0	0																																																																																							
<b>Total</b>	2,091	0	2,813,761	2,815,852																																																																																							
<b>FTE</b>	0.00	0.00	17.73	17.73																																																																																							
<b>Est. Fringe</b>	398	0	730,907	731,305																																																																																							
	FY 2024 Governor's Recommendation																																																																																										
	GR	Federal	Other	Total																																																																																							
<b>PS</b>	0	0	0	0																																																																																							
<b>EE</b>	0	0	0	0																																																																																							
<b>PSD</b>	0	0	0	0																																																																																							
<b>TRF</b>	0	0	0	0																																																																																							
<b>Total</b>	0	0	0	0																																																																																							
<b>FTE</b>	0.00	0.00	0.00	0.00																																																																																							
<b>Est. Fringe</b>	0	0	0	0																																																																																							
Other Funds:    See Decision Item Summary on Following Pages	Other Funds:																																																																																										
<b>2. CORE DESCRIPTION</b>																																																																																											
<p>This core request is for funding for all IT expenditures specific to the Department of Commerce and Insurance (DCI), including new IT hardware and software, hardware maintenance, annual software licensing, State Data Center and telecommunications/network charges, and application development.</p>																																																																																											
<b>3. PROGRAM LISTING (list programs included in this core funding)</b>																																																																																											
<p>ITSD-DCI</p>																																																																																											

## CORE DECISION ITEM

**Department: Office of Administration**  
**Division: Information Technology Services Division (ITSD)**  
**Core: DCI IT Core**

**Budget Unit** 30598C

**HB Section** 05.030

### 4. FINANCIAL HISTORY

	<b>FY 2020 Actual</b>	<b>FY 2021 Actual</b>	<b>FY 2022 Actual</b>	<b>FY 2023 Current Yr.</b>
Appropriation (All Funds)	2,708,413	2,740,415	5,448,828.00	2,815,852.00
Less Reverted (All Funds)	0	(60.00)	(61.00)	(63.00)
Less Restricted (All Funds)*	0	0	0	0
Budget Authority (All Funds)	2,708,413	2,740,355	5,448,767	2,815,789
Actual Expenditures (All Funds)	1,936,567	1,711,604	\$ 1,941,529.00	N/A
Unexpended (All Funds)	771,846	1,028,751	3,507,238	N/A
Unexpended, by Fund:				
General Revenue	0	197	671.00	N/A
Federal	0	0	-	N/A
Other	771,846	1,028,554	810,609.00	N/A

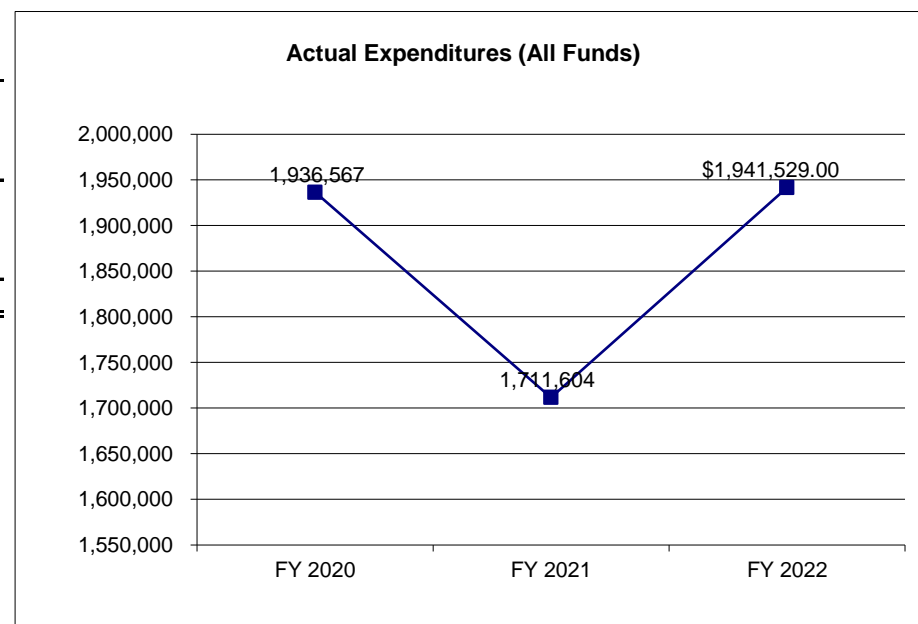
\*Current Year restricted amount is as of \_\_\_\_\_.

Reverted includes the statutory three percent reserve amount (when applicable).

Restricted includes any Governor's expenditure restrictions which remained at the end of the fiscal year (when applicable).

#### NOTES:

Actual appropriation is the budget authority amount after all required flexibility transactions were processed. Flexibility is used to help manage priorities for all consolidated agencies as IT needs for each agency can change very rapidly throughout the year FY19 and FY20. Financial history also combines expenditures from budget unit 30597C which is now combined with this section beginning FY2021.



**CORE RECONCILIATION DETAIL**

STATE  
DCI IT CONSOLIDATION

**5. CORE RECONCILIATION DETAIL**

	<b>Budget Class</b>	<b>FTE</b>	<b>GR</b>	<b>Federal</b>	<b>Other</b>	<b>Total</b>	<b>Explanation</b>
<b>TAFP AFTER VETOES</b>							
	PS	17.73	1,091	0	1,246,072	1,247,163	
	EE	0.00	920	0	1,567,683	1,568,603	
	PD	0.00	80	0	6	86	
	<b>Total</b>	<b>17.73</b>	<b>2,091</b>	<b>0</b>	<b>2,813,761</b>	<b>2,815,852</b>	
<b>DEPARTMENT CORE REQUEST</b>							
	PS	17.73	1,091	0	1,246,072	1,247,163	
	EE	0.00	920	0	1,567,683	1,568,603	
	PD	0.00	80	0	6	86	
	<b>Total</b>	<b>17.73</b>	<b>2,091</b>	<b>0</b>	<b>2,813,761</b>	<b>2,815,852</b>	
<b>GOVERNOR'S RECOMMENDED CORE</b>							
	PS	17.73	1,091	0	1,246,072	1,247,163	
	EE	0.00	920	0	1,567,683	1,568,603	
	PD	0.00	80	0	6	86	
	<b>Total</b>	<b>17.73</b>	<b>2,091</b>	<b>0</b>	<b>2,813,761</b>	<b>2,815,852</b>	

## DECISION ITEM SUMMARY

Budget Unit								
Decision Item	FY 2022	FY 2022	FY 2023	FY 2023	FY 2024	FY 2024	*****	*****
Budget Object Summary	ACTUAL	ACTUAL	BUDGET	BUDGET	DEPT REQ	DEPT REQ	SECURED	SECURED
Fund	DOLLAR	FTE	DOLLAR	FTE	DOLLAR	FTE	COLUMN	COLUMN
<b>DCI IT CONSOLIDATION</b>								
<b>CORE</b>								
PERSONAL SERVICES								
GENERAL REVENUE	1,626	0.03	1,091	0.00	1,091	0.00	0	0.00
DCI ADMINISTRATIVE	4,494	0.07	116,720	0.23	116,720	0.23	0	0.00
DIVISION OF FINANCE	11,875	0.18	66,353	1.00	66,353	1.00	0	0.00
INSURANCE DEDICATED FUND	249,095	4.59	606,782	11.50	606,782	11.50	0	0.00
PROFESSIONAL REGISTRATION FEES	461,049	8.05	456,217	5.00	456,217	5.00	0	0.00
TOTAL - PS	728,139	12.92	1,247,163	17.73	1,247,163	17.73	0	0.00
EXPENSE & EQUIPMENT								
GENERAL REVENUE	2,846	0.00	920	0.00	920	0.00	0	0.00
DCI ADMINISTRATIVE	11,091	0.00	26,835	0.00	26,835	0.00	0	0.00
DIVISION OF CREDIT UNIONS	19,705	0.00	12,103	0.00	12,103	0.00	0	0.00
DIVISION OF FINANCE	141,591	0.00	171,042	0.00	171,042	0.00	0	0.00
INSURANCE EXAMINERS FUND	44,159	0.00	121,327	0.00	121,327	0.00	0	0.00
INSURANCE DEDICATED FUND	404,417	0.00	401,042	0.00	401,042	0.00	0	0.00
PROFESSIONAL REGISTRATION FEES	586,648	0.00	835,334	0.00	835,334	0.00	0	0.00
TOTAL - EE	1,210,457	0.00	1,568,603	0.00	1,568,603	0.00	0	0.00
PROGRAM-SPECIFIC								
GENERAL REVENUE	80	0.00	80	0.00	80	0.00	0	0.00
DCI ADMINISTRATIVE	9	0.00	1	0.00	1	0.00	0	0.00
DIVISION OF CREDIT UNIONS	56	0.00	1	0.00	1	0.00	0	0.00
DIVISION OF FINANCE	382	0.00	1	0.00	1	0.00	0	0.00
INSURANCE EXAMINERS FUND	215	0.00	1	0.00	1	0.00	0	0.00
INSURANCE DEDICATED FUND	712	0.00	1	0.00	1	0.00	0	0.00
PROFESSIONAL REGISTRATION FEES	1,479	0.00	1	0.00	1	0.00	0	0.00
TOTAL - PD	2,933	0.00	86	0.00	86	0.00	0	0.00
<b>TOTAL</b>	<b>1,941,529</b>	<b>12.92</b>	<b>2,815,852</b>	<b>17.73</b>	<b>2,815,852</b>	<b>17.73</b>	<b>0</b>	<b>0.00</b>

9/23/22 13:57

im\_disummary

## DECISION ITEM SUMMARY

Budget Unit								
Decision Item	FY 2022	FY 2022	FY 2023	FY 2023	FY 2024	FY 2024	*****	*****
Budget Object Summary	ACTUAL	ACTUAL	BUDGET	BUDGET	DEPT REQ	DEPT REQ	SECURED	SECURED
Fund	DOLLAR	FTE	DOLLAR	FTE	DOLLAR	FTE	COLUMN	COLUMN
<b>DCI IT CONSOLIDATION</b>								
<b>DCI OPC Additional Authority - 1300028</b>								
EXPENSE & EQUIPMENT								
GENERAL REVENUE	0	0.00	0	0.00	35,000	0.00	0	0.00
TOTAL - EE	0	0.00	0	0.00	35,000	0.00	0	0.00
<b>TOTAL</b>	<b>0</b>	<b>0.00</b>	<b>0</b>	<b>0.00</b>	<b>35,000</b>	<b>0.00</b>	<b>0</b>	<b>0.00</b>
<b>GRAND TOTAL</b>	<b>\$1,941,529</b>	<b>12.92</b>	<b>\$2,815,852</b>	<b>17.73</b>	<b>\$2,850,852</b>	<b>17.73</b>	<b>\$0</b>	<b>0.00</b>

9/23/22 13:57

im\_disummary



# DECISION ITEM DETAIL

Budget Unit	FY 2022	FY 2022	FY 2023	FY 2023	FY 2024	FY 2024	*****	*****
Decision Item	ACTUAL	ACTUAL	BUDGET	BUDGET	DEPT REQ	DEPT REQ	SECURED	SECURED
Budget Object Class	DOLLAR	FTE	DOLLAR	FTE	DOLLAR	FTE	COLUMN	COLUMN
<b>DCI IT CONSOLIDATION</b>								
<b>CORE</b>								
INFORMATION TECHNOLOGY SPEC I	0	0.00	4	0.00	4	0.00	0	0.00
DATA PROCESSOR TECHNICAL	2,213	0.07	0	0.00	0	0.00	0	0.00
DATA PROCESSING MANAGER	25,354	0.31	61,630	0.60	61,630	0.60	0	0.00
ASSOC APPLICATIONS DEVELOPER	86,537	1.79	364,134	5.90	364,134	5.90	0	0.00
APPLICATIONS DEVELOPER	189,752	3.29	228,491	3.00	228,491	3.00	0	0.00
SENIOR APPLICATIONS DEVELOPER	62,289	0.91	133,118	1.00	133,118	1.00	0	0.00
APPLICATIONS DEVELOPMENT SPEC	0	0.00	25,840	0.25	25,840	0.25	0	0.00
APPLICATIONS DEVELOPMENT MGR	18,046	0.24	27,433	0.00	27,433	0.00	0	0.00
GEOGRAPHIC INFO SYSTEMS SPEC	80	0.00	0	0.00	0	0.00	0	0.00
DIR STRATEGY & PLANNING LVL 1	13,621	0.23	0	0.00	0	0.00	0	0.00
BUSINESS ANALYST	108,013	1.95	104,913	1.00	104,913	1.00	0	0.00
SENIOR BUSINESS ANALYST	3,492	0.06	12,194	0.00	12,194	0.00	0	0.00
PROJECT MANAGER	56,098	0.98	132,330	2.23	132,330	2.23	0	0.00
SENIOR PROJECT MANAGER	0	0.00	1	0.00	1	0.00	0	0.00
PROJECT MANAGER DIRECTOR	32	0.00	0	0.00	0	0.00	0	0.00
NETWORK INFRASTRUCTURE SPEC	1,539	0.02	0	0.00	0	0.00	0	0.00
NETWORK INFRASTRUCTURE SPV	1,392	0.02	0	0.00	0	0.00	0	0.00
QUALITY CONTROL COORDINATOR	11,136	0.18	0	0.00	0	0.00	0	0.00
SYSTEMS ADMINISTRATION TECH	16,720	0.43	156,601	3.75	156,601	3.75	0	0.00
SYSTEMS ADMINISTRATION SPEC	6,737	0.12	0	0.00	0	0.00	0	0.00
SR SYSTEMS ADMINISTRATION SPEC	151	0.00	0	0.00	0	0.00	0	0.00
SYSTEMS ADMINISTRATOR	155	0.00	0	0.00	0	0.00	0	0.00
CLIENT SUPPORT TECH-TIER 2	95,879	1.90	422	0.00	422	0.00	0	0.00
SENIOR CLIENT SUPPORT TECH	1,048	0.01	52	0.00	52	0.00	0	0.00
CLIENT SUPPORT SUPERVISOR	7,680	0.14	0	0.00	0	0.00	0	0.00
CLIENT SUPPORT MANAGER	20,175	0.27	0	0.00	0	0.00	0	0.00
<b>TOTAL - PS</b>	<b>728,139</b>	<b>12.92</b>	<b>1,247,163</b>	<b>17.73</b>	<b>1,247,163</b>	<b>17.73</b>	<b>0</b>	<b>0.00</b>
TRAVEL, IN-STATE	117	0.00	6	0.00	7	0.00	0	0.00
SUPPLIES	264	0.00	16,903	0.00	16,903	0.00	0	0.00
PROFESSIONAL DEVELOPMENT	187	0.00	10,502	0.00	10,503	0.00	0	0.00
COMMUNICATION SERV & SUPP	116,424	0.00	80,062	0.00	80,062	0.00	0	0.00
PROFESSIONAL SERVICES	390,845	0.00	172,916	0.00	172,916	0.00	0	0.00

# DECISION ITEM DETAIL

Budget Unit	FY 2022	FY 2022	FY 2023	FY 2023	FY 2024	FY 2024	*****	*****
Decision Item	ACTUAL	ACTUAL	BUDGET	BUDGET	DEPT REQ	DEPT REQ	SECURED	SECURED
Budget Object Class	DOLLAR	FTE	DOLLAR	FTE	DOLLAR	FTE	COLUMN	COLUMN
<b>DCI IT CONSOLIDATION</b>								
<b>CORE</b>								
M&R SERVICES	341,219	0.00	679,060	0.00	679,060	0.00	0	0.00
COMPUTER EQUIPMENT	355,783	0.00	584,496	0.00	584,494	0.00	0	0.00
OFFICE EQUIPMENT	0	0.00	1,403	0.00	1,403	0.00	0	0.00
OTHER EQUIPMENT	5,618	0.00	255	0.00	255	0.00	0	0.00
EQUIPMENT RENTALS & LEASES	0	0.00	23,000	0.00	23,000	0.00	0	0.00
<b>TOTAL - EE</b>	<b>1,210,457</b>	<b>0.00</b>	<b>1,568,603</b>	<b>0.00</b>	<b>1,568,603</b>	<b>0.00</b>	<b>0</b>	<b>0.00</b>
DEBT SERVICE	2,933	0.00	86	0.00	86	0.00	0	0.00
<b>TOTAL - PD</b>	<b>2,933</b>	<b>0.00</b>	<b>86</b>	<b>0.00</b>	<b>86</b>	<b>0.00</b>	<b>0</b>	<b>0.00</b>
<b>GRAND TOTAL</b>	<b>\$1,941,529</b>	<b>12.92</b>	<b>\$2,815,852</b>	<b>17.73</b>	<b>\$2,815,852</b>	<b>17.73</b>	<b>\$0</b>	<b>0.00</b>
<b>GENERAL REVENUE</b>	<b>\$4,552</b>	<b>0.03</b>	<b>\$2,091</b>	<b>0.00</b>	<b>\$2,091</b>	<b>0.00</b>		<b>0.00</b>
<b>FEDERAL FUNDS</b>	<b>\$0</b>	<b>0.00</b>	<b>\$0</b>	<b>0.00</b>	<b>\$0</b>	<b>0.00</b>		<b>0.00</b>
<b>OTHER FUNDS</b>	<b>\$1,936,977</b>	<b>12.89</b>	<b>\$2,813,761</b>	<b>17.73</b>	<b>\$2,813,761</b>	<b>17.73</b>		<b>0.00</b>

## NEW DECISION ITEM

RANK: \_\_\_\_\_ OF \_\_\_\_\_

Department: Office of Administration	Budget Unit 30598C
Division: Information Technology Services Division (ITSD)	
DI Name DCI OPC Additional Authority	HB Section 05.030
DI# 1300028	

## 1. AMOUNT OF REQUEST

	FY 2024 Budget Request			
	GR	Federal	Other	Total
PS	0	0	0	0
EE	35,000	0	0	35,000
PSD	0	0	0	0
TRF	0	0	0	0
Total	35,000	0	0	35,000
FTE	0.00	0.00	0.00	0.00

Est. Fringe	0	0	0	0
-------------	---	---	---	---

Note: Fringes budgeted in House Bill 5 except for certain fringes budgeted directly to MoDOT, Highway Patrol, and Conservation.

Other Funds:

Non-Counts:

	FY 2024 Governor's Recommendation			
	GR	Federal	Other	Total
PS	0	0	0	0
EE	0	0	0	0
PSD	0	0	0	0
TRF	0	0	0	0
Total	0	0	0	0
FTE	0.00	0.00	0.00	0.00

Est. Fringe	0	0	0	0
-------------	---	---	---	---

Note: Fringes budgeted in House Bill 5 except for certain fringes budgeted directly to MoDOT, Highway Patrol, and Conservation.

Other Funds:

Non-Counts:

## 2. THIS REQUEST CAN BE CATEGORIZED AS:

<input type="checkbox"/> New Legislation	<input type="checkbox"/> New Program	<input type="checkbox"/> Fund Switch
<input type="checkbox"/> Federal Mandate	<input type="checkbox"/> Program Expansion	<input checked="" type="checkbox"/> Cost to Continue
<input type="checkbox"/> GR Pick-Up	<input type="checkbox"/> Space Request	<input type="checkbox"/> Equipment Replacement
<input type="checkbox"/> Pay Plan	<input type="checkbox"/> Other: _____	

## 3. WHY IS THIS FUNDING NEEDED? PROVIDE AN EXPLANATION FOR ITEMS CHECKED IN #2. INCLUDE THE FEDERAL OR STATE STATUTORY OR CONSTITUTIONAL AUTHORIZATION FOR THIS PROGRAM.

In 2019, Executive Order 19-02 moved Office of Public Counsel from Department of Economic Development to the Department of Commerce and Insurance. OPC was added to DCI's budget in FY20 with a very limited appropriation authority in GR. Fund spend analysis over the past three years indicates an increase is needed to meet OPC's ongoing costs including equipment, software, software renewals, State Data Center Bills and Telecommunication Bills. It has also been noted that Public Service Commission is implementing a software called PowerPlan. To increase efficiencies at OPC, they will utilize one of PSC's licenses. This will add cost to OPC's ongoing maintenance of around 25,000.

**NEW DECISION ITEM**

RANK: \_\_\_\_\_ OF \_\_\_\_\_

Department: Office of Administration		Budget Unit	30598C
Division: Information Technology Services Division (ITSD)			
DI Name DCI OPC Additional Authority	DI# 1300028	HB Section	05.030

**4. DESCRIBE THE DETAILED ASSUMPTIONS USED TO DERIVE THE SPECIFIC REQUESTED AMOUNT. (How did you determine that the requested number of FTE were appropriate? From what source or standard did you derive the requested levels of funding? Were alternatives such as outsourcing or automation considered? If based on new legislation, does request tie to TAFP fiscal note? If not, explain why. Detail which portions of the request are one-times and how those amounts were calculated.)**

FY23 original budget appropriation was \$1,000 . Planned budget is around \$30,000, which includes monthly SDC bills, Telecom bills, computer equipment, software renewals and desktop software purchases.

There is no change to FTE. This is an EE increase only. Outsourcing is not an option as the funds will cover equipment and software as well as State Data Center and Telecommunication bills. This will be ongoing funding.

**5. BREAK DOWN THE REQUEST BY BUDGET OBJECT CLASS, JOB CLASS, AND FUND SOURCE. IDENTIFY ONE-TIME COSTS.**

Budget Object Class/Job Class	Dept Req GR DOLLARS	Dept Req GR FTE	Dept Req FED DOLLARS	Dept Req FED FTE	Dept Req OTHER DOLLARS	Dept Req OTHER FTE	Dept Req TOTAL DOLLARS	Dept Req TOTAL FTE	Dept Req One-Time DOLLARS
							0		
							0	0.0	
<b>Total PS</b>	<b>0</b>	<b>0.0</b>	<b>0</b>	<b>0.0</b>	<b>0</b>	<b>0.0</b>	<b>0</b>	<b>0.0</b>	<b>0</b>
480- Computer Equipment	5,498						5,498		
340- Communication Services & Supplies	1,502						1,502		
430- M&R Services	28,000						28,000		
<b>Total EE</b>	<b>35,000</b>		<b>0</b>		<b>0</b>		<b>35,000</b>		<b>0</b>
Program Distributions							0		
<b>Total PSD</b>	<b>0</b>		<b>0</b>		<b>0</b>		<b>0</b>		<b>0</b>
Transfers							0		
<b>Total TRF</b>	<b>0</b>		<b>0</b>		<b>0</b>		<b>0</b>		<b>0</b>
<b>Grand Total</b>	<b>35,000</b>	<b>0.0</b>	<b>0</b>	<b>0.0</b>	<b>0</b>	<b>0.0</b>	<b>35,000</b>	<b>0.0</b>	<b>0</b>

# DECISION ITEM DETAIL

Budget Unit	FY 2022	FY 2022	FY 2023	FY 2023	FY 2024	FY 2024	*****	*****
Decision Item	ACTUAL	ACTUAL	BUDGET	BUDGET	DEPT REQ	DEPT REQ	SECURED	SECURED
Budget Object Class	DOLLAR	FTE	DOLLAR	FTE	DOLLAR	FTE	COLUMN	COLUMN
<b>DCI IT CONSOLIDATION</b>								
<b>DCI OPC Additional Authority - 1300028</b>								
COMMUNICATION SERV & SUPP	0	0.00	0	0.00	1,502	0.00	0	0.00
M&R SERVICES	0	0.00	0	0.00	28,000	0.00	0	0.00
COMPUTER EQUIPMENT	0	0.00	0	0.00	5,498	0.00	0	0.00
<b>TOTAL - EE</b>	<b>0</b>	<b>0.00</b>	<b>0</b>	<b>0.00</b>	<b>35,000</b>	<b>0.00</b>	<b>0</b>	<b>0.00</b>
<b>GRAND TOTAL</b>	<b>\$0</b>	<b>0.00</b>	<b>\$0</b>	<b>0.00</b>	<b>\$35,000</b>	<b>0.00</b>	<b>\$0</b>	<b>0.00</b>
<b>GENERAL REVENUE</b>	<b>\$0</b>	<b>0.00</b>	<b>\$0</b>	<b>0.00</b>	<b>\$35,000</b>	<b>0.00</b>		<b>0.00</b>
<b>FEDERAL FUNDS</b>	<b>\$0</b>	<b>0.00</b>	<b>\$0</b>	<b>0.00</b>	<b>\$0</b>	<b>0.00</b>		<b>0.00</b>
<b>OTHER FUNDS</b>	<b>\$0</b>	<b>0.00</b>	<b>\$0</b>	<b>0.00</b>	<b>\$0</b>	<b>0.00</b>		<b>0.00</b>

## CORE DECISION ITEM

<b>Department: Office of Administration</b>	<b>Budget Unit</b> 30596C
<b>Division: Information Technology Services Division (ITSD)</b>	
<b>Core: DOLIR IT Core</b>	<b>HB Section</b> 05.030

### 1. CORE FINANCIAL SUMMARY

	FY 2024 Budget Request			
	GR	Federal	Other	Total
PS	1	3,565,103	357,306	3,922,410
EE	35,708	11,860,984	40,088,767	51,985,459
PSD	1	2	1	4
TRF	0	0	0	0
<b>Total</b>	<b>35,710</b>	<b>15,426,089</b>	<b>40,446,074</b>	<b>55,907,873</b>
<b>FTE</b>	<b>0.00</b>	<b>73.25</b>	<b>0.00</b>	<b>73.25</b>

<b>Est. Fringe</b>	0	2,442,224	130,345	2,572,570
<i>Note: Fringes budgeted in House Bill 5 except for certain fringes budgeted directly to MoDOT, Highway Patrol, and Conservation.</i>				

Other Funds: See Decision Item Summary on Following Pages

	FY 2024 Governor's Recommendation			
	GR	Federal	Other	Total
PS	0	0	0	0
EE	0	0	0	0
PSD	0	0	0	0
TRF	0	0	0	0
<b>Total</b>	<b>0</b>	<b>0</b>	<b>0</b>	<b>0</b>
<b>FTE</b>	<b>0.00</b>	<b>0.00</b>	<b>0.00</b>	<b>0.00</b>

<b>Est. Fringe</b>	0	0	0	0
<i>Note: Fringes budgeted in House Bill 5 except for certain fringes budgeted directly to MoDOT, Highway Patrol, and Conservation.</i>				

Other Funds:

### 2. CORE DESCRIPTION

This core request is for funding for all IT expenditures specific to the Department of Labor and Industrial Relations (DOLIR), including new IT hardware and software, hardware maintenance, annual software licensing, State Data Center and telecommunications/network charges, and application development.

### 3. PROGRAM LISTING (list programs included in this core funding)

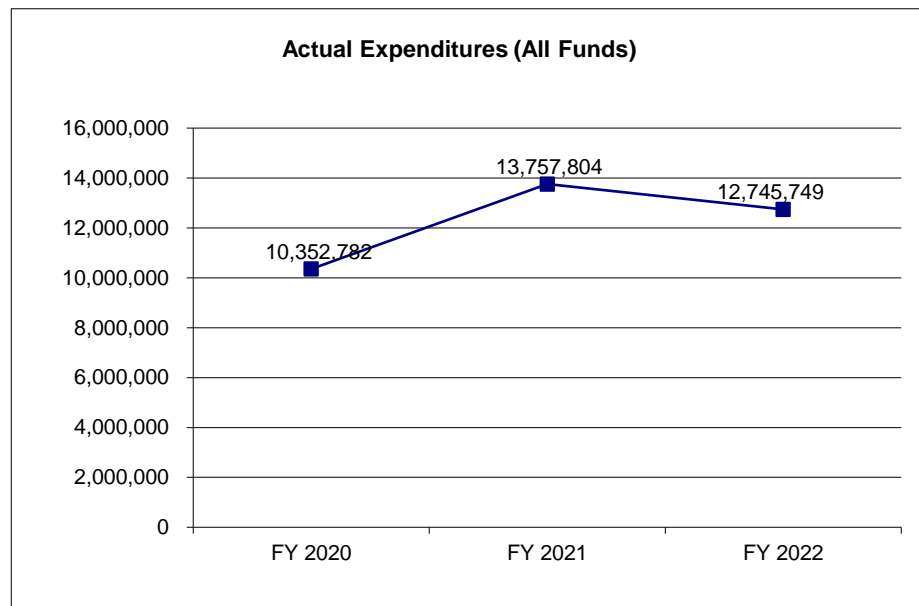
ITSD-DOLIR

## CORE DECISION ITEM

<b>Department: Office of Administration</b>	<b>Budget Unit</b> <u>30596C</u>
<b>Division: Information Technology Services Division (ITSD)</b>	
<b>Core: DOLIR IT Core</b>	<b>HB Section</b> <u>05.030</u>

### 4. FINANCIAL HISTORY

	<b>FY 2020 Actual</b>	<b>FY 2021 Actual</b>	<b>FY 2022 Actual</b>	<b>FY 2023 Current Yr.</b>
Appropriation (All Funds)	50,808,162	56,724,723	58,651,090	58,413,941
Less Reverted (All Funds)	(433)	(733)	(1,071)	(1,071)
Less Restricted (All Funds)*		0	0	0
Budget Authority (All Funds)	50,807,729	56,723,990	58,650,019	58,412,870
Actual Expenditures (All Funds)	10,352,782	13,757,804	12,745,749	N/A
Unexpended (All Funds)	40,454,947	42,966,186	45,904,270	N/A
Unexpended, by Fund:				
General Revenue	16,619	5,605	5,797	N/A
Federal	2,747,303	6,070,906	8,554,286	N/A
Other	37,691,025	36,889,675	37,344,187	N/A



\*Current Year restricted amount is as of \_\_\_\_\_.

Reverted includes the statutory three percent reserve amount (when applicable).

Restricted includes any Governor's expenditure restrictions which remained at the end of the fiscal year (when applicable).

#### NOTES:

Actual appropriation is the budget authority amount after all required flexibility transactions were processed. Flexibility is used to help manage priorities for all consolidated agencies as IT needs for each agency can change very rapidly throughout the year FY19 and FY20. Financial history also combines expenditures from budget unit 30594C which is now combined with this section beginning FY2021.

## CORE RECONCILIATION DETAIL

STATE  
DOLIR IT CONSOLIDATION

### 5. CORE RECONCILIATION DETAIL

				Budget Class	FTE	GR	Federal	Other	Total	Explanation
<b>TAFP AFTER VETOES</b>										
				PS	73.25	1	5,598,379	357,306	5,955,686	
				EE	0.00	35,708	12,333,776	40,088,767	52,458,251	
				PD	0.00	1	2	1	4	
				<b>Total</b>	<b>73.25</b>	<b>35,710</b>	<b>17,932,157</b>	<b>40,446,074</b>	<b>58,413,941</b>	
<b>DEPARTMENT CORE ADJUSTMENTS</b>										
1x Expenditures	40	9131	PS		0.00	0	(633,276)	0	(633,276)	Reduction of 1X expenditures included in the ITSD-DOLIR ARPA Fund Authority NDI.
1x Expenditures	40	9162	EE		0.00	0	(1,872,792)	0	(1,872,792)	Reduction of 1X expenditures included in the ITSD-DOLIR ARPA Fund Authority NDI.
Core Reallocation	1651	1987	PS		0.00	0	(1,000,000)	0	(1,000,000)	Core reallocation to better align budget with planned spending.
Core Reallocation	1651	3838	PS		0.00	0	(400,000)	0	(400,000)	Core reallocation to better align budget with planned spending.
Core Reallocation	1651	3839	EE		0.00	0	1,400,000	0	1,400,000	Core reallocation to better align budget with planned spending.
<b>NET DEPARTMENT CHANGES</b>					<b>0.00</b>	<b>0</b>	<b>(2,506,068)</b>	<b>0</b>	<b>(2,506,068)</b>	
<b>DEPARTMENT CORE REQUEST</b>										
				PS	73.25	1	3,565,103	357,306	3,922,410	
				EE	0.00	35,708	11,860,984	40,088,767	51,985,459	
				PD	0.00	1	2	1	4	
				<b>Total</b>	<b>73.25</b>	<b>35,710</b>	<b>15,426,089</b>	<b>40,446,074</b>	<b>55,907,873</b>	



---

**CORE RECONCILIATION DETAIL**

---

**STATE****DOLIR IT CONSOLIDATION**

---

**5. CORE RECONCILIATION DETAIL**

---

	<b>Budget Class</b>	<b>FTE</b>	<b>GR</b>	<b>Federal</b>	<b>Other</b>	<b>Total</b>	<b>Explanation</b>
<b>GOVERNOR'S RECOMMENDED CORE</b>							
	PS	73.25	1	3,565,103	357,306	3,922,410	
	EE	0.00	35,708	11,860,984	40,088,767	51,985,459	
	PD	0.00	1	2	1	4	
	<b>Total</b>	<b>73.25</b>	<b>35,710</b>	<b>15,426,089</b>	<b>40,446,074</b>	<b>55,907,873</b>	

## DECISION ITEM SUMMARY

Budget Unit								
Decision Item	FY 2022	FY 2022	FY 2023	FY 2023	FY 2024	FY 2024	*****	*****
Budget Object Summary	ACTUAL	ACTUAL	BUDGET	BUDGET	DEPT REQ	DEPT REQ	SECURED	SECURED
Fund	DOLLAR	FTE	DOLLAR	FTE	DOLLAR	FTE	COLUMN	COLUMN
<b>DOLIR IT CONSOLIDATION</b>								
<b>CORE</b>								
PERSONAL SERVICES								
GENERAL REVENUE	0	0.00	1	0.00	1	0.00	0	0.00
DEPT OF LABOR RELATIONS ADMIN	2,271,462	37.96	4,310,754	73.25	3,310,754	73.25	0	0.00
OA INFORMATION TECH FED& OTHER	0	0.00	619,518	0.00	219,518	0.00	0	0.00
DOLIR FEDERAL STIM 2021 FUND	0	0.00	668,107	0.00	34,831	0.00	0	0.00
WORKERS COMPENSATION	267,373	4.15	333,534	0.00	333,534	0.00	0	0.00
UNEMPLOYMENT AUTOMATION	0	0.00	23,772	0.00	23,772	0.00	0	0.00
TOTAL - PS	2,538,835	42.11	5,955,686	73.25	3,922,410	73.25	0	0.00
EXPENSE & EQUIPMENT								
GENERAL REVENUE	28,629	0.00	35,708	0.00	35,708	0.00	0	0.00
DEPT OF LABOR RELATIONS ADMIN	554,372	0.00	556,375	0.00	556,375	0.00	0	0.00
OA INFORMATION TECH FED& OTHER	6,794,188	0.00	3,196,908	0.00	4,596,908	0.00	0	0.00
DIV OF LABOR STANDARDS FEDERAL	0	0.00	7,701	0.00	7,701	0.00	0	0.00
DOLIR FEDERAL STIMULUS	0	0.00	6,700,000	0.00	6,700,000	0.00	0	0.00
DOLIR FEDERAL STIM 2021 FUND	0	0.00	1,872,792	0.00	0	0.00	0	0.00
WORKERS COMPENSATION	2,799,750	0.00	28,117,959	0.00	28,117,959	0.00	0	0.00
CHILD LABOR ENFORCEMENT	15	0.00	14,994	0.00	14,994	0.00	0	0.00
SPECIAL EMPLOYMENT SECURITY	12,161	0.00	3,137,498	0.00	3,137,498	0.00	0	0.00
UNEMPLOYMENT AUTOMATION	0	0.00	8,818,316	0.00	8,818,316	0.00	0	0.00
TOTAL - EE	10,189,115	0.00	52,458,251	0.00	51,985,459	0.00	0	0.00
PROGRAM-SPECIFIC								
GENERAL REVENUE	198	0.00	1	0.00	1	0.00	0	0.00
DEPT OF LABOR RELATIONS ADMIN	381	0.00	1	0.00	1	0.00	0	0.00
OA INFORMATION TECH FED& OTHER	16,579	0.00	1	0.00	1	0.00	0	0.00
WORKERS COMPENSATION	641	0.00	1	0.00	1	0.00	0	0.00
TOTAL - PD	17,799	0.00	4	0.00	4	0.00	0	0.00
<b>TOTAL</b>	<b>12,745,749</b>	<b>42.11</b>	<b>58,413,941</b>	<b>73.25</b>	<b>55,907,873</b>	<b>73.25</b>	<b>0</b>	<b>0.00</b>
<b>DOLIR-ITSD ARPA Fund Authority - 1300026</b>								
PERSONAL SERVICES								
DOLIR FEDERAL STIM 2021 FUND	0	0.00	0	0.00	633,276	0.00	0	0.00
TOTAL - PS	0	0.00	0	0.00	633,276	0.00	0	0.00

9/23/22 13:57

im\_disummary

## DECISION ITEM SUMMARY

Budget Unit								
Decision Item	FY 2022	FY 2022	FY 2023	FY 2023	FY 2024	FY 2024	*****	*****
Budget Object Summary	ACTUAL	ACTUAL	BUDGET	BUDGET	DEPT REQ	DEPT REQ	SECURED	SECURED
Fund	DOLLAR	FTE	DOLLAR	FTE	DOLLAR	FTE	COLUMN	COLUMN
<b>DOLIR IT CONSOLIDATION</b>								
<b>DOLIR-ITSD ARPA Fund Authority - 1300026</b>								
EXPENSE & EQUIPMENT								
DOLIR FEDERAL STIM 2021 FUND	0	0.00	0	0.00	1,872,792	0.00	0	0.00
TOTAL - EE	0	0.00	0	0.00	1,872,792	0.00	0	0.00
<b>TOTAL</b>	<b>0</b>	<b>0.00</b>	<b>0</b>	<b>0.00</b>	<b>2,506,068</b>	<b>0.00</b>	<b>0</b>	<b>0.00</b>
<b>GRAND TOTAL</b>	<b>\$12,745,749</b>	<b>42.11</b>	<b>\$58,413,941</b>	<b>73.25</b>	<b>\$58,413,941</b>	<b>73.25</b>	<b>\$0</b>	<b>0.00</b>

9/23/22 13:57

im\_disummary

# DECISION ITEM DETAIL

Budget Unit	FY 2022	FY 2022	FY 2023	FY 2023	FY 2024	FY 2024	*****	*****
Decision Item	ACTUAL	ACTUAL	BUDGET	BUDGET	DEPT REQ	DEPT REQ	SECURED	SECURED
Budget Object Class	DOLLAR	FTE	DOLLAR	FTE	DOLLAR	FTE	COLUMN	COLUMN
<b>DOLIR IT CONSOLIDATION</b>								
<b>CORE</b>								
COMPUTER OPER III	0	0.00	388	0.00	388	0.00	0	0.00
COMPUTER OPERATIONS SPV I	0	0.00	388	1.00	388	1.00	0	0.00
COMPUTER OPERATIONS SPV II	0	0.00	388	0.00	388	0.00	0	0.00
CLERK	0	0.00	1,194	0.00	1,194	0.00	0	0.00
DATA PROCESSOR TECHNICAL	49,683	0.66	12,936	6.00	12,936	6.00	0	0.00
DATA PROCESSING MANAGER	0	0.00	104,252	1.00	104,252	1.00	0	0.00
SPECIAL ASST PROFESSIONAL	0	0.00	1,633	0.00	1,633	0.00	0	0.00
LEAD ADMIN SUPPORT ASSISTANT	0	0.00	41,733	1.00	41,733	1.00	0	0.00
SENIOR PROGRAM SPECIALIST	58	0.00	0	0.00	0	0.00	0	0.00
ASSOC APPLICATIONS DEVELOPER	123,481	2.83	1,582,475	33.10	1,582,475	33.10	0	0.00
APPLICATIONS DEVELOPER	697,450	11.78	2,037,741	20.90	1,187,741	20.90	0	0.00
SENIOR APPLICATIONS DEVELOPER	168,287	2.56	406,924	2.00	106,924	2.00	0	0.00
APPLICATIONS DEVELOPMENT MGR	103,543	1.26	251,613	1.00	251,613	1.00	0	0.00
COMPUTER OPERATIONS CLERK	0	0.00	388	0.00	388	0.00	0	0.00
DATA TECHNICIAN	70,586	1.70	0	0.00	0	0.00	0	0.00
SENIOR DATA SPECIALIST	79,187	1.00	0	0.00	0	0.00	0	0.00
DATA MANAGER	0	0.00	1,942	0.00	1,942	0.00	0	0.00
ENTERPRISE ARCHITECT	45,277	0.63	0	0.00	0	0.00	0	0.00
SENIOR ENTERPRISE ARCHITECT	163,051	1.98	0	0.00	0	0.00	0	0.00
DIR STRATEGY & PLANNING LVL 3	45,407	0.50	0	0.00	0	0.00	0	0.00
BUSINESS ANALYST	125,200	2.50	121,853	0.00	6,353	0.00	0	0.00
SENIOR BUSINESS ANALYST	154,611	2.47	0	0.00	0	0.00	0	0.00
PROJECT MANAGER	128,545	1.93	0	0.00	0	0.00	0	0.00
SENIOR PROJECT MANAGER	144,390	1.89	66,653	0.00	66,653	0.00	0	0.00
PROJECT MANAGER DIRECTOR	343	0.00	0	0.00	0	0.00	0	0.00
NETWORK INFRASTRUCTURE SPEC	2,004	0.03	0	0.00	0	0.00	0	0.00
NETWORK INFRASTRUCTURE SPV	568	0.01	0	0.00	0	0.00	0	0.00
QUALITY CONTROL SPECIALIST	24,375	0.38	0	0.00	0	0.00	0	0.00
SYSTEMS ADMINISTRATION TECH	76,534	1.71	647,113	6.25	279,337	6.25	0	0.00
SYSTEMS ADMINISTRATION SPEC	24,965	0.44	0	0.00	0	0.00	0	0.00
SR SYSTEMS ADMINISTRATION SPEC	14,657	0.22	0	0.00	0	0.00	0	0.00
CLIENT SUPPORT TECH-TIER 2	215,237	4.27	0	0.00	0	0.00	0	0.00

# DECISION ITEM DETAIL

Budget Unit	FY 2022	FY 2022	FY 2023	FY 2023	FY 2024	FY 2024	*****	*****
Decision Item	ACTUAL	ACTUAL	BUDGET	BUDGET	DEPT REQ	DEPT REQ	SECURED	SECURED
Budget Object Class	DOLLAR	FTE	DOLLAR	FTE	DOLLAR	FTE	COLUMN	COLUMN
<b>DOLIR IT CONSOLIDATION</b>								
<b>CORE</b>								
SENIOR CLIENT SUPPORT TECH	48,977	0.86	56,553	1.00	56,553	1.00	0	0.00
CLIENT SUPPORT SUPERVISOR	32,419	0.50	0	0.00	0	0.00	0	0.00
OTHER	0	0.00	619,519	0.00	219,519	0.00	0	0.00
<b>TOTAL - PS</b>	<b>2,538,835</b>	<b>42.11</b>	<b>5,955,686</b>	<b>73.25</b>	<b>3,922,410</b>	<b>73.25</b>	<b>0</b>	<b>0.00</b>
TRAVEL, IN-STATE	955	0.00	295	0.00	295	0.00	0	0.00
TRAVEL, OUT-OF-STATE	0	0.00	91	0.00	91	0.00	0	0.00
FUEL & UTILITIES	0	0.00	5,409	0.00	5,409	0.00	0	0.00
SUPPLIES	1,832	0.00	38,822	0.00	38,822	0.00	0	0.00
PROFESSIONAL DEVELOPMENT	2,015	0.00	26,883	0.00	26,883	0.00	0	0.00
COMMUNICATION SERV & SUPP	297,506	0.00	127,533	0.00	127,533	0.00	0	0.00
PROFESSIONAL SERVICES	6,591,463	0.00	18,664,647	0.00	16,791,855	0.00	0	0.00
HOUSEKEEPING & JANITORIAL SERV	0	0.00	2,977	0.00	2,977	0.00	0	0.00
M&R SERVICES	2,845,173	0.00	7,964,512	0.00	9,364,512	0.00	0	0.00
COMPUTER EQUIPMENT	429,848	0.00	25,547,416	0.00	25,547,416	0.00	0	0.00
OFFICE EQUIPMENT	35	0.00	76,880	0.00	76,880	0.00	0	0.00
OTHER EQUIPMENT	20,288	0.00	170	0.00	170	0.00	0	0.00
PROPERTY & IMPROVEMENTS	0	0.00	400	0.00	400	0.00	0	0.00
BUILDING LEASE PAYMENTS	0	0.00	1,246	0.00	1,246	0.00	0	0.00
EQUIPMENT RENTALS & LEASES	0	0.00	890	0.00	890	0.00	0	0.00
MISCELLANEOUS EXPENSES	0	0.00	80	0.00	80	0.00	0	0.00
<b>TOTAL - EE</b>	<b>10,189,115</b>	<b>0.00</b>	<b>52,458,251</b>	<b>0.00</b>	<b>51,985,459</b>	<b>0.00</b>	<b>0</b>	<b>0.00</b>
DEBT SERVICE	17,799	0.00	4	0.00	4	0.00	0	0.00
<b>TOTAL - PD</b>	<b>17,799</b>	<b>0.00</b>	<b>4</b>	<b>0.00</b>	<b>4</b>	<b>0.00</b>	<b>0</b>	<b>0.00</b>
<b>GRAND TOTAL</b>	<b>\$12,745,749</b>	<b>42.11</b>	<b>\$58,413,941</b>	<b>73.25</b>	<b>\$55,907,873</b>	<b>73.25</b>	<b>\$0</b>	<b>0.00</b>
<b>GENERAL REVENUE</b>	<b>\$28,827</b>	<b>0.00</b>	<b>\$35,710</b>	<b>0.00</b>	<b>\$35,710</b>	<b>0.00</b>		<b>0.00</b>
<b>FEDERAL FUNDS</b>	<b>\$9,636,982</b>	<b>37.96</b>	<b>\$17,932,157</b>	<b>73.25</b>	<b>\$15,426,089</b>	<b>73.25</b>		<b>0.00</b>
<b>OTHER FUNDS</b>	<b>\$3,079,940</b>	<b>4.15</b>	<b>\$40,446,074</b>	<b>0.00</b>	<b>\$40,446,074</b>	<b>0.00</b>		<b>0.00</b>

## NEW DECISION ITEM

RANK: \_\_\_\_\_ OF \_\_\_\_\_

Department: Office of Administration	Budget Unit 30596C
Division: Information Technology Services Division (ITSD)	
DOLIR ITSD- ARPA Fund Authority	HB Section 5.030
DI# 1300026	

## 1. AMOUNT OF REQUEST

	FY 2024 Budget Request			
	GR	Federal	Other	Total
PS	0	633,276	0	633,276
EE	0	1,872,792	0	1,872,792
PSD	0	0	0	0
TRF	0	0	0	0
Total	0	2,506,068	0	2,506,068
FTE	0.00	0.00	0.00	0.00

<b>Est. Fringe</b>	0	231,019	0	231,019
--------------------	---	---------	---	---------

Note: Fringes budgeted in House Bill 5 except for certain fringes budgeted directly to MoDOT, Highway Patrol, and Conservation.

Other Funds:  
Non-Counts:

	FY 2024 Governor's Recommendation			
	GR	Federal	Other	Total
PS	0	0	0	0
EE	0	0	0	0
PSD	0	0	0	0
TRF	0	0	0	0
Total	0	0	0	0
FTE	0.00	0.00	0.00	0.00

<b>Est. Fringe</b>	0	0	0	0
--------------------	---	---	---	---

Note: Fringes budgeted in House Bill 5 except for certain fringes budgeted directly to MoDOT, Highway Patrol, and Conservation.

Other Funds:  
Non-Counts:

## 2. THIS REQUEST CAN BE CATEGORIZED AS:

<input type="checkbox"/> New Legislation	<input type="checkbox"/> New Program	<input type="checkbox"/> Fund Switch
<input type="checkbox"/> Federal Mandate	<input type="checkbox"/> Program Expansion	<input checked="" type="checkbox"/> Cost to Continue
<input type="checkbox"/> GR Pick-Up	<input type="checkbox"/> Space Request	<input type="checkbox"/> Equipment Replacement
<input type="checkbox"/> Pay Plan	<input type="checkbox"/> Other: _____	

## 3. WHY IS THIS FUNDING NEEDED? PROVIDE AN EXPLANATION FOR ITEMS CHECKED IN #2. INCLUDE THE FEDERAL OR STATE STATUTORY OR CONSTITUTIONAL AUTHORIZATION FOR THIS PROGRAM.

The Department of Labor and Industrial Relations (DOLIR) has applied for and is expecting to receive American Rescue Plan Act (ARPA) funds to assist with fraud detection and prevention, identity verification, and overpayment recovery activities in its Unemployment Insurance Program. These activities will require the assistance of Office of Administration, Information Services Technology Division (ITSD) and their contractors.

Additional grants may be offered to ensure equitable access to Unemployment Compensation Programs within the ARPA, which will require ITSD assistance.

**NEW DECISION ITEM**

RANK: \_\_\_\_\_ OF \_\_\_\_\_

<b>Department: Office of Administration</b>				<b>Budget Unit</b> <u>30596C</u>					
<b>Division: Information Technology Services Division (ITSD)</b>									
<b>DOLIR ITSD- ARPA Fund Authority</b> <u>DI# 1300026</u>				<b>HB Section</b> <u>5.030</u>					

**4. DESCRIBE THE DETAILED ASSUMPTIONS USED TO DERIVE THE SPECIFIC REQUESTED AMOUNT. (How did you determine that the requested number of FTE were appropriate? From what source or standard did you derive the requested levels of funding? Were alternatives such as outsourcing or automation considered? If based on new legislation, does request tie to TAFP fiscal note? If not, explain why. Detail which portions of the request are one-times and how those amounts were calculated.)**

The DOLIR has estimated that completing the work related to these grants will require OA-ITSD staff performing the following functions: Business Analyst, Tester, and Infrastructure Support. In addition, OA ITSD staff will need to supervise and monitor work performed by contractors. DOLIR based these estimates on previous technology projects. The project is expected to operate between April 2022 and September 2023. Additional grant opportunities may arise during that time, which DOLIR and OA-ITSD will evaluate.

DOLIR assumes that ITSD will have available FTE authority.

**5. BREAK DOWN THE REQUEST BY BUDGET OBJECT CLASS, JOB CLASS, AND FUND SOURCE. IDENTIFY ONE-TIME COSTS.**

Budget Object Class/Job Class	Dept Req GR DOLLARS	Dept Req GR FTE	Dept Req FED DOLLARS	Dept Req FED FTE	Dept Req OTHER DOLLARS	Dept Req OTHER FTE	Dept Req TOTAL DOLLARS	Dept Req TOTAL FTE	Dept Req One-Time DOLLARS
14IP10- Business Analyst			115,500				115,500		
14SA10- System Administration Tech			367,776				367,776		
14AS20- Applications Developer			150,000				150,000	0.0	
<b>Total PS</b>	<b>0</b>	<b>0.0</b>	<b>633,276</b>	<b>0.0</b>	<b>0</b>	<b>0.0</b>	<b>633,276</b>	<b>0.0</b>	<b>0</b>
							0		
400- Professional Services			1,872,792				1,872,792		
<b>Total EE</b>	<b>0</b>		<b>1,872,792</b>		<b>0</b>		<b>1,872,792</b>		<b>0</b>
Program Distributions							0		
<b>Total PSD</b>	<b>0</b>		<b>0</b>		<b>0</b>		<b>0</b>		<b>0</b>
Transfers									
<b>Total TRF</b>	<b>0</b>		<b>0</b>		<b>0</b>		<b>0</b>		<b>0</b>
<b>Grand Total</b>	<b>0</b>	<b>0.0</b>	<b>2,506,068</b>	<b>0.0</b>	<b>0</b>	<b>0.0</b>	<b>2,506,068</b>	<b>0.0</b>	<b>0</b>

**NEW DECISION ITEM**

RANK: \_\_\_\_\_ OF \_\_\_\_\_

Department: Office of Administration	Budget Unit 30596C
Division: Information Technology Services Division (ITSD)	
DOLIR ITSD- ARPA Fund Authority	HB Section 5.030
DI# 1300026	

**6. PERFORMANCE MEASURES (If new decision item has an associated core, separately identify projected performance with & without additional funding.)**

**6a. Provide an activity measure(s) for the program.**

For FY 2021, there were 969 claimants determined to have fraudulently received benefits out of 139,596 claimants receiving benefits.

DOLIR expects new technology and enhanced identify-proofing processes will reduce fraudulent claims from being paid.

**6b. Provide a measure(s) of the program's quality.**

In FY 2021, the percentage of unemployment claims that were improperly paid was 10.8%. In FY 2020, it was 5.1% and Missouri ranked 14th out of 52 jurisdictions (states and territories). The large number of claims filed in FY 2021, created backlogs that prevented the agency from having the necessary time to make a proper determination.

DOLIR expects new technology and enhanced identify-proofing processes will reduce the amount of overpayments.

**6c. Provide a measure(s) of the program's impact.**

A reduction in fraudulent payments and the improved collection of overpayments will reduce the cost of the Unemployment Insurance program to employers.

**6d. Provide a measure(s) of the program's efficiency.**

The DOLIR expects to see a reduction in fraudulent payments and improvement in overpayment collection.

**7. STRATEGIES TO ACHIEVE THE PERFORMANCE MEASUREMENT TARGETS:**

Assist in the implementation of enhanced identify-proofing processes within the UInteract System.



# DECISION ITEM DETAIL

Budget Unit	FY 2022	FY 2022	FY 2023	FY 2023	FY 2024	FY 2024	*****	*****
Decision Item	ACTUAL	ACTUAL	BUDGET	BUDGET	DEPT REQ	DEPT REQ	SECURED	SECURED
Budget Object Class	DOLLAR	FTE	DOLLAR	FTE	DOLLAR	FTE	COLUMN	COLUMN
<b>DOLIR IT CONSOLIDATION</b>								
<b>DOLIR-ITSD ARPA Fund Authority - 1300026</b>								
APPLICATIONS DEVELOPER	0	0.00	0	0.00	150,000	0.00	0	0.00
BUSINESS ANALYST	0	0.00	0	0.00	115,500	0.00	0	0.00
SYSTEMS ADMINISTRATION TECH	0	0.00	0	0.00	367,776	0.00	0	0.00
<b>TOTAL - PS</b>	<b>0</b>	<b>0.00</b>	<b>0</b>	<b>0.00</b>	<b>633,276</b>	<b>0.00</b>	<b>0</b>	<b>0.00</b>
PROFESSIONAL SERVICES	0	0.00	0	0.00	1,872,792	0.00	0	0.00
<b>TOTAL - EE</b>	<b>0</b>	<b>0.00</b>	<b>0</b>	<b>0.00</b>	<b>1,872,792</b>	<b>0.00</b>	<b>0</b>	<b>0.00</b>
<b>GRAND TOTAL</b>	<b>\$0</b>	<b>0.00</b>	<b>\$0</b>	<b>0.00</b>	<b>\$2,506,068</b>	<b>0.00</b>	<b>\$0</b>	<b>0.00</b>
<b>GENERAL REVENUE</b>	<b>\$0</b>	<b>0.00</b>	<b>\$0</b>	<b>0.00</b>	<b>\$0</b>	<b>0.00</b>		<b>0.00</b>
<b>FEDERAL FUNDS</b>	<b>\$0</b>	<b>0.00</b>	<b>\$0</b>	<b>0.00</b>	<b>\$2,506,068</b>	<b>0.00</b>		<b>0.00</b>
<b>OTHER FUNDS</b>	<b>\$0</b>	<b>0.00</b>	<b>\$0</b>	<b>0.00</b>	<b>\$0</b>	<b>0.00</b>		<b>0.00</b>

## CORE DECISION ITEM

<b>Department: Office of Administration</b>	<b>Budget Unit</b> 30593C
<b>Division: Information Technology Services Division (ITSD)</b>	
<b>Core: DPS IT Core</b>	<b>HB Section</b> 05.030

### 1. CORE FINANCIAL SUMMARY

FY 2024 Budget Request					FY 2024 Governor's Recommendation				
	GR	Federal	Other	Total		GR	Federal	Other	Total
PS	810,408	1	455,033	1,265,442	PS	0	0	0	0
EE	474,396	48,669	3,721,976	4,245,041	EE	0	0	0	0
PSD	1	0	3,505	3,506	PSD	0	0	0	0
TRF	0	0	0	0	TRF	0	0	0	0
<b>Total</b>	<b>1,284,805</b>	<b>48,670</b>	<b>4,180,514</b>	<b>5,513,989</b>	<b>Total</b>	<b>0</b>	<b>0</b>	<b>0</b>	<b>0</b>
<b>FTE</b>	<b>9.86</b>	<b>0.00</b>	<b>7.00</b>	<b>16.86</b>	<b>FTE</b>	<b>0.00</b>	<b>0.00</b>	<b>0.00</b>	<b>0.00</b>
<b>Est. Fringe</b>	<b>449,315</b>	<b>0</b>	<b>275,098</b>	<b>724,413</b>	<b>Est. Fringe</b>	<b>0</b>	<b>0</b>	<b>0</b>	<b>0</b>
<i>Note: Fringes budgeted in House Bill 5 except for certain fringes budgeted directly to MoDOT, Highway Patrol, and Conservation.</i>					<i>Note: Fringes budgeted in House Bill 5 except for certain fringes budgeted directly to MoDOT, Highway Patrol, and Conservation.</i>				

Other Funds: See Decision Item Summary on Following Pages

Other Funds:

### 2. CORE DESCRIPTION

This core request is for funding for all IT expenditures specific to the Department Public Safety (DPS), including new IT hardware and software, hardware maintenance, annual software licensing, State Data Center and telecommunications/network charges, and application development.

### 3. PROGRAM LISTING (list programs included in this core funding)

ITSD-DPS

## CORE DECISION ITEM

<b>Department: Office of Administration</b>	<b>Budget Unit</b> <u>30593C</u>
<b>Division: Information Technology Services Division (ITSD)</b>	
<b>Core: DPS IT Core</b>	<b>HB Section</b> <u>05.030</u>

### 4. FINANCIAL HISTORY

	<b>FY 2020 Actual</b>	<b>FY 2021 Actual</b>	<b>FY 2022 Actual</b>	<b>FY 2023 Current Yr.</b>
Appropriation (All Funds)	3,277,765	4,971,116	5,237,352	7,750,496
Less Reverted (All Funds)	(100,666)	(35,333)	(36,946)	(105,639)
Less Restricted (All Funds)*		0	0	0
Budget Authority (All Funds)	3,177,099	4,935,783	5,200,406	7,644,857
Actual Expenditures (All Funds)	2,291,504	2,338,395	2,688,478	N/A
Unexpended (All Funds)	885,595	2,597,388	2,511,928	N/A
Unexpended, by Fund:				
General Revenue	223,339	34,462	88,959	N/A
Federal	48,670	48,670	94,929	N/A
Other	613,586	2,514,256	2,328,040	N/A

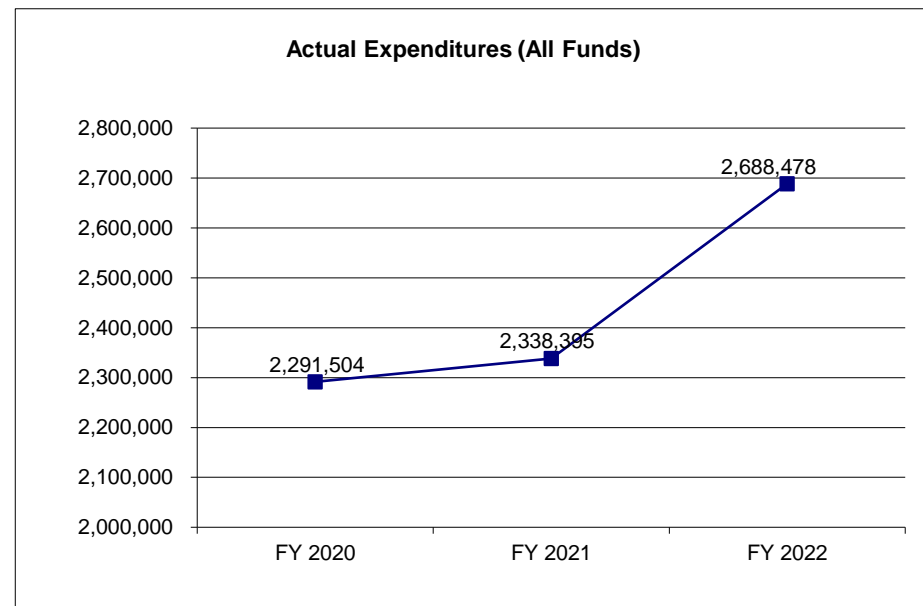
\*Current Year restricted amount is as of \_\_\_\_\_.

Reverted includes the statutory three percent reserve amount (when applicable).

Restricted includes any Governor's expenditure restrictions which remained at the end of the fiscal year (when applicable).

#### NOTES:

Actual appropriation is the budget authority amount after all required flexibility transactions were processed. Flexibility is used to help manage priorities for all consolidated agencies as IT needs for each agency can change very rapidly throughout the year FY19 and FY20. Financial history also combines expenditures from budget unit 30592C which is now combined with this section beginning FY2021.



**CORE RECONCILIATION DETAIL**

**STATE  
DPS IT CONSOLIDATION**

**5. CORE RECONCILIATION DETAIL**

				<b>Budget Class</b>	<b>FTE</b>	<b>GR</b>	<b>Federal</b>	<b>Other</b>	<b>Total</b>	<b>Explanation</b>
<b>TAFP AFTER VETOES</b>										
				PS	16.86	1,199,946	1	455,033	1,654,980	
				EE	0.00	2,321,365	48,669	3,721,976	6,092,010	
				PD	0.00	1	0	3,505	3,506	
				<b>Total</b>	<b>16.86</b>	<b>3,521,312</b>	<b>48,670</b>	<b>4,180,514</b>	<b>7,750,496</b>	
<b>DEPARTMENT CORE ADJUSTMENTS</b>										
1x Expenditures	35	3788	PS		0.00	(60,000)	0	0	(60,000)	Reduction of 1X expenditures included in the Crime Victims Compensation System Modernization NDI.
1x Expenditures	35	3789	EE		0.00	(1,008,707)	0	0	(1,008,707)	Reduction of 1X expenditures included in the Crime Victims Compensation System Modernization NDI.
1x Expenditures	44	3788	PS		0.00	(329,538)	0	0	(329,538)	Reduction of 1X expenditures included in the DPS MO Crime Victims Portal NDI.
1x Expenditures	44	3789	EE		0.00	(838,262)	0	0	(838,262)	Reduction of 1X expenditures included in the DPS MO Crime Victims Portal NDI.
<b>NET DEPARTMENT CHANGES</b>					<b>0.00</b>	<b>(2,236,507)</b>	<b>0</b>	<b>0</b>	<b>(2,236,507)</b>	
<b>DEPARTMENT CORE REQUEST</b>										
				PS	16.86	810,408	1	455,033	1,265,442	
				EE	0.00	474,396	48,669	3,721,976	4,245,041	
				PD	0.00	1	0	3,505	3,506	
				<b>Total</b>	<b>16.86</b>	<b>1,284,805</b>	<b>48,670</b>	<b>4,180,514</b>	<b>5,513,989</b>	

---

**CORE RECONCILIATION DETAIL**

---

STATE  
DPS IT CONSOLIDATION

---

**5. CORE RECONCILIATION DETAIL**

---

	Budget Class	FTE	GR	Federal	Other	Total	Explanation
<b>GOVERNOR'S RECOMMENDED CORE</b>							
	PS	16.86	810,408	1	455,033	1,265,442	
	EE	0.00	474,396	48,669	3,721,976	4,245,041	
	PD	0.00	1	0	3,505	3,506	
	<b>Total</b>	<b>16.86</b>	<b>1,284,805</b>	<b>48,670</b>	<b>4,180,514</b>	<b>5,513,989</b>	

## DECISION ITEM SUMMARY

Budget Unit									
Decision Item	FY 2022	FY 2022	FY 2023	FY 2023	FY 2024	FY 2024	*****	*****	
Budget Object Summary	ACTUAL	ACTUAL	BUDGET	BUDGET	DEPT REQ	DEPT REQ	SECURED	SECURED	
Fund	DOLLAR	FTE	DOLLAR	FTE	DOLLAR	FTE	COLUMN	COLUMN	
<b>DPS IT CONSOLIDATION</b>									
<b>CORE</b>									
PERSONAL SERVICES									
GENERAL REVENUE	632,356	11.57	1,199,946	9.86	810,408	9.86	0	0.00	
OA INFORMATION TECH FED& OTHER	0	0.00	1	0.00	1	0.00	0	0.00	
ELEVATOR SAFETY	0	0.00	1	0.00	1	0.00	0	0.00	
MO VETERANS HOMES	255,164	4.68	272,849	7.00	272,849	7.00	0	0.00	
DIV ALCOHOL & TOBACCO CTRL	13,102	0.17	178,107	0.00	178,107	0.00	0	0.00	
CRIME VICTIMS COMP FUND	5,788	0.11	4,076	0.00	4,076	0.00	0	0.00	
TOTAL - PS	906,410	16.53	1,654,980	16.86	1,265,442	16.86	0	0.00	
EXPENSE & EQUIPMENT									
GENERAL REVENUE	355,873	0.00	2,321,365	0.00	474,396	0.00	0	0.00	
OA INFORMATION TECH FED& OTHER	0	0.00	48,669	0.00	48,669	0.00	0	0.00	
ELEVATOR SAFETY	3,498	0.00	16,688	0.00	16,688	0.00	0	0.00	
VETERANS' COMMISSION CI TRUST	123,130	0.00	194,926	0.00	194,926	0.00	0	0.00	
MO VETERANS HOMES	1,065,507	0.00	1,268,451	0.00	1,268,451	0.00	0	0.00	
DIV ALCOHOL & TOBACCO CTRL	197,331	0.00	2,190,431	0.00	2,190,431	0.00	0	0.00	
CHEMICAL EMERGENCY PREPAREDNES	571	0.00	11,424	0.00	11,424	0.00	0	0.00	
CRIME VICTIMS COMP FUND	18,318	0.00	25,538	0.00	25,538	0.00	0	0.00	
BOILER & PRESSURE VESSELS SAFE	13,793	0.00	14,518	0.00	14,518	0.00	0	0.00	
TOTAL - EE	1,778,021	0.00	6,092,010	0.00	4,245,041	0.00	0	0.00	
PROGRAM-SPECIFIC									
GENERAL REVENUE	387	0.00	1	0.00	1	0.00	0	0.00	
ELEVATOR SAFETY	32	0.00	1	0.00	1	0.00	0	0.00	
VETERANS' COMMISSION CI TRUST	417	0.00	1	0.00	1	0.00	0	0.00	
MO VETERANS HOMES	2,924	0.00	3,500	0.00	3,500	0.00	0	0.00	
DIV ALCOHOL & TOBACCO CTRL	198	0.00	1	0.00	1	0.00	0	0.00	
CRIME VICTIMS COMP FUND	57	0.00	1	0.00	1	0.00	0	0.00	
BOILER & PRESSURE VESSELS SAFE	32	0.00	1	0.00	1	0.00	0	0.00	
TOTAL - PD	4,047	0.00	3,506	0.00	3,506	0.00	0	0.00	
<b>TOTAL</b>	<b>2,688,478</b>	<b>16.53</b>	<b>7,750,496</b>	<b>16.86</b>	<b>5,513,989</b>	<b>16.86</b>	<b>0</b>	<b>0.00</b>	

9/23/22 13:57

im\_disummary

## DECISION ITEM SUMMARY

Budget Unit									
Decision Item	FY 2022	FY 2022	FY 2023	FY 2023	FY 2024	FY 2024	*****	*****	
Budget Object Summary	ACTUAL	ACTUAL	BUDGET	BUDGET	DEPT REQ	DEPT REQ	SECURED	SECURED	
Fund	DOLLAR	FTE	DOLLAR	FTE	DOLLAR	FTE	COLUMN	COLUMN	
<b>DPS IT CONSOLIDATION</b>									
<b>Crime Victims Comp Systm Moder - 1300024</b>									
PERSONAL SERVICES									
GENERAL REVENUE	0	0.00	0	0.00	60,000	0.00	0	0.00	
TOTAL - PS	0	0.00	0	0.00	60,000	0.00	0	0.00	
EXPENSE & EQUIPMENT									
GENERAL REVENUE	0	0.00	0	0.00	1,008,707	0.00	0	0.00	
TOTAL - EE	0	0.00	0	0.00	1,008,707	0.00	0	0.00	
<b>TOTAL</b>	<b>0</b>	<b>0.00</b>	<b>0</b>	<b>0.00</b>	<b>1,068,707</b>	<b>0.00</b>	<b>0</b>	<b>0.00</b>	
<b>DPS Crime Victims Alert Portal - 1300025</b>									
PERSONAL SERVICES									
GENERAL REVENUE	0	0.00	0	0.00	329,538	0.00	0	0.00	
TOTAL - PS	0	0.00	0	0.00	329,538	0.00	0	0.00	
EXPENSE & EQUIPMENT									
GENERAL REVENUE	0	0.00	0	0.00	838,262	0.00	0	0.00	
TOTAL - EE	0	0.00	0	0.00	838,262	0.00	0	0.00	
<b>TOTAL</b>	<b>0</b>	<b>0.00</b>	<b>0</b>	<b>0.00</b>	<b>1,167,800</b>	<b>0.00</b>	<b>0</b>	<b>0.00</b>	
<b>DPS MVC Veterans Home Program - 1300029</b>									
EXPENSE & EQUIPMENT									
GENERAL REVENUE	0	0.00	0	0.00	250,000	0.00	0	0.00	
TOTAL - EE	0	0.00	0	0.00	250,000	0.00	0	0.00	
<b>TOTAL</b>	<b>0</b>	<b>0.00</b>	<b>0</b>	<b>0.00</b>	<b>250,000</b>	<b>0.00</b>	<b>0</b>	<b>0.00</b>	
<b>GRAND TOTAL</b>	<b>\$2,688,478</b>	<b>16.53</b>	<b>\$7,750,496</b>	<b>16.86</b>	<b>\$8,000,496</b>	<b>16.86</b>	<b>\$0</b>	<b>0.00</b>	

9/23/22 13:57

im\_disummary

# DECISION ITEM DETAIL

Budget Unit	FY 2022	FY 2022	FY 2023	FY 2023	FY 2024	FY 2024	*****	*****
Decision Item	ACTUAL	ACTUAL	BUDGET	BUDGET	DEPT REQ	DEPT REQ	SECURED	SECURED
Budget Object Class	DOLLAR	FTE	DOLLAR	FTE	DOLLAR	FTE	COLUMN	COLUMN
<b>DPS IT CONSOLIDATION</b>								
<b>CORE</b>								
DATA PROCESSOR TECHNICAL	19,467	0.31	28,930	0.52	28,930	0.52	0	0.00
DATA PROCESSING MANAGER	30,693	0.37	65,411	0.78	65,411	0.78	0	0.00
SPECIAL ASST PROFESSIONAL	122	0.00	0	0.00	0	0.00	0	0.00
ASSOC APPLICATIONS DEVELOPER	76,531	1.55	232,159	7.00	232,159	7.00	0	0.00
APPLICATIONS DEVELOPER	48,183	0.86	1,829	0.00	1,829	0.00	0	0.00
SENIOR APPLICATIONS DEVELOPER	20,560	0.27	34,954	0.00	34,954	0.00	0	0.00
APPLICATIONS DEVELOPMENT MGR	18,270	0.24	69,891	0.95	69,891	0.95	0	0.00
GEOGRAPHIC INFO SYSTEMS SPEC	24,860	0.45	0	0.00	0	0.00	0	0.00
GEOGRAPHIC INFO SYSTEMS SPV	2,750	0.04	0	0.00	0	0.00	0	0.00
DIR STRATEGY & PLANNING LVL 1	6,250	0.08	0	0.00	0	0.00	0	0.00
BUSINESS ANALYST	653	0.01	326,400	0.00	178,107	0.00	0	0.00
SENIOR BUSINESS ANALYST	3,938	0.05	5	0.00	5	0.00	0	0.00
PROJECT MANAGER	55,894	0.98	371,933	2.14	190,688	2.14	0	0.00
SENIOR PROJECT MANAGER	5,670	0.07	3,018	0.00	3,018	0.00	0	0.00
PROJECT MANAGER DIRECTOR	5,603	0.06	0	0.00	0	0.00	0	0.00
NETWORK INFRASTRUCTURE SPEC	269	0.00	0	0.00	0	0.00	0	0.00
NETWORK INFRASTRUCTURE SPV	1,897	0.02	0	0.00	0	0.00	0	0.00
QUALITY CONTROL SPECIALIST	65,429	1.00	0	0.00	0	0.00	0	0.00
QUALITY CONTROL COORDINATOR	11,135	0.18	85,793	0.61	85,793	0.61	0	0.00
SYSTEMS ADMINISTRATION TECH	535	0.02	173,315	2.29	113,315	2.29	0	0.00
SYSTEMS ADMINISTRATION SPEC	35,238	0.62	0	0.00	0	0.00	0	0.00
SYSTEMS ADMINISTRATOR	189	0.00	47	0.00	47	0.00	0	0.00
CLIENT SUPPORT TECH-TIER 1	0	0.00	249,439	2.41	249,439	2.41	0	0.00
CLIENT SUPPORT TECH-TIER 2	406,609	8.30	0	0.00	0	0.00	0	0.00
SENIOR CLIENT SUPPORT TECH	7,753	0.13	11,855	0.16	11,855	0.16	0	0.00
CLIENT SUPPORT SUPERVISOR	47,982	0.79	0	0.00	0	0.00	0	0.00
CLIENT SUPPORT MANAGER	9,930	0.13	0	0.00	0	0.00	0	0.00
OTHER	0	0.00	1	0.00	1	0.00	0	0.00
<b>TOTAL - PS</b>	<b>906,410</b>	<b>16.53</b>	<b>1,654,980</b>	<b>16.86</b>	<b>1,265,442</b>	<b>16.86</b>	<b>0</b>	<b>0.00</b>
TRAVEL, IN-STATE	2,913	0.00	2,902	0.00	2,902	0.00	0	0.00
FUEL & UTILITIES	0	0.00	23	0.00	23	0.00	0	0.00
SUPPLIES	1,224	0.00	50,879	0.00	50,879	0.00	0	0.00



# DECISION ITEM DETAIL

Budget Unit	FY 2022	FY 2022	FY 2023	FY 2023	FY 2024	FY 2024	*****	*****
Decision Item	ACTUAL	ACTUAL	BUDGET	BUDGET	DEPT REQ	DEPT REQ	SECURED	SECURED
Budget Object Class	DOLLAR	FTE	DOLLAR	FTE	DOLLAR	FTE	COLUMN	COLUMN
<b>DPS IT CONSOLIDATION</b>								
<b>CORE</b>								
PROFESSIONAL DEVELOPMENT	188	0.00	15,826	0.00	826	0.00	0	0.00
COMMUNICATION SERV & SUPP	386,682	0.00	147,755	0.00	147,755	0.00	0	0.00
PROFESSIONAL SERVICES	360,227	0.00	3,342,923	0.00	2,719,661	0.00	0	0.00
HOUSEKEEPING & JANITORIAL SERV	0	0.00	9	0.00	9	0.00	0	0.00
M&R SERVICES	712,960	0.00	314,078	0.00	314,078	0.00	0	0.00
COMPUTER EQUIPMENT	278,305	0.00	2,161,792	0.00	953,085	0.00	0	0.00
OFFICE EQUIPMENT	0	0.00	112	0.00	112	0.00	0	0.00
OTHER EQUIPMENT	35,522	0.00	55,701	0.00	55,701	0.00	0	0.00
BUILDING LEASE PAYMENTS	0	0.00	1	0.00	1	0.00	0	0.00
EQUIPMENT RENTALS & LEASES	0	0.00	9	0.00	9	0.00	0	0.00
<b>TOTAL - EE</b>	<b>1,778,021</b>	<b>0.00</b>	<b>6,092,010</b>	<b>0.00</b>	<b>4,245,041</b>	<b>0.00</b>	<b>0</b>	<b>0.00</b>
DEBT SERVICE	4,047	0.00	3,506	0.00	3,506	0.00	0	0.00
<b>TOTAL - PD</b>	<b>4,047</b>	<b>0.00</b>	<b>3,506</b>	<b>0.00</b>	<b>3,506</b>	<b>0.00</b>	<b>0</b>	<b>0.00</b>
<b>GRAND TOTAL</b>	<b>\$2,688,478</b>	<b>16.53</b>	<b>\$7,750,496</b>	<b>16.86</b>	<b>\$5,513,989</b>	<b>16.86</b>	<b>\$0</b>	<b>0.00</b>
<b>GENERAL REVENUE</b>	<b>\$988,616</b>	<b>11.57</b>	<b>\$3,521,312</b>	<b>9.86</b>	<b>\$1,284,805</b>	<b>9.86</b>		<b>0.00</b>
<b>FEDERAL FUNDS</b>	<b>\$0</b>	<b>0.00</b>	<b>\$48,670</b>	<b>0.00</b>	<b>\$48,670</b>	<b>0.00</b>		<b>0.00</b>
<b>OTHER FUNDS</b>	<b>\$1,699,862</b>	<b>4.96</b>	<b>\$4,180,514</b>	<b>7.00</b>	<b>\$4,180,514</b>	<b>7.00</b>		<b>0.00</b>

## NEW DECISION ITEM

RANK: \_\_\_\_\_ OF \_\_\_\_\_

Department: Office of Administration	Budget Unit 30593C
Division: Information Technology Services Division (ITSD)	
DI Name: Crime Victims Comp System Modernization DI# 1300024	HB Section 5.030

## 1. AMOUNT OF REQUEST

FY 2024 Budget Request				
	GR	Federal	Other	Total
PS	60,000	0	0	60,000
EE	1,008,707	0	0	1,008,707
PSD	0	0	0	0
TRF	0	0	0	0
<b>Total</b>	<b>1,068,707</b>	<b>0</b>	<b>0</b>	<b>1,068,707</b>
FTE	0.00	0.00	0.00	0.00

<b>Est. Fringe</b>	21,888	0	0	21,888
--------------------	--------	---	---	--------

Note: Fringes budgeted in House Bill 5 except for certain fringes budgeted directly to MoDOT, Highway Patrol, and Conservation.

Other Funds:  
Non-Counts:

FY 2024 Governor's Recommendation				
	GR	Federal	Other	Total
PS	0	0	0	0
EE	0	0	0	0
PSD	0	0	0	0
TRF	0	0	0	0
<b>Total</b>	<b>0</b>	<b>0</b>	<b>0</b>	<b>0</b>
FTE	0.00	0.00	0.00	0.00

<b>Est. Fringe</b>	0	0	0	0
--------------------	---	---	---	---

Note: Fringes budgeted in House Bill 5 except for certain fringes budgeted directly to MoDOT, Highway Patrol, and Conservation.

Other Funds:  
Non-Counts:

## 2. THIS REQUEST CAN BE CATEGORIZED AS:

<input type="checkbox"/> New Legislation	<input type="checkbox"/> New Program	<input type="checkbox"/> Fund Switch
<input type="checkbox"/> Federal Mandate	<input type="checkbox"/> Program Expansion	<input checked="" type="checkbox"/> Cost to Continue
<input type="checkbox"/> GR Pick-Up	<input type="checkbox"/> Space Request	<input type="checkbox"/> Equipment Replacement
<input type="checkbox"/> Pay Plan	<input type="checkbox"/> Other: _____	

## 3. WHY IS THIS FUNDING NEEDED? PROVIDE AN EXPLANATION FOR ITEMS CHECKED IN #2. INCLUDE THE FEDERAL OR STATE STATUTORY OR CONSTITUTIONAL AUTHORIZATION FOR THIS PROGRAM.

The Department of Public Safety, Office for Victims Crime (DPS-OVC), assigned to the Director's Office, administers the state's Crime Victims' Compensation Program (CVC) that includes the Sexual Assault Forensic Examination Program (SAFE) and the Child Physical Abuse Forensic Examination (CPAFE). CVC serves victims and families experiencing life-altering, traumatic situations by providing financial assistance as a payor of last resort. Payments may include payment of bills for medical, behavioral health, funeral costs, lost wages and loss of support up to \$25,000/crime. CPAFE and SAFE are payors of first resort, per statute no victim shall be charged for a forensic examination. DPS-OVC is seeking to procure a system that will allow for the digital submission of applications and digital correspondence with victims of violent crimes and related service providers.

# NEW DECISION ITEM

RANK: \_\_\_\_\_ OF \_\_\_\_\_

<b>Department: Office of Administration</b>	<b>Budget Unit</b> <u>30593C</u>
<b>Division: Information Technology Services Division (ITSD)</b>	
<b>DI Name: Crime Victims Comp System Modernization</b> <b>DI# 1300024</b>	<b>HB Section</b> <u>5.030</u>

---

This solution will allow for a quicker response from DPS-OVC, which will in turn provide quicker response times for victims, families and service providers. Currently, DPS-OVC receives applications for CVC/SAFE/CPAFE in paper format with substantial supporting documentation. CVC staff spend time manually entering the application into the current CVC system, manually scan the required supporting documentation, and are only able to correspond with victims, advocates and service providers via snail (paper) mail, email or phone. To check the status of a claim or application, victims, advocates and providers must call or email CVC to request information related to their application, claim or eligibility. This is an undue burden as it often requires victims to repeat their story. Further, due to the complexity of the internal processes accurate data collection is extremely difficult. Verifiable data is critical in maintaining and securing state and federal program funding. The solution DPS-OVC is seeking would not only improve the victim experience with CVC it would enhance the program accounting practices, reporting and accessibility to the program participants.

This decision item was approved in FY23 and made one time funding. At the time of department budget submission, there is not yet a project plan with set deliverables in place so this request is identical to the FY23 request to ensure successful completion of the project.

---

**4. DESCRIBE THE DETAILED ASSUMPTIONS USED TO DERIVE THE SPECIFIC REQUESTED AMOUNT. (How did you determine that the requested number of FTE were appropriate? From what source or standard did you derive the requested levels of funding? Were alternatives such as outsourcing or automation considered? If based on new legislation, does request tie to TAFP fiscal note? If not, explain why. Detail which portions of the request are one-times and how those amounts were calculated.)**

In consultation with ITSD, the DPS-OVC completed significant research about what other states using for their programs, including off-shelf and customized systems available with the required functionality. The overarching theme was customization; as each state has identical federal reporting requirements their laws and statutes differ significantly. The research led to the Texas system. The functionality and components of the Texas system are nearly identical to the needs CVC. The Texas system was the best solution to meet the identified needs and requirements. The estimated implementation cost is \$1,068,707. Of this, \$1,008,707 is vendor cost to implement the new solution, and \$60,000 is the estimate for ITSD and DPS-OVC hours needed to assist with the implementation. It also has an estimated return on investment of \$358,750 - \$373,750 over a 5 year period, once the program goes live.

NEW DECISION ITEM  
RANK: \_\_\_\_\_ OF \_\_\_\_\_

<b>Department: Office of Administration</b>	<b>Budget Unit</b> 30593C
<b>Division: Information Technology Services Division (ITSD)</b>	
<b>DI Name: Crime Victims Comp System Modernization</b> <b>DI# 1300024</b>	<b>HB Section</b> 5.030

**5. BREAK DOWN THE REQUEST BY BUDGET OBJECT CLASS, JOB CLASS, AND FUND SOURCE. IDENTIFY ONE-TIME COSTS.**

Budget Object Class/Job Class	Dept Req GR DOLLARS	Dept Req GR FTE	Dept Req FED DOLLARS	Dept Req FED FTE	Dept Req OTHER DOLLARS	Dept Req OTHER FTE	Dept Req TOTAL DOLLARS	Dept Req TOTAL FTE	Dept Req One-Time DOLLARS
14SA10- Systems Administration Spec	60,000						60,000		
							0	0.0	
<b>Total PS</b>	<b>60,000</b>	<b>0.0</b>	<b>0</b>	<b>0.0</b>	<b>0</b>	<b>0.0</b>	<b>60,000</b>	<b>0.0</b>	<b>0</b>
480- Professional Services	1,008,707						1,008,707		
<b>Total EE</b>	<b>1,008,707</b>		<b>0</b>		<b>0</b>		<b>1,008,707</b>		<b>0</b>
Program Distributions							0		
<b>Total PSD</b>	<b>0</b>		<b>0</b>		<b>0</b>		<b>0</b>		<b>0</b>
Transfers									
<b>Total TRF</b>	<b>0</b>		<b>0</b>		<b>0</b>		<b>0</b>		<b>0</b>
<b>Grand Total</b>	<b>1,068,707</b>	<b>0.0</b>	<b>0</b>	<b>0.0</b>	<b>0</b>	<b>0.0</b>	<b>1,068,707</b>	<b>0.0</b>	<b>0</b>

Budget Object Class/Job Class	Gov Rec GR DOLLARS	Gov Rec GR FTE	Gov Rec FED DOLLARS	Gov Rec FED FTE	Gov Rec OTHER DOLLARS	Gov Rec OTHER FTE	Gov Rec TOTAL DOLLARS	Gov Rec TOTAL FTE	Gov Rec One-Time DOLLARS
<b>Total PS</b>	<b>0</b>	<b>0.0</b>	<b>0</b>	<b>0.0</b>	<b>0</b>	<b>0.0</b>	<b>0</b>	<b>0.0</b>	<b>0</b>
<b>Total EE</b>	<b>0</b>		<b>0</b>		<b>0</b>		<b>0</b>		<b>0</b>
Program Distributions							0		
<b>Total PSD</b>	<b>0</b>		<b>0</b>		<b>0</b>		<b>0</b>		<b>0</b>
Transfers									
<b>Total TRF</b>	<b>0</b>		<b>0</b>		<b>0</b>		<b>0</b>		<b>0</b>
<b>Grand Total</b>	<b>0</b>	<b>0.0</b>	<b>0</b>	<b>0.0</b>	<b>0</b>	<b>0.0</b>	<b>0</b>	<b>0.0</b>	<b>0</b>

**NEW DECISION ITEM**

RANK: \_\_\_\_\_ OF \_\_\_\_\_

<b>Department: Office of Administration</b>	<b>Budget Unit</b> <u>30593C</u>
<b>Division: Information Technology Services Division (ITSD)</b>	
<b>DI Name: Crime Victims Comp System Modernization</b> <b>DI# 1300024</b>	<b>HB Section</b> <u>5.030</u>

**6. PERFORMANCE MEASURES (If new decision item has an associated core, separately identify projected performance with & without additional funding.)**

**6a. Provide an activity measure(s) for the program.**

The goal of this new electronic system is that 90% of communication with constituents about application status is resolved digitally.

**6b. Provide a measure(s) of the program's quality.**

Improved security, efficiency and cost reduction. The goal is a 10% initial adoption rate and 80% adoption rate by the end of FY 2025.

**6c. Provide a measure(s) of the program's impact.**

Monitor adoption rate. 80% adoption of digital application submittal process by the end of FY 2025 (means that 80% of all program applications are digital). Victims will be able to check the status of their claim online and there will be a must faster turnaround time for victims.

**6d. Provide a measure(s) of the program's efficiency.**

Initial processing time of 100 days will decrease to 30 calendar days by the end of FY 2025. This improves customer satisfaction and faster processing times.

**7. STRATEGIES TO ACHIEVE THE PERFORMANCE MEASUREMENT TARGETS:**

The DPS-OVC is planning the following strategies to achieve the performance measurement targets:

1. Targeted education, outreach and promotion to key stakeholders, including advocates who assist victims and families, funeral service providers, medical/behavioral health providers, law enforcement, prosecutors and other partner agencies.
2. Development of on-demand training of the new system
3. Ongoing data collection and evaluation of the 24/7 system availability (improved customer experience and accessibility)
2. Ongoing data tracking, evaluation and reporting improved reporting and accounting

# DECISION ITEM DETAIL

Budget Unit	FY 2022	FY 2022	FY 2023	FY 2023	FY 2024	FY 2024	*****	*****
Decision Item	ACTUAL	ACTUAL	BUDGET	BUDGET	DEPT REQ	DEPT REQ	SECURED	SECURED
Budget Object Class	DOLLAR	FTE	DOLLAR	FTE	DOLLAR	FTE	COLUMN	COLUMN
<b>DPS IT CONSOLIDATION</b>								
<b>Crime Victims Comp Systm Moder - 1300024</b>								
SYSTEMS ADMINISTRATION TECH	0	0.00	0	0.00	60,000	0.00	0	0.00
<b>TOTAL - PS</b>	<b>0</b>	<b>0.00</b>	<b>0</b>	<b>0.00</b>	<b>60,000</b>	<b>0.00</b>	<b>0</b>	<b>0.00</b>
COMPUTER EQUIPMENT	0	0.00	0	0.00	1,008,707	0.00	0	0.00
<b>TOTAL - EE</b>	<b>0</b>	<b>0.00</b>	<b>0</b>	<b>0.00</b>	<b>1,008,707</b>	<b>0.00</b>	<b>0</b>	<b>0.00</b>
<b>GRAND TOTAL</b>	<b>\$0</b>	<b>0.00</b>	<b>\$0</b>	<b>0.00</b>	<b>\$1,068,707</b>	<b>0.00</b>	<b>\$0</b>	<b>0.00</b>
<b>GENERAL REVENUE</b>	<b>\$0</b>	<b>0.00</b>	<b>\$0</b>	<b>0.00</b>	<b>\$1,068,707</b>	<b>0.00</b>		<b>0.00</b>
<b>FEDERAL FUNDS</b>	<b>\$0</b>	<b>0.00</b>	<b>\$0</b>	<b>0.00</b>	<b>\$0</b>	<b>0.00</b>		<b>0.00</b>
<b>OTHER FUNDS</b>	<b>\$0</b>	<b>0.00</b>	<b>\$0</b>	<b>0.00</b>	<b>\$0</b>	<b>0.00</b>		<b>0.00</b>

## NEW DECISION ITEM

RANK: \_\_\_\_\_ OF \_\_\_\_\_

Department: Office of Administration	Budget Unit 30593C
Division: Information Technology Services Division (ITSD)	
DI Name DPS Mo Crime Victims Alert Portal DI# 1300025	HB Section 05.030

## 1. AMOUNT OF REQUEST

FY 2024 Budget Request				
	GR	Federal	Other	Total
PS	329,538	0	0	329,538
EE	838,262	0	0	838,262
PSD	0	0	0	0
TRF	0	0	0	0
Total	1,167,800	0	0	1,167,800
FTE	0.00	0.00	0.00	0.00

<b>Est. Fringe</b>	120,215	0	0	120,215
--------------------	---------	---	---	---------

Note: Fringes budgeted in House Bill 5 except for certain fringes budgeted directly to MoDOT, Highway Patrol, and Conservation.

Other Funds:

Non-Counts:

FY 2024 Governor's Recommendation				
	GR	Federal	Other	Total
PS	0	0	0	0
EE	0	0	0	0
PSD	0	0	0	0
TRF	0	0	0	0
Total	0	0	0	0
FTE	0.00	0.00	0.00	0.00

<b>Est. Fringe</b>	0	0	0	0
--------------------	---	---	---	---

Note: Fringes budgeted in House Bill 5 except for certain fringes budgeted directly to MoDOT, Highway Patrol, and Conservation.

Other Funds:

Non-Counts:

## 2. THIS REQUEST CAN BE CATEGORIZED AS:

<input type="checkbox"/> New Legislation	<input type="checkbox"/> New Program	<input type="checkbox"/> Fund Switch
<input type="checkbox"/> Federal Mandate	<input type="checkbox"/> Program Expansion	<input checked="" type="checkbox"/> Cost to Continue
<input type="checkbox"/> GR Pick-Up	<input type="checkbox"/> Space Request	<input type="checkbox"/> Equipment Replacement
<input type="checkbox"/> Pay Plan	<input type="checkbox"/> Other: _____	

## 3. WHY IS THIS FUNDING NEEDED? PROVIDE AN EXPLANATION FOR ITEMS CHECKED IN #2. INCLUDE THE FEDERAL OR STATE STATUTORY OR CONSTITUTIONAL AUTHORIZATION FOR THIS PROGRAM.

Survivors, victims, and other concerned citizens of Missouri deserve access to timely and accurate information about offenders in the criminal justice systems, jails, and prisons. The newly proposed MO Victims of Crime Alert Portal (MO-VAP) is expected to expand an existing data pathway between local law enforcement, state corrections, state mental health facilities, and state courts to provide reliable notifications to victims in a timely manner. The MO-VAP aims alleviate the burden the current system puts on victims to manage multiple registrations.

**NEW DECISION ITEM**

RANK: \_\_\_\_\_ OF \_\_\_\_\_

<b>Department:</b> Office of Administration	<b>Budget Unit</b> 30593C
<b>Division:</b> Information Technology Services Division (ITSD)	
<b>DI Name</b> DPS Mo Crime Victims Alert Portal <b>DI#</b> 1300025	<b>HB Section</b> 05.030

This decision item was approved in FY23 as one time funding. At the time of department budget submission, there is not yet a project plan with set deliverables in place so this request is identical to the FY23 request to ensure successful completion of the project.

**4. DESCRIBE THE DETAILED ASSUMPTIONS USED TO DERIVE THE SPECIFIC REQUESTED AMOUNT. (How did you determine that the requested number of FTE were appropriate? From what source or standard did you derive the requested levels of funding? Were alternatives such as outsourcing or automation considered? If based on new legislation, does request tie to TAFP fiscal note? If not, explain why. Detail which portions of the request are one-times and how those amounts were calculated.)**

Survivors, victims, and other concerned citizens of Missouri deserve access to timely and accurate information about offenders in the criminal justice systems, jails, and prisons. The newly proposed MO Victims of Crime Alert Portal (MO-VAP) is expected to expand an existing data pathway between local law enforcement, state corrections, state mental health facilities, and state courts to provide reliable notifications to victims in a timely manner. The MO-VAP aims alleviate the burden the current system puts on victims to manage multiple registrations.

**5. BREAK DOWN THE REQUEST BY BUDGET OBJECT CLASS, JOB CLASS, AND FUND SOURCE. IDENTIFY ONE-TIME COSTS.**

Budget Object Class/Job Class	Dept Req GR DOLLARS	Dept Req GR FTE	Dept Req FED DOLLARS	Dept Req FED FTE	Dept Req OTHER DOLLARS	Dept Req OTHER FTE	Dept Req TOTAL DOLLARS	Dept Req TOTAL FTE	Dept Req One-Time DOLLARS
14IP10 - business analyst	148,293.0						148,293		
14IP30- Project Manager	181,245.0						181,245	0.0	
<b>Total PS</b>	<b>329,538</b>	<b>0.0</b>	<b>0</b>	<b>0.0</b>	<b>0</b>	<b>0.0</b>	<b>329,538</b>	<b>0.0</b>	<b>0</b>
320- Professional Development	15,000						15,000		
400 - Professional Services	623,262						623,262		
480- Computer Equipment	200,000						200,000		
<b>Total EE</b>	<b>838,262</b>		<b>0</b>		<b>0</b>		<b>838,262</b>		<b>0</b>
Program Distributions							0		
<b>Total PSD</b>	<b>0</b>		<b>0</b>		<b>0</b>		<b>0</b>		<b>0</b>
Transfers									
<b>Total TRF</b>	<b>0</b>		<b>0</b>		<b>0</b>		<b>0</b>		<b>0</b>
<b>Grand Total</b>	<b>1,167,800</b>	<b>0.0</b>	<b>0</b>	<b>0.0</b>	<b>0</b>	<b>0.0</b>	<b>1,167,800</b>	<b>0.0</b>	<b>0</b>



NEW DECISION ITEM

RANK: \_\_\_\_\_ OF \_\_\_\_\_

Department: Office of Administration	Budget Unit 30593C
Division: Information Technology Services Division (ITSD)	
DI Name DPS Mo Crime Victims Alert Portal DI# 1300025	HB Section 05.030

**6. PERFORMANCE MEASURES (If new decision item has an associated core, separately identify projected performance with & without additional funding.)**

**6a. Provide an activity measure(s) for the program.**

Having direct control of a new system would allow DPS-OVC to work more closely with key data partners and be more responsive to opportunities to foster innovation in victim services specifically centered on victims.

**6b. Provide a measure(s) of the program's quality.**

Reduce the amount of time it takes to collect victim notification data with a more efficient and streamlined process.

**6c. Provide a measure(s) of the program's impact.**

Victims/survivors will be safer having offender information faster and more readably available.

**6d. Provide a measure(s) of the program's efficiency.**

Victims/survivors will be safer having offender information faster and more readably available.

**NEW DECISION ITEM**

**RANK:** \_\_\_\_\_ **OF** \_\_\_\_\_

<b>Department: Office of Administration</b>		<b>Budget Unit</b>	<u>30593C</u>
<b>Division: Information Technology Services Division (ITSD)</b>			
<b>DI Name DPS Mo Crime Victims Alert Portal</b>	<b>DI# 1300025</b>	<b>HB Section</b>	<u>05.030</u>

**7. STRATEGIES TO ACHIEVE THE PERFORMANCE MEASUREMENT TARGETS:**

The following strategies will be used to achieve the performance measurement targets:

1. Project Manager will work to ensure data is gathered, organized, and communicated
2. ITSD will work closely with all ITSD Functional Areas and Nebraska to ensure there is a clear understanding of the code and what is needed
3. Evaluate priorities and staff availability to determine the best course for implementation
4. Robust implementation plan, having a list of all systems (downstream and upstream) and a strong communication plan

# DECISION ITEM DETAIL

Budget Unit	FY 2022	FY 2022	FY 2023	FY 2023	FY 2024	FY 2024	*****	*****
Decision Item	ACTUAL	ACTUAL	BUDGET	BUDGET	DEPT REQ	DEPT REQ	SECURED	SECURED
Budget Object Class	DOLLAR	FTE	DOLLAR	FTE	DOLLAR	FTE	COLUMN	COLUMN
<b>DPS IT CONSOLIDATION</b>								
<b>DPS Crime Victims Alert Portal - 1300025</b>								
BUSINESS ANALYST	0	0.00	0	0.00	148,293	0.00	0	0.00
PROJECT MANAGER	0	0.00	0	0.00	181,245	0.00	0	0.00
<b>TOTAL - PS</b>	<b>0</b>	<b>0.00</b>	<b>0</b>	<b>0.00</b>	<b>329,538</b>	<b>0.00</b>	<b>0</b>	<b>0.00</b>
PROFESSIONAL DEVELOPMENT	0	0.00	0	0.00	15,000	0.00	0	0.00
PROFESSIONAL SERVICES	0	0.00	0	0.00	623,262	0.00	0	0.00
COMPUTER EQUIPMENT	0	0.00	0	0.00	200,000	0.00	0	0.00
<b>TOTAL - EE</b>	<b>0</b>	<b>0.00</b>	<b>0</b>	<b>0.00</b>	<b>838,262</b>	<b>0.00</b>	<b>0</b>	<b>0.00</b>
<b>GRAND TOTAL</b>	<b>\$0</b>	<b>0.00</b>	<b>\$0</b>	<b>0.00</b>	<b>\$1,167,800</b>	<b>0.00</b>	<b>\$0</b>	<b>0.00</b>
<b>GENERAL REVENUE</b>	<b>\$0</b>	<b>0.00</b>	<b>\$0</b>	<b>0.00</b>	<b>\$1,167,800</b>	<b>0.00</b>		<b>0.00</b>
<b>FEDERAL FUNDS</b>	<b>\$0</b>	<b>0.00</b>	<b>\$0</b>	<b>0.00</b>	<b>\$0</b>	<b>0.00</b>		<b>0.00</b>
<b>OTHER FUNDS</b>	<b>\$0</b>	<b>0.00</b>	<b>\$0</b>	<b>0.00</b>	<b>\$0</b>	<b>0.00</b>		<b>0.00</b>

## NEW DECISION ITEM

RANK: \_\_\_\_\_ OF \_\_\_\_\_

Department: Office of Administration	Budget Unit 30593C
Division: Information Technology Services Division (ITSD)	
DI Name DPS MVC Veterans Homes Program DI# 1300029	HB Section 05.030

## 1. AMOUNT OF REQUEST

FY 2024 Budget Request				
	GR	Federal	Other	Total
PS	0	0	0	0
EE	250,000	0	0	250,000
PSD	0	0	0	0
TRF	0	0	0	0
Total	250,000	0	0	250,000
FTE	0.00	0.00	0.00	0.00

<b>Est. Fringe</b>	0	0	0	0
--------------------	---	---	---	---

Note: Fringes budgeted in House Bill 5 except for certain fringes budgeted directly to MoDOT, Highway Patrol, and Conservation.

Other Funds:  
Non-Counts:

FY 2024 Governor's Recommendation				
	GR	Federal	Other	Total
PS	0	0	0	0
EE	0	0	0	0
PSD	0	0	0	0
TRF	0	0	0	0
Total	0	0	0	0
FTE	0.00	0.00	0.00	0.00

<b>Est. Fringe</b>	0	0	0	0
--------------------	---	---	---	---

Note: Fringes budgeted in House Bill 5 except for certain fringes budgeted directly to MoDOT, Highway Patrol, and Conservation.

Other Funds:  
Non-Counts:

## 2. THIS REQUEST CAN BE CATEGORIZED AS:

<input type="checkbox"/> New Legislation	<input type="checkbox"/> New Program	<input type="checkbox"/> Fund Switch
<input type="checkbox"/> Federal Mandate	<input type="checkbox"/> Program Expansion	<input checked="" type="checkbox"/> Cost to Continue
<input type="checkbox"/> GR Pick-Up	<input type="checkbox"/> Space Request	<input type="checkbox"/> Equipment Replacement
<input type="checkbox"/> Pay Plan	<input type="checkbox"/> Other: _____	

## 3. WHY IS THIS FUNDING NEEDED? PROVIDE AN EXPLANATION FOR ITEMS CHECKED IN #2. INCLUDE THE FEDERAL OR STATE STATUTORY OR CONSTITUTIONAL AUTHORIZATION FOR THIS PROGRAM.

The Department of Public Safety's (DPS)-Missouri Veterans Homes Program requires an increase in funding to support ongoing ITSD costs including computer equipment and state data center costs to support MVC systems. Historically, DPS-MVC Veterans Homes Program utilized fund 0460, but required flex from various other funds to support total expenditures. Fund 0460 is no longer earning cash and will eventually run out so flexing from other funds is not sustainable and IT costs would have to be billed back to DPS. Due to fund limitations, DPS-MVC has been forced to limit their five-year end of life equipment replacements and other key purchases to continue operations.

**NEW DECISION ITEM**

RANK: \_\_\_\_\_ OF \_\_\_\_\_

<b>Department: Office of Administration</b>	<b>Budget Unit</b> <u>30593C</u>
<b>Division: Information Technology Services Division (ITSD)</b>	
<b>DI Name DPS MVC Veterans Homes Program</b> <b>DI# 1300029</b>	<b>HB Section</b> <u>05.030</u>

This funding is requested to ensure DPS-MVC is able to get the IT services necessary to continue providing quality services to Missouri veterans. This funding will cover all network expenses and computer replacement expenses for the Veterans Homes program.

**4. DESCRIBE THE DETAILED ASSUMPTIONS USED TO DERIVE THE SPECIFIC REQUESTED AMOUNT. (How did you determine that the requested number of FTE were appropriate? From what source or standard did you derive the requested levels of funding? Were alternatives such as outsourcing or automation considered? If based on new legislation, does request tie to TAFP fiscal note? If not, explain why. Detail which portions of the request are one-times and how those amounts were calculated.)**

Estimated annual computer replacement cost (PC, laptops and monitors for all staff in Veterans Homes) - \$100,000  
State data center cost to support MVC systems and data - \$150,000

**5. BREAK DOWN THE REQUEST BY BUDGET OBJECT CLASS, JOB CLASS, AND FUND SOURCE. IDENTIFY ONE-TIME COSTS.**

Budget Object Class/Job Class	Dept Req GR DOLLARS	Dept Req GR FTE	Dept Req FED DOLLARS	Dept Req FED FTE	Dept Req OTHER DOLLARS	Dept Req OTHER FTE	Dept Req TOTAL DOLLARS	Dept Req TOTAL FTE	Dept Req One-Time DOLLARS
							0	0.0	
<b>Total PS</b>	<b>0</b>	<b>0.0</b>	<b>0</b>	<b>0.0</b>	<b>0</b>	<b>0.0</b>	<b>0</b>	<b>0.0</b>	<b>0</b>
430- M&R Services	150,000						150,000		
480- Computer Equipment	100,000						100,000		
							0		
<b>Total EE</b>	<b>250,000</b>		<b>0</b>		<b>0</b>		<b>250,000</b>		<b>0</b>
Program Distributions							0		
<b>Total PSD</b>	<b>0</b>		<b>0</b>		<b>0</b>		<b>0</b>		<b>0</b>
Transfers									
<b>Total TRF</b>	<b>0</b>		<b>0</b>		<b>0</b>		<b>0</b>		<b>0</b>
<b>Grand Total</b>	<b>250,000</b>	<b>0.0</b>	<b>0</b>	<b>0.0</b>	<b>0</b>	<b>0.0</b>	<b>250,000</b>	<b>0.0</b>	<b>0</b>

NEW DECISION ITEM

RANK: \_\_\_\_\_ OF \_\_\_\_\_

Department: Office of Administration	Budget Unit	30593C
Division: Information Technology Services Division (ITSD)		
DI Name DPS MVC Veterans Homes Program	DI# 1300029	HB Section 05.030

**6. PERFORMANCE MEASURES (If new decision item has an associated core, separately identify projected performance with & without additional funding.)**

**6a. Provide an activity measure(s) for the program.**

Funding will replace approximately 100 end of life devices for MVC staff annually. and pay for state data center services which keep critical applications running

**6b. Provide a measure(s) of the program's quality.**

Sufficient services from the state data center and the ability to replace end of life equipment will make sure computers and systems are up and running at all times providing the best quality service to veterans as possible.

**6c. Provide a measure(s) of the program's impact.**

This funding will ensure DPS-MVC employees are able to most efficiently perform their daily duties with less down time from older machines

**6d. Provide a measure(s) of the program's efficiency.**

# DECISION ITEM DETAIL

Budget Unit	FY 2022	FY 2022	FY 2023	FY 2023	FY 2024	FY 2024	*****	*****
Decision Item	ACTUAL	ACTUAL	BUDGET	BUDGET	DEPT REQ	DEPT REQ	SECURED	SECURED
Budget Object Class	DOLLAR	FTE	DOLLAR	FTE	DOLLAR	FTE	COLUMN	COLUMN
<b>DPS IT CONSOLIDATION</b>								
<b>DPS MVC Veterans Home Program - 1300029</b>								
M&R SERVICES	0	0.00	0	0.00	150,000	0.00	0	0.00
COMPUTER EQUIPMENT	0	0.00	0	0.00	100,000	0.00	0	0.00
<b>TOTAL - EE</b>	<b>0</b>	<b>0.00</b>	<b>0</b>	<b>0.00</b>	<b>250,000</b>	<b>0.00</b>	<b>0</b>	<b>0.00</b>
<b>GRAND TOTAL</b>	<b>\$0</b>	<b>0.00</b>	<b>\$0</b>	<b>0.00</b>	<b>\$250,000</b>	<b>0.00</b>	<b>\$0</b>	<b>0.00</b>
<b>GENERAL REVENUE</b>	<b>\$0</b>	<b>0.00</b>	<b>\$0</b>	<b>0.00</b>	<b>\$250,000</b>	<b>0.00</b>		<b>0.00</b>
<b>FEDERAL FUNDS</b>	<b>\$0</b>	<b>0.00</b>	<b>\$0</b>	<b>0.00</b>	<b>\$0</b>	<b>0.00</b>		<b>0.00</b>
<b>OTHER FUNDS</b>	<b>\$0</b>	<b>0.00</b>	<b>\$0</b>	<b>0.00</b>	<b>\$0</b>	<b>0.00</b>		<b>0.00</b>

## CORE DECISION ITEM

<b>Department: Office of Administration</b>					<b>Budget Unit</b> 30591C				
<b>Division: Information Technology Services Division (ITSD)</b>					<b>HB Section</b> 05.030				
<b>Core: DOC IT Core</b>									

### 1. CORE FINANCIAL SUMMARY

	FY 2024 Budget Request			
	GR	Federal	Other	Total
PS	2,536,356	1	63,919	2,600,276
EE	5,489,379	1	190,589	5,679,969
PSD	1	0	0	1
TRF	0	0	0	0
<b>Total</b>	<b>8,025,736</b>	<b>2</b>	<b>254,508</b>	<b>8,280,246</b>

FTE	15.46	0.00	1.00	16.46
-----	-------	------	------	-------

<b>Est. Fringe</b>	1,166,222	0	38,904	1,205,126
--------------------	-----------	---	--------	-----------

Note: Fringes budgeted in House Bill 5 except for certain fringes budgeted directly to MoDOT, Highway Patrol, and Conservation.

	FY 2024 Governor's Recommendation			
	GR	Federal	Other	Total
PS	0	0	0	0
EE	0	0	0	0
PSD	0	0	0	0
TRF	0	0	0	0
<b>Total</b>	<b>0</b>	<b>0</b>	<b>0</b>	<b>0</b>

FTE	0.00	0.00	0.00	0.00
-----	------	------	------	------

<b>Est. Fringe</b>	0	0	0	0
--------------------	---	---	---	---

Note: Fringes budgeted in House Bill 5 except for certain fringes budgeted directly to MoDOT, Highway Patrol, and Conservation.

Other Funds:     See Decision Item Summary on Following Pages

Other Funds:

### 2. CORE DESCRIPTION

This core request is for funding for all IT expenditures specific to the Department of Corrections (DOC), including new IT hardware and software, hardware maintenance, annual software licensing, State Data Center and telecommunications/network charges, and application development.

### 3. PROGRAM LISTING (list programs included in this core funding)

ITSD-DOC



## CORE DECISION ITEM

<b>Department: Office of Administration</b>	<b>Budget Unit</b> <u>30591C</u>
<b>Division: Information Technology Services Division (ITSD)</b>	
<b>Core: DOC IT Core</b>	<b>HB Section</b> <u>05.030</u>

### 4. FINANCIAL HISTORY

	<b>FY 2020 Actual</b>	<b>FY 2021 Actual</b>	<b>FY 2022 Actual</b>	<b>FY 2023 Current Yr.</b>
Appropriation (All Funds)	12,372,780	11,432,336	12,550,326	11,280,246
Less Reverted (All Funds)	(384,896)	(325,017)	(326,086)	(330,772)
Less Restricted (All Funds)*	(3,800,000)	0	0	0
Budget Authority (All Funds)	8,187,884	11,107,319	12,224,240	10,949,474
Actual Expenditures (All Funds)	7,277,563	10,974,153	11,910,959	N/A
Unexpended (All Funds)	910,321	133,166	313,281	N/A
Unexpended, by Fund:				
General Revenue	460,593	76,913	199,440	N/A
Federal	2	2	12,070	N/A
Other	449,726	56,251	101,771	N/A

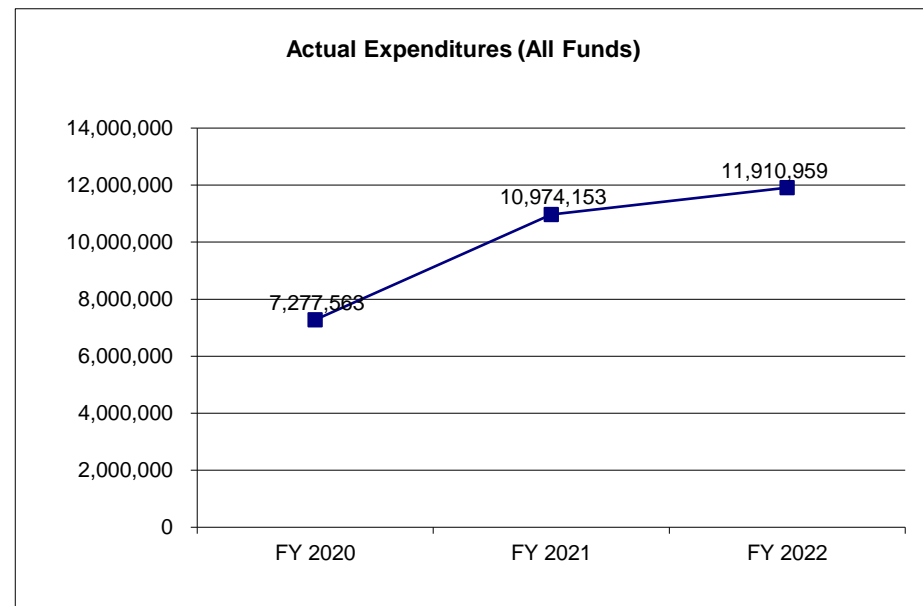
\*Current Year restricted amount is as of \_\_\_\_\_.

Reverted includes the statutory three percent reserve amount (when applicable).

Restricted includes any Governor's expenditure restrictions which remained at the end of the fiscal year (when applicable).

#### NOTES:

Actual appropriation is the budget authority amount after all required flexibility transactions were processed. Flexibility is used to help manage priorities for all consolidated agencies as IT needs for each agency can change very rapidly throughout the year. FY2019 & FY2020 financial history also combines expenditures from budget unit 30589C which is now combined with this section beginning FY2021.



**CORE RECONCILIATION DETAIL**

STATE  
DOC IT CONSOLIDATION

**5. CORE RECONCILIATION DETAIL**

		<b>Budget Class</b>	<b>FTE</b>	<b>GR</b>	<b>Federal</b>	<b>Other</b>	<b>Total</b>	<b>Explanation</b>
<b>TAFP AFTER VETOES</b>								
		PS	16.46	2,536,356	1	63,919	2,600,276	
		EE	0.00	8,489,379	1	190,589	8,679,969	
		PD	0.00	1	0	0	1	
		<b>Total</b>	<b>16.46</b>	<b>11,025,736</b>	<b>2</b>	<b>254,508</b>	<b>11,280,246</b>	
<b>DEPARTMENT CORE ADJUSTMENTS</b>								
Core Reduction	1654 3794	EE	0.00	(3,000,000)	0	0	(3,000,000)	Core reduction associated with completion of the MOCIS project.
<b>NET DEPARTMENT CHANGES</b>			<b>0.00</b>	<b>(3,000,000)</b>	<b>0</b>	<b>0</b>	<b>(3,000,000)</b>	
<b>DEPARTMENT CORE REQUEST</b>								
		PS	16.46	2,536,356	1	63,919	2,600,276	
		EE	0.00	5,489,379	1	190,589	5,679,969	
		PD	0.00	1	0	0	1	
		<b>Total</b>	<b>16.46</b>	<b>8,025,736</b>	<b>2</b>	<b>254,508</b>	<b>8,280,246</b>	
<b>GOVERNOR'S RECOMMENDED CORE</b>								
		PS	16.46	2,536,356	1	63,919	2,600,276	
		EE	0.00	5,489,379	1	190,589	5,679,969	
		PD	0.00	1	0	0	1	
		<b>Total</b>	<b>16.46</b>	<b>8,025,736</b>	<b>2</b>	<b>254,508</b>	<b>8,280,246</b>	

## DECISION ITEM SUMMARY

Budget Unit								
Decision Item	FY 2022	FY 2022	FY 2023	FY 2023	FY 2024	FY 2024	*****	*****
Budget Object Summary	ACTUAL	ACTUAL	BUDGET	BUDGET	DEPT REQ	DEPT REQ	SECURED	SECURED
Fund	DOLLAR	FTE	DOLLAR	FTE	DOLLAR	FTE	COLUMN	COLUMN
<b>DOC IT CONSOLIDATION</b>								
<b>CORE</b>								
PERSONAL SERVICES								
GENERAL REVENUE	1,907,387	35.99	2,536,356	15.46	2,536,356	15.46	0	0.00
OA INFORMATION TECH FED& OTHER	0	0.00	1	0.00	1	0.00	0	0.00
WORKING CAPITAL REVOLVING	54,515	0.86	63,919	1.00	63,919	1.00	0	0.00
TOTAL - PS	1,961,902	36.85	2,600,276	16.46	2,600,276	16.46	0	0.00
EXPENSE & EQUIPMENT								
GENERAL REVENUE	9,816,388	0.00	8,489,379	0.00	5,489,379	0.00	0	0.00
OA INFORMATION TECH FED& OTHER	0	0.00	1	0.00	1	0.00	0	0.00
WORKING CAPITAL REVOLVING	94,296	0.00	175,390	0.00	175,390	0.00	0	0.00
INMATE	0	0.00	15,199	0.00	15,199	0.00	0	0.00
TOTAL - EE	9,910,684	0.00	8,679,969	0.00	5,679,969	0.00	0	0.00
PROGRAM-SPECIFIC								
GENERAL REVENUE	38,373	0.00	1	0.00	1	0.00	0	0.00
TOTAL - PD	38,373	0.00	1	0.00	1	0.00	0	0.00
<b>TOTAL</b>	<b>11,910,959</b>	<b>36.85</b>	<b>11,280,246</b>	<b>16.46</b>	<b>8,280,246</b>	<b>16.46</b>	<b>0</b>	<b>0.00</b>
<b>DOC ITSD- Additional Authority - 1300027</b>								
EXPENSE & EQUIPMENT								
GENERAL REVENUE	0	0.00	0	0.00	2,500,000	0.00	0	0.00
TOTAL - EE	0	0.00	0	0.00	2,500,000	0.00	0	0.00
<b>TOTAL</b>	<b>0</b>	<b>0.00</b>	<b>0</b>	<b>0.00</b>	<b>2,500,000</b>	<b>0.00</b>	<b>0</b>	<b>0.00</b>
<b>GRAND TOTAL</b>	<b>\$11,910,959</b>	<b>36.85</b>	<b>\$11,280,246</b>	<b>16.46</b>	<b>\$10,780,246</b>	<b>16.46</b>	<b>\$0</b>	<b>0.00</b>

9/23/22 13:57

im\_disummary

# DECISION ITEM DETAIL

Budget Unit	FY 2022	FY 2022	FY 2023	FY 2023	FY 2024	FY 2024	*****	*****
Decision Item	ACTUAL	ACTUAL	BUDGET	BUDGET	DEPT REQ	DEPT REQ	SECURED	SECURED
Budget Object Class	DOLLAR	FTE	DOLLAR	FTE	DOLLAR	FTE	COLUMN	COLUMN
<b>DOC IT CONSOLIDATION</b>								
<b>CORE</b>								
DATA PROCESSOR TECHNICAL	24,979	0.51	29,024	0.19	29,024	0.19	0	0.00
DATA PROCESSING MANAGER	108,174	1.28	85,345	1.00	85,345	1.00	0	0.00
SPECIAL ASST PROFESSIONAL	43,649	0.50	0	0.00	0	0.00	0	0.00
LEAD ADMIN SUPPORT ASSISTANT	235	0.01	0	0.00	0	0.00	0	0.00
ASSOC APPLICATIONS DEVELOPER	115,937	3.01	390,471	8.41	390,471	8.41	0	0.00
APPLICATIONS DEVELOPER	58,484	0.93	390,096	3.96	390,096	3.96	0	0.00
SENIOR APPLICATIONS DEVELOPER	81,681	1.25	326,773	2.90	326,773	2.90	0	0.00
SR NETWORK OPERATIONS TECH	1,537	0.04	0	0.00	0	0.00	0	0.00
SENIOR DATA SPECIALIST	140	0.00	0	0.00	0	0.00	0	0.00
ENTERPRISE ARCHITECT	31,416	0.39	0	0.00	0	0.00	0	0.00
DIR STRATEGY & PLANNING LVL 2	15,000	0.17	0	0.00	0	0.00	0	0.00
BUSINESS ANALYST	131,361	2.81	1,378,566	0.00	1,378,566	0.00	0	0.00
SENIOR BUSINESS ANALYST	144,682	2.46	0	0.00	0	0.00	0	0.00
PROJECT MANAGER	87,188	1.54	0	0.00	0	0.00	0	0.00
SENIOR PROJECT MANAGER	67,994	1.03	0	0.00	0	0.00	0	0.00
NETWORK INFRASTRUCTURE TECH	113,479	2.29	0	0.00	0	0.00	0	0.00
QUALITY CONTROL COORDINATOR	66,243	1.00	0	0.00	0	0.00	0	0.00
SYSTEMS ADMINISTRATION TECH	111,506	2.22	0	0.00	0	0.00	0	0.00
SYSTEMS ADMINISTRATION SPEC	4,397	0.07	0	0.00	0	0.00	0	0.00
CLIENT SUPPORT TECH-TIER 2	624,455	13.29	0	0.00	0	0.00	0	0.00
SENIOR CLIENT SUPPORT TECH	31,993	0.54	0	0.00	0	0.00	0	0.00
CLIENT SUPPORT SUPERVISOR	69,108	1.16	0	0.00	0	0.00	0	0.00
CLIENT SUPPORT MANAGER	28,264	0.35	0	0.00	0	0.00	0	0.00
OTHER	0	0.00	1	0.00	1	0.00	0	0.00
<b>TOTAL - PS</b>	<b>1,961,902</b>	<b>36.85</b>	<b>2,600,276</b>	<b>16.46</b>	<b>2,600,276</b>	<b>16.46</b>	<b>0</b>	<b>0.00</b>
TRAVEL, IN-STATE	9,173	0.00	1	0.00	1	0.00	0	0.00
SUPPLIES	3,964	0.00	381	0.00	381	0.00	0	0.00
PROFESSIONAL DEVELOPMENT	949	0.00	1	0.00	1	0.00	0	0.00
COMMUNICATION SERV & SUPP	1,976,376	0.00	1	0.00	1	0.00	0	0.00
PROFESSIONAL SERVICES	3,723,068	0.00	3,547,120	0.00	1,547,120	0.00	0	0.00
M&R SERVICES	1,644,952	0.00	101,263	0.00	101,263	0.00	0	0.00
COMPUTER EQUIPMENT	2,499,087	0.00	5,031,199	0.00	4,031,199	0.00	0	0.00

# DECISION ITEM DETAIL

Budget Unit	FY 2022	FY 2022	FY 2023	FY 2023	FY 2024	FY 2024	*****	*****
Decision Item	ACTUAL	ACTUAL	BUDGET	BUDGET	DEPT REQ	DEPT REQ	SECURED	SECURED
Budget Object Class	DOLLAR	FTE	DOLLAR	FTE	DOLLAR	FTE	COLUMN	COLUMN
<b>DOC IT CONSOLIDATION</b>								
<b>CORE</b>								
OFFICE EQUIPMENT	0	0.00	1	0.00	1	0.00	0	0.00
OTHER EQUIPMENT	53,033	0.00	1	0.00	1	0.00	0	0.00
MISCELLANEOUS EXPENSES	82	0.00	1	0.00	1	0.00	0	0.00
<b>TOTAL - EE</b>	<b>9,910,684</b>	<b>0.00</b>	<b>8,679,969</b>	<b>0.00</b>	<b>5,679,969</b>	<b>0.00</b>	<b>0</b>	<b>0.00</b>
DEBT SERVICE	38,373	0.00	1	0.00	1	0.00	0	0.00
<b>TOTAL - PD</b>	<b>38,373</b>	<b>0.00</b>	<b>1</b>	<b>0.00</b>	<b>1</b>	<b>0.00</b>	<b>0</b>	<b>0.00</b>
<b>GRAND TOTAL</b>	<b>\$11,910,959</b>	<b>36.85</b>	<b>\$11,280,246</b>	<b>16.46</b>	<b>\$8,280,246</b>	<b>16.46</b>	<b>\$0</b>	<b>0.00</b>
<b>GENERAL REVENUE</b>	<b>\$11,762,148</b>	<b>35.99</b>	<b>\$11,025,736</b>	<b>15.46</b>	<b>\$8,025,736</b>	<b>15.46</b>		<b>0.00</b>
<b>FEDERAL FUNDS</b>	<b>\$0</b>	<b>0.00</b>	<b>\$2</b>	<b>0.00</b>	<b>\$2</b>	<b>0.00</b>		<b>0.00</b>
<b>OTHER FUNDS</b>	<b>\$148,811</b>	<b>0.86</b>	<b>\$254,508</b>	<b>1.00</b>	<b>\$254,508</b>	<b>1.00</b>		<b>0.00</b>

## NEW DECISION ITEM

RANK: \_\_\_\_\_ OF \_\_\_\_\_

Department: Office of Administration	Budget Unit 30591C
Division: Information Technology Services Division (ITSD)	
DI Name DOC IT Additional Authority	HB Section 05.030
DI# 1300027	

## 1. AMOUNT OF REQUEST

	FY 2024 Budget Request			
	GR	Federal	Other	Total
PS	0	0	0	0
EE	2,500,000	0	0	2,500,000
PSD	0	0	0	0
TRF	0	0	0	0
Total	2,500,000	0	0	2,500,000
FTE	0.00	0.00	0.00	0.00

Est. Fringe	0	0	0	0
-------------	---	---	---	---

Note: Fringes budgeted in House Bill 5 except for certain fringes budgeted directly to MoDOT, Highway Patrol, and Conservation.

Other Funds:  
Non-Counts:

	FY 2024 Governor's Recommendation			
	GR	Federal	Other	Total
PS	0	0	0	0
EE	0	0	0	0
PSD	0	0	0	0
TRF	0	0	0	0
Total	0	0	0	0
FTE	0.00	0.00	0.00	0.00

Est. Fringe	0	0	0	0
-------------	---	---	---	---

Note: Fringes budgeted in House Bill 5 except for certain fringes budgeted directly to MoDOT, Highway Patrol, and Conservation.

Other Funds:  
Non-Counts:

## 2. THIS REQUEST CAN BE CATEGORIZED AS:

<input type="checkbox"/> New Legislation	<input type="checkbox"/> New Program	<input type="checkbox"/> Fund Switch
<input type="checkbox"/> Federal Mandate	<input type="checkbox"/> Program Expansion	<input checked="" type="checkbox"/> Cost to Continue
<input type="checkbox"/> GR Pick-Up	<input type="checkbox"/> Space Request	<input type="checkbox"/> Equipment Replacement
<input type="checkbox"/> Pay Plan	<input type="checkbox"/> Other: _____	

## 3. WHY IS THIS FUNDING NEEDED? PROVIDE AN EXPLANATION FOR ITEMS CHECKED IN #2. INCLUDE THE FEDERAL OR STATE STATUTORY OR CONSTITUTIONAL AUTHORIZATION FOR THIS PROGRAM.

Analytical data from the prior three years indicates DOC ITSD operational spending exceeds the appropriation authority. Cost increases in services, hardware and software has made it difficult for DOC ITSD to continue operating at the same level as the other 13 consolidated agencies. These increased costs have historically been covered by the utilization of flexibility within ITSD's budget and from funds collected under the offender telephone services contract.

**NEW DECISION ITEM**

RANK: \_\_\_\_\_ OF \_\_\_\_\_

<b>Department: Office of Administration</b>	<b>Budget Unit</b> 30591C
<b>Division: Information Technology Services Division (ITSD)</b>	
<b>DI Name DOC IT Additional Authority</b> <b>DI# 1300027</b>	<b>HB Section</b> 05.030

Flexibility is not a sustainable solution as it decreases the funds available to OA ITSD's core budget to cover other rising costs. The funds collected from the offender telephone service contract can no longer be used as this is not going to be a requirement of the telephone service contract going forward. This contract collected approximately \$408,000 annually. Daily operational costs for state data center services and network connectivity in the institutions continues to grow and additional funding is needed in the DOC appropriation to support it.

**4. DESCRIBE THE DETAILED ASSUMPTIONS USED TO DERIVE THE SPECIFIC REQUESTED AMOUNT. (How did you determine that the requested number of FTE were appropriate? From what source or standard did you derive the requested levels of funding? Were alternatives such as outsourcing or automation considered? If based on new legislation, does request tie to TAFP fiscal note? If not, explain why. Detail which portions of the request are one-times and how those amounts were calculated.)**

Operational costs have seen increases each fiscal year. Telecommunication charges have seen a \$950,000 increase from FY20 to FY22. SDC costs have seen an increase of \$726,000 from FY20 to FY22 and other charges such as equipment, software, services and maintenance have increased close to \$963,000 since FY20. ITSD has seen an overall cost increase in most areas of operations. We are asking to right-size DOC's ITSD budget by \$2,500,000.

**5. BREAK DOWN THE REQUEST BY BUDGET OBJECT CLASS, JOB CLASS, AND FUND SOURCE. IDENTIFY ONE-TIME COSTS.**

Budget Object Class/Job Class	Dept Req GR DOLLARS	Dept Req GR FTE	Dept Req FED DOLLARS	Dept Req FED FTE	Dept Req OTHER DOLLARS	Dept Req OTHER FTE	Dept Req TOTAL DOLLARS	Dept Req TOTAL FTE	Dept Req One-Time DOLLARS
<b>Total PS</b>	<u>0</u>	<u>0.0</u>	<u>0</u>	<u>0.0</u>	<u>0</u>	<u>0.0</u>	<u>0</u>	<u>0.0</u>	<u>0</u>
340- Communication services & supplies	950,000						950,000		
400- Professional Services	726,000						726,000		
430- M&R Services	824,000						824,000		
<b>Total EE</b>	<u>2,500,000</u>		<u>0</u>		<u>0</u>		<u>2,500,000</u>		<u>0</u>
Program Distributions							0		
<b>Total PSD</b>	<u>0</u>		<u>0</u>		<u>0</u>		<u>0</u>		<u>0</u>
Transfers									
<b>Total TRF</b>	<u>0</u>		<u>0</u>		<u>0</u>		<u>0</u>		<u>0</u>
<b>Grand Total</b>	<u>2,500,000</u>	<u>0.0</u>	<u>0</u>	<u>0.0</u>	<u>0</u>	<u>0.0</u>	<u>2,500,000</u>	<u>0.0</u>	<u>0</u>

**NEW DECISION ITEM**

RANK: \_\_\_\_\_ OF \_\_\_\_\_

<b>Department:</b> Office of Administration	<b>Budget Unit</b> 30591C
<b>Division:</b> Information Technology Services Division (ITSD)	
<b>DI Name</b> DOC IT Additional Authority <b>DI#</b> 1300027	<b>HB Section</b> 05.030

**6. PERFORMANCE MEASURES (If new decision item has an associated core, separately identify projected performance with & without additional funding.)**

**6a. Provide an activity measure(s) for the program.**

State Data Center and network services supporting DOC applications and computer equipment can continue to operate at full capacity if funding is appropriated to support the services

**6b. Provide a measure(s) of the program's quality.**

**6c. Provide a measure(s) of the program's impact.**

**6d. Provide a measure(s) of the program's efficiency.**

DOC staff will have less down time if the proper services and equipment can continue to be provided by ITSD. This funding will ensure those services can be paid for and continue to support DOC.

**7. STRATEGIES TO ACHIEVE THE PERFORMANCE MEASUREMENT TARGETS:**



# DECISION ITEM DETAIL

Budget Unit	FY 2022	FY 2022	FY 2023	FY 2023	FY 2024	FY 2024	*****	*****
Decision Item	ACTUAL	ACTUAL	BUDGET	BUDGET	DEPT REQ	DEPT REQ	SECURED	SECURED
Budget Object Class	DOLLAR	FTE	DOLLAR	FTE	DOLLAR	FTE	COLUMN	COLUMN
<b>DOC IT CONSOLIDATION</b>								
<b>DOC ITSD- Additional Authority - 1300027</b>								
COMMUNICATION SERV & SUPP	0	0.00	0	0.00	950,000	0.00	0	0.00
PROFESSIONAL SERVICES	0	0.00	0	0.00	726,000	0.00	0	0.00
M&R SERVICES	0	0.00	0	0.00	824,000	0.00	0	0.00
<b>TOTAL - EE</b>	<b>0</b>	<b>0.00</b>	<b>0</b>	<b>0.00</b>	<b>2,500,000</b>	<b>0.00</b>	<b>0</b>	<b>0.00</b>
<b>GRAND TOTAL</b>	<b>\$0</b>	<b>0.00</b>	<b>\$0</b>	<b>0.00</b>	<b>\$2,500,000</b>	<b>0.00</b>	<b>\$0</b>	<b>0.00</b>
<b>GENERAL REVENUE</b>	<b>\$0</b>	<b>0.00</b>	<b>\$0</b>	<b>0.00</b>	<b>\$2,500,000</b>	<b>0.00</b>		<b>0.00</b>
<b>FEDERAL FUNDS</b>	<b>\$0</b>	<b>0.00</b>	<b>\$0</b>	<b>0.00</b>	<b>\$0</b>	<b>0.00</b>		<b>0.00</b>
<b>OTHER FUNDS</b>	<b>\$0</b>	<b>0.00</b>	<b>\$0</b>	<b>0.00</b>	<b>\$0</b>	<b>0.00</b>		<b>0.00</b>

## CORE DECISION ITEM

<b>Department: Office of Administration</b>	<b>Budget Unit</b> 30586C
<b>Division: Information Technology Services Division (ITSD)</b>	
<b>Core: DHSS IT Core</b>	<b>HB Section</b> 05.030

### 1. CORE FINANCIAL SUMMARY

	FY 2024 Budget Request			
	GR	Federal	Other	Total
PS	1,977,368	2,675,731	638,991	5,292,090
EE	488,911	24,265,656	1,908,702	26,663,269
PSD	1	2,500	229,997	232,498
TRF	0	0	0	0
<b>Total</b>	<b>2,466,280</b>	<b>26,943,887</b>	<b>2,777,690</b>	<b>32,187,857</b>
<b>FTE</b>	<b>23.39</b>	<b>28.86</b>	<b>9.65</b>	<b>61.90</b>

<b>Est. Fringe</b>	1,085,900	1,425,919	383,509	2,895,328
<i>Note: Fringes budgeted in House Bill 5 except for certain fringes budgeted directly to MoDOT, Highway Patrol, and Conservation.</i>				

Other Funds: See Decision Item Summary on Following Pages

	FY 2024 Governor's Recommendation			
	GR	Federal	Other	Total
PS	0	0	0	0
EE	0	0	0	0
PSD	0	0	0	0
TRF	0	0	0	0
<b>Total</b>	<b>0</b>	<b>0</b>	<b>0</b>	<b>0</b>
<b>FTE</b>	<b>0.00</b>	<b>0.00</b>	<b>0.00</b>	<b>0.00</b>

<b>Est. Fringe</b>	0	0	0	0
<i>Note: Fringes budgeted in House Bill 5 except for certain fringes budgeted directly to MoDOT, Highway Patrol, and Conservation.</i>				

Other Funds:

### 2. CORE DESCRIPTION

This core request is for funding for all IT expenditures specific to the Department of Health and Senior Services (DHSS), including new IT hardware and software, hardware maintenance, annual software licensing, State Data Center and telecommunications/network charges, and application development.

### 3. PROGRAM LISTING (list programs included in this core funding)

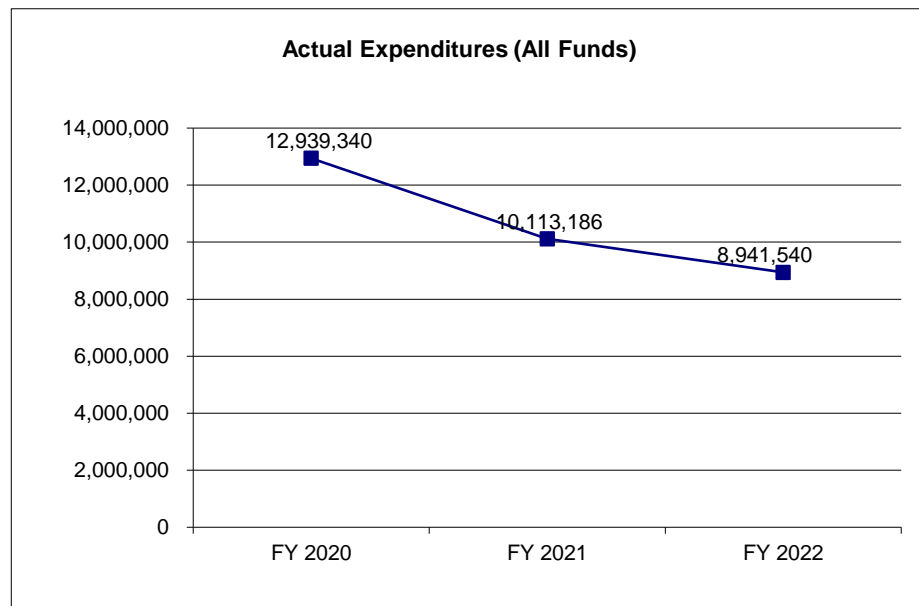
ITSD-DHSS

## CORE DECISION ITEM

<b>Department: Office of Administration</b>	<b>Budget Unit</b> <u>30586C</u>
<b>Division: Information Technology Services Division (ITSD)</b>	
<b>Core: DHSS IT Core</b>	<b>HB Section</b> <u>05.030</u>

### 4. FINANCIAL HISTORY

	<b>FY 2020 Actual</b>	<b>FY 2021 Actual</b>	<b>FY 2022 Actual</b>	<b>FY 2023 Current Yr.</b>
Appropriation (All Funds)	30,474,871	31,176,470	32,482,248	32,187,857
Less Reverted (All Funds)	(64,553)	(71,731)	(72,413)	(76,109)
Less Restricted (All Funds)*	0	0	0	0
Budget Authority (All Funds)	30,410,318	31,104,739	32,409,835	32,111,748
Actual Expenditures (All Funds)	12,939,340	10,113,186	8,941,540	N/A
Unexpended (All Funds)	17,470,978	20,991,553	23,468,295	N/A
Unexpended, by Fund:				
General Revenue	152,891	69,543	27,152	N/A
Federal	16,169,090	20,183,265	22,192,068	N/A
Other	1,148,997	738,745	1,249,075	N/A



\*Current Year restricted amount is as of \_\_\_\_\_.

Reverted includes the statutory three percent reserve amount (when applicable).

Restricted includes any Governor's expenditure restrictions which remained at the end of the fiscal year (when applicable).

### NOTES:

Actual appropriation is the budget authority amount after all required flexibility transactions were processed. Flexibility is used to help manage priorities for all consolidated agencies as IT needs for each agency can change very rapidly throughout the year FY19 and FY20. Financial history also combines expenditures from budget unit 30585C which is now combined with this section beginning FY2021.

**CORE RECONCILIATION DETAIL**

**STATE  
DHSS IT CONSOLIDATION**

**5. CORE RECONCILIATION DETAIL**

	<b>Budget Class</b>	<b>FTE</b>	<b>GR</b>	<b>Federal</b>	<b>Other</b>	<b>Total</b>	<b>Explanation</b>
<b>TAFP AFTER VETOES</b>							
	PS	61.90	1,977,368	2,675,731	638,991	5,292,090	
	EE	0.00	488,911	24,265,656	1,908,702	26,663,269	
	PD	0.00	1	2,500	229,997	232,498	
	<b>Total</b>	<b>61.90</b>	<b>2,466,280</b>	<b>26,943,887</b>	<b>2,777,690</b>	<b>32,187,857</b>	
<b>DEPARTMENT CORE REQUEST</b>							
	PS	61.90	1,977,368	2,675,731	638,991	5,292,090	
	EE	0.00	488,911	24,265,656	1,908,702	26,663,269	
	PD	0.00	1	2,500	229,997	232,498	
	<b>Total</b>	<b>61.90</b>	<b>2,466,280</b>	<b>26,943,887</b>	<b>2,777,690</b>	<b>32,187,857</b>	
<b>GOVERNOR'S RECOMMENDED CORE</b>							
	PS	61.90	1,977,368	2,675,731	638,991	5,292,090	
	EE	0.00	488,911	24,265,656	1,908,702	26,663,269	
	PD	0.00	1	2,500	229,997	232,498	
	<b>Total</b>	<b>61.90</b>	<b>2,466,280</b>	<b>26,943,887</b>	<b>2,777,690</b>	<b>32,187,857</b>	

## DECISION ITEM SUMMARY

Budget Unit								
Decision Item	FY 2022	FY 2022	FY 2023	FY 2023	FY 2024	FY 2024	*****	*****
Budget Object Summary	ACTUAL	ACTUAL	BUDGET	BUDGET	DEPT REQ	DEPT REQ	SECURED	SECURED
Fund	DOLLAR	FTE	DOLLAR	FTE	DOLLAR	FTE	COLUMN	COLUMN
<b>DHSS IT CONSOLIDATION</b>								
<b>CORE</b>								
PERSONAL SERVICES								
GENERAL REVENUE	1,745,475	30.18	1,977,368	23.39	1,977,368	23.39	0	0.00
OA INFORMATION TECH FED& OTHER	1,386,098	24.64	2,675,731	28.86	2,675,731	28.86	0	0.00
NURSING FAC QUALITY OF CARE	0	0.00	363,494	6.34	363,494	6.34	0	0.00
MO PUBLIC HEALTH SERVICES	80,076	1.28	268,134	3.31	268,134	3.31	0	0.00
PROF & PRACT NURSING LOANS	0	0.00	1,714	0.00	1,714	0.00	0	0.00
DEPT HEALTH & SR SV DOCUMENT	0	0.00	18	0.00	18	0.00	0	0.00
DEPT OF HEALTH-DONATED	0	0.00	55	0.00	55	0.00	0	0.00
SAFE DRINKING WATER FUND	0	0.00	1	0.00	1	0.00	0	0.00
ORGAN DONOR PROGRAM	184	0.00	5,575	0.00	5,575	0.00	0	0.00
TOTAL - PS	3,211,833	56.10	5,292,090	61.90	5,292,090	61.90	0	0.00
EXPENSE & EQUIPMENT								
GENERAL REVENUE	370,802	0.00	488,911	0.00	488,911	0.00	0	0.00
OA INFORMATION TECH FED& OTHER	3,815,109	0.00	23,601,507	0.00	23,601,507	0.00	0	0.00
DHSS FEDERAL STIMULUS	110,251	0.00	615,916	0.00	615,916	0.00	0	0.00
DHSS FEDERAL STIMULUS 2021	4,000	0.00	48,233	0.00	48,233	0.00	0	0.00
NURSING FAC QUALITY OF CARE	463,450	0.00	454,116	0.00	454,116	0.00	0	0.00
HEALTH INITIATIVES	61,063	0.00	62,999	0.00	62,999	0.00	0	0.00
HEALTH ACCESS INCENTIVE	3,000	0.00	7,689	0.00	7,689	0.00	0	0.00
MAMMOGRAPHY	3,000	0.00	4,636	0.00	4,636	0.00	0	0.00
MO PUBLIC HEALTH SERVICES	695,070	0.00	936,217	0.00	936,217	0.00	0	0.00
PROF & PRACT NURSING LOANS	4,000	0.00	5,594	0.00	5,594	0.00	0	0.00
DEPT HEALTH & SR SV DOCUMENT	0	0.00	98,305	0.00	98,305	0.00	0	0.00
ENVIRONMENTAL RADIATION MONITR	0	0.00	1,299	0.00	1,299	0.00	0	0.00
DEPT OF HEALTH-DONATED	0	0.00	20,512	0.00	20,512	0.00	0	0.00
HAZARDOUS WASTE FUND	8,000	0.00	8,699	0.00	8,699	0.00	0	0.00
SAFE DRINKING WATER FUND	9,518	0.00	16,303	0.00	16,303	0.00	0	0.00
PUTATIVE FATHER REGISTRY	2,000	0.00	12,299	0.00	12,299	0.00	0	0.00
ORGAN DONOR PROGRAM	92,092	0.00	266,999	0.00	266,999	0.00	0	0.00
CHILDHOOD LEAD TESTING	0	0.00	13,031	0.00	13,031	0.00	0	0.00
AMBULANCE SERVICE REIMB ALLOW	0	0.00	4	0.00	4	0.00	0	0.00
TOTAL - EE	5,641,355	0.00	26,663,269	0.00	26,663,269	0.00	0	0.00
<b>PROGRAM-SPECIFIC</b>								

9/23/22 13:57

im\_disummary

## DECISION ITEM SUMMARY

Budget Unit								
Decision Item	FY 2022	FY 2022	FY 2023	FY 2023	FY 2024	FY 2024	*****	*****
Budget Object Summary	ACTUAL	ACTUAL	BUDGET	BUDGET	DEPT REQ	DEPT REQ	SECURED	SECURED
Fund	DOLLAR	FTE	DOLLAR	FTE	DOLLAR	FTE	COLUMN	COLUMN
<b>DHSS IT CONSOLIDATION</b>								
<b>CORE</b>								
PROGRAM-SPECIFIC								
GENERAL REVENUE	2,330	0.00	1	0.00	1	0.00	0	0.00
OA INFORMATION TECH FED& OTHER	20,691	0.00	2,500	0.00	2,500	0.00	0	0.00
NURSING FAC QUALITY OF CARE	9,061	0.00	1	0.00	1	0.00	0	0.00
MO PUBLIC HEALTH SERVICES	56,270	0.00	30,000	0.00	30,000	0.00	0	0.00
AMBULANCE SERVICE REIMB ALLOW	0	0.00	199,996	0.00	199,996	0.00	0	0.00
TOTAL - PD	88,352	0.00	232,498	0.00	232,498	0.00	0	0.00
<b>TOTAL</b>	<b>8,941,540</b>	<b>56.10</b>	<b>32,187,857</b>	<b>61.90</b>	<b>32,187,857</b>	<b>61.90</b>	<b>0</b>	<b>0.00</b>
<b>GRAND TOTAL</b>	<b>\$8,941,540</b>	<b>56.10</b>	<b>\$32,187,857</b>	<b>61.90</b>	<b>\$32,187,857</b>	<b>61.90</b>	<b>\$0</b>	<b>0.00</b>

9/23/22 13:57

im\_disummary

# DECISION ITEM DETAIL

Budget Unit	FY 2022	FY 2022	FY 2023	FY 2023	FY 2024	FY 2024	*****	*****
Decision Item	ACTUAL	ACTUAL	BUDGET	BUDGET	DEPT REQ	DEPT REQ	SECURED	SECURED
Budget Object Class	DOLLAR	FTE	DOLLAR	FTE	DOLLAR	FTE	COLUMN	COLUMN
<b>DHSS IT CONSOLIDATION</b>								
<b>CORE</b>								
DATA PROCESSOR TECHNICAL	54,732	0.98	35,342	1.08	35,342	1.08	0	0.00
DATA PROCESSING MANAGER	88,606	1.00	82,786	1.00	82,786	1.00	0	0.00
SPECIAL ASST PROFESSIONAL	30,723	0.56	279	0.00	279	0.00	0	0.00
LEAD ADMIN SUPPORT ASSISTANT	40,714	1.00	38,840	1.00	38,840	1.00	0	0.00
ASSOC APPLICATIONS DEVELOPER	442,525	8.90	2,862,795	38.25	2,862,795	38.25	0	0.00
APPLICATIONS DEVELOPER	624,536	10.13	549,717	6.46	549,717	6.46	0	0.00
SENIOR APPLICATIONS DEVELOPER	55,060	0.85	828,776	5.15	828,776	5.15	0	0.00
APPLICATIONS DEVELOPMENT SPEC	127,018	1.81	4,433	0.00	4,433	0.00	0	0.00
APPLICATIONS DEVELOPMENT MGR	67,892	0.88	33,452	0.44	33,452	0.44	0	0.00
DATA TECHNICIAN	820	0.02	0	0.00	0	0.00	0	0.00
DATA ANALYST	869	0.02	0	0.00	0	0.00	0	0.00
DATA SPECIALIST	49,186	0.72	0	0.00	0	0.00	0	0.00
ENTERPRISE ARCHITECT	68,250	1.00	0	0.00	0	0.00	0	0.00
GEOGRAPHIC INFO SYSTEMS SPEC	53,701	0.94	74,164	0.50	74,164	0.50	0	0.00
GEOGRAPHIC INFO SYSTEMS SPV	3,522	0.05	0	0.00	0	0.00	0	0.00
GEOGRAPHIC INFO SYSTEMS MGR	495	0.01	0	0.00	0	0.00	0	0.00
DIR STRATEGY & PLANNING LVL 3	69,717	0.71	0	0.00	0	0.00	0	0.00
BUSINESS ANALYST	6,251	0.17	105,641	1.27	105,641	1.27	0	0.00
SENIOR BUSINESS ANALYST	223	0.00	2,212	0.00	2,212	0.00	0	0.00
PROJECT MANAGER	149,445	2.28	552,408	4.59	552,408	4.59	0	0.00
SENIOR PROJECT MANAGER	80,271	0.98	1,177	0.00	1,177	0.00	0	0.00
PROJECT MANAGER DIRECTOR	2,149	0.02	0	0.00	0	0.00	0	0.00
SYSTEMS ADMINISTRATION TECH	66,787	1.33	106,926	1.96	106,926	1.96	0	0.00
SYSTEMS ADMINISTRATION SPEC	261,689	4.52	0	0.00	0	0.00	0	0.00
SR SYSTEMS ADMINISTRATION SPEC	5,561	0.08	0	0.00	0	0.00	0	0.00
SYSTEMS ADMINISTRATOR	206	0.00	0	0.00	0	0.00	0	0.00
CLIENT SUPPORT TECH-TIER 2	717,656	14.88	0	0.00	0	0.00	0	0.00
SENIOR CLIENT SUPPORT TECH	6,621	0.10	13,142	0.20	13,142	0.20	0	0.00
CLIENT SUPPORT SUPERVISOR	108,752	1.80	0	0.00	0	0.00	0	0.00
CLIENT SUPPORT MANAGER	27,856	0.36	0	0.00	0	0.00	0	0.00
<b>TOTAL - PS</b>	<b>3,211,833</b>	<b>56.10</b>	<b>5,292,090</b>	<b>61.90</b>	<b>5,292,090</b>	<b>61.90</b>	<b>0</b>	<b>0.00</b>
TRAVEL, IN-STATE	9,896	0.00	6,629	0.00	6,629	0.00	0	0.00

# DECISION ITEM DETAIL

Budget Unit	FY 2022	FY 2022	FY 2023	FY 2023	FY 2024	FY 2024	*****	*****
Decision Item	ACTUAL	ACTUAL	BUDGET	BUDGET	DEPT REQ	DEPT REQ	SECURED	SECURED
Budget Object Class	DOLLAR	FTE	DOLLAR	FTE	DOLLAR	FTE	COLUMN	COLUMN
<b>DHSS IT CONSOLIDATION</b>								
<b>CORE</b>								
TRAVEL, OUT-OF-STATE	0	0.00	2,682	0.00	2,682	0.00	0	0.00
SUPPLIES	4,742	0.00	24,502	0.00	24,502	0.00	0	0.00
PROFESSIONAL DEVELOPMENT	750	0.00	977	0.00	977	0.00	0	0.00
COMMUNICATION SERV & SUPP	595,117	0.00	200,014	0.00	200,014	0.00	0	0.00
PROFESSIONAL SERVICES	1,530,368	0.00	22,929,810	0.00	22,929,809	0.00	0	0.00
M&R SERVICES	2,170,886	0.00	1,605,645	0.00	1,605,646	0.00	0	0.00
COMPUTER EQUIPMENT	789,038	0.00	1,582,188	0.00	1,582,188	0.00	0	0.00
OFFICE EQUIPMENT	0	0.00	14,550	0.00	14,550	0.00	0	0.00
OTHER EQUIPMENT	540,516	0.00	290,102	0.00	290,102	0.00	0	0.00
EQUIPMENT RENTALS & LEASES	0	0.00	5,970	0.00	5,970	0.00	0	0.00
MISCELLANEOUS EXPENSES	42	0.00	200	0.00	200	0.00	0	0.00
<b>TOTAL - EE</b>	<b>5,641,355</b>	<b>0.00</b>	<b>26,663,269</b>	<b>0.00</b>	<b>26,663,269</b>	<b>0.00</b>	<b>0</b>	<b>0.00</b>
PROGRAM DISTRIBUTIONS	56,270	0.00	229,996	0.00	229,996	0.00	0	0.00
DEBT SERVICE	32,082	0.00	2,502	0.00	2,502	0.00	0	0.00
<b>TOTAL - PD</b>	<b>88,352</b>	<b>0.00</b>	<b>232,498</b>	<b>0.00</b>	<b>232,498</b>	<b>0.00</b>	<b>0</b>	<b>0.00</b>
<b>GRAND TOTAL</b>	<b>\$8,941,540</b>	<b>56.10</b>	<b>\$32,187,857</b>	<b>61.90</b>	<b>\$32,187,857</b>	<b>61.90</b>	<b>\$0</b>	<b>0.00</b>
<b>GENERAL REVENUE</b>	<b>\$2,118,607</b>	<b>30.18</b>	<b>\$2,466,280</b>	<b>23.39</b>	<b>\$2,466,280</b>	<b>23.39</b>		<b>0.00</b>
<b>FEDERAL FUNDS</b>	<b>\$5,336,149</b>	<b>24.64</b>	<b>\$26,943,887</b>	<b>28.86</b>	<b>\$26,943,887</b>	<b>28.86</b>		<b>0.00</b>
<b>OTHER FUNDS</b>	<b>\$1,486,784</b>	<b>1.28</b>	<b>\$2,777,690</b>	<b>9.65</b>	<b>\$2,777,690</b>	<b>9.65</b>		<b>0.00</b>



## CORE DECISION ITEM

<b>Department: Office of Administration</b>	<b>Budget Unit</b> 30588C
<b>Division: Information Technology Services Division (ITSD)</b>	
<b>Core: DMH IT Core</b>	<b>HB Section</b> 05.030

### 1. CORE FINANCIAL SUMMARY

FY 2024 Budget Request					FY 2024 Governor's Recommendation				
	GR	Federal	Other	Total		GR	Federal	Other	Total
PS	5,771,952	50,448	0	5,822,400	PS	0	0	0	0
EE	2,954,674	3,667,193	0	6,621,867	EE	0	0	0	0
PSD	0	1	0	1	PSD	0	0	0	0
TRF	0	0	0	0	TRF	0	0	0	0
<b>Total</b>	<b>8,726,626</b>	<b>3,717,642</b>	<b>0</b>	<b>12,444,268</b>	<b>Total</b>	<b>0</b>	<b>0</b>	<b>0</b>	<b>0</b>
<b>FTE</b>	<b>34.92</b>	<b>0.50</b>	<b>0.00</b>	<b>35.42</b>	<b>FTE</b>	<b>0.00</b>	<b>0.00</b>	<b>0.00</b>	<b>0.00</b>
<b>Est. Fringe</b>	<b>2,649,871</b>	<b>26,196</b>	<b>0</b>	<b>2,676,068</b>	<b>Est. Fringe</b>	<b>0</b>	<b>0</b>	<b>0</b>	<b>0</b>
<i>Note: Fringes budgeted in House Bill 5 except for certain fringes budgeted directly to MoDOT, Highway Patrol, and Conservation.</i>					<i>Note: Fringes budgeted in House Bill 5 except for certain fringes budgeted directly to MoDOT, Highway Patrol, and Conservation.</i>				

Other Funds: See Decision Item Summary on Following Pages

Other Funds:

### 2. CORE DESCRIPTION

This core request is for funding for all IT expenditures specific to the Department of Mental Health (DMH), including new IT hardware and software, hardware maintenance, annual software licensing, State Data Center and telecommunications/network charges, and application development.

### 3. PROGRAM LISTING (list programs included in this core funding)

ITSD-DMH

## CORE DECISION ITEM

<b>Department: Office of Administration</b>	<b>Budget Unit</b> <u>30588C</u>
<b>Division: Information Technology Services Division (ITSD)</b>	
<b>Core: DMH IT Core</b>	<b>HB Section</b> <u>05.030</u>

### 4. FINANCIAL HISTORY

	<b>FY 2020 Actual</b>	<b>FY 2021 Actual</b>	<b>FY 2022 Actual</b>	<b>FY 2023 Current Yr.</b>
Appropriation (All Funds)	12,779,205	11,580,085	12,231,895	12,444,268
Less Reverted (All Funds)	(243,477)	(246,829)	(162,452)	(261,799)
Less Restricted (All Funds)*	0	0	0	0
Budget Authority (All Funds)	12,535,728	11,333,256	12,069,443	12,182,469
Actual Expenditures (All Funds)	11,373,938	10,967,960	11,680,645	N/A
Unexpended (All Funds)	1,161,790	365,296	388,798	N/A
Unexpended, by Fund:				
General Revenue	319,433	44,746	40,302	N/A
Federal	805,322	320,550	348,496	N/A
Other	37,035	0	0	N/A

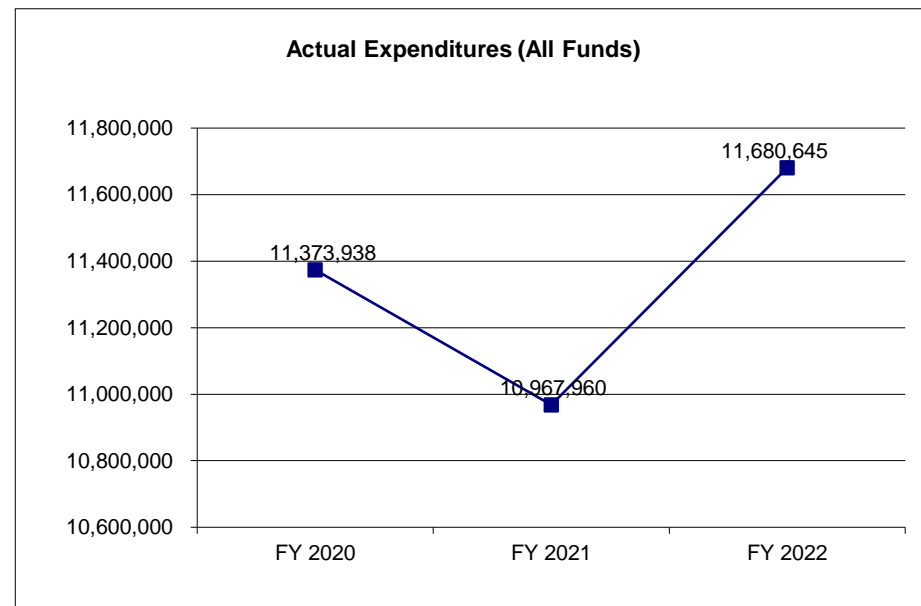
\*Current Year restricted amount is as of \_\_\_\_\_.

Reverted includes the statutory three percent reserve amount (when applicable).

Restricted includes any Governor's expenditure restrictions which remained at the end of the fiscal year (when applicable).

#### NOTES:

Actual appropriation is the budget authority amount after all required flexibility transactions were processed. Flexibility is used to help manage priorities for all consolidated agencies as IT needs for each agency can change very rapidly throughout the year FY19 and FY20. Financial history also combines expenditures from budget unit 30587C which is now combined with this section beginning FY2021.



**CORE RECONCILIATION DETAIL**

**STATE  
DMH IT CONSOLIDATION**

**5. CORE RECONCILIATION DETAIL**

	<b>Budget Class</b>	<b>FTE</b>	<b>GR</b>	<b>Federal</b>	<b>Other</b>	<b>Total</b>	<b>Explanation</b>
<b>TAFP AFTER VETOES</b>							
	PS	35.42	5,771,952	50,448	0	5,822,400	
	EE	0.00	2,954,674	3,667,193	0	6,621,867	
	PD	0.00	0	1	0	1	
	<b>Total</b>	<b>35.42</b>	<b>8,726,626</b>	<b>3,717,642</b>	<b>0</b>	<b>12,444,268</b>	
<b>DEPARTMENT CORE REQUEST</b>							
	PS	35.42	5,771,952	50,448	0	5,822,400	
	EE	0.00	2,954,674	3,667,193	0	6,621,867	
	PD	0.00	0	1	0	1	
	<b>Total</b>	<b>35.42</b>	<b>8,726,626</b>	<b>3,717,642</b>	<b>0</b>	<b>12,444,268</b>	
<b>GOVERNOR'S RECOMMENDED CORE</b>							
	PS	35.42	5,771,952	50,448	0	5,822,400	
	EE	0.00	2,954,674	3,667,193	0	6,621,867	
	PD	0.00	0	1	0	1	
	<b>Total</b>	<b>35.42</b>	<b>8,726,626</b>	<b>3,717,642</b>	<b>0</b>	<b>12,444,268</b>	

## DECISION ITEM SUMMARY

Budget Unit								
Decision Item	FY 2022	FY 2022	FY 2023	FY 2023	FY 2024	FY 2024	*****	*****
Budget Object Summary	ACTUAL	ACTUAL	BUDGET	BUDGET	DEPT REQ	DEPT REQ	SECURED	SECURED
Fund	DOLLAR	FTE	DOLLAR	FTE	DOLLAR	FTE	COLUMN	COLUMN
<b>DMH IT CONSOLIDATION</b>								
<b>CORE</b>								
PERSONAL SERVICES								
GENERAL REVENUE	4,984,297	87.07	5,771,952	34.92	5,771,952	34.92	0	0.00
OA INFORMATION TECH FED& OTHER	3,249	0.06	50,448	0.50	50,448	0.50	0	0.00
TOTAL - PS	4,987,546	87.13	5,822,400	35.42	5,822,400	35.42	0	0.00
EXPENSE & EQUIPMENT								
GENERAL REVENUE	2,980,196	0.00	2,954,674	0.00	2,954,674	0.00	0	0.00
OA INFORMATION TECH FED& OTHER	3,694,692	0.00	3,667,193	0.00	3,667,193	0.00	0	0.00
TOTAL - EE	6,674,888	0.00	6,621,867	0.00	6,621,867	0.00	0	0.00
PROGRAM-SPECIFIC								
OA INFORMATION TECH FED& OTHER	18,211	0.00	1	0.00	1	0.00	0	0.00
TOTAL - PD	18,211	0.00	1	0.00	1	0.00	0	0.00
<b>TOTAL</b>	<b>11,680,645</b>	<b>87.13</b>	<b>12,444,268</b>	<b>35.42</b>	<b>12,444,268</b>	<b>35.42</b>	<b>0</b>	<b>0.00</b>
<b>GRAND TOTAL</b>	<b>\$11,680,645</b>	<b>87.13</b>	<b>\$12,444,268</b>	<b>35.42</b>	<b>\$12,444,268</b>	<b>35.42</b>	<b>\$0</b>	<b>0.00</b>

9/23/22 13:57

im\_disummary

# DECISION ITEM DETAIL

Budget Unit	FY 2022	FY 2022	FY 2023	FY 2023	FY 2024	FY 2024	*****	*****
Decision Item	ACTUAL	ACTUAL	BUDGET	BUDGET	DEPT REQ	DEPT REQ	SECURED	SECURED
Budget Object Class	DOLLAR	FTE	DOLLAR	FTE	DOLLAR	FTE	COLUMN	COLUMN
<b>DMH IT CONSOLIDATION</b>								
<b>CORE</b>								
DATA PROCESSOR TECHNICAL	80,556	2.07	74,369	0.15	74,369	0.15	0	0.00
DATA PROCESSING MANAGER	32,444	0.34	114,957	1.21	114,957	1.21	0	0.00
SPECIAL ASST PROFESSIONAL	21,825	0.25	0	0.00	0	0.00	0	0.00
SPECIAL ASST TECHNICIAN	1,239	0.03	0	0.00	0	0.00	0	0.00
LEAD ADMIN SUPPORT ASSISTANT	12,214	0.30	16,624	0.43	16,624	0.43	0	0.00
SENIOR PROGRAM SPECIALIST	203	0.00	0	0.00	0	0.00	0	0.00
ASSOC APPLICATIONS DEVELOPER	417,972	9.45	1,535,186	0.00	1,535,186	0.00	0	0.00
APPLICATIONS DEVELOPER	290,674	4.99	1,211,425	9.50	1,211,425	9.50	0	0.00
SENIOR APPLICATIONS DEVELOPER	416,589	5.96	535,511	5.31	535,511	5.31	0	0.00
APPLICATIONS DEVELOPMENT SPEC	55,916	0.71	0	0.00	0	0.00	0	0.00
APPLICATIONS DEVELOPMENT MGR	148,644	2.00	11,978	0.07	11,978	0.07	0	0.00
COMPUTER OPERATIONS SUPERVISOR	407	0.01	0	0.00	0	0.00	0	0.00
DATA TECHNICIAN	157,634	3.29	439,385	4.65	439,385	4.65	0	0.00
DATA ANALYST	245,561	4.25	0	0.00	0	0.00	0	0.00
DATA SPECIALIST	133,319	2.00	0	0.00	0	0.00	0	0.00
SENIOR DATA SPECIALIST	206,536	3.00	0	0.00	0	0.00	0	0.00
DATA MANAGER	71,489	0.93	0	0.00	0	0.00	0	0.00
ENTERPRISE ARCHITECT	82,308	1.07	0	0.00	0	0.00	0	0.00
DIR STRATEGY & PLANNING LVL 3	62,235	0.71	0	0.00	0	0.00	0	0.00
SENIOR BUSINESS ANALYST	140,864	2.41	0	0.00	0	0.00	0	0.00
PROJECT MANAGER	237,920	3.52	1,225,324	5.53	1,225,324	5.53	0	0.00
SENIOR PROJECT MANAGER	134,519	1.88	101,775	0.75	101,775	0.75	0	0.00
PROJECT MANAGER DIRECTOR	69,200	0.84	0	0.00	0	0.00	0	0.00
NETWORK INFRASTRUCTURE SPV	18	0.00	0	0.00	0	0.00	0	0.00
QUALITY CONTROL SPECIALIST	88,924	1.46	0	0.00	0	0.00	0	0.00
QUALITY CONTROL COORDINATOR	4,437	0.06	0	0.00	0	0.00	0	0.00
SYSTEMS ADMINISTRATION TECH	119,688	2.55	471,532	7.58	471,532	7.58	0	0.00
SYSTEMS ADMINISTRATION SPEC	110,166	1.91	0	0.00	0	0.00	0	0.00
SR SYSTEMS ADMINISTRATION SPEC	50,615	0.76	0	0.00	0	0.00	0	0.00
SYSTEMS ADMINISTRATOR	0	0.00	84,008	0.24	84,008	0.24	0	0.00
CLIENT SUPPORT TECH-TIER 2	1,108,592	22.86	0	0.00	0	0.00	0	0.00
SENIOR CLIENT SUPPORT TECH	174,134	2.90	326	0.00	326	0.00	0	0.00

# DECISION ITEM DETAIL

Budget Unit	FY 2022	FY 2022	FY 2023	FY 2023	FY 2024	FY 2024	*****	*****
Decision Item	ACTUAL	ACTUAL	BUDGET	BUDGET	DEPT REQ	DEPT REQ	SECURED	SECURED
Budget Object Class	DOLLAR	FTE	DOLLAR	FTE	DOLLAR	FTE	COLUMN	COLUMN
<b>DMH IT CONSOLIDATION</b>								
<b>CORE</b>								
CLIENT SUPPORT SUPERVISOR	176,683	2.83	0	0.00	0	0.00	0	0.00
CLIENT SUPPORT MANAGER	134,021	1.79	0	0.00	0	0.00	0	0.00
<b>TOTAL - PS</b>	<b>4,987,546</b>	<b>87.13</b>	<b>5,822,400</b>	<b>35.42</b>	<b>5,822,400</b>	<b>35.42</b>	<b>0</b>	<b>0.00</b>
TRAVEL, IN-STATE	3,004	0.00	1,450	0.00	1,450	0.00	0	0.00
SUPPLIES	1,209	0.00	1	0.00	1	0.00	0	0.00
PROFESSIONAL DEVELOPMENT	1,961	0.00	2	0.00	2	0.00	0	0.00
COMMUNICATION SERV & SUPP	1,562,193	0.00	1	0.00	1	0.00	0	0.00
PROFESSIONAL SERVICES	3,417,141	0.00	6,620,406	0.00	6,620,404	0.00	0	0.00
M&R SERVICES	1,108,342	0.00	2	0.00	2	0.00	0	0.00
COMPUTER EQUIPMENT	492,553	0.00	2	0.00	2	0.00	0	0.00
OFFICE EQUIPMENT	150	0.00	1	0.00	1	0.00	0	0.00
OTHER EQUIPMENT	87,328	0.00	2	0.00	2	0.00	0	0.00
MISCELLANEOUS EXPENSES	68	0.00	0	0.00	1	0.00	0	0.00
REBILLABLE EXPENSES	939	0.00	0	0.00	1	0.00	0	0.00
<b>TOTAL - EE</b>	<b>6,674,888</b>	<b>0.00</b>	<b>6,621,867</b>	<b>0.00</b>	<b>6,621,867</b>	<b>0.00</b>	<b>0</b>	<b>0.00</b>
DEBT SERVICE	18,211	0.00	1	0.00	1	0.00	0	0.00
<b>TOTAL - PD</b>	<b>18,211</b>	<b>0.00</b>	<b>1</b>	<b>0.00</b>	<b>1</b>	<b>0.00</b>	<b>0</b>	<b>0.00</b>
<b>GRAND TOTAL</b>	<b>\$11,680,645</b>	<b>87.13</b>	<b>\$12,444,268</b>	<b>35.42</b>	<b>\$12,444,268</b>	<b>35.42</b>	<b>\$0</b>	<b>0.00</b>
<b>GENERAL REVENUE</b>	<b>\$7,964,493</b>	<b>87.07</b>	<b>\$8,726,626</b>	<b>34.92</b>	<b>\$8,726,626</b>	<b>34.92</b>		<b>0.00</b>
<b>FEDERAL FUNDS</b>	<b>\$3,716,152</b>	<b>0.06</b>	<b>\$3,717,642</b>	<b>0.50</b>	<b>\$3,717,642</b>	<b>0.50</b>		<b>0.00</b>
<b>OTHER FUNDS</b>	<b>\$0</b>	<b>0.00</b>	<b>\$0</b>	<b>0.00</b>	<b>\$0</b>	<b>0.00</b>		<b>0.00</b>

## CORE DECISION ITEM

<b>Department:</b> Office of Administration	<b>Budget Unit</b> 30584C
<b>Division:</b> Information Technology Services Division (ITSD)	
<b>Core:</b> DSS IT Core	<b>HB Section</b> 05.030

### 1. CORE FINANCIAL SUMMARY

FY 2024 Budget Request					FY 2024 Governor's Recommendation				
	GR	Federal	Other	Total		GR	Federal	Other	Total
<b>PS</b>	3,391,692	6,790,153	0	10,181,845	<b>PS</b>	0	0	0	0
<b>EE</b>	1,281,556	31,257,214	0	32,538,770	<b>EE</b>	0	0	0	0
<b>PSD</b>	0	2	0	2	<b>PSD</b>	0	0	0	0
<b>TRF</b>	0	0	0	0	<b>TRF</b>	0	0	0	0
<b>Total</b>	<b>4,673,248</b>	<b>38,047,369</b>	<b>0</b>	<b>42,720,617</b>	<b>Total</b>	<b>0</b>	<b>0</b>	<b>0</b>	<b>0</b>
<b>FTE</b>	<b>17.73</b>	<b>112.14</b>	<b>0.00</b>	<b>129.87</b>	<b>FTE</b>	<b>0.00</b>	<b>0.00</b>	<b>0.00</b>	<b>0.00</b>

<b>Est. Fringe</b>	1,513,629	4,224,862	0	5,738,491
--------------------	-----------	-----------	---	-----------

*Note: Fringes budgeted in House Bill 5 except for certain fringes budgeted directly to MoDOT, Highway Patrol, and Conservation.*

<b>Est. Fringe</b>	0	0	0	0
--------------------	---	---	---	---

*Note: Fringes budgeted in House Bill 5 except for certain fringes budgeted directly to MoDOT, Highway Patrol, and Conservation.*

Other Funds: See Decision Item Summary on Following Pages

Other Funds:

### 2. CORE DESCRIPTION

This core request is for funding for all IT expenditures specific to the Department of Social Services (DSS), including new IT hardware and software, hardware maintenance, annual software licensing, State Data Center and telecommunications/network charges, and application development.

### 3. PROGRAM LISTING (list programs included in this core funding)

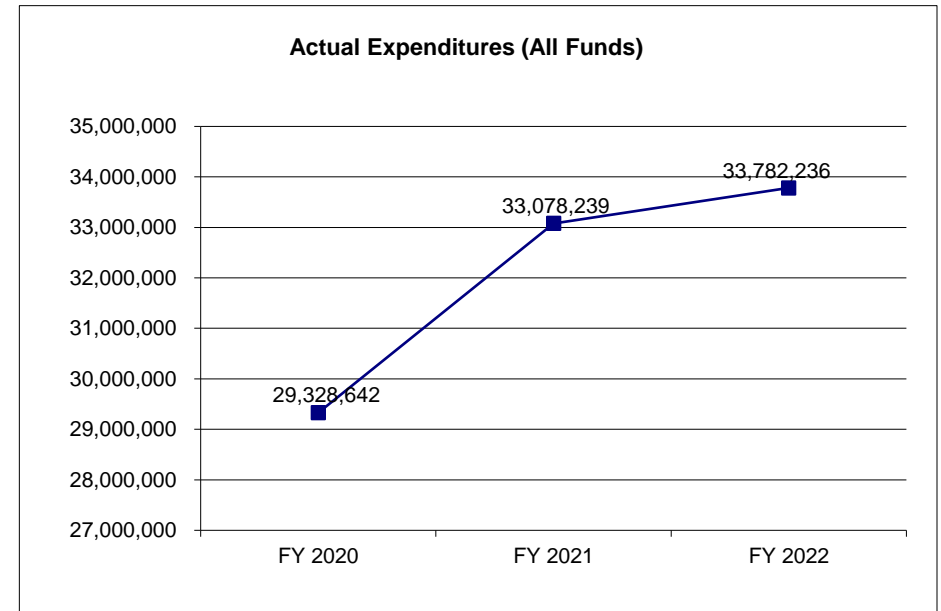
ITSD-DSS

## CORE DECISION ITEM

<b>Department: Office of Administration</b>	<b>Budget Unit</b> <u>30584C</u>
<b>Division: Information Technology Services Division (ITSD)</b>	
<b>Core: DSS IT Core</b>	<b>HB Section</b> <u>05.030</u>

### 4. FINANCIAL HISTORY

	<b>FY 2020 Actual</b>	<b>FY 2021 Actual</b>	<b>FY 2022 Actual</b>	<b>FY 2023 Current Yr.</b>
Appropriation (All Funds)	41,229,956	43,986,504	42,125,890	43,063,397
Less Reverted (All Funds)	(130,994)	(133,073)	(95,435)	(150,481)
Less Restricted (All Funds)*	0	0	0	0
Budget Authority (All Funds)	41,098,962	43,853,431	42,030,455	42,912,916
Actual Expenditures (All Funds)	29,328,642	33,078,239	33,782,236	N/A
Unexpended (All Funds)	11,770,320	10,775,192	8,248,219	N/A
Unexpended, by Fund:				
General Revenue	148,722	26,214	139,751	N/A
Federal	10,891,916	10,333,263	7,692,753	N/A
Other	729,682	415,715	415,715	N/A



\*Current Year restricted amount is as of \_\_\_\_\_.

Reverted includes the statutory three percent reserve amount (when applicable).

Restricted includes any Governor's expenditure restrictions which remained at the end of the fiscal year (when applicable).

### NOTES:

Actual appropriation is the budget authority amount after all required flexibility transactions were processed. Flexibility is used to help manage priorities for all consolidated agencies as IT needs for each agency can change very rapidly throughout the year FY19 and FY20. Financial history also combines expenditures from budget unit 30583C which is now combined with this section beginning FY2021.



**CORE RECONCILIATION DETAIL**

**STATE  
DSS IT CONSOLIDATION**

**5. CORE RECONCILIATION DETAIL**

				<b>Budget Class</b>	<b>FTE</b>	<b>GR</b>	<b>Federal</b>	<b>Other</b>	<b>Total</b>	<b>Explanation</b>
<b>TAFP AFTER VETOES</b>										
				PS	129.87	3,391,692	6,790,153	0	10,181,845	
				EE	0.00	1,624,336	31,257,214	0	32,881,550	
				PD	0.00	0	2	0	2	
				<b>Total</b>	<b>129.87</b>	<b>5,016,028</b>	<b>38,047,369</b>	<b>0</b>	<b>43,063,397</b>	
<b>DEPARTMENT CORE ADJUSTMENTS</b>										
1x Expenditures	47	3810		EE	0.00	(342,780)	0	0	(342,780)	Reduction of 1X expenditures included in the ITSD Elm Street Fire Replacement NDI.
<b>NET DEPARTMENT CHANGES</b>					<b>0.00</b>	<b>(342,780)</b>	<b>0</b>	<b>0</b>	<b>(342,780)</b>	
<b>DEPARTMENT CORE REQUEST</b>										
				PS	129.87	3,391,692	6,790,153	0	10,181,845	
				EE	0.00	1,281,556	31,257,214	0	32,538,770	
				PD	0.00	0	2	0	2	
				<b>Total</b>	<b>129.87</b>	<b>4,673,248</b>	<b>38,047,369</b>	<b>0</b>	<b>42,720,617</b>	
<b>GOVERNOR'S RECOMMENDED CORE</b>										
				PS	129.87	3,391,692	6,790,153	0	10,181,845	
				EE	0.00	1,281,556	31,257,214	0	32,538,770	
				PD	0.00	0	2	0	2	
				<b>Total</b>	<b>129.87</b>	<b>4,673,248</b>	<b>38,047,369</b>	<b>0</b>	<b>42,720,617</b>	

## DECISION ITEM SUMMARY

Budget Unit								
Decision Item	FY 2022	FY 2022	FY 2023	FY 2023	FY 2024	FY 2024	*****	*****
Budget Object Summary	ACTUAL	ACTUAL	BUDGET	BUDGET	DEPT REQ	DEPT REQ	SECURED	SECURED
Fund	DOLLAR	FTE	DOLLAR	FTE	DOLLAR	FTE	COLUMN	COLUMN
<b>DSS IT CONSOLIDATION</b>								
<b>CORE</b>								
PERSONAL SERVICES								
GENERAL REVENUE	3,044,388	51.23	3,391,692	17.73	3,391,692	17.73	0	0.00
OA INFORMATION TECH FED& OTHER	5,664,316	95.83	4,395,572	81.14	4,395,572	81.14	0	0.00
TEMP ASSIST NEEDY FAM FEDERAL	1,728	0.02	2,394,581	31.00	2,394,581	31.00	0	0.00
TOTAL - PS	8,710,432	147.08	10,181,845	129.87	10,181,845	129.87	0	0.00
EXPENSE & EQUIPMENT								
GENERAL REVENUE	1,182,146	0.00	1,624,336	0.00	1,281,556	0.00	0	0.00
OA INFORMATION TECH FED& OTHER	16,821,370	0.00	23,758,926	0.00	23,758,926	0.00	0	0.00
TEMP ASSIST NEEDY FAM FEDERAL	6,924,396	0.00	7,498,288	0.00	7,498,288	0.00	0	0.00
TOTAL - EE	24,927,912	0.00	32,881,550	0.00	32,538,770	0.00	0	0.00
PROGRAM-SPECIFIC								
OA INFORMATION TECH FED& OTHER	0	0.00	1	0.00	1	0.00	0	0.00
TEMP ASSIST NEEDY FAM FEDERAL	143,892	0.00	1	0.00	1	0.00	0	0.00
TOTAL - PD	143,892	0.00	2	0.00	2	0.00	0	0.00
<b>TOTAL</b>	<b>33,782,236</b>	<b>147.08</b>	<b>43,063,397</b>	<b>129.87</b>	<b>42,720,617</b>	<b>129.87</b>	<b>0</b>	<b>0.00</b>
<b>GRAND TOTAL</b>	<b>\$33,782,236</b>	<b>147.08</b>	<b>\$43,063,397</b>	<b>129.87</b>	<b>\$42,720,617</b>	<b>129.87</b>	<b>\$0</b>	<b>0.00</b>

9/23/22 13:57

im\_disummary

## FLEXIBILITY REQUEST FORM

<b>BUDGET UNIT NUMBER:</b> Various <b>BUDGET UNIT NAME:</b> ITSD Department IT Core <b>HOUSE BILL SECTION:</b> 5.030	<b>DEPARTMENT:</b> Office of Administration <b>DIVISION:</b> Information Technology Services Division
--	--

**1. Provide the amount by fund of personal service flexibility and the amount by fund of expense and equipment flexibility you are requesting in dollar and percentage terms and explain why the flexibility is needed. If flexibility is being requested among divisions, provide the amount by fund of flexibility you are requesting in dollar and percentage terms and explain why the flexibility is needed.**

### DEPARTMENT REQUEST

ITSD is requesting 25% flex between PS & EE within section 5.030 and 25% flex between section 5.025 and section 5.030. This is the same level of flexibility as FY23. This flexibility is requested to help manage priorities for all consolidated agencies. Constantly changing needs of departments served by ITSD require that funding be flexible so that proper spending from the appropriations is maintained. It is critical ITSD retain key technical staff that continue to optimize the IT systems and maintain technical support so that E&E operating costs are contained and managed. In addition, certain software, equipment, or contracted services may be needed that can be funded from salary savings. This flexibility allows ITSD to provide services in the most efficient and reliable manner without artificially increasing the "federal and other" appropriation authority of various funds.

**2. Estimate how much flexibility will be used for the budget year. How much flexibility was used in the Prior Year Budget and the Current Year Budget? Please specify the amount.**

PRIOR YEAR ACTUAL AMOUNT OF FLEXIBILITY USED	CURRENT YEAR ESTIMATED AMOUNT OF FLEXIBILITY THAT WILL BE USED	BUDGET REQUEST ESTIMATED AMOUNT OF FLEXIBILITY THAT WILL BE USED
\$7,268,692	Unknown	Unknown

**3. Please explain how flexibility was used in the prior and/or current years.**

PRIOR YEAR EXPLAIN ACTUAL USE	CURRENT YEAR EXPLAIN PLANNED USE
To adjust funding sources for PS and EE for various ITSD appropriations in order to optimize ITSD efficiencies and maintain critical IT infrastructure for all agencies	Flexibility will be used as necessary to optimize ITSD efficiencies and maintain critical IT infrastructure for agencies.

# DECISION ITEM DETAIL

Budget Unit	FY 2022	FY 2022	FY 2023	FY 2023	FY 2024	FY 2024	*****	*****
Decision Item	ACTUAL	ACTUAL	BUDGET	BUDGET	DEPT REQ	DEPT REQ	SECURED	SECURED
Budget Object Class	DOLLAR	FTE	DOLLAR	FTE	DOLLAR	FTE	COLUMN	COLUMN
<b>DSS IT CONSOLIDATION</b>								
<b>CORE</b>								
DATA PROCESSOR TECHNICAL	316,966	4.83	263,682	1.75	263,682	1.75	0	0.00
DATA PROCESSOR PROFESSIONAL	28,446	0.30	59,989	0.10	59,989	0.10	0	0.00
DATA PROCESSING MANAGER	190,833	1.96	104,659	1.00	104,659	1.00	0	0.00
SPECIAL ASST PROFESSIONAL	57,080	0.72	2,051	0.03	2,051	0.03	0	0.00
LEAD ADMIN SUPPORT ASSISTANT	40,721	1.01	16,625	0.43	16,625	0.43	0	0.00
ASSOC APPLICATIONS DEVELOPER	878,386	17.99	4,007,782	31.00	4,007,782	31.00	0	0.00
APPLICATIONS DEVELOPER	1,014,223	17.60	1,584,441	63.53	1,584,441	63.53	0	0.00
SENIOR APPLICATIONS DEVELOPER	1,398,710	19.95	1,978,246	9.67	1,978,246	9.67	0	0.00
APPLICATIONS DEVELOPMENT SPEC	461,782	5.99	0	0.00	0	0.00	0	0.00
APPLICATIONS DEVELOPMENT MGR	410,311	4.94	474,052	2.41	474,052	2.41	0	0.00
COMPUTER OPERATIONS CLERK	10,665	0.33	70,400	2.00	70,400	2.00	0	0.00
COMPUTER OPERATIONS SUPERVISOR	22,072	0.46	0	0.00	0	0.00	0	0.00
DATA TECHNICIAN	7,465	0.14	0	0.00	0	0.00	0	0.00
DATA ANALYST	12,248	0.19	0	0.00	0	0.00	0	0.00
DATA SPECIALIST	66,550	0.99	0	0.00	0	0.00	0	0.00
ENTERPRISE ARCHITECT	187,539	2.31	0	0.00	0	0.00	0	0.00
SENIOR ENTERPRISE ARCHITECT	84,689	0.96	0	0.00	0	0.00	0	0.00
GEOGRAPHIC INFO SYSTEMS SPEC	694	0.02	0	0.00	0	0.00	0	0.00
GEOGRAPHIC INFO SYSTEMS SPV	114	0.00	0	0.00	0	0.00	0	0.00
DIR STRATEGY & PLANNING LVL 3	44,670	0.50	0	0.00	0	0.00	0	0.00
BUSINESS ANALYST	4,914	0.09	0	0.00	0	0.00	0	0.00
SENIOR BUSINESS ANALYST	123,304	1.97	0	0.00	0	0.00	0	0.00
PROJECT MANAGER	227,282	3.48	0	0.00	0	0.00	0	0.00
SENIOR PROJECT MANAGER	84,578	1.00	631,235	2.93	631,235	2.93	0	0.00
PROJECT MANAGER DIRECTOR	45,802	0.55	0	0.00	0	0.00	0	0.00
NETWORK INFRASTRUCTURE SPEC	6,677	0.10	0	0.00	0	0.00	0	0.00
NETWORK INFRASTRUCTURE ARCHTCT	56,600	0.99	0	0.00	0	0.00	0	0.00
NETWORK INFRASTRUCTURE SPV	7,758	0.10	0	0.00	0	0.00	0	0.00
QUALITY CONTROL TECHNICIAN	159,877	3.51	0	0.00	0	0.00	0	0.00
QUALITY CONTROL COORDINATOR	168,850	2.55	0	0.00	0	0.00	0	0.00
SYSTEMS ADMINISTRATION TECH	144,993	2.99	643,907	13.51	643,907	13.51	0	0.00
SYSTEMS ADMINISTRATION SPEC	251,213	4.25	0	0.00	0	0.00	0	0.00

# DECISION ITEM DETAIL

Budget Unit	FY 2022	FY 2022	FY 2023	FY 2023	FY 2024	FY 2024	*****	*****
Decision Item	ACTUAL	ACTUAL	BUDGET	BUDGET	DEPT REQ	DEPT REQ	SECURED	SECURED
Budget Object Class	DOLLAR	FTE	DOLLAR	FTE	DOLLAR	FTE	COLUMN	COLUMN
<b>DSS IT CONSOLIDATION</b>								
<b>CORE</b>								
SR SYSTEMS ADMINISTRATION SPEC	622	0.01	0	0.00	0	0.00	0	0.00
SYSTEMS ADMINISTRATOR	450	0.00	337,837	1.51	337,837	1.51	0	0.00
CLIENT SUPPORT TECH-TIER 2	1,683,976	35.82	0	0.00	0	0.00	0	0.00
SENIOR CLIENT SUPPORT TECH	157,068	2.75	5,098	0.00	5,098	0.00	0	0.00
CLIENT SUPPORT SUPERVISOR	300,395	5.07	0	0.00	0	0.00	0	0.00
CLIENT SUPPORT MANAGER	51,909	0.66	0	0.00	0	0.00	0	0.00
OTHER	0	0.00	1,841	0.00	1,841	0.00	0	0.00
<b>TOTAL - PS</b>	<b>8,710,432</b>	<b>147.08</b>	<b>10,181,845</b>	<b>129.87</b>	<b>10,181,845</b>	<b>129.87</b>	<b>0</b>	<b>0.00</b>
TRAVEL, IN-STATE	16,456	0.00	4,455	0.00	4,455	0.00	0	0.00
TRAVEL, OUT-OF-STATE	0	0.00	182	0.00	182	0.00	0	0.00
SUPPLIES	12,191	0.00	10,003	0.00	3	0.00	0	0.00
PROFESSIONAL DEVELOPMENT	2,973	0.00	2	0.00	2	0.00	0	0.00
COMMUNICATION SERV & SUPP	2,919,320	0.00	3	0.00	3	0.00	0	0.00
PROFESSIONAL SERVICES	16,748,419	0.00	32,534,114	0.00	32,534,112	0.00	0	0.00
M&R SERVICES	2,526,603	0.00	3	0.00	3	0.00	0	0.00
COMPUTER EQUIPMENT	2,457,970	0.00	332,783	0.00	3	0.00	0	0.00
OFFICE EQUIPMENT	2,346	0.00	1	0.00	2	0.00	0	0.00
OTHER EQUIPMENT	241,504	0.00	3	0.00	3	0.00	0	0.00
BUILDING LEASE PAYMENTS	79	0.00	0	0.00	1	0.00	0	0.00
MISCELLANEOUS EXPENSES	51	0.00	1	0.00	1	0.00	0	0.00
<b>TOTAL - EE</b>	<b>24,927,912</b>	<b>0.00</b>	<b>32,881,550</b>	<b>0.00</b>	<b>32,538,770</b>	<b>0.00</b>	<b>0</b>	<b>0.00</b>
DEBT SERVICE	143,892	0.00	2	0.00	2	0.00	0	0.00
<b>TOTAL - PD</b>	<b>143,892</b>	<b>0.00</b>	<b>2</b>	<b>0.00</b>	<b>2</b>	<b>0.00</b>	<b>0</b>	<b>0.00</b>
<b>GRAND TOTAL</b>	<b>\$33,782,236</b>	<b>147.08</b>	<b>\$43,063,397</b>	<b>129.87</b>	<b>\$42,720,617</b>	<b>129.87</b>	<b>\$0</b>	<b>0.00</b>
<b>GENERAL REVENUE</b>	<b>\$4,226,534</b>	<b>51.23</b>	<b>\$5,016,028</b>	<b>17.73</b>	<b>\$4,673,248</b>	<b>17.73</b>		<b>0.00</b>
<b>FEDERAL FUNDS</b>	<b>\$29,555,702</b>	<b>95.85</b>	<b>\$38,047,369</b>	<b>112.14</b>	<b>\$38,047,369</b>	<b>112.14</b>		<b>0.00</b>
<b>OTHER FUNDS</b>	<b>\$0</b>	<b>0.00</b>	<b>\$0</b>	<b>0.00</b>	<b>\$0</b>	<b>0.00</b>		<b>0.00</b>

## PROGRAM DESCRIPTION

Department Information Technology Services Division

HB Section(s): 5.025 & 5.030

Program Name Client Engagement Services

Program is found in the following core budget(s): Information Technology Services Division

### 1a. What strategic priority does this program address?

- Technology Solutions: Looking to the future, implement technology that will improve how we work and provide a better customer and team experience

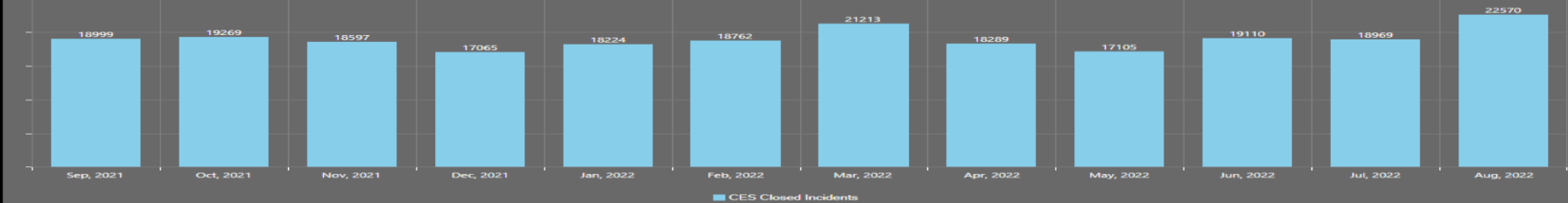
### 1b. What does this program do?

Client Engagement Services (CES) consists of a Call Center, Desktop Services, Inventory Control, Service Technicians, Customer Care Team, and Virtual Services. CES provides customer service to 14 executive agencies, the Governor's Office and Lt. Governor's Office. CES provides a Call Center for support issues, installs computer equipment, troubleshoots technical issues, manages windows security/updates, installs software, runs reports, manages inventory for all ITSD equipment, 5 year refresh, ewaste of ITSD equipment, on call 24/7 for VIP issues, manages the virtual desktop environment, and RSA administrator for State team members across the state to allow them to provide vital services to Missouri citizens.

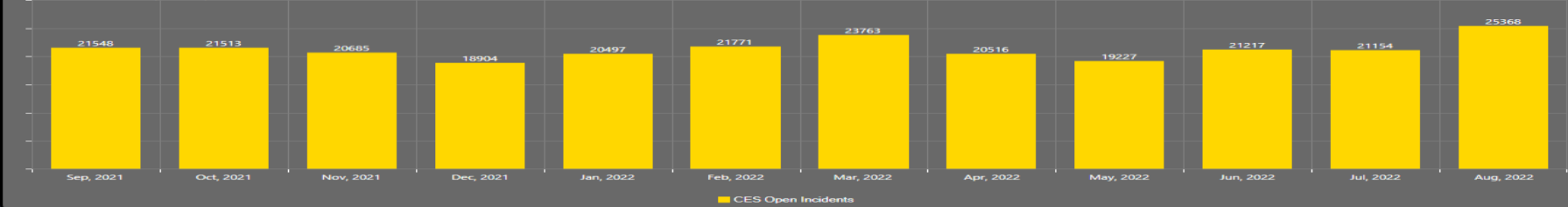
### 2a. Provide an activity measure(s) for the program.

- ITSD works help desk tickets entered by agency clients every day.

CES Closed Incidents by Month



CES Incidents Open by Month



## PROGRAM DESCRIPTION

**Department** Information Technology Services Division

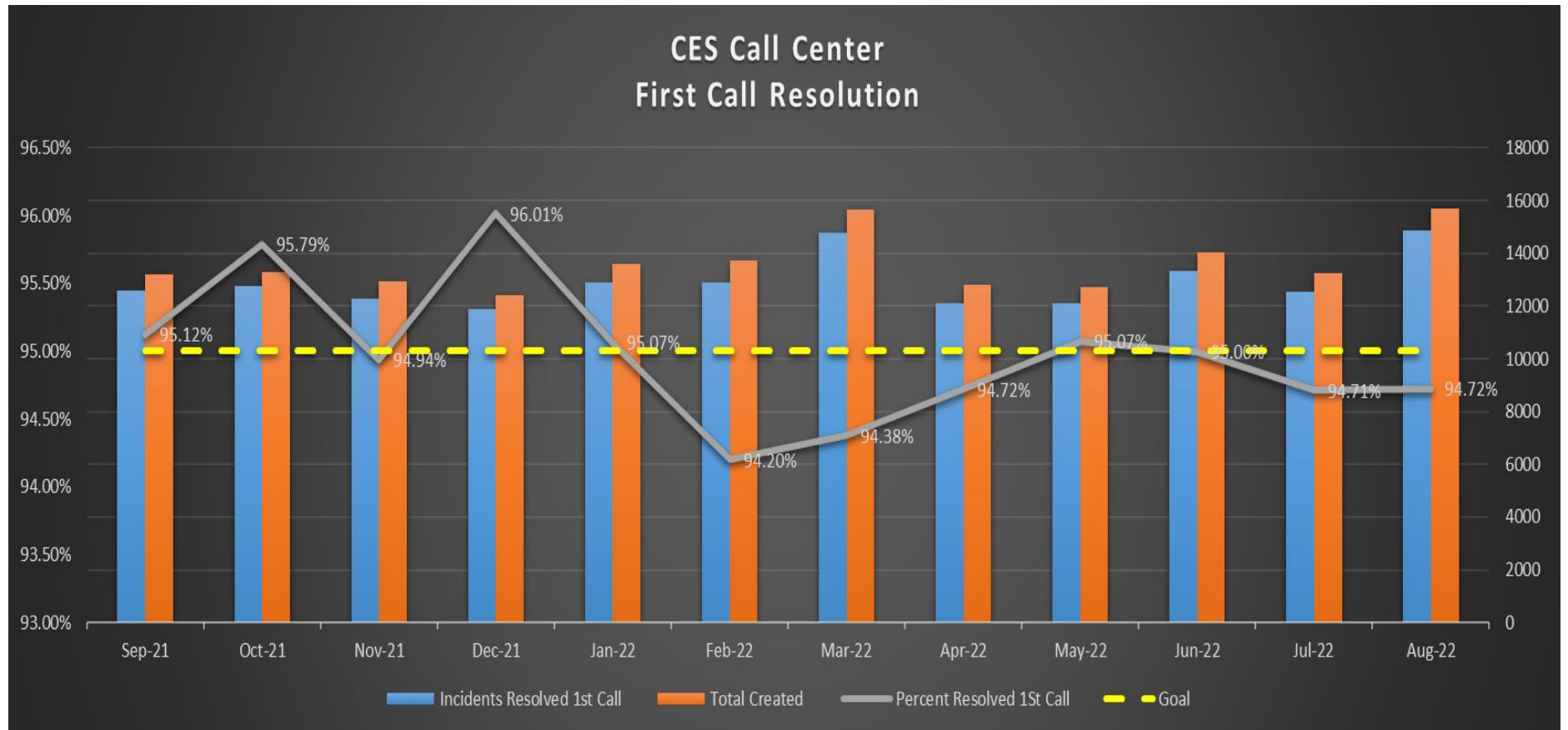
**HB Section(s):** 5.025 & 5.030

**Program Name** Client Engagement Services

**Program is found in the following core budget(s):** Information Technology Services Division

### 2b. Provide a measure(s) of the program's quality.

- CES strives to resolve customer issues on the first call or contact with ITSD.



## PROGRAM DESCRIPTION

Department Information Technology Services Division

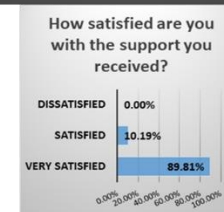
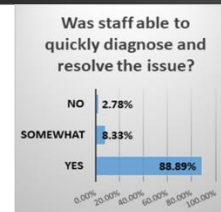
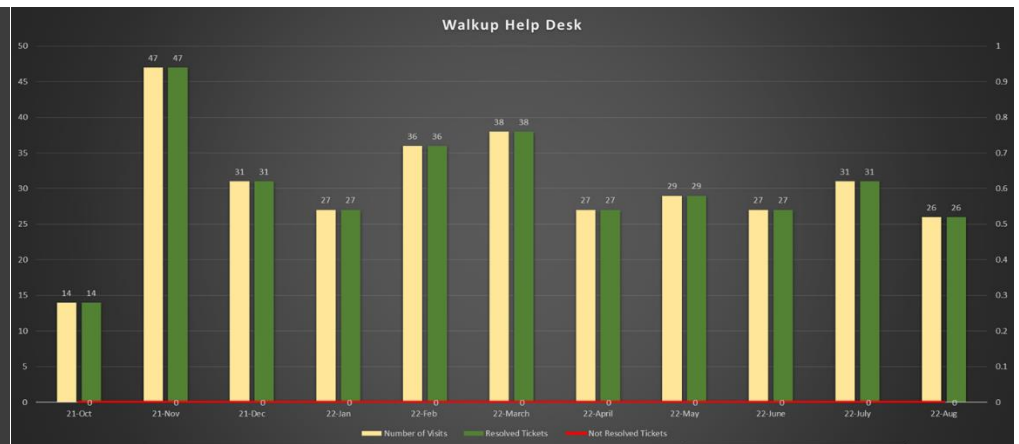
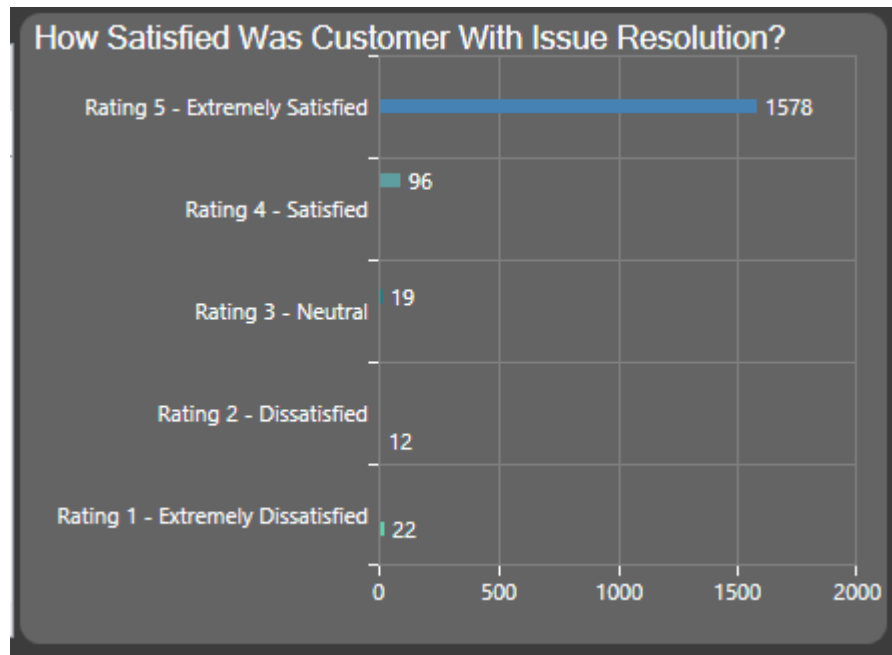
HB Section(s): 5.025 & 5.030

Program Name Client Engagement Services

Program is found in the following core budget(s): Information Technology Services Division

### 2c. Provide a measure(s) of the program's impact.

- ITSD seeks customer feedback on help desk tickets through a survey when each ticket is closed. This practice was implemented last with the new ITSD service portal tool. Rating scale is 1-5 : 5- Extremely Satisfied, 4- Satisfied, 3- Neutral, 2- Dissatisfied 1- Extremely Dissatisfied. In October of 2022 we opened a Walkup Help Desk and have also been tracking customer feedback.





## PROGRAM DESCRIPTION

**Department** Information Technology Services Division

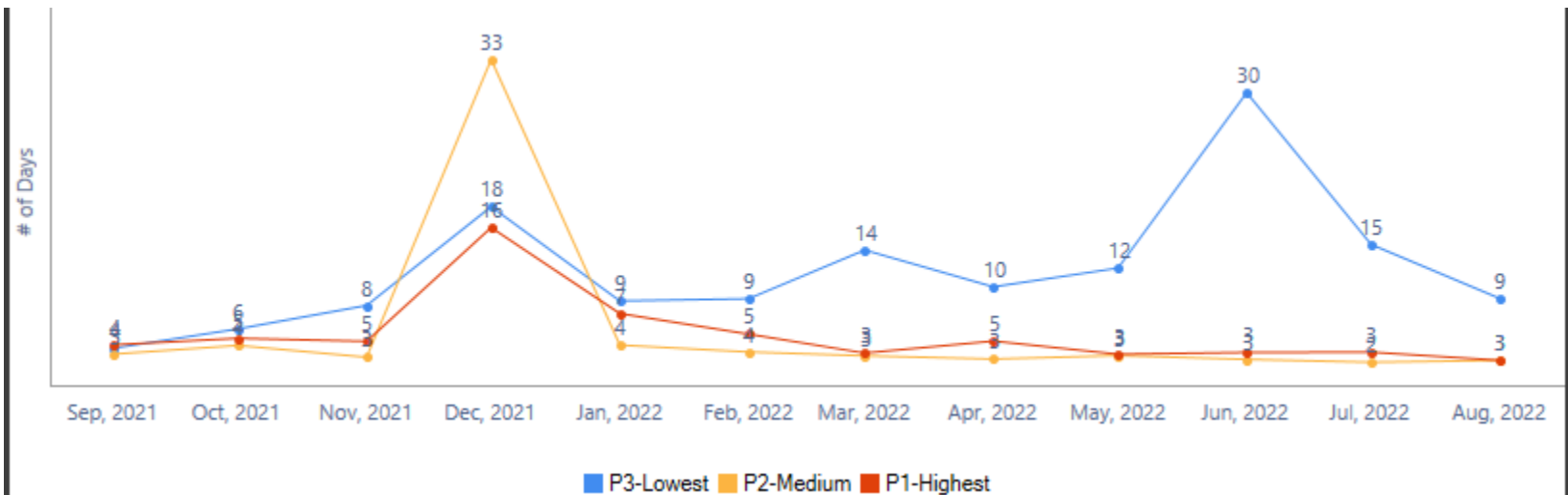
**HB Section(s):** 5.025 & 5.030

**Program Name** Client Engagement Services

**Program is found in the following core budget(s):** Information Technology Services Division

### 2d. Provide a measure(s) of the program's efficiency.

- Our goal is to close a help desk ticket for P1 and P2 is 3 days for CES.



## PROGRAM DESCRIPTION

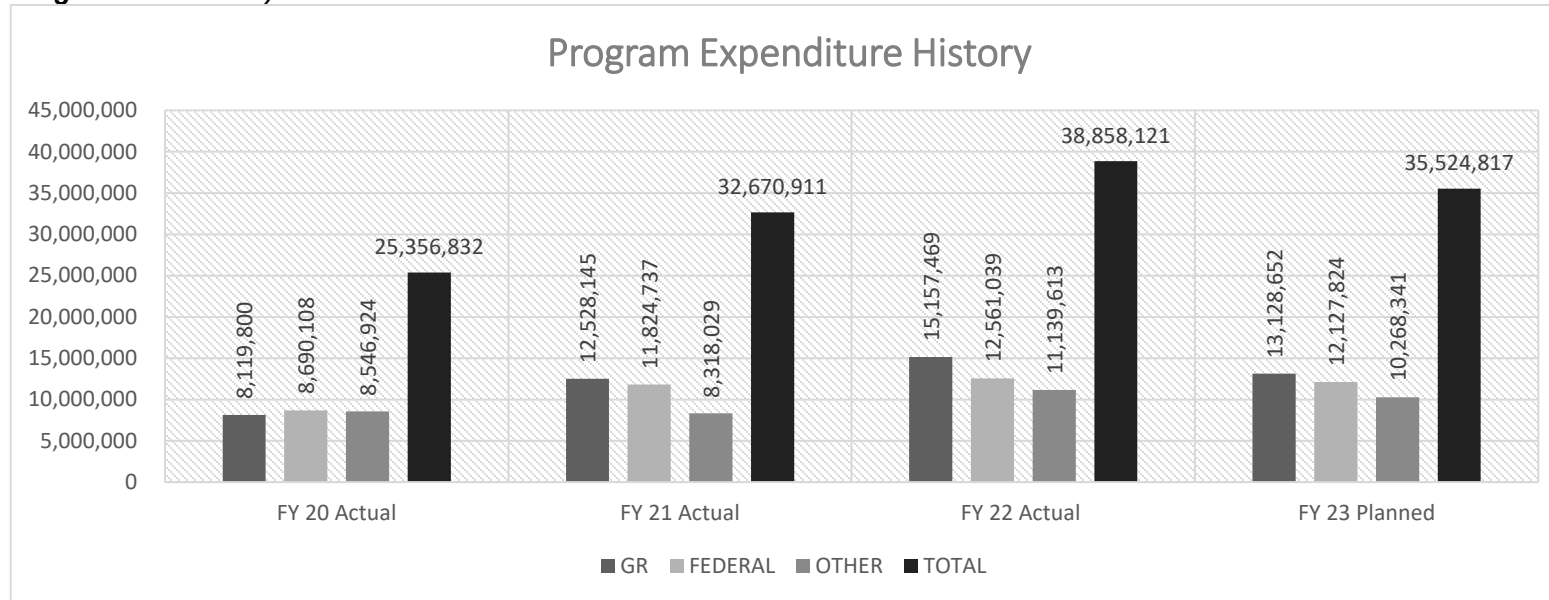
**Department** Information Technology Services Division

**HB Section(s):** 5.025 & 5.030

**Program Name** Client Engagement Services

**Program is found in the following core budget(s):** Information Technology Services Division

**3. Provide actual expenditures for the prior three fiscal years and planned expenditures for the current fiscal year. (Note: Amounts do not include fringe benefit costs.)**



**4. What are the sources of the "Other" funds?**

- Various Sources- ITSD supports 14 executive agencies as well as the Governor and Lt. Governor

**5. What is the authorization for this program, i.e., federal or state statute, etc.? (Include the federal program number, if applicable.)**

- 37.005.8, RSMo

**6. Are there federal matching requirements? If yes, please explain.**

- No

**7. Is this a federally mandated program? If yes, please explain.**

- No

## PROGRAM DESCRIPTION

**Department** Office of Administration

**HB Section(s):** 05.025 & 05.030

**Program Name** State Data Center, Network and Telecommunication

**Program is found in the following core budget(s):** Information Technology Services Division

### 1a. What strategic priority does this program address?

- Technology Solutions: Looking to the future, implement technology that will improve how we work and provide a better customer and team experience

### 1b. What does this program do?

- Provide network and telecommunications services to both consolidated & non-consolidated state agencies. Services include local phone service, long distance, data circuits, internet access, wireless services, managed network, video conferencing, WebEx meeting services, and other communications services. Other services include Call Center, Digital Signage, enterprise digital fax service, and the WebEx app for team collaboration.
- Provide compute and storage infrastructure services to both consolidated & non-consolidated state agencies. Services include mainframe, midrange, and open system servers (Windows and Linux servers), database services, storage services, application platforms for web and general applications, backup & recovery services for application process, electronic content and document services, data protection services, Data Center infrastructure services and other application support platforms. Additionally, maintenance and upgrades on the compute and storage infrastructure is provided. A Network Operations Center (NOC) serves as 24x7 operations and problem reporting center that monitors the availability of network and infrastructure services as well as a reporting center for after hour issues experienced by customers.

### 2a. Provide an activity measure(s) for the program.

## PROGRAM DESCRIPTION

**Department** Office of Administration

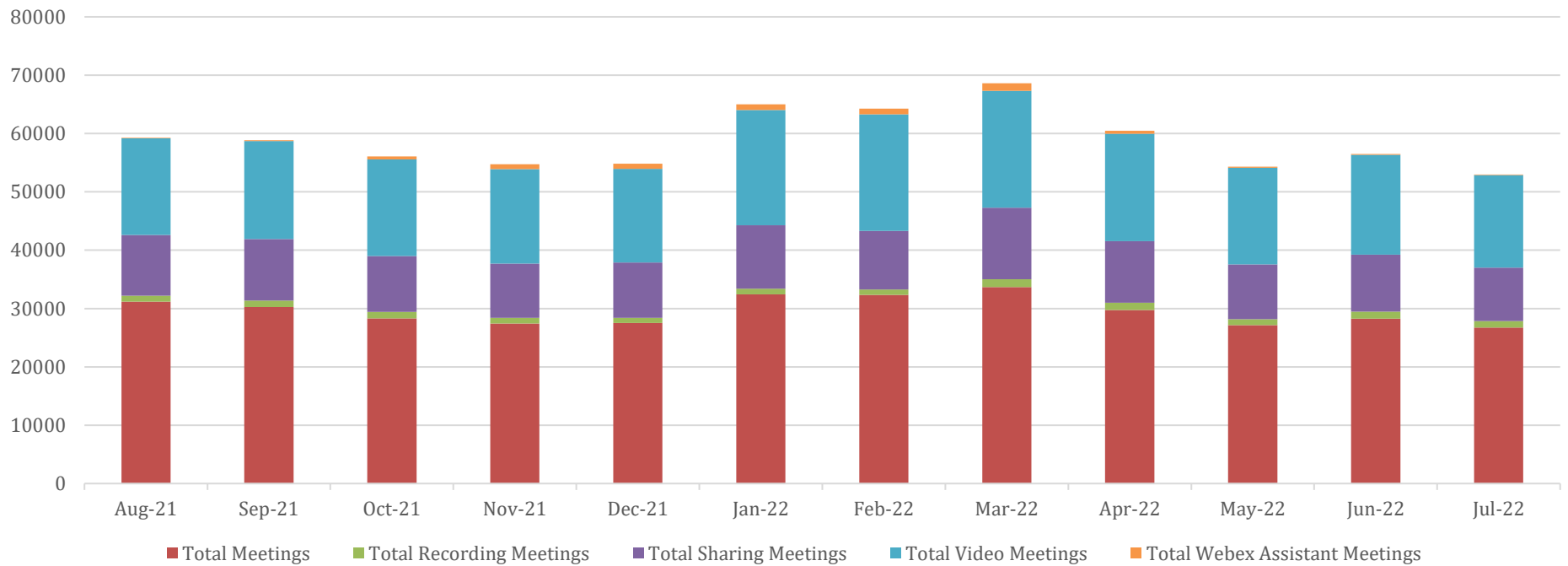
**HB Section(s):** 05.025 & 05.030

**Program Name** State Data Center, Network and Telecommunication

**Program is found in the following core budget(s):** Information Technology Services Division

- WebEx allows agencies to hold meetings without the necessity for travel. This reduces travel time and allows the employee to be more productive. The state averages over 50,000 WebEx meetings a month. WebEx can be utilized with any phone, PC or tablet.

Annual WebEx Usage  
8/1/21 - 7/30/22



## PROGRAM DESCRIPTION

**Department** Office of Administration

**HB Section(s):** 05.025 & 05.030

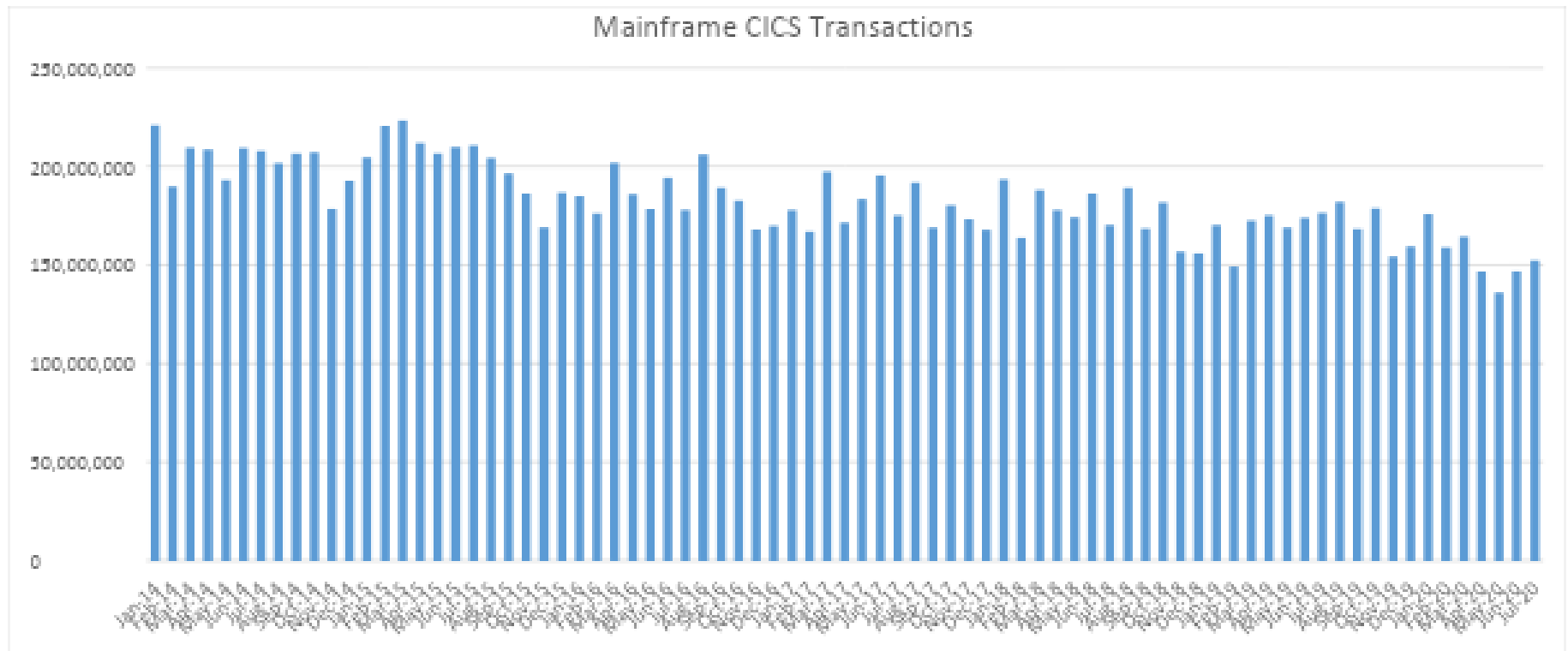
**Program Name** State Data Center, Network and Telecommunication

**Program is found in the following core budget(s):** Information Technology Services Division

CICS (Customer Information Control System) is one of the major sub-systems running on the Enterprise Server (Mainframe). It is an application server that processes transactions to provide services for running mixed-language programs and manages a large volume of submitted requests to run the same applications, using the same files and programs.

CICS manages the sharing of resources, the integrity of data and prioritization of execution, with fast response times as well as providing high availability and scalability at a low cost per transaction. CICS authorizes users, allocates resources, and passes on database requests by the application to the appropriate database manager.

The chart below shows the number of monthly CICS transactions executed indicating the level of reliance of this service to deliver critical services (for some agencies).



## PROGRAM DESCRIPTION

**Department** Office of Administration

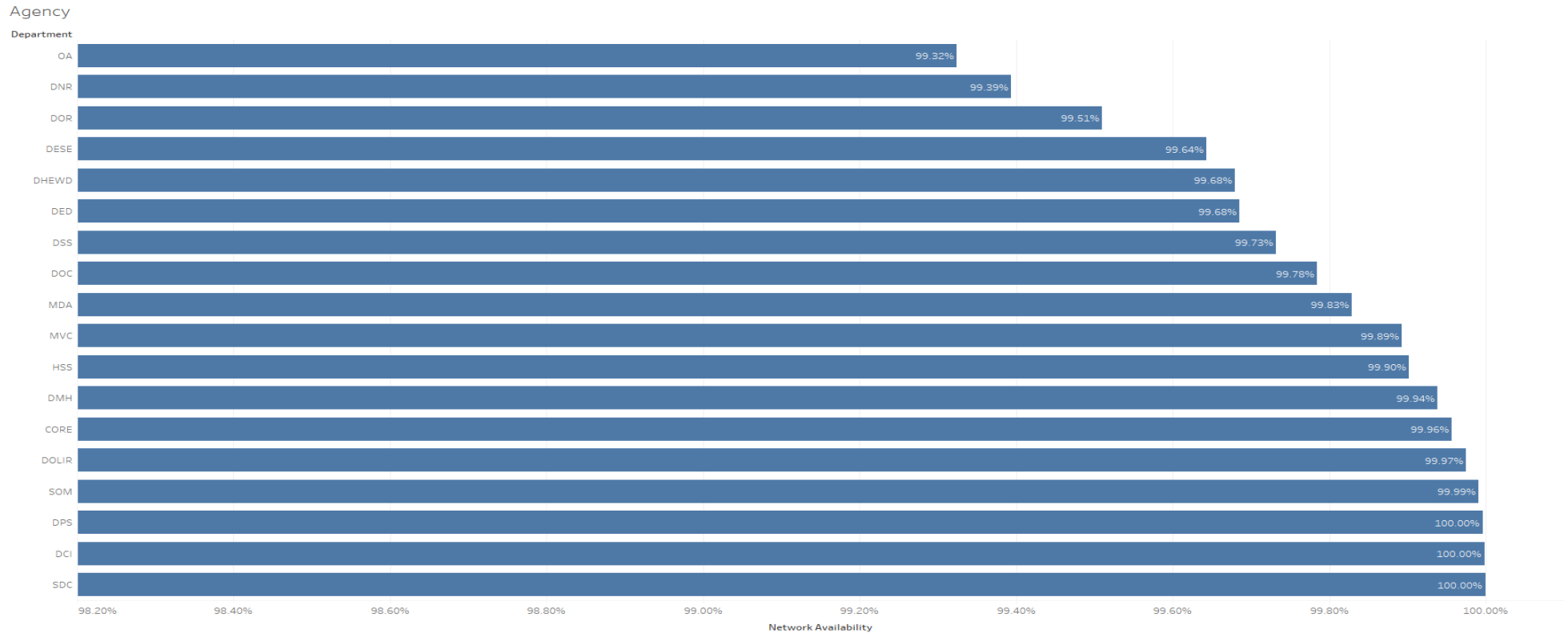
**HB Section(s):** 05.025 & 05.030

**Program Name** State Data Center, Network and Telecommunication

**Program is found in the following core budget(s):** Information Technology Services Division

### 2b. Provide a measure(s) of the program's quality.

- Network availability is critical to the enterprise operations of all consolidated and non-consolidated agencies. The network consists of all agency locations throughout the state. Uptime is measured by data transfer continuity. This is monitored primarily by the Orion Network Monitoring system. The goal for network uptime is 99.9% (this allows for equipment replacement and upgrades). We are currently at 99.72% for timeframe 1/1/2022 – 7/3/2022. The data includes telco provider and power outages.



### 2c. Provide a measure(s) of the program's impact

## PROGRAM DESCRIPTION

**Department** Office of Administration

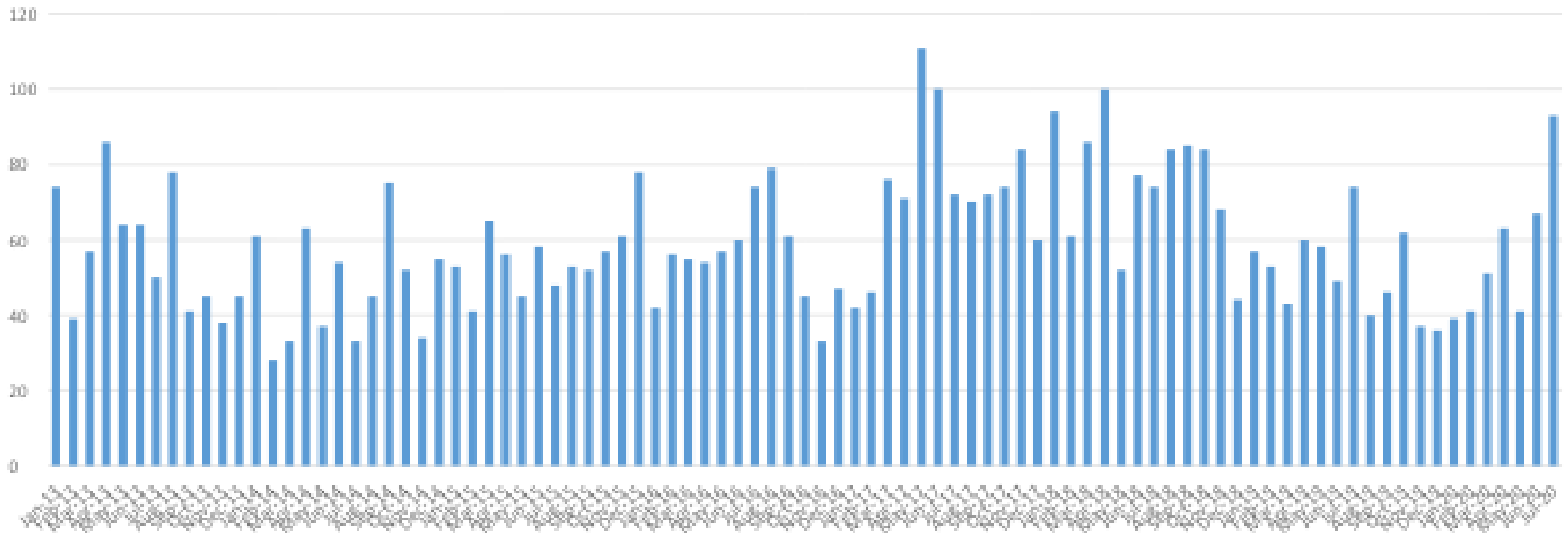
**HB Section(s):** 05.025 & 05.030

**Program Name** State Data Center, Network and Telecommunication

**Program is found in the following core budget(s):** Information Technology Services Division

The Network Operation Center (NOC) has been created to provide an effective enterprise incident management and communication process. The NOC is the hub for all IT internal and external communications for all IT incidents, status updates and incident reporting. The purpose of the NOC is to provide a central location (command and control) for all IT staff to communicate and coordinate production incidents. The NOC will receive an alert, assess impact, assign classification, alert appropriate personnel, establish communication channels, document, and provide incident reports and status updates.

NOC Issues Processed



## PROGRAM DESCRIPTION

**Department** Office of Administration

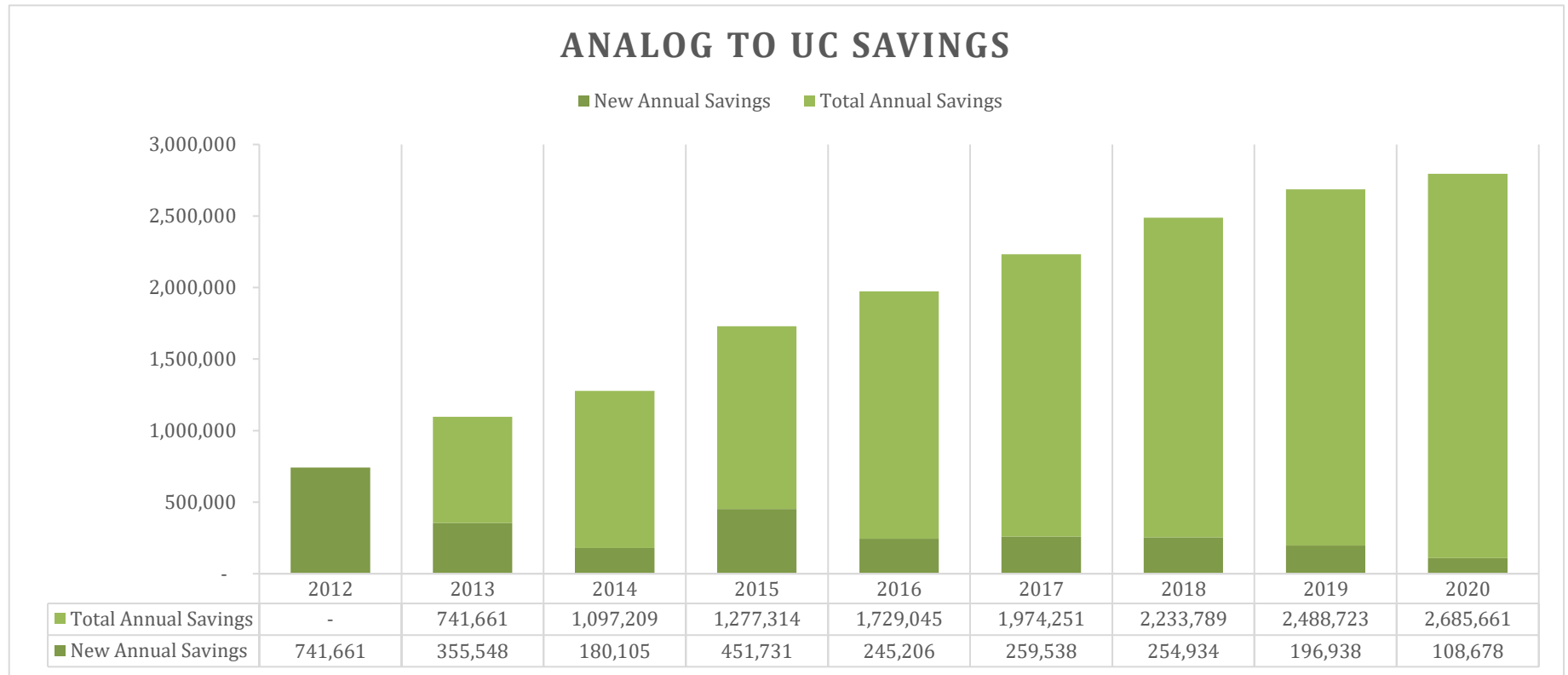
**HB Section(s):** 05.025 & 05.030

**Program Name** State Data Center, Network and Telecommunication

**Program is found in the following core budget(s):** Information Technology Services Division

**2d. Provide a measure(s) of the program's efficiency.**

- Analog phone lines are being phased out throughout the country. Large phone companies are installing fiber circuits to allow more traffic and greater control in routing those calls. Support costs for the analog lines are therefore increasing each year. ITSD/Networking-Telecom has been working with agencies to convert these lines to digital circuits for several years. Phone lines are being converted to UC (VoIP) and fax lines are being converted to the state's enterprise eFax server Biscom. These conversions have lowered costs for the circuits, reduced long distance costs and made faxing more secure. The goal is to convert a minimum of 1,200 lines per year. The average cost of an analog line is \$28.85/month. The cost of a UC phone line is \$11.26/month. The graph below shows new annual savings as a piece of the total annual savings through 2019. There are approximately 7,536 lines left to convert for a total future savings of \$1,590,698/annually.





## PROGRAM DESCRIPTION

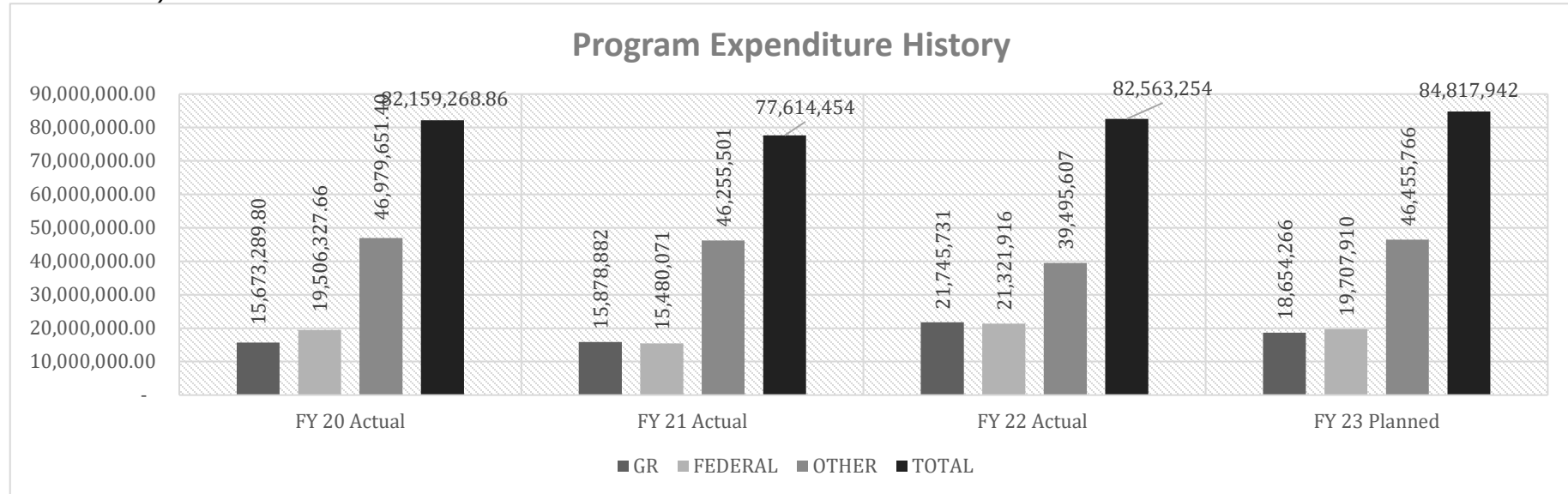
**Department** Office of Administration

**HB Section(s):** 05.025 & 05.030

**Program Name** State Data Center, Network and Telecommunication

**Program is found in the following core budget(s):** Information Technology Services Division

**3. Provide actual expenditures for the prior three fiscal years and planned expenditures for the current fiscal year. (Note: Amounts do not include fringe benefit costs.)**



**4. What are the sources of the "Other" funds?**

Various Sources- ITSD supports 14 executive agencies as well as the Governor and Lt. Governor

**5. What is the authorization for this program, i.e., federal or state statute, etc.? (Include the federal program number, if applicable.)**

37.005.8 RSMo & 37.110 RSMo

**6. Are there federal matching requirements? If yes, please explain.**

No

**7. Is this a federally mandated program? If yes, please explain.**

No

## CORE DECISION ITEM

<b>Department: Office of Administration</b>	<b>Budget Unit</b> 30620C
<b>Division: Information Technology Services Division (ITSD)</b>	
<b>Core: Telecommunications/Network</b>	<b>HB Section</b> 05.035

### 1. CORE FINANCIAL SUMMARY

FY 2024 Budget Request					FY 2024 Governor's Recommendation				
	GR	Federal	Other	Total		GR	Federal	Other	Total
PS	0	0	0	0	PS	0	0	0	0
EE	0	0	44,695,696	44,695,696	EE	0	0	0	0
PSD	0	0	5,001	5,001	PSD	0	0	0	0
TRF	0	0	0	0	TRF	0	0	0	0
<b>Total</b>	<b>0</b>	<b>0</b>	<b>44,700,697</b>	<b>44,700,697</b>	<b>Total</b>	<b>0</b>	<b>0</b>	<b>0</b>	<b>0</b>
<b>FTE</b>	<b>0.00</b>	<b>0.00</b>	<b>0.00</b>	<b>0.00</b>	<b>FTE</b>	<b>0.00</b>	<b>0.00</b>	<b>0.00</b>	<b>0.00</b>
<b>Est. Fringe</b>	<b>0</b>	<b>0</b>	<b>0</b>	<b>0</b>	<b>Est. Fringe</b>	<b>0</b>	<b>0</b>	<b>0</b>	<b>0</b>
<i>Note: Fringes budgeted in House Bill 5 except for certain fringes budgeted directly to MoDOT, Highway Patrol, and Conservation.</i>					<i>Note: Fringes budgeted in House Bill 5 except for certain fringes budgeted directly to MoDOT, Highway Patrol, and Conservation.</i>				

Other Funds: Missouri Revolving Info Tech Fund - Fund 0980

Other Funds:

### 2. CORE DESCRIPTION

The Telecommunications core request enables ITSD to provide communications services to all consolidated state agencies and some non-consolidated agencies. Services include local phone service, long distance, data circuits, internet access, wireless services, managed network, video conferencing, WebEx meeting services and other communications services.

### 3. PROGRAM LISTING (list programs included in this core funding)

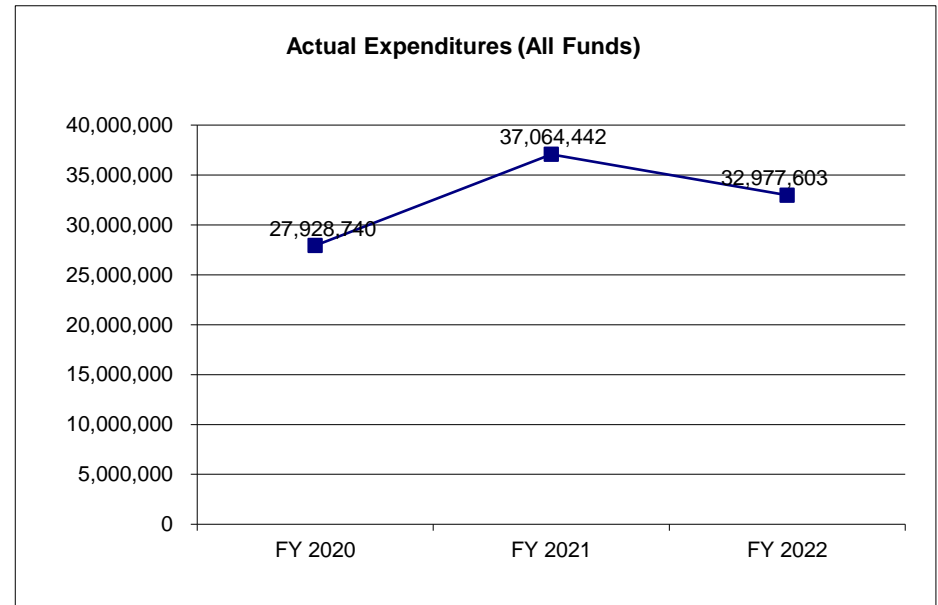
Telecommunications  
Network  
Unified Communications

## CORE DECISION ITEM

<b>Department:</b> Office of Administration	<b>Budget Unit</b> 30620C
<b>Division:</b> Information Technology Services Division (ITSD)	
<b>Core:</b> Telecommunications/Network	<b>HB Section</b> 05.035

### 4. FINANCIAL HISTORY

	<b>FY 2020 Actual</b>	<b>FY 2021 Actual</b>	<b>FY 2022 Actual</b>	<b>FY 2023 Current Yr.</b>
Appropriation (All Funds)	44,700,697	44,700,697	44,700,697	44,700,697
Less Reverted (All Funds)	0	0	0	0
Less Restricted (All Funds)*	0	0	0	0
Budget Authority (All Funds)	44,700,697	44,700,697	44,700,697	44,700,697
Actual Expenditures (All Funds)	27,928,740	37,064,442	32,977,603	N/A
Unexpended (All Funds)	16,771,957	7,636,255	11,723,094	N/A
Unexpended, by Fund:				
General Revenue	0	0	0	N/A
Federal	0	0	0	N/A
Other	16,771,859	7,636,255	11,723,094	N/A



\*Current Year restricted amount is as of \_\_\_\_\_.

Reverted includes the statutory three percent reserve amount (when applicable).

Restricted includes any Governor's expenditure restrictions which remained at the end of the fiscal year (when applicable).

### NOTES:

**CORE RECONCILIATION DETAIL**

STATE  
TELECOM REVOLVING FUND

**5. CORE RECONCILIATION DETAIL**

	Budget Class	FTE	GR	Federal	Other	Total	Explanation
<b>TAFP AFTER VETOES</b>							
	EE	0.00	0	0	44,695,696	44,695,696	
	PD	0.00	0	0	5,001	5,001	
	<b>Total</b>	<b>0.00</b>	<b>0</b>	<b>0</b>	<b>44,700,697</b>	<b>44,700,697</b>	
<b>DEPARTMENT CORE REQUEST</b>							
	EE	0.00	0	0	44,695,696	44,695,696	
	PD	0.00	0	0	5,001	5,001	
	<b>Total</b>	<b>0.00</b>	<b>0</b>	<b>0</b>	<b>44,700,697</b>	<b>44,700,697</b>	
<b>GOVERNOR'S RECOMMENDED CORE</b>							
	EE	0.00	0	0	44,695,696	44,695,696	
	PD	0.00	0	0	5,001	5,001	
	<b>Total</b>	<b>0.00</b>	<b>0</b>	<b>0</b>	<b>44,700,697</b>	<b>44,700,697</b>	

## DECISION ITEM SUMMARY

Budget Unit								
Decision Item	FY 2022	FY 2022	FY 2023	FY 2023	FY 2024	FY 2024	*****	*****
Budget Object Summary	ACTUAL	ACTUAL	BUDGET	BUDGET	DEPT REQ	DEPT REQ	SECURED	SECURED
Fund	DOLLAR	FTE	DOLLAR	FTE	DOLLAR	FTE	COLUMN	COLUMN
<b>TELECOM REVOLVING FUND</b>								
<b>CORE</b>								
EXPENSE & EQUIPMENT								
MO REVOLVING INFO TECH TRUST	32,891,472	0.00	44,695,696	0.00	44,695,696	0.00	0	0.00
TOTAL - EE	32,891,472	0.00	44,695,696	0.00	44,695,696	0.00	0	0.00
PROGRAM-SPECIFIC								
MO REVOLVING INFO TECH TRUST	86,131	0.00	5,001	0.00	5,001	0.00	0	0.00
TOTAL - PD	86,131	0.00	5,001	0.00	5,001	0.00	0	0.00
<b>TOTAL</b>	<b>32,977,603</b>	<b>0.00</b>	<b>44,700,697</b>	<b>0.00</b>	<b>44,700,697</b>	<b>0.00</b>	<b>0</b>	<b>0.00</b>
<b>GRAND TOTAL</b>	<b>\$32,977,603</b>	<b>0.00</b>	<b>\$44,700,697</b>	<b>0.00</b>	<b>\$44,700,697</b>	<b>0.00</b>	<b>\$0</b>	<b>0.00</b>

9/23/22 13:57

im\_disummary

# DECISION ITEM DETAIL

Budget Unit	FY 2022	FY 2022	FY 2023	FY 2023	FY 2024	FY 2024	*****	*****
Decision Item	ACTUAL	ACTUAL	BUDGET	BUDGET	DEPT REQ	DEPT REQ	SECURED	SECURED
Budget Object Class	DOLLAR	FTE	DOLLAR	FTE	DOLLAR	FTE	COLUMN	COLUMN
<b>TELECOM REVOLVING FUND</b>								
<b>CORE</b>								
TRAVEL, IN-STATE	6,282	0.00	1	0.00	1	0.00	0	0.00
TRAVEL, OUT-OF-STATE	6,244	0.00	0	0.00	1	0.00	0	0.00
FUEL & UTILITIES	0	0.00	100	0.00	100	0.00	0	0.00
SUPPLIES	22,710	0.00	25,000	0.00	25,000	0.00	0	0.00
PROFESSIONAL DEVELOPMENT	6,746	0.00	1	0.00	1	0.00	0	0.00
COMMUNICATION SERV & SUPP	294,671	0.00	100,000	0.00	99,999	0.00	0	0.00
PROFESSIONAL SERVICES	436,647	0.00	1,000	0.00	1,000	0.00	0	0.00
HOUSEKEEPING & JANITORIAL SERV	0	0.00	100	0.00	100	0.00	0	0.00
M&R SERVICES	2,555,123	0.00	58,755	0.00	58,755	0.00	0	0.00
COMPUTER EQUIPMENT	3,273,936	0.00	135,917	0.00	135,917	0.00	0	0.00
MOTORIZED EQUIPMENT	0	0.00	5,000	0.00	5,000	0.00	0	0.00
OFFICE EQUIPMENT	207	0.00	10,000	0.00	10,000	0.00	0	0.00
OTHER EQUIPMENT	14,172	0.00	50,000	0.00	50,000	0.00	0	0.00
PROPERTY & IMPROVEMENTS	0	0.00	5,000	0.00	5,000	0.00	0	0.00
REBILLABLE EXPENSES	26,274,734	0.00	44,304,822	0.00	44,304,822	0.00	0	0.00
<b>TOTAL - EE</b>	<b>32,891,472</b>	<b>0.00</b>	<b>44,695,696</b>	<b>0.00</b>	<b>44,695,696</b>	<b>0.00</b>	<b>0</b>	<b>0.00</b>
DEBT SERVICE	86,131	0.00	1	0.00	1	0.00	0	0.00
REFUNDS	0	0.00	5,000	0.00	5,000	0.00	0	0.00
<b>TOTAL - PD</b>	<b>86,131</b>	<b>0.00</b>	<b>5,001</b>	<b>0.00</b>	<b>5,001</b>	<b>0.00</b>	<b>0</b>	<b>0.00</b>
<b>GRAND TOTAL</b>	<b>\$32,977,603</b>	<b>0.00</b>	<b>\$44,700,697</b>	<b>0.00</b>	<b>\$44,700,697</b>	<b>0.00</b>	<b>\$0</b>	<b>0.00</b>
<b>GENERAL REVENUE</b>	<b>\$0</b>	<b>0.00</b>	<b>\$0</b>	<b>0.00</b>	<b>\$0</b>	<b>0.00</b>		<b>0.00</b>
<b>FEDERAL FUNDS</b>	<b>\$0</b>	<b>0.00</b>	<b>\$0</b>	<b>0.00</b>	<b>\$0</b>	<b>0.00</b>		<b>0.00</b>
<b>OTHER FUNDS</b>	<b>\$32,977,603</b>	<b>0.00</b>	<b>\$44,700,697</b>	<b>0.00</b>	<b>\$44,700,697</b>	<b>0.00</b>		<b>0.00</b>

## CORE DECISION ITEM

<b>Department: Office of Administration</b>	<b>Budget Unit</b> 30635C
<b>Division: Information Technology Services Division (ITSD)</b>	
<b>Core: eProcurement and State Technology Fund</b>	<b>HB Section</b> 05.040

### 1. CORE FINANCIAL SUMMARY

FY 2024 Budget Request					FY 2024 Governor's Recommendation				
	GR	Federal	Other	Total		GR	Federal	Other	Total
PS	0	0	0	0	PS	0	0	0	0
EE	0	0	5,000,000	5,000,000	EE	0	0	0	0
PSD	0	0	0	0	PSD	0	0	0	0
TRF	0	0	9,200,000	9,200,000	TRF	0	0	0	0
<b>Total</b>	<b>0</b>	<b>0</b>	<b>14,200,000</b>	<b>14,200,000</b>	<b>Total</b>	<b>0</b>	<b>0</b>	<b>0</b>	<b>0</b>
<b>FTE</b>	<b>0.00</b>	<b>0.00</b>	<b>0.00</b>	<b>0.00</b>	<b>FTE</b>	<b>0.00</b>	<b>0.00</b>	<b>0.00</b>	<b>0.00</b>
<b>Est. Fringe</b>	<b>0</b>	<b>0</b>	<b>0</b>	<b>0</b>	<b>Est. Fringe</b>	<b>0</b>	<b>0</b>	<b>0</b>	<b>0</b>
<i>Note: Fringes budgeted in House Bill 5 except for certain fringes budgeted directly to MoDOT, Highway Patrol, and Conservation.</i>					<i>Note: Fringes budgeted in House Bill 5 except for certain fringes budgeted directly to MoDOT, Highway Patrol, and Conservation.</i>				
Other Funds: Missouri Revolving Info Tech Fund - Fund 0980					Other Funds:				
EProcurement & State Tech Fund - 0495									

### 2. CORE DESCRIPTION

Under Chapter 34, RSMo, OA is responsible for the procurement of supplies, equipment, and services for state departments. OA is currently implementing a statewide eProcurement system. New statewide contracts now include language that requires a one percent administrative fee on all transactions under those contracts. Contractors are required to report transaction totals for the given quarter and submit a check/electronic payment to the State of Missouri. This practice is consistent with the other states which have implemented e-procurement systems. The revenue generated by the one percent fee is to be deposited into its own fund to improve transparency and tracking. The revenue collected into this fund will be used for licensing, maintenance, support and activities related to the eProcurement system.

### 3. PROGRAM LISTING (list programs included in this core funding)

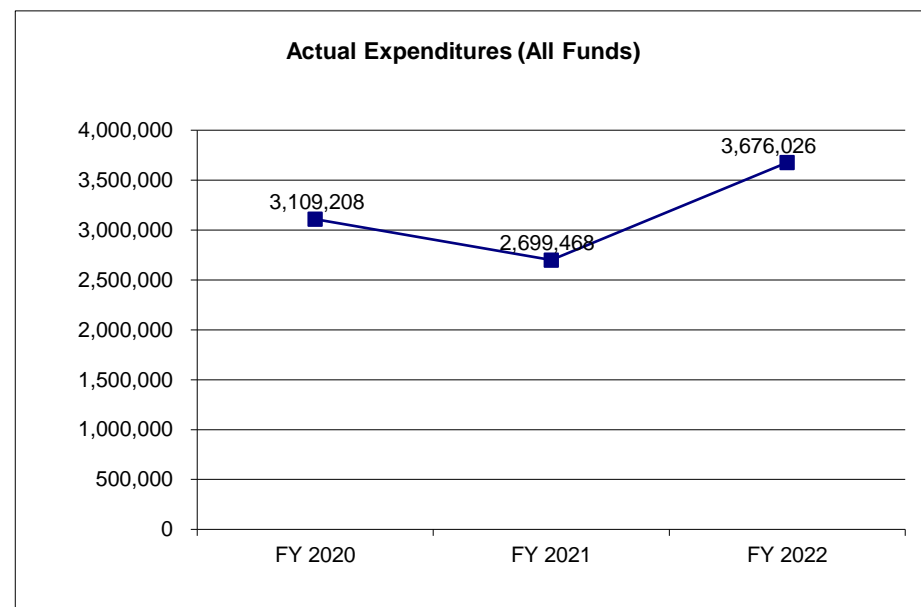
eProcurement

## CORE DECISION ITEM

<b>Department: Office of Administration</b>	<b>Budget Unit</b> <u>30635C</u>
<b>Division: Information Technology Services Division (ITSD)</b>	
<b>Core: eProcurement and State Technology Fund</b>	<b>HB Section</b> <u>05.040</u>

### 4. FINANCIAL HISTORY

	<b>FY 2020 Actual</b>	<b>FY 2021 Actual</b>	<b>FY 2022 Actual</b>	<b>FY 2023 Current Yr.</b>
Appropriation (All Funds)	7,000,000	10,000,000	12,000,000	14,200,000
Less Reverted (All Funds)	0	0	0	0
Less Restricted (All Funds)*	0	0	0	0
Budget Authority (All Funds)	7,000,000	10,000,000	12,000,000	14,200,000
Actual Expenditures (All Funds)	3,109,208	2,699,468	3,676,026	N/A
Unexpended (All Funds)	3,890,792	7,300,532	8,323,974	N/A
Unexpended, by Fund:				
General Revenue	0	0	0	N/A
Federal	0	0	0	N/A
Other	3,890,792	7,300,532	8,323,974	N/A



\*Current Year restricted amount is as of \_\_\_\_\_.

Reverted includes the statutory three percent reserve amount (when applicable).

Restricted includes any Governor's expenditure restrictions which remained at the end of the fiscal year (when applicable).

### NOTES:



**CORE RECONCILIATION DETAIL**

**STATE  
E PROCUREMENT**

**5. CORE RECONCILIATION DETAIL**

	<b>Budget Class</b>	<b>FTE</b>	<b>GR</b>	<b>Federal</b>	<b>Other</b>	<b>Total</b>	<b>Explanation</b>
<b>TAFP AFTER VETOES</b>							
	EE	0.00	0	0	5,000,000	5,000,000	
	TRF	0.00	0	0	9,200,000	9,200,000	
	<b>Total</b>	<b>0.00</b>	<b>0</b>	<b>0</b>	<b>14,200,000</b>	<b>14,200,000</b>	
<b>DEPARTMENT CORE REQUEST</b>							
	EE	0.00	0	0	5,000,000	5,000,000	
	TRF	0.00	0	0	9,200,000	9,200,000	
	<b>Total</b>	<b>0.00</b>	<b>0</b>	<b>0</b>	<b>14,200,000</b>	<b>14,200,000</b>	
<b>GOVERNOR'S RECOMMENDED CORE</b>							
	EE	0.00	0	0	5,000,000	5,000,000	
	TRF	0.00	0	0	9,200,000	9,200,000	
	<b>Total</b>	<b>0.00</b>	<b>0</b>	<b>0</b>	<b>14,200,000</b>	<b>14,200,000</b>	

## DECISION ITEM SUMMARY

Budget Unit								
Decision Item	FY 2022	FY 2022	FY 2023	FY 2023	FY 2024	FY 2024	*****	*****
Budget Object Summary	ACTUAL	ACTUAL	BUDGET	BUDGET	DEPT REQ	DEPT REQ	SECURED	SECURED
Fund	DOLLAR	FTE	DOLLAR	FTE	DOLLAR	FTE	COLUMN	COLUMN
<b>E PROCUREMENT</b>								
<b>CORE</b>								
EXPENSE & EQUIPMENT								
EPROCUREMENT & STATE TECH FUND	1,798,968	0.00	5,000,000	0.00	5,000,000	0.00	0	0.00
TOTAL - EE	1,798,968	0.00	5,000,000	0.00	5,000,000	0.00	0	0.00
FUND TRANSFERS								
MO REVOLVING INFO TECH TRUST	1,877,058	0.00	9,200,000	0.00	9,200,000	0.00	0	0.00
TOTAL - TRF	1,877,058	0.00	9,200,000	0.00	9,200,000	0.00	0	0.00
<b>TOTAL</b>	<b>3,676,026</b>	<b>0.00</b>	<b>14,200,000</b>	<b>0.00</b>	<b>14,200,000</b>	<b>0.00</b>	<b>0</b>	<b>0.00</b>
<b>GRAND TOTAL</b>	<b>\$3,676,026</b>	<b>0.00</b>	<b>\$14,200,000</b>	<b>0.00</b>	<b>\$14,200,000</b>	<b>0.00</b>	<b>\$0</b>	<b>0.00</b>

9/23/22 13:57

im\_disummary

# DECISION ITEM DETAIL

Budget Unit	FY 2022	FY 2022	FY 2023	FY 2023	FY 2024	FY 2024	*****	*****
Decision Item	ACTUAL	ACTUAL	BUDGET	BUDGET	DEPT REQ	DEPT REQ	SECURED	SECURED
Budget Object Class	DOLLAR	FTE	DOLLAR	FTE	DOLLAR	FTE	COLUMN	COLUMN
<b>E PROCUREMENT</b>								
<b>CORE</b>								
PROFESSIONAL SERVICES	744,598	0.00	300,000	0.00	300,000	0.00	0	0.00
M&R SERVICES	965,130	0.00	2,800,000	0.00	2,800,000	0.00	0	0.00
COMPUTER EQUIPMENT	89,240	0.00	1,900,000	0.00	1,900,000	0.00	0	0.00
<b>TOTAL - EE</b>	<b>1,798,968</b>	<b>0.00</b>	<b>5,000,000</b>	<b>0.00</b>	<b>5,000,000</b>	<b>0.00</b>	<b>0</b>	<b>0.00</b>
TRANSFERS OUT	1,877,058	0.00	9,200,000	0.00	9,200,000	0.00	0	0.00
<b>TOTAL - TRF</b>	<b>1,877,058</b>	<b>0.00</b>	<b>9,200,000</b>	<b>0.00</b>	<b>9,200,000</b>	<b>0.00</b>	<b>0</b>	<b>0.00</b>
<b>GRAND TOTAL</b>	<b>\$3,676,026</b>	<b>0.00</b>	<b>\$14,200,000</b>	<b>0.00</b>	<b>\$14,200,000</b>	<b>0.00</b>	<b>\$0</b>	<b>0.00</b>
<b>GENERAL REVENUE</b>	<b>\$0</b>	<b>0.00</b>	<b>\$0</b>	<b>0.00</b>	<b>\$0</b>	<b>0.00</b>		<b>0.00</b>
<b>FEDERAL FUNDS</b>	<b>\$0</b>	<b>0.00</b>	<b>\$0</b>	<b>0.00</b>	<b>\$0</b>	<b>0.00</b>		<b>0.00</b>
<b>OTHER FUNDS</b>	<b>\$3,676,026</b>	<b>0.00</b>	<b>\$14,200,000</b>	<b>0.00</b>	<b>\$14,200,000</b>	<b>0.00</b>		<b>0.00</b>

## CORE DECISION ITEM

<b>Department: Office of Administration</b>	<b>Budget Unit</b> 30640C
<b>Division: Information Technology Services Division (ITSD)</b>	
<b>Core: SAMII Replacement Core</b>	<b>HB Section</b> 05.045

### 1. CORE FINANCIAL SUMMARY

FY 2024 Budget Request					FY 2024 Governor's Recommendation				
	GR	Federal	Other	Total		GR	Federal	Other	Total
PS	0	0	0	0	PS	0	0	0	0
EE	21,800,000	0	4,200,000	26,000,000	EE	0	0	0	0
PSD	0	0	0	0	PSD	0	0	0	0
TRF	0	0	0	0	TRF	0	0	0	0
<b>Total</b>	<b>21,800,000</b>	<b>0</b>	<b>4,200,000</b>	<b>26,000,000</b>	<b>Total</b>	<b>0</b>	<b>0</b>	<b>0</b>	<b>0</b>
FTE	0.00	0.00	0.00	0.00	FTE	0.00	0.00	0.00	0.00
<b>Est. Fringe</b>	<b>0</b>	<b>0</b>	<b>0</b>	<b>0</b>	<b>Est. Fringe</b>	<b>0</b>	<b>0</b>	<b>0</b>	<b>0</b>
<i>Note: Fringes budgeted in House Bill 5 except for certain fringes budgeted directly to MoDOT, Highway Patrol, and Conservation.</i>					<i>Note: Fringes budgeted in House Bill 5 except for certain fringes budgeted directly to MoDOT, Highway Patrol, and Conservation.</i>				

Other Funds: Missouri Revolving Info Tech Fund - Fund 0495

Other Funds:

### 2. CORE DESCRIPTION

This funding is necessary to replace SAM II, the State's legacy Enterprise Resource Planning (ERP) system that was implemented in 2000.

The system is critical and supportive to all segments of State government. All payments from the State Treasury touch SAMII. Critical components with statewide impact include: Employee payroll processing, vendor payment processing, statewide budgeting, budget and cash controls, annual tax reporting (W2s and 1099s) capital asset tracking, data warehouse capabilities, and federal grant tracking. SAM II is written in COBOL, the staff with knowledge to support the system are dwindling both at the State and at the Contractor. Few changes are possible with the exception of required annual patches to produce year-end tax forms. Maintenance payments are increasing annually while the support is continuing to decline from the Contractor as their knowledgeable retire. The risk of key State staff retiring continues to increase. It is possible that the legacy system will not be able to be certified with each new version of Microsoft and IBM infrastructure that is required for the State's security controls. SAM II is a critical enterprise-wide system for bonds, vendors, payroll and payment controls.

### 3. PROGRAM LISTING (list programs included in this core funding)

Statewide

# **CORE DECISION ITEM**

<b>Department:</b> Office of Administration	<b>Budget Unit</b> 30640C
<b>Division:</b> Information Technology Services Division (ITSD)	
<b>Core:</b> SAMII Replacement Core	<b>HB Section</b> 05.045

## **4. FINANCIAL HISTORY**

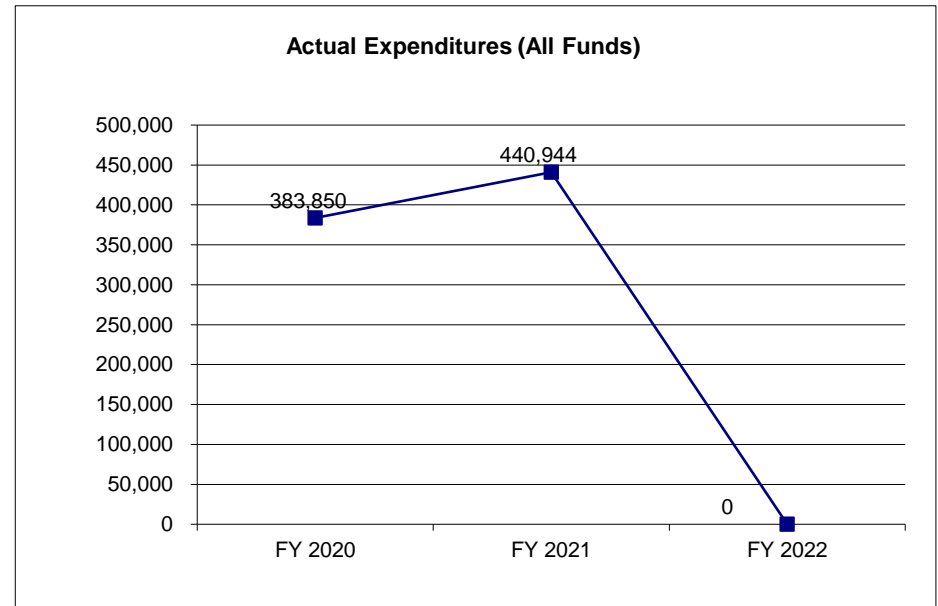
	<b>FY 2020 Actual</b>	<b>FY 2021 Actual</b>	<b>FY 2022 Actual</b>	<b>FY 2023 Current Yr.</b>
Appropriation (All Funds)	11,500,000	11,500,000	23,800,000	26,000,000
Less Reverted (All Funds)	(120,000)	0	(654,000)	(654,000)
Less Restricted (All Funds)*	(3,400,000)	0	0	0
Budget Authority (All Funds)	7,980,000	11,500,000	23,146,000	25,346,000
Actual Expenditures (All Funds)	383,850	440,944	0	N/A
Unexpended (All Funds)	7,596,150	11,059,056	23,146,000	N/A
Unexpended, by Fund:				
General Revenue	96,150	4,000,000	21,146,000	N/A
Federal	1,500,000	1,500,000	0	N/A
Other	6,000,000	5,559,056	2,000,000	N/A

\*Current Year restricted amount is as of \_\_\_\_\_.

Reverted includes the statutory three percent reserve amount (when applicable).

Restricted includes any Governor's expenditure restrictions which remained at the end of the fiscal year (when applicable).

## **NOTES:**



**CORE RECONCILIATION DETAIL**

**STATE  
SAM II REPLACEMENT**

**5. CORE RECONCILIATION DETAIL**

	<b>Budget Class</b>	<b>FTE</b>	<b>GR</b>	<b>Federal</b>	<b>Other</b>	<b>Total</b>	<b>Explanation</b>
<b>TAFP AFTER VETOES</b>							
	EE	0.00	21,800,000	0	4,200,000	26,000,000	
	<b>Total</b>	<b>0.00</b>	<b>21,800,000</b>	<b>0</b>	<b>4,200,000</b>	<b>26,000,000</b>	
<b>DEPARTMENT CORE REQUEST</b>							
	EE	0.00	21,800,000	0	4,200,000	26,000,000	
	<b>Total</b>	<b>0.00</b>	<b>21,800,000</b>	<b>0</b>	<b>4,200,000</b>	<b>26,000,000</b>	
<b>GOVERNOR'S RECOMMENDED CORE</b>							
	EE	0.00	21,800,000	0	4,200,000	26,000,000	
	<b>Total</b>	<b>0.00</b>	<b>21,800,000</b>	<b>0</b>	<b>4,200,000</b>	<b>26,000,000</b>	

## DECISION ITEM SUMMARY

Budget Unit								
Decision Item	FY 2022	FY 2022	FY 2023	FY 2023	FY 2024	FY 2024	*****	*****
Budget Object Summary	ACTUAL	ACTUAL	BUDGET	BUDGET	DEPT REQ	DEPT REQ	SECURED	SECURED
Fund	DOLLAR	FTE	DOLLAR	FTE	DOLLAR	FTE	COLUMN	COLUMN
<b>SAM II REPLACEMENT</b>								
<b>CORE</b>								
EXPENSE & EQUIPMENT								
GENERAL REVENUE	0	0.00	21,800,000	0.00	21,800,000	0.00	0	0.00
EPROCUREMENT & STATE TECH FUND	0	0.00	4,200,000	0.00	4,200,000	0.00	0	0.00
TOTAL - EE	0	0.00	26,000,000	0.00	26,000,000	0.00	0	0.00
<b>TOTAL</b>	<b>0</b>	<b>0.00</b>	<b>26,000,000</b>	<b>0.00</b>	<b>26,000,000</b>	<b>0.00</b>	<b>0</b>	<b>0.00</b>
<b>ERP Replacement - 1300039</b>								
EXPENSE & EQUIPMENT								
GENERAL REVENUE	0	0.00	0	0.00	12,229,640	0.00	0	0.00
EPROCUREMENT & STATE TECH FUND	0	0.00	0	0.00	4,000,000	0.00	0	0.00
TOTAL - EE	0	0.00	0	0.00	16,229,640	0.00	0	0.00
<b>TOTAL</b>	<b>0</b>	<b>0.00</b>	<b>0</b>	<b>0.00</b>	<b>16,229,640</b>	<b>0.00</b>	<b>0</b>	<b>0.00</b>
<b>GRAND TOTAL</b>	<b>\$0</b>	<b>0.00</b>	<b>\$26,000,000</b>	<b>0.00</b>	<b>\$42,229,640</b>	<b>0.00</b>	<b>\$0</b>	<b>0.00</b>

9/23/22 13:57

im\_disummary

# DECISION ITEM DETAIL

Budget Unit	FY 2022	FY 2022	FY 2023	FY 2023	FY 2024	FY 2024	*****	*****
Decision Item	ACTUAL	ACTUAL	BUDGET	BUDGET	DEPT REQ	DEPT REQ	SECURED	SECURED
Budget Object Class	DOLLAR	FTE	DOLLAR	FTE	DOLLAR	FTE	COLUMN	COLUMN
<b>SAM II REPLACEMENT</b>								
<b>CORE</b>								
PROFESSIONAL SERVICES	0	0.00	24,000,000	0.00	24,000,000	0.00	0	0.00
COMPUTER EQUIPMENT	0	0.00	2,000,000	0.00	2,000,000	0.00	0	0.00
<b>TOTAL - EE</b>	<b>0</b>	<b>0.00</b>	<b>26,000,000</b>	<b>0.00</b>	<b>26,000,000</b>	<b>0.00</b>	<b>0</b>	<b>0.00</b>
<b>GRAND TOTAL</b>	<b>\$0</b>	<b>0.00</b>	<b>\$26,000,000</b>	<b>0.00</b>	<b>\$26,000,000</b>	<b>0.00</b>	<b>\$0</b>	<b>0.00</b>
<b>GENERAL REVENUE</b>	<b>\$0</b>	<b>0.00</b>	<b>\$21,800,000</b>	<b>0.00</b>	<b>\$21,800,000</b>	<b>0.00</b>		<b>0.00</b>
<b>FEDERAL FUNDS</b>	<b>\$0</b>	<b>0.00</b>	<b>\$0</b>	<b>0.00</b>	<b>\$0</b>	<b>0.00</b>		<b>0.00</b>
<b>OTHER FUNDS</b>	<b>\$0</b>	<b>0.00</b>	<b>\$4,200,000</b>	<b>0.00</b>	<b>\$4,200,000</b>	<b>0.00</b>		<b>0.00</b>



# NEW DECISION ITEM

RANK: \_\_\_\_\_

Department: Office of Administration	Budget Unit 30640C
Division: Information Technology Services Division	
Enterprise Resource Planning (ERP) Replacement DI# 1300039	HB Section 5.045

## 1. AMOUNT OF REQUEST

FY 2022 Budget Request					FY 2022 Governor's Recommendation						
	GR	Federal	Other	Total	E		GR	Federal	Other	Total	E
PS	0	0	0	0		PS	0	0	0	0	
EE	12,229,640	0	4,000,000	16,229,640		EE	0	0	0	0	
PSD	0	0	0	0		PSD	0	0	0	0	
TRF	0	0	0	0		TRF	0	0	0	0	
Total	12,229,640	0	4,000,000	16,229,640		Total	0	0	0	0	
FTE	0.00	0.00	0.00	0.00		FTE	0.00	0.00	0.00	0.00	
Est. Fringe	0	0	0	0		Est. Fringe	0	0	0	0	
Note: Fringes budgeted in House Bill 5 except for certain fringes budgeted directly to MoDOT, Highway Patrol, and Conservation.						Note: Fringes budgeted in House Bill 5 except for certain fringes budgeted directly to MoDOT, Highway Patrol, and Conservation.					

Other Funds:

Other Funds:

## 2. THIS REQUEST CAN BE CATEGORIZED AS:

<input type="checkbox"/> New Legislation	<input type="checkbox"/> New Program	<input type="checkbox"/> Fund Switch
<input type="checkbox"/> Federal Mandate	<input type="checkbox"/> Program Expansion	<input checked="" type="checkbox"/> Cost to Continue
<input type="checkbox"/> GR Pick-Up	<input type="checkbox"/> Space Request	<input type="checkbox"/> Equipment Replacement
<input type="checkbox"/> Pay Plan	<input type="checkbox"/> Other: _____	

## 3. WHY IS THIS FUNDING NEEDED? PROVIDE AN EXPLANATION FOR ITEMS CHECKED IN #2. INCLUDE THE FEDERAL OR STATE STATUTORY OR CONSTITUTIONAL AUTHORIZATION FOR THIS PROGRAM.

This funding is necessary to replace SAM II, the State's legacy Enterprise Resource Planning (ERP) system that was implemented in 2000. The system is critical and supportive to all segments of State government. All payments from the State Treasury touch SAMII. Critical components with statewide impact include: Employee payroll processing, vendor payment processing, statewide budgeting, budget and cash controls, annual tax reporting (W2s and 1099s) capital asset tracking, data warehouse capabilities, and federal grant tracking. A new ERP is critical to support basic data analysis and fact-based decision making on topics such as workforce strategy, program budgeting, and procurement. Our current SAM II system poses a significant operational risk to the functioning of the government. SAM II is written in COBOL, the staff with knowledge to support the system are dwindling both at the State and at the Contractor. Few changes are possible with the exception of required annual patches to produce yearend tax forms. Maintenance payments are increasing annually while the support is continuing to decline from the Contractor as their knowledgeable retire. The risk of key State staff retiring continues to increase. Coding techniques have changed and there are components of the core modules that can only be assembled in a compiler that is 2 versions behind today's standard.

**NEW DECISION ITEM**

**RANK:** \_\_\_\_\_

<b>Department:</b> Office of Administration	<b>Budget Unit</b> 30640C
<b>Division:</b> Information Technology Services Division	
<b>Enterprise Resource Planning (ERP) Replacement</b> DI# 1300039	<b>HB Section</b> 5.045

SAM II is a critical enterprise-wide system for bonds, vendors, payroll and payment controls.  
The ERP software, implementation services, and independent validation and verification oversight contracts have all been awarded, and the implementation design and configuration for this project began in September, 2022. Additional funding is needed in FY24 as it is estimated to be the peak cost year for the project.

**4. DESCRIBE THE DETAILED ASSUMPTIONS USED TO DERIVE THE SPECIFIC REQUESTED AMOUNT. (How did you determine that the requested number of FTE were appropriate? From what source or standard did you derive the requested levels of funding? Were alternatives such as outsourcing or automation considered? If based on new legislation, does request tie to TAFP fiscal note? If not, explain why. Detail which portions of the request are one-times and how those amounts were calculated.)**

The contracted costs for the software, implementation services, project management, and independent validation and verification oversight are expected to be \$42,229,640 in FY24. Implementation of the new Budget module has started with a 13 month planned implementation timeframe. The Finance/Procurement/Grants/Cash Management/Asset Management modules are also part of the initial project phase and have an estimated 24 month implementation timeframe. Additional authority of \$16,229,640 will be needed in FY24 beyond what is currently available in core funding. This is expected to be the peak cost year for the project.

**5. BREAK DOWN THE REQUEST BY BUDGET OBJECT CLASS, JOB CLASS, AND FUND SOURCE. IDENTIFY ONE-TIME COSTS.**

Budget Object Class/Job Class	Dept Req GR DOLLARS	Dept Req GR FTE	Dept Req FED DOLLARS	Dept Req FED FTE	Dept Req OTHER DOLLARS	Dept Req OTHER FTE	Dept Req TOTAL DOLLARS	Dept Req TOTAL FTE	Dept Req One-Time DOLLARS	E
<b>Total PS</b>	0	0.0	0	0.0	0	0.0	0	0.0	0	
<b>Total EE</b>	12,229,640 12,229,640		0		4,000,000 4,000,000		16,229,640 16,229,640		0	
Program Distributions							0			
<b>Total PSD</b>	0		0		0		0		0	
Transfers										
<b>Total TRF</b>	0		0		0		0		0	
<b>Grand Total</b>	12,229,640	0.0	0	0.0	4,000,000	0.0	16,229,640	0.0	0	

**NEW DECISION ITEM**

RANK: \_\_\_\_\_

<b>Department: Office of Administration</b>			<b>Budget Unit</b> <u>30640C</u>							
<b>Division: Information Technology Services Division</b>										
<b>Enterprise Resource Planning (ERP) Replacement</b>			<b>DI# 1300039</b>			<b>HB Section</b> <u>5.045</u>				
Budget Object Class/Job Class	Gov Rec GR DOLLARS	Gov Rec GR FTE	Gov Rec FED DOLLARS	Gov Rec FED FTE	Gov Rec OTHER DOLLARS	Gov Rec OTHER FTE	Gov Rec TOTAL DOLLARS	Gov Rec TOTAL FTE	Gov Rec One-Time DOLLARS	E
							0			
							0	0.0		
<b>Total PS</b>	<b>0</b>	<b>0.0</b>	<b>0</b>	<b>0.0</b>	<b>0</b>	<b>0.0</b>	<b>0</b>	<b>0.0</b>	<b>0</b>	
480 - Computer Equipment	0		0		0		0			
							0			
<b>Total EE</b>	<b>0</b>		<b>0</b>		<b>0</b>		<b>0</b>		<b>0</b>	
Program Distributions							0			
<b>Total PSD</b>	<b>0</b>		<b>0</b>		<b>0</b>		<b>0</b>		<b>0</b>	
Transfers										
<b>Total TRF</b>	<b>0</b>		<b>0</b>		<b>0</b>		<b>0</b>		<b>0</b>	
<b>Grand Total</b>	<b>0</b>	<b>0.0</b>	<b>0</b>	<b>0.0</b>	<b>0</b>	<b>0.0</b>	<b>0</b>	<b>0.0</b>	<b>0</b>	

**6. PERFORMANCE MEASURES (If new decision item has an associated core, separately identify projected performance with & without additional funding.)**

**6a. Provide an effectiveness measure.**

The goal with a new system is real-time information for management of cash balances, journals and ledgers. A table-driven system would allow documents, events and business rules to be easily customized for journal postings, document cloning, security and workflow.

The new system could encompass grants management capabilities, allowing some agencies to retire other systems in order to use a single system. More than four disparate systems exist, while some agencies use Microsoft Access and Excel for tracking. A new system will also provide performance budgeting capabilities, and allow the capture of justification, goals, objectives, performance measures, and dashboard features.

# NEW DECISION ITEM

RANK: \_\_\_\_\_

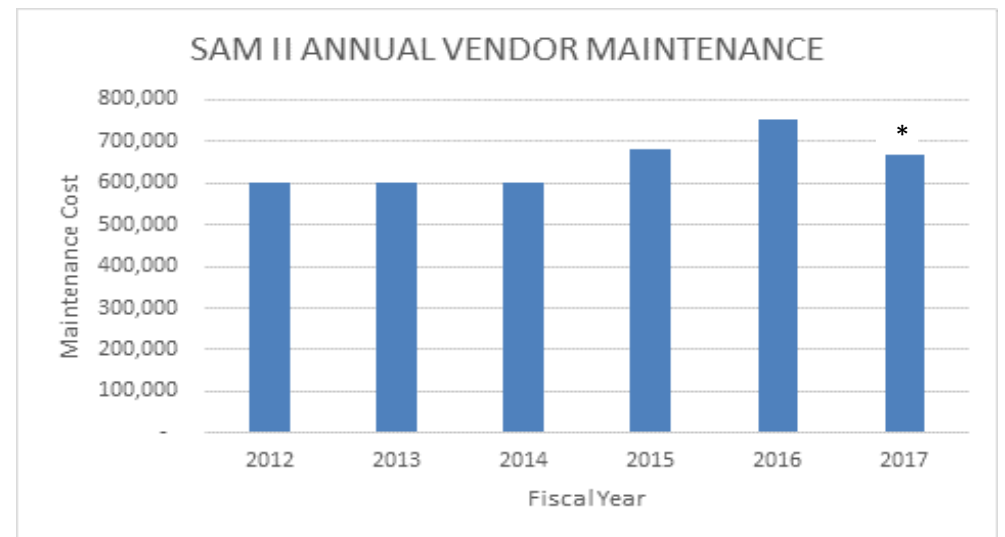
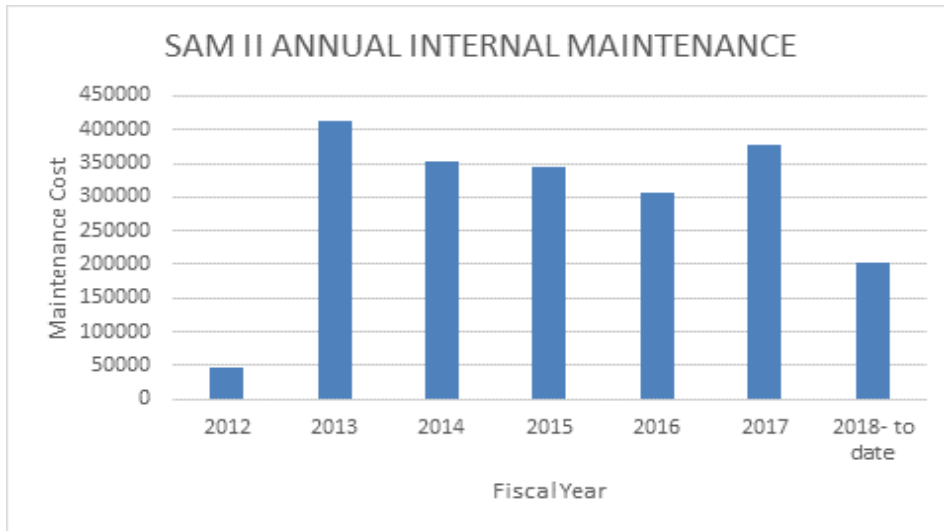
Department: Office of Administration	Budget Unit 30640C
Division: Information Technology Services Division	
Enterprise Resource Planning (ERP) Replacement DI# 1300039	HB Section 5.045

## 6b. Provide an efficiency measure.

SaaS is a web-based architecture that would eliminate the need to support the desktop software version. This system will be vendor supported, which would allow ITSD to redirect the five current COBOL developers to modernization of other legacy systems supported by ITSD. Technology risks could be mitigated by increased security.

A new, robust system could eliminate agency specific systems for grants management, more detailed budgeting, etc. Based on information provided by other agencies, a new system could result in cost avoidance of over \$10 million for new or replacement of disparate systems for tracking grants, training, timekeeping, employment applications, inventory, professional development, etc.

## 6b. Provide an efficiency measure.



\* Due to the current vendor maximizing allowable increases on the contract, the State discontinued vendor maintenance for the budgeting module of SAMII (BRASS) in 2017. This eliminated \$161K in support costs and if this had not been done, the vendor maintenance for FY2017 would have exceeded \$800K. The State must continue paying vendor maintenance for the other portions of the ERP system due to annual system updates to vital tax information.

**NEW DECISION ITEM**

**RANK:** \_\_\_\_\_

<b>Department:</b> Office of Administration	<b>Budget Unit</b> 30640C
<b>Division:</b> Information Technology Services Division	
<b>Enterprise Resource Planning (ERP) Replacement</b> DI# 1300039	<b>HB Section</b> 5.045

---

**6c. Provide the number of clients/individuals served, if applicable.**

SAM II has approximately 2900 financial users, 1653 HR users, and processes payroll statewide. Additionally, our vendor community is tied to SAM II as well as Missouri BUYS.

**6d. Provide a customer satisfaction measure, if available.**

Customer satisfaction would primarily come from the end-users of the system. We do not have a metric at this time, but would perform a survey after migration to the new system. System implementation goals would include a seamless transition for vendors and state employees who receive payments from the State's ERP.

---

**7. STRATEGIES TO ACHIEVE THE PERFORMANCE MEASUREMENT TARGETS:**

The implementation phase of the project has started.

# DECISION ITEM DETAIL

Budget Unit	FY 2022	FY 2022	FY 2023	FY 2023	FY 2024	FY 2024	*****	*****
Decision Item	ACTUAL	ACTUAL	BUDGET	BUDGET	DEPT REQ	DEPT REQ	SECURED	SECURED
Budget Object Class	DOLLAR	FTE	DOLLAR	FTE	DOLLAR	FTE	COLUMN	COLUMN
<b>SAM II REPLACEMENT</b>								
<b>ERP Replacement - 1300039</b>								
PROFESSIONAL SERVICES	0	0.00	0	0.00	16,229,640	0.00	0	0.00
<b>TOTAL - EE</b>	<b>0</b>	<b>0.00</b>	<b>0</b>	<b>0.00</b>	<b>16,229,640</b>	<b>0.00</b>	<b>0</b>	<b>0.00</b>
<b>GRAND TOTAL</b>	<b>\$0</b>	<b>0.00</b>	<b>\$0</b>	<b>0.00</b>	<b>\$16,229,640</b>	<b>0.00</b>	<b>\$0</b>	<b>0.00</b>
GENERAL REVENUE	\$0	0.00	\$0	0.00	\$12,229,640	0.00		0.00
FEDERAL FUNDS	\$0	0.00	\$0	0.00	\$0	0.00		0.00
OTHER FUNDS	\$0	0.00	\$0	0.00	\$4,000,000	0.00		0.00

## PROGRAM DESCRIPTION

**Department** Information Technology Services Division

**HB Section(s):** 5.030 & 5.045

**Program Name** Application Delivery

**Program is found in the following core budget(s):** Information Technology Services Division

### 1a. What strategic priority does this program address?

- Technology Solutions: Looking to the future, implement technology that will improve how we work and provide a better customer and team experience

### 1b. What does this program do?

ITSD Application Delivery is delivering solutions to help state agencies fulfill their mission. Current examples include:

- Delivering processes efficiently and securely while ensuring accessibility and ease of use to our citizens.
- Providing guidance to agencies when purchasing software to ensure that standards for secure, accessible and user-friendly applications are delivered.
- Creating standards for development so that ITSD delivers consistent, quality applications and responds quickly to business needs.

## PROGRAM DESCRIPTION

**Department** Information Technology Services Division

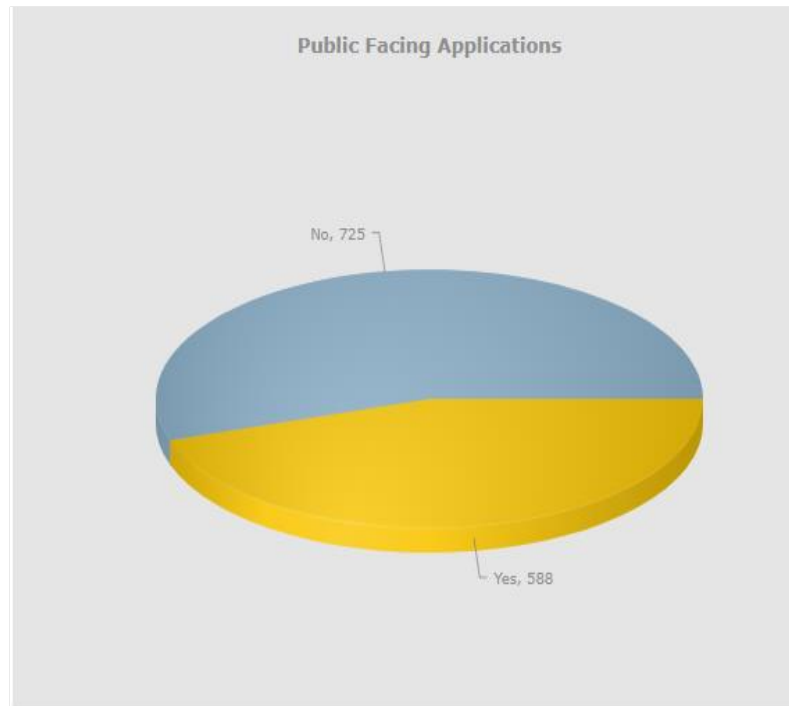
**HB Section(s):** 5.030 & 5.045

**Program Name** Application Delivery

**Program is found in the following core budget(s):** Information Technology Services Division

### 2a. Provide an activity measure(s) for the program.

- ITSD Application Development teams develop, modernize, and maintain applications for state agencies. These applications are for both our internal digital services at the State as well as external digital services for our citizens.





## PROGRAM DESCRIPTION

**Department** Information Technology Services Division

**HB Section(s):** 5.030 & 5.045

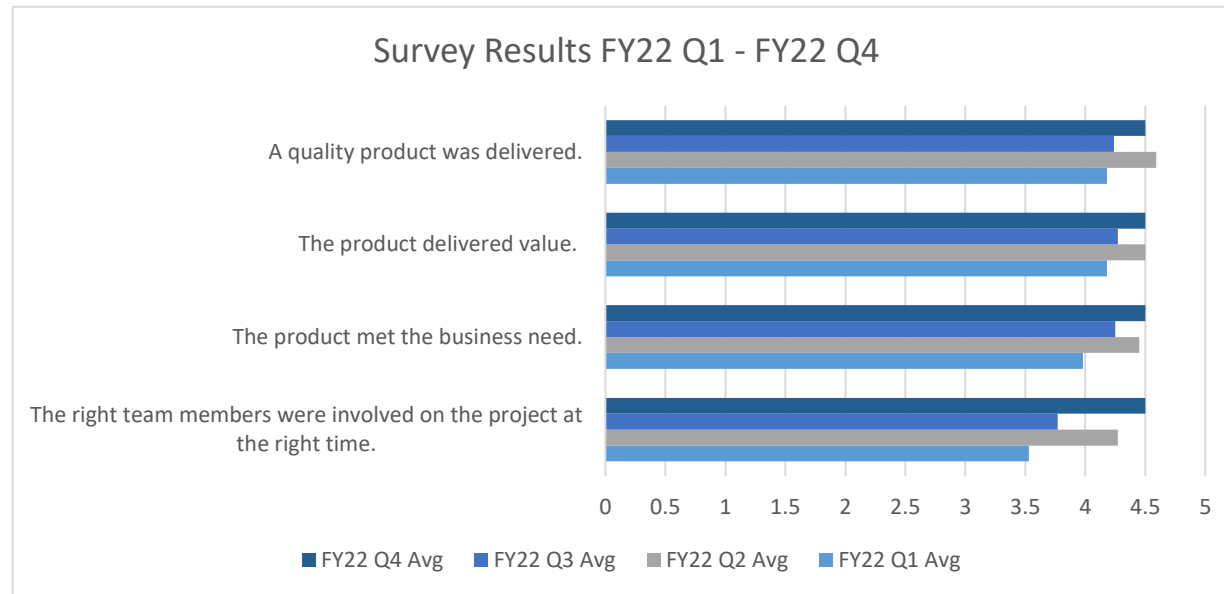
**Program Name** Application Delivery

**Program is found in the following core budget(s):** Information Technology Services Division

### 2b. Provide a measure(s) of the program's quality.

- ITSD conducts a survey after the completion of each project. Overall scores are averaged for each quarter. The scale is from 1 to 4 with 4 being the highest. Our projects were an area identified that need improvement. We have developed an impactful training program for both IT and our business partners to address this needed improvement. This program started in the fall of 2019 and we are seeing positive results.

Survey Results FY22 Q1 - FY22 Q4



## PROGRAM DESCRIPTION

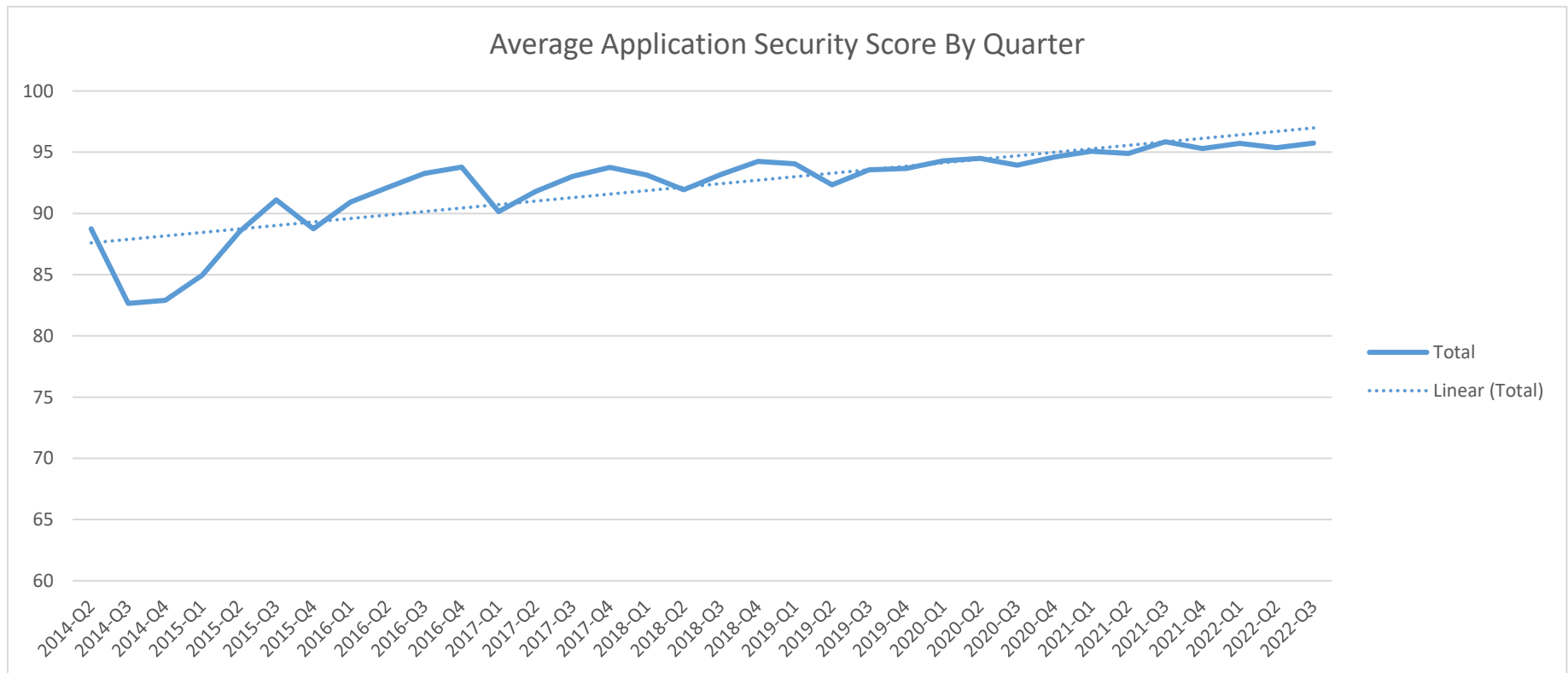
**Department** Information Technology Services Division

**HB Section(s):** 5.030 & 5.045

**Program Name** Application Delivery

**Program is found in the following core budget(s):** Information Technology Services Division

- Security Scans are conducted at least quarterly for an application. Our targets are higher than industry security standard recommendations. This chart depicts our average security score each calendar quarter as well as the recommend target score for a low impact and high impact application. Impact is based on the business criticality of the application. The goal is to remain above 90 for our average scores regardless of impact.



## PROGRAM DESCRIPTION

**Department** Information Technology Services Division

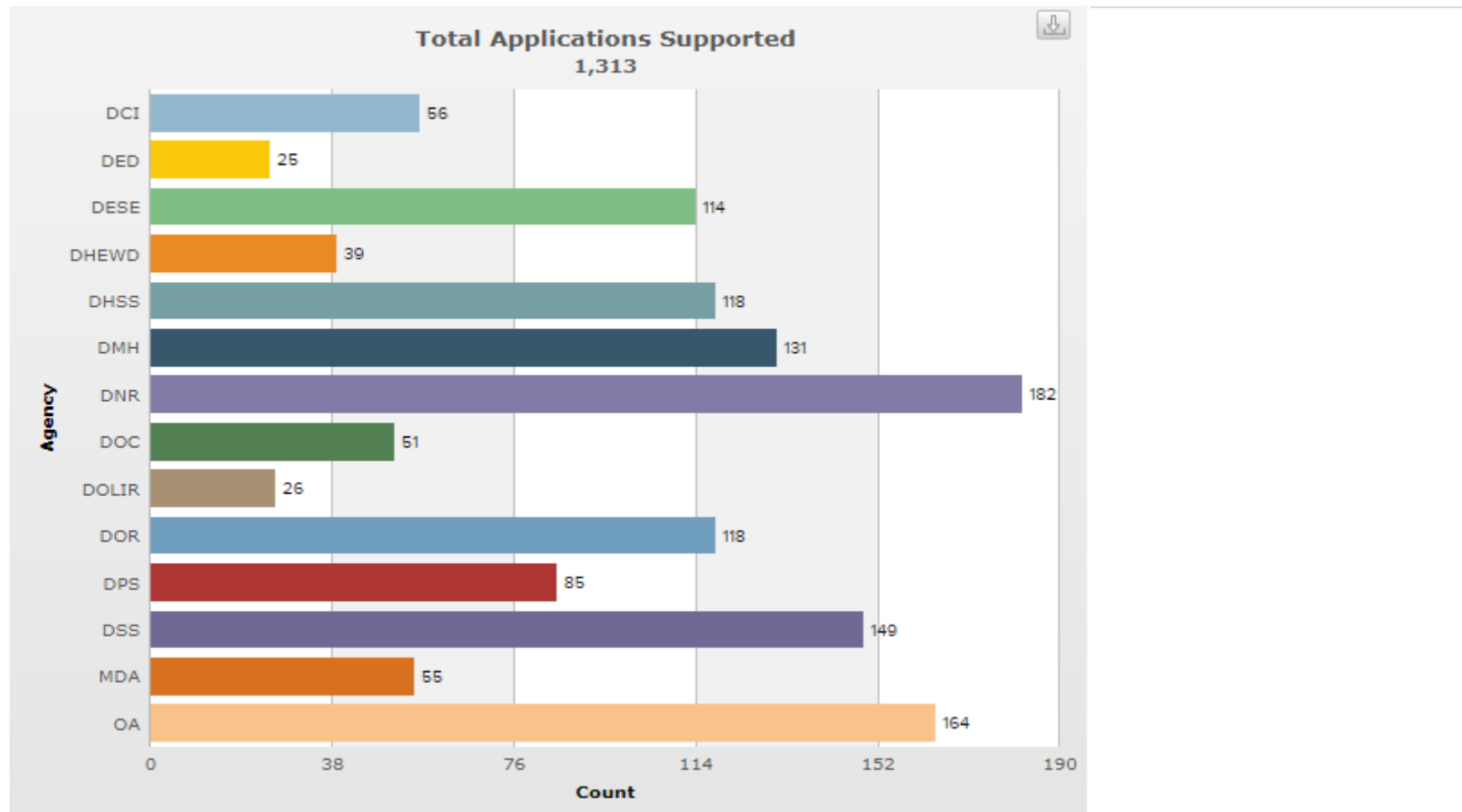
**HB Section(s):** 5.030 & 5.045

**Program Name** Application Delivery

**Program is found in the following core budget(s):** Information Technology Services Division

### 2c. Provide a measure(s) of the program's impact.

- Application Delivery enables our agencies to deliver direct impact to our citizens. Specific details of those impacts are in the individual agency program descriptions. The number of applications supported by agency are listed below.



### 2d. Provide a measure(s) of the program's efficiency.

## PROGRAM DESCRIPTION

**Department** Information Technology Services Division

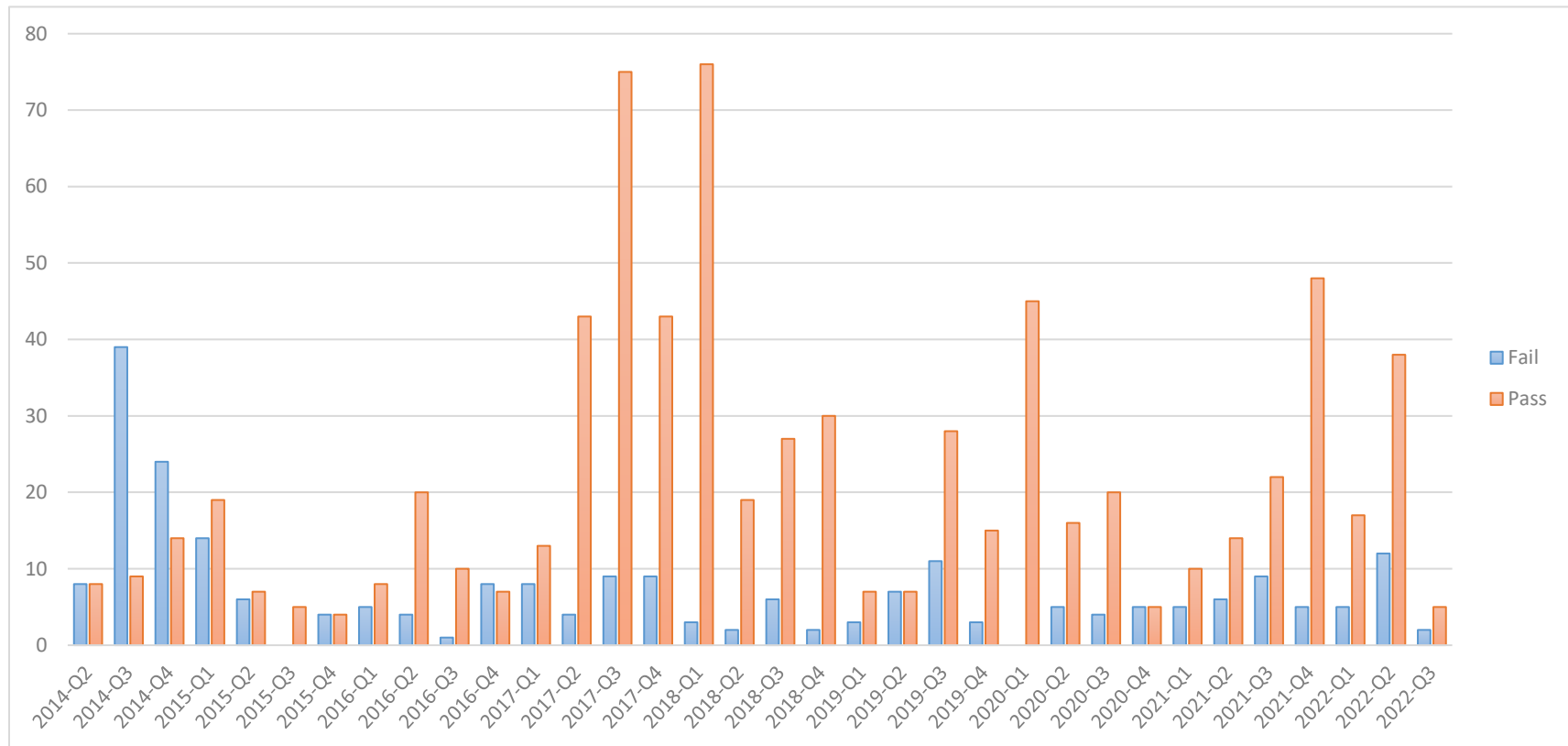
**HB Section(s):** 5.030 & 5.045

**Program Name** Application Delivery

**Program is found in the following core budget(s):** Information Technology Services Division

- ITSD scans applications to address any potential cyber security vulnerabilities. The chart below shows how often the very first scan of an application is passing. When an application passes the first scan, there is no rework that must be done to comply with our security standards. The practice of scanning applications and training developers on mitigating cyber security risks keeps citizen data as secure as possible from the inception of an application. Applications are routinely scanned to ensure any new threats are addressed timely.

**Application First Pass Scan Rate**



## PROGRAM DESCRIPTION

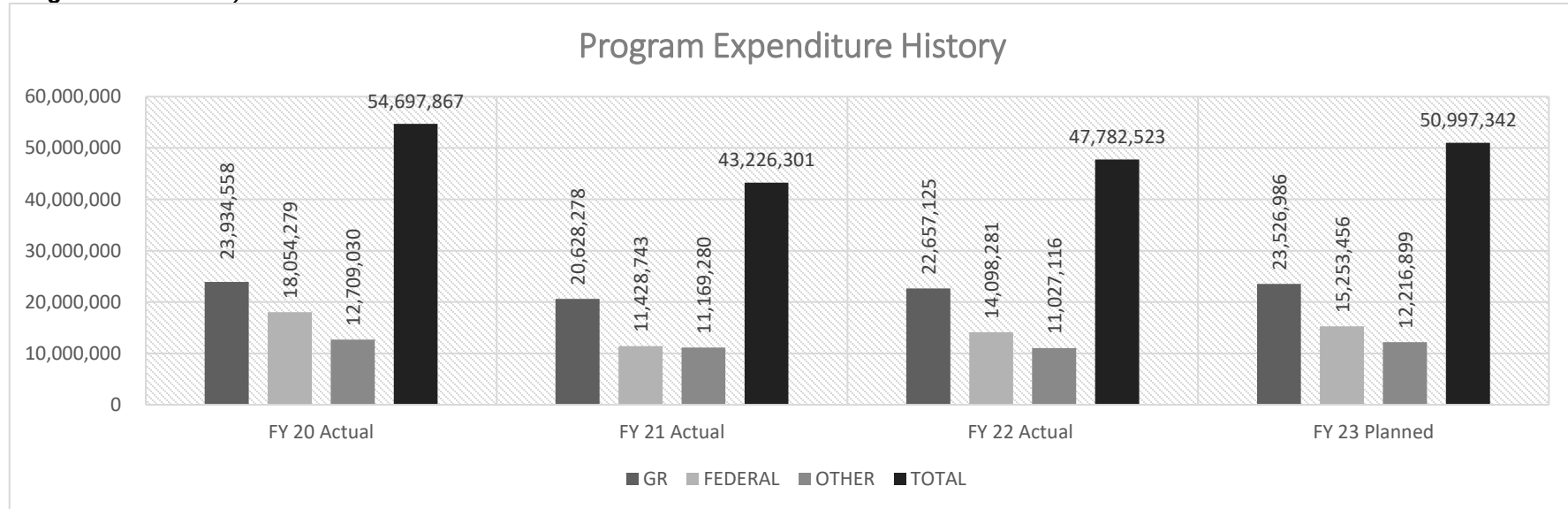
**Department** Information Technology Services Division

**HB Section(s):** 5.030 & 5.045

**Program Name** Application Delivery

**Program is found in the following core budget(s):** Information Technology Services Division

**3. Provide actual expenditures for the prior three fiscal years and planned expenditures for the current fiscal year. (Note: Amounts do not include fringe benefit costs.)**



**4. What are the sources of the "Other" funds?**

- Various Sources – ITSD supports 14 executive agencies, as well as the Governor and Lt. Governor

**5. What is the authorization for this program, i.e., federal or state statute, etc.? (Include the federal program number, if applicable.)**

- 37.110, RSMo

**6. Are there federal matching requirements? If yes, please explain.**

- No

**7. Is this a federally mandated program? If yes, please explain.**

- No

## CORE DECISION ITEM

<b>Department: Office of Administration</b>	<b>Budget Unit</b> <u>30645C</u>
<b>Division: Administrative Disbursements</b>	
<b>Core: Enterprise Resource Planning (ERP)</b>	
<b>Cost Allocation Transfer</b>	<b>HB Section</b> <u>5.050</u>

### 1. CORE FINANCIAL SUMMARY

	FY 2023 Budget Request			
	GR	Federal	Other	Total
PS	0	0	0	0
EE	0	0	0	0
PSD	0	0	0	0
TRF	0	0	6,000,000	6,000,000
<b>Total</b>	<b>0</b>	<b>0</b>	<b>6,000,000</b>	<b>6,000,000</b>
<b>FTE</b>	<b>0.00</b>	<b>0.00</b>	<b>0.00</b>	<b>0.00</b>

<b>Est. Fringe</b>	0	0	0	0
--------------------	---	---	---	---

*Note: Fringes budgeted in House Bill 5 except for certain fringes budgeted directly to MoDOT, Highway Patrol, and Conservation.*

Other Funds: Various

	FY 2023 Governor's Recommendation			
	GR	Federal	Other	Total
PS	0	0	0	0
EE	0	0	0	0
PSD	0	0	0	0
TRF	0	0	0	0
<b>Total</b>	<b>0</b>	<b>0</b>	<b>0</b>	<b>0</b>
<b>FTE</b>	<b>0.00</b>	<b>0.00</b>	<b>0.00</b>	<b>0.00</b>

<b>Est. Fringe</b>	0	0	0	0
--------------------	---	---	---	---

*Note: Fringes budgeted in House Bill 5 except for certain fringes budgeted directly to MoDOT, Highway Patrol, and Conservation.*

Other Funds:

### 2. CORE DESCRIPTION

This appropriated transfer section includes Non-count Other authority to allow costs to be allocated to Other funds in support of the new Enterprise Resource Planning (ERP) system. This will allow Other funds to pay their proportionate share of costs in order to reimburse General Revenue.

### 3. PROGRAM LISTING (list programs included in this core funding)

N/A

## CORE DECISION ITEM

**Department:** Office of Administration  
**Division:** Administrative Disbursements  
**Core:** Enterprise Resource Planning (ERP)  
**Cost Allocation Transfer**

**Budget Unit** 30645C  
**HB Section** 5.050

### 4. FINANCIAL HISTORY

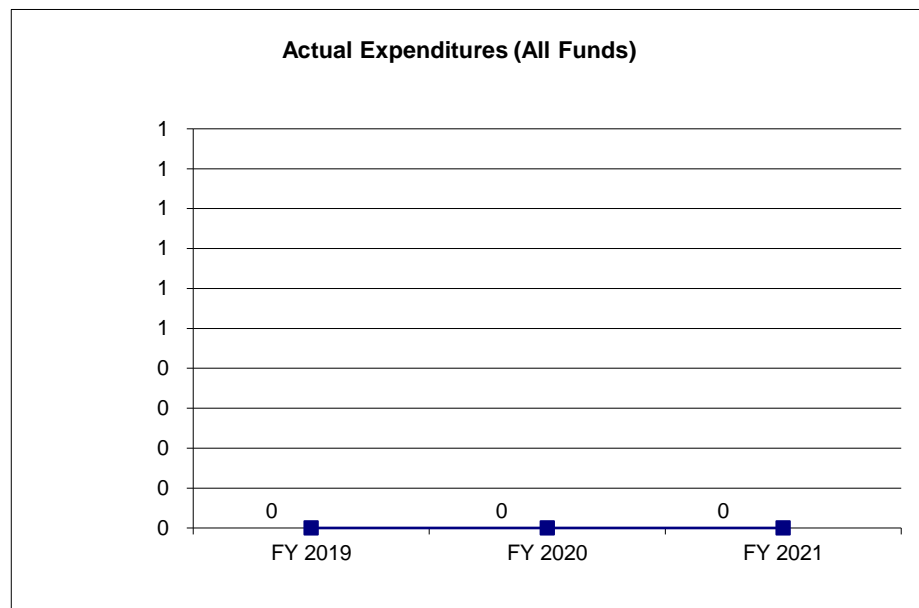
	FY 2019 Actual	FY 2020 Actual	FY 2021 Actual	FY 2022 Current Yr.
Appropriation (All Funds)	0	0	0	6,000,000
Less Reverted (All Funds)	0	0	0	0
Less Restricted (All Funds)*	0	0	0	0
Budget Authority (All Funds)	0	0	0	6,000,000
Actual Expenditures (All Funds)	0	0	0	N/A
Unexpended (All Funds)	0	0	0	N/A
Unexpended, by Fund:				
General Revenue	0	0	0	0
Federal	0	0	0	0
Other	0	0	0	N/A

\*Current Year restricted amount is as of 9/22/21.

Reverted includes the statutory three percent reserve amount (when applicable).

Restricted includes any Governor's expenditure restrictions which remained at the end of the fiscal year (when applicable).

### NOTES:



**CORE RECONCILIATION DETAIL**

**STATE  
ERP COST ALLOCATION TRANSFER**

**5. CORE RECONCILIATION DETAIL**

	<b>Budget Class</b>	<b>FTE</b>	<b>GR</b>	<b>Federal</b>	<b>Other</b>	<b>Total</b>	<b>Explanation</b>
<b>TAFP AFTER VETOES</b>							
	TRF	0.00	0	0	6,000,000	6,000,000	
	<b>Total</b>	<b>0.00</b>	<b>0</b>	<b>0</b>	<b>6,000,000</b>	<b>6,000,000</b>	
<b>DEPARTMENT CORE REQUEST</b>							
	TRF	0.00	0	0	6,000,000	6,000,000	
	<b>Total</b>	<b>0.00</b>	<b>0</b>	<b>0</b>	<b>6,000,000</b>	<b>6,000,000</b>	
<b>GOVERNOR'S RECOMMENDED CORE</b>							
	TRF	0.00	0	0	6,000,000	6,000,000	
	<b>Total</b>	<b>0.00</b>	<b>0</b>	<b>0</b>	<b>6,000,000</b>	<b>6,000,000</b>	



## DECISION ITEM SUMMARY

Budget Unit									
Decision Item	FY 2022	FY 2022	FY 2023	FY 2023	FY 2024	FY 2024	*****	*****	
Budget Object Summary	ACTUAL	ACTUAL	BUDGET	BUDGET	DEPT REQ	DEPT REQ	SECURED	SECURED	
Fund	DOLLAR	FTE	DOLLAR	FTE	DOLLAR	FTE	COLUMN	COLUMN	
<b>ERP COST ALLOCATION TRANSFER</b>									
<b>CORE</b>									
FUND TRANSFERS									
PHARMACY REBATES	0	0.00	1,584,087	0.00	1,584,087	0.00	0	0.00	
THIRD PARTY LIABILITY COLLECT	0	0.00	104,339	0.00	104,339	0.00	0	0.00	
STATE TREASURER'S GEN OPERATIO	0	0.00	17,745	0.00	17,745	0.00	0	0.00	
CHILD SUPPORT ENFORCEMENT FUND	0	0.00	67,989	0.00	67,989	0.00	0	0.00	
MOTORCYCLE SAFETY TRUST	0	0.00	1,188	0.00	1,188	0.00	0	0.00	
HEARING INSTRUMENT SPECIALIST	0	0.00	146	0.00	146	0.00	0	0.00	
MO HOUSING TRUST	0	0.00	28,155	0.00	28,155	0.00	0	0.00	
STATE COMMITTEE OF INTERPRETER	0	0.00	317	0.00	317	0.00	0	0.00	
ELEVATOR SAFETY	0	0.00	4,453	0.00	4,453	0.00	0	0.00	
RESIDENTIAL MORTGAGE LICENSING	0	0.00	13,236	0.00	13,236	0.00	0	0.00	
BRD OF GEOLOGIST REGISTRATION	0	0.00	518	0.00	518	0.00	0	0.00	
COMM FOR DEAF-CERT OF INTERPRE	0	0.00	217	0.00	217	0.00	0	0.00	
SEC OF ST TECHNOLOGY TRUST	0	0.00	18,987	0.00	18,987	0.00	0	0.00	
MO AIR EMISSION REDUCTION	0	0.00	7,894	0.00	7,894	0.00	0	0.00	
MO NAT'L GUARD TRAINING SITE	0	0.00	933	0.00	933	0.00	0	0.00	
STATEWIDE COURT AUTOMATION	0	0.00	24,679	0.00	24,679	0.00	0	0.00	
NURSING FAC QUALITY OF CARE	0	0.00	10,128	0.00	10,128	0.00	0	0.00	
HEALTH INITIATIVES	0	0.00	300,044	0.00	300,044	0.00	0	0.00	
PEACE OFFICER STAN & TRAIN COM	0	0.00	3,609	0.00	3,609	0.00	0	0.00	
INDEPENDENT LIVING CENTER	0	0.00	1,187	0.00	1,187	0.00	0	0.00	
GAMING COMMISSION FUND	0	0.00	274,688	0.00	274,688	0.00	0	0.00	
MENTAL HEALTH EARNINGS FUND	0	0.00	32,770	0.00	32,770	0.00	0	0.00	
BINGO PROCEEDS FOR EDUCATION	0	0.00	6,127	0.00	6,127	0.00	0	0.00	
GRADE CROSSING SAFETY ACCOUNT	0	0.00	9,711	0.00	9,711	0.00	0	0.00	
ANIMAL HEALTH LABORATORY FEES	0	0.00	5,471	0.00	5,471	0.00	0	0.00	
MAMMOGRAPHY	0	0.00	588	0.00	588	0.00	0	0.00	
ANIMAL CARE RESERVE	0	0.00	3,710	0.00	3,710	0.00	0	0.00	
HIGHWAY PATROL INSPECTION	0	0.00	6,767	0.00	6,767	0.00	0	0.00	
MO PUBLIC HEALTH SERVICES	0	0.00	44,369	0.00	44,369	0.00	0	0.00	
LIVESTOCK BRANDS	0	0.00	176	0.00	176	0.00	0	0.00	
VETERANS' COMMISSION CI TRUST	0	0.00	757	0.00	757	0.00	0	0.00	
MISSOURI STATE WATER PATROL	0	0.00	32,903	0.00	32,903	0.00	0	0.00	
COMMODITY COUNCIL MERCHANISING	0	0.00	634	0.00	634	0.00	0	0.00	

9/23/22 13:57

im\_disummary

## DECISION ITEM SUMMARY

Budget Unit									
Decision Item	FY 2022	FY 2022	FY 2023	FY 2023	FY 2024	FY 2024	*****	*****	
Budget Object Summary	ACTUAL	ACTUAL	BUDGET	BUDGET	DEPT REQ	DEPT REQ	SECURED	SECURED	
Fund	DOLLAR	FTE	DOLLAR	FTE	DOLLAR	FTE	COLUMN	COLUMN	
<b>ERP COST ALLOCATION TRANSFER</b>									
<b>CORE</b>									
FUND TRANSFERS									
FEDERAL SURPLUS PROPERTY	0	0.00	687	0.00	687	0.00	0	0.00	
SP ANIMAL FAC LOAN PROGRAM	0	0.00	1,073	0.00	1,073	0.00	0	0.00	
STATE FAIR FEE	0	0.00	9,552	0.00	9,552	0.00	0	0.00	
STATE PARKS EARNINGS	0	0.00	92,804	0.00	92,804	0.00	0	0.00	
NATURAL RESOURCES REVOLVING SE	0	0.00	355	0.00	355	0.00	0	0.00	
AGRI LAND SURVEY REVOLVING SER	0	0.00	1,205	0.00	1,205	0.00	0	0.00	
HABILITATION CENTER ROOM & BRD	0	0.00	20,022	0.00	20,022	0.00	0	0.00	
MO VETERANS HOMES	0	0.00	107,675	0.00	107,675	0.00	0	0.00	
INDUSTRIAL HEMP FUND	0	0.00	1,167	0.00	1,167	0.00	0	0.00	
FASTTRACK WORKFORCE INCENTIVE	0	0.00	156	0.00	156	0.00	0	0.00	
OIL AND GAS RESOURCES FUND	0	0.00	313	0.00	313	0.00	0	0.00	
DIV ALCOHOL & TOBACCO CTRL	0	0.00	30,922	0.00	30,922	0.00	0	0.00	
STATUTORY REVISION	0	0.00	355	0.00	355	0.00	0	0.00	
DIVISION OF CREDIT UNIONS	0	0.00	11,663	0.00	11,663	0.00	0	0.00	
DIV SAVINGS & LOAN SUPERVISION	0	0.00	311	0.00	311	0.00	0	0.00	
DIVISION OF FINANCE	0	0.00	76,248	0.00	76,248	0.00	0	0.00	
INSURANCE EXAMINERS FUND	0	0.00	28,587	0.00	28,587	0.00	0	0.00	
NATURAL RESOURCES PROTECTION	0	0.00	17,586	0.00	17,586	0.00	0	0.00	
DEAF RELAY SER & EQ DIST PRGM	0	0.00	4,424	0.00	4,424	0.00	0	0.00	
MO RE APPRS AND APPRMGMT COMPS	0	0.00	4,597	0.00	4,597	0.00	0	0.00	
ENDOWED CARE CEMETERY AUDIT	0	0.00	561	0.00	561	0.00	0	0.00	
PROF & PRACT NURSING LOANS	0	0.00	7,442	0.00	7,442	0.00	0	0.00	
INSURANCE DEDICATED FUND	0	0.00	145,646	0.00	145,646	0.00	0	0.00	
NRP-WATER POLLUTION PERMIT FEE	0	0.00	32,388	0.00	32,388	0.00	0	0.00	
SOLID WASTE MGMT-SCRAP TIRE	0	0.00	13,685	0.00	13,685	0.00	0	0.00	
SOLID WASTE MANAGEMENT	0	0.00	86,019	0.00	86,019	0.00	0	0.00	
LICENSED SOCIAL WORKERS	0	0.00	1,909	0.00	1,909	0.00	0	0.00	
METALLIC MINERALS WASTE MGMT	0	0.00	636	0.00	636	0.00	0	0.00	
LOCAL RECORDS PRESERVATION	0	0.00	8,835	0.00	8,835	0.00	0	0.00	
SPINAL CORD INJURY	0	0.00	3,901	0.00	3,901	0.00	0	0.00	
STATE COMMITTEE OF PSYCHOLOGST	0	0.00	329	0.00	329	0.00	0	0.00	
MANUFACTURED HOUSING FUND	0	0.00	3,475	0.00	3,475	0.00	0	0.00	
NRP-AIR POLLUTION ASBESTOS FEE	0	0.00	3,979	0.00	3,979	0.00	0	0.00	

9/23/22 13:57

im\_disummary

## DECISION ITEM SUMMARY

Budget Unit									
Decision Item	FY 2022	FY 2022	FY 2023	FY 2023	FY 2024	FY 2024	*****	*****	
Budget Object Summary	ACTUAL	ACTUAL	BUDGET	BUDGET	DEPT REQ	DEPT REQ	SECURED	SECURED	
Fund	DOLLAR	FTE	DOLLAR	FTE	DOLLAR	FTE	COLUMN	COLUMN	
<b>ERP COST ALLOCATION TRANSFER</b>									
<b>CORE</b>									
FUND TRANSFERS									
PETROLEUM STORAGE TANK INS	0	0.00	73,176	0.00	73,176	0.00	0	0.00	
UNDERGROUND STOR TANK REG PROG	0	0.00	1,281	0.00	1,281	0.00	0	0.00	
CHEMICAL EMERGENCY PREPAREDNES	0	0.00	5,191	0.00	5,191	0.00	0	0.00	
MOTOR VEHICLE COMMISSION	0	0.00	3,503	0.00	3,503	0.00	0	0.00	
HEALTH SPA REGULATORY FUND	0	0.00	95	0.00	95	0.00	0	0.00	
MISSOURI CASA	0	0.00	472	0.00	472	0.00	0	0.00	
STATE FORENSIC LABORATORY	0	0.00	2,934	0.00	2,934	0.00	0	0.00	
SERVICES TO VICTIMS	0	0.00	7,513	0.00	7,513	0.00	0	0.00	
NRP-AIR POLLUTION PERMIT FEE	0	0.00	37,283	0.00	37,283	0.00	0	0.00	
MO ONE START JOB DEVELOPMENT	0	0.00	113	0.00	113	0.00	0	0.00	
PUBLIC SERVICE COMMISSION	0	0.00	124,173	0.00	124,173	0.00	0	0.00	
DEPT OF REVENUE INFORMATION	0	0.00	4,363	0.00	4,363	0.00	0	0.00	
DOSS EDUCATIONAL IMPROVEMENT	0	0.00	17,005	0.00	17,005	0.00	0	0.00	
TORT VICTIMS' COMPENSATION	0	0.00	70,012	0.00	70,012	0.00	0	0.00	
HEALTHY FAMILIES TRUST	0	0.00	467,854	0.00	467,854	0.00	0	0.00	
BOARD OF ACCOUNTANCY	0	0.00	4,288	0.00	4,288	0.00	0	0.00	
BOARD OF CHIROPRACTIC EXAMINER	0	0.00	1,938	0.00	1,938	0.00	0	0.00	
MERCHANDISE PRACTICES	0	0.00	67,472	0.00	67,472	0.00	0	0.00	
BOARD OF EMBALM & FUN DIR	0	0.00	3,115	0.00	3,115	0.00	0	0.00	
BOARD OF REG FOR HEALING ARTS	0	0.00	17,992	0.00	17,992	0.00	0	0.00	
BOARD OF NURSING	0	0.00	33,935	0.00	33,935	0.00	0	0.00	
OPTOMETRY FUND	0	0.00	1,237	0.00	1,237	0.00	0	0.00	
BOARD OF PHARMACY	0	0.00	13,947	0.00	13,947	0.00	0	0.00	
MO REAL ESTATE COMMISSION	0	0.00	14,730	0.00	14,730	0.00	0	0.00	
VETERINARY MEDICAL BOARD	0	0.00	1,526	0.00	1,526	0.00	0	0.00	
MILK INSPECTION FEES	0	0.00	7,605	0.00	7,605	0.00	0	0.00	
DEPT HEALTH & SR SV DOCUMENT	0	0.00	300	0.00	300	0.00	0	0.00	
GRAIN INSPECTION FEES	0	0.00	24,072	0.00	24,072	0.00	0	0.00	
PETITION AUDIT REVOLVING TRUST	0	0.00	10,280	0.00	10,280	0.00	0	0.00	
EXCELLENCE IN EDUCATION	0	0.00	5,482	0.00	5,482	0.00	0	0.00	
WORKERS COMPENSATION	0	0.00	101,536	0.00	101,536	0.00	0	0.00	
WORKERS COMP-SECOND INJURY	0	0.00	468,434	0.00	468,434	0.00	0	0.00	
ENVIRONMENTAL RADIATION MONITR	0	0.00	700	0.00	700	0.00	0	0.00	

9/23/22 13:57

im\_disummary

## DECISION ITEM SUMMARY

Budget Unit								
Decision Item	FY 2022	FY 2022	FY 2023	FY 2023	FY 2024	FY 2024	*****	*****
Budget Object Summary	ACTUAL	ACTUAL	BUDGET	BUDGET	DEPT REQ	DEPT REQ	SECURED	SECURED
Fund	DOLLAR	FTE	DOLLAR	FTE	DOLLAR	FTE	COLUMN	COLUMN
<b>ERP COST ALLOCATION TRANSFER</b>								
<b>CORE</b>								
FUND TRANSFERS								
RAILROAD EXPENSE	0	0.00	7,755	0.00	7,755	0.00	0	0.00
GROUNDWATER PROTECTION	0	0.00	5,725	0.00	5,725	0.00	0	0.00
PETROLEUM INSPECTION FUND	0	0.00	22,905	0.00	22,905	0.00	0	0.00
ANTITRUST REVOLVING	0	0.00	1,545	0.00	1,545	0.00	0	0.00
ENERGY SET-ASIDE PROGRAM	0	0.00	3,864	0.00	3,864	0.00	0	0.00
MISSOURI LAND SURVEY FUND	0	0.00	9,762	0.00	9,762	0.00	0	0.00
LEGAL DEFENSE AND DEFENDER	0	0.00	2,303	0.00	2,303	0.00	0	0.00
COMMITTEE OF PROF COUNSELORS	0	0.00	2,095	0.00	2,095	0.00	0	0.00
HIGHWAY PATROL ACADEMY	0	0.00	953	0.00	953	0.00	0	0.00
HAZARDOUS WASTE FUND	0	0.00	26,603	0.00	26,603	0.00	0	0.00
DENTAL BOARD FUND	0	0.00	5,640	0.00	5,640	0.00	0	0.00
BRD OF ARCH,ENG,LND SUR,LND AR	0	0.00	4,579	0.00	4,579	0.00	0	0.00
SAFE DRINKING WATER FUND	0	0.00	31,992	0.00	31,992	0.00	0	0.00
MO OFFICE OF PROSECUTION SERV	0	0.00	8,424	0.00	8,424	0.00	0	0.00
CRIME VICTIMS COMP FUND	0	0.00	22,397	0.00	22,397	0.00	0	0.00
ATHLETIC FUND	0	0.00	608	0.00	608	0.00	0	0.00
CHILDREN'S TRUST	0	0.00	1,243	0.00	1,243	0.00	0	0.00
HP MTR VEHICLE/AIRCRAFT/WTRCRAFT	0	0.00	3,927	0.00	3,927	0.00	0	0.00
OPIOID TREATMENT AND RECOVERY	0	0.00	65,675	0.00	65,675	0.00	0	0.00
MO ELECTRICAL INDUSTRY LIC	0	0.00	776	0.00	776	0.00	0	0.00
PROP SCHOOL CERT FUND	0	0.00	1,725	0.00	1,725	0.00	0	0.00
JUVENILE JUSTICE FUND	0	0.00	7,419	0.00	7,419	0.00	0	0.00
BRAIN INJURY FUND	0	0.00	2,385	0.00	2,385	0.00	0	0.00
BOILER & PRESSURE VESSELS SAFE	0	0.00	4,781	0.00	4,781	0.00	0	0.00
BASIC CIVIL LEGAL SERVICES	0	0.00	22,171	0.00	22,171	0.00	0	0.00
HIGHWAY PATROL TRAFFIC RECORDS	0	0.00	1,096	0.00	1,096	0.00	0	0.00
LIFE SCIENCES RESEARCH TRUST	0	0.00	235,139	0.00	235,139	0.00	0	0.00
DNA PROFILING ANALYSIS	0	0.00	5,405	0.00	5,405	0.00	0	0.00
DEP OF REVENUE SPECIALTY PLATE	0	0.00	70	0.00	70	0.00	0	0.00
MISSOURI RX PLAN FUND	0	0.00	5,925	0.00	5,925	0.00	0	0.00
PUTATIVE FATHER REGISTRY	0	0.00	958	0.00	958	0.00	0	0.00
ECON DEVELOP ADVANCEMENT FUND	0	0.00	40,197	0.00	40,197	0.00	0	0.00
BRD OF COSMETOLOGY & BARBER EX	0	0.00	2,426	0.00	2,426	0.00	0	0.00

9/23/22 13:57

im\_disummary

## DECISION ITEM SUMMARY

Budget Unit									
Decision Item	FY 2022	FY 2022	FY 2023	FY 2023	FY 2024	FY 2024	*****	*****	
Budget Object Summary	ACTUAL	ACTUAL	BUDGET	BUDGET	DEPT REQ	DEPT REQ	SECURED	SECURED	
Fund	DOLLAR	FTE	DOLLAR	FTE	DOLLAR	FTE	COLUMN	COLUMN	
<b>ERP COST ALLOCATION TRANSFER</b>									
<b>CORE</b>									
FUND TRANSFERS									
MISSOURI WINE AND GRAPE FUND	0	0.00	12,946	0.00	12,946	0.00	0	0.00	
PART C EARLY INTERVENTION FUND	0	0.00	164	0.00	164	0.00	0	0.00	
ACCESS MO FINANCIAL ASSISTANCE	0	0.00	221	0.00	221	0.00	0	0.00	
GEOLOGIC RESOURCES FUND	0	0.00	1,226	0.00	1,226	0.00	0	0.00	
BOARD OF PI&PI FIRE EXAMINERS	0	0.00	259	0.00	259	0.00	0	0.00	
MO EXPLOSIVES SAFETY ACT ADMIN	0	0.00	1,155	0.00	1,155	0.00	0	0.00	
FAMILY TRUST COMPANY FUND	0	0.00	102	0.00	102	0.00	0	0.00	
MP WRP RENEWABLE WATER PROGRAM	0	0.00	175	0.00	175	0.00	0	0.00	
FIRE EDUCATION FUND	0	0.00	1,067	0.00	1,067	0.00	0	0.00	
CHILD LABOR ENFORCEMENT	0	0.00	73	0.00	73	0.00	0	0.00	
INMATE INCAR REIMB ACT REVOLV	0	0.00	2,968	0.00	2,968	0.00	0	0.00	
INVESTOR EDUC & PROTECTION	0	0.00	905	0.00	905	0.00	0	0.00	
RESPIRATORY CARE PRACTITIONERS	0	0.00	477	0.00	477	0.00	0	0.00	
STATE TRANSPORT ASSIST REVOLV	0	0.00	249	0.00	249	0.00	0	0.00	
CRIM JUSTICE NETWORK/TECH REVO	0	0.00	5,561	0.00	5,561	0.00	0	0.00	
MO OFFICE-PROSECUTION SERVICES	0	0.00	164	0.00	164	0.00	0	0.00	
MO BRD OCCUPATIONAL THERAPY	0	0.00	771	0.00	771	0.00	0	0.00	
MO CORONERS TRAINING FUND	0	0.00	1,570	0.00	1,570	0.00	0	0.00	
DOM RELATIONS RESOLUTION-JUD	0	0.00	1,401	0.00	1,401	0.00	0	0.00	
CORR SUBSTANCE ABUSE EARNINGS	0	0.00	123	0.00	123	0.00	0	0.00	
MO WINE MARKETING/RESEARCH DEV	0	0.00	135	0.00	135	0.00	0	0.00	
DIETITIAN	0	0.00	96	0.00	96	0.00	0	0.00	
EARLY CHILDHOOD DEV EDU/CARE	0	0.00	237,731	0.00	237,731	0.00	0	0.00	
MODEX	0	0.00	2,807	0.00	2,807	0.00	0	0.00	
TATTOO	0	0.00	1,670	0.00	1,670	0.00	0	0.00	
MASSAGE THERAPY	0	0.00	3,535	0.00	3,535	0.00	0	0.00	
PREMIUM	0	0.00	94,369	0.00	94,369	0.00	0	0.00	
AGRIMISSOURI	0	0.00	329	0.00	329	0.00	0	0.00	
NATIONAL GUARD TRUST	0	0.00	97	0.00	97	0.00	0	0.00	
AGRICULTURE DEVELOPMENT	0	0.00	511	0.00	511	0.00	0	0.00	
MINED LAND RECLAMATION	0	0.00	4,125	0.00	4,125	0.00	0	0.00	
MENTAL HEALTH TRUST	0	0.00	235	0.00	235	0.00	0	0.00	
ENERGY FUTURES FUND	0	0.00	1,046	0.00	1,046	0.00	0	0.00	

9/23/22 13:57

im\_disummary

## DECISION ITEM SUMMARY

Budget Unit								
Decision Item	FY 2022	FY 2022	FY 2023	FY 2023	FY 2024	FY 2024	*****	*****
Budget Object Summary	ACTUAL	ACTUAL	BUDGET	BUDGET	DEPT REQ	DEPT REQ	SECURED	SECURED
Fund	DOLLAR	FTE	DOLLAR	FTE	DOLLAR	FTE	COLUMN	COLUMN
<b>ERP COST ALLOCATION TRANSFER</b>								
<b>CORE</b>								
FUND TRANSFERS								
CIG FIRE SAFE & FIREFIGHTER PR	0	0.00	91	0.00	91	0.00	0	0.00
SPECIAL EMPLOYMENT SECURITY	0	0.00	40,478	0.00	40,478	0.00	0	0.00
AVIATION TRUST FUND	0	0.00	16,403	0.00	16,403	0.00	0	0.00
AGRICULTURE PROTECTION	0	0.00	82,994	0.00	82,994	0.00	0	0.00
MINE INSPECTION	0	0.00	423	0.00	423	0.00	0	0.00
MEDICAID PROVIDER ENROLLMENT	0	0.00	2,294	0.00	2,294	0.00	0	0.00
TOTAL - TRF	0	0.00	6,000,000	0.00	6,000,000	0.00	0	0.00
<b>TOTAL</b>	<b>0</b>	<b>0.00</b>	<b>6,000,000</b>	<b>0.00</b>	<b>6,000,000</b>	<b>0.00</b>	<b>0</b>	<b>0.00</b>
<b>GRAND TOTAL</b>	<b>\$0</b>	<b>0.00</b>	<b>\$6,000,000</b>	<b>0.00</b>	<b>\$6,000,000</b>	<b>0.00</b>	<b>\$0</b>	<b>0.00</b>

9/23/22 13:57

im\_disummary

**DECISION ITEM DETAIL**

Budget Unit	FY 2022	FY 2022	FY 2023	FY 2023	FY 2024	FY 2024	*****	*****
Decision Item	ACTUAL	ACTUAL	BUDGET	BUDGET	DEPT REQ	DEPT REQ	SECURED	SECURED
Budget Object Class	DOLLAR	FTE	DOLLAR	FTE	DOLLAR	FTE	COLUMN	COLUMN
<b>ERP COST ALLOCATION TRANSFER</b>								
<b>CORE</b>								
TRANSFERS OUT	0	0.00	6,000,000	0.00	6,000,000	0.00	0	0.00
<b>TOTAL - TRF</b>	<b>0</b>	<b>0.00</b>	<b>6,000,000</b>	<b>0.00</b>	<b>6,000,000</b>	<b>0.00</b>	<b>0</b>	<b>0.00</b>
<b>GRAND TOTAL</b>	<b>\$0</b>	<b>0.00</b>	<b>\$6,000,000</b>	<b>0.00</b>	<b>\$6,000,000</b>	<b>0.00</b>	<b>\$0</b>	<b>0.00</b>
GENERAL REVENUE	\$0	0.00	\$0	0.00	\$0	0.00		0.00
FEDERAL FUNDS	\$0	0.00	\$0	0.00	\$0	0.00		0.00
OTHER FUNDS	\$0	0.00	\$6,000,000	0.00	\$6,000,000	0.00		0.00

## CORE DECISION ITEM

Department Office of Administration	Budget Unit	30809C
Division Personnel		
Core Operating	HB Section	5.055

### 1. CORE FINANCIAL SUMMARY

FY 2024 Budget Request					FY 2024 Governor's Recommendation				
	GR	Federal	Other	Total		GR	Federal	Other	Total
PS	3,170,905	0	174,718	3,345,623	PS	0	0	0	0
EE	1,293,432	0	475,155	1,768,587	EE	0	0	0	0
PSD	0	0	0	0	PSD	0	0	0	0
TRF	0	0	0	0	TRF	0	0	0	0
<b>Total</b>	<b>4,464,337</b>	<b>0</b>	<b>649,873</b>	<b>5,114,210</b>	<b>Total</b>	<b>0</b>	<b>0</b>	<b>0</b>	<b>0</b>
FTE	63.72	0.00	3.00	66.72	FTE	0.00	0.00	0.00	0.00
<b>Est. Fringe</b>	<b>2,149,886</b>	<b>0</b>	<b>110,495</b>	<b>2,260,381</b>	<b>Est. Fringe</b>	<b>0</b>	<b>0</b>	<b>0</b>	<b>0</b>
<i>Note: Fringes budgeted in House Bill 5 except for certain fringes budgeted directly to MoDOT, Highway Patrol, and Conservation.</i>					<i>Note: Fringes budgeted in House Bill 5 except for certain fringes budgeted directly to MoDOT, Highway Patrol, and Conservation.</i>				

Other Funds: OA Revolving Administrative Trust Fund (0505)

Other Funds:

### 2. CORE DESCRIPTION

The Division of Personnel is transforming the State of Missouri's talent management approach to better serve the citizens of Missouri. We are committed to recruiting, retaining and developing top talent across the State's ~50,000 employee enterprise. The division oversees personnel policies that impact State of Missouri workforce including the Uniform Classification and Pay (UCP) System. In collaboration with Human Resources professionals from each of the 16 executive departments, the division develops and carries out initiatives designed to benefit state team members.

The Division of Personnel also:

- Ensures employees are assigned to appropriate job classes and develops and administers the statewide classifications and compensation plan for agencies covered by the UCP.
- Provides consistent talent management metrics for statewide decision making. This includes acquisition, retention and development data; pay, leave and reporting information on the UCP system pay plan; interprets policies on pay, leave and hours of work; provides workforce reports and assistance with the SAM II HR/Payroll System; and ensures personnel transactions are in compliance with state personnel law.
- Facilitates technological systems and programs for performance management and professional development; administers statewide recognition programs; and coordinates employee discount programs. Provides human resource support for the Office of Administration.
- Provides leadership and innovation for activities regarding Talent Acquisition of new team members. This includes technology to support hiring processes through our applicant tracking system, MoCareers.
- Initiatives also include direction around best-in-class recruiting approaches and new employee onboarding.



## CORE DECISION ITEM

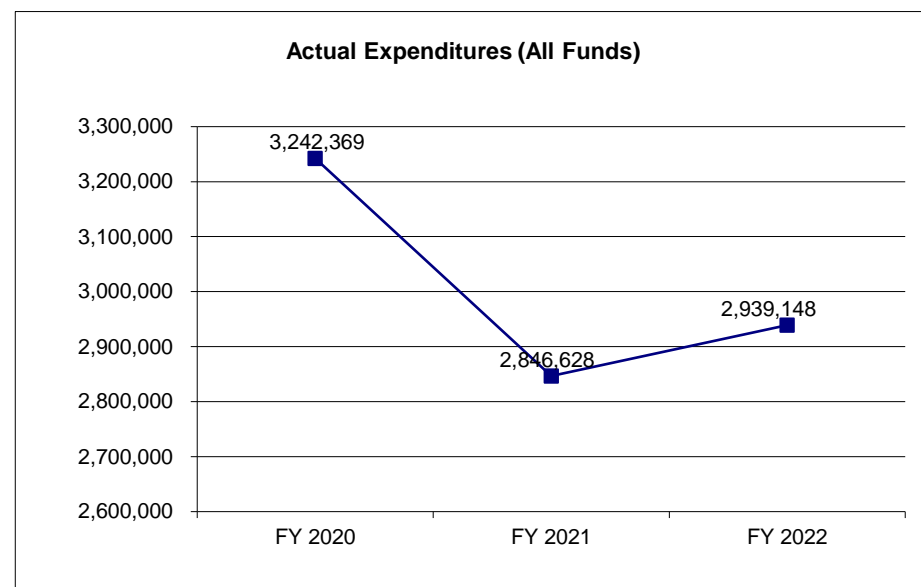
<b>Department Office of Administration</b>	<b>Budget Unit</b> <u>30809C</u>
<b>Division Personnel</b>	
<b>Core Operating</b>	<b>HB Section</b> <u>5.055</u>

### 3. PROGRAM LISTING (list programs included in this core funding)

Operations (Administrative Services, Classification and Compensation, Employee Relations, and Transactions)  
 Strategy & Performance  
 Talent Acquisition  
 Talent Development

### 4. FINANCIAL HISTORY

	<b>FY 2020 Actual</b>	<b>FY 2021 Actual</b>	<b>FY 2022 Actual</b>	<b>FY 2023 Current Yr.</b>
Appropriation (All Funds)	3,745,560	3,801,700	3,706,805	5,114,210
Less Reverted (All Funds)	(89,668)	(91,226)	(92,114)	(133,930)
Less Restricted (All Funds)*	0	0	0	0
Budget Authority (All Funds)	3,655,892	3,710,474	3,614,691	4,980,280
Actual Expenditures (All Funds)	3,242,369	2,846,628	2,939,148	N/A
Unexpended (All Funds)	413,523	863,846	675,543	N/A
Unexpended, by Fund:				
General Revenue	239,440	203,572	107,393	N/A
Federal	0	0	0	N/A
Other	174,083	660,274	568,150	N/A
		<b>(1)</b>	<b>(2)</b>	



\*Current Year restricted amount is as of \_\_\_\_\_.

Reverted includes the statutory three percent reserve amount (when applicable).

Restricted includes any Governor's expenditure restrictions which remained at the end of the fiscal year (when applicable).

#### NOTES:

**(1)** FY 2021 unexpended GR funds in are due to vacancies. Unexpended Other Funds are due to inability to hold in-person conferences and events due to the pandemic, as well as vacancies.

**(2)** FY 2022 unexpended GR funds in are due to vacancies. Unexpended Other Funds are due to inability to hold in-person conferences and events due to the pandemic, as well as vacancies.

**CORE RECONCILIATION DETAIL**

**STATE  
PERSONNEL - OPERATING**

**5. CORE RECONCILIATION DETAIL**

	<b>Budget Class</b>	<b>FTE</b>	<b>GR</b>	<b>Federal</b>	<b>Other</b>	<b>Total</b>	<b>Explanation</b>
<b>TAFP AFTER VETOES</b>							
	PS	66.72	3,170,905	0	174,718	3,345,623	
	EE	0.00	1,293,432	0	475,155	1,768,587	
	<b>Total</b>	<b>66.72</b>	<b>4,464,337</b>	<b>0</b>	<b>649,873</b>	<b>5,114,210</b>	
<b>DEPARTMENT CORE REQUEST</b>							
	PS	66.72	3,170,905	0	174,718	3,345,623	
	EE	0.00	1,293,432	0	475,155	1,768,587	
	<b>Total</b>	<b>66.72</b>	<b>4,464,337</b>	<b>0</b>	<b>649,873</b>	<b>5,114,210</b>	
<b>GOVERNOR'S RECOMMENDED CORE</b>							
	PS	66.72	3,170,905	0	174,718	3,345,623	
	EE	0.00	1,293,432	0	475,155	1,768,587	
	<b>Total</b>	<b>66.72</b>	<b>4,464,337</b>	<b>0</b>	<b>649,873</b>	<b>5,114,210</b>	

## DECISION ITEM SUMMARY

Budget Unit								
Decision Item	FY 2022	FY 2022	FY 2023	FY 2023	FY 2024	FY 2024	*****	*****
Budget Object Summary	ACTUAL	ACTUAL	BUDGET	BUDGET	DEPT REQ	DEPT REQ	SECURED	SECURED
Fund	DOLLAR	FTE	DOLLAR	FTE	DOLLAR	FTE	COLUMN	COLUMN
<b>PERSONNEL - OPERATING</b>								
<b>CORE</b>								
PERSONAL SERVICES								
GENERAL REVENUE	2,637,843	45.22	3,170,905	63.72	3,170,905	63.72	0	0.00
OA REVOLVING ADMINISTRATIVE TR	24,314	0.42	138,817	2.00	138,817	2.00	0	0.00
MO REVOLVING INFO TECH TRUST	0	0.00	35,901	1.00	35,901	1.00	0	0.00
TOTAL - PS	2,662,157	45.64	3,345,623	66.72	3,345,623	66.72	0	0.00
EXPENSE & EQUIPMENT								
GENERAL REVENUE	233,118	0.00	1,293,432	0.00	1,293,432	0.00	0	0.00
OA REVOLVING ADMINISTRATIVE TR	43,873	0.00	471,555	0.00	471,555	0.00	0	0.00
MO REVOLVING INFO TECH TRUST	0	0.00	3,600	0.00	3,600	0.00	0	0.00
TOTAL - EE	276,991	0.00	1,768,587	0.00	1,768,587	0.00	0	0.00
<b>TOTAL</b>	<b>2,939,148</b>	<b>45.64</b>	<b>5,114,210</b>	<b>66.72</b>	<b>5,114,210</b>	<b>66.72</b>	<b>0</b>	<b>0.00</b>
<b>GRAND TOTAL</b>	<b>\$2,939,148</b>	<b>45.64</b>	<b>\$5,114,210</b>	<b>66.72</b>	<b>\$5,114,210</b>	<b>66.72</b>	<b>\$0</b>	<b>0.00</b>

9/19/22 9:59

im\_disummary

## FLEXIBILITY REQUEST FORM

<b>BUDGET UNIT NUMBER:</b> 30809 <b>BUDGET UNIT NAME:</b> Division of Personnel <b>HOUSE BILL SECTION:</b> 5.055	<b>DEPARTMENT:</b> Office of Administration  <b>DIVISION:</b> Personnel
<b>1. Provide the amount by fund of personal service flexibility and the amount by fund of expense and equipment flexibility you are requesting in dollar and percentage terms and explain why the flexibility is needed. If flexibility is being requested among divisions, provide the amount by fund of flexibility you are requesting in dollar and percentage terms and explain why the flexibility is needed.</b>	
<b>DEPARTMENT REQUEST</b>	
The Division of Personnel requests 5% flexibility of Personal Services and Expense/Equipment be approved. The flexibility would allow the Division of Personnel to effectively manage responsibilities and resources given the statewide workforce management initiatives that the Division has taken on in recent years. This is the same amount of flexibility that was approved in FY23.	
<b>2. Estimate how much flexibility will be used for the budget year. How much flexibility was used in the Prior Year Budget and the Current Year Budget? Please specify the amount.</b>	
<b>PRIOR YEAR ACTUAL AMOUNT OF FLEXIBILITY USED</b>	<b>CURRENT YEAR ESTIMATED AMOUNT OF FLEXIBILITY THAT WILL BE USED</b>
\$142,026	Unknown
<b>BUDGET REQUEST ESTIMATED AMOUNT OF FLEXIBILITY THAT WILL BE USED</b>	
5% flexibility is being requested for FY 2023	
<b>3. Please explain how flexibility was used in the prior and/or current years.</b>	
<b>PRIOR YEAR EXPLAIN ACTUAL USE</b>	<b>CURRENT YEAR EXPLAIN PLANNED USE</b>
Funding was flexed in FY23 from PS to E&E to cover expenses associated with MO Careers, LinkedIn Recruiting, an in-person hiring event, and a Missouri Chamber Foundation event.	The flexibility will allow the Division of Personnel to effectively and efficiently manage resources given the statewide workforce management initiatives that the Division has taken on in recent years.

# DECISION ITEM DETAIL

Budget Unit	FY 2022	FY 2022	FY 2023	FY 2023	FY 2024	FY 2024	*****	*****
Decision Item	ACTUAL	ACTUAL	BUDGET	BUDGET	DEPT REQ	DEPT REQ	SECURED	SECURED
Budget Object Class	DOLLAR	FTE	DOLLAR	FTE	DOLLAR	FTE	COLUMN	COLUMN
<b>PERSONNEL - OPERATING</b>								
<b>CORE</b>								
DIVISION DIRECTOR	126,435	1.08	133,070	1.00	121,923	1.00	0	0.00
DESIGNATED PRINCIPAL ASST DIV	268,553	2.73	307,863	3.00	310,238	3.00	0	0.00
PROGRAM MANAGER	8,333	0.08	0	0.00	0	0.00	0	0.00
BOARD MEMBER	3,455	0.01	13,154	0.75	13,154	1.00	0	0.00
DATA PROCESSOR TECHNICAL	4,166	0.14	0	0.00	5,000	0.98	0	0.00
MISCELLANEOUS TECHNICAL	31,137	0.93	38,732	2.00	21,134	2.45	0	0.00
MISCELLANEOUS PROFESSIONAL	406	0.00	0	0.00	1,000	0.49	0	0.00
SPECIAL ASST PROFESSIONAL	200,600	2.96	234,559	3.00	285,318	4.00	0	0.00
SPECIAL ASST OFFICE & CLERICAL	36,416	1.00	37,980	1.00	0	0.00	0	0.00
LEAD ADMIN SUPPORT ASSISTANT	31,389	1.00	71,901	2.97	35,901	1.00	0	0.00
ADMIN SUPPORT PROFESSIONAL	95,494	2.14	90,027	2.00	95,806	3.00	0	0.00
ADMINISTRATIVE MANAGER	54,087	0.71	81,784	1.00	81,784	1.00	0	0.00
PRINCIPAL BUSINESS PROJECT MGR	31,283	0.38	0	0.00	0	0.00	0	0.00
SENIOR RESEARCH/DATA ANALYST	62,714	1.02	121,428	2.00	125,445	2.00	0	0.00
RESEARCH DATA ANALYSIS SPV/MGR	39,704	0.54	0	0.00	75,328	1.00	0	0.00
STAFF DEVELOPMENT TRAINER	0	0.00	140,368	2.00	69,947	1.00	0	0.00
STAFF DEV TRAINING SPECIALIST	57,241	1.00	190,807	4.00	126,980	2.00	0	0.00
SR STAFF DEV TRAINING SPEC	134,812	2.35	185,786	3.00	245,431	4.00	0	0.00
AGENCY BUDGET SENIOR ANALYST	4,960	0.08	0	0.00	0	0.00	0	0.00
HUMAN RESOURCES CONSULTANT AST	96,039	2.83	107,959	4.00	110,170	5.00	0	0.00
HUMAN RESOURCES CONSULTANT	403,278	9.01	479,253	13.00	595,794	14.80	0	0.00
SR HUMAN RESOURCES CONSULTANT	439,655	8.29	439,929	11.00	469,745	12.00	0	0.00
HUMAN RESOURCES CONSLTNT SPEC	92,831	1.73	170,461	3.00	57,034	1.00	0	0.00
HUMAN RESOURCES PROGRAM COORI	242,727	3.50	207,739	3.00	301,309	4.00	0	0.00
HUMAN RESOURCES PROGRAM DIRCTI	196,442	2.13	292,823	5.00	197,182	2.00	0	0.00
<b>TOTAL - PS</b>	<b>2,662,157</b>	<b>45.64</b>	<b>3,345,623</b>	<b>66.72</b>	<b>3,345,623</b>	<b>66.72</b>	<b>0</b>	<b>0.00</b>
TRAVEL, IN-STATE	4,060	0.00	6,694	0.00	6,694	0.00	0	0.00
TRAVEL, OUT-OF-STATE	3,104	0.00	2,000	0.00	2,000	0.00	0	0.00
SUPPLIES	10,566	0.00	18,317	0.00	18,317	0.00	0	0.00
PROFESSIONAL DEVELOPMENT	32,104	0.00	40,350	0.00	40,350	0.00	0	0.00
COMMUNICATION SERV & SUPP	13,409	0.00	16,291	0.00	16,291	0.00	0	0.00
PROFESSIONAL SERVICES	140,800	0.00	1,270,253	0.00	1,270,253	0.00	0	0.00

# DECISION ITEM DETAIL

Budget Unit	FY 2022	FY 2022	FY 2023	FY 2023	FY 2024	FY 2024	*****	*****
Decision Item	ACTUAL	ACTUAL	BUDGET	BUDGET	DEPT REQ	DEPT REQ	SECURED	SECURED
Budget Object Class	DOLLAR	FTE	DOLLAR	FTE	DOLLAR	FTE	COLUMN	COLUMN
<b>PERSONNEL - OPERATING</b>								
<b>CORE</b>								
M&R SERVICES	1,838	0.00	10,500	0.00	10,500	0.00	0	0.00
COMPUTER EQUIPMENT	21,058	0.00	0	0.00	0	0.00	0	0.00
OFFICE EQUIPMENT	18,383	0.00	19,250	0.00	19,250	0.00	0	0.00
OTHER EQUIPMENT	1,063	0.00	6,950	0.00	6,950	0.00	0	0.00
PROPERTY & IMPROVEMENTS	0	0.00	1,000	0.00	1,000	0.00	0	0.00
BUILDING LEASE PAYMENTS	860	0.00	1,900	0.00	1,900	0.00	0	0.00
EQUIPMENT RENTALS & LEASES	0	0.00	1,500	0.00	1,500	0.00	0	0.00
MISCELLANEOUS EXPENSES	16,052	0.00	14,776	0.00	14,776	0.00	0	0.00
REBILLABLE EXPENSES	13,694	0.00	358,806	0.00	358,806	0.00	0	0.00
<b>TOTAL - EE</b>	<b>276,991</b>	<b>0.00</b>	<b>1,768,587</b>	<b>0.00</b>	<b>1,768,587</b>	<b>0.00</b>	<b>0</b>	<b>0.00</b>
<b>GRAND TOTAL</b>	<b>\$2,939,148</b>	<b>45.64</b>	<b>\$5,114,210</b>	<b>66.72</b>	<b>\$5,114,210</b>	<b>66.72</b>	<b>\$0</b>	<b>0.00</b>
<b>GENERAL REVENUE</b>	<b>\$2,870,961</b>	<b>45.22</b>	<b>\$4,464,337</b>	<b>63.72</b>	<b>\$4,464,337</b>	<b>63.72</b>		<b>0.00</b>
<b>FEDERAL FUNDS</b>	<b>\$0</b>	<b>0.00</b>	<b>\$0</b>	<b>0.00</b>	<b>\$0</b>	<b>0.00</b>		<b>0.00</b>
<b>OTHER FUNDS</b>	<b>\$68,187</b>	<b>0.42</b>	<b>\$649,873</b>	<b>3.00</b>	<b>\$649,873</b>	<b>3.00</b>		<b>0.00</b>

## PROGRAM DESCRIPTION

**Department** Office of Administration

**HB Section(s):** 5.055

**Program Name** Division of Personnel

**Program is found in the following core budget(s):** Division of Personnel - Operating

### 1a. What strategic priority does this program address?

The strategic priority of this program is to build the State of Missouri workforce for the future.

### 1b. What does this program do?

- Modernizes the State's approach to statewide recruitment by partnering with executive departments to help fill critical roles. Our goal is to hire the right people, in the right places, at the right time by leveraging new technologies, approaches and outside partnerships.
- Coordinates statewide talent management and learning solutions to build a better and more effective State of Missouri workforce. Our goal is to pursue and implement opportunities that enable "best in class" training content to be consistently distributed across State government in the most efficient way possible. Key areas of focus include developing a talented workforce, enriching professional growth and recognizing team member's efforts while building a culture of coaching.
- Supports State team members and executive departments through maintenance of the classification structure, position/job analysis, compensation administration, and examining turnover trends. Provide quality assurance for agency transactional human resources.
- Provides statewide Human Resources (HR) data analysis and visualizations to stakeholders at all phases of the employee lifecycle on a routine and ad hoc basis. Supports SAMII HR maintenance, administers workforce surveys, and provides customer support for the talent management technologies.
- In addition to all statewide talent responsibilities, the Division of Personnel administers human resource functions for 1,700 state employees of the Office of Administration.

## PROGRAM DESCRIPTION

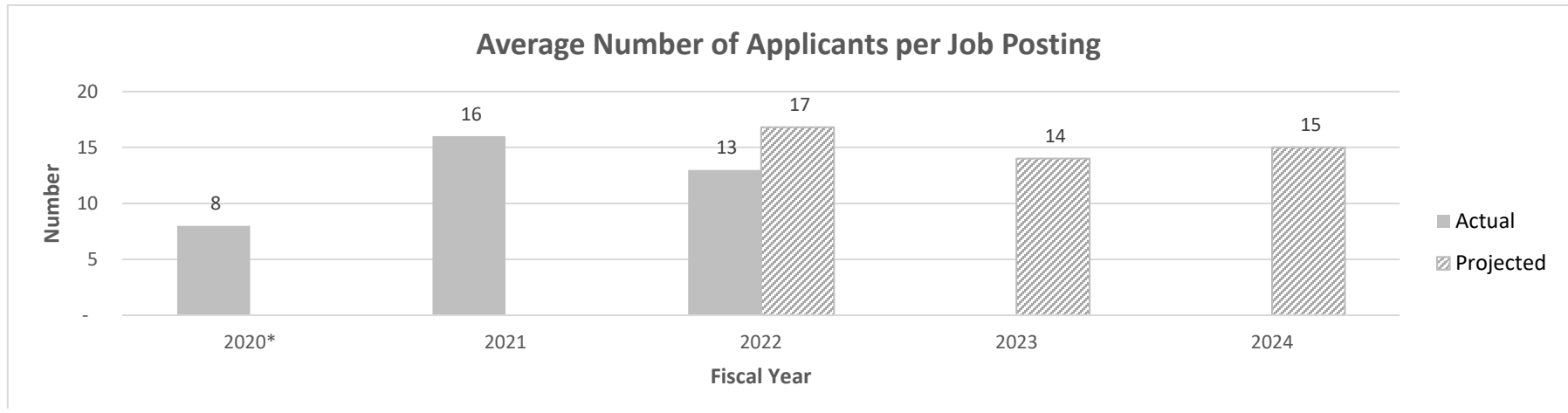
**Department** Office of Administration

**HB Section(s):** 5.055

**Program Name** Division of Personnel

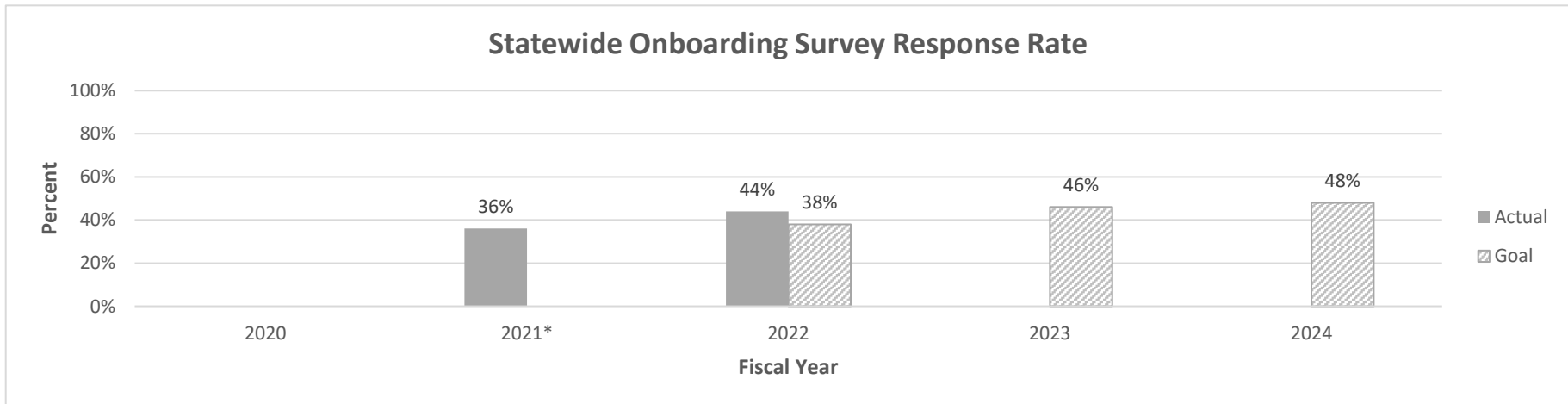
**Program is found in the following core budget(s):** Division of Personnel - Operating

### 2a. Provide an activity measure(s) for the program.



Attracting more applicants increases the candidate pool from which to select new hires. It is also an indication of how many users we are driving to the applicant tracking system. Pipeline requisitions are a tool used to keep constantly open positions visible at all times without having to repost; they are excluded from this measure.

\*FY 2020 data is for a partial year. MOCareers launched January of 2020; no prior year data is available.



The statewide new employee onboarding survey launched July 1, 2020. This optional survey is distributed to new team members when they reach certain key milestones in their employment (30, 90, 180 and 365 days). The data help target specific improvements in the hiring and onboarding process to ensure that all team members feel part of the team and have the tools they need to be successful in their role.



## PROGRAM DESCRIPTION

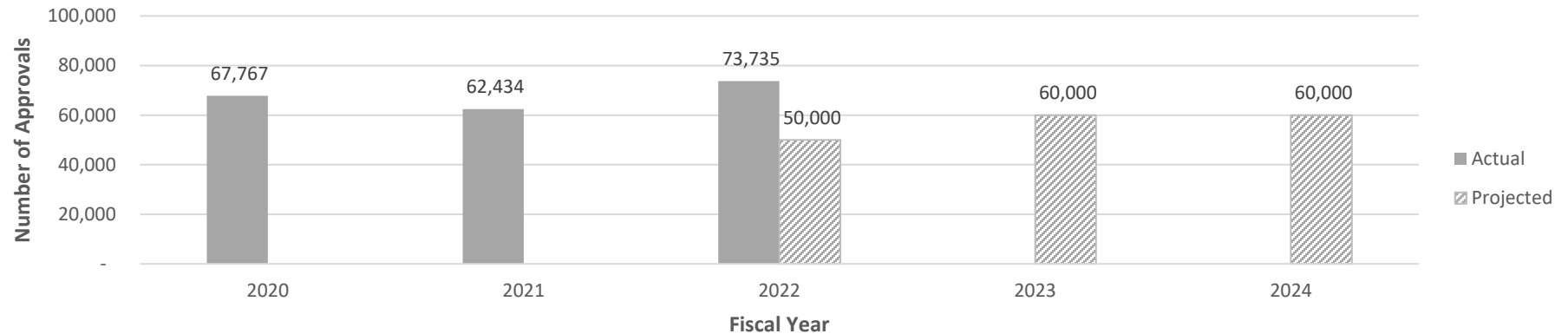
**Department** Office of Administration

**HB Section(s):** 5.055

**Program Name** Division of Personnel

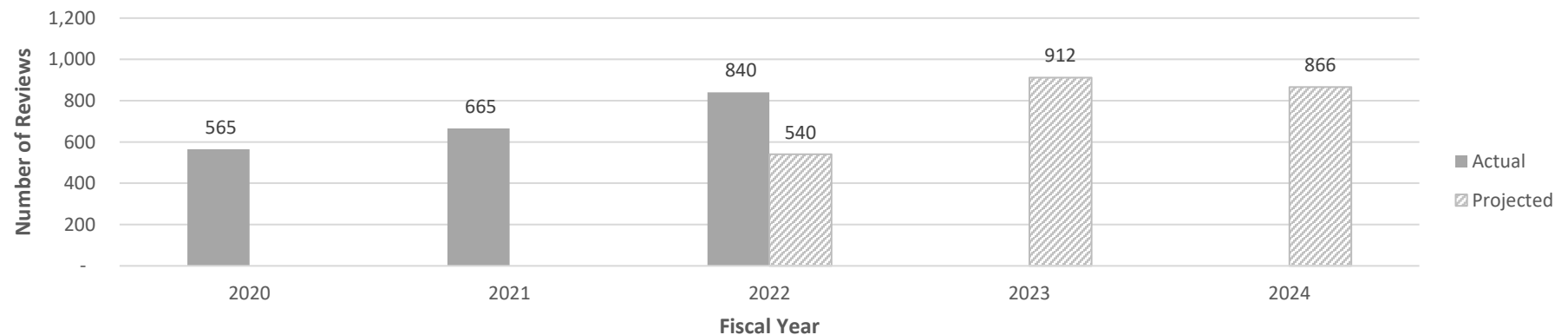
**Program is found in the following core budget(s):** Division of Personnel - Operating

### Total Employee Transactional Processes Approved



The Transactions Team audits employee actions submitted by Uniform Classification & Pay System (UCP) agencies. These transactions enact employee changes such as promotions, retirements, pay increases, and other work transitions. Transactions are reviewed for quality control and compliance with State Personnel Law--revisions are made as needed and final approval is applied in the SAM II HR system. Division of Personnel process 100% of ESMTs received.

### Number of Position Classification Reviews



The division conducts position classification reviews as required by 1CSR 20-2. The process is designed to ensure a team member's job duties are clearly and properly classified in relation to the job family, career path, and classification specifications. The division adopted a new statewide classification structure on July 1, 2020 creating well-defined career paths, broad classifications, reducing the number of classifications by nearly 50 percent.

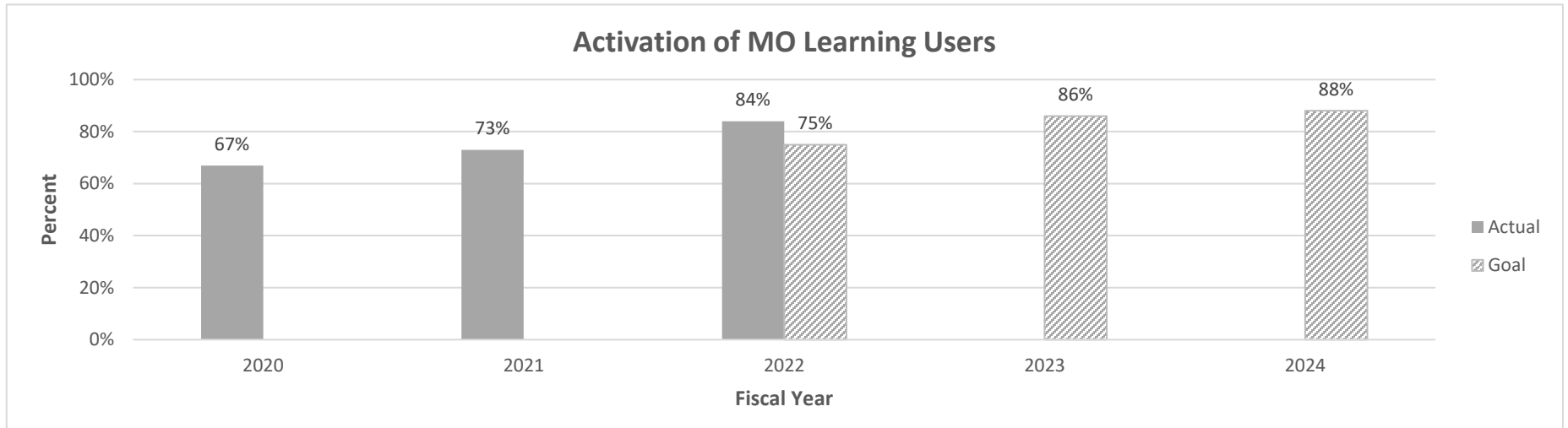
## PROGRAM DESCRIPTION

**Department** Office of Administration

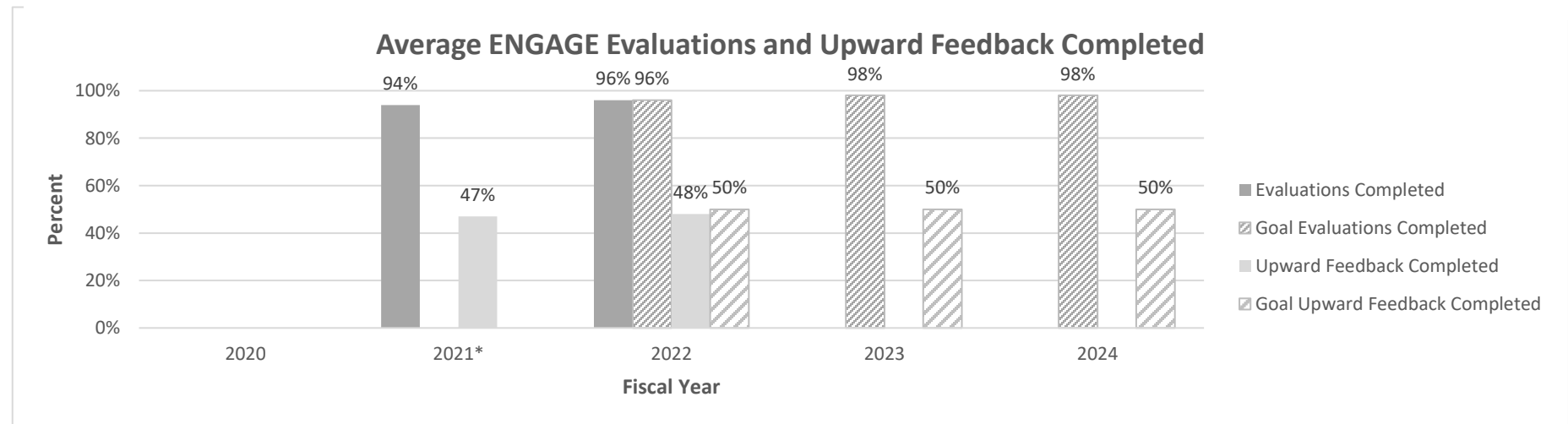
**HB Section(s):** 5.055

**Program Name** Division of Personnel

**Program is found in the following core budget(s):** Division of Personnel - Operating



MO Learning, powered by LinkedIn Learning, offers over 7,000 high quality courses on-demand 24/7 to state team members. This platform launched in April of 2019.



ENGAGE is the State's talent development and performance management program. It is focused on the exchange of regular and timely feedback. Evaluations are conducted by all supervisors and all team members have the option to provide upward feedback to their supervisors.

\*FY 2021 includes two quarters of evaluations and upward feedback, as the system launched in March of 2020.

## PROGRAM DESCRIPTION

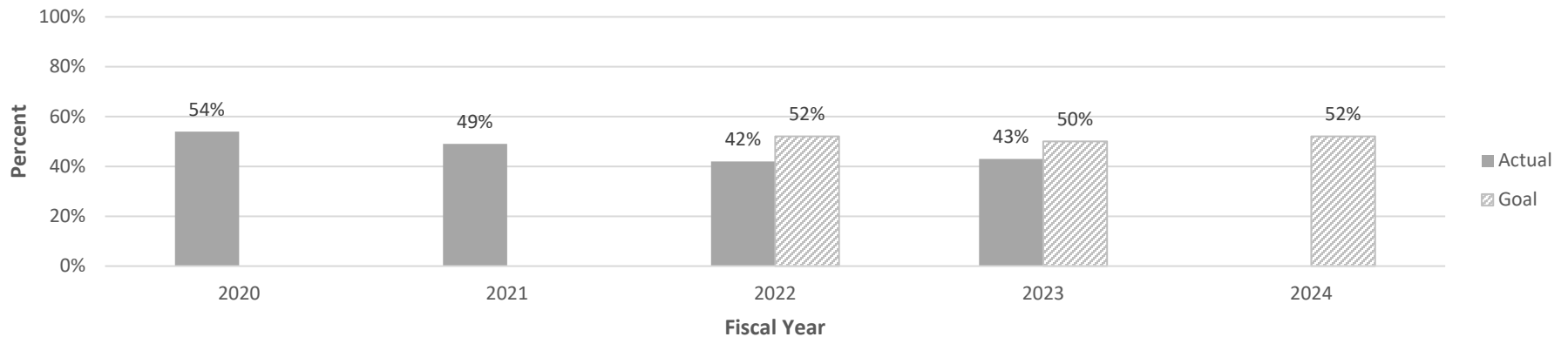
**Department** Office of Administration

**HB Section(s):** 5.055

**Program Name** Division of Personnel

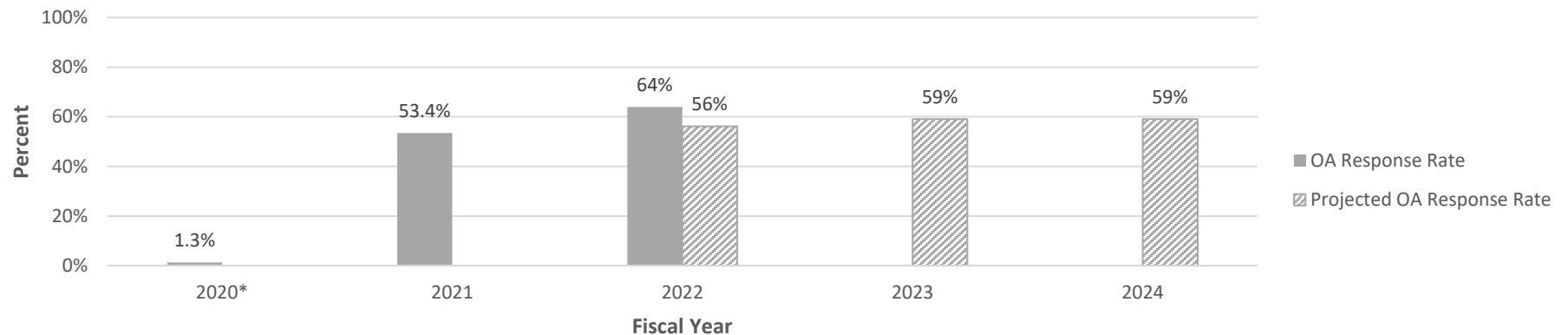
**Program is found in the following core budget(s):** Division of Personnel - Operating

### Statewide Quarterly Employee Engagement Survey Responses



The statewide Quarterly Pulse Survey launched in FY 2018 to capture, track and improve organizational health.

### Office of Administration Exit Survey Response Rate



Exit interviews are distributed to State employees voluntarily separating from State service to understand why they decided to leave. The collection of this data is in an effort to improve retention. The exit interview initiative with a pilot in the Office of Administration during FY 2020. This effort was expended to additional agencies in FY 2021.

\*FY 2020 includes partial data

## PROGRAM DESCRIPTION

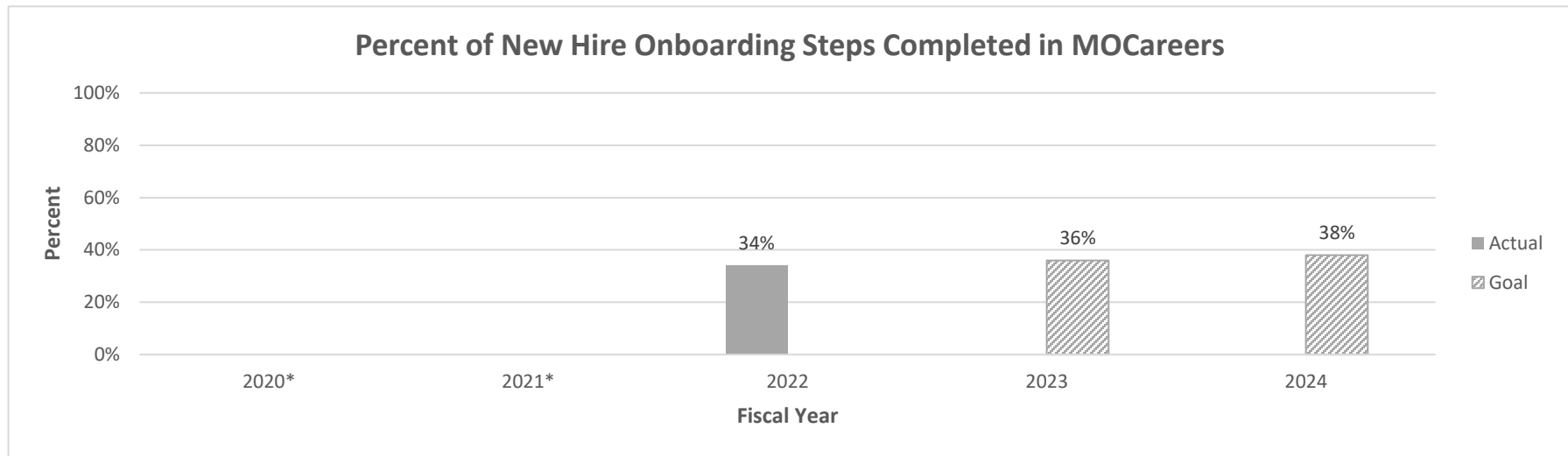
**Department** Office of Administration

**HB Section(s):** 5.055

**Program Name** Division of Personnel

**Program is found in the following core budget(s):** Division of Personnel - Operating

### 2b. Provide a measure(s) of the program's quality.



MOCareers, the States centralized application platform, launched January of 2020. Onboarding steps were added in November of 2020 with further enhancements launching in December of 2021.

\*Data not available for FY 2020 or FY 2021

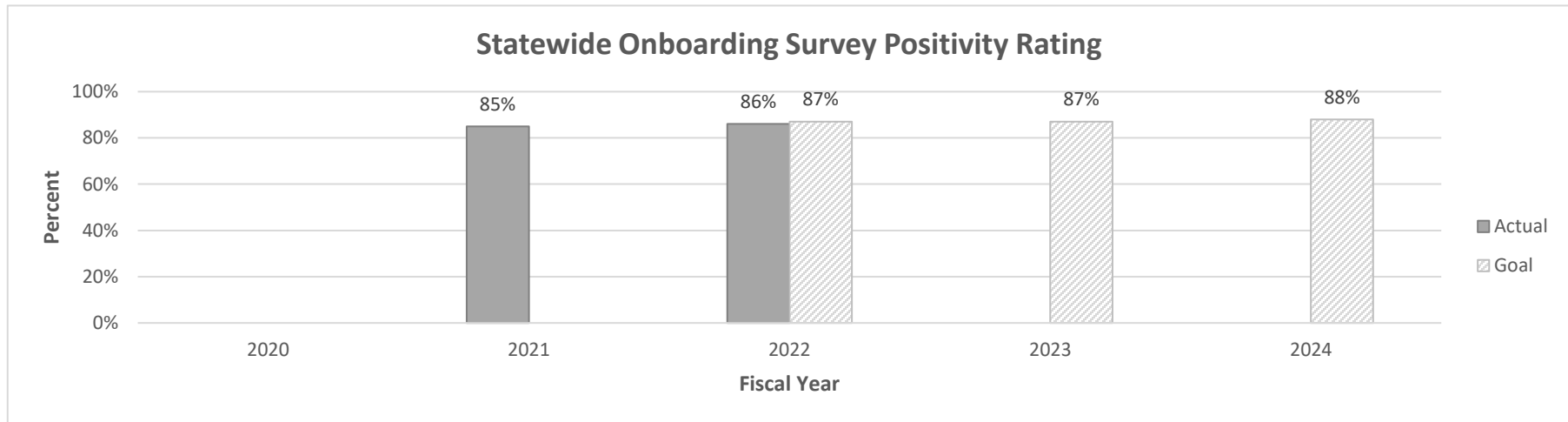
## PROGRAM DESCRIPTION

**Department** Office of Administration

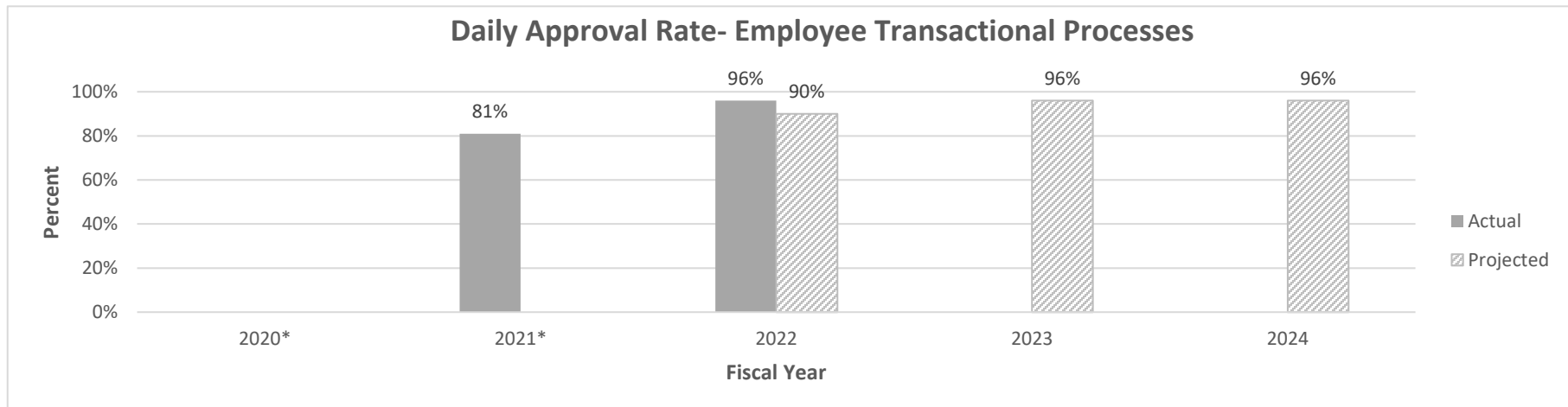
**HB Section(s):** 5.055

**Program Name** Division of Personnel

**Program is found in the following core budget(s):** Division of Personnel - Operating



The statewide new employee onboarding survey launched July 1, 2020. This is a short survey that is sent to new employees at 30, 90, 180 and 365 days in their new position; participation is optional. Agencies have access to a dashboard that allows them to review their agency information, drilling down to division level. With this information, agencies can consider enhancements to their onboarding program that improves the new employee experience.



The Transactions Team strives to audit and approve over 90% of employee transactions on the first business day after they have been entered by UCP agencies, or have reached their effective date.

\*Data not available prior to October 2020

## PROGRAM DESCRIPTION

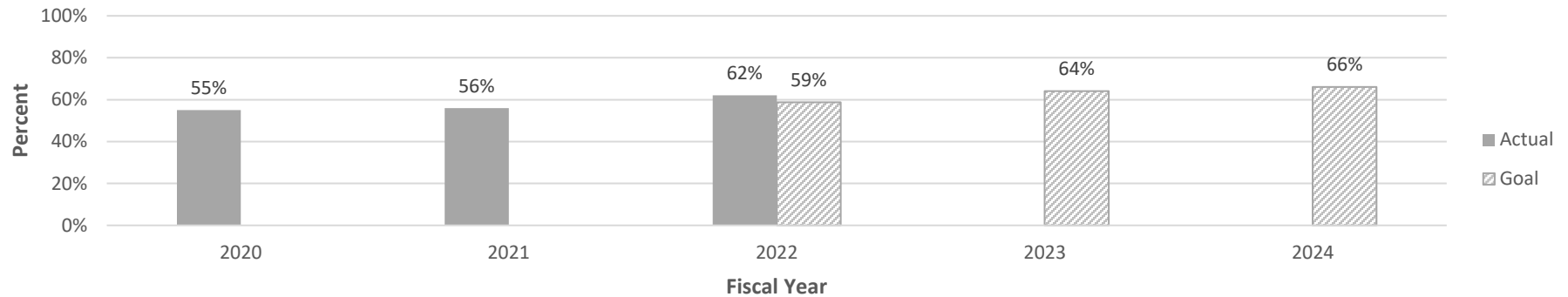
**Department** Office of Administration

**HB Section(s):** 5.055

**Program Name** Division of Personnel

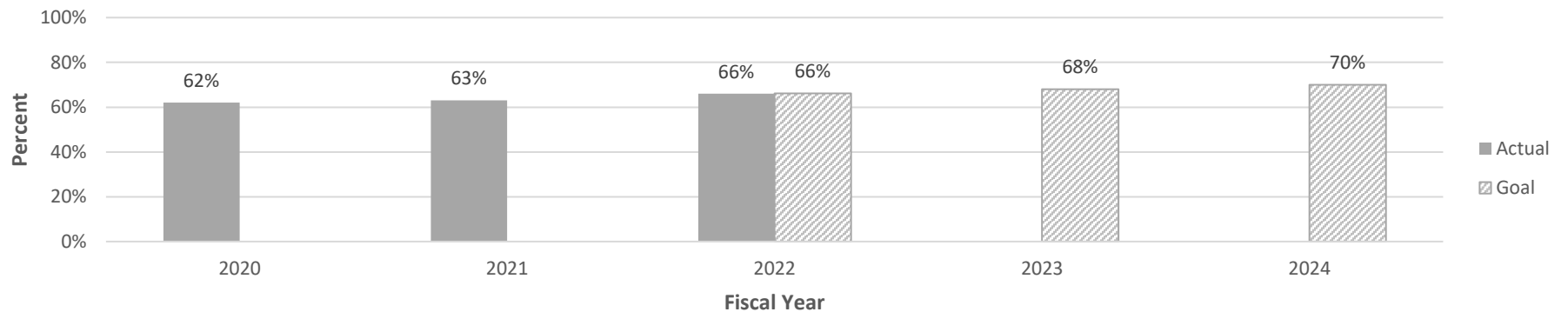
**Program is found in the following core budget(s):** Division of Personnel - Operating

### Employees Who Receive the Proper Training and Development they Need to be Effective in their Jobs



The data represent the percentage of state employees who agreed on the statewide Quarterly Pulse Survey they receive the proper training and development they need to be effective in their jobs. The statewide Quarterly Pulse Survey launched in fiscal year 2018 to capture, track and improve organizational health.

### Employees Who have had a Helpful Professional Development Conversation with Supervisor in the Last Six Months



The data represents the percentage of state employees who agreed on the statewide Quarterly Pulse Survey that they have had a helpful professional development conversation with their supervisor in the last six (6) months. The statewide Quarterly Pulse Survey launched in FY 2018 to capture, track and improve organizational health.

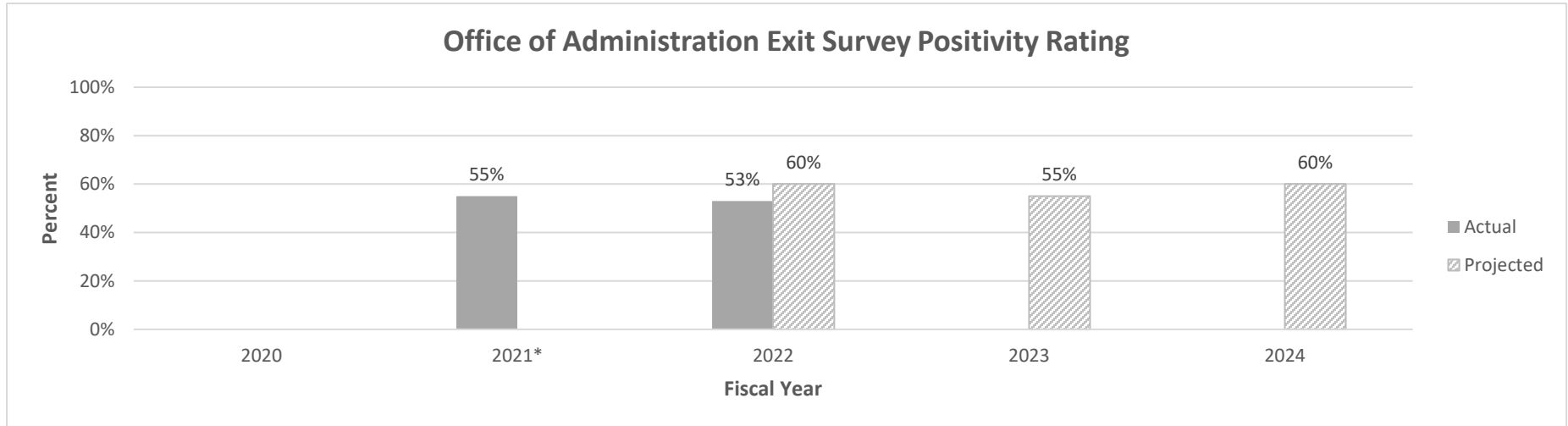
## PROGRAM DESCRIPTION

**Department** Office of Administration

**HB Section(s):** 5.055

**Program Name** Division of Personnel

**Program is found in the following core budget(s):** Division of Personnel - Operating



The Office of Administration (OA) launched an optional exit survey in March of 2021. The survey is distributed by Human Resources (HR) to team members voluntarily separating from their position with the department. The data represents team members who gave a positive rating on the survey about their experience with OA.

\*FY 2021 includes data from the optional exit survey launch date in March of 2021 through June 30, 2021.

## PROGRAM DESCRIPTION

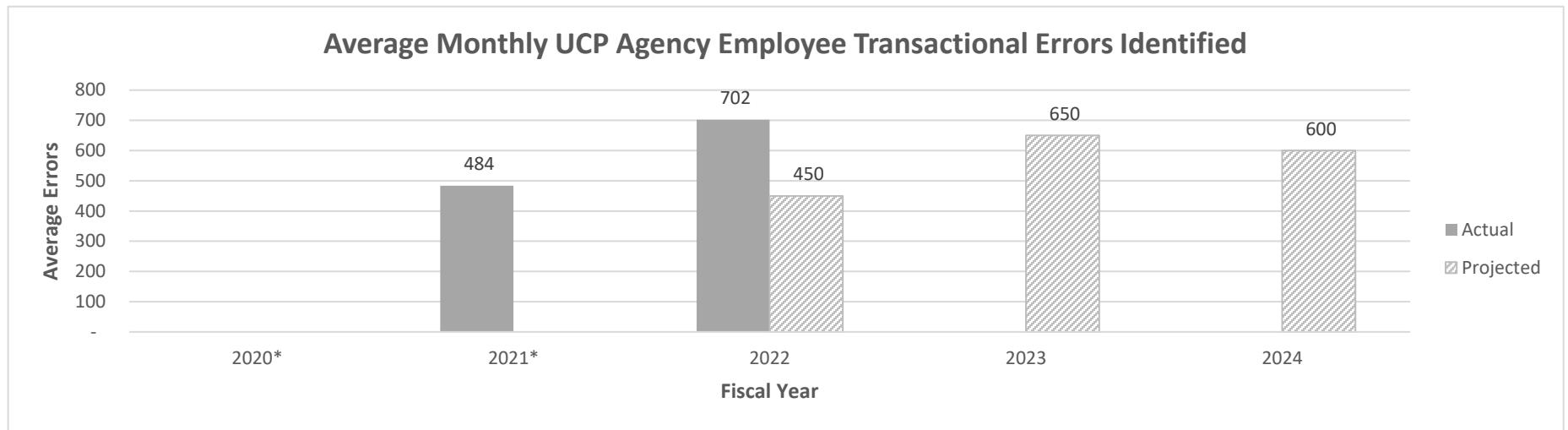
**Department** Office of Administration

**HB Section(s):** 5.055

**Program Name** Division of Personnel

**Program is found in the following core budget(s):** Division of Personnel - Operating

### 2c. Provide a measure(s) of the program's impact.



The Transactions Team provides training resources to UCP agencies to reduce errors in coding employee transactions. At the same time, the Transactions Team has improved their ability to identify such errors.

\*FY 2021 includes data from April of 2021 through June 30, 2021



## PROGRAM DESCRIPTION

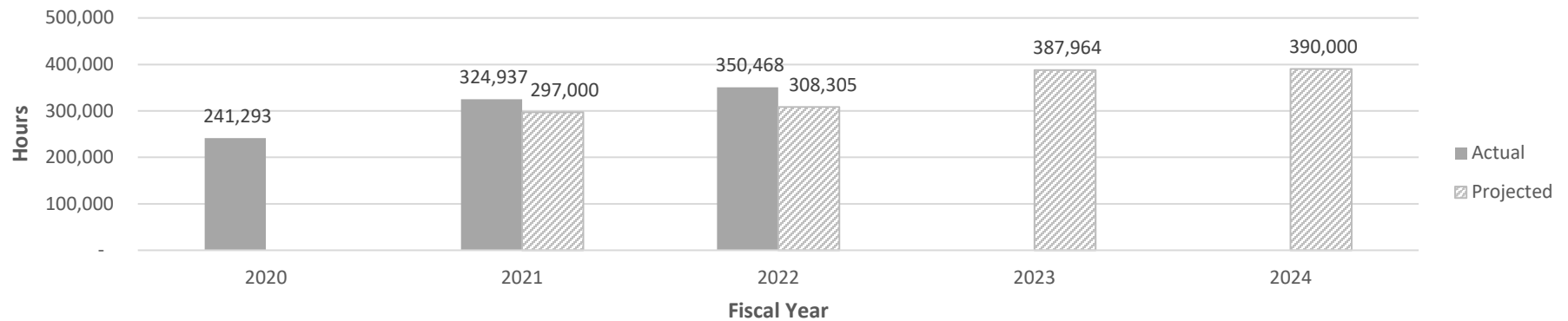
**Department** Office of Administration

**HB Section(s):** 5.055

**Program Name** Division of Personnel

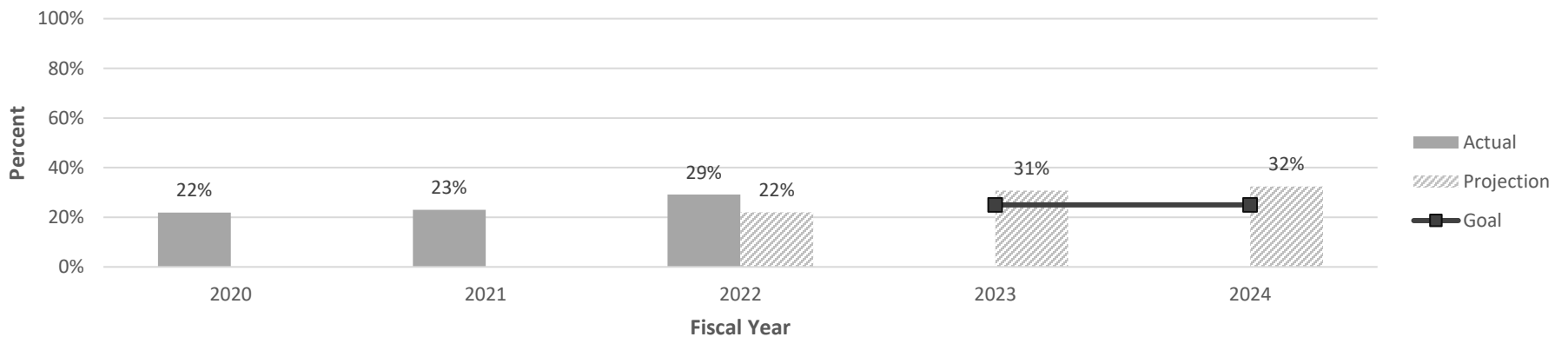
**Program is found in the following core budget(s):** Division of Personnel - Operating

### MO Learning Hours Viewed



MO Learning, powered by LinkedIn Learning, offers over 7,000 high quality courses on-demand 24/7 to state team members.

### State Workforce Total Turnover



Monitoring Statewide turnover is an important function of the Division of Personnel. Balancing turnover can help the State ensure effective use of resources. Turnover rate is calculated by taking the number of separations divided by the total full time employees. Projections are calculated based on a five year average increase in total separations of 5.29%. The Division's goal is to decrease turnover in the state workforce through implementation of talent management retention strategies.

## PROGRAM DESCRIPTION

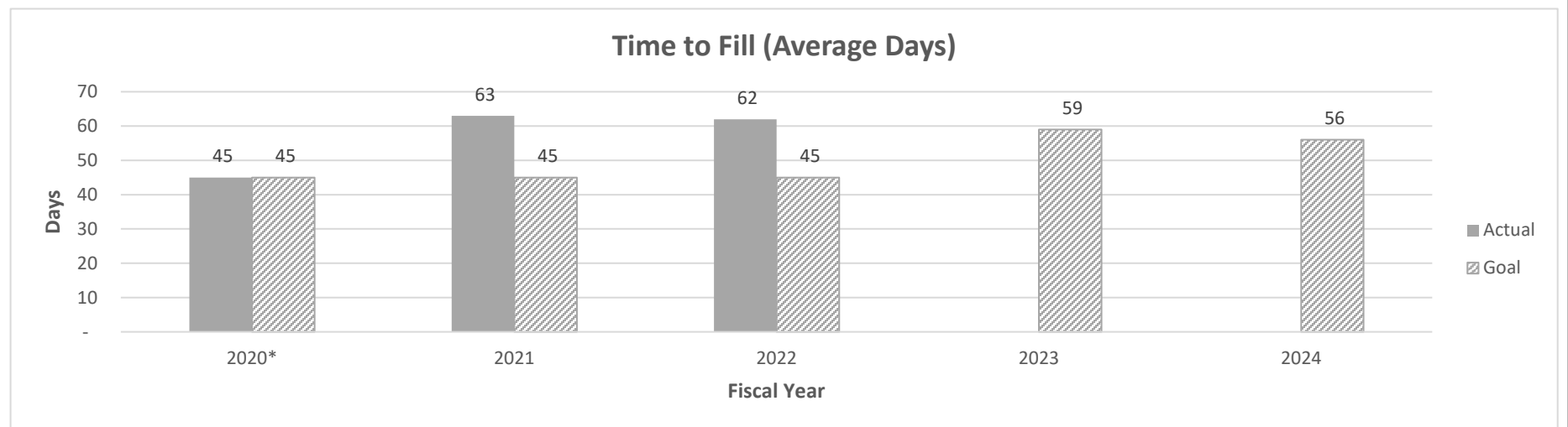
**Department** Office of Administration

**HB Section(s):** 5.055

**Program Name** Division of Personnel

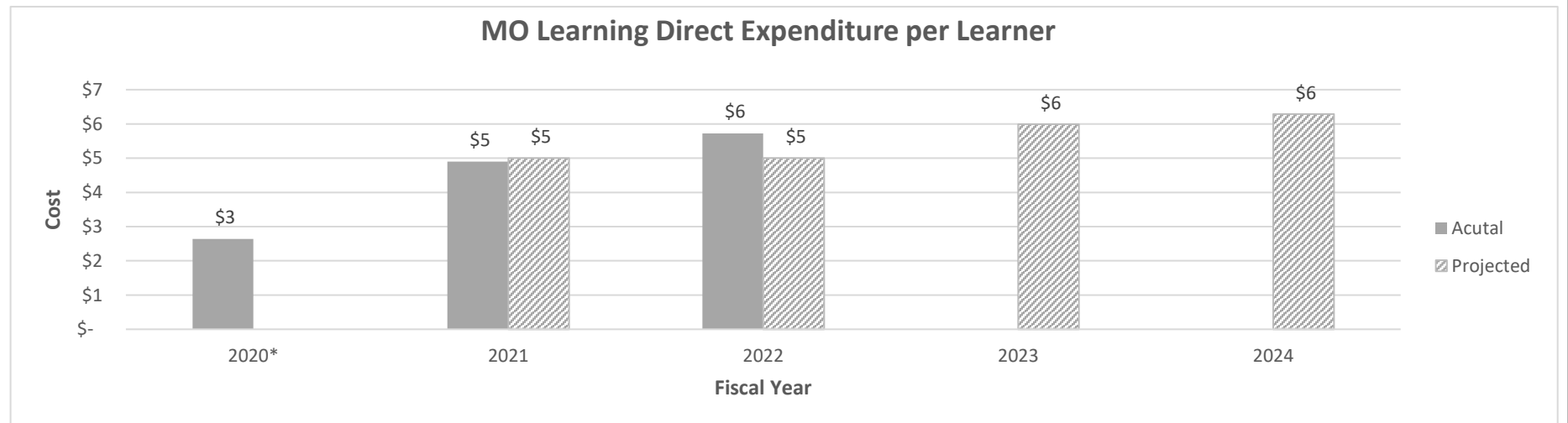
**Program is found in the following core budget(s):** Division of Personnel - Operating

### 2d. Provide a measure(s) of the program's efficiency.



Time to fill is the number of days from when the job opening was posted until the conditional offer is accepted by the candidate (as defined by Society for Human Resource Management, or SHRM). Pipeline requisitions are excluded from this calculation.

\*FY 2020 includes data from the MOCareers launch date of January 6, 2020 through June 30, 2021



MO Learning, powered by LinkedIn Learning, offers over 7,000 high quality courses on-demand 24/7 to state team members.

\*FY 2020 includes data from the MO Learning platform launch date in April of 2019 through June 30, 2020

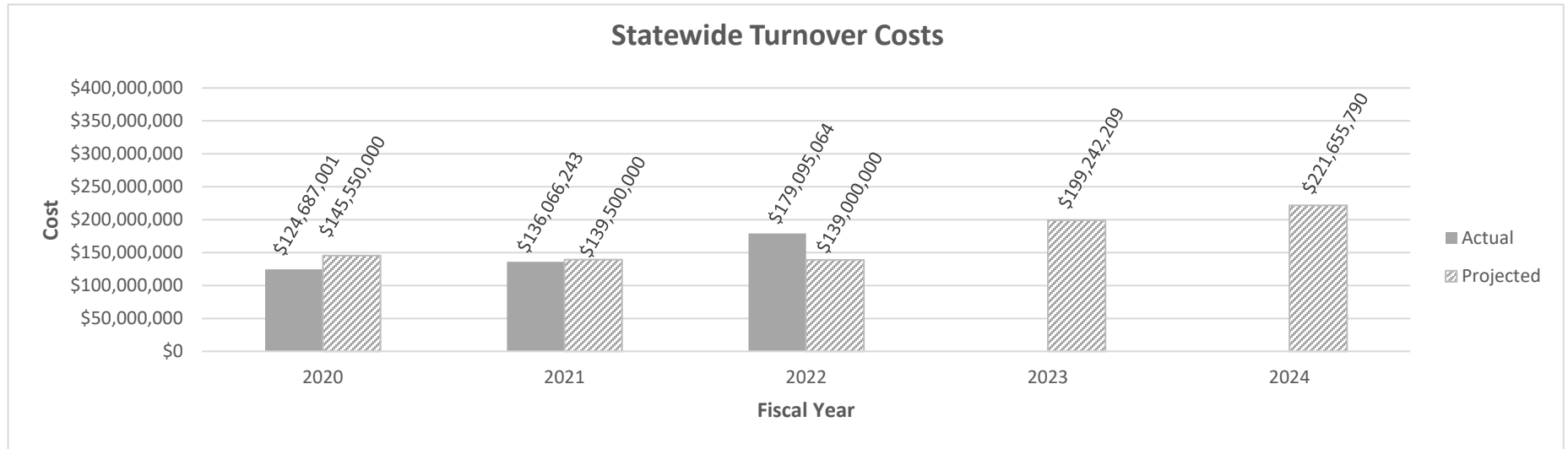
## PROGRAM DESCRIPTION

**Department** Office of Administration

**HB Section(s):** 5.055

**Program Name** Division of Personnel

**Program is found in the following core budget(s):** Division of Personnel - Operating



Turnover costs are calculated by multiplying the average salary of the executive departments by one-third, then multiplying by total separations. According to the Society for Human Resource Management (SHRM), each employee departure costs about one-third of their salary. Projected turnover costs are calculated using the same calculation based on a five year average increase in total separations of 5.29% and five year average increase in average salary of 5.66%.

## PROGRAM DESCRIPTION

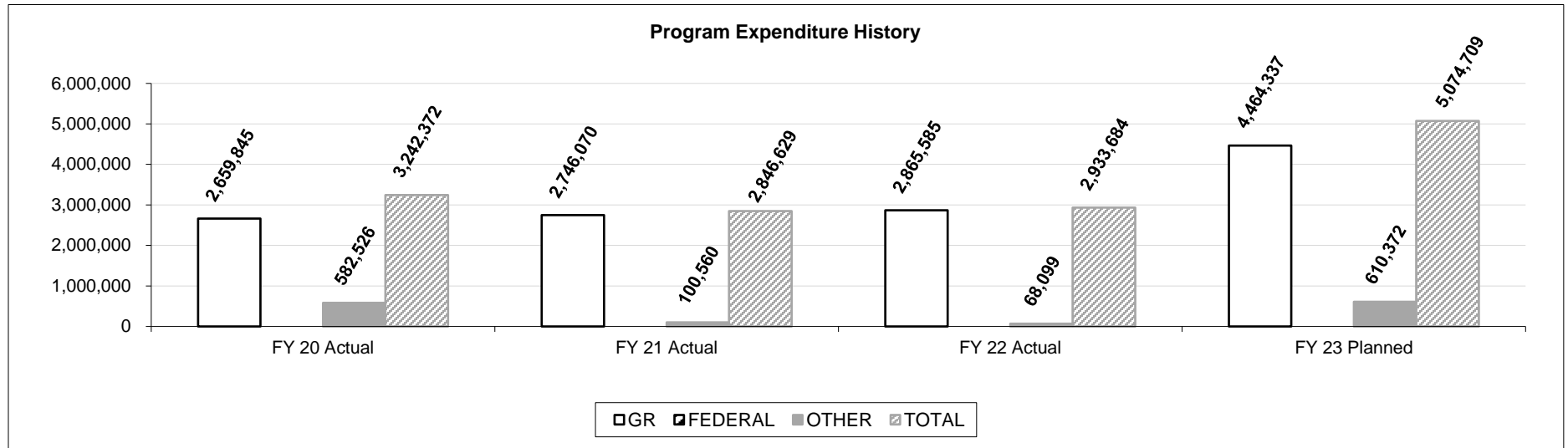
**Department** Office of Administration

**HB Section(s):** 5.055

**Program Name** Division of Personnel

**Program is found in the following core budget(s):** Division of Personnel - Operating

**3. Provide actual expenditures for the prior three fiscal years and planned expenditures for the current fiscal year. (Note: Amounts do not include fringe benefit costs.)**



**4. What are the sources of the "Other " funds?**

OA Revolving Administrative Fund (0505); MO Revolving Information Technology Trust Fund (0980)

**5. What is the authorization for this program, i.e., federal or state statute, etc.? (Include the federal program number, if applicable.)**

Article IV, Section 19; Chapter 36 RSMo and Title 1, Division 20 of Mo CSR

**6. Are there federal matching requirements? If yes, please explain.**

No

**7. Is this a federally mandated program? If yes, please explain.**

Positions in some agencies may require coverage by a merit system as a condition of receiving federal funds.

## CORE DECISION ITEM

Department Office of Administration	Budget Unit	30819C
Division Personnel		
Core Rewards and Recognition Program	HB Section	5.057

### 1. CORE FINANCIAL SUMMARY

	FY 2024 Budget Request			
	GR	Federal	Other	Total
PS	0	0	0	0
EE	6,663,450	0	0	6,663,450
PSD	0	0	0	0
TRF	0	0	0	0
<b>Total</b>	<b>6,663,450</b>	<b>0</b>	<b>0</b>	<b>6,663,450</b>
<b>FTE</b>	<b>0.00</b>	<b>0.00</b>	<b>0.00</b>	<b>0.00</b>

<b>Est. Fringe</b>	0	0	0	0
<i>Note: Fringes budgeted in House Bill 5 except for certain fringes budgeted directly to MoDOT, Highway Patrol, and Conservation.</i>				

Other Funds:

	FY 2024 Governor's Recommendation			
	GR	Federal	Other	Total
PS	0	0	0	0
EE	0	0	0	0
PSD	0	0	0	0
TRF	0	0	0	0
<b>Total</b>	<b>0</b>	<b>0</b>	<b>0</b>	<b>0</b>
<b>FTE</b>	<b>0.00</b>	<b>0.00</b>	<b>0.00</b>	<b>0.00</b>

<b>Est. Fringe</b>	0	0	0	0
<i>Note: Fringes budgeted in House Bill 5 except for certain fringes budgeted directly to MoDOT, Highway Patrol, and Conservation.</i>				

Other Funds:

### 2. CORE DESCRIPTION

The Division of Personnel is transforming the State of Missouri's talent management approach to better serve the citizens of Missouri. We are committed to recruiting, retaining, and developing top talent across the State's ~50,000 employee enterprise. The division oversees statewide rewards and recognition programs to include the Professional and Leadership Development Award (PLDA). The division coordinates with Human Resource professionals from each of the 16 executive departments to reward and recognize the top performers amongst State team members by investing in their professional development through PLDA.

### 3. PROGRAM LISTING (list programs included in this core funding)

Professional and Leadership Development Award (PLDA)

### CORE DECISION ITEM

<b>Department Office of Administration</b>	<b>Budget Unit</b> <u>30819C</u>
<b>Division Personnel</b>	
<b>Core Rewards and Recognition Program</b>	<b>HB Section</b> <u>5.057</u>

#### 4. FINANCIAL HISTORY

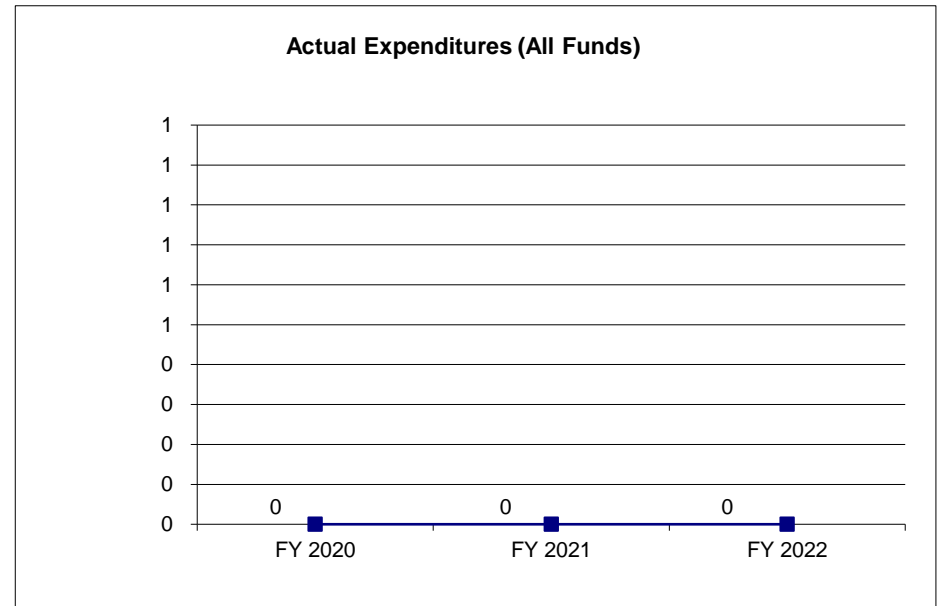
	<b>FY 2020 Actual</b>	<b>FY 2021 Actual</b>	<b>FY 2022 Actual</b>	<b>FY 2023 Current Yr.</b>
Appropriation (All Funds)	0	0	0	6,663,450
Less Reverted (All Funds)	0	0	0	(199,903)
Less Restricted (All Funds)*	0	0	0	0
Budget Authority (All Funds)	0	0	0	6,463,547
Actual Expenditures (All Funds)	0	0	0	N/A
Unexpended (All Funds)	0	0	0	N/A
Unexpended, by Fund:				
General Revenue	0	0	0	N/A
Federal	0	0	0	N/A
Other	0	0	0	N/A

\*Current Year restricted amount is as of \_\_\_\_\_.

Reverted includes the statutory three percent reserve amount (when applicable).

Restricted includes any Governor's expenditure restrictions which remained at the end of the fiscal year (when applicable).

#### NOTES:



**CORE RECONCILIATION DETAIL**

**STATE  
REWARDS & RECOGNITION**

**5. CORE RECONCILIATION DETAIL**

	<b>Budget Class</b>	<b>FTE</b>	<b>GR</b>	<b>Federal</b>	<b>Other</b>	<b>Total</b>	<b>Explanation</b>
<b>TAFP AFTER VETOES</b>							
	PD	0.00	6,663,450	0	0	6,663,450	
	<b>Total</b>	<b>0.00</b>	<b>6,663,450</b>	<b>0</b>	<b>0</b>	<b>6,663,450</b>	
<b>DEPARTMENT CORE REQUEST</b>							
	PD	0.00	6,663,450	0	0	6,663,450	
	<b>Total</b>	<b>0.00</b>	<b>6,663,450</b>	<b>0</b>	<b>0</b>	<b>6,663,450</b>	
<b>GOVERNOR'S RECOMMENDED CORE</b>							
	PD	0.00	6,663,450	0	0	6,663,450	
	<b>Total</b>	<b>0.00</b>	<b>6,663,450</b>	<b>0</b>	<b>0</b>	<b>6,663,450</b>	

## DECISION ITEM SUMMARY

Budget Unit								
Decision Item	FY 2022	FY 2022	FY 2023	FY 2023	FY 2024	FY 2024	*****	*****
Budget Object Summary	ACTUAL	ACTUAL	BUDGET	BUDGET	DEPT REQ	DEPT REQ	SECURED	SECURED
Fund	DOLLAR	FTE	DOLLAR	FTE	DOLLAR	FTE	COLUMN	COLUMN
<b>REWARDS &amp; RECOGNITION</b>								
<b>CORE</b>								
PROGRAM-SPECIFIC								
GENERAL REVENUE	0	0.00	6,663,450	0.00	6,663,450	0.00	0	0.00
TOTAL - PD	0	0.00	6,663,450	0.00	6,663,450	0.00	0	0.00
<b>TOTAL</b>	<b>0</b>	<b>0.00</b>	<b>6,663,450</b>	<b>0.00</b>	<b>6,663,450</b>	<b>0.00</b>	<b>0</b>	<b>0.00</b>
<b>GRAND TOTAL</b>	<b>\$0</b>	<b>0.00</b>	<b>\$6,663,450</b>	<b>0.00</b>	<b>\$6,663,450</b>	<b>0.00</b>	<b>\$0</b>	<b>0.00</b>

9/19/22 9:59

im\_disummary



# DECISION ITEM DETAIL

Budget Unit	FY 2022	FY 2022	FY 2023	FY 2023	FY 2024	FY 2024	*****	*****
Decision Item	ACTUAL	ACTUAL	BUDGET	BUDGET	DEPT REQ	DEPT REQ	SECURED	SECURED
Budget Object Class	DOLLAR	FTE	DOLLAR	FTE	DOLLAR	FTE	COLUMN	COLUMN
REWARDS & RECOGNITION								
CORE								
PROGRAM DISTRIBUTIONS	0	0.00	6,663,450	0.00	6,663,450	0.00	0	0.00
TOTAL - PD	0	0.00	6,663,450	0.00	6,663,450	0.00	0	0.00
GRAND TOTAL	\$0	0.00	\$6,663,450	0.00	\$6,663,450	0.00	\$0	0.00
GENERAL REVENUE	\$0	0.00	\$6,663,450	0.00	\$6,663,450	0.00		0.00
FEDERAL FUNDS	\$0	0.00	\$0	0.00	\$0	0.00		0.00
OTHER FUNDS	\$0	0.00	\$0	0.00	\$0	0.00		0.00

## PROGRAM DESCRIPTION

**Department** Office of Administration

**HB Section(s):** 5.057

**Program Name** Rewards and Recognition

**Program is found in the following core budget(s):** Division of Personnel

### 1a. What strategic priority does this program address?

The strategic priority of this program is to support and reward the top 10% of performers in each executive agency.

### 1b. What does this program do?

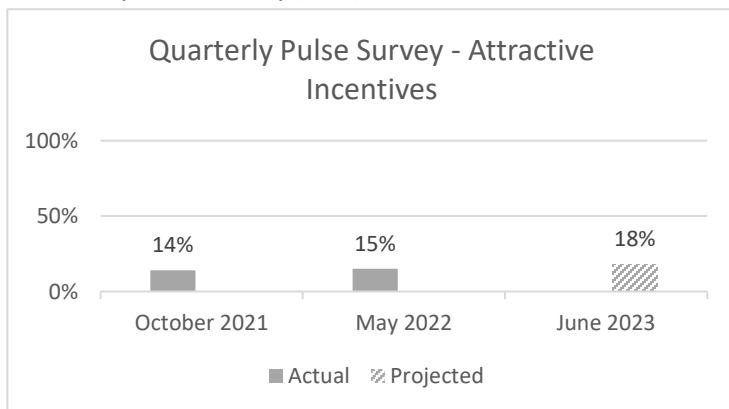
The Rewards and Recognition Program, Professional and Leadership Development Award (PLDA), coordinates state-wide performance management to reward and recognize state team members for exemplary performance. Our goal is to pursue and implement opportunities to allow state government to stay competitive with private and public sector companies. The program is focused on retaining and honoring top talent while using state dollars efficiently to invest in further development opportunities for team members.

### 2a. Provide an activity measure(s) for the program.

Number of professional development opportunities provided to team members through PLDA

### 2b. Provide a measure(s) of the program's quality.

Increase in professional development opportunities and state team member's perception of attractive incentives captured through the statewide Quarterly Pulse Survey (QPS)



### 2c. Provide a measure(s) of the program's impact.

Increase in retention and promotions of reward recipients over time.

**PROGRAM DESCRIPTION**

**Department** Office of Administration

**HB Section(s):** 5.057


**Program Name** Rewards and Recognition

**Program is found in the following core budget(s):** Division of Personnel

**2d. Provide a measure(s) of the program's efficiency.**

Direct expenditures per learner

**3. Provide actual expenditures for the prior three fiscal years and planned expenditures for the current fiscal year. (Note: Amounts do not include fringe benefit costs.)**



**4. What are the sources of the "Other " funds?**

None

**5. What is the authorization for this program, i.e., federal or state statute, etc.? (Include the federal program number, if applicable.)**

Chapter 36 RSMo

**6. Are there federal matching requirements? If yes, please explain.**

No

**7. Is this a federally mandated program? If yes, please explain.**

No

### CORE DECISION ITEM

<b>Department Office of Administration</b> <b>Division Personnel</b> <b>Core MO MoRE Program - Employee Suggestion Award</b>	<b>Budget Unit</b> <u>30818C</u> <b>HB Section</b> <u>5.060</u>																																																																																										
<b>1. CORE FINANCIAL SUMMARY</b>																																																																																											
<table border="1" style="width: 100%; border-collapse: collapse;"> <thead> <tr> <th></th> <th colspan="4" style="text-align: center;">FY 2024 Budget Request</th> </tr> <tr> <th></th> <th style="text-align: center;">GR</th> <th style="text-align: center;">Federal</th> <th style="text-align: center;">Other</th> <th style="text-align: center;">Total</th> </tr> </thead> <tbody> <tr> <td>PS</td> <td style="text-align: right;">17,000</td> <td style="text-align: right;">0</td> <td style="text-align: right;">0</td> <td style="text-align: right;">17,000</td> </tr> <tr> <td>EE</td> <td style="text-align: right;">3,000</td> <td style="text-align: right;">0</td> <td style="text-align: right;">0</td> <td style="text-align: right;">3,000</td> </tr> <tr> <td>PSD</td> <td style="text-align: right;">0</td> <td style="text-align: right;">0</td> <td style="text-align: right;">0</td> <td style="text-align: right;">0</td> </tr> <tr> <td>TRF</td> <td style="text-align: right;">0</td> <td style="text-align: right;">0</td> <td style="text-align: right;">0</td> <td style="text-align: right;">0</td> </tr> <tr> <td><b>Total</b></td> <td style="text-align: right;"><b>20,000</b></td> <td style="text-align: right;"><b>0</b></td> <td style="text-align: right;"><b>0</b></td> <td style="text-align: right;"><b>20,000</b></td> </tr> <tr> <td><b>FTE</b></td> <td style="text-align: right;"><b>0.00</b></td> <td style="text-align: right;"><b>0.00</b></td> <td style="text-align: right;"><b>0.00</b></td> <td style="text-align: right;"><b>0.00</b></td> </tr> </tbody> </table> <table border="1" style="width: 100%; border-collapse: collapse;"> <tr> <td style="width: 15%;"><b>Est. Fringe</b></td> <td style="width: 15%; text-align: right;">6,202</td> <td style="width: 15%; text-align: right;">0</td> <td style="width: 15%; text-align: right;">0</td> <td style="width: 15%; text-align: right;">6,202</td> </tr> </table> <p><i>Note: Fringes budgeted in House Bill 5 except for certain fringes budgeted directly to MoDOT, Highway Patrol, and Conservation.</i></p>		FY 2024 Budget Request					GR	Federal	Other	Total	PS	17,000	0	0	17,000	EE	3,000	0	0	3,000	PSD	0	0	0	0	TRF	0	0	0	0	<b>Total</b>	<b>20,000</b>	<b>0</b>	<b>0</b>	<b>20,000</b>	<b>FTE</b>	<b>0.00</b>	<b>0.00</b>	<b>0.00</b>	<b>0.00</b>	<b>Est. Fringe</b>	6,202	0	0	6,202	<table border="1" style="width: 100%; border-collapse: collapse;"> <thead> <tr> <th></th> <th colspan="4" style="text-align: center;">FY 2024 Governor's Recommendation</th> </tr> <tr> <th></th> <th style="text-align: center;">GR</th> <th style="text-align: center;">Federal</th> <th style="text-align: center;">Other</th> <th style="text-align: center;">Total</th> </tr> </thead> <tbody> <tr> <td>PS</td> <td style="text-align: right;">0</td> <td style="text-align: right;">0</td> <td style="text-align: right;">0</td> <td style="text-align: right;">0</td> </tr> <tr> <td>EE</td> <td style="text-align: right;">0</td> <td style="text-align: right;">0</td> <td style="text-align: right;">0</td> <td style="text-align: right;">0</td> </tr> <tr> <td>PSD</td> <td style="text-align: right;">0</td> <td style="text-align: right;">0</td> <td style="text-align: right;">0</td> <td style="text-align: right;">0</td> </tr> <tr> <td>TRF</td> <td style="text-align: right;">0</td> <td style="text-align: right;">0</td> <td style="text-align: right;">0</td> <td style="text-align: right;">0</td> </tr> <tr> <td><b>Total</b></td> <td style="text-align: right;"><b>0</b></td> <td style="text-align: right;"><b>0</b></td> <td style="text-align: right;"><b>0</b></td> <td style="text-align: right;"><b>0</b></td> </tr> <tr> <td><b>FTE</b></td> <td style="text-align: right;"><b>0.00</b></td> <td style="text-align: right;"><b>0.00</b></td> <td style="text-align: right;"><b>0.00</b></td> <td style="text-align: right;"><b>0.00</b></td> </tr> </tbody> </table> <table border="1" style="width: 100%; border-collapse: collapse;"> <tr> <td style="width: 15%;"><b>Est. Fringe</b></td> <td style="width: 15%; text-align: right;">0</td> <td style="width: 15%; text-align: right;">0</td> <td style="width: 15%; text-align: right;">0</td> <td style="width: 15%; text-align: right;">0</td> </tr> </table> <p><i>Note: Fringes budgeted in House Bill 5 except for certain fringes budgeted directly to MoDOT, Highway Patrol, and Conservation.</i></p>		FY 2024 Governor's Recommendation					GR	Federal	Other	Total	PS	0	0	0	0	EE	0	0	0	0	PSD	0	0	0	0	TRF	0	0	0	0	<b>Total</b>	<b>0</b>	<b>0</b>	<b>0</b>	<b>0</b>	<b>FTE</b>	<b>0.00</b>	<b>0.00</b>	<b>0.00</b>	<b>0.00</b>	<b>Est. Fringe</b>	0	0	0	0
	FY 2024 Budget Request																																																																																										
	GR	Federal	Other	Total																																																																																							
PS	17,000	0	0	17,000																																																																																							
EE	3,000	0	0	3,000																																																																																							
PSD	0	0	0	0																																																																																							
TRF	0	0	0	0																																																																																							
<b>Total</b>	<b>20,000</b>	<b>0</b>	<b>0</b>	<b>20,000</b>																																																																																							
<b>FTE</b>	<b>0.00</b>	<b>0.00</b>	<b>0.00</b>	<b>0.00</b>																																																																																							
<b>Est. Fringe</b>	6,202	0	0	6,202																																																																																							
	FY 2024 Governor's Recommendation																																																																																										
	GR	Federal	Other	Total																																																																																							
PS	0	0	0	0																																																																																							
EE	0	0	0	0																																																																																							
PSD	0	0	0	0																																																																																							
TRF	0	0	0	0																																																																																							
<b>Total</b>	<b>0</b>	<b>0</b>	<b>0</b>	<b>0</b>																																																																																							
<b>FTE</b>	<b>0.00</b>	<b>0.00</b>	<b>0.00</b>	<b>0.00</b>																																																																																							
<b>Est. Fringe</b>	0	0	0	0																																																																																							
Other Funds:																																																																																											
<b>2. CORE DESCRIPTION</b>																																																																																											
<p>The State Employee Suggestion Program, Missouri Relies on Everyone (MoRE), provides state employees with an opportunity to share their ideas, suggestions, or recommendations. The Program also provides a way to identify, recognize and reward the ingenuity and commitment to excellence of state employees for their suggestions.</p>																																																																																											
<b>3. PROGRAM LISTING (list programs included in this core funding)</b>																																																																																											
None																																																																																											

# **CORE DECISION ITEM**

<b>Department Office of Administration</b>	<b>Budget Unit</b> <u>30818C</u>
<b>Division Personnel</b>	
<b>Core MO MoRE Program - Employee Suggestion Award</b>	<b>HB Section</b> <u>5.060</u>

## **4. FINANCIAL HISTORY**

	<b>FY 2020 Actual</b>	<b>FY 2021 Actual</b>	<b>FY 2022 Actual</b>	<b>FY 2023 Current Yr.</b>
Appropriation (All Funds)	20,000	20,000	20,000	20,000
Less Reverted (All Funds)	(600)	(600)	(600)	(600)
Less Restricted (All Funds)*	0	0	0	0
Budget Authority (All Funds)	19,400	19,400	19,400	19,400
Actual Expenditures (All Funds)	10,330	18,588	11,159	N/A
Unexpended (All Funds)	9,070	812	8,241	N/A
Unexpended, by Fund:				
General Revenue	9,070	812	8,241	N/A
Federal	0	0	0	N/A
Other	0	0	0	N/A

**(1)**

**(2)**

\*Current Year restricted amount is as of \_\_\_\_\_.

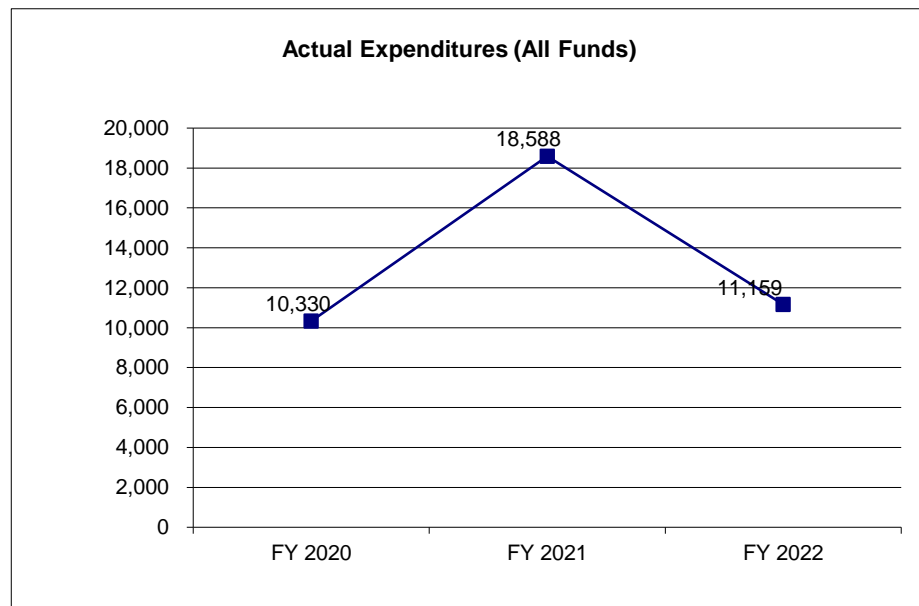
Reverted includes the statutory three percent reserve amount (when applicable).

Restricted includes any Governor's expenditure restrictions which remained at the end of the fiscal year (when applicable).

## **NOTES:**

**(1)** Unexpended General Revenue in FY 2020 is due to being unable to hold the Show Me Challenge in the latter part of the fiscal year as a result of the pandemic.

**(2)** Unexpended General Revenue in FY 2022 is the result of only one of the two Show Me Challenge cycles being held.



**CORE RECONCILIATION DETAIL**

**STATE  
EMPLOYEE SUGGESTION AWARD**

**5. CORE RECONCILIATION DETAIL**

	<b>Budget Class</b>	<b>FTE</b>	<b>GR</b>	<b>Federal</b>	<b>Other</b>	<b>Total</b>	<b>Explanation</b>
<b>TAFP AFTER VETOES</b>							
	PS	0.00	19,000	0	0	19,000	
	EE	0.00	1,000	0	0	1,000	
	<b>Total</b>	<b>0.00</b>	<b>20,000</b>	<b>0</b>	<b>0</b>	<b>20,000</b>	
<b>DEPARTMENT CORE REQUEST</b>							
	PS	0.00	19,000	0	0	19,000	
	EE	0.00	1,000	0	0	1,000	
	<b>Total</b>	<b>0.00</b>	<b>20,000</b>	<b>0</b>	<b>0</b>	<b>20,000</b>	
<b>GOVERNOR'S RECOMMENDED CORE</b>							
	PS	0.00	19,000	0	0	19,000	
	EE	0.00	1,000	0	0	1,000	
	<b>Total</b>	<b>0.00</b>	<b>20,000</b>	<b>0</b>	<b>0</b>	<b>20,000</b>	

## DECISION ITEM SUMMARY

Budget Unit								
Decision Item	FY 2022	FY 2022	FY 2023	FY 2023	FY 2024	FY 2024	*****	*****
Budget Object Summary	ACTUAL	ACTUAL	BUDGET	BUDGET	DEPT REQ	DEPT REQ	SECURED	SECURED
Fund	DOLLAR	FTE	DOLLAR	FTE	DOLLAR	FTE	COLUMN	COLUMN
<b>EMPLOYEE SUGGESTION AWARD</b>								
<b>CORE</b>								
PERSONAL SERVICES								
GENERAL REVENUE	10,200	0.00	19,000	0.00	19,000	0.00	0	0.00
TOTAL - PS	10,200	0.00	19,000	0.00	19,000	0.00	0	0.00
EXPENSE & EQUIPMENT								
GENERAL REVENUE	959	0.00	1,000	0.00	1,000	0.00	0	0.00
TOTAL - EE	959	0.00	1,000	0.00	1,000	0.00	0	0.00
<b>TOTAL</b>	<b>11,159</b>	<b>0.00</b>	<b>20,000</b>	<b>0.00</b>	<b>20,000</b>	<b>0.00</b>	<b>0</b>	<b>0.00</b>
<b>GRAND TOTAL</b>	<b>\$11,159</b>	<b>0.00</b>	<b>\$20,000</b>	<b>0.00</b>	<b>\$20,000</b>	<b>0.00</b>	<b>\$0</b>	<b>0.00</b>

9/19/22 9:59

im\_disummary

# DECISION ITEM DETAIL

Budget Unit	FY 2022	FY 2022	FY 2023	FY 2023	FY 2024	FY 2024	*****	*****
Decision Item	ACTUAL	ACTUAL	BUDGET	BUDGET	DEPT REQ	DEPT REQ	SECURED	SECURED
Budget Object Class	DOLLAR	FTE	DOLLAR	FTE	DOLLAR	FTE	COLUMN	COLUMN
<b>EMPLOYEE SUGGESTION AWARD</b>								
<b>CORE</b>								
ADMIN SUPPORT ASSISTANT	600	0.00	0	0.00	0	0.00	0	0.00
ADMINISTRATIVE MANAGER	1,600	0.00	0	0.00	0	0.00	0	0.00
PROGRAM COORDINATOR	1,000	0.00	0	0.00	0	0.00	0	0.00
ASSOC RESEARCH/DATA ANALYST	2,000	0.00	0	0.00	0	0.00	0	0.00
RESEARCH/DATA ANALYST	1,000	0.00	0	0.00	0	0.00	0	0.00
DIR STRATEGY & PLANNING LVL 2	600	0.00	0	0.00	0	0.00	0	0.00
BUSINESS ANALYST	600	0.00	0	0.00	0	0.00	0	0.00
SENIOR BUSINESS ANALYST	1,000	0.00	0	0.00	0	0.00	0	0.00
SYSTEMS ADMINISTRATOR	600	0.00	0	0.00	0	0.00	0	0.00
LABORATORY SCIENTIST	400	0.00	0	0.00	0	0.00	0	0.00
LABORATORY MANAGER	400	0.00	0	0.00	0	0.00	0	0.00
PUBLIC HEALTH PROGRAM MANAGER	400	0.00	0	0.00	0	0.00	0	0.00
OTHER	0	0.00	19,000	0.00	19,000	0.00	0	0.00
<b>TOTAL - PS</b>	<b>10,200</b>	<b>0.00</b>	<b>19,000</b>	<b>0.00</b>	<b>19,000</b>	<b>0.00</b>	<b>0</b>	<b>0.00</b>
SUPPLIES	520	0.00	1,000	0.00	1,000	0.00	0	0.00
PROFESSIONAL SERVICES	282	0.00	0	0.00	0	0.00	0	0.00
MISCELLANEOUS EXPENSES	157	0.00	0	0.00	0	0.00	0	0.00
<b>TOTAL - EE</b>	<b>959</b>	<b>0.00</b>	<b>1,000</b>	<b>0.00</b>	<b>1,000</b>	<b>0.00</b>	<b>0</b>	<b>0.00</b>
<b>GRAND TOTAL</b>	<b>\$11,159</b>	<b>0.00</b>	<b>\$20,000</b>	<b>0.00</b>	<b>\$20,000</b>	<b>0.00</b>	<b>\$0</b>	<b>0.00</b>
<b>GENERAL REVENUE</b>	<b>\$11,159</b>	<b>0.00</b>	<b>\$20,000</b>	<b>0.00</b>	<b>\$20,000</b>	<b>0.00</b>		<b>0.00</b>
<b>FEDERAL FUNDS</b>	<b>\$0</b>	<b>0.00</b>	<b>\$0</b>	<b>0.00</b>	<b>\$0</b>	<b>0.00</b>		<b>0.00</b>
<b>OTHER FUNDS</b>	<b>\$0</b>	<b>0.00</b>	<b>\$0</b>	<b>0.00</b>	<b>\$0</b>	<b>0.00</b>		<b>0.00</b>



**PROGRAM DESCRIPTION**

**Department** Office of Administration

**HB Section(s):** 5.060

**Program Name** MO MoRE Program - Employee Suggestion Award

**Program is found in the following core budget(s):** Personnel

**1a. What strategic priority does this program address?**

Increase employee engagement by recognizing State employees for their innovative ideas, suggestions, or recommendations as we continuously improve across government.

**1b. What does this program do?**

The State Employee Program, Missouri Relies on Everyone (MoRE), provides state employees with an opportunity to share their ideas, suggestions, or recommendations. The Program also provides a way to identify, recognize and reward the ingenuity and commitment to excels of state employees for their suggestions.

**2a. Provide an activity measure(s) for the program.**

Seven (7) or more pitches submitted per Show Me Challenge cycle

**2b. Provide a measure(s) of the program's quality.**

Submissions for ideas meet intake format requirements to qualify > 80 percent

**2c. Provide a measure(s) of the program's impact.**

Increase in dollars saved by the state generated by ideas that decrease or reduce time and processes

## PROGRAM DESCRIPTION

**Department** Office of Administration

**HB Section(s):** 5.060

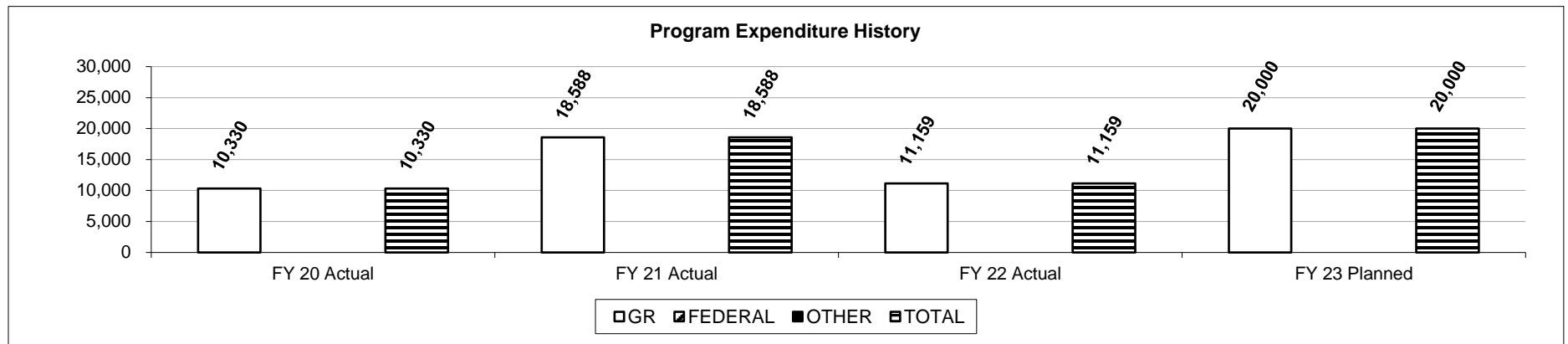
**Program Name** MO MoRE Program - Employee Suggestion Award

**Program is found in the following core budget(s):** Personnel

**2d. Provide a measure(s) of the program's efficiency.**

50% or more of finalist teams that turn ideas into active projects that are completed and prioritized for implementation

**3. Provide actual expenditures for the prior three fiscal years and planned expenditures for the current fiscal year. (Note: Amounts do not include fringe benefit costs.)**



**4. What are the sources of the "Other " funds?**

None

**5. What is the authorization for this program, i.e., federal or state statute, etc.? (Include the federal program number, if applicable.)**

Chapter 36 RSMo

**6. Are there federal matching requirements? If yes, please explain.**

No

**7. Is this a federally mandated program? If yes, please explain.**

No

## CORE DECISION ITEM

Department Office of Administration	Budget Unit 30925C
Division of Purchasing	
Core Operating	HB Section 5.065

### 1. CORE FINANCIAL SUMMARY

FY 2024 Budget Request					FY 2024 Governor's Recommendation				
	GR	Federal	Other	Total		GR	Federal	Other	Total
PS	2,268,672	15,175	19,944	2,303,791	PS	0	0	0	0
EE	77,371	0	0	77,371	EE	0	0	0	0
PSD	0	0	0	0	PSD	0	0	0	0
TRF	0	0	0	0	TRF	0	0	0	0
<b>Total</b>	<b>2,346,043</b>	<b>15,175</b>	<b>19,944</b>	<b>2,381,162</b>	<b>Total</b>	<b>0</b>	<b>0</b>	<b>0</b>	<b>0</b>
<b>FTE</b>	<b>37.55</b>	<b>0.20</b>	<b>0.25</b>	<b>38.00</b>	<b>FTE</b>	<b>0.00</b>	<b>0.00</b>	<b>0.00</b>	<b>0.00</b>
<b>Est. Fringe</b>	<b>1,412,866</b>	<b>8,653</b>	<b>11,172</b>	<b>1,432,691</b>	<b>Est. Fringe</b>	<b>0</b>	<b>0</b>	<b>0</b>	<b>0</b>
Note: Fringes budgeted in House Bill 5 except for certain fringes budgeted directly to MoDOT, Highway Patrol, and Conservation.					Note: Fringes budgeted in House Bill 5 except for certain fringes budgeted directly to MoDOT, Highway Patrol, and Conservation.				
Other Funds:	DNR Cost Allocation Plan (0500), DIC Administrative Fund (0503), Agriculture Protection Fund (0970), & State Facility Maintenance & Operation Fund (0501)				Other Funds:				

### 2. CORE DESCRIPTION

This core is for funding to provide procurement services for the various state agencies. The procurement activity helps agencies meet their missions by obtaining goods and services in accordance with statutory mandate to let contracts to the lowest and best vendor.

### 3. PROGRAM LISTING (list programs included in this core funding)

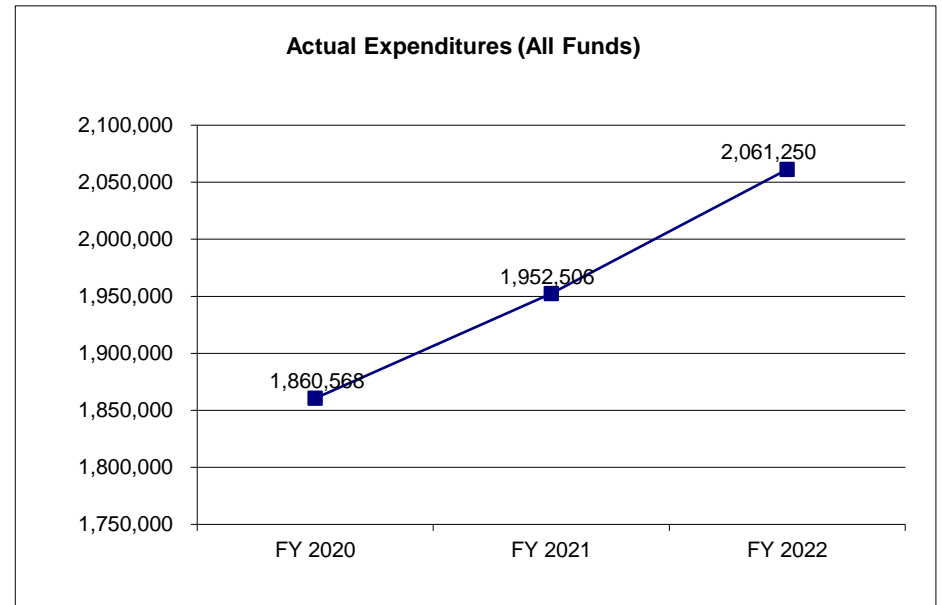
Purchasing Operations

# **CORE DECISION ITEM**

<b>Department</b> Office of Administration	<b>Budget Unit</b> 30925C
<b>Division of Purchasing</b>	
<b>Core Operating</b>	<b>HB Section</b> 5.065

## **4. FINANCIAL HISTORY**

	<b>FY 2020 Actual</b>	<b>FY 2021 Actual</b>	<b>FY 2022 Actual</b>	<b>FY 2023 Current Yr.</b>
Appropriation (All Funds)	1,936,570	2,147,019	2,226,709	2,381,162
Less Reverted (All Funds)	(58,097)	(63,431)	(65,812)	0
Less Restricted (All Funds)*	0		0	0
Budget Authority (All Funds)	1,878,473	2,083,588	2,160,897	2,381,162
Actual Expenditures (All Funds)	1,860,568	1,952,506	2,061,250	N/A
Unexpended (All Funds)	17,905	131,082	99,647	N/A
Unexpended, by Fund:				
General Revenue	0	0	0	N/A
Federal	0	0	0	N/A
Other	0	0	0	N/A



\*Current Year restricted amount is as of 8/19/22.

Reverted includes the statutory three percent reserve amount (when applicable).

Restricted includes any Governor's expenditure restrictions which remained at the end of the fiscal year (when applicable).

## **NOTES:**

**CORE RECONCILIATION DETAIL**

**STATE  
PURCHASING OPERATING**

**5. CORE RECONCILIATION DETAIL**

		<b>Budget Class</b>	<b>FTE</b>	<b>GR</b>	<b>Federal</b>	<b>Other</b>	<b>Total</b>	<b>Explanation</b>
<b>TAFP AFTER VETOES</b>								
		PS	38.00	2,268,672	15,175	19,944	2,303,791	
		EE	0.00	77,371	0	0	77,371	
		<b>Total</b>	<b>38.00</b>	<b>2,346,043</b>	<b>15,175</b>	<b>19,944</b>	<b>2,381,162</b>	
<b>DEPARTMENT CORE ADJUSTMENTS</b>								
Core Reallocation	1463 6078	PS	0.20	0	0	0	0	
Core Reallocation	1463 0190	PS	(0.20)	0	0	0	(0)	
	<b>NET DEPARTMENT CHANGES</b>		<b>(0.00)</b>	<b>0</b>	<b>0</b>	<b>0</b>	<b>(0)</b>	
<b>DEPARTMENT CORE REQUEST</b>								
		PS	38.00	2,268,672	15,175	19,944	2,303,791	
		EE	0.00	77,371	0	0	77,371	
		<b>Total</b>	<b>38.00</b>	<b>2,346,043</b>	<b>15,175</b>	<b>19,944</b>	<b>2,381,162</b>	
<b>GOVERNOR'S RECOMMENDED CORE</b>								
		PS	38.00	2,268,672	15,175	19,944	2,303,791	
		EE	0.00	77,371	0	0	77,371	
		<b>Total</b>	<b>38.00</b>	<b>2,346,043</b>	<b>15,175</b>	<b>19,944</b>	<b>2,381,162</b>	

## DECISION ITEM SUMMARY

Budget Unit								
Decision Item	FY 2022	FY 2022	FY 2023	FY 2023	FY 2024	FY 2024	*****	*****
Budget Object Summary	ACTUAL	ACTUAL	BUDGET	BUDGET	DEPT REQ	DEPT REQ	SECURED	SECURED
Fund	DOLLAR	FTE	DOLLAR	FTE	DOLLAR	FTE	COLUMN	COLUMN
<b>PURCHASING OPERATING</b>								
<b>CORE</b>								
PERSONAL SERVICES								
GENERAL REVENUE	1,987,590	35.35	2,268,672	37.75	2,268,672	37.55	0	0.00
DEPT OF LABOR RELATIONS ADMIN	2,640	0.03	2,839	0.00	2,839	0.00	0	0.00
DEPT MENTAL HEALTH	10,192	0.12	10,940	0.00	10,940	0.20	0	0.00
DIV JOB DEVELOPMENT & TRAINING	1,302	0.02	1,396	0.00	1,396	0.00	0	0.00
DNR COST ALLOCATION	6,233	0.07	6,681	0.00	6,681	0.00	0	0.00
STATE FACILITY MAINT & OPERAT	3,117	0.04	7,474	0.25	7,474	0.25	0	0.00
DCI ADMINISTRATIVE	2,123	0.02	2,282	0.00	2,282	0.00	0	0.00
DED ADMINISTRATIVE	1,641	0.02	1,764	0.00	1,764	0.00	0	0.00
AGRICULTURE PROTECTION	1,624	0.02	1,743	0.00	1,743	0.00	0	0.00
TOTAL - PS	2,016,462	35.69	2,303,791	38.00	2,303,791	38.00	0	0.00
EXPENSE & EQUIPMENT								
GENERAL REVENUE	44,788	0.00	77,371	0.00	77,371	0.00	0	0.00
TOTAL - EE	44,788	0.00	77,371	0.00	77,371	0.00	0	0.00
<b>TOTAL</b>	<b>2,061,250</b>	<b>35.69</b>	<b>2,381,162</b>	<b>38.00</b>	<b>2,381,162</b>	<b>38.00</b>	<b>0</b>	<b>0.00</b>
<b>HB2400 Staffing - 1300016</b>								
PERSONAL SERVICES								
GENERAL REVENUE	0	0.00	0	0.00	80,000	2.00	0	0.00
TOTAL - PS	0	0.00	0	0.00	80,000	2.00	0	0.00
EXPENSE & EQUIPMENT								
GENERAL REVENUE	0	0.00	0	0.00	8,824	0.00	0	0.00
TOTAL - EE	0	0.00	0	0.00	8,824	0.00	0	0.00
<b>TOTAL</b>	<b>0</b>	<b>0.00</b>	<b>0</b>	<b>0.00</b>	<b>88,824</b>	<b>2.00</b>	<b>0</b>	<b>0.00</b>
<b>GRAND TOTAL</b>	<b>\$2,061,250</b>	<b>35.69</b>	<b>\$2,381,162</b>	<b>38.00</b>	<b>\$2,469,986</b>	<b>40.00</b>	<b>\$0</b>	<b>0.00</b>

9/23/22 13:57

im\_disummary

## FLEXIBILITY REQUEST FORM

<b>BUDGET UNIT NUMBER:</b> 30925 <b>BUDGET UNIT NAME:</b> Division of Purchasing <b>HOUSE BILL SECTION:</b> 5.065	<b>DEPARTMENT:</b> Office of Administration <b>DIVISION:</b> Purchasing
<b>1. Provide the amount by fund of personal service flexibility and the amount by fund of expense and equipment flexibility you are requesting in dollar and percentage terms and explain why the flexibility is needed. If flexibility is being requested among divisions, provide the amount by fund of flexibility you are requesting in dollar and percentage terms and explain why the flexibility is needed.</b>	
<b>DEPARTMENT REQUEST</b>	
The Division of Purchasing requests 5% flexibility between personal service and expense and equipment, which is the same as the flexibility included in the FY23 budget. This flexibility would allow the Division of Purchasing to effectively manage responsibilities and resources.	
<b>2. Estimate how much flexibility will be used for the budget year. How much flexibility was used in the Prior Year Budget and the Current Year Budget? Please specify the amount.</b>	
<b>PRIOR YEAR ACTUAL AMOUNT OF FLEXIBILITY USED</b>	<b>CURRENT YEAR ESTIMATED AMOUNT OF FLEXIBILITY THAT WILL BE USED</b>
None	None
<b>BUDGET REQUEST ESTIMATED AMOUNT OF FLEXIBILITY THAT WILL BE USED</b>	
5% flexibility is requested for FY 2023	
<b>3. Please explain how flexibility was used in the prior and/or current years.</b>	
<b>PRIOR YEAR EXPLAIN ACTUAL USE</b>	<b>CURRENT YEAR EXPLAIN PLANNED USE</b>
N/A	The requested flexibility will allow the Division of Purchasing to effectively manage resources.

# DECISION ITEM DETAIL

Budget Unit	FY 2022	FY 2022	FY 2023	FY 2023	FY 2024	FY 2024	*****	*****
Decision Item	ACTUAL	ACTUAL	BUDGET	BUDGET	DEPT REQ	DEPT REQ	SECURED	SECURED
Budget Object Class	DOLLAR	FTE	DOLLAR	FTE	DOLLAR	FTE	COLUMN	COLUMN
<b>PURCHASING OPERATING</b>								
<b>CORE</b>								
DIVISION DIRECTOR	111,113	0.96	121,923	1.00	121,923	1.00	0	0.00
DESIGNATED PRINCIPAL ASST DIV	81,814	1.12	0	0.00	58,144	1.00	0	0.00
LEGAL COUNSEL	92,790	0.96	103,291	1.00	103,291	1.00	0	0.00
MISCELLANEOUS TECHNICAL	16,813	0.50	0	0.00	0	0.00	0	0.00
MISCELLANEOUS PROFESSIONAL	101,681	1.39	0	0.00	0	0.00	0	0.00
ADMIN SUPPORT ASSISTANT	120,771	3.79	0	0.00	115,577	4.00	0	0.00
LEAD ADMIN SUPPORT ASSISTANT	0	0.00	173,721	5.00	0	0.00	0	0.00
ADMIN SUPPORT PROFESSIONAL	39,250	1.00	46,488	1.00	46,488	1.00	0	0.00
SENIOR PROGRAM SPECIALIST	60,441	1.00	69,594	1.00	69,594	1.00	0	0.00
PROCUREMENT ANALYST	361,603	9.20	499,702	11.00	499,702	11.00	0	0.00
PROCUREMENT SPECIALIST	188,826	3.75	207,295	4.00	207,295	4.00	0	0.00
PROCUREMENT SUPERVISOR	662,415	9.90	894,447	12.00	894,447	12.00	0	0.00
PROCUREMENT MANAGER	178,945	2.12	187,330	2.00	187,330	2.00	0	0.00
<b>TOTAL - PS</b>	<b>2,016,462</b>	<b>35.69</b>	<b>2,303,791</b>	<b>38.00</b>	<b>2,303,791</b>	<b>38.00</b>	<b>0</b>	<b>0.00</b>
TRAVEL, IN-STATE	0	0.00	1,118	0.00	1,118	0.00	0	0.00
SUPPLIES	3,517	0.00	10,225	0.00	10,225	0.00	0	0.00
PROFESSIONAL DEVELOPMENT	4,255	0.00	13,572	0.00	13,572	0.00	0	0.00
COMMUNICATION SERV & SUPP	11,064	0.00	10,976	0.00	10,976	0.00	0	0.00
PROFESSIONAL SERVICES	10,686	0.00	21,048	0.00	21,048	0.00	0	0.00
M&R SERVICES	270	0.00	3,298	0.00	3,298	0.00	0	0.00
OFFICE EQUIPMENT	6,954	0.00	4,444	0.00	4,444	0.00	0	0.00
OTHER EQUIPMENT	2,651	0.00	0	0.00	0	0.00	0	0.00
BUILDING LEASE PAYMENTS	0	0.00	450	0.00	450	0.00	0	0.00
EQUIPMENT RENTALS & LEASES	5,231	0.00	11,340	0.00	11,340	0.00	0	0.00
MISCELLANEOUS EXPENSES	160	0.00	900	0.00	900	0.00	0	0.00
<b>TOTAL - EE</b>	<b>44,788</b>	<b>0.00</b>	<b>77,371</b>	<b>0.00</b>	<b>77,371</b>	<b>0.00</b>	<b>0</b>	<b>0.00</b>
<b>GRAND TOTAL</b>	<b>\$2,061,250</b>	<b>35.69</b>	<b>\$2,381,162</b>	<b>38.00</b>	<b>\$2,381,162</b>	<b>38.00</b>	<b>\$0</b>	<b>0.00</b>
<b>GENERAL REVENUE</b>	<b>\$2,032,378</b>	<b>35.35</b>	<b>\$2,346,043</b>	<b>37.75</b>	<b>\$2,346,043</b>	<b>37.55</b>		<b>0.00</b>
<b>FEDERAL FUNDS</b>	<b>\$14,134</b>	<b>0.17</b>	<b>\$15,175</b>	<b>0.00</b>	<b>\$15,175</b>	<b>0.20</b>		<b>0.00</b>
<b>OTHER FUNDS</b>	<b>\$14,738</b>	<b>0.17</b>	<b>\$19,944</b>	<b>0.25</b>	<b>\$19,944</b>	<b>0.25</b>		<b>0.00</b>



NEW DECISION ITEM  
RANK: \_\_\_\_\_ OF \_\_\_\_\_

Department Office of Administration		Budget Unit	30925C
Division of Purchasing			
DI Name: HB2400 Staffing	DI# 1300016	HB Section	5.065

**1. AMOUNT OF REQUEST**

FY 2024 Budget Request					FY 2024 Governor's Recommendation				
	GR	Federal	Other	Total		GR	Federal	Other	Total
PS	80,000	0	0	80,000	PS	0	0	0	0
EE	8,824	0	0	8,824	EE	0	0	0	0
PSD	0	0	0	0	PSD	0	0	0	0
TRF	0	0	0	0	TRF	0	0	0	0
Total	88,824	0	0	88,824	Total	0	0	0	0
FTE	2.00	0.00	0.00	2.00	FTE	0.00	0.00	0.00	0.00
Est. Fringe	60,356	0	0	60,356	Est. Fringe	0	0	0	0
Note: Fringes budgeted in House Bill 5 except for certain fringes budgeted directly to MoDOT, Highway Patrol, and Conservation.					Note: Fringes budgeted in House Bill 5 except for certain fringes budgeted directly to MoDOT, Highway Patrol, and Conservation.				
Other Funds:					Other Funds:				
Non-Counts:					Non-Counts:				

**2. THIS REQUEST CAN BE CATEGORIZED AS:**

<input checked="" type="checkbox"/> New Legislation	<input type="checkbox"/> New Program	<input type="checkbox"/> Fund Switch
<input type="checkbox"/> Federal Mandate	<input type="checkbox"/> Program Expansion	<input type="checkbox"/> Cost to Continue
<input type="checkbox"/> GR Pick-Up	<input type="checkbox"/> Space Request	<input type="checkbox"/> Equipment Replacement
<input type="checkbox"/> Pay Plan	<input type="checkbox"/> Other: _____	

**3. WHY IS THIS FUNDING NEEDED? PROVIDE AN EXPLANATION FOR ITEMS CHECKED IN #2. INCLUDE THE FEDERAL OR STATE STATUTORY OR CONSTITUTIONAL AUTHORIZATION FOR THIS PROGRAM.**

The passage of House Bill 2400 during the 101st General Assembly, 2nd Regular Session (2022), creates "the Personal Privacy Protection Act, section 105.1500, RSMo. The effective date of the Act was August 28, 2022. The Act makes all "personal information" of a 501(c) in the possession of a public agency a closed record under chapter 610 RSMo. In order to avoid violation of the new law, effective August 28, 2022, bid and contract records available in the Division of Purchasing's Awarded Bid and Contract Document Search and posted on the MissouriBUYS Contract Board were removed from public access.

**NEW DECISION ITEM**

RANK: \_\_\_\_\_ OF \_\_\_\_\_

<b>Department Office of Administration</b>	<b>Budget Unit</b>	<u>30925C</u>
<b>Division of Purchasing</b>		
<b>DI Name: HB2400 Staffing</b>	<b>DI# 1300016</b>	<b>HB Section</b>
		<u>5.065</u>

Any new procurements awarded or cancelled on or after August 28, 2022 are being reviewed and redacted as needed for compliance with section 105.1500 RSMo and then will be made publicly available on the Awarded Bid and Contract Document Search site. As older records are reviewed in response to open records requests received, those records will also be made available on the Awarded Bid and Contract Document Search after the necessary review and/or redaction work has been completed.

The Division of Purchasing is requesting two (2) FTEs (Admin Support Assistant) needed to redact bid and contract records for all "personal information" of a 501(c) in order to avoid violation of the new law in order not to impede progress on state agency procurements. This request also includes E&E costs for computer equipment and furniture for the two requested staff.

**4. DESCRIBE THE DETAILED ASSUMPTIONS USED TO DERIVE THE SPECIFIC REQUESTED AMOUNT. (How did you determine that the requested number of FTE were appropriate? From what source or standard did you derive the requested levels of funding? Were alternatives such as outsourcing or automation considered? If based on new legislation, does request tie to TAFP fiscal note? If not, explain why. Detail which portions of the request are one-times and how those amounts were calculated.)**

Two FTE (admin support assistant) are needed to redact bid and contract records for all "personal information" of a 501(c) in order to avoid violation of the new law. The two FTE are needed due to the increased workload for the Division of Purchasing.

**5. BREAK DOWN THE REQUEST BY BUDGET OBJECT CLASS, JOB CLASS, AND FUND SOURCE. IDENTIFY ONE-TIME COSTS.**

<b>Budget Object Class/Job Class</b>	<b>Dept Req GR DOLLARS</b>	<b>Dept Req GR FTE</b>	<b>Dept Req FED DOLLARS</b>	<b>Dept Req FED FTE</b>	<b>Dept Req OTHER DOLLARS</b>	<b>Dept Req OTHER FTE</b>	<b>Dept Req TOTAL DOLLARS</b>	<b>Dept Req TOTAL FTE</b>	<b>Dept Req One-Time DOLLARS</b>
ADMIN SUPPORT PROFESSIONAL	80,000	2.0					80,000	2.0	
<b>Total PS</b>	<b>80,000</b>	<b>2.0</b>	<b>0</b>	<b>0.0</b>	<b>0</b>	<b>0.0</b>	<b>80,000</b>	<b>2.0</b>	<b>0</b>
Office Equipment	4,724						4,724		
Computer Equipment	2,100						2,100		2,100
Professional Development	2,000						2,000		
<b>Total EE</b>	<b>8,824</b>		<b>0</b>		<b>0</b>		<b>8,824</b>		<b>2,100</b>
<b>Total PSD</b>	<b>0</b>		<b>0</b>		<b>0</b>		<b>0</b>		<b>0</b>
<b>Total TRF</b>	<b>0</b>		<b>0</b>		<b>0</b>		<b>0</b>		<b>0</b>
<b>Grand Total</b>	<b>88,824</b>	<b>2.0</b>	<b>0</b>	<b>0.0</b>	<b>0</b>	<b>0.0</b>	<b>88,824</b>	<b>2.0</b>	<b>2,100</b>

**NEW DECISION ITEM**

RANK: \_\_\_\_\_ OF \_\_\_\_\_

Department Office of Administration		Budget Unit	30925C
Division of Purchasing			
DI Name: HB2400 Staffing	DI# 1300016	HB Section	5.065

**6. PERFORMANCE MEASURES (If new decision item has an associated core, separately identify projected performance with & without additional funding.)**

**6a. Provide an activity measure(s) for the program.**

From 8/28/22 to 9/21/22, the Division fo Purchasing has received 32 open records requests and staff have spent 153.25 hours on review/redactions for bids/contracts.

**6b. Provide a measure(s) of the program's quality.**

**6c. Provide a measure(s) of the program's impact.**

From 8/28/22 to 9/21/22, the Division fo Purchasing has received 32 open records requests and staff have spent 153.25 hours on review/redactions for bids/contracts.

**6d. Provide a measure(s) of the program's efficiency.**

# DECISION ITEM DETAIL

Budget Unit	FY 2022	FY 2022	FY 2023	FY 2023	FY 2024	FY 2024	*****	*****
Decision Item	ACTUAL	ACTUAL	BUDGET	BUDGET	DEPT REQ	DEPT REQ	SECURED	SECURED
Budget Object Class	DOLLAR	FTE	DOLLAR	FTE	DOLLAR	FTE	COLUMN	COLUMN
<b>PURCHASING OPERATING</b>								
<b>HB2400 Staffing - 1300016</b>								
ADMIN SUPPORT PROFESSIONAL	0	0.00	0	0.00	80,000	2.00	0	0.00
<b>TOTAL - PS</b>	<b>0</b>	<b>0.00</b>	<b>0</b>	<b>0.00</b>	<b>80,000</b>	<b>2.00</b>	<b>0</b>	<b>0.00</b>
PROFESSIONAL DEVELOPMENT	0	0.00	0	0.00	2,000	0.00	0	0.00
COMPUTER EQUIPMENT	0	0.00	0	0.00	2,100	0.00	0	0.00
OFFICE EQUIPMENT	0	0.00	0	0.00	4,724	0.00	0	0.00
<b>TOTAL - EE</b>	<b>0</b>	<b>0.00</b>	<b>0</b>	<b>0.00</b>	<b>8,824</b>	<b>0.00</b>	<b>0</b>	<b>0.00</b>
<b>GRAND TOTAL</b>	<b>\$0</b>	<b>0.00</b>	<b>\$0</b>	<b>0.00</b>	<b>\$88,824</b>	<b>2.00</b>	<b>\$0</b>	<b>0.00</b>
<b>GENERAL REVENUE</b>	<b>\$0</b>	<b>0.00</b>	<b>\$0</b>	<b>0.00</b>	<b>\$88,824</b>	<b>2.00</b>		<b>0.00</b>
<b>FEDERAL FUNDS</b>	<b>\$0</b>	<b>0.00</b>	<b>\$0</b>	<b>0.00</b>	<b>\$0</b>	<b>0.00</b>		<b>0.00</b>
<b>OTHER FUNDS</b>	<b>\$0</b>	<b>0.00</b>	<b>\$0</b>	<b>0.00</b>	<b>\$0</b>	<b>0.00</b>		<b>0.00</b>

## PROGRAM DESCRIPTION

Department Office of Administration

HB Section(s): 5.065

Program Name Purchasing Operations

Program is found in the following core budget(s): Division of Purchasing

### 1a. What strategic priority does this program address?

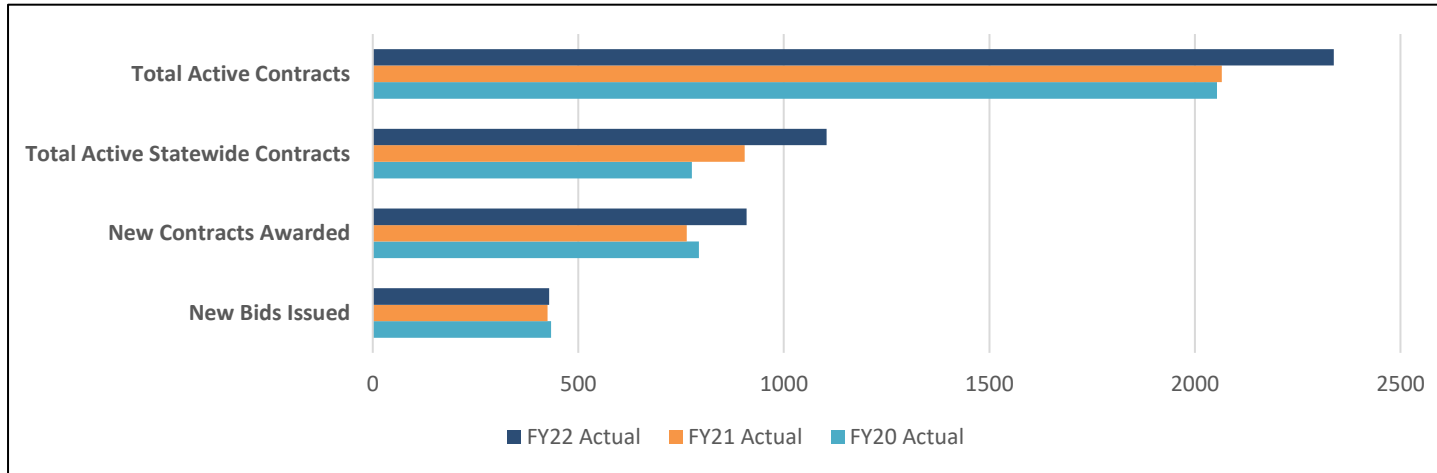
Procurement of Products and Services

### 1b. What does this program do?

The Division of Purchasing (Purchasing) is responsible for the procurement of all state-required supplies, materials, equipment, and professional or general services, except for those agencies exempted by law.

Purchasing executes procurement functions in accordance with applicable statutes by maximizing competition in the procurement process, conducting evaluations and negotiations as appropriate, and awarding contracts to the "lowest and best" vendors.

### 2a. Provide an activity measure(s) for the program.



	FY22 Actual	FY21 Actual	FY20 Actual
New Bids Issued	429	425	434
New Contracts Awarded	909	764	793
Total Active Statewide Contracts	1104	905	776
Total Active Contracts	2,338	2,065	2,054
<b>TOTAL</b>	<b>4,780</b>	<b>4,159</b>	<b>4,057</b>

## PROGRAM DESCRIPTION

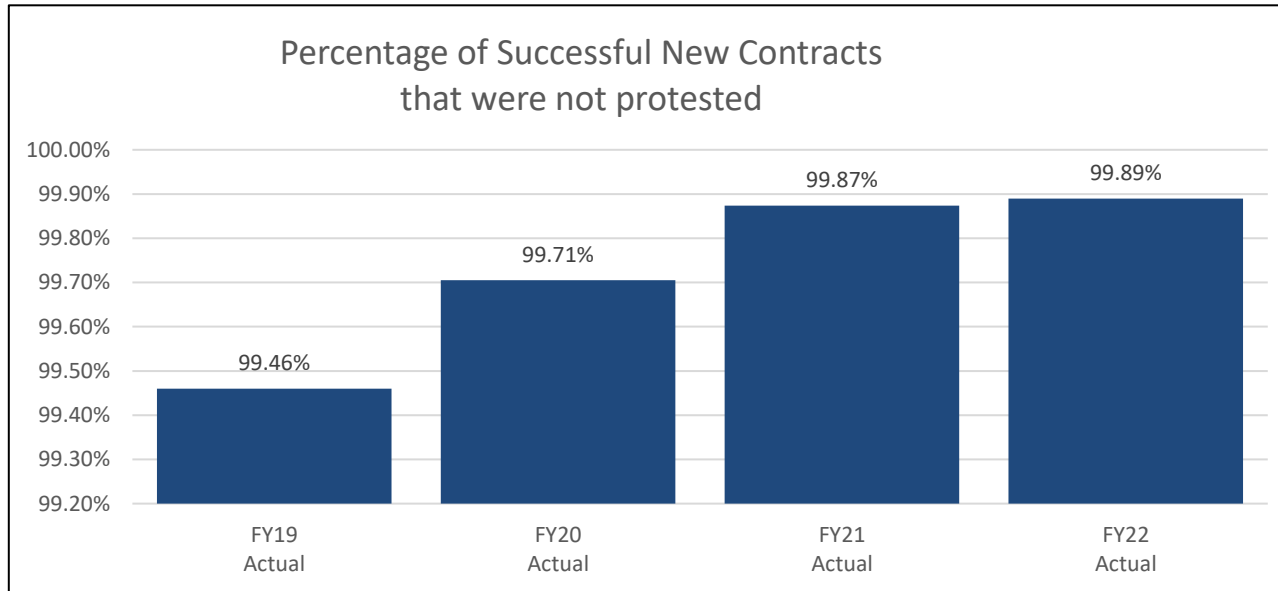
Department Office of Administration

HB Section(s): 5.065

Program Name Purchasing Operations

Program is found in the following core budget(s): Division of Purchasing

2b. Provide a measure(s) of the program's quality.



2c. Provide a measure(s) of the program's impact.

### Minority Business Enterprise (MBE)

	FY20 Actual	FY21 Actual	FY22 Actual
# of active contracts with MBE participation	136	155	149
Total dollar value of MBE participation	\$174,270,438	\$233,416,016	\$264,665,958

### Women Owned Business Enterprise (WBE)

	FY20 Actual	FY21 Actual	FY22 Actual
# of active contracts WBE participation	156	180	168
Total dollar value of WBE participation	\$124,532,716	\$159,089,435	\$182,202,890

**PROGRAM DESCRIPTION**

Department Office of Administration

HB Section(s): 5.065

Program Name Purchasing Operations

Program is found in the following core budget(s): Division of Purchasing

**Blind/Sheltered Workshops**

# of active contracts with blind/sheltered workshop participation	41	43	53
Total dollar value of blind/sheltered workshop participation	\$3,824,985	\$5,524,340	\$6,856,280

**Service Disabled Veteran Business Enterprises**

# of active contracts with SDVE participation	31	35	36
Total dollar value of SDVE participation	\$805,751	\$1,667,078	\$2,411,313

<b>TOTAL</b>	364	413	406
	\$303,433,890	\$399,696,869	\$456,136,441

## PROGRAM DESCRIPTION

Department Office of Administration

HB Section(s): 5.065

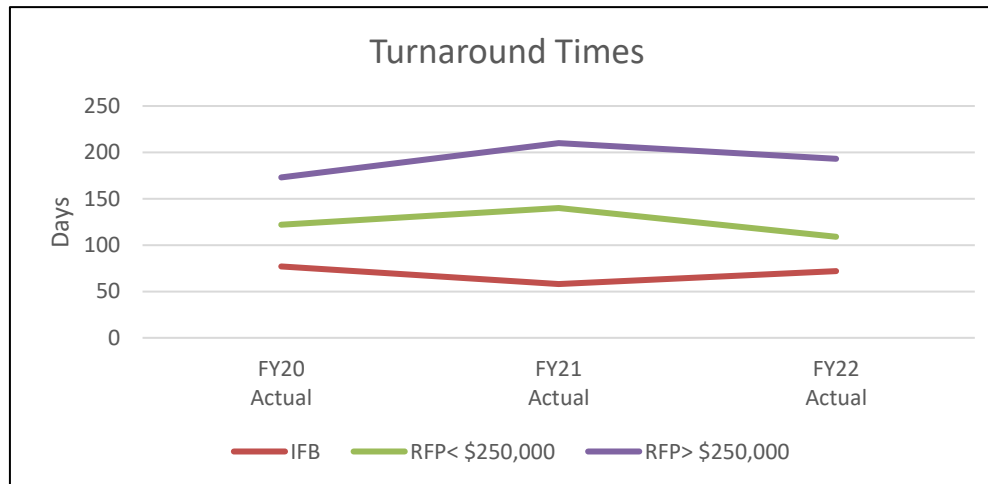
Program Name Purchasing Operations

Program is found in the following core budget(s): Division of Purchasing

2d. Provide a measure(s) of the program's efficiency.

**Procurement Turnaround Times (days):** The number of calendar days between issue date and award date.

		FY20 Actual	FY21 Actual	FY22 Actual	Goal
<b>Invitation for Bid (IFB)</b> - A solicitation for goods or services that is awarded on the basis of the lowest cost bid meeting the stated specifications.		77	58	72	45
<b>Request for Proposal (RFP)</b> - a solicitation where the evaluation criteria includes cost and other factors, such as experience, expertise, value, method of performance, and quality. The contract is awarded to the overall lowest and best bidder based on the stated evaluation criteria. An RFP also allows for competitive negotiations with the bidders through a best and final offer process.	< \$250,000	122	140	109	85
	> \$250,000	173	210	193	160





## PROGRAM DESCRIPTION

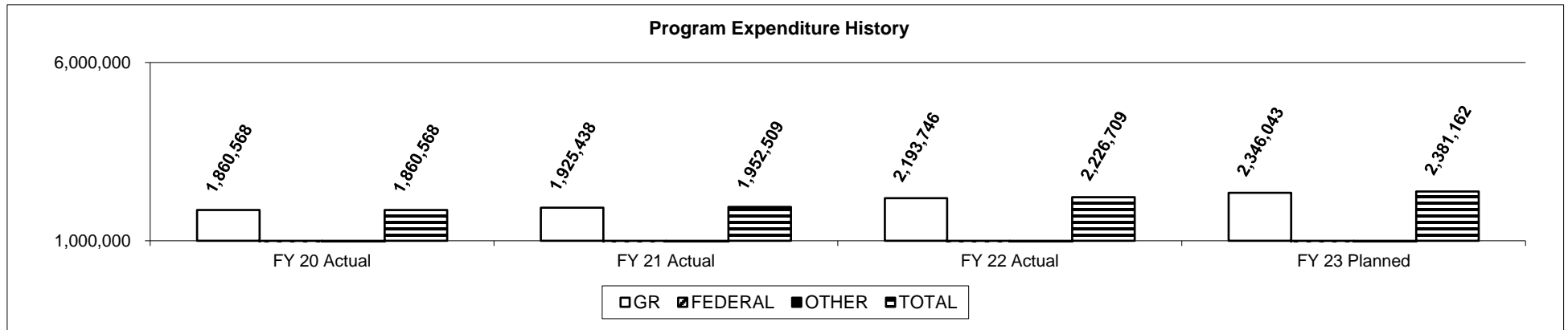
Department Office of Administration

HB Section(s): 5.065

Program Name Purchasing Operations

Program is found in the following core budget(s): Division of Purchasing

3. Provide actual expenditures for the prior three fiscal years and planned expenditures for the current fiscal year. (*Note: Amounts do not include fringe benefit costs.*)



4. What are the sources of the "Other " funds?

5. What is the authorization for this program, i.e., federal or state statute, etc.? (Include the federal program number, if applicable.)

Chapter 34, RSMo

6. Are there federal matching requirements? If yes, please explain.

No

7. Is this a federally mandated program? If yes, please explain.

No

## CORE DECISION ITEM

Department Office of Administration	Budget Unit	30930C
Division of Purchasing		
Core Bid & Performance Bond Refunds	HB Section	5.070

### 1. CORE FINANCIAL SUMMARY

FY 2024 Budget Request					FY 2024 Governor's Recommendation				
	GR	Federal	Other	Total		GR	Federal	Other	Total
PS	0	0	0	0	PS	0	0	0	0
EE	0	0	0	0	EE	0	0	0	0
PSD	0	0	3,000,000	3,000,000	PSD	0	0	0	0
TRF	0	0	0	0	TRF	0	0	0	0
<b>Total</b>	<b>0</b>	<b>0</b>	<b>3,000,000</b>	<b>3,000,000</b>	<b>Total</b>	<b>0</b>	<b>0</b>	<b>0</b>	<b>0</b>
FTE	0.00	0.00	0.00	0.00	FTE	0.00	0.00	0.00	0.00
<b>Est. Fringe</b>	<b>0</b>	<b>0</b>	<b>0</b>	<b>0</b>	<b>Est. Fringe</b>	<b>0</b>	<b>0</b>	<b>0</b>	<b>0</b>
Note: Fringes budgeted in House Bill 5 except for certain fringes budgeted directly to MoDOT, Highway Patrol, and Conservation.					Note: Fringes budgeted in House Bill 5 except for certain fringes budgeted directly to MoDOT, Highway Patrol, and Conservation.				

Other Funds: OA Revolving Administration Trust Fund (0505)

Other Funds:

### 2. CORE DESCRIPTION

The core request is for funding to promptly refund the vendor's bid or performance security that was deposited into the State Treasury during the procurement process. Checks are received from vendors as bid or performance security and deposited into the State Treasury. Interest earned on these deposits goes directly into General Revenue. After the bids are awarded or the contractor has performed, these deposits must be promptly refunded to the vendor or contractor. These are refundable deposits and not payments to the State.

### 3. PROGRAM LISTING (list programs included in this core funding)

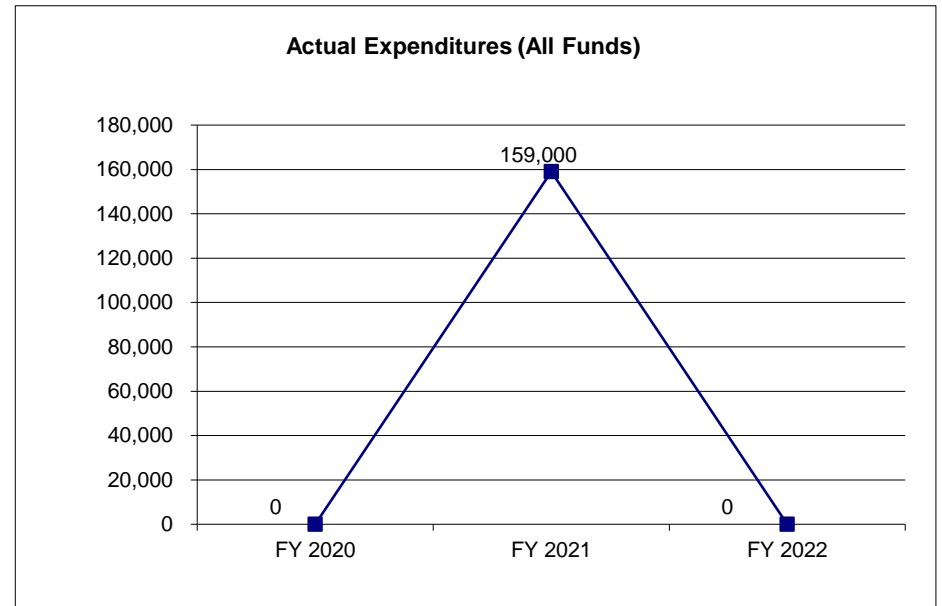
N/A

### CORE DECISION ITEM

<b>Department Office of Administration</b>	<b>Budget Unit</b> <u>30930C</u>
<b>Division of Purchasing</b>	
<b>Core Bid &amp; Performance Bond Refunds</b>	<b>HB Section</b> <u>5.070</u>

#### 4. FINANCIAL HISTORY

	<b>FY 2020 Actual</b>	<b>FY 2021 Actual</b>	<b>FY 2022 Actual</b>	<b>FY 2023 Current Yr.</b>
Appropriation (All Funds)	3,000,000	3,000,000	3,000,000	3,000,000
Less Reverted (All Funds)	0	0	0	0
Less Restricted (All Funds)*	0		0	0
Budget Authority (All Funds)	3,000,000	3,000,000	3,000,000	3,000,000
Actual Expenditures (All Funds)	0	159,000	0	N/A
Unexpended (All Funds)	3,000,000	2,841,000	3,000,000	N/A
Unexpended, by Fund:				
General Revenue	0	0	0	N/A
Federal	0	0	0	N/A
Other	0	0	0	N/A



Reverted includes the statutory three percent reserve amount (when applicable).

Restricted includes any Governor's expenditure restrictions which remained at the end of the fiscal year (when applicable).

#### NOTES:

---

**CORE RECONCILIATION DETAIL**

---

**STATE**  
**BID & PERFORMANCE BOND REFUND**

---

**5. CORE RECONCILIATION DETAIL**

---

	<b>Budget Class</b>	<b>FTE</b>	<b>GR</b>	<b>Federal</b>	<b>Other</b>	<b>Total</b>	<b>Explanation</b>
<b>TAFP AFTER VETOES</b>							
	PD	0.00	0	0	3,000,000	3,000,000	
	<b>Total</b>	<b>0.00</b>	<b>0</b>	<b>0</b>	<b>3,000,000</b>	<b>3,000,000</b>	
<b>DEPARTMENT CORE REQUEST</b>							
	PD	0.00	0	0	3,000,000	3,000,000	
	<b>Total</b>	<b>0.00</b>	<b>0</b>	<b>0</b>	<b>3,000,000</b>	<b>3,000,000</b>	
<b>GOVERNOR'S RECOMMENDED CORE</b>							
	PD	0.00	0	0	3,000,000	3,000,000	
	<b>Total</b>	<b>0.00</b>	<b>0</b>	<b>0</b>	<b>3,000,000</b>	<b>3,000,000</b>	

## DECISION ITEM SUMMARY

Budget Unit								
Decision Item	FY 2022	FY 2022	FY 2023	FY 2023	FY 2024	FY 2024	*****	*****
Budget Object Summary	ACTUAL	ACTUAL	BUDGET	BUDGET	DEPT REQ	DEPT REQ	SECURED	SECURED
Fund	DOLLAR	FTE	DOLLAR	FTE	DOLLAR	FTE	COLUMN	COLUMN
<b>BID &amp; PERFORMANCE BOND REFUND</b>								
<b>CORE</b>								
PROGRAM-SPECIFIC								
OA REVOLVING ADMINISTRATIVE TR	0	0.00	3,000,000	0.00	3,000,000	0.00	0	0.00
TOTAL - PD	0	0.00	3,000,000	0.00	3,000,000	0.00	0	0.00
<b>TOTAL</b>	<b>0</b>	<b>0.00</b>	<b>3,000,000</b>	<b>0.00</b>	<b>3,000,000</b>	<b>0.00</b>	<b>0</b>	<b>0.00</b>
<b>GRAND TOTAL</b>	<b>\$0</b>	<b>0.00</b>	<b>\$3,000,000</b>	<b>0.00</b>	<b>\$3,000,000</b>	<b>0.00</b>	<b>\$0</b>	<b>0.00</b>

9/16/22 15:53

im\_disummary

**DECISION ITEM DETAIL**

Budget Unit	FY 2022	FY 2022	FY 2023	FY 2023	FY 2024	FY 2024	*****	*****
Decision Item	ACTUAL	ACTUAL	BUDGET	BUDGET	DEPT REQ	DEPT REQ	SECURED	SECURED
Budget Object Class	DOLLAR	FTE	DOLLAR	FTE	DOLLAR	FTE	COLUMN	COLUMN
<b>BID &amp; PERFORMANCE BOND REFUND</b>								
<b>CORE</b>								
REFUNDS	0	0.00	3,000,000	0.00	3,000,000	0.00	0	0.00
TOTAL - PD	0	0.00	3,000,000	0.00	3,000,000	0.00	0	0.00
<b>GRAND TOTAL</b>	<b>\$0</b>	<b>0.00</b>	<b>\$3,000,000</b>	<b>0.00</b>	<b>\$3,000,000</b>	<b>0.00</b>	<b>\$0</b>	<b>0.00</b>
GENERAL REVENUE	\$0	0.00	\$0	0.00	\$0	0.00		0.00
FEDERAL FUNDS	\$0	0.00	\$0	0.00	\$0	0.00		0.00
OTHER FUNDS	\$0	0.00	\$3,000,000	0.00	\$3,000,000	0.00		0.00