

# Fiscal Year 2024 Budget Request

Office of the Secretary of State



**JOHN R. ASHCROFT**  
**Secretary of State**

Includes Governor's Recommendations

## TABLE OF CONTENTS

---

	Page		Page
<b>BUDGET SUMMARY REPORTS</b>		<b>RECORDS SERVICES</b>	
<u>Table of Contents</u>	1	<u>Core - Federal Grants</u>	105
<u>Department Overview</u>	2	<u>Core - Local Records Preservation Grants</u>	112
<u>State Auditor's Reports</u>	3	<u>Core - Document Preservation</u>	119
 <b>OPERATING BUDGET</b>		 <b>LIBRARY SERVICES</b>	
<u>NDI - Pay Plan - FY 2024 Cost to Continue</u>	4	<u>Core - State Aid</u>	126
<u>Core - All Division</u>	11	<u>Core - REAL</u>	133
 <b>GRANTS &amp; PROJECTS/REFUNDS/RESTITUTION/FAMILY TRUST</b>		<u>Core - Federal Aid for Public Libraries</u>	142
<u>Core - Grants &amp; Projects</u>	49	<u>Core - Library Networking Fund Transfer</u>	150
<u>Core - Refunds</u>	56	<u>Core - Library Networking Fund</u>	157
<u>Core - Investor Restitution</u>	63	 <b>BLUE BOOK</b>	
<u>Core - Family Trust Company</u>	70	<u>Core - Blue Book Printing</u>	164
 <b>ELECTIONS</b>			
<u>Core - Election Public Notice</u>	77		
<u>Core - Elections Absentee Ballots</u>	84		
<u>Core - Elections Cost Transfer</u>	91		
<u>Core - Federal Election Reform</u>	98		

## SECRETARY OF STATE'S OFFICE

The major divisions within the Secretary of State's office are: Administrative Rules, Business Services, Elections, Fiscal and Facilities, Human Resources, Information Technology, Records Services, Securities, and State Library.

The Administrative Rules Division publishes proposed rules and emergency rules in the *Missouri Register*. An agency may file an emergency rule if the agency finds an immediate danger to the public health, safety or welfare requiring emergency action or if the emergency rule is necessary to preserve a compelling governmental interest that requires an early effective date. The Division also publishes final rules monthly in the *Code of State Regulations*.

The Business Services Division is comprised of four units: Notaries and Commissions, Corporations, Uniform Commercial Code (UCC) and Safe at Home. The Commissions unit commissions notaries public and certifies notaries for foreign documents, elected officials and the State Registrar of Vital Records. It also authenticates acts of the Governor and maintains bonds and oaths of office for state officials. The Corporations unit is responsible for registration of Missouri and out-of-state businesses doing business in the state, including for profit and nonprofit corporations and specialized businesses. The UCC unit perfects personal property liens and other creditor interests under the UCC. The division also registers trademarks and service marks and keeps a registry of all marks. The division oversees the Safe at Home address confidentiality program, which helps protect survivors of sexual assault, rape, stalking, human trafficking, domestic violence or other crimes by providing a substitute mailing address to use on new records they create with government agencies and the courts.

The Elections Division oversees all statewide elections, for both candidates and issues, which are run at the local level by Missouri's 116 local election authorities (county clerks or election boards). Missouri has more than four million registered voters, and in the 2020 November general election, over 3 million voters went to the polls. Candidates for the six constitutional state offices, U.S. Congress, the General Assembly, and circuit judges not covered by the non-partisan court plan, file for election with the Secretary of State. The Secretary of State also certifies statewide ballot measures that are proposed by the General Assembly or through the referendum or the initiative petition process. It is the responsibility of the office to canvass, certify and publish election results.

The Fiscal and Facilities Division provides fiscal, budget, procurement, facilities management support, and general office services to the Secretary of State's office.

The Human Resources Division provides human resource services and personnel needs to the Secretary of State's office.

The Information Technology Services Division is responsible for developing, maintaining, and monitoring the information systems within the Secretary of State's office to ensure information is functional, accessible, and secured for use by the Secretary of State's office, other state departments, counties and the general public. The division is continually implementing cybersecurity measures to maintain and advance overall information security within the Office.

The Records Services Division has three sections: Missouri State Archives, Local Records and Records Management. It is responsible for managing both current and historical records of the state to ensure those records are accessible to Missouri citizens. It is also responsible for assisting local governments in records preservation and management. The Records Services Division, in conjunction with the Missouri State Library, oversees MissouriDigitalHeritage.com, a statewide program to expand historical information accessible on the Internet.

The Securities Division is responsible for protecting Missouri investors from fraud and for ensuring that firms and individuals that sell securities comply with the securities laws in the state. The division enforces the Missouri Securities Act of 2003. The division is organized into three sections: investor education, enforcement, and registration. The Securities Division also oversees the Missouri Investor Protection Center, which creates and promotes investor education initiatives designed to educate and assist both current and future investors.

The Missouri State Library provides library and reference services to Missouri state government, provides library services to the blind and physically disabled, and promotes the development and improvement of library services for citizens throughout the state. The Library Development section supports libraries through consulting, administration of grant programs, continuing education and statewide programs to improve the quality of library service for all Missouri citizens. The Reference Services section delivers library services, including access to research databases, to meet the needs of state government. Wolfner Talking Book and Braille Library serves as the public library for Missourians unable to use standard print because of a visual or physical disability.

Auditor's Reports, Oversight Evaluations, and Missouri Sunset Act Reports

<b>Program or Division Name</b>	<b>Type of Report</b>	<b>Date Issued</b>	<b>Website</b>
Office of the Secretary of State July 1, 2016 to January 9, 2017	Audit	06/2017	<a href="https://app.auditor.mo.gov/Repository/Press/2017057321581.pdf">https://app.auditor.mo.gov/Repository/Press/2017057321581.pdf</a>

**NEW DECISION ITEM**

RANK: 2 OF \_\_\_\_\_

<b>Department: Secretary of State</b>	<b>Budget Unit</b> <u>Various</u>
<b>Department-wide</b>	
<b>Pay Plan - FY 2024 Cost to Continue</b> <span style="float:right"><b>DI#: 0000012</b></span>	<b>HB Section</b> <u>Various</u>

**1. AMOUNT OF REQUEST**

	FY 2024 Budget Request				FY 2024 Governor's Recommendation			
	GR	Federal	Other	Total	GR	Federal	Other	Total
PS	0	0	0	0	749,804	52,675	203,093	1,005,572
EE	0	0	0	0	0	0	0	0
PSD	0	0	0	0	0	0	0	0
TRF	0	0	0	0	0	0	0	0
<b>Total</b>	<b>0</b>	<b>0</b>	<b>0</b>	<b>0</b>	<b>749,804</b>	<b>52,675</b>	<b>203,093</b>	<b>1,005,572</b>

FTE	0.00	0.00	0.00	0.00	FTE	0.00	0.00	0.00	0.00
-----	------	------	------	------	-----	------	------	------	------

<b>Est. Fringe</b>	0	0	0	0	<b>Est. Fringe</b>	273,528	19,216	74,088	366,833
--------------------	---	---	---	---	--------------------	---------	--------	--------	---------

*Note: Fringes budgeted in House Bill 5 except for certain fringes budgeted directly to MoDOT, Highway Patrol, and Conservation.*

Other Funds: Various

**2. THIS REQUEST CAN BE CATEGORIZED AS:**

<input type="checkbox"/> New Legislation	<input type="checkbox"/> New Program	<input type="checkbox"/> Fund Switch
<input type="checkbox"/> Federal Mandate	<input type="checkbox"/> Program Expansion	<input checked="" type="checkbox"/> Cost to Continue
<input type="checkbox"/> GR Pick-Up	<input type="checkbox"/> Space Request	<input type="checkbox"/> Equipment Replacement
<input checked="" type="checkbox"/> Pay Plan	<input type="checkbox"/> Other: _____	

**3. WHY IS THIS FUNDING NEEDED? PROVIDE AN EXPLANATION FOR ITEMS CHECKED IN #2. INCLUDE THE FEDERAL OR STATE STATUTORY OR CONSTITUTIONAL AUTHORIZATION FOR THIS PROGRAM.**

The FY 2024 budget includes appropriation authority for the statewide pay increase for employees, including three components:

- 8.7% pay increase for employees;
- Updated shift differentials for staff working in 24/7 congregate care facilities to \$2 per hour for evening and overnight shifts; and,
- A market-based pay increase for non-commission based executive agency directors (based on the 2019 State of Missouri Compensation & Benefits Study commissioned by CBIZ, aged by 10.7% to July 2022, based on private and public sector data for neighboring states only; or a 4.33% COLA for directors already making the CBIZ rate, based on the lowest percent increase given to directors currently being paid under the CBIZ rate).

**NEW DECISION ITEM**  
**RANK: 2 OF \_\_\_\_\_**

<b>Department: Secretary of State</b>	<b>Budget Unit</b> <u>Various</u>
<b>Department-wide</b>	
<b>Pay Plan - FY 2024 Cost to Continue</b> <span style="float: right;"><b>DI# 0000012</b></span>	<b>HB Section</b> <u>Various</u>

**4. DESCRIBE THE DETAILED ASSUMPTIONS USED TO DERIVE THE SPECIFIC REQUESTED AMOUNT. (How did you determine that the requested number of FTE were appropriate? From what source or standard did you derive the requested levels of funding? Were alternatives such as outsourcing or automation considered? If based on new legislation, does request tie to TAFP fiscal note? If not, explain why. Detail which portions of the request are one-times and how those amounts were calculated.)**

The appropriated amount for the Fiscal Year 2024 pay plan was based on an 8.7% pay increase for employees, updating shift differentials for staff working in 24/7 congregate care facilities to \$2 per hour for evening and overnight shifts, and adjustments to department director salaries based on the 2019 State of Missouri Compensation & Benefits Study commissioned by CBIZ. For the statewide elected officials and the General Assembly's members, this decision item also includes the cost to continue the 2020 Missouri Citizens' Commission for the Compensation of Elected Officials (MCCCEO) Fiscal Year 2023 recommendations for a full Fiscal Year 2024. These individuals are also included in the 8.7% pay increase for employees.

**5. BREAK DOWN THE REQUEST BY BUDGET OBJECT CLASS, JOB CLASS, AND FUND SOURCE. IDENTIFY ONE-TIME COSTS.**

Budget Object Class/Job Class	Dept Req GR DOLLARS	Dept Req GR FTE	Dept Req FED DOLLARS	Dept Req FED FTE	Dept Req OTHER DOLLARS	Dept Req OTHER FTE	Dept Req TOTAL DOLLARS	Dept Req TOTAL FTE	Dept Req One-Time DOLLARS
100-Salaries and Wages							0		
<b>Total PS</b>	0	0.0	0	0.0	0	0.0	0	0.0	0
<b>Grand Total</b>	0	0.0	0	0.0	0	0.0	0	0.0	0

Budget Object Class/Job Class	Gov Rec GR DOLLARS	Gov Rec GR FTE	Gov Rec FED DOLLARS	Gov Rec FED FTE	Gov Rec OTHER DOLLARS	Gov Rec OTHER FTE	Gov Rec TOTAL DOLLARS	Gov Rec TOTAL FTE	Gov Rec One-Time DOLLARS
100-Salaries and Wages							0		
<b>Total PS</b>	749,804	0.0	52,675	0.0	203,093	0.0	1,005,572	0.0	0
<b>Grand Total</b>	749,804	0.0	52,675	0.0	203,093	0.0	1,005,572	0.0	0

**DECISION ITEM DETAIL**

Budget Unit	FY 2022	FY 2022	FY 2023	FY 2023	FY 2024	FY 2024	FY 2024	FY 2024
Decision Item	ACTUAL	ACTUAL	BUDGET	BUDGET	DEPT REQ	DEPT REQ	GOV REC	GOV REC
Budget Object Class	DOLLAR	FTE	DOLLAR	FTE	DOLLAR	FTE	DOLLAR	FTE
<b>SECRETARY OF STATE</b>								
<b>Pay Plan - 0000012</b>								
SECRETARY OF STATE	0	0.00	0	0.00	0	0.00	11,262	0.00
ADMINISTRATIVE ASSISTANT	0	0.00	0	0.00	0	0.00	5,573	0.00
REGIONAL VOTER ID REP	0	0.00	0	0.00	0	0.00	7,223	0.00
EDITOR IN CHIEF	0	0.00	0	0.00	0	0.00	5,310	0.00
DIRECTOR OF PUBLICATIONS	0	0.00	0	0.00	0	0.00	5,377	0.00
LOCAL RECORDS DIRECTOR	0	0.00	0	0.00	0	0.00	5,981	0.00
COMMISSIONER OF SECURITIES	0	0.00	0	0.00	0	0.00	9,557	0.00
RECORDS MANAGEMENT DIRECTOR	0	0.00	0	0.00	0	0.00	5,094	0.00
SENIOR SPECIALIST	0	0.00	0	0.00	0	0.00	4,013	0.00
EXECUTIVE SECRETARY	0	0.00	0	0.00	0	0.00	5,648	0.00
DIR BUSINESS SERVICES/COUNSEL	0	0.00	0	0.00	0	0.00	7,987	0.00
CORPORATIONS SPECIALIST I	0	0.00	0	0.00	0	0.00	16,006	0.00
CORPORATIONS SPECIALIST II	0	0.00	0	0.00	0	0.00	26,004	0.00
CORPORATIONS SPECIALIST III	0	0.00	0	0.00	0	0.00	24,032	0.00
CORPORATIONS SPECIALIST IV	0	0.00	0	0.00	0	0.00	9,760	0.00
CASH SPECIALIST II	0	0.00	0	0.00	0	0.00	11,981	0.00
CASH SPECIALIST III	0	0.00	0	0.00	0	0.00	2,543	0.00
CASH SPECIALIST IV	0	0.00	0	0.00	0	0.00	6,882	0.00
COMMISSIONS SPECIALIST II	0	0.00	0	0.00	0	0.00	5,336	0.00
COMMISSIONS SPECIALIST III	0	0.00	0	0.00	0	0.00	6,152	0.00
EDITOR	0	0.00	0	0.00	0	0.00	3,366	0.00
DR OF REC SRV AND ST ARCHIVIST	0	0.00	0	0.00	0	0.00	8,875	0.00
ASSISTANT STATE ARCHIVIST	0	0.00	0	0.00	0	0.00	1,479	0.00
CORPORATIONS SUPERVISOR IV	0	0.00	0	0.00	0	0.00	7,755	0.00
RECORDS ANALYST	0	0.00	0	0.00	0	0.00	13,401	0.00
OUTREACH VOTER ID SPECIALIST	0	0.00	0	0.00	0	0.00	29	0.00
COMMISSIONS SUPERVISOR IV	0	0.00	0	0.00	0	0.00	3,878	0.00
REVENUE MANAGER	0	0.00	0	0.00	0	0.00	4,571	0.00
ADMINISTRATIVE ARCHIVIST	0	0.00	0	0.00	0	0.00	4,213	0.00
EDITOR II	0	0.00	0	0.00	0	0.00	3,403	0.00
PUBLICATIONS SPECIALIST II	0	0.00	0	0.00	0	0.00	3,493	0.00
INVESTIGATOR III	0	0.00	0	0.00	0	0.00	11,269	0.00

**DECISION ITEM DETAIL**

Budget Unit	FY 2022	FY 2022	FY 2023	FY 2023	FY 2024	FY 2024	FY 2024	FY 2024
Decision Item	ACTUAL	ACTUAL	BUDGET	BUDGET	DEPT REQ	DEPT REQ	GOV REC	GOV REC
Budget Object Class	DOLLAR	FTE	DOLLAR	FTE	DOLLAR	FTE	DOLLAR	FTE
<b>SECRETARY OF STATE</b>								
<b>Pay Plan - 0000012</b>								
COMPUTER INFO TECH II	0	0.00	0	0.00	0	0.00	2,481	0.00
COMPUTER INFO TECH III	0	0.00	0	0.00	0	0.00	4,652	0.00
ARCHIVIST	0	0.00	0	0.00	0	0.00	83,239	0.00
ARCHIVES TECHNICIAN	0	0.00	0	0.00	0	0.00	5,440	0.00
ARCHIVES TECHNICIAN II	0	0.00	0	0.00	0	0.00	8,379	0.00
PART-TIME OTHER	0	0.00	0	0.00	0	0.00	5,618	0.00
OFFICE SUPPORT TECHNICIAN	0	0.00	0	0.00	0	0.00	1,265	0.00
RECORDS CENTER MANAGER	0	0.00	0	0.00	0	0.00	4,210	0.00
HUMAN RESOURCES MANAGER	0	0.00	0	0.00	0	0.00	5,071	0.00
HUMAN RESOURCES ASSISTANT	0	0.00	0	0.00	0	0.00	4,118	0.00
DIRECTOR-FIELD OPERATIONS	0	0.00	0	0.00	0	0.00	14,836	0.00
BUDGET & GRANTS OFFICER	0	0.00	0	0.00	0	0.00	4,274	0.00
GRANTS & ELECTIONS SPECIALIST	0	0.00	0	0.00	0	0.00	6,597	0.00
GRANT OFFICER	0	0.00	0	0.00	0	0.00	4,726	0.00
COMPLIANCE EXAMINER	0	0.00	0	0.00	0	0.00	5,305	0.00
LIBRARIAN II	0	0.00	0	0.00	0	0.00	16,415	0.00
INVESTIGATOR IV	0	0.00	0	0.00	0	0.00	4,341	0.00
COMPLIANCE EXAMINER I	0	0.00	0	0.00	0	0.00	5,485	0.00
COMPLIANCE EXAMINER II	0	0.00	0	0.00	0	0.00	9,022	0.00
STATE LIBRARIAN	0	0.00	0	0.00	0	0.00	8,275	0.00
READER ADVISOR	0	0.00	0	0.00	0	0.00	24,106	0.00
REFERENCE SERVICES MANAGER	0	0.00	0	0.00	0	0.00	4,679	0.00
DIRECTOR OF CIRCULATION	0	0.00	0	0.00	0	0.00	3,854	0.00
DIR OF FISCAL & FACILITIES	0	0.00	0	0.00	0	0.00	8,195	0.00
CIRCULATION PROCESSING ASST	0	0.00	0	0.00	0	0.00	13,407	0.00
PT OTHER-RESEARCH ANALYST I	0	0.00	0	0.00	0	0.00	1,307	0.00
CONSERVATOR	0	0.00	0	0.00	0	0.00	16,481	0.00
CONSERVATOR TECHNICIAN	0	0.00	0	0.00	0	0.00	2,843	0.00
SECURITIES REG SPECIALIST	0	0.00	0	0.00	0	0.00	3,529	0.00
INVESTOR ED SPECIALIST	0	0.00	0	0.00	0	0.00	3,429	0.00
INVESTIGATOR I	0	0.00	0	0.00	0	0.00	3,684	0.00
LIBRARIAN	0	0.00	0	0.00	0	0.00	7,658	0.00

**DECISION ITEM DETAIL**

Budget Unit	FY 2022	FY 2022	FY 2023	FY 2023	FY 2024	FY 2024	FY 2024	FY 2024
Decision Item	ACTUAL	ACTUAL	BUDGET	BUDGET	DEPT REQ	DEPT REQ	GOV REC	GOV REC
Budget Object Class	DOLLAR	FTE	DOLLAR	FTE	DOLLAR	FTE	DOLLAR	FTE
<b>SECRETARY OF STATE</b>								
<b>Pay Plan - 0000012</b>								
COMPUTER INFO TECH SPEC I	0	0.00	0	0.00	0	0.00	36,245	0.00
LIBRARY CONSULTANT	0	0.00	0	0.00	0	0.00	27,440	0.00
DIRECTOR REF SERVICES	0	0.00	0	0.00	0	0.00	5,002	0.00
DIR OF PRODUCTION & SPEC PROJ	0	0.00	0	0.00	0	0.00	4,268	0.00
ADMINISTRATIVE AIDE II	0	0.00	0	0.00	0	0.00	5,305	0.00
ADMINISTRATIVE AIDE III	0	0.00	0	0.00	0	0.00	12,116	0.00
DIRECTOR-WOLFNER LIBRARY	0	0.00	0	0.00	0	0.00	6,269	0.00
READER SERVICES MANAGER	0	0.00	0	0.00	0	0.00	4,599	0.00
COMMS & PUBLIC RELATIONS SPEC	0	0.00	0	0.00	0	0.00	3,346	0.00
COMPUTER INFO TECH MANAGER II	0	0.00	0	0.00	0	0.00	6,047	0.00
DEPUTY CHIEF INFO OFFICER	0	0.00	0	0.00	0	0.00	7,402	0.00
COMPUTER INFO TECH I	0	0.00	0	0.00	0	0.00	11,692	0.00
COMP INFO TECH IV	0	0.00	0	0.00	0	0.00	4,230	0.00
CHIEF INFORMATION OFFICER	0	0.00	0	0.00	0	0.00	8,698	0.00
STRATEGIC PROJECT MANAGER	0	0.00	0	0.00	0	0.00	5,111	0.00
TECH II	0	0.00	0	0.00	0	0.00	44,021	0.00
TECH III	0	0.00	0	0.00	0	0.00	8,991	0.00
MANAGING EDITOR	0	0.00	0	0.00	0	0.00	3,640	0.00
COMPUTER INFO TECH TRAINEE	0	0.00	0	0.00	0	0.00	59	0.00
COMPUTER INFO TECH SPEC II	0	0.00	0	0.00	0	0.00	12,513	0.00
TECH IV	0	0.00	0	0.00	0	0.00	5,869	0.00
COMPUTER INFO TECH SPEC III	0	0.00	0	0.00	0	0.00	6,257	0.00
PROCUREMENT OFFICER	0	0.00	0	0.00	0	0.00	4,238	0.00
RESEARCH ANALYST I	0	0.00	0	0.00	0	0.00	13,191	0.00
SECURITIES OFFICE MANAGER	0	0.00	0	0.00	0	0.00	5,187	0.00
SENIOR RECORDS ANALYST	0	0.00	0	0.00	0	0.00	4,083	0.00
COMMUNICATIONS DIRECTOR	0	0.00	0	0.00	0	0.00	7,786	0.00
RECEPTIONIST II	0	0.00	0	0.00	0	0.00	3,504	0.00
GRAPHIC ARTS SPECIALIST II	0	0.00	0	0.00	0	0.00	6,627	0.00
DIRECTOR OF ENFORCEMENT	0	0.00	0	0.00	0	0.00	7,305	0.00
DEP DIR OF BUSINESS SERVICES	0	0.00	0	0.00	0	0.00	6,247	0.00
INVESTOR EDUCATION SPECIALIST	0	0.00	0	0.00	0	0.00	3,953	0.00

**DECISION ITEM DETAIL**

Budget Unit	FY 2022	FY 2022	FY 2023	FY 2023	FY 2024	FY 2024	FY 2024	FY 2024
Decision Item	ACTUAL	ACTUAL	BUDGET	BUDGET	DEPT REQ	DEPT REQ	GOV REC	GOV REC
Budget Object Class	DOLLAR	FTE	DOLLAR	FTE	DOLLAR	FTE	DOLLAR	FTE
<b>SECRETARY OF STATE</b>								
<b>Pay Plan - 0000012</b>								
PRINC ASST FOR BOARDS & COMMS	0	0.00	0	0.00	0	0.00	3,896	0.00
LEGAL COUNSEL	0	0.00	0	0.00	0	0.00	7,980	0.00
SECURITIES SPECIALIST	0	0.00	0	0.00	0	0.00	3,154	0.00
CHIEF COUNSEL	0	0.00	0	0.00	0	0.00	7,305	0.00
SUPERVISING ARCHIVIST	0	0.00	0	0.00	0	0.00	8,030	0.00
ELECTIONS SPECIALIST	0	0.00	0	0.00	0	0.00	10,913	0.00
MCVR ADMINISTRATOR	0	0.00	0	0.00	0	0.00	4,475	0.00
PROGRAM MANAGER	0	0.00	0	0.00	0	0.00	5,301	0.00
IMAGING SERVICES MANAGER	0	0.00	0	0.00	0	0.00	4,193	0.00
ACCOUNTING ANALYST II	0	0.00	0	0.00	0	0.00	4,191	0.00
ACCOUNTING ANALYST I	0	0.00	0	0.00	0	0.00	7,819	0.00
PARALEGAL	0	0.00	0	0.00	0	0.00	3,770	0.00
SECURITIES ENFORCEMENT COUNSEL	0	0.00	0	0.00	0	0.00	14,577	0.00
ELECTIONS SUPPORT ASSISTANT	0	0.00	0	0.00	0	0.00	3,423	0.00
SENIOR COMPLIANCE EXAMINER	0	0.00	0	0.00	0	0.00	4,304	0.00
CENTRAL SERVICES TECHNICIAN	0	0.00	0	0.00	0	0.00	6,466	0.00
CENTRAL SERVICES SUPERVISOR	0	0.00	0	0.00	0	0.00	3,980	0.00
DIR OF FISCAL/HR/FACILITIES	0	0.00	0	0.00	0	0.00	81	0.00
PROGRAM SPECIALIST II	0	0.00	0	0.00	0	0.00	2,986	0.00
DIR VULNERABLE CONSTITUENT SVS	0	0.00	0	0.00	0	0.00	5,046	0.00
DIR INV PROT,EDU&VLN CITZS SVC	0	0.00	0	0.00	0	0.00	4,806	0.00
COMMUNICATIONS SPEC III	0	0.00	0	0.00	0	0.00	3,858	0.00
DIRECTOR OF ELECTIONS/COUNSEL	0	0.00	0	0.00	0	0.00	6,268	0.00
SENIOR ELECTION DIRECTOR	0	0.00	0	0.00	0	0.00	6,268	0.00
LEGISLATIVE LIAISON	0	0.00	0	0.00	0	0.00	3,615	0.00
GENERAL COUNSEL	0	0.00	0	0.00	0	0.00	9,682	0.00
DIR OF GOV AFFAIRS/POLICY	0	0.00	0	0.00	0	0.00	4,188	0.00
EXEC DEPUTY SOS/CHIEF OF STAFF	0	0.00	0	0.00	0	0.00	10,125	0.00

**DECISION ITEM DETAIL**

Budget Unit	FY 2022	FY 2022	FY 2023	FY 2023	FY 2024	FY 2024	FY 2024	FY 2024
Decision Item	ACTUAL	ACTUAL	BUDGET	BUDGET	DEPT REQ	DEPT REQ	GOV REC	GOV REC
Budget Object Class	DOLLAR	FTE	DOLLAR	FTE	DOLLAR	FTE	DOLLAR	FTE
<b>SECRETARY OF STATE</b>								
Pay Plan - 0000012								
DEPUTY CHIEF OF STAFF	0	0.00	0	0.00	0	0.00	9,257	0.00
TOTAL - PS	0	0.00	0	0.00	0	0.00	1,005,572	0.00
<b>GRAND TOTAL</b>	<b>\$0</b>	<b>0.00</b>	<b>\$0</b>	<b>0.00</b>	<b>\$0</b>	<b>0.00</b>	<b>\$1,005,572</b>	<b>0.00</b>
GENERAL REVENUE	\$0	0.00	\$0	0.00	\$0	0.00	\$749,804	0.00
FEDERAL FUNDS	\$0	0.00	\$0	0.00	\$0	0.00	\$52,675	0.00
OTHER FUNDS	\$0	0.00	\$0	0.00	\$0	0.00	\$203,093	0.00

**CORE DECISION ITEM**

<b>Department</b>	Secretary of State	<b>Budget Unit</b>	23140C
<b>Division</b>	All Divisions - See Program Descriptions	<b>HB Section</b>	12.055
<b>Core</b>	Operating Core		

**1. CORE FINANCIAL SUMMARY**

	FY 2024 Budget Request				FY 2024 Governor's Recommendation				
	GR	Federal	Other	Total	GR	Fed	Other	Total	
PS	8,600,781	605,471	2,334,412	11,540,664	PS	8,600,781	605,471	2,334,412	11,540,664
EE	1,580,225	152,574	4,059,113	5,791,912	EE	1,580,225	152,574	4,059,113	5,791,912
PSD	45,001	0	0	45,001	PSD	45,001	0	0	45,001
TRF	0	0	0	0	TRF	0	0	0	0
<b>Total</b>	<b>10,226,007</b>	<b>758,045</b>	<b>6,393,525</b>	<b>17,377,577</b>	<b>Total</b>	<b>10,226,007</b>	<b>758,045</b>	<b>6,393,525</b>	<b>17,377,577</b>
<b>FTE</b>	<b>205.76</b>	<b>12.80</b>	<b>48.74</b>	<b>267.30</b>	<b>FTE</b>	<b>205.76</b>	<b>12.80</b>	<b>48.74</b>	<b>267.30</b>

<b>Est. Fringe</b>	6,344,540	420,377	1,611,255	8,376,172
--------------------	-----------	---------	-----------	-----------

*Note: Fringes budgeted in House Bill 5 except for certain fringes budgeted directly to MoDOT, Highway Patrol, and Conservation.*

<b>Est. Fringe</b>	3,137,565	220,876	851,593	4,210,034
--------------------	-----------	---------	---------	-----------

*Note: Fringes budgeted in House Bill 5 except for certain fringes budgeted directly to MoDOT, Highway Patrol, and Conservation.*

Other Funds: Technology Trust Fund (0266) - 28.160 RSMo  
 Local Records (0577) - 59.319 RSMo  
 Investor Education & Protection (0829) - 409.006.601 RSMo  
 Wolfner Library Trust Fund (0928) -181.150 RSMo

Other Funds: Technology Trust Fund (0266) - 28.160 RSMo  
 Local Records (0577) - 59.319 RSMo  
 Investor Education & Protection (0829) - 409.006.601 RSMo  
 Wolfner Library Trust Fund (0928) -181.150 RSMo

**2. CORE DESCRIPTION**

This core represents all operating expenses for the Secretary of State of the of nine separate divisions: Administrative Services, Executive Services, Elections, Record Services, Administrative Rules, Securities, Business Services, Information Technology Services, and Library Services.

**3. PROGRAM LISTING (list programs included in this core funding)**

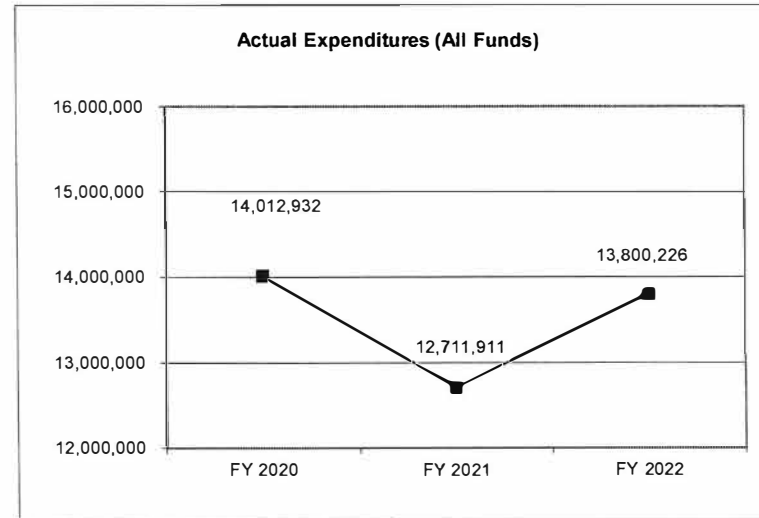
- Administrative Services - Fiscal, Central Services, and Publications
- Executive Services - Executive, Legal Staff, Human Resources, and Communications
- Elections
- Record Services - Archives, Records Management, and Local Records
- Administrative Rules
- Securities
- Business Services
- Information Technology Services
- Library Services - Administration, Library Reference, Library Development, and Wolfner

**CORE DECISION ITEM**

<b>Department</b>	Secretary of State	<b>Budget Unit</b>	23140C
<b>Division</b>	All Divisions - See Program Descriptions		
<b>Core</b>	Operating Core	<b>HB Section</b>	12.055

**4. FINANCIAL HISTORY**

	<b>FY 2020 Actual</b>	<b>FY 2021 Actual</b>	<b>FY 2022 Actual</b>	<b>FY 2023 Current Yr.</b>
Appropriation (All Funds)	16,860,065	16,541,356	16,648,671	17,377,577
Less Reverted (All Funds)	0	0	0	0
Less Restricted (All Funds)	0	0	0	0
Budget Authority (All Funds)	16,860,065	16,541,356	16,648,671	17,377,577
Actual Expenditures (All Funds)	14,012,932	12,711,911	13,800,226	
Unexpended (All Funds)	2,847,133	3,829,445	2,848,445	N/A
Unexpended, by Fund:				
General Revenue	116,102	561,324	457,108	N/A
Federal	392,518	219,301	312,816	N/A
Other	1,988,513	3,048,820	2,078,521	N/A



Reverted includes the statutory three-percent reserve amount (when applicable).

Restricted includes any Governor's Expenditure Restrictions which remained at the end of the fiscal year (when applicable).

**NOTES:**

FY20 to FY21 appropriation was decreased by \$318,709. FY21 includes a core reduction of \$475,000 in E & E and the pay plan increased the core by \$156,291.

In FY21, \$350,000 of GR E & E was restricted. \$250,000 was voter ID and an additional \$100,000 of GR E & E was voluntarily restricted due to the budget crisis.

**CORE RECONCILIATION DETAIL**

STATE  
 SECRETARY OF STATE

**5. CORE RECONCILIATION DETAIL**

	<b>Budget Class</b>	<b>FTE</b>	<b>GR</b>	<b>Federal</b>	<b>Other</b>	<b>Total</b>	<b>Explanation</b>
<b>TAFP AFTER VETOES</b>							
	PS	267.30	8,600,781	605,471	2,334,412	11,540,664	
	EE	0.00	1,580,225	152,574	4,059,113	5,791,912	
	PD	0.00	45,001	0	0	45,001	
	<b>Total</b>	<b>267.30</b>	<b>10,226,007</b>	<b>758,045</b>	<b>6,393,525</b>	<b>17,377,577</b>	
<b>DEPARTMENT CORE REQUEST</b>							
	PS	267.30	8,600,781	605,471	2,334,412	11,540,664	
	EE	0.00	1,580,225	152,574	4,059,113	5,791,912	
	PD	0.00	45,001	0	0	45,001	
	<b>Total</b>	<b>267.30</b>	<b>10,226,007</b>	<b>758,045</b>	<b>6,393,525</b>	<b>17,377,577</b>	
<b>GOVERNOR'S RECOMMENDED CORE</b>							
	PS	267.30	8,600,781	605,471	2,334,412	11,540,664	
	EE	0.00	1,580,225	152,574	4,059,113	5,791,912	
	PD	0.00	45,001	0	0	45,001	
	<b>Total</b>	<b>267.30</b>	<b>10,226,007</b>	<b>758,045</b>	<b>6,393,525</b>	<b>17,377,577</b>	

**DECISION ITEM SUMMARY**

<b>Budget Unit</b>								
<b>Decision Item</b>	<b>FY 2022</b>	<b>FY 2022</b>	<b>FY 2023</b>	<b>FY 2023</b>	<b>FY 2024</b>	<b>FY 2024</b>	<b>FY 2024</b>	<b>FY 2024</b>
<b>Budget Object Summary</b>	<b>ACTUAL</b>	<b>ACTUAL</b>	<b>BUDGET</b>	<b>BUDGET</b>	<b>DEPT REQ</b>	<b>DEPT REQ</b>	<b>GOV REC</b>	<b>GOV REC</b>
<b>Fund</b>	<b>DOLLAR</b>	<b>FTE</b>	<b>DOLLAR</b>	<b>FTE</b>	<b>DOLLAR</b>	<b>FTE</b>	<b>DOLLAR</b>	<b>FTE</b>
<b>SECRETARY OF STATE</b>								
<b>CORE</b>								
<b>PERSONAL SERVICES</b>								
GENERAL REVENUE	7,850,595	175.49	8,600,781	205.76	8,600,781	205.76	8,600,781	205.76
ELECTION ADMIN IMPROVEMENT	164,466	3.23	313,578	6.00	313,578	6.00	313,578	6.00
SEC OF STATE-FEDERAL FUNDS	178,969	5.21	291,893	6.80	291,893	6.80	291,893	6.80
SEC OF ST TECHNOLOGY TRUST	266,708	4.88	422,979	8.00	422,979	8.00	422,979	8.00
LOCAL RECORDS PRESERVATION	425,190	9.46	1,161,838	25.24	1,161,838	25.24	1,161,838	25.24
INVESTOR EDUC & PROTECTION	412,554	7.69	749,595	15.50	749,595	15.50	749,595	15.50
TOTAL - PS	9,298,482	205.96	11,540,664	267.30	11,540,664	267.30	11,540,664	267.30
<b>EXPENSE &amp; EQUIPMENT</b>								
GENERAL REVENUE	1,335,692	0.00	1,580,225	0.00	1,580,225	0.00	1,580,225	0.00
SEC OF STATE-FEDERAL FUNDS	59,892	0.00	152,574	0.00	152,574	0.00	152,574	0.00
SEC OF ST TECHNOLOGY TRUST	2,866,945	0.00	3,161,180	0.00	3,161,180	0.00	3,161,180	0.00
LOCAL RECORDS PRESERVATION	33,454	0.00	319,969	0.00	319,969	0.00	319,969	0.00
INVESTOR EDUC & PROTECTION	163,017	0.00	547,964	0.00	547,964	0.00	547,964	0.00
SEC OF ST-WOLFNER LIBRARY	3,262	0.00	30,000	0.00	30,000	0.00	30,000	0.00
TOTAL - EE	4,462,262	0.00	5,791,912	0.00	5,791,912	0.00	5,791,912	0.00
<b>PROGRAM-SPECIFIC</b>								
GENERAL REVENUE	39,482	0.00	45,001	0.00	45,001	0.00	45,001	0.00
TOTAL - PD	39,482	0.00	45,001	0.00	45,001	0.00	45,001	0.00
<b>TOTAL</b>	<b>13,800,226</b>	<b>205.96</b>	<b>17,377,577</b>	<b>267.30</b>	<b>17,377,577</b>	<b>267.30</b>	<b>17,377,577</b>	<b>267.30</b>
<b>Pay Plan - 0000012</b>								
<b>PERSONAL SERVICES</b>								
GENERAL REVENUE	0	0.00	0	0.00	0	0.00	749,804	0.00
ELECTION ADMIN IMPROVEMENT	0	0.00	0	0.00	0	0.00	27,281	0.00
SEC OF STATE-FEDERAL FUNDS	0	0.00	0	0.00	0	0.00	25,394	0.00
SEC OF ST TECHNOLOGY TRUST	0	0.00	0	0.00	0	0.00	36,799	0.00
LOCAL RECORDS PRESERVATION	0	0.00	0	0.00	0	0.00	101,079	0.00

**DECISION ITEM SUMMARY**

Budget Unit	FY 2022	FY 2022	FY 2023	FY 2023	FY 2024	FY 2024	FY 2024	FY 2024
Decision Item	ACTUAL	ACTUAL	BUDGET	BUDGET	DEPT REQ	DEPT REQ	GOV REC	GOV REC
Budget Object Summary	DOLLAR	FTE	DOLLAR	FTE	DOLLAR	FTE	DOLLAR	FTE
Fund	DOLLAR	FTE	DOLLAR	FTE	DOLLAR	FTE	DOLLAR	FTE
<b>SECRETARY OF STATE</b>								
Pay Plan - 0000012								
PERSONAL SERVICES								
INVESTOR EDUC & PROTECTION	0	0.00	0	0.00	0	0.00	65,215	0.00
TOTAL - PS	0	0.00	0	0.00	0	0.00	1,005,572	0.00
<b>TOTAL</b>	<b>0</b>	<b>0.00</b>	<b>0</b>	<b>0.00</b>	<b>0</b>	<b>0.00</b>	<b>1,005,572</b>	<b>0.00</b>
<b>GRAND TOTAL</b>	<b>\$13,800,226</b>	<b>205.96</b>	<b>\$17,377,577</b>	<b>267.30</b>	<b>\$17,377,577</b>	<b>267.30</b>	<b>\$18,383,149</b>	<b>267.30</b>

**FLEXIBILITY REQUEST FORM**

<b>BUDGET UNIT NUMBER:</b> 23140C	<b>DEPARTMENT:</b> Secretary of State
<b>BUDGET UNIT NAME:</b> Operating Core	<b>DIVISION:</b> All Divisions

**1. Provide the amount by fund of personal service flexibility and the amount by fund of expense and equipment flexibility you are requesting in dollar and percentage terms and explain why the flexibility is needed. If flexibility is being requested among divisions, provide the amount by fund of flexibility you are requesting in dollar and percentage terms and explain why the flexibility is needed.**

100%	Fund	0101	0073	Personal Service	\$ 8,600,781
100%	Fund	0101	0077	Expense and Equipment	1,625,226
100%	Fund	0157	4490	Personal Service	313,578
100%	Fund	0195	4193	Personal Service	291,893
100%	Fund	0195	4194	Expense and Equipment	152,574
100%	Fund	0266	2221	Personal Service	422,979
100%	Fund	0266	2222	Expense and Equipment	3,161,180
100%	Fund	0577	9491	Personal Service	1,161,838
100%	Fund	0577	9492	Expense and Equipment	319,969
100%	Fund	0829	5532	Personal Service	749,595
100%	Fund	0829	5533	Expense and Equipment	547,964
100%	Fund	0928	4195	Expense and Equipment	30,000
				<b>Total</b>	<u>\$17,377,577</u>

**DEPARTMENT REQUEST**

<b>Section</b>	<b>PS or EE</b>	<b>Core</b>	<b>% Flex Requested</b>	<b>Flex Request Amount</b>
<b>HB 12.055</b>	<b>PS</b>	<b>\$11,540,664</b>	<b>100%</b>	<b>\$11,540,664</b>
<b>HB 12.055</b>	<b>E &amp; E</b>	<b>\$5,836,913</b>	<b>100%</b>	<b>\$5,836,913</b>
	<b>Total</b>			<u><b>\$17,377,577</b></u>

**FLEXIBILITY REQUEST FORM**

<b>BUDGET UNIT NUMBER:</b> 23140C	<b>DEPARTMENT:</b> Secretary of State
<b>BUDGET UNIT NAME:</b> Operating Core	<b>DIVISION:</b> All Divisions

**2. Estimate how much flexibility will be used for the budget year. How much flexibility was used in the Prior Year Budget and the Current Year Budget? Please specify the amount.**

PRIOR YEAR ACTUAL AMOUNT OF FLEXIBILITY USED	CURRENT YEAR ESTIMATED AMOUNT OF FLEXIBILITY THAT WILL BE USED	BUDGET REQUEST ESTIMATED AMOUNT OF FLEXIBILITY THAT WILL BE USED
\$0	\$0	No utilization planned at this time.

**3. Please explain how flexibility was used in the prior and/or current years.**

PRIOR YEAR EXPLAIN ACTUAL USE	CURRENT YEAR EXPLAIN PLANNED USE
The flexibility option for the operating core was not used in Fiscal Year 2023.	Unknown at this time

**DECISION ITEM DETAIL**

Budget Unit	FY 2022	FY 2022	FY 2023	FY 2023	FY 2024	FY 2024	FY 2024	FY 2024
Decision Item	ACTUAL	ACTUAL	BUDGET	BUDGET	DEPT REQ	DEPT REQ	GOV REC	GOV REC
Budget Object Class	DOLLAR	FTE	DOLLAR	FTE	DOLLAR	FTE	DOLLAR	FTE
<b>SECRETARY OF STATE</b>								
<b>CORE</b>								
SECRETARY OF STATE	108,980	1.00	111,787	1.00	111,787	1.00	111,787	1.00
ADMINISTRATIVE ASSISTANT	34,917	0.95	33,251	1.00	64,051	2.00	64,051	2.00
REGIONAL VOTER ID REP	0	0.00	83,018	2.00	83,018	2.00	83,018	2.00
EDITOR IN CHIEF	61,254	1.00	61,036	1.00	61,036	1.00	61,036	1.00
DIRECTOR OF PUBLICATIONS	61,374	1.00	61,807	1.00	61,807	1.00	61,807	1.00
LOCAL RECORDS DIRECTOR	65,535	1.00	68,751	1.00	68,751	1.00	68,751	1.00
COMMISSIONER OF SECURITIES	104,698	1.00	109,849	1.00	109,849	1.00	109,849	1.00
DIRECTOR OF BUS SERVICES	48,750	0.54	91,801	1.00	0	0.00	0	0.00
RECORDS MANAGEMENT DIRECTOR	55,813	1.00	58,550	1.00	58,550	1.00	58,550	1.00
SENIOR SPECIALIST	44,255	1.00	46,128	1.00	46,128	1.00	46,128	1.00
EXECUTIVE SECRETARY	51,285	1.00	64,914	1.00	64,914	1.00	64,914	1.00
LEG LIAISON/SPEC ASST TO SOS	45,154	0.98	48,134	1.00	0	0.00	0	0.00
DIR BUSINESS SERVICES/COUNSEL	37,953	0.46	0	0.00	91,801	1.00	91,801	1.00
CORPORATIONS SPECIALIST I	35,945	1.11	85,485	3.00	183,980	6.00	183,980	6.00
CORPORATIONS SPECIALIST II	352,108	10.47	346,677	10.50	298,892	8.50	298,892	8.50
CORPORATIONS SPECIALIST III	204,564	5.69	287,228	23.01	276,228	23.01	276,228	23.01
CORPORATIONS SPECIALIST IV	123,607	3.20	148,179	4.00	112,179	3.00	112,179	3.00
CASH SPECIALIST I	3,971	0.13	0	0.00	0	0.00	0	0.00
CASH SPECIALIST II	52,622	1.55	31,711	1.00	137,711	4.00	137,711	4.00
CASH SPECIALIST III	36,470	1.01	29,230	1.00	29,230	1.00	29,230	1.00
CASH SPECIALIST IV	84,642	2.26	152,103	4.00	79,103	2.00	79,103	2.00
COMMISSIONS SPECIALIST I	22,580	0.72	61,329	2.00	0	0.00	0	0.00
COMMISSIONS SPECIALIST II	31,686	0.92	0	0.00	61,329	2.00	61,329	2.00
COMMISSIONS SPECIALIST III	72,855	2.01	70,711	2.00	70,711	2.00	70,711	2.00
STAFF TRAINING SPECIALIST	35,581	0.88	0	0.00	0	0.00	0	0.00
EDITOR	37,663	1.00	38,693	1.00	38,693	1.00	38,693	1.00
DR OF REC SRV AND ST ARCHIVIST	97,240	1.00	102,015	1.00	102,015	1.00	102,015	1.00
ASSISTANT STATE ARCHIVIST	0	0.00	17,005	0.25	17,005	0.25	17,005	0.25
CORPORATIONS SUPERVISOR IV	88,501	1.93	89,140	2.00	89,140	2.00	89,140	2.00
RECORDS ANALYST	95,989	2.32	88,037	2.00	154,037	4.00	154,037	4.00
OUTREACH VOTER ID SPECIALIST	0	0.00	328	0.00	328	0.00	328	0.00
COMMISSIONS SUPERVISOR IV	45,690	1.00	44,571	1.00	44,571	1.00	44,571	1.00

**DECISION ITEM DETAIL**

Budget Unit	FY 2022	FY 2022	FY 2023	FY 2023	FY 2024	FY 2024	FY 2024	FY 2024
Decision Item	ACTUAL	ACTUAL	BUDGET	BUDGET	DEPT REQ	DEPT REQ	GOV REC	GOV REC
Budget Object Class	DOLLAR	FTE	DOLLAR	FTE	DOLLAR	FTE	DOLLAR	FTE
<b>SECRETARY OF STATE</b>								
<b>CORE</b>								
REVENUE MANAGER	51,201	1.00	52,538	1.00	52,538	1.00	52,538	1.00
ADMINISTRATIVE ARCHIVIST	47,076	1.00	48,425	1.00	48,425	1.00	48,425	1.00
EDITOR II	39,199	1.00	39,115	1.00	39,115	1.00	39,115	1.00
PUBLICATIONS SPECIALIST II	40,124	1.00	40,154	1.00	40,154	1.00	40,154	1.00
INVESTIGATOR III	69,675	1.54	43,401	1.00	129,523	3.00	129,523	3.00
COMPUTER INFO TECH II	25,152	0.50	28,522	1.00	28,522	1.00	28,522	1.00
COMPUTER INFO TECH III	50,657	1.00	53,476	1.00	53,476	1.00	53,476	1.00
ARCHIVIST	763,186	18.07	1,001,535	21.99	956,772	20.99	956,772	20.99
ARCHIVES TECHNICIAN	73,864	2.48	125,234	4.00	62,528	2.00	62,528	2.00
ARCHIVES TECHNICIAN II	57,922	1.87	33,596	1.00	96,302	3.00	96,302	3.00
PART-TIME OTHER	63,894	2.39	64,578	2.50	64,578	2.50	64,578	2.50
OFFICE SUPPORT TECHNICIAN	15,425	0.54	14,541	0.50	14,541	0.50	14,541	0.50
RECORDS CENTER MANAGER	42,708	1.00	48,385	1.00	48,385	1.00	48,385	1.00
ADMINISTRATIVE AIDE I	2,191	0.08	29,981	1.00	0	0.00	0	0.00
HUMAN RESOURCES MANAGER	56,728	1.00	58,285	1.00	58,285	1.00	58,285	1.00
HUMAN RESOURCES ASSISTANT	18,621	0.50	0	0.00	47,338	1.00	47,338	1.00
DIRECTOR-FIELD OPERATIONS	153,844	2.87	170,527	3.00	170,527	3.00	170,527	3.00
BUDGET & GRANTS OFFICER	12,227	0.21	0	0.00	49,122	1.00	49,122	1.00
GRANTS & ELECTIONS SPECIALIST	42,820	1.01	75,828	2.00	75,828	2.00	75,828	2.00
GRANT OFFICER	52,590	1.00	54,319	1.00	54,319	1.00	54,319	1.00
COMPLIANCE EXAMINER	24,320	0.63	114,649	3.00	60,975	2.00	60,975	2.00
LIBRARIAN II	172,609	3.85	188,681	4.00	188,681	4.00	188,681	4.00
INVESTIGATOR IV	47,557	1.00	49,892	1.00	49,892	1.00	49,892	1.00
COMPLIANCE EXAMINER I	38,634	1.00	63,043	1.00	63,043	1.00	63,043	1.00
COMPLIANCE EXAMINER II	57,698	1.38	50,023	1.00	103,697	2.00	103,697	2.00
STATE LIBRARIAN	93,116	1.00	95,114	1.00	95,114	1.00	95,114	1.00
READER ADVISOR	116,776	3.79	277,079	7.00	277,079	7.00	277,079	7.00
REFERENCE SERVICES MANAGER	51,225	1.00	53,787	1.00	53,787	1.00	53,787	1.00
DIRECTOR OF CIRCULATION	26,659	0.54	0	0.00	44,294	1.00	44,294	1.00
DIR OF FISCAL & FACILITIES	78,037	1.00	94,195	1.00	94,195	1.00	94,195	1.00
CIRCULATION PROCESSING ASST	137,805	4.83	186,141	5.80	154,099	4.80	154,099	4.80
CIRCULATION MANAGER	18,865	0.46	44,294	1.00	0	0.00	0	0.00

**DECISION ITEM DETAIL**

Budget Unit	FY 2022	FY 2022	FY 2023	FY 2023	FY 2024	FY 2024	FY 2024	FY 2024
Decision Item	ACTUAL	ACTUAL	BUDGET	BUDGET	DEPT REQ	DEPT REQ	GOV REC	GOV REC
Budget Object Class	DOLLAR	FTE	DOLLAR	FTE	DOLLAR	FTE	DOLLAR	FTE
<b>SECRETARY OF STATE</b>								
<b>CORE</b>								
PT OTHER-RESEARCH ANALYST I	0	0.00	15,026	0.75	15,026	0.75	15,026	0.75
CONSERVATOR	152,415	3.70	189,438	4.50	189,438	4.50	189,438	4.50
CONSERVATOR TECHNICIAN	24,544	0.79	32,681	1.00	32,681	1.00	32,681	1.00
SECURITIES REG SPECIALIST	6,000	0.17	0	0.00	40,561	1.00	40,561	1.00
INVESTOR ED SPECIALIST	0	0.00	39,416	1.00	39,416	1.00	39,416	1.00
INVESTIGATOR I	0	0.00	42,342	1.00	42,342	1.00	42,342	1.00
INVESTIGATOR II	62,194	1.46	86,122	3.00	0	1.00	0	1.00
SECURITIES REG SPECIALIST II	38,164	0.95	0	0.00	0	0.00	0	0.00
CONSERVATOR TECHNICIAN II	7,870	0.21	0	0.00	0	0.00	0	0.00
LIBRARIAN	45,005	1.09	44,782	1.00	88,029	2.00	88,029	2.00
COMPUTER INFO TECH SPEC I	310,991	5.39	471,689	8.00	416,604	7.00	416,604	7.00
DIRECTOR LIBRARY DEV	32,743	0.49	70,113	1.00	0	0.00	0	0.00
LIBRARY CONSULTANT	236,013	5.00	245,285	5.00	315,398	6.00	315,398	6.00
DIRECTOR REF SERVICES	56,561	1.00	57,491	1.00	57,491	1.00	57,491	1.00
DIRECTOR OF PUBLIC SERVICES	26,659	0.54	0	0.00	0	0.00	0	0.00
DIR OF PRODUCTION & SPEC PROJ	32,332	0.54	0	0.00	49,058	1.00	49,058	1.00
ADMINISTATIVE AIDE II	26,434	0.81	0	0.00	60,981	2.00	60,981	2.00
ADMINISTRATIVE AIDE III	139,681	4.00	139,272	4.00	139,272	4.00	139,272	4.00
DIRECTOR-WOLFNER LIBRARY	18,934	0.28	72,063	1.00	72,063	1.00	72,063	1.00
READER SERVICES MANAGER	17,457	0.46	52,863	1.00	52,863	1.00	52,863	1.00
PRODUCTION & SPEC PROJECTS MGR	26,125	0.46	49,058	1.00	0	0.00	0	0.00
COMMS & PUBLIC RELATIONS SPEC	46,151	1.00	38,464	1.00	38,464	1.00	38,464	1.00
COMPUTER INFO TECH MANAGER II	67,687	1.00	69,505	1.00	69,505	1.00	69,505	1.00
DEPUTY CHIEF INFO OFFICER	18,791	0.23	85,079	1.00	85,079	1.00	85,079	1.00
COMPUTER INFO TECH I	29,531	0.75	79,310	2.00	134,395	3.00	134,395	3.00
COMP INFO TECH IV	64,138	1.16	48,629	1.00	48,629	1.00	48,629	1.00
CHIEF INFORMATION OFFICER	98,208	1.00	99,980	1.00	99,980	1.00	99,980	1.00
STRATEGIC PROJECT MANAGER	0	0.00	58,750	1.00	58,750	1.00	58,750	1.00
TECH I	9,012	0.33	27,984	1.00	0	0.00	0	0.00
TECH II	450,575	15.15	606,212	19.00	506,002	16.00	506,002	16.00
TECH III	69,462	2.04	70,911	2.00	103,347	3.00	103,347	3.00
MANAGING EDITOR	36,316	0.88	41,844	1.00	41,844	1.00	41,844	1.00

**DECISION ITEM DETAIL**

Budget Unit	FY 2022	FY 2022	FY 2023	FY 2023	FY 2024	FY 2024	FY 2024	FY 2024
Decision Item	ACTUAL	ACTUAL	BUDGET	BUDGET	DEPT REQ	DEPT REQ	GOV REC	GOV REC
Budget Object Class	DOLLAR	FTE	DOLLAR	FTE	DOLLAR	FTE	DOLLAR	FTE
<b>SECRETARY OF STATE</b>								
<b>CORE</b>								
ACCOUNTANT I	0	0.00	37,665	1.00	0	0.00	0	0.00
COMPUTER INFO TECH TRAINEE	23,270	0.71	674	0.00	674	0.00	674	0.00
SENIOR ELECTION SPECIALIST	14,959	0.29	0	0.00	0	0.00	0	0.00
COMPUTER INFO TECH SPEC II	177,887	2.47	215,745	3.00	143,830	2.00	143,830	2.00
TECH IV	67,297	1.92	67,460	2.00	67,460	2.00	67,460	2.00
COMPUTER INFO TECH SPEC III	39,985	0.51	0	0.00	71,915	1.00	71,915	1.00
PROCUREMENT OFFICER	43,091	1.02	48,707	1.00	48,707	1.00	48,707	1.00
RESEARCH ANALYST I	139,053	4.00	151,624	4.00	151,624	4.00	151,624	4.00
SECURITIES OFFICE MANAGER	56,750	1.00	59,626	1.00	59,626	1.00	59,626	1.00
SENIOR RECORDS ANALYST	44,700	1.00	46,931	1.00	46,931	1.00	46,931	1.00
COMMUNICATIONS DIRECTOR	74,912	0.96	89,494	1.00	89,494	1.00	89,494	1.00
RECEPTIONIST II	38,403	1.00	40,281	1.00	40,281	1.00	40,281	1.00
GRAPHIC ARTS SPECIALIST II	79,509	2.00	76,172	2.00	76,172	2.00	76,172	2.00
DIRECTOR OF ENFORCEMENT	80,035	1.01	83,965	1.00	83,965	1.00	83,965	1.00
DEP DIR OF BUSINESS SERVICES	71,416	1.00	71,808	1.00	71,808	1.00	71,808	1.00
INVESTOR EDUCATION SPECIALIST	41,383	0.96	45,433	1.00	45,433	1.00	45,433	1.00
PRINC ASST FOR BOARDS & COMMS	42,708	1.00	44,786	1.00	44,786	1.00	44,786	1.00
LEGAL COUNSEL	44,523	0.69	91,727	1.00	91,727	1.00	91,727	1.00
SECURITIES SPECIALIST	0	0.00	36,258	1.00	36,258	1.00	36,258	1.00
CHIEF COUNSEL	80,035	1.01	83,965	1.00	83,965	1.00	83,965	1.00
SUPERVISING ARCHIVIST	45,120	1.00	47,540	1.00	92,303	2.00	92,303	2.00
ELECTIONS SPECIALIST	118,902	2.85	125,436	3.00	125,436	3.00	125,436	3.00
MCVR ADMINISTRATOR	58,972	1.19	51,433	1.00	51,433	1.00	51,433	1.00
PROGRAM MANAGER	61,119	1.00	60,935	1.00	60,935	1.00	60,935	1.00
IMAGING SERVICES MANAGER	41,107	1.00	48,191	1.00	48,191	1.00	48,191	1.00
COMPLIANCE AUDITOR	0	0.00	40,561	1.00	0	0.00	0	0.00
ACCOUNTING ANALYST II	51,280	1.04	48,168	1.00	48,168	1.00	48,168	1.00
ACCOUNTING ANALYST I	34,582	0.88	52,205	1.00	89,870	2.00	89,870	2.00
PARALEGAL	44,507	1.00	43,334	1.00	43,334	1.00	43,334	1.00
SECURITIES ENFORCEMENT COUNSEL	73,840	1.01	167,549	4.50	167,549	4.50	167,549	4.50
ELECTIONS SUPPORT ASSISTANT	30,766	0.83	39,342	1.00	39,342	1.00	39,342	1.00
SENIOR COMPLIANCE EXAMINER	46,905	1.00	49,476	1.00	49,476	1.00	49,476	1.00

**DECISION ITEM DETAIL**

Budget Unit	FY 2022	FY 2022	FY 2023	FY 2023	FY 2024	FY 2024	FY 2024	FY 2024
Decision Item	ACTUAL	ACTUAL	BUDGET	BUDGET	DEPT REQ	DEPT REQ	GOV REC	GOV REC
Budget Object Class	DOLLAR	FTE	DOLLAR	FTE	DOLLAR	FTE	DOLLAR	FTE
<b>SECRETARY OF STATE</b>								
<b>CORE</b>								
CENTRAL SERVICES TECHNICIAN	63,279	1.95	74,324	2.00	74,324	2.00	74,324	2.00
CENTRAL SERVICES SUPERVISOR	43,615	1.00	45,749	1.00	45,749	1.00	45,749	1.00
DIR OF FISCAL/HR/FACILITIES	0	0.00	933	0.00	933	0.00	933	0.00
PROGRAM SPECIALIST II	35,939	1.00	34,325	1.00	34,325	1.00	34,325	1.00
DIRADRL/ACTDPDRSOSEL/ACTSECCM	2,709	0.04	0	0.00	0	0.00	0	0.00
DIR VULNERABLE CONSTITUENT SVS	0	0.00	58,003	1.00	58,003	1.00	58,003	1.00
DIR INV PROT,EDU&VLN CITZS SVC	56,738	1.00	55,238	1.00	55,238	1.00	55,238	1.00
COMMUNICATIONS SPEC III	0	0.00	44,344	1.00	44,344	1.00	44,344	1.00
ACCOUNTING SPECIALIST III	42,484	0.83	49,122	1.00	0	0.00	0	0.00
YOUTH SVS LIBRARIAN/CONSULTANT	27,865	0.67	43,247	1.00	0	0.00	0	0.00
PERSONNEL ANALYST II	14,569	0.35	47,338	1.00	0	0.00	0	0.00
DIRECTOR OF ELECTIONS/COUNSEL	0	0.00	72,050	1.00	72,050	1.00	72,050	1.00
SENIOR ELECTION DIRECTOR	78,037	1.01	72,051	1.00	72,051	1.00	72,051	1.00
LEGISLATIVE LIAISON	0	0.00	41,552	1.00	41,552	1.00	41,552	1.00
GENERAL COUNSEL	115,490	1.08	111,286	1.00	111,286	1.00	111,286	1.00
DIR OF GOV AFFAIRS/POLICY	0	0.00	0	0.00	48,134	1.00	48,134	1.00
EXEC DEPUTY SOS/CHIEF OF STAFF	110,923	1.00	116,381	1.00	116,381	1.00	116,381	1.00
DEPUTY CHIEF OF STAFF	100,797	1.00	106,405	1.00	106,405	1.00	106,405	1.00
INTERIM LEAD	4,941	0.13	36,710	1.00	0	0.00	0	0.00
<b>TOTAL - PS</b>	<b>9,298,482</b>	<b>205.96</b>	<b>11,540,664</b>	<b>267.30</b>	<b>11,540,664</b>	<b>267.30</b>	<b>11,540,664</b>	<b>267.30</b>
TRAVEL, IN-STATE	30,383	0.00	70,154	0.00	70,154	0.00	70,154	0.00
TRAVEL, OUT-OF-STATE	10,405	0.00	21,834	0.00	21,834	0.00	21,834	0.00
FUEL & UTILITIES	0	0.00	5	0.00	5	0.00	5	0.00
SUPPLIES	612,555	0.00	928,729	0.00	928,729	0.00	928,729	0.00
PROFESSIONAL DEVELOPMENT	77,099	0.00	108,790	0.00	108,790	0.00	108,790	0.00
COMMUNICATION SERV & SUPP	146,301	0.00	168,223	0.00	168,223	0.00	168,223	0.00
PROFESSIONAL SERVICES	1,159,633	0.00	982,821	0.00	982,821	0.00	982,821	0.00
HOUSEKEEPING & JANITORIAL SERV	6,985	0.00	3,875	0.00	3,875	0.00	3,875	0.00
M&R SERVICES	2,007,425	0.00	1,642,081	0.00	1,642,081	0.00	1,642,081	0.00
COMPUTER EQUIPMENT	349,383	0.00	1,601,311	0.00	1,601,311	0.00	1,601,311	0.00
MOTORIZED EQUIPMENT	0	0.00	32,436	0.00	32,436	0.00	32,436	0.00
OFFICE EQUIPMENT	2,270	0.00	90,515	0.00	90,515	0.00	90,515	0.00

**DECISION ITEM DETAIL**

Budget Unit	FY 2022	FY 2022	FY 2023	FY 2023	FY 2024	FY 2024	FY 2024	FY 2024
Decision Item	ACTUAL	ACTUAL	BUDGET	BUDGET	DEPT REQ	DEPT REQ	GOV REC	GOV REC
Budget Object Class	DOLLAR	FTE	DOLLAR	FTE	DOLLAR	FTE	DOLLAR	FTE
<b>SECRETARY OF STATE</b>								
<b>CORE</b>								
OTHER EQUIPMENT	39,726	0.00	33,859	0.00	33,859	0.00	33,859	0.00
PROPERTY & IMPROVEMENTS	8,083	0.00	18,024	0.00	18,024	0.00	18,024	0.00
BUILDING LEASE PAYMENTS	5,976	0.00	35,342	0.00	35,342	0.00	35,342	0.00
EQUIPMENT RENTALS & LEASES	2,927	0.00	23,851	0.00	23,851	0.00	23,851	0.00
MISCELLANEOUS EXPENSES	3,111	0.00	30,062	0.00	30,062	0.00	30,062	0.00
<b>TOTAL - EE</b>	<b>4,462,262</b>	<b>0.00</b>	<b>5,791,912</b>	<b>0.00</b>	<b>5,791,912</b>	<b>0.00</b>	<b>5,791,912</b>	<b>0.00</b>
PROGRAM DISTRIBUTIONS	39,482	0.00	45,001	0.00	45,001	0.00	45,001	0.00
<b>TOTAL - PD</b>	<b>39,482</b>	<b>0.00</b>	<b>45,001</b>	<b>0.00</b>	<b>45,001</b>	<b>0.00</b>	<b>45,001</b>	<b>0.00</b>
<b>GRAND TOTAL</b>	<b>\$13,800,226</b>	<b>205.96</b>	<b>\$17,377,577</b>	<b>267.30</b>	<b>\$17,377,577</b>	<b>267.30</b>	<b>\$17,377,577</b>	<b>267.30</b>
GENERAL REVENUE	\$9,225,769	175.49	\$10,226,007	205.76	\$10,226,007	205.76	\$10,226,007	205.76
FEDERAL FUNDS	\$403,327	8.44	\$758,045	12.80	\$758,045	12.80	\$758,045	12.80
OTHER FUNDS	\$4,171,130	22.03	\$6,393,525	48.74	\$6,393,525	48.74	\$6,393,525	48.74

**PROGRAM DESCRIPTION**

**Department** Secretary of State

**HB Section(s):** 12.055

**Program Name** Administrative Services

**Program is found in the following core budget(s):** Operating Core

**1a. What strategic priority does this program address?**

Assist in meeting the statutory and constitutional requirements of the Secretary of State.

**1b. What does this program do?**

The core request is to allow continued service to the agency for staffing and expenditures with fiscal, human resources, facilities, publications, and central services.

**2a. Provide an activity measure(s) for the program.**

The Administrative Services Division is responsible for the budget, procurement, accounts payable, accounts receivable, grants tracking, CAFR reporting, SEFA reporting, facilities requests, human resources, all statutorily required printing of publications, surplus property, mail delivery, fleet vehicles, and all other general administrative duties.

Publications is responsible for the Official Manual, Constitution updates and printing, as well as the General Assembly roster, Election Law handbooks, and the Missouri roster.

**2b. Provide a measure(s) of the program's quality.**

**2c. Provide a measure(s) of the program's impact.**

Without this appropriation, budgeting, vendor payments, procurement, financial reporting, mailroom, storeroom, publications, human resources, and fleet management at the current level for the Office of the Secretary of State would not be possible.

**PROGRAM DESCRIPTION**

**Department** Secretary of State \_\_\_\_\_

**HB Section(s):** \_\_\_\_\_ 12.055

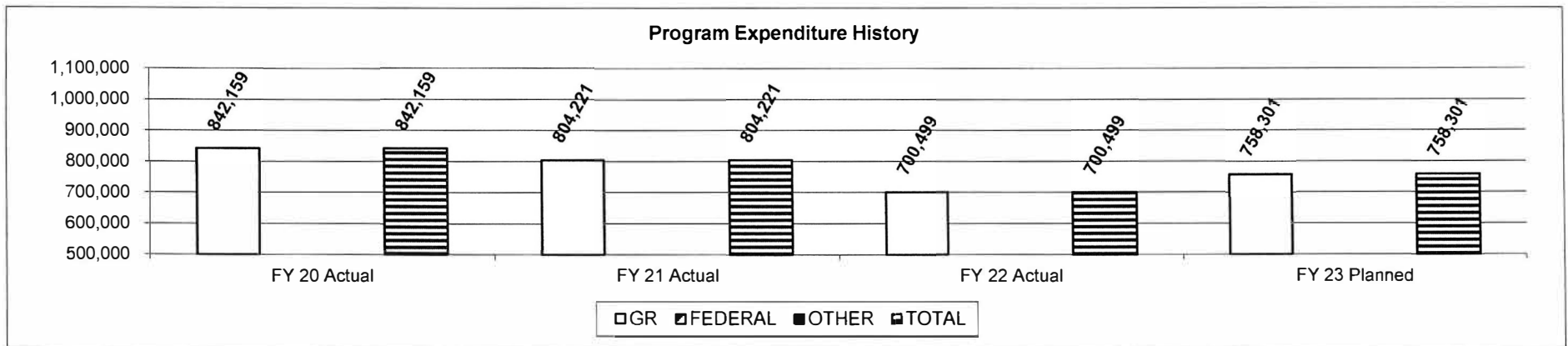
**Program Name** Administrative Services \_\_\_\_\_

**Program is found in the following core budget(s):** Operating Core \_\_\_\_\_

**2d. Provide a measure(s) of the program's efficiency.**

The process of ordering and distributing office supplies is centralized in the storeroom. This has not only saved money, but has made it much more efficient for the divisions. Also, five employees located in the field were assigned fleet vehicles that previously were being reimbursed at the standard mileage rate or renting a vehicle. This increased the use of these cars, while decreasing mileage paid to employees.

**3. Provide actual expenditures for the prior three fiscal years and planned expenditures for the current fiscal year. (Note: Amounts do not include fringe benefit costs.)**



**4. What are the sources of the "Other " funds?**

**5. What is the authorization for this program, i.e., federal or state statute, etc.? (Include the federal program number, if applicable.)**

Financial and Procurement authority is derived from Chapter 33 and 34, revised statutes, and the agreements entered into between this office and the Office of Administration.

**6. Are there federal matching requirements? If yes, please explain.**

No

**7. Is this a federally mandated program? If yes, please explain.**

No

**PROGRAM DESCRIPTION**

**Department** Secretary of State \_\_\_\_\_

**HB Section(s):** \_\_\_\_\_ 12.055

**Program Name** Executive Services \_\_\_\_\_

**Program is found in the following core budget(s):** Operating Core

**1a. What strategic priority does this program address?**

The priority entails the effective oversight of services and programs to customers and clients, as well as the communication of the mission and scope of the Secretary of State's Office.

**1b. What does this program do?**

This core request is to maintain the current level of executive support for all divisions within the Office of the Secretary of State. This core request represents resources for the continued operation of agency programs and the production coordination of the various divisions. The Executive Staff included in this request are responsible for the development of policies and procedures and direction for implementation. This includes staff members in the Office of the General Counsel, which is responsible for representing the Office in legal matters and responding to open records requests. The Communications Division is responsible for public outreach, media relations, social media communication and monitoring and promotion of programs and services. Capitol office employees respond to constituent questions by phone, email, and in person. Capitol staff also work with legislators on proposed legislation.

**2a. Provide an activity measure(s) for the program.**

Staff in Executive Services support employees in all divisions of the office, make policy recommendations, respond to open records requests, respond to inquiries from constituents and media and perform daily operations in both the Kirkpatrick Building and the Capitol office. The Office of General Counsel provides legal advice to all divisions, defends the SOS in lawsuits, and coordinates with the Attorney General's Office on litigation matters.

**2b. Provide a measure(s) of the program's quality.**

Open records requests are responded to within the time allotted by law. Constituent and media inquiries are consistently handled in a timely manner. Legislative staff have had success obtaining passage of certain priorities. The Office of General Counsel ensures the office complies with all statutory requirements.

**2c. Provide a measure(s) of the program's impact.**

Information is freely available to constituents, media and other interested parties who make such requests as the office prioritizes transparency.

**PROGRAM DESCRIPTION**

**Department** Secretary of State

**HB Section(s):** 12.055

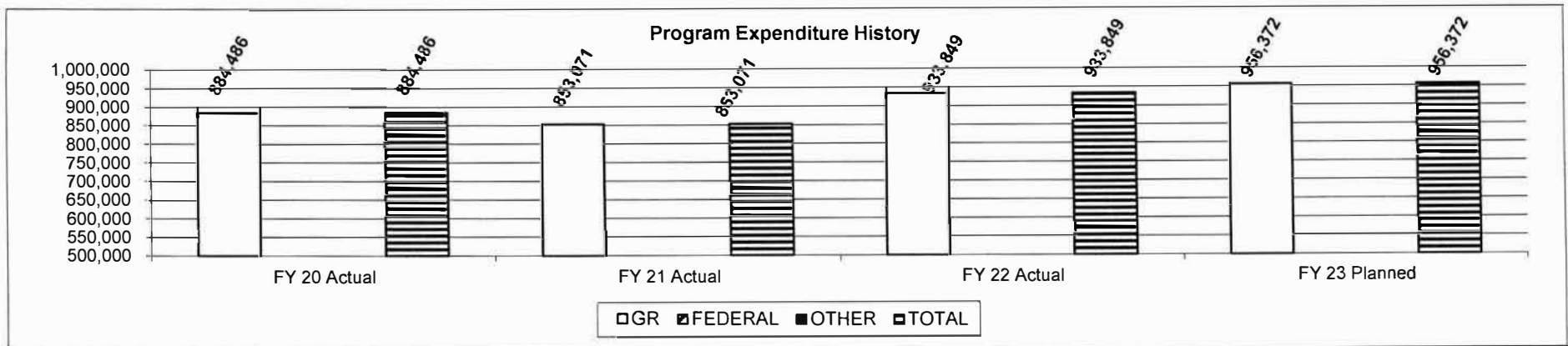
**Program Name** Executive Services

**Program is found in the following core budget(s):** Operating Core

**2d. Provide a measure(s) of the program's efficiency.**

Inquiries are consistently handled in a timely fashion and open records requests are responded to in a timely manner as required by law.

**3. Provide actual expenditures for the prior three fiscal years and planned expenditures for the current fiscal year. (Note: Amounts do not include fringe benefit costs.)**



**4. What are the sources of the "Other " funds?**

**5. What is the authorization for this program, i.e., federal or state statute, etc.? (Include the federal program number, if applicable.)**

State

**6. Are there federal matching requirements? If yes, please explain.**

No

**7. Is this a federally mandated program? If yes, please explain.**

No

**PROGRAM DESCRIPTION**

**Department** Secretary of State

**HB Section(s):** 12.055

**Program Name** Elections

**Program is found in the following core budget(s):** Operating Core

**1a. What strategic priority does this program address?**

To better serve and inform current and potential Missouri voters and local election officials.

**1b. What does this program do?**

The Secretary of State's Elections Division offers a myriad of services to both elected officials as well as the public. Specific Elections related tasks include preparing for and assisting local election authorities (LEAs) in conducting fair and efficient elections; planning for elections and statewide ballot issues including special elections and issues submitted to the people through initiative petitions, referendums, and joint resolutions passed by the legislature; reporting, counting and certifying election results; and ensuring the requirements of the Help America Vote Act of 2002 are met. In addition to ensuring Missouri elections run smoothly, the Elections Division also serves as a resource to Missouri's 116 LEAs as well as the general public. In this role, the Division seeks to provide quality customer service by delivering responsive and timely services to meet increasing demand for answers to elections related questions from LEAs, elected officials, and the public; and maintaining statutory compliance in providing services to state and to local governments while also helping to educate the public about the elections process through the publishing of various informative elections materials and regional and statewide meetings with LEAs to ensure that all remain up-to-date on current election laws. Lastly, the Division is constantly looking for methods to enhance information access, utilizing the SOS website to inform voters as well as provide methods for voters to follow election results on Election Night.

**2a. Provide an activity measure(s) for the program.**

The Office of the Secretary of State mailed the following number of voter registration applications by calendar year:

2013 - 118,112, 2014 - 198,997, 2015 - 159,238, 2016 - 384,672, 2017 - 86,942, 2018 - 184,837 2019 - 95,724 2020 - 230,916, 2022 - 121,377

During the 2020-2022 petition cycle, 89 petitions were filed with the SOS office. Two petitions with signatures were submitted to the SOS office.

**2b. Provide a measure(s) of the program's quality.**

The number of registered voters and voter registration applications fluctuates from year to year. As of May 2, 2022 there were 4,204,981 registered voters in the state.

In 2018, Missouri became a member of the Electronic Registration Information Center (ERIC). NCOA reports are incorporated in this membership. Additionally, Missouri will conduct outreach to eligible but unregistered voters. This eligible but unregistered mailer was sent to Missourians who currently have a state issued driver license but are not currently registered to vote. In the initial outreach mailer, nearly 800,000 were sent to Missouri citizens who may need to update their registration information or register to vote. In September 2020, over 181,000 additional mailers were sent to Missourians who had a driver license and were not registered to vote. In September, 2022, our office will send out this mailer to approximately 180,000 eligible but unregistered Missourians.

**PROGRAM DESCRIPTION**

**Department** Secretary of State

**HB Section(s):** 12.055

**Program Name** Elections

**Program is found in the following core budget(s):** Operating Core

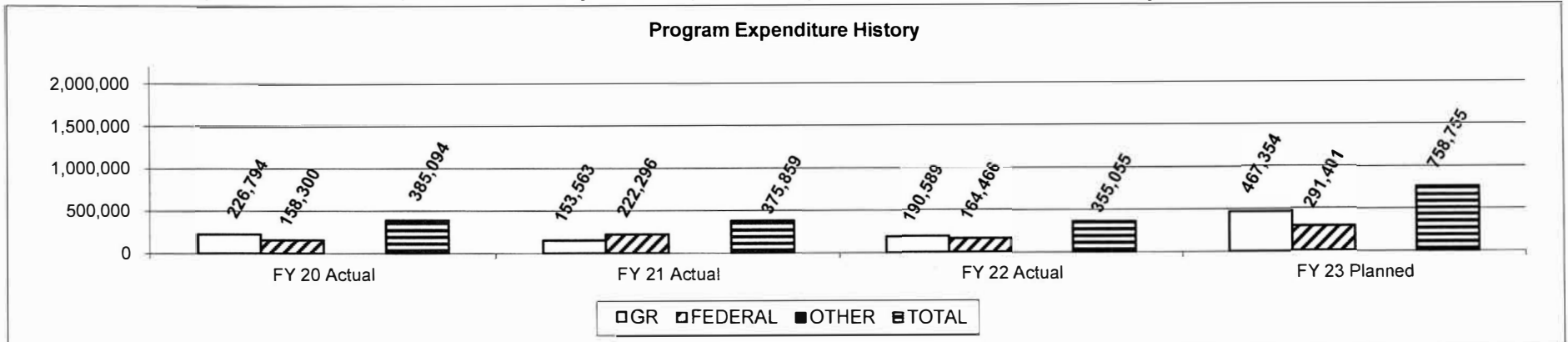
**2c. Provide a measure(s) of the program's impact.**

An adequate supply of voter registration applications are available from this office to fulfill a request the same day or within 2 4hours.

**2d. Provide a measure(s) of the program's efficiency.**

An adequate supply of voter registration applications are available from this office to fulfill a request the same day or within 2 4hours.  
116 local election authorities/election boards and thousands of prospective registered voters and callers requesting information can be assisted.

**3. Provide actual expenditures for the prior three fiscal years and planned expenditures for the current fiscal year.**



**4. What are the sources of the "Other " funds?**

**5. What is the authorization for this program, i.e., federal or state statute, etc.? (Include the federal program number, if applicable.)**

Chapters 115 and 116 of the Missouri Revised Statutes, federal law, including the National Voter Registration Act and the Help America Vote Act.

**6. Are there federal matching requirements? If yes, please explain.**

No

**7. Is this a federally mandated program? If yes, please explain.**

No

**PROGRAM DESCRIPTION**

**Department** Secretary of State

**HB Section(s):** 12.055

**Program Name** Records and Archives

**Program is found in the following core budget(s):** Operating Core

**1a. What strategic priority does this program address?**

The Missouri State Archives is the official repository for state records of permanent and historical value. Its mission is to foster an appreciation of Missouri history by preserving and making available the state's records to its citizens and their government. The Records Management and Local Records Divisions assist government agencies in meeting these preservation and access goals.

**1b. What does this program do?**

The Records and Archives Division is comprised of the following three divisions:

Archives: The Missouri State Archives is the official repository for Missouri's records of permanent historical value. Among its holdings are land records from Missouri's colonial, territorial and early statehood periods; the state constitutions; the Journals of the Missouri House and Senate; Supreme Court of Missouri case files; State Appeals Court case files; Circuit and Probate Court case files; and records for Missouri counties. The Missouri State Archives identifies, collects, preserves and makes available to government officials, historians, students, family historians and other researchers the historically significant records of Missouri.

Records Management: Records Management directs the efficient and effective management of the official records of state government agencies by: establishing standards, procedures, and techniques for the management of records; developing schedules for the retention of records of continuing value; prompt and orderly destruction of records no longer possessing sufficient value to warrant future retention; and operating the State Records Center to provide secure cost-effective storage of paper records during retention. The program also evaluates the cost efficiency of microfilm and electronic records technologies and provides imaging, microfilming and microfilm storage services to state and local agencies.

Local Records: Through consultations, inventories, records processing projects and a competitive grant program, Local Records works with public officials to preserve the permanent and historically significant records of their offices. In addition, the program provides professional guidance on managing current records; everything from proper housing and storage of records to final disposition through the implementation of Local Records generated retention schedules.

**2a. Provide an activity measure(s) for the program.**

Archives: In FY22, the Missouri State Archives responded to 14,821 information requests. Of these, 2,880 were first-time customers. The Archives website had 14,344,834 hits in FY22.

Records Management:

	FY19	FY20	FY21	FY22	FY23 Projected
Images Microfilmed	2,698,730	2,698,730	2,266,560	1,746,000	2,106,148
Images Scanned	3,244,728	2,791,580	5,815,226	9,325,710	9,892,847
Records Center retrievals/filings	78,007	55,579	53,540	56,759	59,769

Local Records:

Records Processed (cu. ft.)	189	237	186	214	190
Database Entries	19,942	42,091	36,873	40,040	35,000
Miles Traveled	96,026	78,494	76,779	93,481	93,000
Records Projects	92	59	60	76	80
Conservation Lab Projects	61	70	45	90	65

**PROGRAM DESCRIPTION**

**Department** Secretary of State  
**Program Name** Records and Archives  
**Program is found in the following core budget(s):** Operating Core

**HB Section(s):** 12.055

**2b. Provide a measure(s) of the program's quality.**

In FY22 the Missouri State Archives website received 14,344,834 hits.

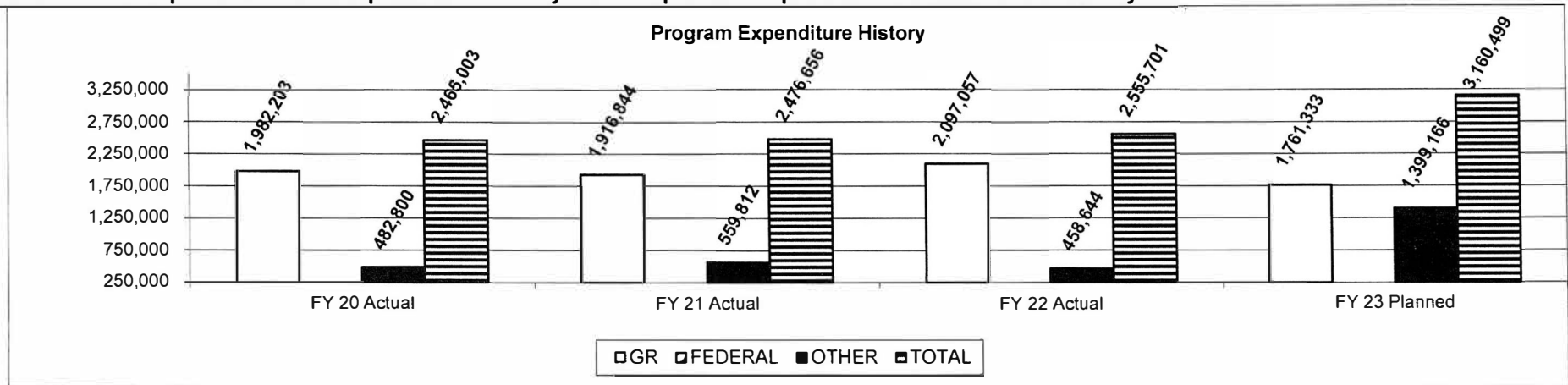
**2c. Provide a measure(s) of the program's impact.**

The Missouri State Archives has been recognized by Family Tree Magazine for 19 consecutive years because of the no-cost easy access to records provided by the Missouri State Archives' website.

**2d. Provide a measure(s) of the program's efficiency.**

Record Center Annex Storage Costs per square foot \$5.55 (Boxes are also stored 14 shelves high at the Record Center Annex)  
 Leased Office Space Storage Costs per square foot \$11.92

**3. Provide actual expenditures for the prior three fiscal years and planned expenditures for the current fiscal year.**



**4. What are the sources of the "Other " funds?**

Local Records Preservation Fund (0577)

**5. What is the authorization for this program, i.e., federal or state statute, etc.? (Include the federal program number, if applicable.)**

Records and Archives--RSMo 109; Local Records funding--RSMo 59.319 (3)

**6. Are there federal matching requirements? If yes, please explain.**

No

**7. Is this a federally mandated program? If yes, please explain.**

No

**PROGRAM DESCRIPTION**

**Department** Secretary of State

**HB Section(s):** 12.055

**Program Name** Administrative Rules

**Program is found in the following core budget(s):** Operating Core

**1a. What strategic priority does this program address?**

Meeting the Constitutional mandate of Article IV, Section 16 in respect to duties relating to the filing of administrative rules and regulations.

**1b. What does this program do?**

Administrative Rules accepts, edits, and publishes proposed rulemakings in *the Missouri Register* and the *Code of State Regulations* for the 191 state agencies/entities that promulgate rules. Rules or regulations have the force and effect of law and serve to implement and interpret the laws passed by the General Assembly and signed by the governor. Administrative Rules publishes rules material three times per month which includes two internet publications of the *Missouri Register* and one internet publication of the *Code of State Regulations*. Administrative Rules also post emergency rulemakings to our website and sends out an email notification within three business days of receiving them. Additionally, Administrative Rules provides rulemaking classes for state agencies that promulgate state rules.

**2a. Provide an activity measure(s) for the program.**

For the 2022 Fiscal Year, the Administrative Rules processed the following:

- 72 - Emergency Rules
- 491 - Proposed rules
- 436 - Orders of Rulemaking
- 39 - In Additions
- 305 - Dissolutions and other filings
- 9 - Executive Orders

A total of 1,352 filings were published. 2,192 pages of the *Missouri Register* and 3,750 pages of Code were published.

**2b. Provide a measure(s) of the program's quality.**

Administrative Rules also assists agencies/entities on rulemaking through several features on the SOS homepage which allows state agencies to download current rules in MS Word for use in amending current rules; providing fillable rulemaking forms/templates on-line; permitting agencies to email electronic copies of proposed rules text changes to SOS Administrative Rules; and providing a timeline calculator to assist agencies in calculating key dates for rulemaking. The division also answers questions from agencies and the public regarding how rules are filed. The division further has published and maintains an updated rulemaking manual containing uniform standards and procedures called *Missouri State Rulemaking Manual*. Administrative Rules staff also assists agencies and the public in researching prior versions of a rule to accurately represent its history in legal proceedings. Additionally, Administrative Rules offers classes to any agency/entity in how to prepare and make rule filings. Administrative Rules also had a webpage for terminated and suspended rules.

**PROGRAM DESCRIPTION**

**Department** Secretary of State

**HB Section(s):** \_\_\_\_\_ 12.055

**Program Name** Administrative Rules

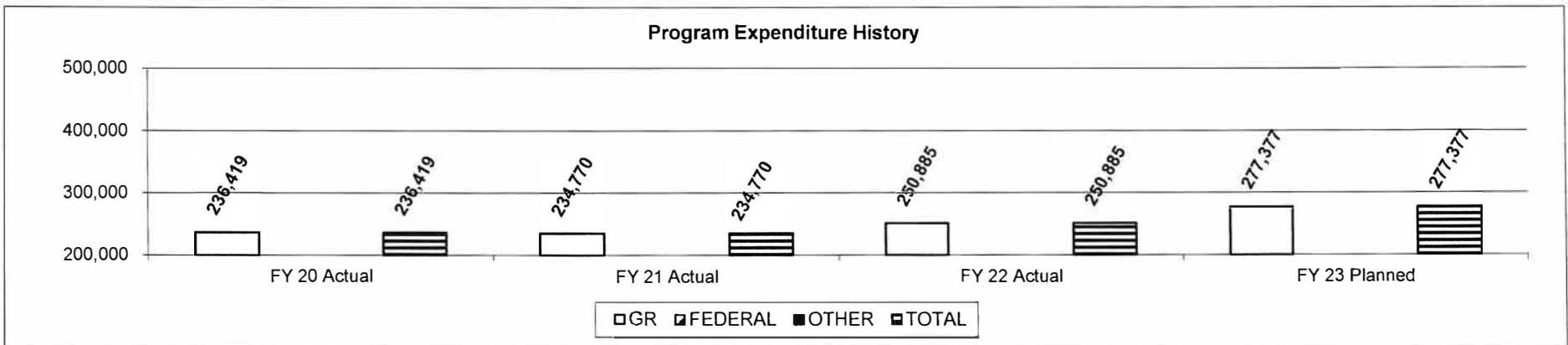
**Program is found in the following core budget(s):** Operating Core

**2c. Provide a measure(s) of the program's impact.**

**2d. Provide a measure(s) of the program's efficiency.**

The above was accomplished without adding additional staff. Staff continued to meet deadlines and accomplish all duties.

**3. Provide actual expenditures for the prior three fiscal years and planned expenditures for the current fiscal year. (Note: Amounts do not include fringe benefit costs.)**



**4. What are the sources of the "Other " funds?**

**5. What is the authorization for this program, i.e., federal or state statute, etc.? (Include the federal program number, if applicable.)**

Chapter 536 of the Missouri Revised Statutes

**6. Are there federal matching requirements? If yes, please explain.**

No

**7. Is this a federally mandated program? If yes, please explain.**

No

**PROGRAM DESCRIPTION**

**Department** Secretary of State  
**Program Name** Securities Division  
**Program is found in the following core budget(s):** Operating Core

**HB Section(s):** 12.055

**1a. What strategic priority does this program address?**

The Securities Division implements the Missouri Securities Act of 2003, which seeks to protect Missouri investors and stop unlawful securities conduct in the state. Investor protection includes the registration of securities products, investment firms, and individuals, as well as investor education, which seeks to increase public awareness of investment risks and the prevention of harm to the public. The Division seeks compliance with securities laws by conducting examinations of broker dealers, investment advisors, and individuals. Potential violations are investigated and when appropriate, enforcement actions are initiated, with a focus on restitution for aggrieved investors and the termination of unlawful conduct.

**1b. What does this program do?**

The Securities Division seeks to protect Missouri investors from fraud and other unlawful conduct. It is organized into three sections: *Investor Education*, seeking to prevent and reduce investor harm by educating investors about the risks of investing, which includes the Vulnerable Citizens Services Unit; *Registration*, seeking to ensure that investment professionals are qualified and compliant with securities statutes and regulations and fostering capital formation through the review of securities offerings; and *Enforcement*, acting on complaints, tips and referrals, conducting investigations and initiating actions to remedy violations. Enforcement includes formal and informal investigations, issuance of subpoenas, issuance of administrative orders prohibiting violations, the commencement of civil actions in circuit court, and referrals of criminal matters to state and federal prosecutors, with an emphasis on restitution for aggrieved investors and the cessation of unlawful conduct. The Securities Division is also responsible for Family Trust Company filings.

**2a. Provide an activity measure(s) for the program.**

Activity measures for a securities compliance and enforcement program are reflected in the many ways the Securities Division interacts with the public. See below charts for several measurable compilations of the Division's operations and engagement with the public and the financial services industries operating within the state. Additionally, the Division, during 2019, participated in 88 investor protection and education outreach events throughout the state.

	CY 2018	CY 2019	CY 2020	CY 2021
Registered securities sellers/advisers				
- Broker-dealers	1,532	1,524	1,484	1,525
- Broker-dealer agents	152,153	156,235	161,814	172,110
- Investment advisers-registered	398	391	388	404
- Federal Advisers-notice filed	1,429	1,504	1,478	1,581
- Investment adviser representatives	11,566	12,376	12,256	12,257
Registered securities offerings	39	18	19	55
Federal covered securities notice-filings	3,158	2,344	3,160	4,307
State exemption notice-filings	19	24	15	12

**PROGRAM DESCRIPTION**

**Department** Secretary of State  
**Program Name** Securities Division  
**Program is found in the following core budget(s):** Operating Core

**HB Section(s):** 12.055

	CY 2018	CY 2019	CY 2020	CY 2021
Enforcement investigations opened	74	54	52	58
Broker Dealer Investment Advisor examinations/audits	51	51	31	50
Administrative enforcement orders	44	27	24	16
Prison sentences ordered from Securities Referrals	51 years & 1 year probation	16 years 6 months & 3 years probation	7 years 6 months	15 years 6 months
Victim restitution orders	18	13	6	7
Amount of restitution ordered	\$6,002,216.47	\$8,518,246.41	\$1,357,761.62	\$2,051,854.00

**2b. Provide a measure(s) of the program's quality.**

The Securities Division serves the citizens of Missouri on a responsive basis and a specific measure of quality is not discernible. Specific efforts to improve the service quality of the Division include formation of the Vulnerable Citizens Services Unit in 2017 and increased participation in investor outreach programs. See above chart for additional measures of the services provided by the Division.

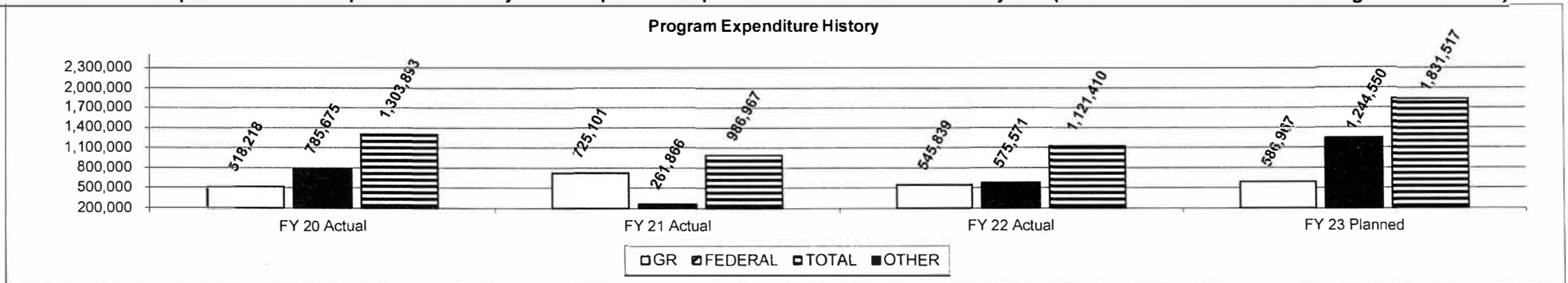
**2c. Provide a measure(s) of the program's impact.**

The Securities Division serves the citizens of Missouri on a responsive basis and a specific measure of impact is not discernible; some measures of the Division's impact can be seen in the above chart. Impact derives from the orders of restitution issued and the funds ordered to be returned to aggrieved investors. The Division investigates all complaints received from the public regarding alleged violations of the Missouri Securities Act.

**2d. Provide a measure(s) of the program's efficiency.**

The Securities Division serves the citizens of Missouri on a responsive basis and a specific measure of efficiency is not discernible. Efficiencies have been achieved in various ways, including ongoing cross training and the realignment of job responsibilities, while enhancing investor protection and education efforts.

**3. Provide actual expenditures for the prior three fiscal years and planned expenditures for the current fiscal year. *Note: Amounts do not include fringe benefit costs.***



PROGRAM DESCRIPTION

Department Secretary of State

HB Section(s): 12.055

Program Name Securities Division

Program is found in the following core budget(s): Operating Core

**4. What are the sources of the "Other " funds?**

Investor Education and Protection Fund (0829)

**5. What is the authorization for this program, i.e., federal or state statute, etc.? (Include the federal program number, if applicable.)**

The Statutes under Regulation of Securities, Chapter 409, RSMo:  
Fraudulent and Other Prohibited Practices Section 409.107 et seq., RSMo, Missouri Takeover Bid Disclosure Act, Section 409.500 et seq., RSMo, Senior Savings Protection Act, Section 409.600 et seq., RSMo, Commodities, Regulation, 409.800 et seq., RSMo, Investments by Fiduciaries and Employee Retirement System, Section 409.950, Regulation of Business Opportunities, Section 409.1000, RSMo, and Missouri Securities Act of 2003, Section 409.1-101 et seq., RSMo, Family Trust Company Act, Section 362.1010 et seq., RSMo.

**6. Are there federal matching requirements? If yes, please explain.**

No

**7. Is this a federally mandated program? If yes, please explain.**

No

**PROGRAM DESCRIPTION**

**Department** Secretary of State

**HB Section(s):** 12.055

**Program Name** Business Services

**Program is found in the following core budget(s):** Operating Core

**1a. What strategic priority does this program address?**

Meeting the Constitutional mandate of Article IV Section 14 in respect to duties relating to corporations, attesting to acts of the governor and keeper of the "Great Seal of the State of Missouri". Providing third party services for those who are making and engaging in economic decisions.

**1b. What does this program do?**

The Business Services Division is comprised of four units: Notaries and Commissions, Corporations, Uniform Commercial Code and Safe at Home. The division oversees filing offices in Jefferson City, St. Louis, Kansas City and Springfield.

Commissions is responsible for receiving, filing and maintaining notary applications; documenting and providing certificates to gubernatorial appointees; processing certifications and apostilles for international documents; and handling foreign extraditions. Missouri has about 73,500 commissioned notaries.

Corporations is responsible for maintaining, receiving, and filing all corporate filings that are required by law for over 1,255,648 entities. In addition, Corporations handles service of process and filing and maintaining trademark and service mark registrations. Corporation's customers can access business records and images anytime through the Secretary of State's website.

Uniform Commercial Code is responsible for receiving, filing and maintaining notice filings for secured transactions as required by law.

The Safe at Home Program is an address confidentiality program which provides survivors of sexual assault, rape, stalking, human trafficking, domestic violence, or other crimes a substitute mailing address to use on new records they create with government agencies and the courts.

Each unit is responsible for answering customer inquiries timely and accurately whether by phone, in person, or through correspondence with the office.

**2a. Provide an activity measure(s) for the program.**

A Business Services portal provides customers the ability to file corporation documents online, some with an instant response. Business Services tracks paper filing and electronic submissions. Business Services tracks notaries who utilize an online portal or paper to submit filings. Business Services tracks the number of authentications processed and in person visits by our customers in all four offices.

**2b. Provide a measure(s) of the program's quality.**

The Business Services Division measures the quality of work through customer compliments and comments.

**PROGRAM DESCRIPTION**

**Department** Secretary of State \_\_\_\_\_

**HB Section(s):** \_\_\_\_\_ 12.055

**Program Name** Business Services \_\_\_\_\_

**Program is found in the following core budget(s):** Operating Core

**2c. Provide a measure(s) of the program's impact.**

Safe at Home has served over 7,800 participants since its inception in 2007. Each year the program continues to grow. In FY2022, the active participants (men, women and children) in the program were 3,079 and 896 new participants were served - an average of 75 new participants per month. Business Services' customers can call the toll free 800 number, email or utilize the business portal website for filing, or present documents in person at one of our four offices, three of which are located in the largest cities in Missouri.

Business Services Division Walk-Ins FY2022						Commissions Authentications/Apostilles FY2022					
Location	City	St. Louis	Kansas City	Springfield	Total	Location	City	St. Louis	Kansas City	Springfield	Total
AVG Month	473	728	298	201	425	Total	7,790	8,151	2,788	2,236	18,963
Year Total	5,670	8,797	3,580	2,414	20,461						

**2d. Provide a measure(s) of the program's efficiency.**

Notary Filings FY2022		
Online Filings	Paper Filings	Total
21,362	5,590	26,952
79%	21%	

Corporation Filings FY2022		
Online Filings	Paper Filings	Total
389,521	70,831	460,352
85%	15%	

UCC Filings FY2022		
Online Filings	Paper Filings	Total
167,588	11,871	179,459
93%	7%	

**PROGRAM DESCRIPTION**

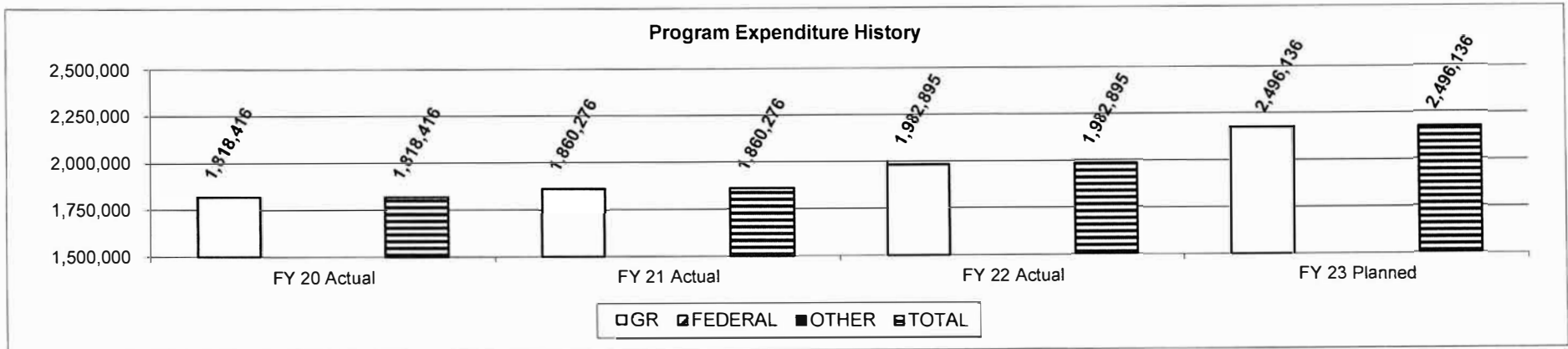
**Department** Secretary of State \_\_\_\_\_

**HB Section(s):** \_\_\_\_\_ 12.055

**Program Name** Business Services \_\_\_\_\_

**Program is found in the following core budget(s):** Operating Core \_\_\_\_\_

**3. Provide actual expenditures for the prior three fiscal years and planned expenditures for the current fiscal year. (Note: Amounts do not include fringe benefit costs.)**



**4. What are the sources of the "Other " funds?**

**5. What is the authorization for this program, i.e., federal or state statute, etc.? (Include the federal program number, if applicable.)**

Missouri Statutes 28, 274, 347, 349, 351, 352, 354, 355, 356, 357, 358, 359, 362, 375, 380, 388, 394, 400, 417, 486, 506 and 589

**6. Are there federal matching requirements? If yes, please explain.**

No

**7. Is this a federally mandated program? If yes, please explain.**

No

**PROGRAM DESCRIPTION**

**Department** Secretary of State \_\_\_\_\_

**HB Section(s):** \_\_\_\_\_ 12.055

**Program Name** Information Technology Division \_\_\_\_\_

**Program is found in the following core budget(s):** Operating Core

**1a. What strategic priority does this program address?**

To support every division within the Secretary of State (SOS) and to accomplish the key missions for technology and infrastructure in information automation, protection, maintenance, technology, advancements and cyber security. The SOS monitors all its systems for any malicious activity and works daily to keep its systems secure. Additionally, the Department of Homeland Security has denoted elections systems as critical infrastructure.

**1b. What does this program do?**

The SOS Information Technology Division provides a full range of information systems management services to all sections of the office. Specific network infrastructure services provided to the SOS include basic help desk support; desktop, notebook and other computer peripheral installation, maintenance and management; printer installation management and maintenance; network design, installation, management and security, including routers, switches, firewalls and intrusion detection systems; and server installation, administration and management. Specific information system management services provided to the SOS include information system and business process analysis and design; information system development and maintenance; project management; and recovery and business continuity planning.

**2a. Provide an activity measure(s) for the program.**

The following measures have been identified as important in determining, managing and improving the overall activity.

	<b>Actual</b>
Average Service Request Ticket Volume	94/month
Number of Completed Projects/Initiatives	12
Office of Secretary of State Staff Served	Approx. 208
Local Elections Authorities and Staff Served	823

**2b. Provide a measure(s) of the program's quality.**

The following measures have been identified as important in determining, managing and improving the overall quality.

	<b>Actual</b>
Network Availability (Avg)	98.25%
Application Availability (Avg)	98.00%

**2c. Provide a measure(s) of the program's impact.**

The SOS IT Division supports all SOS staff as well as the local election authorities and their staff in each county. Additionally, the SOS IT Division indirectly supports the hundreds of thousands of citizens that interact with the other SOS divisions through their various online applications and services.

**PROGRAM DESCRIPTION**

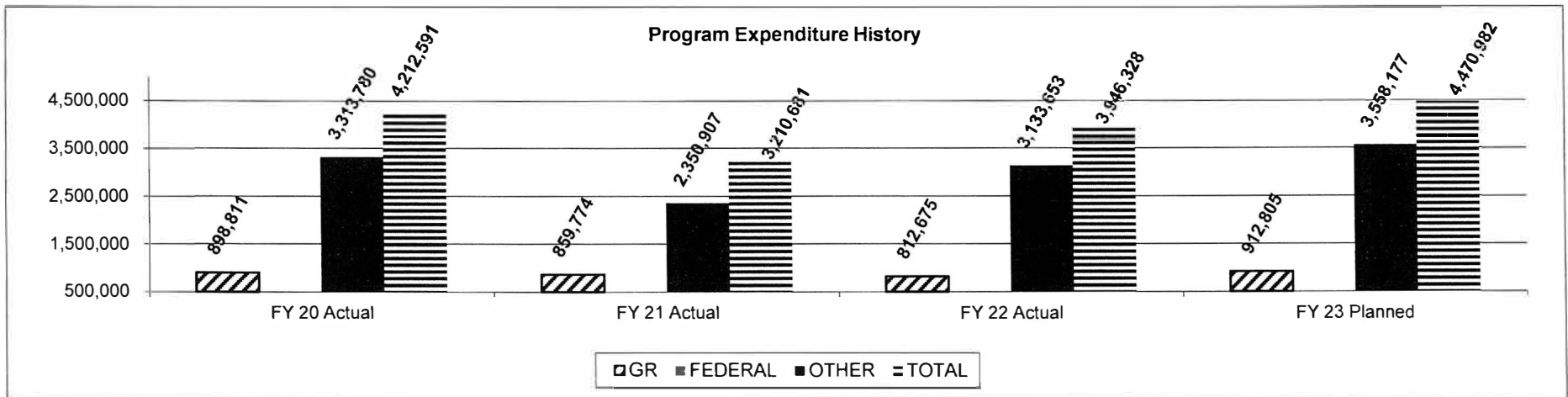
**Department** Secretary of State

**HB Section(s):** 12 0 5 5

**Program Name** Information Technology Division

**Program is found in the following core budget(s):** Operating Core

**2d. Provide a measure(s) of the program's efficiency.**



**4. What are the sources of the "Other " funds?**

Secretary of State Technology Trust Fund (0266)

**5. What is the authorization for this program, i.e., federal or state statute, etc.? (Include the federal program number, if applicable.)**

Missouri Revised Statute 28.160

**6. Are there federal matching requirements? If yes, please explain.**

No

**7. Is this a federally mandated program? If yes, please explain.**

No

**PROGRAM DESCRIPTION**

**Department:** Secretary of State

**HB Section(s):** 12.055

**Program Name:** Library Services

**Program is found in the following core budget(s):** Operating Core

**1a. What strategic priority does this program address?**

The State Library works to improve library service throughout Missouri and for state government. It provides leadership and expertise in library and information services, promotes the establishment and development of stronger libraries, and maintains library service to the legislature and the executive branch agencies as well as other state and local governments.

**1b. What does this program do?**

**Reference Services**

The Reference Services Division of the Missouri State Library provides research services to Missouri state government employees, executive branch agencies, and members of the Missouri General Assembly. Resources used to provide these services include searchable collections of digital journals, newspapers, eBooks and audiobooks, as well as print books, journals, and federal and state government publications. Reference Services also provides training to Missouri state government employees on the division's resources and useful workplace topics, publishes a monthly newsletter, maintains a digital library of Missouri state government publications, and contributes to MOBIUS, a statewide library consortium. Also, as a member of a global partnership of libraries and research institutions, Reference Services borrows materials for state employees from institutions across the world to help them serve Missouri's citizens.

**Library Development**

The Library Development Division of the Missouri State Library distributes state aid, federal and private grant funds and provides literacy and technical assistance, training and continuing education, and administrative guidance to local libraries. These programs strengthen and expand the quality and availability of library services appropriate to meet the educational, cultural, workforce, personal and social development needs of Missourians, particularly persons with difficulty using the library, those in underserved rural and urban areas, and those with limited functional literacy or information skills. Particular focus is given to assisting libraries in expanding early literacy activities to ensure children have the skills they need to learn to read; in providing summer reading programs to ensure children retain their reading skills over the summer; in implementing and expanding workforce development, small business and entrepreneurial services; resource sharing among libraries so that all library users can make use of materials in any library in the state; and technology assistance for the equipment and internet access needed to access information, support

**2a. Provide an activity measure(s) for the program.**

**Reference Services Statistics in FY22**

**3,955:** Number of State Library Cardholders

**59,562:** Visits to Reference Services' web pages

**93,076:** Database Uses

**427:** The number of new subscribers to the division's monthly newsletter, *Beyond the Stacks*.

**PROGRAM DESCRIPTION**

**Department:** Secretary of State

**HB Section(s):** 12.055

**Program Name:** Library Services

**Program is found in the following core budget(s):** Operating Core

**Library Development statistics**

**State Aid to Public Libraries**

Eligible library districts, per FY  
Population of library districts  
State Aid funds distributed

	<b>FY2019</b>	<b>FY2020</b>	<b>FY2021</b>	<b>FY2022</b>
Eligible library districts, per FY	159	160	160	159
Population of library districts	5,460,313	5,457,118	5,462,497	5,460,313
State Aid funds distributed	\$2,323,776	\$3,504,001	\$3,504,001	\$3,504,001

**2b. Provide a measure(s) of the program's quality.**

**Reference Services Statistics**

Reference Services maintains an emphasis on instructing state government employees in the effective use of the digital research tools provided by the division, such as journal articles, eBooks and audiobooks, reports and data, as well as freely available tools, crucial to the work these employees do for Missourians.

**Customer Satisfaction from Reference Services' Webinars & Trainings**

**456:** The number of state employees who attended the **14** webinars Reference Services provided in FY22.

**86%:** The percentage of Missouri state agency divisions that had employees attend Reference Services webinars. State employees who attended these webinars were from the Department of Transportation, Department of Social Services, Department of Natural Resources, Department of Mental Health, Secretary of State, Department of Corrections, Department of Health and Senior Services, Department of Elementary and Secondary Education, Department of Labor and Industrial Relations, Courts, Department of Conservation, Office of Administration, Department of Public Safety, Missouri State Public Defenders, Department of Agriculture, Department of Economic Development, Department of Revenue, Missouri Consolidated Health Care, the Public Service Commission, Department of Commerce and Insurance, and the Department of Higher Education and Workforce Development, as well as the offices of the Senate, House of Representatives, and Lt. Governor.

**96%:** The percent of webinar attendees surveyed who agreed or strongly agreed the class instructor's presentation was effective.

**Library Development**

Training sessions  
Attendance

	<b>FY2019</b>	<b>FY2020</b>	<b>FY2021</b>	<b>FY2022</b>
Training sessions	130	187	203	277
Attendance	2,932	69,270	25,371	18,442

**\*There was a large increase in FY2020 as library staff made expanded and online training opportunities during the early stages of the pandemic.**

Library staff give consistently high ratings to training provided, whether in person or online.

The independent evaluators of Missouri's Library Services and Technology Act (LSTA) FY2013-2017 found that "training efforts are closely tied to needs and to specific initiatives. This fact, in turn, helps to ensure the success of the State's substantial sub-grant activity. The evaluators also find ample evidence that suggests that participants in training have internalized what they have learned and that they are using it on an ongoing basis."

**PROGRAM DESCRIPTION**

**Department:** Secretary of State

**HB Section(s):** 12.055

**Program Name:** Library Services

**Program is found in the following core budget(s):** Operating Core

**2c. Provide a measure(s) of the program's impact.**

**Reference Services FY22 Statistics**

**598,979:** Hits for Governor's Executive Orders the Secretary of State's website, managed by Reference Services staff.

**745:** Questions answered by staff from state employees, library staff, and the general public.

**2,309:** Number of physical items checked out to state employees, Missouri libraries, Missouri citizens, and more.

**3,156:** Digital state government documents added for a total of approximately **13,220** digital state government documents in the Internet Archive online repository (<https://archive.org/details/missouristatepublications>).

**Library Development**

***Federal Grants Awarded***

Grantees are required to report impact of their individual projects, and describe how services are improved through acquisition of up-to-date technology or programs to reach populations with difficulty using libraries due to transportation or other barriers.

<b>Federal Grants Awarded</b>	<b>2019</b>	<b>2020</b>	<b>2021</b>	<b>2022</b>
	188	194	220	197

***Resource Sharing Statistics***

Loans filled and requested by Missouri public libraries. Requests could be filled by libraries of all types in Missouri and beyond. Includes loans requested and filled as reported on the Public Library Survey.

<b>Interlibrary Loans</b>	<b>FY2019</b>	<b>FY2020</b>	<b>FY2021</b>
Requested/Received	560,753	526,171	539,035
Filled/Provided	531,518	489,044	508,874

**2d. Provide a measure(s) of the program's efficiency.**

**Reference Services Statistics**

***Interlibrary Loan***

**924:** Number of interlibrary loan requests handled by Reference Services in FY22. The nature of the material is specifically used for research that assists state government employees in the performance of their jobs in serving Missouri's citizens. Research is often on timely issues such as offender rehabilitation, natural resources, and mental and physical health. Materials are delivered to patrons through interagency mail or, in the case of scholarly articles, directly to their desktops for download.

**110:** Number of items in Reference Services' collections loaned to patrons of other libraries and research institutions.

**25:** Average number of clock hours for Reference staff to supply an interlibrary material request from another library or research institution. Institutions that filled requests for Reference Services' patrons averaged a 66-hour turnaround time.

**PROGRAM DESCRIPTION**

**Department:** Secretary of State

**HB Section(s):** 12.055

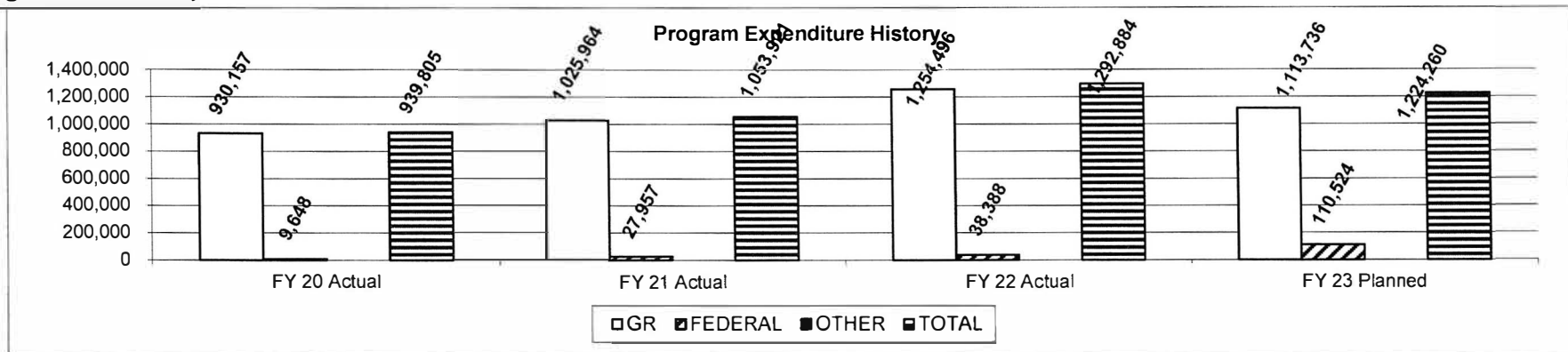
**Program Name:** Library Services

**Program is found in the following core budget(s):** Operating Core

**Library Development**

The independent evaluator of Missouri's Library Services and Technology ACT (LSTA) FY2013-2017 Plan stated: "In the opinion of the evaluators, the Missouri State Library has, using the measure of leveraging a small amount of money to accomplish major results by strategically deploying funds, accomplished a great deal by very methodically and effectively carrying out the specific goals contained in its five-year LSTA Plan for 2013 – 2017. In the evaluators' considerable experience, few, if any, states have been as diligent in the implementation of their five-year plans. Furthermore, having worked with several dozen states on LSTA evaluations over the course of more than a decade, in our opinion, Missouri is exemplary in its management of a large and complex sub-grant program. The Missouri State Library has done what it said it would do in its five-year Plan and the state library agency's tracking of the outcome targets contained in the Plan is second to none."

**3. Provide actual expenditures for the prior three fiscal years and planned expenditures for the current fiscal year. (Note: Amounts do not include fringe benefit costs.)**



**4. What are the sources of the "Other " funds?**

**5. What is the authorization for this program, i.e., federal or state statute, etc.? (Include the federal program number, if applicable.)**

RSMo Ch181; Mo Constitution, Article X, Section 10. Library Services and Technology Act; Public Law 104-298, as amended.

**6. Are there federal matching requirements? If yes, please explain.**

Expenditures made from this appropriation are used to meet the 34% match required on the grants received from the Institute of Museum and Library Services (IMLS).

**7. Is this a federally mandated program? If yes, please explain.**

No

**PROGRAM DESCRIPTION**

**Department** Secretary of State

**HB Section(s):** 12.055

**Program Name** Wolfner Library

**Program is found in the following core budget(s):** Operating Core

**1a. What strategic priority does this program address?**

The mission of Wolfner Talking Book and Braille Library is to provide informational and recreational materials in audio, braille and large print formats free of charge to Missourians who are unable to use standard print materials due to blindness, visual or physical impairment, or a reading disability. Wolfner Library also provides disability-related information to the public.

**1b. What does this program do?**

The Wolfner Talking Book and Braille Library is a free library service available to anyone in the State of Missouri certified by a qualifying authority as described in the application as unable to read standard print materials due to a visual, physical or organic disability. The library collection consists of more than 300,000 items in different formats: digital audio cartridges, braille, print/braille large print, games, and magazines. Wolfner Library staff also facilitate patron downloading of digital books from BARD (Braille and Audio Reading Download), a national repository of talking books for eligible citizens. The Library also provides the necessary digital players for using the recorded materials. Book, magazines, and machines are mailed via USPS to and from library patrons at no charge to the user. Currently, over 8,000 print disabled Missourians are registered to use Wolfner Library services. This represents about 10% of those eligible for services. The goal is to increase that to 15% through an energized outreach program. The Wolfner Recording Studio produces recorded books with Missouri connections (author, theme, location) and makes them available for circulation or for download on BARD, making the Wolfner collection available to patrons nationwide. Recording is done by volunteers; the actual audio processing is done by Wolfner staff. Wolfner has recorded over 1,000 titles. Wolfner offers many programs for patrons to participate in. Those programs include summer reading for youth and adults, an adult winter reading challenge, book clubs, and webinars to introduce statewide services. Wolfner also offers book club kits, STEM kits, and early literacy kits for use with groups of patrons.

**2a. Provide an activity measure(s) for the program.**

Circulation (check out) by Type  
 Physical Cartridges plus Braille  
 BARD  
**Total Circulation**  
 Active users  
 Patron contacts

	<b>FY18</b>	<b>FY19</b>	<b>FY20</b>	<b>FY21</b>	<b>FY22</b>
Physical Cartridges plus Braille	413,918	383,346	377,449	406,097	450,000
BARD	99,310	217,380	136,333	109,757	120,000
<b>Total Circulation</b>	<b>513,228</b>	<b>600,726</b>	<b>513,782</b>	<b>515,854</b>	<b>693,987</b>
Active users	9,590	9,681	11,857	10,709	6,970
Patron contacts	15,774	14,629	59,680	53,391	45,855

**2b. Provide a measure(s) of the program's quality.**

Customer Satisfaction Survey  
 (Conducted in odd numbered years)  
 Wolfner staff is courteous  
 Overall quality is Good or Excellent

	<b>FY17</b>	<b>FY19</b>	<b>FY21</b>	<b>FY23 est.</b>
Wolfner staff is courteous	88.50%	91.20%	96.40%	97%
Overall quality is Good or Excellent	98.80%	97.80%	98.40%	98%

**PROGRAM DESCRIPTION**

**Department** Secretary of State

**HB Section(s):** 12.055

**Program Name** Wolfner Library

**Program is found in the following core budget(s):** Operating Core

**2c. Provide a measure(s) of the program's impact.**

Outreach Activities  
Patron participation in programs  
New Patrons Added

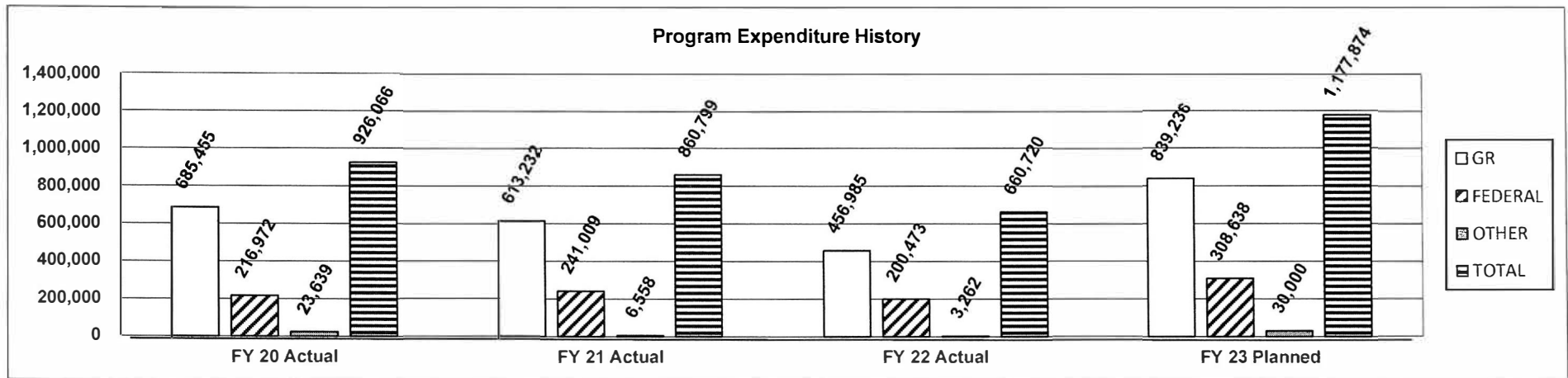
	FY18	FY19	FY20	FY21	FY22
Outreach Activities	46	67	58	16	30
Patron participation in programs	223	217	427	446	318
New Patrons Added	1,264	1,276	1,134	1,062	1,068

**2d. Provide a measure(s) of the program's efficiency.**

Circulation of books per Active Patron

	FY18	FY19	FY20	FY21	FY22
Circulation of books per Active Patron	54	62	43	48	100

**3. Provide actual expenditures for the prior three fiscal years and planned expenditures for the current fiscal year.**



**4. What are the sources of the "Other " funds?**

Wolfner Library Trust Fund (0928)

**PROGRAM DESCRIPTION**

**Department** Secretary of State

**HB Section(s):** 12.055

**Program Name** Wolfner Library

**Program is found in the following core budget(s):** Operating Core

**5. What is the authorization for this program, i.e., federal or state statute, etc.? (Include the federal program number, if applicable.)**

Missouri Revised Statutes 181.065 and PL 89-522

**6. Are there federal matching requirements? If yes, please explain.**

No

**7. Is this a federally mandated program? If yes, please explain.**

Public Law 89-522 establishes a national program to provide library service to everyone in the United States who cannot use standard print. Each state provides services to the blind and physically disabled under the direction of the National Library Service, Library of Congress.

**CORE DECISION ITEM**

<b>Department</b>	Secretary of State	<b>Budget Unit</b>	23142C
<b>Division</b>	Administrative Services		
<b>Core</b>	Federal Grants, Donations, Projects	<b>HB Section</b>	12.060

**1. CORE FINANCIAL SUMMARY**

	FY 2024 Budget Request					FY 2024 Governor's Recommendation			
	GR	Federal	Other	Total		GR	Fed	Other	Total
PS	0	0	0	0	PS	0	0	0	0
EE	0	72,014	0	72,014	EE	0	72,014	0	72,014
PSD	0	127,986	0	127,986	PSD	0	127,986	0	127,986
TRF	0	0	0	0	TRF	0	0	0	0
<b>Total</b>	<b>0</b>	<b>200,000</b>	<b>0</b>	<b>200,000</b>	<b>Total</b>	<b>0</b>	<b>200,000</b>	<b>0</b>	<b>200,000</b>
<b>FTE</b>	<b>0.00</b>	<b>0.00</b>	<b>0.00</b>	<b>0.00</b>	<b>FTE</b>	<b>0.00</b>	<b>0.00</b>	<b>0.00</b>	<b>0.00</b>

<b>Est. Fringe</b>	0	0	0	0
--------------------	---	---	---	---

*Note: Fringes budgeted in House Bill 5 except for certain fringes budgeted directly to MoDOT, Highway Patrol, and Conservation.*

<b>Est. Fringe</b>	0	0	0	0
--------------------	---	---	---	---

*Note: Fringes budgeted in House Bill 5 except for certain fringes budgeted directly to MoDOT, Highway Patrol, and Conservation.*

Other Funds:

Other Funds:

**2. CORE DESCRIPTION**

The Office of the Secretary of State requests this appropriation to provide a means of receiving and expending funds that become available during the fiscal year from grants, contracts, or gifts from the federal government, other governmental entities, and private sources. Similar appropriations have been provided for many years to a number of departments of state government such as the Department of Elementary and Secondary Education, the Department of Health and Senior Services, the Department of Mental Health, and the Department of Social Services. This request continues in accordance with recommendations from OA, Budget and Planning, regarding open-ended federal appropriations.

The Secretary of State does not currently have any active grants utilizing this fund.

**3. PROGRAM LISTING (list programs included in this core funding)**

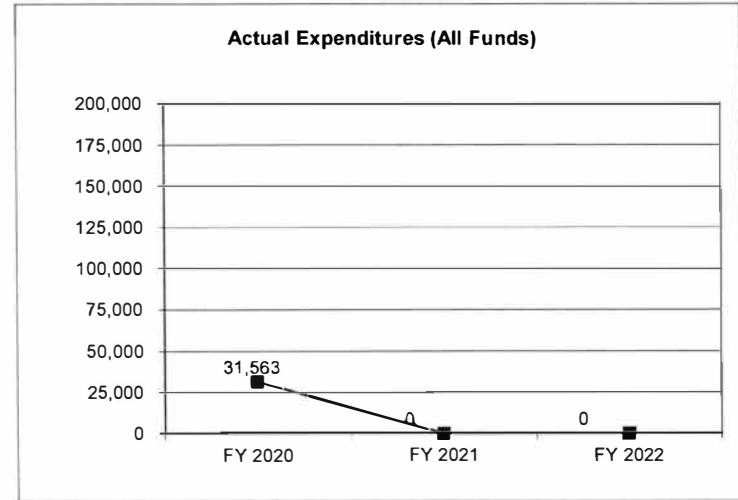
--

**CORE DECISION ITEM**

<b>Department</b>	Secretary of State	<b>Budget Unit</b>	23142C
<b>Division</b>	Administrative Services		
<b>Core</b>	Federal Grants, Donations, Projects	<b>HB Section</b>	12.060

**4. FINANCIAL HISTORY**

	FY 2020 Actual	FY 2021 Actual	FY 2022 Actual	FY 2023 Current Yr.
Appropriation (All Funds)	200,000	200,000	200,000	200,000
Less Reverted (All Funds)	0	0	0	N/A
Less Restricted (All Funds)	0	0	0	N/A
Budget Authority (All Funds)	200,000	200,000	200,000	N/A
Actual Expenditures (All Funds)	31,563	0	0	N/A
Unexpended (All Funds)	168,437	200,000	200,000	N/A
Unexpended, by Fund:				
General Revenue	0	0	N/A	N/A
Federal	168,437	200,000	200,000	N/A
Other	0	0	N/A	N/A



Reverted includes the statutory three-percent reserve amount (when applicable).

Restricted includes any Governor's Expenditure Restrictions which remained at the end of the fiscal year (when applicable).

**NOTES:**

**CORE RECONCILIATION DETAIL**

**STATE**  
**GRANTS AND PROJECTS**

**5. CORE RECONCILIATION DETAIL**

	<b>Budget Class</b>	<b>FTE</b>	<b>GR</b>	<b>Federal</b>	<b>Other</b>	<b>Total</b>	<b>Explanation</b>
<b>TAFP AFTER VETOES</b>							
	EE	0.00	0	72,014	0	72,014	
	PD	0.00	0	127,986	0	127,986	
	<b>Total</b>	<b>0.00</b>	<b>0</b>	<b>200,000</b>	<b>0</b>	<b>200,000</b>	
<b>DEPARTMENT CORE REQUEST</b>							
	EE	0.00	0	72,014	0	72,014	
	PD	0.00	0	127,986	0	127,986	
	<b>Total</b>	<b>0.00</b>	<b>0</b>	<b>200,000</b>	<b>0</b>	<b>200,000</b>	
<b>GOVERNOR'S RECOMMENDED CORE</b>							
	EE	0.00	0	72,014	0	72,014	
	PD	0.00	0	127,986	0	127,986	
	<b>Total</b>	<b>0.00</b>	<b>0</b>	<b>200,000</b>	<b>0</b>	<b>200,000</b>	

**DECISION ITEM SUMMARY**

<b>Budget Unit</b>								
<b>Decision Item</b>	<b>FY 2022</b>	<b>FY 2022</b>	<b>FY 2023</b>	<b>FY 2023</b>	<b>FY 2024</b>	<b>FY 2024</b>	<b>FY 2024</b>	<b>FY 2024</b>
<b>Budget Object Summary</b>	<b>ACTUAL</b>	<b>ACTUAL</b>	<b>BUDGET</b>	<b>BUDGET</b>	<b>DEPT REQ</b>	<b>DEPT REQ</b>	<b>GOV REC</b>	<b>GOV REC</b>
<b>Fund</b>	<b>DOLLAR</b>	<b>FTE</b>	<b>DOLLAR</b>	<b>FTE</b>	<b>DOLLAR</b>	<b>FTE</b>	<b>DOLLAR</b>	<b>FTE</b>
<b>GRANTS AND PROJECTS</b>								
<b>CORE</b>								
<b>EXPENSE &amp; EQUIPMENT</b>								
SECRETARY OF STATE-FED & OTHER	0	0.00	72,014	0.00	72,014	0.00	72,014	0.00
TOTAL - EE	0	0.00	72,014	0.00	72,014	0.00	72,014	0.00
<b>PROGRAM-SPECIFIC</b>								
SECRETARY OF STATE-FED & OTHER	0	0.00	127,986	0.00	127,986	0.00	127,986	0.00
TOTAL - PD	0	0.00	127,986	0.00	127,986	0.00	127,986	0.00
<b>TOTAL</b>	<b>0</b>	<b>0.00</b>	<b>200,000</b>	<b>0.00</b>	<b>200,000</b>	<b>0.00</b>	<b>200,000</b>	<b>0.00</b>
<b>GRAND TOTAL</b>	<b>\$0</b>	<b>0.00</b>	<b>\$200,000</b>	<b>0.00</b>	<b>\$200,000</b>	<b>0.00</b>	<b>\$200,000</b>	<b>0.00</b>

**DECISION ITEM DETAIL**

Budget Unit	FY 2022	FY 2022	FY 2023	FY 2023	FY 2024	FY 2024	FY 2024	FY 2024
Decision Item	ACTUAL	ACTUAL	BUDGET	BUDGET	DEPT REQ	DEPT REQ	GOV REC	GOV REC
Budget Object Class	DOLLAR	FTE	DOLLAR	FTE	DOLLAR	FTE	DOLLAR	FTE
<b>GRANTS AND PROJECTS</b>								
<b>CORE</b>								
TRAVEL, IN-STATE	0	0.00	1,000	0.00	1,000	0.00	1,000	0.00
TRAVEL, OUT-OF-STATE	0	0.00	1	0.00	1	0.00	1	0.00
FUEL & UTILITIES	0	0.00	1	0.00	1	0.00	1	0.00
SUPPLIES	0	0.00	33,000	0.00	33,000	0.00	33,000	0.00
PROFESSIONAL DEVELOPMENT	0	0.00	1	0.00	1	0.00	1	0.00
COMMUNICATION SERV & SUPP	0	0.00	1	0.00	1	0.00	1	0.00
PROFESSIONAL SERVICES	0	0.00	38,000	0.00	38,000	0.00	38,000	0.00
HOUSEKEEPING & JANITORIAL SERV	0	0.00	1	0.00	1	0.00	1	0.00
M&R SERVICES	0	0.00	1	0.00	1	0.00	1	0.00
COMPUTER EQUIPMENT	0	0.00	1	0.00	1	0.00	1	0.00
MOTORIZED EQUIPMENT	0	0.00	1	0.00	1	0.00	1	0.00
OFFICE EQUIPMENT	0	0.00	1	0.00	1	0.00	1	0.00
OTHER EQUIPMENT	0	0.00	1	0.00	1	0.00	1	0.00
PROPERTY & IMPROVEMENTS	0	0.00	1	0.00	1	0.00	1	0.00
BUILDING LEASE PAYMENTS	0	0.00	1	0.00	1	0.00	1	0.00
EQUIPMENT RENTALS & LEASES	0	0.00	1	0.00	1	0.00	1	0.00
MISCELLANEOUS EXPENSES	0	0.00	1	0.00	1	0.00	1	0.00
<b>TOTAL - EE</b>	<b>0</b>	<b>0.00</b>	<b>72,014</b>	<b>0.00</b>	<b>72,014</b>	<b>0.00</b>	<b>72,014</b>	<b>0.00</b>
PROGRAM DISTRIBUTIONS	0	0.00	127,986	0.00	127,986	0.00	127,986	0.00
<b>TOTAL - PD</b>	<b>0</b>	<b>0.00</b>	<b>127,986</b>	<b>0.00</b>	<b>127,986</b>	<b>0.00</b>	<b>127,986</b>	<b>0.00</b>
<b>GRAND TOTAL</b>	<b>\$0</b>	<b>0.00</b>	<b>\$200,000</b>	<b>0.00</b>	<b>\$200,000</b>	<b>0.00</b>	<b>\$200,000</b>	<b>0.00</b>
<b>GENERAL REVENUE</b>	<b>\$0</b>	<b>0.00</b>	<b>\$0</b>	<b>0.00</b>	<b>\$0</b>	<b>0.00</b>	<b>\$0</b>	<b>0.00</b>
<b>FEDERAL FUNDS</b>	<b>\$0</b>	<b>0.00</b>	<b>\$200,000</b>	<b>0.00</b>	<b>\$200,000</b>	<b>0.00</b>	<b>\$200,000</b>	<b>0.00</b>
<b>OTHER FUNDS</b>	<b>\$0</b>	<b>0.00</b>	<b>\$0</b>	<b>0.00</b>	<b>\$0</b>	<b>0.00</b>	<b>\$0</b>	<b>0.00</b>

**PROGRAM DESCRIPTION**

**Department** Secretary of State

**HB Section(s):** 12.060

**Program Name** Grants and Projects

**Program is found in the following core budget(s):** Administrative Services

**1a. What strategic priority does this program address?**

**1b. What does this program do?**

The Office of the Secretary of State requests this appropriation to provide a means of receiving and expending funds that become available during the fiscal year from grants, contracts, or gifts from the federal government, other governmental entities, and private sources. Similar appropriations have been provided for many years to a number of departments of state government such as DESE, DHSS, DMH, and DSS. This request continues in accordance with recommendations from OA, Budget and Planning, regarding open-ended federal appropriations.

**2a. Provide an activity measure(s) for the program.**

Not applicable since this appropriation can be used for several various purposes.

**2b. Provide a measure(s) of the program's quality.**

Not applicable since this appropriation can be used for various purposes.

**2c. Provide a measure(s) of the program's impact.**

This appropriation allows for receipt of miscellaneous grants, contracts, or gifts that would otherwise not be allowed to be expended due to not having appropriation authority.

**PROGRAM DESCRIPTION**

**Department** Secretary of State

**HB Section(s):** 12.060


**Program Name** Grants and Projects

**Program is found in the following core budget(s):** Administrative Services

**2d. Provide a measure(s) of the program's efficiency.**

Not applicable since this appropriation can be used for various purposes.

**3. Provide actual expenditures for the prior three fiscal years and planned expenditures for the current fiscal year. (Note: Amounts do not include fringe benefit costs.)**



**4. What are the sources of the "Other " funds?**

**5. What is the authorization for this program, i.e., federal or state statute, etc.? (Include the federal program number, if applicable.)**

**6. Are there federal matching requirements? If yes, please explain.**

This is dependent on the grant(s) utilizing this appropriation.

**7. Is this a federally mandated program? If yes, please explain.**

No.

**CORE DECISION ITEM**

<b>Department</b>	Secretary of State	<b>Budget Unit</b>	23145C
<b>Division</b>	Refunds Core		
<b>Core</b>	Refunds	<b>HB Section</b>	12.065

**1. CORE FINANCIAL SUMMARY**

	FY 2024 Budget Request					FY 2024 Governor's Recommendation			
	GR	Federal	Other	Total		GR	Fed	Other	Total
PS	0	0	0	0	PS	0	0	0	0
EE	0	0	0	0	EE	0	0	0	0
PSD	50,000	0	10,000	60,000	PSD	50,000	0	10,000	60,000
TRF	0	0	0	0	TRF	0	0	0	0
<b>Total</b>	<b>50,000</b>	<b>0</b>	<b>10,000</b>	<b>60,000</b>	<b>Total</b>	<b>50,000</b>	<b>0</b>	<b>10,000</b>	<b>60,000</b>
<b>FTE</b>	<b>0.00</b>	<b>0.00</b>	<b>0.00</b>	<b>0.00</b>	<b>FTE</b>	<b>0.00</b>	<b>0.00</b>	<b>0.00</b>	<b>0.00</b>
<b>Est. Fringe</b>	0	0	0	0	<b>Est. Fringe</b>	0	0	0	0
<i>Note: Fringes budgeted in House Bill 5 except for certain fringes budgeted directly to MoDOT, Highway Patrol, and Conservation.</i>					<i>Note: Fringes budgeted in House Bill 5 except for certain fringes budgeted directly to MoDOT, Highway Patrol, and Conservation.</i>				
Other Funds: Technology Trust Fund (0266)					Other Funds: Technology Trust Fund (0266)				

**2. CORE DESCRIPTION**

The Office of the Secretary of State collects revenues, often received in the form of a check, for services provided. Refunds result when an overpayment occurs. This request is for an appropriation to allow timely payment of refunds. This appropriation is used for refunds occurring in all areas within the office except special funds.

Most refunds for prior fiscal years were due to overpayments received in the form of checks in our Business Services area. Other divisions may utilize this appropriation as needed.

**3. PROGRAM LISTING (list programs included in this core funding)**

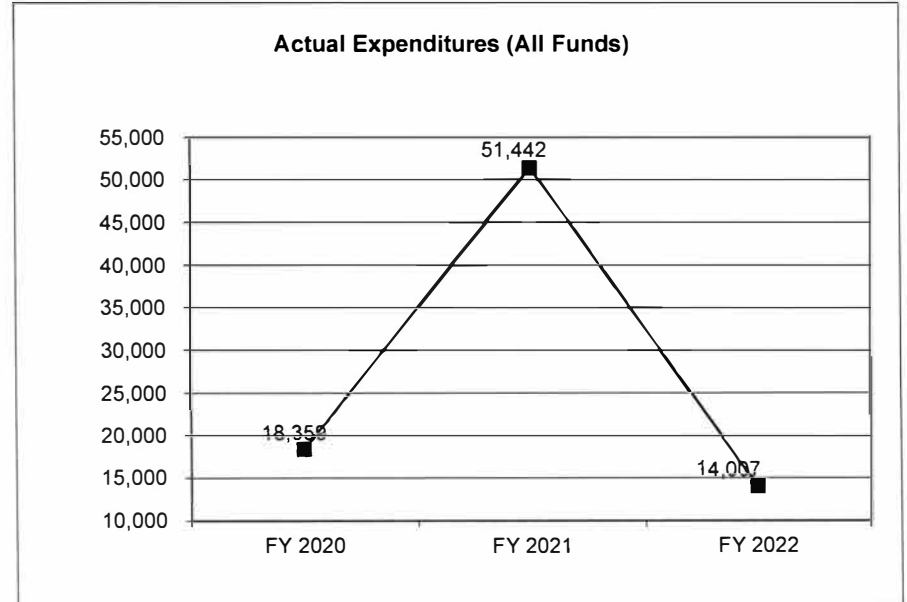
Refunds

**CORE DECISION ITEM**

<b>Department</b>	Secretary of State	<b>Budget Unit</b>	23145C
<b>Division</b>	Refunds Core		
<b>Core</b>	Refunds	<b>HB Section</b>	12.065

**4. FINANCIAL HISTORY**

	<u>FY 2020 Actual</u>	<u>FY 2021 Actual</u>	<u>FY 2022 Actual</u>	<u>FY 2023 Current Yr.</u>
Appropriation (All Funds)	60,000	60,000	60,000	60,000
Less Reverted (All Funds)	0	0	0	N/A
Less Restricted (All Funds)	0	0	0	N/A
Budget Authority (All Funds)	60,000	60,000	60,000	N/A
Actual Expenditures (All Funds)	18,359	51,442	14,007	N/A
Unexpended (All Funds)	41,641	8,558	45,993	N/A
Unexpended, by Fund:				
General Revenue	33,036	3,868	37,613	N/A
Federal	0	0	N/A	N/A
Other	8,605	4,690	8,380	N/A



Reverted includes the statutory three-percent reserve amount (when applicable).

Restricted includes any Governor's Expenditure Restrictions which remained at the end of the fiscal year (when applicable).

**NOTES:**

**CORE RECONCILIATION DETAIL**

**STATE**  
**REFUNDS**

**5. CORE RECONCILIATION DETAIL**

	<b>Budget Class</b>	<b>FTE</b>	<b>GR</b>	<b>Federal</b>	<b>Other</b>	<b>Total</b>	<b>Explanation</b>
<b>TAFP AFTER VETOES</b>							
	PD	0.00	50,000	0	10,000	60,000	
	<b>Total</b>	<b>0.00</b>	<b>50,000</b>	<b>0</b>	<b>10,000</b>	<b>60,000</b>	
<b>DEPARTMENT CORE REQUEST</b>							
	PD	0.00	50,000	0	10,000	60,000	
	<b>Total</b>	<b>0.00</b>	<b>50,000</b>	<b>0</b>	<b>10,000</b>	<b>60,000</b>	
<b>GOVERNOR'S RECOMMENDED CORE</b>							
	PD	0.00	50,000	0	10,000	60,000	
	<b>Total</b>	<b>0.00</b>	<b>50,000</b>	<b>0</b>	<b>10,000</b>	<b>60,000</b>	

**DECISION ITEM SUMMARY**

<b>Budget Unit</b>								
<b>Decision Item</b>	<b>FY 2022</b>	<b>FY 2022</b>	<b>FY 2023</b>	<b>FY 2023</b>	<b>FY 2024</b>	<b>FY 2024</b>	<b>FY 2024</b>	<b>FY 2024</b>
<b>Budget Object Summary</b>	<b>ACTUAL</b>	<b>ACTUAL</b>	<b>BUDGET</b>	<b>BUDGET</b>	<b>DEPT REQ</b>	<b>DEPT REQ</b>	<b>GOV REC</b>	<b>GOV REC</b>
<b>Fund</b>	<b>DOLLAR</b>	<b>FTE</b>	<b>DOLLAR</b>	<b>FTE</b>	<b>DOLLAR</b>	<b>FTE</b>	<b>DOLLAR</b>	<b>FTE</b>
<b>REFUNDS</b>								
<b>CORE</b>								
<b>PROGRAM-SPECIFIC</b>								
GENERAL REVENUE	12,387	0.00	50,000	0.00	50,000	0.00	50,000	0.00
SEC OF ST TECHNOLOGY TRUST	1,620	0.00	10,000	0.00	10,000	0.00	10,000	0.00
TOTAL - PD	14,007	0.00	60,000	0.00	60,000	0.00	60,000	0.00
<b>TOTAL</b>	<b>14,007</b>	<b>0.00</b>	<b>60,000</b>	<b>0.00</b>	<b>60,000</b>	<b>0.00</b>	<b>60,000</b>	<b>0.00</b>
<b>GRAND TOTAL</b>	<b>\$14,007</b>	<b>0.00</b>	<b>\$60,000</b>	<b>0.00</b>	<b>\$60,000</b>	<b>0.00</b>	<b>\$60,000</b>	<b>0.00</b>

**DECISION ITEM DETAIL**

Budget Unit	FY 2022	FY 2022	FY 2023	FY 2023	FY 2024	FY 2024	FY 2024	FY 2024
Decision Item	ACTUAL	ACTUAL	BUDGET	BUDGET	DEPT REQ	DEPT REQ	GOV REC	GOV REC
Budget Object Class	DOLLAR	FTE	DOLLAR	FTE	DOLLAR	FTE	DOLLAR	FTE
<b>REFUNDS</b>								
<b>CORE</b>								
REFUNDS	14,007	0.00	60,000	0.00	60,000	0.00	60,000	0.00
TOTAL - PD	<b>14,007</b>	<b>0.00</b>	<b>60,000</b>	<b>0.00</b>	<b>60,000</b>	<b>0.00</b>	<b>60,000</b>	<b>0.00</b>
<b>GRAND TOTAL</b>	<b>\$14,007</b>	<b>0.00</b>	<b>\$60,000</b>	<b>0.00</b>	<b>\$60,000</b>	<b>0.00</b>	<b>\$60,000</b>	<b>0.00</b>
GENERAL REVENUE	\$12,387	0.00	\$50,000	0.00	\$50,000	0.00	\$50,000	0.00
FEDERAL FUNDS	\$0	0.00	\$0	0.00	\$0	0.00	\$0	0.00
OTHER FUNDS	\$1,620	0.00	\$10,000	0.00	\$10,000	0.00	\$10,000	0.00

**PROGRAM DESCRIPTION**

**Department** Secretary of State

**HB Section(s):** 12.065

**Program Name** Refunds Core

**Program is found in the following core budget(s):** Refunds

**1a. What strategic priority does this program address?**

**1b. What does this program do?**

The Office of the Secretary of State collects revenues, often received in the form of a check, for services provided. Refunds result when an overpayment occurs. This request is for an appropriation to allow timely payment of refunds. This appropriation is used for refunds occurring in all areas within the office.

**2a. Provide an activity measure(s) for the program.**

FY17 - 552 refunds issued for a total of \$31,125.71.  
FY18 - 525 refunds issued for a total of \$28,109.30.  
FY19 - 480 refunds issued for a total of \$30,254.43.  
FY20 - 386 refunds issued for a total of \$18,359.38.  
FY21 - 682 refunds issued for a total of \$51,442.30.  
FY22 - 302 refunds issued for a total of \$14,006.55.

**2b. Provide a measure(s) of the program's quality.**

**2c. Provide a measure(s) of the program's impact.**

**PROGRAM DESCRIPTION**

**Department** Secretary of State

**HB Section(s):** 12.065

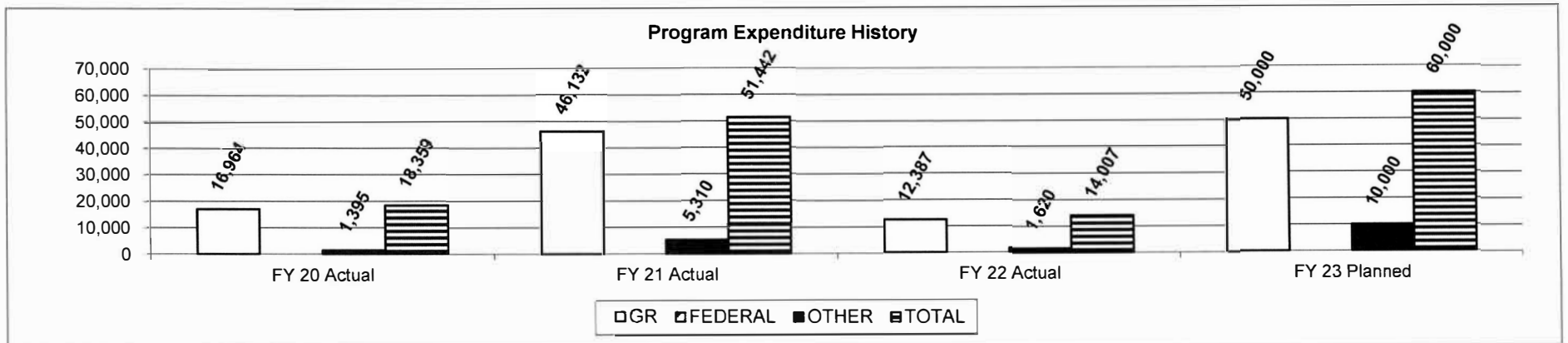
**Program Name** Refunds Core

**Program is found in the following core budget(s):** Refunds

**2d. Provide a measure(s) of the program's efficiency.**

Rather than return a check for an incorrect amount and delay processing of the filing or other services, this office deposits the check and refunds the excess fee(s) collected. These refunds provide faster and better service for customers of the Office of the Secretary of State.

**3. Provide actual expenditures for the prior three fiscal years and planned expenditures for the current fiscal year. (Note: Amounts do not include fringe benefit costs.)**



**4. What are the sources of the "Other " funds?**

Technology Trust Fund (0266)

**5. What is the authorization for this program, i.e., federal or state statute, etc.? (Include the federal program number, if applicable.)**

Missouri Constitution

**6. Are there federal matching requirements? If yes, please explain.**

No

**7. Is this a federally mandated program? If yes, please explain.**

No

**CORE DECISION ITEM**

<b>Department</b>	Secretary of State	<b>Budget Unit</b>	23149C
<b>Division</b>	Securities		
<b>Core</b>	Investor Restitution Fund	<b>HB Section</b>	12.070

**1. CORE FINANCIAL SUMMARY**

	FY 2024 Budget Request					FY 2024 Governor's Recommendation			
	GR	Federal	Other	Total		GR	Fed	Other	Total
PS	0	0	0	0	PS	0	0	0	0
EE	0	0	0	0	EE	0	0	0	0
PSD	0	0	2,000,000	2,000,000	PSD	0	0	2,000,000	2,000,000
TRF	0	0	0	0	TRF	0	0	0	0
<b>Total</b>	<b>0</b>	<b>0</b>	<b>2,000,000</b>	<b>2,000,000</b>	<b>Total</b>	<b>0</b>	<b>0</b>	<b>2,000,000</b>	<b>2,000,000</b>
<b>FTE</b>	<b>0.00</b>	<b>0.00</b>	<b>0.00</b>	<b>0.00</b>	<b>FTE</b>	<b>0.00</b>	<b>0.00</b>	<b>0.00</b>	<b>0.00</b>

<b>Est. Fringe</b>	0	0	0	0
--------------------	---	---	---	---

*Note: Fringes budgeted in House Bill 5 except for certain fringes budgeted directly to MoDOT, Highway Patrol, and Conservation.*

<b>Est. Fringe</b>	0	0	0	0
--------------------	---	---	---	---

*Note: Fringes budgeted in House Bill 5 except for certain fringes budgeted directly to MoDOT, Highway Patrol, and Conservation.*

Other Funds: Investor Restitution (0741)

Other Funds: Investor Restitution (0741)

**2. CORE DESCRIPTION**

This fund is established under Section 409.6-603(e), RSMo., for preserving and distributing to aggrieved investors disgorgement or restitution funds obtained through Securities Division enforcement actions. During the course of a year, it is never known how much money might be paid into the fund, or needed for distribution from the fund. In 2013, one case resulted in \$1.6 million returned to investors. A one-time transfer of \$5,340,785 from the Investor Restitution Fund to the Investor Education and Protection Fund (0829) was completed in FY20.

**3. PROGRAM LISTING (list programs included in this core funding)**

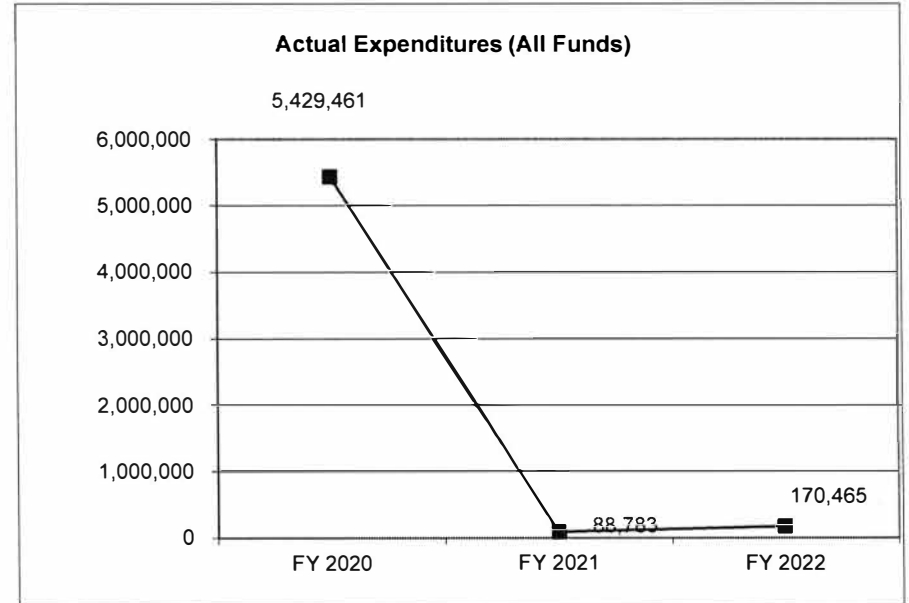
Investor Restitution

**CORE DECISION ITEM**

<b>Department</b>	Secretary of State	<b>Budget Unit</b>	23149C
<b>Division</b>	Securities		
<b>Core</b>	Investor Restitution Fund	<b>HB Section</b>	12.070

**4. FINANCIAL HISTORY**

	<b>FY 2020 Actual</b>	<b>FY 2021 Actual</b>	<b>FY 2022 Actual</b>	<b>FY 2023 Current Yr.</b>
Appropriation (All Funds)	7,340,785	2,000,000	2,000,000	2,000,000
Less Restricted (All Funds)	0	0	0	N/A
Less Reverted (All Funds)	0	0	0	N/A
Budget Authority (All Funds)	7,340,785	2,000,000	2,000,000	N/A
Actual Expenditures (All Funds)	5,429,461	88,783	170,465	N/A
Unexpended (All Funds)	1,911,324	1,911,217	1,829,535	N/A
Unexpended, by Fund:				
General Revenue	0	0	0	N/A
Federal	0	0	0	N/A
Other	1,911,324	1,911,217	1,829,535	N/A



Reverted includes the statutory three-percent reserve amount (when applicable).

Restricted includes any Governor's Expenditure Restrictions which remained at the end of the fiscal year (when applicable).

**NOTES:** Restitution paid to aggrieved investors securities fraud victims is dependent on enforcement proceedings and court orders and cannot be projected.  
A one-time transfer of \$5,340,785 from the Investor Restitution Fund to the Investor Education and Protection Fund (0829) was completed in FY20.

**CORE RECONCILIATION DETAIL**

**STATE**  
**INVESTORS' RESTITUTION**

**5. CORE RECONCILIATION DETAIL**

	<b>Budget Class</b>	<b>FTE</b>	<b>GR</b>	<b>Federal</b>	<b>Other</b>	<b>Total</b>	<b>Explanation</b>
<b>TAFP AFTER VETOES</b>							
	PD	0.00	0	0	2,000,000	2,000,000	
	<b>Total</b>	<b>0.00</b>	<b>0</b>	<b>0</b>	<b>2,000,000</b>	<b>2,000,000</b>	
<b>DEPARTMENT CORE REQUEST</b>							
	PD	0.00	0	0	2,000,000	2,000,000	
	<b>Total</b>	<b>0.00</b>	<b>0</b>	<b>0</b>	<b>2,000,000</b>	<b>2,000,000</b>	
<b>GOVERNOR'S RECOMMENDED CORE</b>							
	PD	0.00	0	0	2,000,000	2,000,000	
	<b>Total</b>	<b>0.00</b>	<b>0</b>	<b>0</b>	<b>2,000,000</b>	<b>2,000,000</b>	

**DECISION ITEM SUMMARY**

<b>Budget Unit</b>								
<b>Decision Item</b>	<b>FY 2022</b>	<b>FY 2022</b>	<b>FY 2023</b>	<b>FY 2023</b>	<b>FY 2024</b>	<b>FY 2024</b>	<b>FY 2024</b>	<b>FY 2024</b>
<b>Budget Object Summary</b>	<b>ACTUAL</b>	<b>ACTUAL</b>	<b>BUDGET</b>	<b>BUDGET</b>	<b>DEPT REQ</b>	<b>DEPT REQ</b>	<b>GOV REC</b>	<b>GOV REC</b>
<b>Fund</b>	<b>DOLLAR</b>	<b>FTE</b>	<b>DOLLAR</b>	<b>FTE</b>	<b>DOLLAR</b>	<b>FTE</b>	<b>DOLLAR</b>	<b>FTE</b>
<b>INVESTORS' RESTITUTION</b>								
<b>CORE</b>								
<b>PROGRAM-SPECIFIC</b>								
<b>INVESTOR RESTITUTION FUND</b>	170,465	0.00	2,000,000	0.00	2,000,000	0.00	2,000,000	0.00
<b>TOTAL - PD</b>	170,465	0.00	2,000,000	0.00	2,000,000	0.00	2,000,000	0.00
<b>TOTAL</b>	<b>170,465</b>	<b>0.00</b>	<b>2,000,000</b>	<b>0.00</b>	<b>2,000,000</b>	<b>0.00</b>	<b>2,000,000</b>	<b>0.00</b>
<b>GRAND TOTAL</b>	<b>\$170,465</b>	<b>0.00</b>	<b>\$2,000,000</b>	<b>0.00</b>	<b>\$2,000,000</b>	<b>0.00</b>	<b>\$2,000,000</b>	<b>0.00</b>

**DECISION ITEM DETAIL**

Budget Unit	FY 2022	FY 2022	FY 2023	FY 2023	FY 2024	FY 2024	FY 2024	FY 2024
Decision Item	ACTUAL	ACTUAL	BUDGET	BUDGET	DEPT REQ	DEPT REQ	GOV REC	GOV REC
Budget Object Class	DOLLAR	FTE	DOLLAR	FTE	DOLLAR	FTE	DOLLAR	FTE
<b>INVESTORS' RESTITUTION</b>								
<b>CORE</b>								
PROGRAM DISTRIBUTIONS	170,465	0.00	2,000,000	0.00	2,000,000	0.00	2,000,000	0.00
<b>TOTAL - PD</b>	<b>170,465</b>	<b>0.00</b>	<b>2,000,000</b>	<b>0.00</b>	<b>2,000,000</b>	<b>0.00</b>	<b>2,000,000</b>	<b>0.00</b>
<b>GRAND TOTAL</b>	<b>\$170,465</b>	<b>0.00</b>	<b>\$2,000,000</b>	<b>0.00</b>	<b>\$2,000,000</b>	<b>0.00</b>	<b>\$2,000,000</b>	<b>0.00</b>
GENERAL REVENUE	\$0	0.00	\$0	0.00	\$0	0.00	\$0	0.00
FEDERAL FUNDS	\$0	0.00	\$0	0.00	\$0	0.00	\$0	0.00
OTHER FUNDS	\$170,465	0.00	\$2,000,000	0.00	\$2,000,000	0.00	\$2,000,000	0.00

**PROGRAM DESCRIPTION**

**Department** Secretary of State

**HB Section(s):** 12.070

**Program Name** Investor Restitution

**Program is found in the following core budget(s):** Securities

**1a. What strategic priority does this program address?**

The Investor Restitution Fund is a means by which the Securities Division pays restitution to aggrieved investors received from securities law violators subject to Securities Division Enforcement actions.

**1b. What does this program do?**

This fund is established under Section 409.6-603(e), RSMo., for preserving and distributing to aggrieved investors disgorgement or restitution funds obtained through Securities Division enforcement actions.

**2a. Provide an activity measure(s) for the program.**

Between FY17 and FY20, 2,430 payments were made to aggrieved investors. These payments totaled \$764,876.61.

**2b. Provide a measure(s) of the program's quality.**

The Investor Restitution Fund has the sole focus of remitting funds back to aggrieved investors as per the Enforcement orders of the Securities Division.

**2c. Provide a measure(s) of the program's impact.**

Between FY17 and FY20, 2,430 payments were made to aggrieved investors. These payments totaled \$764,876.61.

**PROGRAM DESCRIPTION**

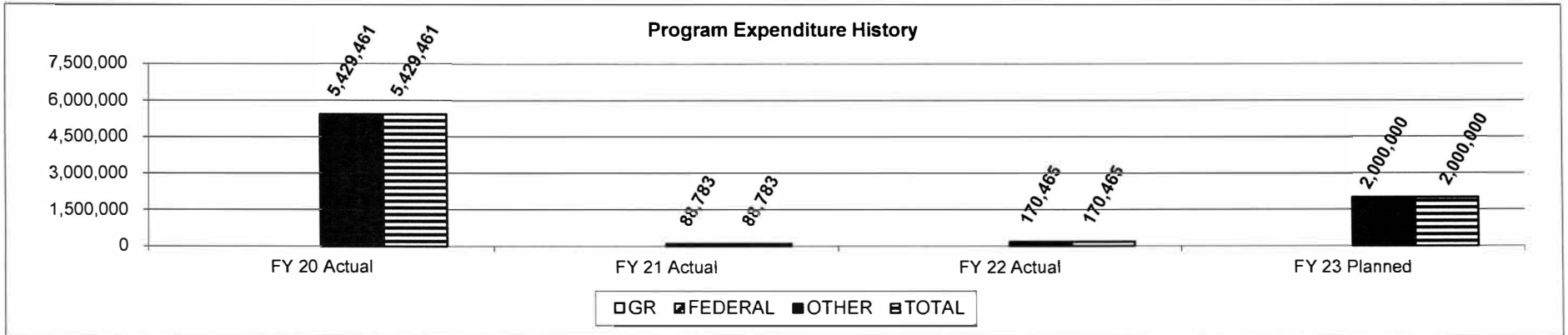
**Department** Secretary of State  
**Program Name** Investor Restitution  
**Program is found in the following core budget(s):** Securities

**HB Section(s):** 12.070

**2d. Provide a measure(s) of the program's efficiency.**

All of the restitution funds collected are for the benefit of the aggrieved investors. The Securities Division makes full efforts to identify the aggrieved investors and remit the appropriate funds to them.

**3. Provide actual expenditures for the prior three fiscal years and planned expenditures for the current fiscal year. (Note: Amounts do not include fringe benefit costs.)**



Please note the FY20 includes a one-time transfer from Investor Restitution of \$5,340,785.

**4. What are the sources of the "Other " funds?**

Investor Restitution Fund (0741)

**5. What is the authorization for this program, i.e., federal or state statute, etc.? (Include the federal program number, if applicable.)**

Section 409.6-603(e), RSMo.

**6. Are there federal matching requirements? If yes, please explain.**

No

**7. Is this a federally mandated program? If yes, please explain.**

No

**CORE DECISION ITEM**

<b>Department</b>	Secretary of State	<b>Budget Unit</b>	23152C
<b>Division</b>	Securities		
<b>Core</b>	Family Trust Company	<b>HB Section</b>	12.075

**1. CORE FINANCIAL SUMMARY**

	FY 2024 Budget Request					FY 2024 Governor's Recommendation			
	GR	Federal	Other	Total		GR	Federal	Other	Total
PS	0	0	0	0	PS	0	0	0	0
EE	0	0	20,000	20,000	EE	0	0	20,000	20,000
PSD	0	0	0	0	PSD	0	0	0	0
TRF	0	0	0	0	TRF	0	0	0	0
<b>Total</b>	<b>0</b>	<b>0</b>	<b>20,000</b>	<b>20,000</b>	<b>Total</b>	<b>0</b>	<b>0</b>	<b>20,000</b>	<b>20,000</b>
<b>FTE</b>	<b>0.00</b>	<b>0.00</b>	<b>0.00</b>	<b>0.00</b>	<b>FTE</b>	<b>0.00</b>	<b>0.00</b>	<b>0.00</b>	<b>0.00</b>

<b>Est. Fringe</b>	0	0	0	0
--------------------	---	---	---	---

*Note: Fringes budgeted in House Bill 5 except for certain fringes budgeted directly to MoDOT, Highway Patrol, and Conservation.*

<b>Est. Fringe</b>	0	0	0	0
--------------------	---	---	---	---

*Note: Fringes budgeted in House Bill 5 except for certain fringes budgeted directly to MoDOT, Highway Patrol, and Conservation.*

Other Funds: Family Trust Company Fund (0810)

Other Funds: Family Trust Company Fund (0810)

**2. CORE DESCRIPTION**

House Bill 292 was passed in 2017 and RSMo 362.1015(8) allows for a family trust company to be defined as a corporation or limited liability company organized or qualified to do business in Missouri that is wholly owned and exclusively controlled by one or more family members that operates for the exclusive benefit of a family member regardless of whether compensation is received or anticipated.

Fees collected by the Secretary of State and deposited into the Family Trust Company Fund will be used for the sole purpose of supporting the secretary's role and fulfillment of duties in RSMo 362.1010 to 362.1117.

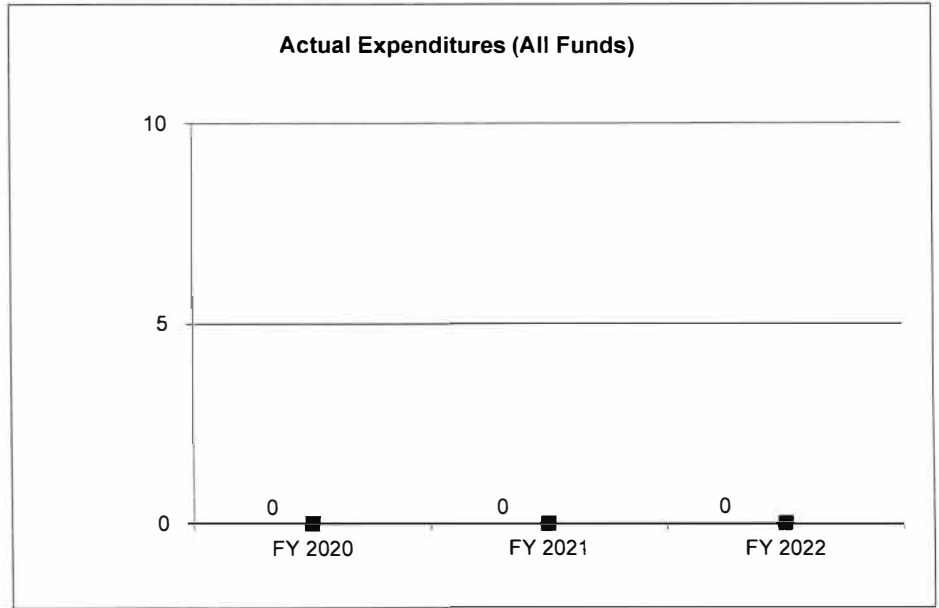
**3. PROGRAM LISTING (list programs included in this core funding)**

**CORE DECISION ITEM**

<b>Department</b>	Secretary of State	<b>Budget Unit</b>	23152C
<b>Division</b>	Securities		
<b>Core</b>	Family Trust Company	<b>HB Section</b>	12.075

**4. FINANCIAL HISTORY**

	<b>FY 2020 Actual</b>	<b>FY 2021 Actual</b>	<b>FY 2022 Actual</b>	<b>FY 2023 Current Yr.</b>
Appropriation (All Funds)	20,000	20,000	20,000	20,000
Less Reverted (All Funds)	0	0	0	0
Less Restricted (All Funds)*	0	0	0	0
Budget Authority (All Funds)	20,000	20,000	20,000	20,000
Actual Expenditures (All Funds)	0	0	0	N/A
Unexpended (All Funds)	20,000	20,000	20,000	0
Unexpended, by Fund:				
General Revenue	0	0	N/A	N/A
Federal	0	0	N/A	N/A
Other	20,000	20,000	20,000	N/A



Reverted includes the statutory three-percent reserve amount (when applicable).

Restricted includes any Governor's Expenditure Restrictions which remained at the end of the fiscal year (when applicable).

**NOTES:**

**CORE RECONCILIATION DETAIL**

**STATE**  
**FAMILY TRUST COMPANY FUND**

**5. CORE RECONCILIATION DETAIL**

	<b>Budget Class</b>	<b>FTE</b>	<b>GR</b>	<b>Federal</b>	<b>Other</b>	<b>Total</b>	<b>Explanation</b>
<b>TAFP AFTER VETOES</b>							
	EE	0.00	0	0	20,000	20,000	
	<b>Total</b>	<b>0.00</b>	<b>0</b>	<b>0</b>	<b>20,000</b>	<b>20,000</b>	
<b>DEPARTMENT CORE REQUEST</b>							
	EE	0.00	0	0	20,000	20,000	
	<b>Total</b>	<b>0.00</b>	<b>0</b>	<b>0</b>	<b>20,000</b>	<b>20,000</b>	
<b>GOVERNOR'S RECOMMENDED CORE</b>							
	EE	0.00	0	0	20,000	20,000	
	<b>Total</b>	<b>0.00</b>	<b>0</b>	<b>0</b>	<b>20,000</b>	<b>20,000</b>	

**DECISION ITEM SUMMARY**

<b>Budget Unit</b>								
<b>Decision Item</b>	<b>FY 2022</b>	<b>FY 2022</b>	<b>FY 2023</b>	<b>FY 2023</b>	<b>FY 2024</b>	<b>FY 2024</b>	<b>FY 2024</b>	<b>FY 2024</b>
<b>Budget Object Summary</b>	<b>ACTUAL</b>	<b>ACTUAL</b>	<b>BUDGET</b>	<b>BUDGET</b>	<b>DEPT REQ</b>	<b>DEPT REQ</b>	<b>GOV REC</b>	<b>GOV REC</b>
<b>Fund</b>	<b>DOLLAR</b>	<b>FTE</b>	<b>DOLLAR</b>	<b>FTE</b>	<b>DOLLAR</b>	<b>FTE</b>	<b>DOLLAR</b>	<b>FTE</b>
<b>FAMILY TRUST COMPANY FUND</b>								
<b>CORE</b>								
<b>EXPENSE &amp; EQUIPMENT</b>								
FAMILY TRUST COMPANY FUND	0	0.00	20,000	0.00	20,000	0.00	20,000	0.00
TOTAL - EE	0	0.00	20,000	0.00	20,000	0.00	20,000	0.00
<b>TOTAL</b>	<b>0</b>	<b>0.00</b>	<b>20,000</b>	<b>0.00</b>	<b>20,000</b>	<b>0.00</b>	<b>20,000</b>	<b>0.00</b>
<b>GRAND TOTAL</b>	<b>\$0</b>	<b>0.00</b>	<b>\$20,000</b>	<b>0.00</b>	<b>\$20,000</b>	<b>0.00</b>	<b>\$20,000</b>	<b>0.00</b>

**DECISION ITEM DETAIL**

Budget Unit	FY 2022	FY 2022	FY 2023	FY 2023	FY 2024	FY 2024	FY 2024	FY 2024
Decision Item	ACTUAL	ACTUAL	BUDGET	BUDGET	DEPT REQ	DEPT REQ	GOV REC	GOV REC
Budget Object Class	DOLLAR	FTE	DOLLAR	FTE	DOLLAR	FTE	DOLLAR	FTE
<b>FAMILY TRUST COMPANY FUND</b>								
<b>CORE</b>								
PROFESSIONAL SERVICES	0	0.00	20,000	0.00	20,000	0.00	20,000	0.00
<b>TOTAL - EE</b>	<b>0</b>	<b>0.00</b>	<b>20,000</b>	<b>0.00</b>	<b>20,000</b>	<b>0.00</b>	<b>20,000</b>	<b>0.00</b>
<b>GRAND TOTAL</b>	<b>\$0</b>	<b>0.00</b>	<b>\$20,000</b>	<b>0.00</b>	<b>\$20,000</b>	<b>0.00</b>	<b>\$20,000</b>	<b>0.00</b>
GENERAL REVENUE	\$0	0.00	\$0	0.00	\$0	0.00	\$0	0.00
FEDERAL FUNDS	\$0	0.00	\$0	0.00	\$0	0.00	\$0	0.00
OTHER FUNDS	\$0	0.00	\$20,000	0.00	\$20,000	0.00	\$20,000	0.00

**PROGRAM DESCRIPTION**

**Department**     Secretary of State

**HB Section(s):**     12.075

**Program Name**     Family Trust Company

**Program is found in the following core budget(s):**     Family Trust Company

**1a. What strategic priority does this program address?**

**1b. What does this program do?**

House Bill 292 was passed in 2017 and RSMo 362.1015(8) allows for a family trust company to be defined as a corporation or limited liability company organized or qualified to do business in Missouri that is wholly owned and exclusively controlled by one or more family members that operates for the exclusive benefit of a family member regardless of whether compensation is received or anticipated.

**2a. Provide an activity measure(s) for the program.**

To date, four family trust companies have been filed with the Office of the Secretary of State.

**2b. Provide a measure(s) of the program's quality.**

**2c. Provide a measure(s) of the program's impact.**

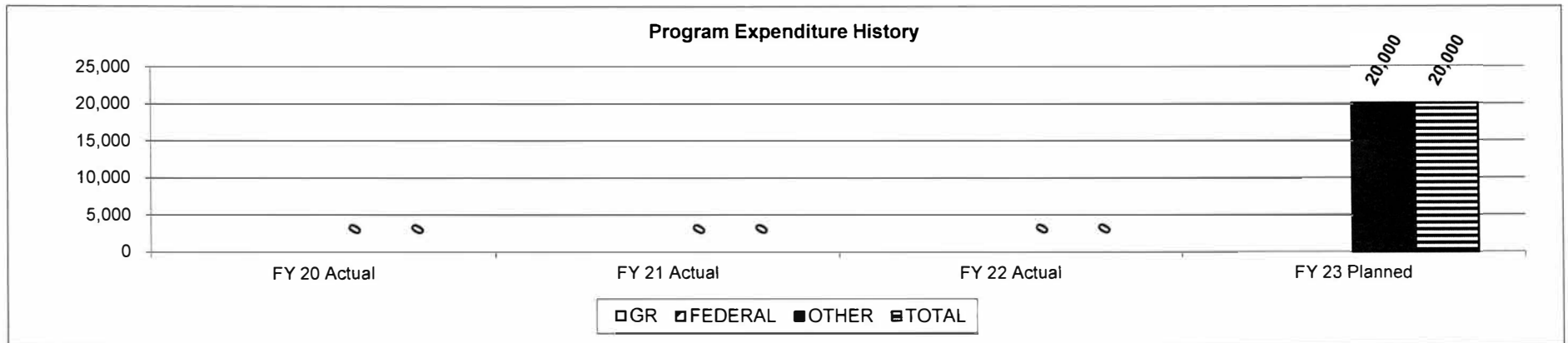
**PROGRAM DESCRIPTION**

**Department** Secretary of State  
**Program Name** Family Trust Company  
**Program is found in the following core budget(s):** Family Trust Company

**HB Section(s):** 12.075

**2d. Provide a measure(s) of the program's efficiency.**

**3. Provide actual expenditures for the prior three fiscal years and planned expenditures for the current fiscal year. (Note: Amounts do not include fringe benefit costs.)**



**4. What are the sources of the "Other " funds?**

Family Trust Company Fund (0810)

**5. What is the authorization for this program, i.e., federal or state statute, etc.? (Include the federal program number, if applicable.)**

RSMo 362.010

**6. Are there federal matching requirements? If yes, please explain.**

No

**7. Is this a federally mandated program? If yes, please explain.**

No

**CORE DECISION ITEM**

<b>Department</b>	Secretary of State	<b>Budget Unit</b>	23151C
<b>Division</b>	Elections		
<b>Core</b>	Elections Public Notice	<b>HB Section</b>	12.080

**1. CORE FINANCIAL SUMMARY**

	FY 2024 Budget Request					FY 2024 Governor's Recommendation			
	GR	Federal	Other	Total		GR	Fed	Other	Total
PS	0	0	0	0	PS	0	0	0	0
EE	1	0	0	1	EE	1	0	0	1
PSD	0	0	0	0	PSD	0	0	0	0
TRF	0	0	0	0	TRF	0	0	0	0
<b>Total</b>	<b>1</b>	<b>0</b>	<b>0</b>	<b>1</b>	<b>Total</b>	<b>1</b>	<b>0</b>	<b>0</b>	<b>1</b>
<b>FTE</b>	<b>0.00</b>	<b>0.00</b>	<b>0.00</b>	<b>0.00</b>	<b>FTE</b>	<b>0.00</b>	<b>0.00</b>	<b>0.00</b>	<b>0.00</b>
<b>Est. Fringe</b>	<b>0</b>	<b>0</b>	<b>0</b>	<b>0</b>	<b>Est. Fringe</b>	<b>0</b>	<b>0</b>	<b>0</b>	<b>0</b>
<i>Note: Fringes budgeted in House Bill 5 except for certain fringes budgeted directly to MoDOT, Highway Patrol, and Conservation.</i>					<i>Note: Fringes budgeted in House Bill 5 except for certain fringes budgeted directly to MoDOT, Highway Patrol, and Conservation.</i>				
Other Funds:					Other Funds:				

**2. CORE DESCRIPTION**

Article XII Section 2(b) and Section 116.260, RSMo. require the Office of the Secretary of State to publish in local newspapers the full text of each statewide ballot measure to be voted on at an election. The expenditure of this requirement is dependent upon how many measures are placed on the ballot by initiative petition or by a joint resolution passed by the General Assembly as well as the overall length of the proposal. This is an odd year and we will not print any ballot measures during this budget year.

**3. PROGRAM LISTING (list programs included in this core funding)**

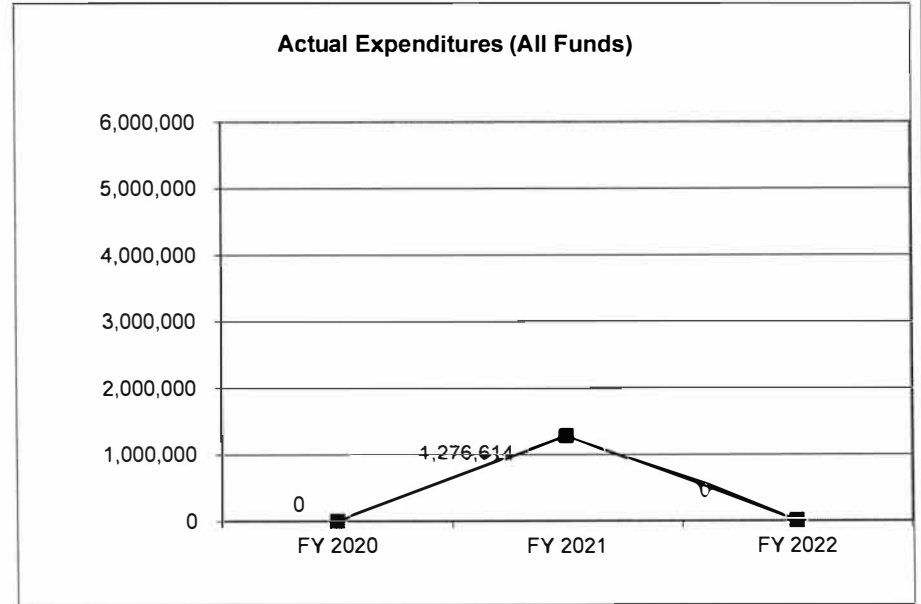
Elections Public Notice

**CORE DECISION ITEM**

<b>Department</b>	Secretary of State	<b>Budget Unit</b>	23151C
<b>Division</b>	Elections		
<b>Core</b>	Elections Public Notice	<b>HB Section</b>	12.080

**4. FINANCIAL HISTORY**

	<u>FY 2020</u>	<u>FY 2021</u>	<u>FY 2022</u>	<u>FY 2023</u>
	<u>Actual</u>	<u>Actual</u>	<u>Actual</u>	<u>Current Yr.</u>
Appropriation (All Funds)	1	1,500,001	1	5,250,001
Less Reverted (All Funds)	0	0	N/A	N/A
Less Restricted (All Funds)	0	0	N/A	N/A
Budget Authority (All Funds)	1	1,500,001	1	N/A
Actual Expenditures (All Funds)	0	1,276,614	0	N/A
Unexpended (All Funds)	1	223,387	1	N/A
Unexpended, by Fund:				
General Revenue	1	223,387	1	N/A
Federal	0	0	N/A	N/A
Other	0	0	N/A	N/A



Reverted includes the statutory three-percent reserve amount (when applicable).

Restricted includes any Governor's Expenditure Restrictions which remained at the end of the fiscal year (when applicable).

**NOTES:**

**CORE RECONCILIATION DETAIL**

STATE

ELECTIONS PUBLIC NOTICE

**5. CORE RECONCILIATION DETAIL**

	Budget Class	FTE	GR	Federal	Other	Total	Explanation
<b>TAFP AFTER VETOES</b>							
	EE	0.00	5,250,001	0	0	5,250,001	
	<b>Total</b>	<b>0.00</b>	<b>5,250,001</b>	<b>0</b>	<b>0</b>	<b>5,250,001</b>	
<b>DEPARTMENT CORE ADJUSTMENTS</b>							
1x Expenditures	625 0079 EE	0.00	(5,250,000)	0	0	(5,250,000)	
	<b>NET DEPARTMENT CHANGES</b>	<b>0.00</b>	<b>(5,250,000)</b>	<b>0</b>	<b>0</b>	<b>(5,250,000)</b>	
<b>DEPARTMENT CORE REQUEST</b>							
	EE	0.00	1	0	0	1	
	<b>Total</b>	<b>0.00</b>	<b>1</b>	<b>0</b>	<b>0</b>	<b>1</b>	
<b>GOVERNOR'S RECOMMENDED CORE</b>							
	EE	0.00	1	0	0	1	
	<b>Total</b>	<b>0.00</b>	<b>1</b>	<b>0</b>	<b>0</b>	<b>1</b>	

**DECISION ITEM SUMMARY**

<b>Budget Unit</b>								
<b>Decision Item</b>	<b>FY 2022</b>	<b>FY 2022</b>	<b>FY 2023</b>	<b>FY 2023</b>	<b>FY 2024</b>	<b>FY 2024</b>	<b>FY 2024</b>	<b>FY 2024</b>
<b>Budget Object Summary</b>	<b>ACTUAL</b>	<b>ACTUAL</b>	<b>BUDGET</b>	<b>BUDGET</b>	<b>DEPT REQ</b>	<b>DEPT REQ</b>	<b>GOV REC</b>	<b>GOV REC</b>
<b>Fund</b>	<b>DOLLAR</b>	<b>FTE</b>	<b>DOLLAR</b>	<b>FTE</b>	<b>DOLLAR</b>	<b>FTE</b>	<b>DOLLAR</b>	<b>FTE</b>
<b>ELECTIONS PUBLIC NOTICE</b>								
<b>CORE</b>								
<b>EXPENSE &amp; EQUIPMENT</b>								
GENERAL REVENUE	0	0.00	5,250,001	0.00	1	0.00	1	0.00
TOTAL - EE	0	0.00	5,250,001	0.00	1	0.00	1	0.00
<b>TOTAL</b>	<b>0</b>	<b>0.00</b>	<b>5,250,001</b>	<b>0.00</b>	<b>1</b>	<b>0.00</b>	<b>1</b>	<b>0.00</b>
<b>GRAND TOTAL</b>	<b>\$0</b>	<b>0.00</b>	<b>\$5,250,001</b>	<b>0.00</b>	<b>\$1</b>	<b>0.00</b>	<b>\$1</b>	<b>0.00</b>

**DECISION ITEM DETAIL**

Budget Unit	FY 2022	FY 2022	FY 2023	FY 2023	FY 2024	FY 2024	FY 2024	FY 2024
Decision Item	ACTUAL	ACTUAL	BUDGET	BUDGET	DEPT REQ	DEPT REQ	GOV REC	GOV REC
Budget Object Class	DOLLAR	FTE	DOLLAR	FTE	DOLLAR	FTE	DOLLAR	FTE
<b>ELECTIONS PUBLIC NOTICE</b>								
<b>CORE</b>								
PROFESSIONAL SERVICES	0	0.00	5,250,001	0.00	1	0.00	1	0.00
<b>TOTAL - EE</b>	<b>0</b>	<b>0.00</b>	<b>5,250,001</b>	<b>0.00</b>	<b>1</b>	<b>0.00</b>	<b>1</b>	<b>0.00</b>
<b>GRAND TOTAL</b>	<b>\$0</b>	<b>0.00</b>	<b>\$5,250,001</b>	<b>0.00</b>	<b>\$1</b>	<b>0.00</b>	<b>\$1</b>	<b>0.00</b>
GENERAL REVENUE	\$0	0.00	\$5,250,001	0.00	\$1	0.00	\$1	0.00
FEDERAL FUNDS	\$0	0.00	\$0	0.00	\$0	0.00	\$0	0.00
OTHER FUNDS	\$0	0.00	\$0	0.00	\$0	0.00	\$0	0.00

**PROGRAM DESCRIPTION**

**Department** Secretary of State \_\_\_\_\_

**HB Section(s):** \_\_\_\_\_ 12.080

**Program Name** Elections Public Notice \_\_\_\_\_

**Program is found in the following core budget(s):** Elections

**1a. What strategic priority does this program address?**

This program provides a mechanism by which Missouri voters can make informed decisions on proposed ballot initiatives and amendments. By publishing the full-text of the proposed ballot measures, voters can read, in its entirety, the proposed changes or additions, and thus make a decision based on a full understanding of the issue, not merely on an abbreviated synopsis or sound bites.

**1b. What does this program do?**

This requirement provides for the publication in local newspapers of the full text of statewide ballot measures as required by the Missouri Constitution and Missouri law. The expenditure of this requirement is dependent upon how many measures are placed on the ballot by initiative petition or by a joint resolution passed by the General Assembly.

**2a. Provide an activity measure(s) for the program.**

Through this program, the full text of statewide ballot measures are printed in newspapers across Missouri.

**2b. Provide a measure(s) of the program's quality.**

**2c. Provide a measure(s) of the program's impact.**

Based on circulation numbers, millions of Missourians are serviced by the newspapers in which the full text of statewide ballot measures are printed. Therefore, millions of potential voters are provided an opportunity to review the full text of proposed issues before voting on those measures.

**PROGRAM DESCRIPTION**

**Department** Secretary of State

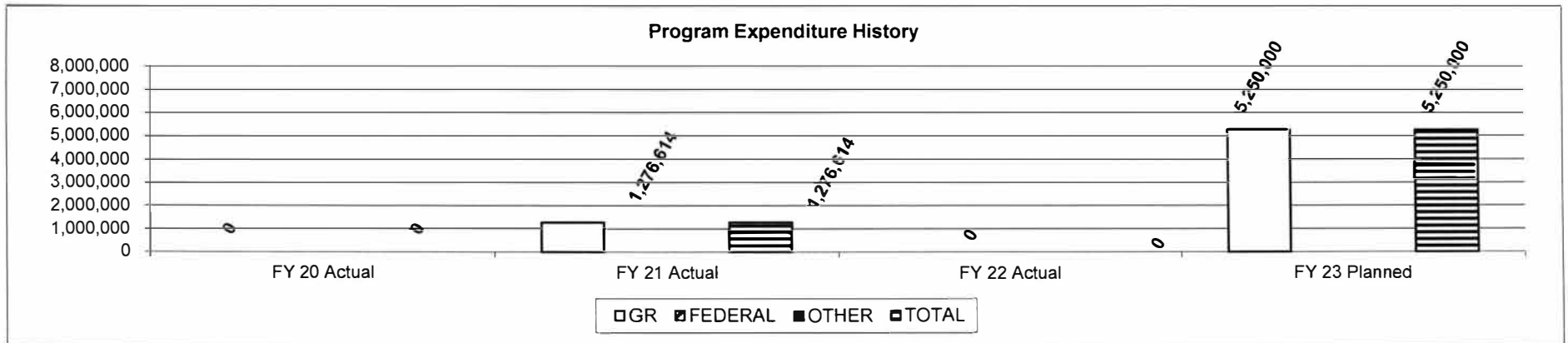
**HB Section(s):** 12.080

**Program Name** Elections Public Notice

**Program is found in the following core budget(s):** Elections

2d. Provide a measure(s) of the program's efficiency.

3. Provide actual expenditures for the prior three fiscal years and planned expenditures for the current fiscal year. (Note: Amounts do not include fringe benefit costs.)



4. What are the sources of the "Other " funds?

5. What is the authorization for this program, i.e., federal or state statute, etc.? (Include the federal program number, if applicable.)

Missouri Constitution, Article XII, Section 2(b) and Section 116.260, RSMo

6. Are there federal matching requirements? If yes, please explain.

No

7. Is this a federally mandated program? If yes, please explain.

No

**CORE DECISION ITEM**

<b>Department</b>	Secretary of State	<b>Budget Unit</b>	23148C
<b>Division</b>	Elections		
<b>Core</b>	Absentee Ballots	<b>HB Section</b>	12.085

**1. CORE FINANCIAL SUMMARY**

	FY 2024 Budget Request					FY 2024 Governor's Recommendation			
	GR	Federal	Other	Total		GR	Fed	Other	Total
PS	0	0	0	0	PS	0	0	0	0
EE	27,000	0	0	27,000	EE	27,000	0	0	27,000
PSD	43,000	0	0	43,000	PSD	43,000	0	0	43,000
TRF	0	0	0	0	TRF	0	0	0	0
<b>Total</b>	<b>70,000</b>	<b>0</b>	<b>0</b>	<b>70,000</b>	<b>Total</b>	<b>70,000</b>	<b>0</b>	<b>0</b>	<b>70,000</b>
FTE	0.00	0.00	0.00	0.00	FTE	0.00	0.00	0.00	0.00

<b>Est. Fringe</b>	0	0	0	0
--------------------	---	---	---	---

<b>Est. Fringe</b>	0	0	0	0
--------------------	---	---	---	---

*Note: Fringes budgeted in House Bill 5 except for certain fringes budgeted directly to MoDOT, Highway Patrol, and Conservation.*

*Note: Fringes budgeted in House Bill 5 except for certain fringes budgeted directly to MoDOT, Highway Patrol, and Conservation.*

Other Funds:

Other Funds:

**2. CORE DESCRIPTION**

115.285, RSMo. requires mailing envelopes used for returning ballots to local election authorities (LEAs) to incorporate a business reply permit so that no ballot, returned by mail, requires postage. Moreover, Missouri law requires that all fees and costs for establishing and maintaining the business reply permit be covered by the Secretary of State. This core is to allow the Elections Division to pay LEAs for using business reply permits on absentee envelopes returned by voters in accordance with Missouri law.

**3. PROGRAM LISTING (list programs included in this core funding)**

Absentee Ballots

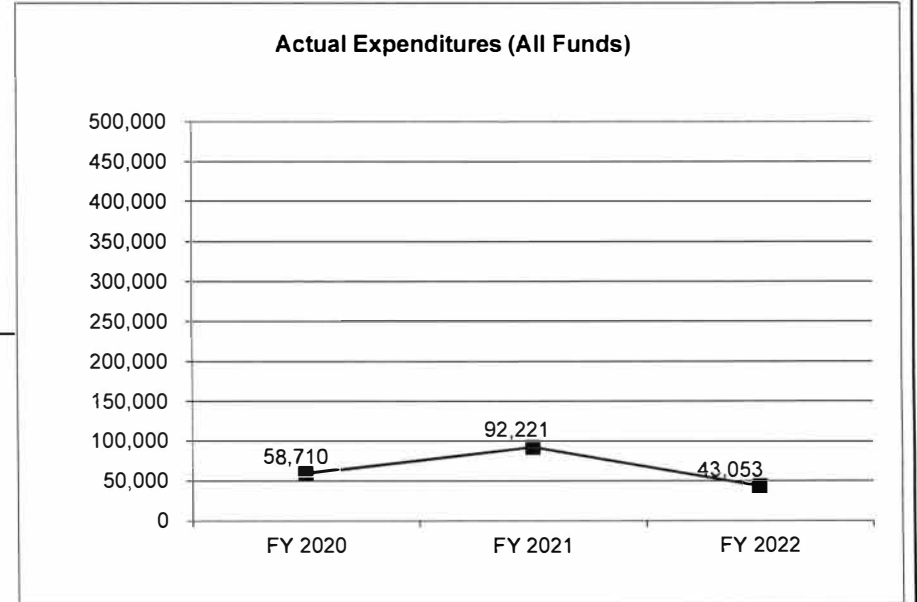
**CORE DECISION ITEM**

<b>Department</b>	Secretary of State	<b>Budget Unit</b>	23148C
<b>Division</b>	Elections		
<b>Core</b>	Absentee Ballots	<b>HB Section</b>	12.085

**4. FINANCIAL HISTORY**

	<u>FY 2020 Actual</u>	<u>FY 2021 Actual</u>	<u>FY 2022 Current Yr.</u>	<u>FY 2023 Current Yr.</u>
Appropriation (All Funds)	70,000	150,000	70,000	70,000
Less Reverted (All Funds)	0	N/A	N/A	N/A
Less Restricted (All Funds)	0	N/A	N/A	N/A
Budget Authority (All Funds)	70,000	150,000	70,000	N/A
Actual Expenditures (All Funds)	58,710	92,221	43,053	N/A
Unexpended (All Funds)	11,290	57,779	26,947	N/A
Unexpended, by Fund:				
General Revenue	11,290	57,779	26,947	N/A
Federal	0	N/A	N/A	N/A
Other	0	N/A	N/A	N/A

**See Notes**



Reverted includes the statutory three-percent reserve amount (when applicable).

Restricted includes any Governor's Expenditure Restrictions which remained at the end of the fiscal year (when applicable).

**NOTES:**

Total absentee ballot postage expenditures for FY21 (2020 election cycle) was \$477,017. The SOS used \$92,221 of 12.085 appropriated GR funds plus \$384,797 of 12.090 appropriated CARES (Fund 2385) funds.

**CORE RECONCILIATION DETAIL**

**STATE**  
**ABSENTEE BALLOTS**

**5. CORE RECONCILIATION DETAIL**

	<b>Budget Class</b>	<b>FTE</b>	<b>GR</b>	<b>Federal</b>	<b>Other</b>	<b>Total</b>	<b>Explanation</b>
<b>TAFP AFTER VETOES</b>							
	EE	0.00	32,000	0	0	32,000	
	PD	0.00	168,000	0	0	168,000	
	<b>Total</b>	<b>0.00</b>	<b>200,000</b>	<b>0</b>	<b>0</b>	<b>200,000</b>	
<b>DEPARTMENT CORE ADJUSTMENTS</b>							
1x Expenditures	623 2041 EE	0.00	(5,000)	0	0	(5,000)	
1x Expenditures	623 2041 PD	0.00	(125,000)	0	0	(125,000)	
	<b>NET DEPARTMENT CHANGES</b>	<b>0.00</b>	<b>(130,000)</b>	<b>0</b>	<b>0</b>	<b>(130,000)</b>	
<b>DEPARTMENT CORE REQUEST</b>							
	EE	0.00	27,000	0	0	27,000	
	PD	0.00	43,000	0	0	43,000	
	<b>Total</b>	<b>0.00</b>	<b>70,000</b>	<b>0</b>	<b>0</b>	<b>70,000</b>	
<b>GOVERNOR'S RECOMMENDED CORE</b>							
	EE	0.00	27,000	0	0	27,000	
	PD	0.00	43,000	0	0	43,000	
	<b>Total</b>	<b>0.00</b>	<b>70,000</b>	<b>0</b>	<b>0</b>	<b>70,000</b>	

**DECISION ITEM SUMMARY**

Budget Unit									
Decision Item	FY 2022	FY 2022	FY 2023	FY 2023	FY 2024	FY 2024	FY 2024	FY 2024	FY 2024
Budget Object Summary	ACTUAL	ACTUAL	BUDGET	BUDGET	DEPT REQ	DEPT REQ	GOV REC	GOV REC	GOV REC
Fund	DOLLAR	FTE	DOLLAR	FTE	DOLLAR	FTE	DOLLAR	FTE	FTE
<b>ABSENTEE BALLOTS</b>									
<b>CORE</b>									
<b>EXPENSE &amp; EQUIPMENT</b>									
GENERAL REVENUE	0	0.00	32,000	0.00	27,000	0.00	27,000	0.00	0.00
TOTAL - EE	0	0.00	32,000	0.00	27,000	0.00	27,000	0.00	0.00
<b>PROGRAM-SPECIFIC</b>									
GENERAL REVENUE	43,053	0.00	168,000	0.00	43,000	0.00	43,000	0.00	0.00
TOTAL - PD	43,053	0.00	168,000	0.00	43,000	0.00	43,000	0.00	0.00
<b>TOTAL</b>	<b>43,053</b>	<b>0.00</b>	<b>200,000</b>	<b>0.00</b>	<b>70,000</b>	<b>0.00</b>	<b>70,000</b>	<b>0.00</b>	<b>0.00</b>
<b>GRAND TOTAL</b>	<b>\$43,053</b>	<b>0.00</b>	<b>\$200,000</b>	<b>0.00</b>	<b>\$70,000</b>	<b>0.00</b>	<b>\$70,000</b>	<b>0.00</b>	<b>0.00</b>

**DECISION ITEM DETAIL**

Budget Unit	FY 2022	FY 2022	FY 2023	FY 2023	FY 2024	FY 2024	FY 2024	FY 2024
Decision Item	ACTUAL	ACTUAL	BUDGET	BUDGET	DEPT REQ	DEPT REQ	GOV REC	GOV REC
Budget Object Class	DOLLAR	FTE	DOLLAR	FTE	DOLLAR	FTE	DOLLAR	FTE
<b>ABSENTEE BALLOTS</b>								
<b>CORE</b>								
SUPPLIES	0	0.00	27,000	0.00	22,000	0.00	22,000	0.00
CONVERSION DEFAULT	0	0.00	5,000	0.00	5,000	0.00	5,000	0.00
<b>TOTAL - EE</b>	<b>0</b>	<b>0.00</b>	<b>32,000</b>	<b>0.00</b>	<b>27,000</b>	<b>0.00</b>	<b>27,000</b>	<b>0.00</b>
PROGRAM DISTRIBUTIONS	43,053	0.00	168,000	0.00	43,000	0.00	43,000	0.00
<b>TOTAL - PD</b>	<b>43,053</b>	<b>0.00</b>	<b>168,000</b>	<b>0.00</b>	<b>43,000</b>	<b>0.00</b>	<b>43,000</b>	<b>0.00</b>
<b>GRAND TOTAL</b>	<b>\$43,053</b>	<b>0.00</b>	<b>\$200,000</b>	<b>0.00</b>	<b>\$70,000</b>	<b>0.00</b>	<b>\$70,000</b>	<b>0.00</b>
<b>GENERAL REVENUE</b>	<b>\$43,053</b>	<b>0.00</b>	<b>\$200,000</b>	<b>0.00</b>	<b>\$70,000</b>	<b>0.00</b>	<b>\$70,000</b>	<b>0.00</b>
<b>FEDERAL FUNDS</b>	<b>\$0</b>	<b>0.00</b>	<b>\$0</b>	<b>0.00</b>	<b>\$0</b>	<b>0.00</b>	<b>\$0</b>	<b>0.00</b>
<b>OTHER FUNDS</b>	<b>\$0</b>	<b>0.00</b>	<b>\$0</b>	<b>0.00</b>	<b>\$0</b>	<b>0.00</b>	<b>\$0</b>	<b>0.00</b>

**PROGRAM DESCRIPTION**

**Department** Secretary of State

**HB Section(s):** 12.085

**Program Name** Elections

**Program is found in the following core budget(s):** Absentee Ballots

**1a. What strategic priority does this program address?**

The priority for this program is to assure that the Secretary of State's office can be in compliance with the requirements of 115.285, RSMo.

**1b. What does this program do?**

This program allows voters to return their absentee ballots to their local election authority at no expense to the voter. The local election authority prints a business reply permit on absentee ballot envelopes. The Secretary of State, through this appropriation and in compliance with the requirements of 115.285, RSMo, reimburses the local election authority for the expenses incurred.

**2a. Provide an activity measure(s) for the program.**

116 local election authorities and thousands Missouri voters who cast absentee ballots.  
In Calendar Year 2010, 173,639 absentee ballots were cast.  
In Calendar Year 2012, 271,972 absentee ballots were cast.  
In Calendar Year 2014, 137,006 absentee ballots were cast.  
In Calendar Year 2016, 417,096 absentee ballots were cast.  
In Calendar Year 2018, 296,251 absentee ballots were cast.  
In Calendar Year 2020, 1,181,592 absentee and mail in ballots were cast.

**2b. Provide a measure(s) of the program's quality.**

The quality measure of this program is to allow a voter to return their absentee ballot without personally incurring the cost of postage.

**2c. Provide a measure(s) of the program's impact.**

Missouri law provides for a six (6) week period during which voters who will be unable to vote in-person on Election Day can do so utilizing the absentee ballot process. During the last six general election cycles, 2,477,559 absentee ballots were cast. Through this program, voters returning their absentee ballots via the mail are not required to cover the costs of postage. Postage for first class flats was increased by 16 cents a piece effective August of 2021.

**PROGRAM DESCRIPTION**

**Department** Secretary of State

**HB Section(s):** 12 085

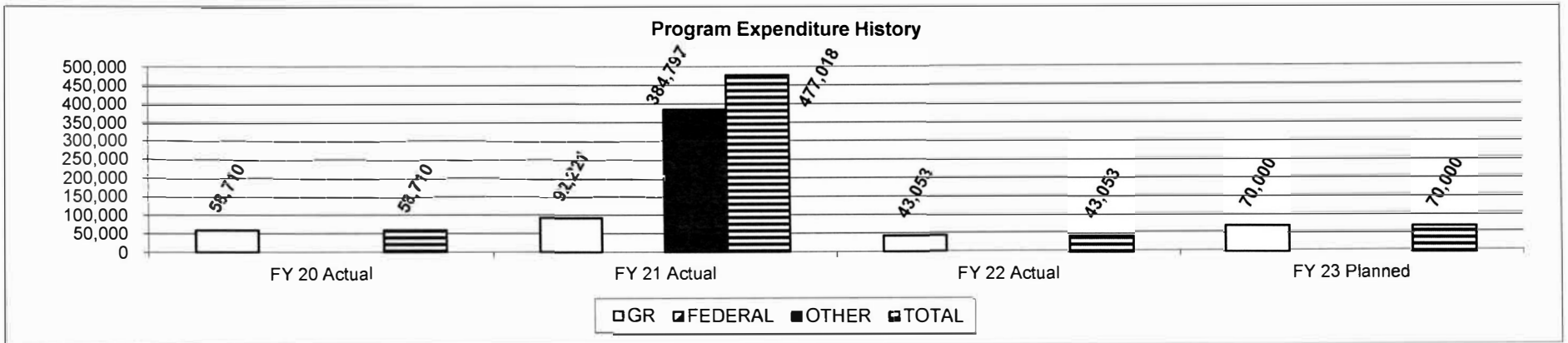
**Program Name** Elections

**Program is found in the following core budget(s):** Absentee Ballots

**2d. Provide a measure(s) of the program's efficiency.**

Voters are able to automatically return their ballot without covering the cost of postage. Usage is tracked by local election authorities and payments to LEAs are made, if possible, within 10 days of submission date of their reimbursement request, based on appropriation authority.

**3. Provide actual expenditures for the prior three fiscal years and planned expenditures for the current fiscal year. (Note: Amounts do not include fringe benefit costs.)**



**4. What are the sources of the "Other " funds?**

One time Federal ARPA funds.

**5. What is the authorization for this program, i.e., federal or state statute, etc.? (Include the federal program number, if applicable.)**

Section 115.285, RSMo

**6. Are there federal matching requirements? If yes, please explain.**

No

**7. Is this a federally mandated program? If yes, please explain.**

No

**CORE DECISION ITEM**

**Department** Secretary of State  
**Division** Elections  
**Core** Election Costs Transfer

**Budget Unit** 23154C  
**HB Section** 12.095

**1. CORE FINANCIAL SUMMARY**

	FY 2024 Budget Request			
	GR	Federal	Other	Total
PS	0	0	0	0
EE	0	0	0	0
PSD	0	0	0	0
TRF	4,284,000	0	0	4,284,000
<b>Total</b>	<b>4,284,000</b>	<b>0</b>	<b>0</b>	<b>4,284,000</b>
<b>FTE</b>	<b>0.00</b>	<b>0.00</b>	<b>0.00</b>	<b>0.00</b>

<b>Est. Fringe</b>	0	0	0	0
--------------------	---	---	---	---

*Note: Fringes budgeted in House Bill 5 except for certain fringes budgeted directly to MoDOT, Highway Patrol, and Conservation.*

Other Funds:

	FY 2024 Governor's Recommendation			
	GR	Fed	Other	Total
PS	0	0	0	0
EE	0	0	0	0
PSD	0	0	0	0
TRF	4,284,000	0	0	4,284,000
<b>Total</b>	<b>4,284,000</b>	<b>0</b>	<b>0</b>	<b>4,284,000</b>
<b>FTE</b>	<b>0.00</b>	<b>0.00</b>	<b>0.00</b>	<b>0.00</b>

<b>Est. Fringe</b>	0	0	0	0
--------------------	---	---	---	---

*Note: Fringes budgeted in House Bill 5 except for certain fringes budgeted directly to MoDOT, Highway Patrol, and Conservation.*

Other Funds:

**2. CORE DESCRIPTION**

115.077 RSMo. requires the commissioner of the office of administration to transfer from general revenue to the Election Administration Improvement Fund an amount not less than the amount expended in the fiscal year that ended June 30, 2000, which was \$4,284,000. A law change that went into effect on 1/1/19 changed the receipt of this transfer from the Elections Subsidy Fund to the Election Administration Improvement Fund.

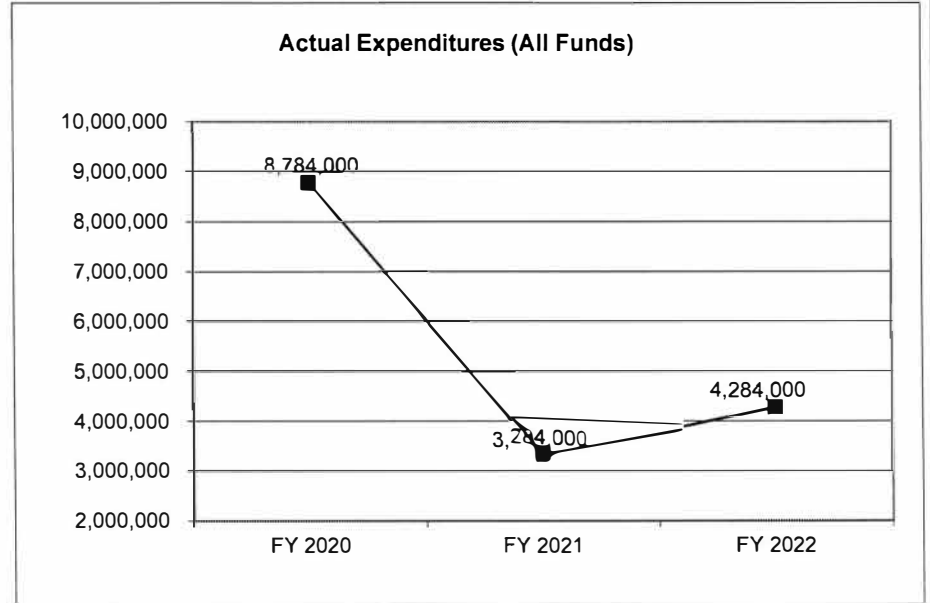
**3. PROGRAM LISTING (list programs included in this core funding)**

**CORE DECISION ITEM**

<b>Department</b>	Secretary of State	<b>Budget Unit</b>	23154C
<b>Division</b>	Elections		
<b>Core</b>	Election Costs Transfer	<b>HB Section</b>	12.095

**4. FINANCIAL HISTORY**

	<u>FY 2020</u> <u>Actual</u>	<u>FY 2021</u> <u>Actual</u>	<u>FY 2022</u> <u>Current Yr.</u>	<u>FY 2023</u> <u>Current Yr.</u>
Appropriation (All Funds)	9,784,000	3,284,000	4,284,000	10,584,000
Less Reverted (All Funds)	0	N/A	N/A	N/A
Less Restricted (All Funds)		N/A	N/A	N/A
Budget Authority (All Funds)	9,784,000	3,284,000	4,284,000	10,584,000
Actual Expenditures (All Funds)	8,784,000	3,284,000	4,284,000	N/A
Unexpended (All Funds)	1,000,000	0	0	N/A
Unexpended, by Fund:				
General Revenue	1,000,000	0	0	N/A
Federal	0	0	0	N/A
Other	0	0	0	N/A



Reverted includes the statutory three-percent reserve amount (when applicable).

Restricted includes any Governor's Expenditure Restrictions which remained at the end of the fiscal year (when applicable).

**NOTES:**

In FY20, due to the budget crisis, \$1,000,000 was withheld from being transferred.

**CORE RECONCILIATION DETAIL**

**STATE**  
**ELECTION COSTS TRANSFER**

**5. CORE RECONCILIATION DETAIL**

	<b>Budget Class</b>	<b>FTE</b>	<b>GR</b>	<b>Federal</b>	<b>Other</b>	<b>Total</b>	<b>Explanation</b>
<b>TAFP AFTER VETOES</b>							
	TRF	0.00	10,584,000	0	0	10,584,000	
	<b>Total</b>	<b>0.00</b>	<b>10,584,000</b>	<b>0</b>	<b>0</b>	<b>10,584,000</b>	
<b>DEPARTMENT CORE ADJUSTMENTS</b>							
1x Expenditures	627 T107 TRF	0.00	(6,300,000)	0	0	(6,300,000)	
	<b>NET DEPARTMENT CHANGES</b>	<b>0.00</b>	<b>(6,300,000)</b>	<b>0</b>	<b>0</b>	<b>(6,300,000)</b>	
<b>DEPARTMENT CORE REQUEST</b>							
	TRF	0.00	4,284,000	0	0	4,284,000	
	<b>Total</b>	<b>0.00</b>	<b>4,284,000</b>	<b>0</b>	<b>0</b>	<b>4,284,000</b>	
<b>GOVERNOR'S RECOMMENDED CORE</b>							
	TRF	0.00	4,284,000	0	0	4,284,000	
	<b>Total</b>	<b>0.00</b>	<b>4,284,000</b>	<b>0</b>	<b>0</b>	<b>4,284,000</b>	

**DECISION ITEM SUMMARY**

Budget Unit									
Decision Item	FY 2022	FY 2022	FY 2023	FY 2023	FY 2024	FY 2024	FY 2024	FY 2024	FY 2024
Budget Object Summary	ACTUAL	ACTUAL	BUDGET	BUDGET	DEPT REQ	DEPT REQ	GOV REC	GOV REC	GOV REC
Fund	DOLLAR	FTE	DOLLAR	FTE	DOLLAR	FTE	DOLLAR	FTE	FTE
<b>ELECTION COSTS TRANSFER</b>									
<b>CORE</b>									
<b>FUND TRANSFERS</b>									
GENERAL REVENUE	4,284,000	0.00	10,584,000	0.00	4,284,000	0.00	4,284,000	0.00	0.00
TOTAL - TRF	4,284,000	0.00	10,584,000	0.00	4,284,000	0.00	4,284,000	0.00	0.00
<b>TOTAL</b>	<b>4,284,000</b>	<b>0.00</b>	<b>10,584,000</b>	<b>0.00</b>	<b>4,284,000</b>	<b>0.00</b>	<b>4,284,000</b>	<b>0.00</b>	<b>0.00</b>
<b>GRAND TOTAL</b>	<b>\$4,284,000</b>	<b>0.00</b>	<b>\$10,584,000</b>	<b>0.00</b>	<b>\$4,284,000</b>	<b>0.00</b>	<b>\$4,284,000</b>	<b>0.00</b>	<b>0.00</b>

**DECISION ITEM DETAIL**

Budget Unit	FY 2022	FY 2022	FY 2023	FY 2023	FY 2024	FY 2024	FY 2024	FY 2024
Decision Item	ACTUAL	ACTUAL	BUDGET	BUDGET	DEPT REQ	DEPT REQ	GOV REC	GOV REC
Budget Object Class	DOLLAR	FTE	DOLLAR	FTE	DOLLAR	FTE	DOLLAR	FTE
<b>ELECTION COSTS TRANSFER</b>								
<b>CORE</b>								
TRANSFERS OUT	4,284,000	0.00	10,584,000	0.00	4,284,000	0.00	4,284,000	0.00
TOTAL - TRF	4,284,000	0.00	10,584,000	0.00	4,284,000	0.00	4,284,000	0.00
<b>GRAND TOTAL</b>	<b>\$4,284,000</b>	<b>0.00</b>	<b>\$10,584,000</b>	<b>0.00</b>	<b>\$4,284,000</b>	<b>0.00</b>	<b>\$4,284,000</b>	<b>0.00</b>
GENERAL REVENUE	\$4,284,000	0.00	\$10,584,000	0.00	\$4,284,000	0.00	\$4,284,000	0.00
FEDERAL FUNDS	\$0	0.00	\$0	0.00	\$0	0.00	\$0	0.00
OTHER FUNDS	\$0	0.00	\$0	0.00	\$0	0.00	\$0	0.00

**PROGRAM DESCRIPTION**

<b>Department</b> Secretary of State	<b>HB Section(s):</b> 12.095
<b>Program Name</b> Election Costs Transfer	
<b>Program is found in the following core budget(s)</b> Elections	

**1. What does this program do?**

Per 115.063, RSMo. the State must pay proportional costs for all elections involving a statewide candidate, statewide issue, state senator, or state representative. The number of special elections called in a fiscal year is contingent upon the number of vacancies and thus is unknown. Additionally, 115.077 RSMo. requires the Secretary of State to transfer from general revenue to the state election subsidy an amount not less than that expended in the fiscal year that ended June 30, 2000, which was \$4,284,000.

**2. What is the authorization for this program, i.e., federal or state statute, etc.? (Include the federal program number, if applicable.)**

Sections 115.063 and 115.077 RSMo.

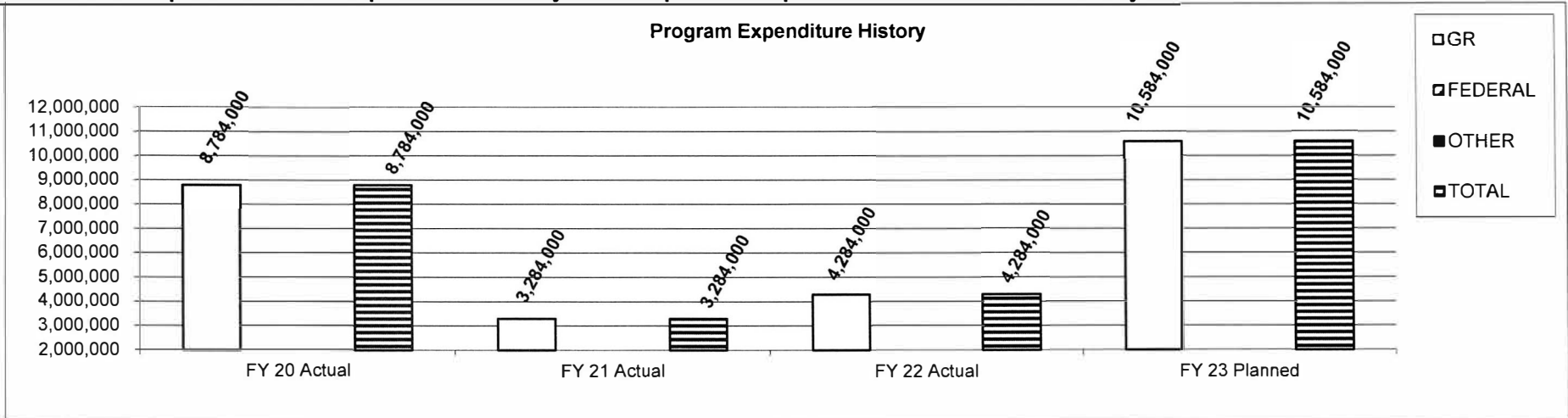
**3. Are there federal matching requirements? If yes, please explain.**

No.

**4. Is this a federally mandated program? If yes, please explain.**

No.

**5. Provide actual expenditures for the prior three fiscal years and planned expenditures for the current fiscal year.**



**PROGRAM DESCRIPTION**

<b>Department</b> Secretary of State	<b>HB Section(s):</b> 12.095
<b>Program Name</b> Election Costs Transfer	
<b>Program is found in the following core budget(s)</b> Elections	

**6. What are the sources of the "Other" funds?**

**7a. Provide an effectiveness measure.**

Compliance with the requirements of 115.077 RSMo.

**7b. Provide an efficiency measure.**

N/A

**7c. Provide the number of clients/individuals served, if applicable.**

N/A

**7d. Provide a customer satisfaction measure, if available.**

N/A

**CORE DECISION ITEM**

<b>Department</b>	Secretary of State	<b>Budget Unit</b>	23153C
<b>Division</b>	Elections		
<b>Core</b>	Federal Election Reform (Elections Admin. Improvement Fund)	<b>HB Section</b>	12.090

**1. CORE FINANCIAL SUMMARY**

	FY 2024 Budget Request			
	GR	Federal	Other	Total
PS	0	0	0	0
EE	0	3,493,159	3,854,661	7,347,820
PSD	0	6,744,104	8,258,571	15,002,675
TRF	0	0	0	0
<b>Total</b>	<b>0</b>	<b>10,237,263</b>	<b>12,113,232</b>	<b>22,350,495</b>
<b>FTE</b>	<b>0.00</b>	<b>0.00</b>	<b>0.00</b>	<b>0.00</b>

	FY 2024 Governor's Recommendation			
	GR	Fed	Other	Total
PS	0	0	0	0
EE	0	3,493,159	3,854,661	7,347,820
PSD	0	6,744,104	8,258,571	15,002,675
TRF	0	0	0	0
<b>Total</b>	<b>0</b>	<b>10,237,263</b>	<b>12,113,232</b>	<b>22,350,495</b>
<b>FTE</b>	<b>0.00</b>	<b>0.00</b>	<b>0.00</b>	<b>0.00</b>

<b>Est. Fringe</b>	0	0	0	0
--------------------	---	---	---	---

*Note: Fringes budgeted in House Bill 5 except for certain fringes budgeted directly to MoDOT, Highway Patrol, and Conservation.*

<b>Est. Fringe</b>	0	0	0	0
--------------------	---	---	---	---

*Note: Fringes budgeted in House Bill 5 except for certain fringes budgeted directly to MoDOT, Highway Patrol, and Conservation.*

Other Funds: Funds originally transferred in from General Revenue

Other Funds: Funds originally transferred in from General Revenue

**2. CORE DESCRIPTION**

This federal program provides funds to states to improve the administration of elections. This includes improving access to the elections process to those with disabilities, maintaining a statewide voter registration database with access by all local election authorities, and creating voter education and poll worker training programs. Federal funds have been received through guidelines of the United States Elections Assistance Commission (EAC) and interest has accrued. Prior to FY20, a transfer from the Elections Subsidy Fund was made annually that provided for federally required matching for maintenance requirements and supported other Help America Vote Act activities. Beginning in FY20, the annual transfer now comes directly from General Revenue and all special elections, as well as federally required matching for maintenance requirements, will be paid from this appropriation.

**3. PROGRAM LISTING (list programs included in this core funding)**

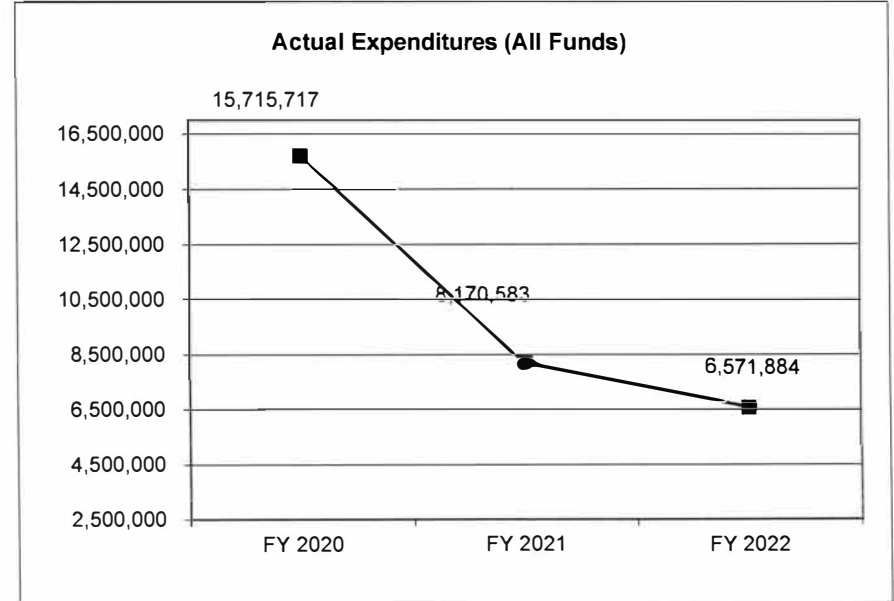
Federal Election Reform

**CORE DECISION ITEM**

<b>Department</b>	Secretary of State	<b>Budget Unit</b>	23153C
<b>Division</b>	Elections		
<b>Core</b>	Federal Election Reform (Elections Admin. Improvement Fund)	<b>HB Section</b>	12.090

**4. FINANCIAL HISTORY**

	<u>FY 2020 Actual</u>	<u>FY 2021 Actual</u>	<u>FY 2022 Current Yr.</u>	<u>FY 2023 Current Yr.</u>
Appropriation (All Funds)	23,400,495	38,450,495	22,350,495	23,250,495
Less Reverted (All Funds)	0	0	N/A	N/A
Less Restricted (All Funds)	0	0	N/A	N/A
Budget Authority (All Funds)	23,400,495	38,450,495	22,350,495	23,250,495
Actual Expenditures (All Funds)	<u>15,715,717</u>	<u>8,170,583</u>	<u>6,571,884</u>	<u>N/A</u>
Unexpended (All Funds)	<u>7,684,778</u>	<u>30,279,912</u>	<u>15,778,611</u>	<u>N/A</u>
Unexpended, by Fund:				
General Revenue	0	0	N/A	N/A
Federal	1,395,963	25,053,065	9,430,252	N/A
Other	6,288,815	5,226,847	6,348,358	N/A



Reverted includes the statutory three-percent reserve amount (when applicable).

Restricted includes any Governor's Expenditure Restrictions which remained at the end of the fiscal year (when applicable).

**NOTES:**

**CORE RECONCILIATION DETAIL**

**STATE**  
**FEDERAL ELECTION REFORM**

**5. CORE RECONCILIATION DETAIL**

	<b>Budget Class</b>	<b>FTE</b>	<b>GR</b>	<b>Federal</b>	<b>Other</b>	<b>Total</b>	<b>Explanation</b>
<b>TAFP AFTER VETOES</b>							
	EE	0.00	0	7,347,820	0	7,347,820	
	PD	0.00	900,000	15,002,675	0	15,902,675	
	<b>Total</b>	<b>0.00</b>	<b>900,000</b>	<b>22,350,495</b>	<b>0</b>	<b>23,250,495</b>	
<b>DEPARTMENT CORE ADJUSTMENTS</b>							
1x Expenditures	626 2436 PD	0.00	(900,000)	0	0	(900,000)	
	<b>NET DEPARTMENT CHANGES</b>	<b>0.00</b>	<b>(900,000)</b>	<b>0</b>	<b>0</b>	<b>(900,000)</b>	
<b>DEPARTMENT CORE REQUEST</b>							
	EE	0.00	0	7,347,820	0	7,347,820	
	PD	0.00	0	15,002,675	0	15,002,675	
	<b>Total</b>	<b>0.00</b>	<b>0</b>	<b>22,350,495</b>	<b>0</b>	<b>22,350,495</b>	
<b>GOVERNOR'S RECOMMENDED CORE</b>							
	EE	0.00	0	7,347,820	0	7,347,820	
	PD	0.00	0	15,002,675	0	15,002,675	
	<b>Total</b>	<b>0.00</b>	<b>0</b>	<b>22,350,495</b>	<b>0</b>	<b>22,350,495</b>	

**DECISION ITEM SUMMARY**

<b>Budget Unit</b>								
<b>Decision Item</b>	<b>FY 2022</b>	<b>FY 2022</b>	<b>FY 2023</b>	<b>FY 2023</b>	<b>FY 2024</b>	<b>FY 2024</b>	<b>FY 2024</b>	<b>FY 2024</b>
<b>Budget Object Summary</b>	<b>ACTUAL</b>	<b>ACTUAL</b>	<b>BUDGET</b>	<b>BUDGET</b>	<b>DEPT REQ</b>	<b>DEPT REQ</b>	<b>GOV REC</b>	<b>GOV REC</b>
<b>Fund</b>	<b>DOLLAR</b>	<b>FTE</b>	<b>DOLLAR</b>	<b>FTE</b>	<b>DOLLAR</b>	<b>FTE</b>	<b>DOLLAR</b>	<b>FTE</b>
<b>FEDERAL ELECTION REFORM</b>								
<b>CORE</b>								
<b>EXPENSE &amp; EQUIPMENT</b>								
ELECTION ADMIN IMPROVEMENT	1,281,755	0.00	7,347,820	0.00	7,347,820	0.00	7,347,820	0.00
TOTAL - EE	1,281,755	0.00	7,347,820	0.00	7,347,820	0.00	7,347,820	0.00
<b>PROGRAM-SPECIFIC</b>								
GENERAL REVENUE	0	0.00	900,000	0.00	0	0.00	0	0.00
ELECTION ADMIN IMPROVEMENT	5,290,129	0.00	15,002,675	0.00	15,002,675	0.00	15,002,675	0.00
TOTAL - PD	5,290,129	0.00	15,902,675	0.00	15,002,675	0.00	15,002,675	0.00
<b>TOTAL</b>	<b>6,571,884</b>	<b>0.00</b>	<b>23,250,495</b>	<b>0.00</b>	<b>22,350,495</b>	<b>0.00</b>	<b>22,350,495</b>	<b>0.00</b>
<b>GRAND TOTAL</b>	<b>\$6,571,884</b>	<b>0.00</b>	<b>\$23,250,495</b>	<b>0.00</b>	<b>\$22,350,495</b>	<b>0.00</b>	<b>\$22,350,495</b>	<b>0.00</b>

**DECISION ITEM DETAIL**

Budget Unit	FY 2022	FY 2022	FY 2023	FY 2023	FY 2024	FY 2024	FY 2024	FY 2024
Decision Item	ACTUAL	ACTUAL	BUDGET	BUDGET	DEPT REQ	DEPT REQ	GOV REC	GOV REC
Budget Object Class	DOLLAR	FTE	DOLLAR	FTE	DOLLAR	FTE	DOLLAR	FTE
<b>FEDERAL ELECTION REFORM</b>								
<b>CORE</b>								
TRAVEL, IN-STATE	0	0.00	4,500	0.00	4,500	0.00	4,500	0.00
TRAVEL, OUT-OF-STATE	158	0.00	2,501	0.00	2,501	0.00	2,501	0.00
FUEL & UTILITIES	0	0.00	12,000	0.00	12,000	0.00	12,000	0.00
SUPPLIES	123	0.00	83,810	0.00	83,810	0.00	83,810	0.00
PROFESSIONAL DEVELOPMENT	32,064	0.00	4,001	0.00	4,001	0.00	4,001	0.00
COMMUNICATION SERV & SUPP	13,252	0.00	103,000	0.00	103,000	0.00	103,000	0.00
PROFESSIONAL SERVICES	740,308	0.00	5,250,000	0.00	5,250,000	0.00	5,250,000	0.00
M&R SERVICES	495,850	0.00	1,800,000	0.00	1,800,000	0.00	1,800,000	0.00
COMPUTER EQUIPMENT	0	0.00	50,000	0.00	50,000	0.00	50,000	0.00
OTHER EQUIPMENT	0	0.00	2	0.00	2	0.00	2	0.00
PROPERTY & IMPROVEMENTS	0	0.00	1	0.00	1	0.00	1	0.00
BUILDING LEASE PAYMENTS	0	0.00	38,000	0.00	38,000	0.00	38,000	0.00
EQUIPMENT RENTALS & LEASES	0	0.00	3	0.00	3	0.00	3	0.00
MISCELLANEOUS EXPENSES	0	0.00	2	0.00	2	0.00	2	0.00
<b>TOTAL - EE</b>	<b>1,281,755</b>	<b>0.00</b>	<b>7,347,820</b>	<b>0.00</b>	<b>7,347,820</b>	<b>0.00</b>	<b>7,347,820</b>	<b>0.00</b>
PROGRAM DISTRIBUTIONS	5,290,129	0.00	15,902,674	0.00	15,002,674	0.00	15,002,674	0.00
REFUNDS	0	0.00	1	0.00	1	0.00	1	0.00
<b>TOTAL - PD</b>	<b>5,290,129</b>	<b>0.00</b>	<b>15,902,675</b>	<b>0.00</b>	<b>15,002,675</b>	<b>0.00</b>	<b>15,002,675</b>	<b>0.00</b>
<b>GRAND TOTAL</b>	<b>\$6,571,884</b>	<b>0.00</b>	<b>\$23,250,495</b>	<b>0.00</b>	<b>\$22,350,495</b>	<b>0.00</b>	<b>\$22,350,495</b>	<b>0.00</b>
<b>GENERAL REVENUE</b>	<b>\$0</b>	<b>0.00</b>	<b>\$900,000</b>	<b>0.00</b>	<b>\$0</b>	<b>0.00</b>	<b>\$0</b>	<b>0.00</b>
<b>FEDERAL FUNDS</b>	<b>\$6,571,884</b>	<b>0.00</b>	<b>\$22,350,495</b>	<b>0.00</b>	<b>\$22,350,495</b>	<b>0.00</b>	<b>\$22,350,495</b>	<b>0.00</b>
<b>OTHER FUNDS</b>	<b>\$0</b>	<b>0.00</b>	<b>\$0</b>	<b>0.00</b>	<b>\$0</b>	<b>0.00</b>	<b>\$0</b>	<b>0.00</b>

**PROGRAM DESCRIPTION**

**Department** Secretary of State

**HB Section(s):** 12.090

**Program Name** Federal Election Reform (Elections Administration Improvement Fund)

**Program is found in the following core budget(s):** Elections

**1a. What strategic priority does this program address?**

Election efficiency and security

**1b. What does this program do?**

The Help America Vote Act of 2002 (HAVA) along with the 2018 HAVA Election Security Grants provided federal funds to states to improve the administration of elections, with the most recent grants having an emphasis on election cybersecurity. The grants also included funding for upgrading equipment, improving access to the elections process for those with disabilities, updating a statewide voter registration database with access by all local election authorities (LEAs), election improvements, and creating voter education and poll worker training programs.

With the passage of SB592 in 2018, all special election costs will now be paid from this appropriation.

**2a. Provide an activity measure(s) for the program.**

A statewide voter registration database accessible to all election authorities was implemented and ongoing maintenance and enhancements are being made to better serve the needs of the LEAs; poll workers, including election judges, are receiving ongoing training to comply with HAVA regulations as well as changes in Missouri election laws; LEAs have been offered poll worker training; information on voter registration and polling place look up have been made available on the SOS website; complaint procedures have been implemented; initiative and referendum petitions submitted have been timely processed; \$3 million has been made available in the past three fiscal years for voter list maintenance activities.

**2b. Provide a measure(s) of the program's quality.**

The Secretary of State must comply with HAVA and state election laws to provide for the distribution and monitoring of federal funds, voter education, poll worker training, voting system qualification, maintenance of a statewide voter registration database, and other election related activities.

**2c. Provide a measure(s) of the program's impact.**

This program continues to assist 116 LEAs and over 4 million registered voters in the State of Missouri to continue to provide the resources to conduct elections.

**PROGRAM DESCRIPTION**

**Department** Secretary of State

**HB Section(s):** 12.090

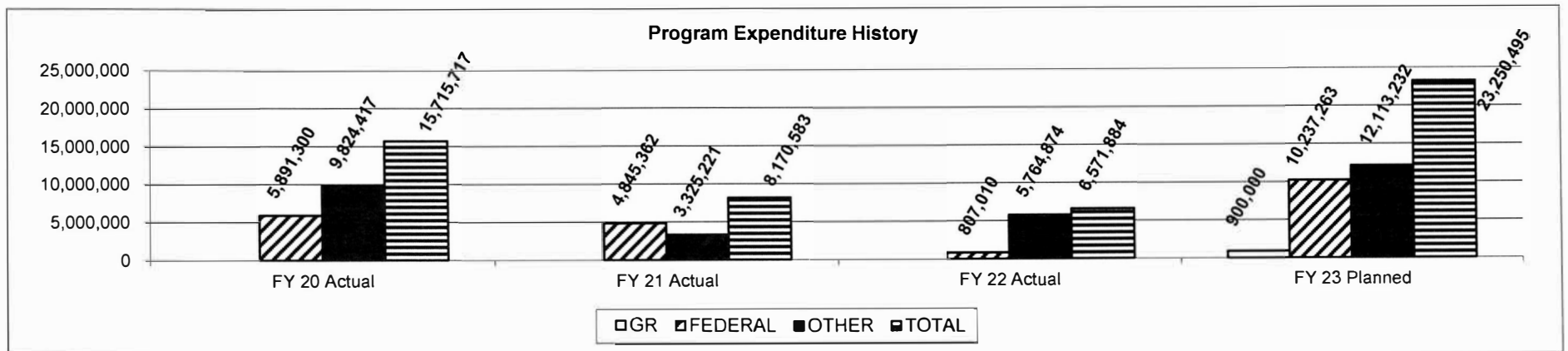
**Program Name** Federal Election Reform (Elections Administration Improvement Fund)

**Program is found in the following core budget(s):** Elections

**2d. Provide a measure(s) of the program's efficiency.**

The disbursement of federal funds to LEAs in order to minimize the time elapsing between the request of funds from the state and subsequent disbursement to the election authority.

**3. Provide actual expenditures for the prior three fiscal years and planned expenditures for the current fiscal year. (Note: Amounts do not include fringe benefit costs.)**



**4. What are the sources of the "Other " funds?**

Funds originally transferred in from General Revenue

**5. What is the authorization for this program, i.e., federal or state statute, etc.? (Include the federal program number, if applicable.)**

HAVA Public Law and HB 511 (2003), as well as SB 592 (2018)

**6. Are there federal matching requirements? If yes, please explain.**

Yes. 5% match is required for HAVA Title II funds, as well as the Title 1 funds received in 2018 and 2020. There is also a maintenance of effort requirement for Missouri to maintain expenditures for the Elections Division for the Office of the Secretary of State at the same level or greater than for the state fiscal year ending June 30, 2000.

**7. Is this a federally mandated program? If yes, please explain.**

Yes, it is mandated by HAVA Public Law, passed by Congress in 2002.

**CORE DECISION ITEM**

<b>Department</b>	Secretary of State	<b>Budget Unit</b>	23143C
<b>Division</b>	Records and Archives	<b>HB Section</b>	12.100
<b>Core</b>	Federal Grants		

**1. CORE FINANCIAL SUMMARY**

	FY 2024 Budget Request					FY 2024 Governor's Recommendation			
	GR	Federal	Other	Total		GR	Fed	Other	Total
<b>PS</b>	0	0	0	0	<b>PS</b>	0	0	0	0
<b>EE</b>	0	9,915	0	9,915	<b>EE</b>	0	9,915	0	9,915
<b>PSD</b>	0	40,085	0	40,085	<b>PSD</b>	0	40,085	0	40,085
<b>TRF</b>	0	0	0	0	<b>TRF</b>	0	0	0	0
<b>Total</b>	<b>0</b>	<b>50,000</b>	<b>0</b>	<b>50,000</b>	<b>Total</b>	<b>0</b>	<b>50,000</b>	<b>0</b>	<b>50,000</b>
<b>FTE</b>	<b>0.00</b>	<b>0.00</b>	<b>0.00</b>	<b>0.00</b>	<b>FTE</b>	<b>0.00</b>	<b>0.00</b>	<b>0.00</b>	<b>0.00</b>
<b>Est. Fringe</b>	0	0	0	0	<b>Est. Fringe</b>	0	0	0	0
<i>Note: Fringes budgeted in House Bill 5 except for certain fringes budgeted directly to MoDOT, Highway Patrol, and Conservation.</i>					<i>Note: Fringes budgeted in House Bill 5 except for certain fringes budgeted directly to MoDOT, Highway Patrol, and Conservation.</i>				
Other Funds:					Other Funds:				

**2. CORE DESCRIPTION**

The Missouri Historical Records Advisory Board (MHRAB) promotes and supports identification, preservation and access to all historical records in Missouri. The MHRAB is the central advisory body for strategic planning of projects relating to historic records developed and carried out within the state of Missouri. The MHRAB provides state-level appraisal of grant proposals submitted to the National Historical Publications and Records Commission (NHPRC) by Missouri repositories and serves as the review and award panel for grant applications submitted to the Local Records Program and the Missouri Historical Records Grant Program.

**3. PROGRAM LISTING (list programs included in this core funding)**

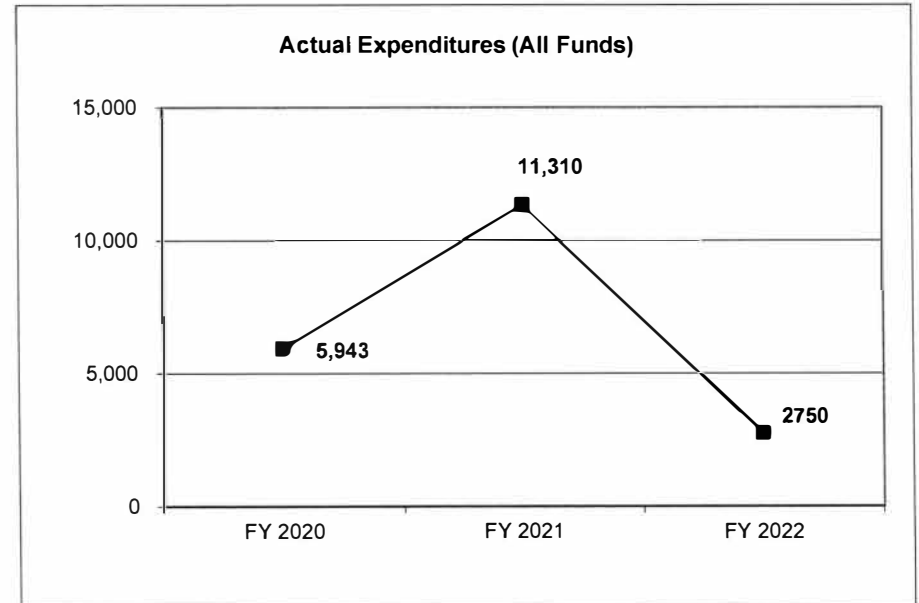
Missouri Historical Records Advisory Board (MHRAB)

**CORE DECISION ITEM**

<b>Department</b>	Secretary of State	<b>Budget Unit</b>	23143C
<b>Division</b>	Records and Archives	<b>HB Section</b>	12.100
<b>Core</b>	Federal Grants		

**4. FINANCIAL HISTORY**

	<u>FY 2020</u>	<u>FY 2021</u>	<u>FY 2022</u>	<u>FY 2023</u>
	<u>Actual</u>	<u>Actual</u>	<u>Actual</u>	<u>Current Yr.</u>
Appropriation (All Funds)	50,000	50,000	50,000	50,000
Less Restricted (All Funds)	0	0	N/A	N/A
Less Reverted (All Funds)	0	0	N/A	N/A
Budget Authority (All Funds)	50,000	50,000	50,000	N/A
Actual Expenditures (All Funds)	5,943	11,310	2750	N/A
Unexpended (All Funds)	44,057	38,690	47,250	N/A
Unexpended, by Fund:				
General Revenue	0	0	0	N/A
Federal	44,057	38,690	47,250	N/A
Other	0	0	0	N/A



Reverted includes the statutory three-percent reserve amount (when applicable).

Restricted includes any Governor's Expenditure Restrictions which remained at the end of the fiscal year (when applicable).

**NOTES:**

**CORE RECONCILIATION DETAIL**

**STATE**  
**FEDERAL GRANTS**

**5. CORE RECONCILIATION DETAIL**

	<b>Budget Class</b>	<b>FTE</b>	<b>GR</b>	<b>Federal</b>	<b>Other</b>	<b>Total</b>	<b>Explanation</b>
<b>TAFP AFTER VETOES</b>							
	EE	0.00	0	9,915	0	9,915	
	PD	0.00	0	40,085	0	40,085	
	<b>Total</b>	<b>0.00</b>	<b>0</b>	<b>50,000</b>	<b>0</b>	<b>50,000</b>	
<b>DEPARTMENT CORE REQUEST</b>							
	EE	0.00	0	9,915	0	9,915	
	PD	0.00	0	40,085	0	40,085	
	<b>Total</b>	<b>0.00</b>	<b>0</b>	<b>50,000</b>	<b>0</b>	<b>50,000</b>	
<b>GOVERNOR'S RECOMMENDED CORE</b>							
	EE	0.00	0	9,915	0	9,915	
	PD	0.00	0	40,085	0	40,085	
	<b>Total</b>	<b>0.00</b>	<b>0</b>	<b>50,000</b>	<b>0</b>	<b>50,000</b>	

**DECISION ITEM SUMMARY**

<b>Budget Unit</b>								
<b>Decision Item</b>	<b>FY 2022</b>	<b>FY 2022</b>	<b>FY 2023</b>	<b>FY 2023</b>	<b>FY 2024</b>	<b>FY 2024</b>	<b>FY 2024</b>	<b>FY 2024</b>
<b>Budget Object Summary</b>	<b>ACTUAL</b>	<b>ACTUAL</b>	<b>BUDGET</b>	<b>BUDGET</b>	<b>DEPT REQ</b>	<b>DEPT REQ</b>	<b>GOV REC</b>	<b>GOV REC</b>
<b>Fund</b>	<b>DOLLAR</b>	<b>FTE</b>	<b>DOLLAR</b>	<b>FTE</b>	<b>DOLLAR</b>	<b>FTE</b>	<b>DOLLAR</b>	<b>FTE</b>
<b>FEDERAL GRANTS</b>								
<b>CORE</b>								
<b>EXPENSE &amp; EQUIPMENT</b>								
SECRETARY OF STATE RECORDS-FED	2,750	0.00	9,915	0.00	9,915	0.00	9,915	0.00
TOTAL - EE	2,750	0.00	9,915	0.00	9,915	0.00	9,915	0.00
<b>PROGRAM-SPECIFIC</b>								
SECRETARY OF STATE RECORDS-FED	0	0.00	40,085	0.00	40,085	0.00	40,085	0.00
TOTAL - PD	0	0.00	40,085	0.00	40,085	0.00	40,085	0.00
<b>TOTAL</b>	<b>2,750</b>	<b>0.00</b>	<b>50,000</b>	<b>0.00</b>	<b>50,000</b>	<b>0.00</b>	<b>50,000</b>	<b>0.00</b>
<b>GRAND TOTAL</b>	<b>\$2,750</b>	<b>0.00</b>	<b>\$50,000</b>	<b>0.00</b>	<b>\$50,000</b>	<b>0.00</b>	<b>\$50,000</b>	<b>0.00</b>

**DECISION ITEM DETAIL**

Budget Unit	FY 2022	FY 2022	FY 2023	FY 2023	FY 2024	FY 2024	FY 2024	FY 2024
Decision Item	ACTUAL	ACTUAL	BUDGET	BUDGET	DEPT REQ	DEPT REQ	GOV REC	GOV REC
Budget Object Class	DOLLAR	FTE	DOLLAR	FTE	DOLLAR	FTE	DOLLAR	FTE
<b>FEDERAL GRANTS</b>								
<b>CORE</b>								
TRAVEL, IN-STATE	0	0.00	2,560	0.00	2,560	0.00	2,560	0.00
TRAVEL, OUT-OF-STATE	0	0.00	1	0.00	1	0.00	1	0.00
FUEL & UTILITIES	0	0.00	1	0.00	1	0.00	1	0.00
SUPPLIES	0	0.00	1	0.00	1	0.00	1	0.00
PROFESSIONAL DEVELOPMENT	2,750	0.00	3,001	0.00	3,001	0.00	3,001	0.00
COMMUNICATION SERV & SUPP	0	0.00	1	0.00	1	0.00	1	0.00
PROFESSIONAL SERVICES	0	0.00	3,001	0.00	3,001	0.00	3,001	0.00
M&R SERVICES	0	0.00	1	0.00	1	0.00	1	0.00
COMPUTER EQUIPMENT	0	0.00	1	0.00	1	0.00	1	0.00
MOTORIZED EQUIPMENT	0	0.00	1	0.00	1	0.00	1	0.00
OFFICE EQUIPMENT	0	0.00	1	0.00	1	0.00	1	0.00
OTHER EQUIPMENT	0	0.00	1	0.00	1	0.00	1	0.00
PROPERTY & IMPROVEMENTS	0	0.00	1	0.00	1	0.00	1	0.00
BUILDING LEASE PAYMENTS	0	0.00	1	0.00	1	0.00	1	0.00
EQUIPMENT RENTALS & LEASES	0	0.00	1	0.00	1	0.00	1	0.00
MISCELLANEOUS EXPENSES	0	0.00	1,341	0.00	1,341	0.00	1,341	0.00
<b>TOTAL - EE</b>	<b>2,750</b>	<b>0.00</b>	<b>9,915</b>	<b>0.00</b>	<b>9,915</b>	<b>0.00</b>	<b>9,915</b>	<b>0.00</b>
PROGRAM DISTRIBUTIONS	0	0.00	40,084	0.00	40,084	0.00	40,084	0.00
REFUNDS	0	0.00	1	0.00	1	0.00	1	0.00
<b>TOTAL - PD</b>	<b>0</b>	<b>0.00</b>	<b>40,085</b>	<b>0.00</b>	<b>40,085</b>	<b>0.00</b>	<b>40,085</b>	<b>0.00</b>
<b>GRAND TOTAL</b>	<b>\$2,750</b>	<b>0.00</b>	<b>\$50,000</b>	<b>0.00</b>	<b>\$50,000</b>	<b>0.00</b>	<b>\$50,000</b>	<b>0.00</b>
<b>GENERAL REVENUE</b>	<b>\$0</b>	<b>0.00</b>	<b>\$0</b>	<b>0.00</b>	<b>\$0</b>	<b>0.00</b>	<b>\$0</b>	<b>0.00</b>
<b>FEDERAL FUNDS</b>	<b>\$2,750</b>	<b>0.00</b>	<b>\$50,000</b>	<b>0.00</b>	<b>\$50,000</b>	<b>0.00</b>	<b>\$50,000</b>	<b>0.00</b>
<b>OTHER FUNDS</b>	<b>\$0</b>	<b>0.00</b>	<b>\$0</b>	<b>0.00</b>	<b>\$0</b>	<b>0.00</b>	<b>\$0</b>	<b>0.00</b>

**PROGRAM DESCRIPTION**

**Department** Secretary of State \_\_\_\_\_

**HB Section(s):** \_\_\_\_\_ 12.100

**Program Name** Records and Archives \_\_\_\_\_

**Program is found in the following core budget(s):** Federal Grants

**1a. What strategic priority does this program address?**

**1b. What does this program do?**

The Missouri Historical Records Advisory Board (MHRAB) promotes and supports identification, preservation and access to all historical records in Missouri. The MHRAB is the central advisory body for strategic planning of projects relating to historic records developed and carried out within the state of Missouri. The MHRAB provides state-level appraisal of grant proposals submitted to the National Historical Publications and Records Commission (NHPRC) and serves as the review and award panel for grant applications submitted to the Local Records Program and the Missouri Historical Records Grant Program.

**2a. Provide an activity measure(s) for the program.**

From FY15-FY21, the MHRAB and State of Missouri, with financial assistance from the National Historical Publications and Records Commission (NHPRC), has provided both professional development and public workshops with an archival focus at venues across the state. Topics have included genealogy, records digitization, electronic records management, disaster preparedness, reference services and oral history. Total attendance for the 54 workshop offerings was 1200.

**2b. Provide a measure(s) of the program's quality.**

Many individuals attended more than one workshop, in some cases attending four or more.

**2c. Provide a measure(s) of the program's impact.**

Since FY15, the MHRAB has provided workshops for 1200 individuals from colleges/universities, historical societies, genealogical societies, local/state government, museums and religious organizations, as well as the general public.

**2d. Provide a measure(s) of the program's efficiency.**

One thousand two hundred (or ninety-three percent) of the 1285 available registrations in these 54 workshops were filled. Workshop attendance in urban areas tended to be higher.

**PROGRAM DESCRIPTION**

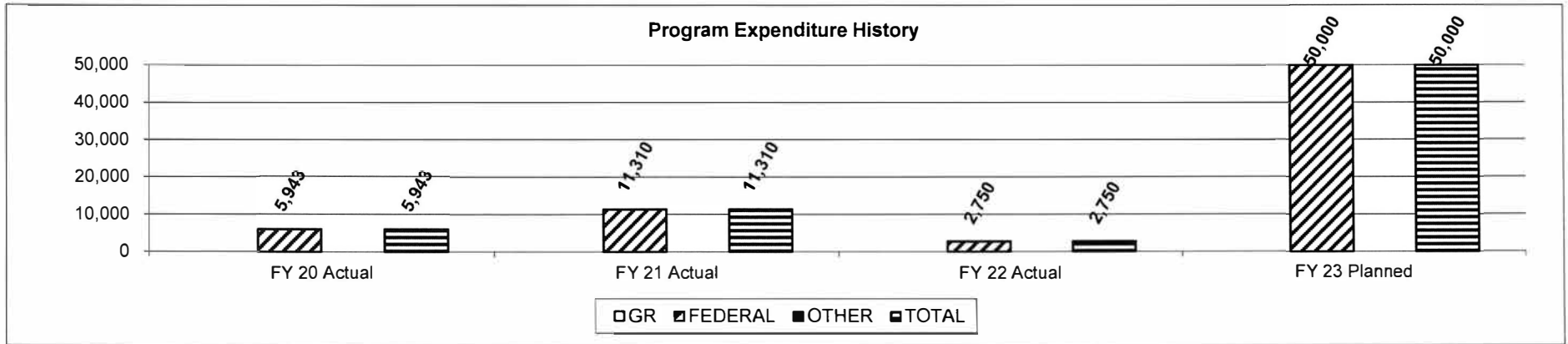
**Department** Secretary of State

**HB Section(s):** 12.100

**Program Name** Records and Archives

**Program is found in the following core budget(s):** Federal Grants

**3. Provide actual expenditures for the prior three fiscal years and planned expenditures for the current fiscal year.**



**4. What are the sources of the "Other " funds?**

**5. What is the authorization for this program, i.e., federal or state statute, etc.? (Include the federal program number, if applicable.)**

RSMo 109.221; Federal Statute, 44 USC 25; 36 CFR 1206.

**6. Are there federal matching requirements? If yes, please explain.**

Yes, there is a 50/50 match for NHPRC federal grants.

**7. Is this a federally mandated program? If yes, please explain.**

No. The federal government encourages states to have State Historical Record Advisory Boards and provides grant funding to those states who have boards.

**CORE DECISION ITEM**

<b>Department</b>	Secretary of State	<b>Budget Unit</b>	23160C
<b>Division</b>	Records and Archives		
<b>Core</b>	Local Records Grants	<b>HB Section</b>	12.105

**1. CORE FINANCIAL SUMMARY**

	FY 2024 Budget Request					FY 2024 Governor's Recommendation			
	GR	Federal	Other	Total		GR	Fed	Other	Total
PS	0	0	0	0	PS	0	0	0	0
EE	0	0	0	0	EE	0	0	0	0
PSD	0	0	400,000	400,000	PSD	0	0	400,000	400,000
TRF	0	0	0	0	TRF	0	0	0	0
<b>Total</b>	<b>0</b>	<b>0</b>	<b>400,000</b>	<b>400,000</b>	<b>Total</b>	<b>0</b>	<b>0</b>	<b>400,000</b>	<b>400,000</b>
<b>FTE</b>	<b>0.00</b>	<b>0.00</b>	<b>0.00</b>	<b>0.00</b>	<b>FTE</b>	<b>0.00</b>	<b>0.00</b>	<b>0.00</b>	<b>0.00</b>

<b>Est. Fringe</b>	0	0	0	0
--------------------	---	---	---	---

*Note: Fringes budgeted in House Bill 5 except for certain fringes budgeted directly to MoDOT, Highway Patrol, and Conservation.*

<b>Est. Fringe</b>	0	0	0	0
--------------------	---	---	---	---

*Note: Fringes budgeted in House Bill 5 except for certain fringes budgeted directly to MoDOT, Highway Patrol, and Conservation.*

Other Funds: Local Records Preservation (0577)

Other Funds: Local Records Preservation (0577)

**2. CORE DESCRIPTION**

Local Records Grants facilitate more secure storage of, and faster access to, records produced by local government entities (political subdivisions with taxing authority) to meet the information needs of public officials, private citizens, and general public interest. Public records security and access insures the preservation of public information of permanent intrinsic or historic value, and facilitates information access as required by state statutes, for both the record provider and the information seeker. Grant funds are available by means of dedicated user fees collected by county recorders of deeds. This fund provides financial resources beyond those of the awarded local entity to effectively maintain, manage, and preserve public records through sound records management policies and practices, archival preservation of long-term or historically significant records, as well as appropriate storage and access supplies.

**3. PROGRAM LISTING (list programs included in this core funding)**

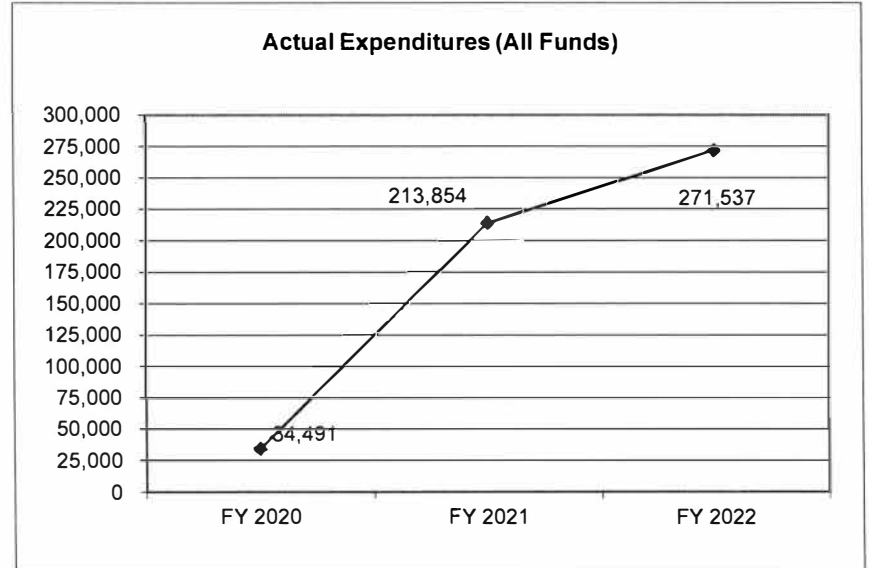
Local Records Preservation Grants

**CORE DECISION ITEM**

<b>Department</b>	Secretary of State	<b>Budget Unit</b>	23160C
<b>Division</b>	Records and Archives		
<b>Core</b>	Local Records Grants	<b>HB Section</b>	12.105

**4. FINANCIAL HISTORY**

	<u>FY 2020</u>	<u>FY 2021</u>	<u>FY 2022</u>	<u>FY 2023</u>
	<u>Actual</u>	<u>Actual</u>	<u>Actual</u>	<u>Current Yr.</u>
Appropriation (All Funds)	400,000	400,000	400,000	400,000
Less Reverted (All Funds)	0	0	N/A	N/A
Budget Authority (All Funds)	400,000	400,000	400,000	N/A
Actual Expenditures (All Funds)	34,491	213,854	271,537	N/A
Unexpended (All Funds)	365,509	186,146	128,463	N/A
Unexpended, by Fund:				
General Revenue	0	0	0	N/A
Federal	0	0	0	N/A
Other	365,509	186,146	128,463	N/A



Reverted includes the statutory three-percent reserve amount (when applicable).

Restricted includes any Governor's Expenditure Restrictions which remained at the end of the fiscal year (when applicable).

**NOTES:**

**CORE RECONCILIATION DETAIL**

**STATE**

**LOCAL RECORDS GRANTS**

**5. CORE RECONCILIATION DETAIL**

	<b>Budget Class</b>	<b>FTE</b>	<b>GR</b>	<b>Federal</b>	<b>Other</b>	<b>Total</b>	<b>Explanation</b>
<b>TAFP AFTER VETOES</b>							
	PD	0.00	0	0	400,000	400,000	
	<b>Total</b>	<b>0.00</b>	<b>0</b>	<b>0</b>	<b>400,000</b>	<b>400,000</b>	
<b>DEPARTMENT CORE REQUEST</b>							
	PD	0.00	0	0	400,000	400,000	
	<b>Total</b>	<b>0.00</b>	<b>0</b>	<b>0</b>	<b>400,000</b>	<b>400,000</b>	
<b>GOVERNOR'S RECOMMENDED CORE</b>							
	PD	0.00	0	0	400,000	400,000	
	<b>Total</b>	<b>0.00</b>	<b>0</b>	<b>0</b>	<b>400,000</b>	<b>400,000</b>	

**DECISION ITEM SUMMARY**

Budget Unit									
Decision Item	FY 2022	FY 2022	FY 2023	FY 2023	FY 2024	FY 2024	FY 2024	FY 2024	FY 2024
Budget Object Summary	ACTUAL	ACTUAL	BUDGET	BUDGET	DEPT REQ	DEPT REQ	GOV REC	GOV REC	GOV REC
Fund	DOLLAR	FTE	DOLLAR	FTE	DOLLAR	FTE	DOLLAR	FTE	FTE
<b>LOCAL RECORDS GRANTS</b>									
<b>CORE</b>									
<b>PROGRAM-SPECIFIC</b>									
LOCAL RECORDS PRESERVATION	271,537	0.00	400,000	0.00	400,000	0.00	400,000	0.00	0.00
TOTAL - PD	271,537	0.00	400,000	0.00	400,000	0.00	400,000	0.00	0.00
<b>TOTAL</b>	<b>271,537</b>	<b>0.00</b>	<b>400,000</b>	<b>0.00</b>	<b>400,000</b>	<b>0.00</b>	<b>400,000</b>	<b>0.00</b>	<b>0.00</b>
<b>GRAND TOTAL</b>	<b>\$271,537</b>	<b>0.00</b>	<b>\$400,000</b>	<b>0.00</b>	<b>\$400,000</b>	<b>0.00</b>	<b>\$400,000</b>	<b>0.00</b>	<b>0.00</b>

**DECISION ITEM DETAIL**

Budget Unit	FY 2022	FY 2022	FY 2023	FY 2023	FY 2024	FY 2024	FY 2024	FY 2024
Decision Item	ACTUAL	ACTUAL	BUDGET	BUDGET	DEPT REQ	DEPT REQ	GOV REC	GOV REC
Budget Object Class	DOLLAR	FTE	DOLLAR	FTE	DOLLAR	FTE	DOLLAR	FTE
<b>LOCAL RECORDS GRANTS</b>								
<b>CORE</b>								
PROGRAM DISTRIBUTIONS	271,537	0.00	400,000	0.00	400,000	0.00	400,000	0.00
TOTAL - PD	271,537	0.00	400,000	0.00	400,000	0.00	400,000	0.00
<b>GRAND TOTAL</b>	<b>\$271,537</b>	<b>0.00</b>	<b>\$400,000</b>	<b>0.00</b>	<b>\$400,000</b>	<b>0.00</b>	<b>\$400,000</b>	<b>0.00</b>
GENERAL REVENUE	\$0	0.00	\$0	0.00	\$0	0.00	\$0	0.00
FEDERAL FUNDS	\$0	0.00	\$0	0.00	\$0	0.00	\$0	0.00
OTHER FUNDS	\$271,537	0.00	\$400,000	0.00	\$400,000	0.00	\$400,000	0.00

**PROGRAM DESCRIPTION**

**Department** Secretary of State \_\_\_\_\_

**HB Section(s):** \_\_\_\_\_ 12.105

**Program Name** Records and Archives \_\_\_\_\_

**Program is found in the following core budget(s):** Local Records Grants

**1a. What strategic priority does this program address?**

Local Records Grants promote good records management practices and encourage local governments to actively address their recordkeeping.

**1b. What does this program do?**

Local Records Grants provide financial assistance and implementation guidance to local governments and political subdivisions with taxing authority for approved records management and/or preservation projects.

**2a. Provide an activity measure(s) for the program.**

The Local Records Grant Program has funded 1,126 grants. These include 469 grants to counties, 353 grants to cities, 279 grants to school districts, and an additional 26 grants were awarded to fire districts, water districts and other local government agencies. This total includes ongoing emergency grants made to Carter County to recover/stabilize and image records immersed in the courthouse flood of April 2017.

**2b. Provide a measure(s) of the program's quality.**

See 2a and 2c

**2c. Provide a measure(s) of the program's impact.**

The grant program provides funding, primarily, for reformatting records and improved storage. Through the program local government records are imaged and storage microfilm is created for preservation in the Records and Archives Division microfilm vault. This is a best practice for preservation and disaster preparedness. Through FY22, 22,839 rolls of microfilm have been produced through the grant program. These rolls contain approximately 33.1 million pages of local government records.

**PROGRAM DESCRIPTION**

**Department** Secretary of State

**HB Section(s):** 12.105

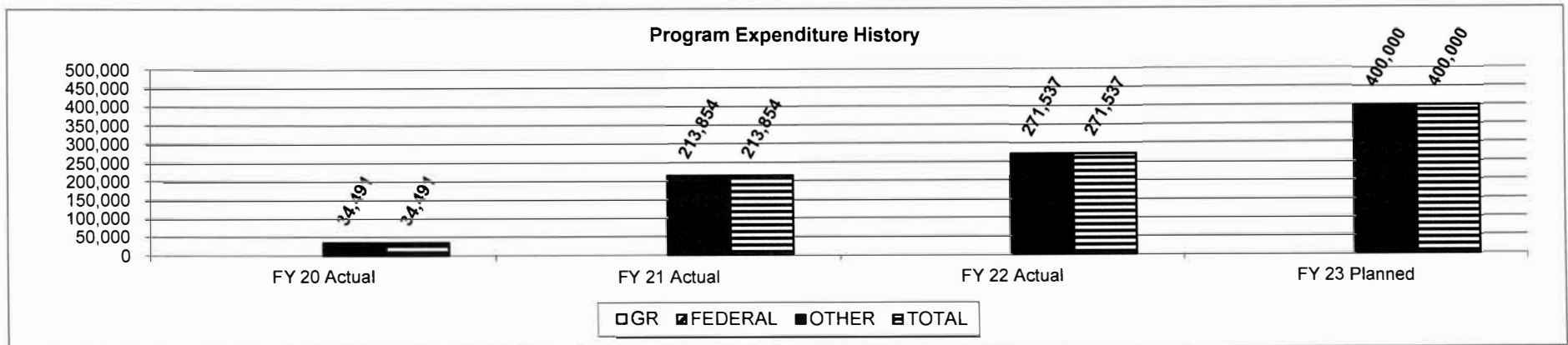
**Program Name** Records and Archives

**Program is found in the following core budget(s):** Local Records Grants

**2d. Provide a measure(s) of the program's efficiency.**

The grant program has returned 7.4 million dollars to local government for self-directed records management and preservation projects over 27 grant cycles. The average grant of \$6,585 allows grantees to undertake projects that in many cases would be cost prohibitive.

**3. Provide actual expenditures for the prior three fiscal years and planned expenditures for the current fiscal year. (Note: Amounts do not include fringe benefit costs.)**



**4. What are the sources of the "Other " funds?**

Local Records Preservation Fund (0577)

**5. What is the authorization for this program, i.e., federal or state statute, etc.? (Include the federal program number, if applicable.)**

RSMO 59.319, 109.220

**6. Are there federal matching requirements? If yes, please explain.**

No

**7. Is this a federally mandated program? If yes, please explain.**

No

**CORE DECISION ITEM**

<b>Department</b>	Secretary of State	<b>Budget Unit</b>	23157C
<b>Division</b>	Records and Archives	<b>HB Section</b>	12.110
<b>Core</b>	Document Preservation		

**1. CORE FINANCIAL SUMMARY**

	FY 2024 Budget Request			
	GR	Federal	Other	Total
PS	0	0	0	0
EE	0	0	2,000	2,000
PSD	0	0	23,000	23,000
TRF	0	0	0	0
<b>Total</b>	<b>0</b>	<b>0</b>	<b>25,000</b>	<b>25,000</b>
<b>FTE</b>	<b>0.00</b>	<b>0.00</b>	<b>0.00</b>	<b>0.00</b>

	FY 2024 Governor's Recommendation			
	GR	Fed	Other	Total
PS	0	0	0	0
EE	0	0	2,000	2,000
PSD	0	0	23,000	23,000
TRF	0	0	0	0
<b>Total</b>	<b>0</b>	<b>0</b>	<b>25,000</b>	<b>25,000</b>
<b>FTE</b>	<b>0.00</b>	<b>0.00</b>	<b>0.00</b>	<b>0.00</b>

<b>Est. Fringe</b>	0	0	0	0
--------------------	---	---	---	---

*Note: Fringes budgeted in House Bill 5 except for certain fringes budgeted directly to MoDOT, Highway Patrol, and Conservation.*

<b>Est. Fringe</b>	0	0	0	0
--------------------	---	---	---	---

*Note: Fringes budgeted in House Bill 5 except for certain fringes budgeted directly to MoDOT, Highway Patrol, and Conservation.*

Other Funds: Document Preservation Fund (0836)

Other Funds: Document Preservation Fund (0836)

**2. CORE DESCRIPTION**

The State Document Preservation Fund consists of all moneys received by the Missouri State Archives from gifts, bequests, or contributions for the specific purpose of preserving legal, historical, and genealogical materials and making them available to the public. The Document Preservation Fund allows the Archives to seek assistance from the private sector to help save state government documents, which might otherwise be lost, destroyed, or inaccessible to the public. Various projects include grant administration, work on Missouri State Archives-St. Louis projects, and other special projects that make records available to the public as described in RSMo 109.005.

**3. PROGRAM LISTING (list programs included in this core funding)**

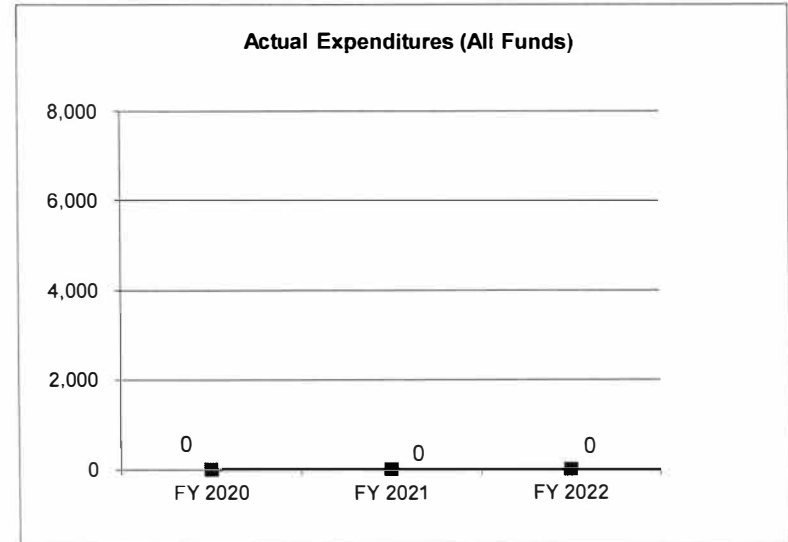
Document Preservation Fund

**CORE DECISION ITEM**

<b>Department</b>	Secretary of State	<b>Budget Unit</b>	23157C
<b>Division</b>	Records and Archives	<b>HB Section</b>	12.110
<b>Core</b>	Document Preservation		

**4. FINANCIAL HISTORY**

	FY 2020 Actual	FY 2021 Actual	FY 2022 Actual	FY 2023 Current Yr.
Appropriation (All Funds)	25,000	25,000	25,000	25,000
Less Reverted (All Funds)	0	0	N/A	N/A
Less Restricted (All Funds)	0	0	N/A	N/A
Budget Authority (All Funds)	25,000	25,000	25,000	N/A
Actual Expenditures (All Funds)	0	0	0	N/A
Unexpended (All Funds)	25,000	25,000	25,000	N/A
Unexpended, by Fund:				
General Revenue	0	0	0	N/A
Federal	0	0	0	N/A
Other	25,000	25,000	25,000	N/A



Reverted includes the statutory three-percent reserve amount (when applicable).

Restricted includes any Governor's Expenditure Restrictions which remained at the end of the fiscal year (when applicable).

**NOTES:**

**CORE RECONCILIATION DETAIL**

STATE

DOCUMENT PRESERVATION

**5. CORE RECONCILIATION DETAIL**

	Budget Class	FTE	GR	Federal	Other	Total	Explanation
<b>TAFP AFTER VETOES</b>							
	EE	0.00	0	0	2,000	2,000	
	PD	0.00	0	0	23,000	23,000	
	<b>Total</b>	<b>0.00</b>	<b>0</b>	<b>0</b>	<b>25,000</b>	<b>25,000</b>	
<b>DEPARTMENT CORE REQUEST</b>							
	EE	0.00	0	0	2,000	2,000	
	PD	0.00	0	0	23,000	23,000	
	<b>Total</b>	<b>0.00</b>	<b>0</b>	<b>0</b>	<b>25,000</b>	<b>25,000</b>	
<b>GOVERNOR'S RECOMMENDED CORE</b>							
	EE	0.00	0	0	2,000	2,000	
	PD	0.00	0	0	23,000	23,000	
	<b>Total</b>	<b>0.00</b>	<b>0</b>	<b>0</b>	<b>25,000</b>	<b>25,000</b>	

**DECISION ITEM SUMMARY**

<b>Budget Unit</b>								
<b>Decision Item</b>	<b>FY 2022</b>	<b>FY 2022</b>	<b>FY 2023</b>	<b>FY 2023</b>	<b>FY 2024</b>	<b>FY 2024</b>	<b>FY 2024</b>	<b>FY 2024</b>
<b>Budget Object Summary</b>	<b>ACTUAL</b>	<b>ACTUAL</b>	<b>BUDGET</b>	<b>BUDGET</b>	<b>DEPT REQ</b>	<b>DEPT REQ</b>	<b>GOV REC</b>	<b>GOV REC</b>
<b>Fund</b>	<b>DOLLAR</b>	<b>FTE</b>	<b>DOLLAR</b>	<b>FTE</b>	<b>DOLLAR</b>	<b>FTE</b>	<b>DOLLAR</b>	<b>FTE</b>
<b>DOCUMENT PRESERVATION</b>								
<b>CORE</b>								
<b>EXPENSE &amp; EQUIPMENT</b>								
STATE DOCUMENT PRESERVATION	0	0.00	2,000	0.00	2,000	0.00	2,000	0.00
TOTAL - EE	0	0.00	2,000	0.00	2,000	0.00	2,000	0.00
<b>PROGRAM-SPECIFIC</b>								
STATE DOCUMENT PRESERVATION	0	0.00	23,000	0.00	23,000	0.00	23,000	0.00
TOTAL - PD	0	0.00	23,000	0.00	23,000	0.00	23,000	0.00
<b>TOTAL</b>	<b>0</b>	<b>0.00</b>	<b>25,000</b>	<b>0.00</b>	<b>25,000</b>	<b>0.00</b>	<b>25,000</b>	<b>0.00</b>
<b>GRAND TOTAL</b>	<b>\$0</b>	<b>0.00</b>	<b>\$25,000</b>	<b>0.00</b>	<b>\$25,000</b>	<b>0.00</b>	<b>\$25,000</b>	<b>0.00</b>

**DECISION ITEM DETAIL**

Budget Unit	FY 2022	FY 2022	FY 2023	FY 2023	FY 2024	FY 2024	FY 2024	FY 2024
Decision Item	ACTUAL	ACTUAL	BUDGET	BUDGET	DEPT REQ	DEPT REQ	GOV REC	GOV REC
Budget Object Class	DOLLAR	FTE	DOLLAR	FTE	DOLLAR	FTE	DOLLAR	FTE
<b>DOCUMENT PRESERVATION</b>								
<b>CORE</b>								
PROFESSIONAL DEVELOPMENT	0	0.00	1,000	0.00	1,000	0.00	1,000	0.00
PROFESSIONAL SERVICES	0	0.00	1,000	0.00	1,000	0.00	1,000	0.00
<b>TOTAL - EE</b>	<b>0</b>	<b>0.00</b>	<b>2,000</b>	<b>0.00</b>	<b>2,000</b>	<b>0.00</b>	<b>2,000</b>	<b>0.00</b>
PROGRAM DISTRIBUTIONS	0	0.00	22,999	0.00	22,999	0.00	22,999	0.00
REFUNDS	0	0.00	1	0.00	1	0.00	1	0.00
<b>TOTAL - PD</b>	<b>0</b>	<b>0.00</b>	<b>23,000</b>	<b>0.00</b>	<b>23,000</b>	<b>0.00</b>	<b>23,000</b>	<b>0.00</b>
<b>GRAND TOTAL</b>	<b>\$0</b>	<b>0.00</b>	<b>\$25,000</b>	<b>0.00</b>	<b>\$25,000</b>	<b>0.00</b>	<b>\$25,000</b>	<b>0.00</b>
GENERAL REVENUE	\$0	0.00	\$0	0.00	\$0	0.00	\$0	0.00
FEDERAL FUNDS	\$0	0.00	\$0	0.00	\$0	0.00	\$0	0.00
OTHER FUNDS	\$0	0.00	\$25,000	0.00	\$25,000	0.00	\$25,000	0.00

**PROGRAM DESCRIPTION**

**Department** Secretary of State

**HB Section(s):** 12.110

**Program Name** Records and Archives

**Program is found in the following core budget(s):** Document Preservation

**1a. What strategic priority does this program address?**

The Document Preservation Fund was created in 1996 to allow the Missouri State Archives to accept donations for the specific purpose of preserving and making available to the public documents of importance to the State of Missouri.

**1b. What does this program do?**

The State Document Preservation Fund consists of all moneys received by the Missouri State Archives from gifts, bequests, or contributions for the specific purpose of preserving legal, historical, and genealogical materials and making them available to the public. The Document Preservation Fund allows the Archives to seek assistance from the private sector to help save state government documents, which might otherwise be lost, destroyed, or inaccessible to the public. Various projects include grant administration, work on Missouri State Archives-St. Louis projects and other special projects that make records available to the public as described in RSMo 109.005.

**2a. Provide an activity measure(s) for the program.**

During FY08 and FY09, funds from the Document Preservation Fund were spent making death certificates more accessible online. The effectiveness of this expenditure can be seen in the decline in physical death certificate requests from 15,455 in 2006 to almost none from 2009 to the present. More recent preservation and access projects include records for the Missouri Supreme Court, Union Veterans Home, and early Land Sales. In FY17, the photographic prints of Missouri's first state photographer, Gerald R. Massie (1911-1989), were digitized with funds from the document preservation fund for easier access.

**2b. Provide a measure(s) of the program's quality.**

See 2a and 2c.

**2c. Provide a measure(s) of the program's impact.**

In FY21, the Missouri State Archives website received 14,344,834 searches.

**PROGRAM DESCRIPTION**

**Department** Secretary of State

**HB Section(s):** 12.110


**Program Name** Records and Archives

**Program is found in the following core budget(s):** Document Preservation

**2d. Provide a measure(s) of the program's efficiency.**

The Missouri State Archives has been recognized by Family Tree Magazine for 19 consecutive years because of the no-cost easy access to records provided by the Missouri State Archives website.

**3. Provide actual expenditures for the prior three fiscal years and planned expenditures for the current fiscal year. (Note: Amounts do not include fringe benefit costs.)**



**4. What are the sources of the "Other " funds?**

Document Preservation (0836)

**5. What is the authorization for this program, i.e., federal or state statute, etc.? (Include the federal program number, if applicable.)**

RSMo 109.005

**6. Are there federal matching requirements? If yes, please explain.**

No

**7. Is this a federally mandated program? If yes, please explain.**

No

**CORE DECISION ITEM**

<b>Department</b>	Secretary of State	<b>Budget Unit</b>	23515C
<b>Division</b>	Library Services		
<b>Core</b>	State Aid for Public Libraries	<b>HB Section</b>	12.115

**1. CORE FINANCIAL SUMMARY**

	FY 2024 Budget Request			
	GR	Federal	Other	Total
PS	0	0	0	0
EE	0	0	0	0
PSD	4,504,001	0	0	4,504,001
TRF	0	0	0	0
<b>Total</b>	<b>4,504,001</b>	<b>0</b>	<b>0</b>	<b>4,504,001</b>
<b>FTE</b>	<b>0.00</b>	<b>0.00</b>	<b>0.00</b>	<b>0.00</b>

	FY 2024 Governor's Recommendation			
	GR	Fed	Other	Total
PS	0	0	0	0
EE	0	0	0	0
PSD	4,504,001	0	0	4,504,001
TRF	0	0	0	0
<b>Total</b>	<b>4,504,001</b>	<b>0</b>	<b>0</b>	<b>4,504,001</b>
<b>FTE</b>	<b>0.00</b>	<b>0.00</b>	<b>0.00</b>	<b>0.00</b>

<b>Est. Fringe</b>	0	0	0	0
--------------------	---	---	---	---

*Note: Fringes budgeted in House Bill 5 except for certain fringes budgeted directly to MoDOT, Highway Patrol, and Conservation.*

<b>Est. Fringe</b>	0	0	0	0
--------------------	---	---	---	---

*Note: Fringes budgeted in House Bill 5 except for certain fringes budgeted directly to MoDOT, Highway Patrol, and Conservation.*

Other Funds:

Other Funds:

**2. CORE DESCRIPTION**

Under the Missouri Constitution and state statutes, the General Assembly appropriates funds to support public libraries. State aid is appropriated to libraries that have a minimum voted tax or local government support equal to \$.10 per \$100 of assessed valuation. Libraries use these funds to improve information access and develop stronger library services for Missouri citizens. Funds are distributed to public libraries on a per capita basis and to libraries in high poverty/low assessed valuation counties for equalization aid, and to other public libraries for purposes compliant with RSMo 181.060.

**3. PROGRAM LISTING (list programs included in this core funding)**

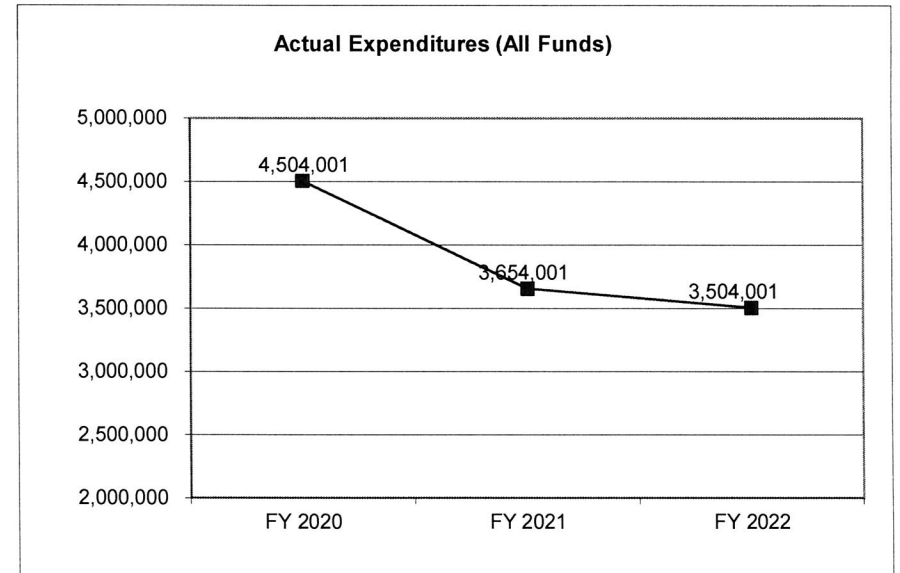
State Aid to Public Libraries

**CORE DECISION ITEM**

<b>Department</b>	Secretary of State	<b>Budget Unit</b>	23515C
<b>Division</b>	Library Services		
<b>Core</b>	State Aid for Public Libraries	<b>HB Section</b>	12.115

**4. FINANCIAL HISTORY**

	<b>FY 2020 Actual</b>	<b>FY 2021 Actual</b>	<b>FY 2022 Actual</b>	<b>FY 2023 Current Yr.</b>
Appropriation (All Funds)	4,504,001	3,504,001	3,504,001	3,504,001
Less Reverted (All Funds)	0	0	0	0
Less Restricted (All Funds)	0	0	0	0
Budget Authority (All Funds)	4,504,001	3,504,001	3,504,001	N/A
Actual Expenditures (All Funds)	4,504,001	3,654,001	3,504,001	N/A
Unexpended (All Funds)	0	(150,000)	0	N/A
Unexpended, by Fund:				
General Revenue	0	(150,000)	0	N/A
Federal	0	0	0	N/A
Other	0	0	0	N/A



Reverted includes the statutory three-percent reserve amount (when applicable).

Restricted includes any Governor's Expenditure Restrictions which remained at the end of the fiscal year (when applicable).

**NOTES:**

The FY20 budget includes \$1,000,000 that was paid to the Harry S Truman Library.

**CORE RECONCILIATION DETAIL**

**STATE**

**STATE AID FOR PUBLIC LIBRARY**

**5. CORE RECONCILIATION DETAIL**

	<b>Budget Class</b>	<b>FTE</b>	<b>GR</b>	<b>Federal</b>	<b>Other</b>	<b>Total</b>	<b>Explanation</b>
<b>TAFP AFTER VETOES</b>							
	PD	0.00	4,504,001	0	0	4,504,001	
	<b>Total</b>	<b>0.00</b>	<b>4,504,001</b>	<b>0</b>	<b>0</b>	<b>4,504,001</b>	
<b>DEPARTMENT CORE REQUEST</b>							
	PD	0.00	4,504,001	0	0	4,504,001	
	<b>Total</b>	<b>0.00</b>	<b>4,504,001</b>	<b>0</b>	<b>0</b>	<b>4,504,001</b>	
<b>GOVERNOR'S RECOMMENDED CORE</b>							
	PD	0.00	4,504,001	0	0	4,504,001	
	<b>Total</b>	<b>0.00</b>	<b>4,504,001</b>	<b>0</b>	<b>0</b>	<b>4,504,001</b>	

**DECISION ITEM SUMMARY**

Budget Unit									
Decision Item	FY 2022	FY 2022	FY 2023	FY 2023	FY 2024	FY 2024	FY 2024	FY 2024	FY 2024
Budget Object Summary	ACTUAL	ACTUAL	BUDGET	BUDGET	DEPT REQ	DEPT REQ	GOV REC	GOV REC	GOV REC
Fund	DOLLAR	FTE	DOLLAR	FTE	DOLLAR	FTE	DOLLAR	FTE	FTE
<b>STATE AID FOR PUBLIC LIBRARY</b>									
<b>CORE</b>									
<b>PROGRAM-SPECIFIC</b>									
GENERAL REVENUE	3,504,001	0.00	4,504,001	0.00	4,504,001	0.00	4,504,001	0.00	0.00
TOTAL - PD	3,504,001	0.00	4,504,001	0.00	4,504,001	0.00	4,504,001	0.00	0.00
<b>TOTAL</b>	<b>3,504,001</b>	<b>0.00</b>	<b>4,504,001</b>	<b>0.00</b>	<b>4,504,001</b>	<b>0.00</b>	<b>4,504,001</b>	<b>0.00</b>	<b>0.00</b>
<b>GRAND TOTAL</b>	<b>\$3,504,001</b>	<b>0.00</b>	<b>\$4,504,001</b>	<b>0.00</b>	<b>\$4,504,001</b>	<b>0.00</b>	<b>\$4,504,001</b>	<b>0.00</b>	<b>0.00</b>

**DECISION ITEM DETAIL**

Budget Unit	FY 2022	FY 2022	FY 2023	FY 2023	FY 2024	FY 2024	FY 2024	FY 2024
Decision Item	ACTUAL	ACTUAL	BUDGET	BUDGET	DEPT REQ	DEPT REQ	GOV REC	GOV REC
Budget Object Class	DOLLAR	FTE	DOLLAR	FTE	DOLLAR	FTE	DOLLAR	FTE
<b>STATE AID FOR PUBLIC LIBRARY</b>								
<b>CORE</b>								
PROGRAM DISTRIBUTIONS	3,504,001	0.00	4,504,001	0.00	4,504,001	0.00	4,504,001	0.00
TOTAL - PD	3,504,001	0.00	4,504,001	0.00	4,504,001	0.00	4,504,001	0.00
<b>GRAND TOTAL</b>	<b>\$3,504,001</b>	<b>0.00</b>	<b>\$4,504,001</b>	<b>0.00</b>	<b>\$4,504,001</b>	<b>0.00</b>	<b>\$4,504,001</b>	<b>0.00</b>
GENERAL REVENUE	\$3,504,001	0.00	\$4,504,001	0.00	\$4,504,001	0.00	\$4,504,001	0.00
FEDERAL FUNDS	\$0	0.00	\$0	0.00	\$0	0.00	\$0	0.00
OTHER FUNDS	\$0	0.00	\$0	0.00	\$0	0.00	\$0	0.00

**PROGRAM DESCRIPTION**

**Department** Secretary of State

**HB Section(s):** 12.115

**Program Name** State Aid for Public Libraries

**Program is found in the following core budget(s):** State Aid for Public Libraries

**1a. What strategic priority does this program address?**

State Aid for Public Libraries makes a vital contribution to improving public library services for Missourians. The program provides funds to public libraries that meet the requirements specified in the Missouri Constitution, Article IX, Section 10 and in RSMo 181.060. Public libraries having a minimum voted tax of local government support equal to ten cents per \$100 of assessed valuation are eligible to receive funds from this program. The average tax rate is set at \$.2066.

**1b. What does this program do?**

While public libraries in Missouri are funded primarily through property taxes, this program provides funds that help bridge local variations in funding due to differences in local property valuations and voted tax rates. In large cities and small towns alike, libraries serve as community anchors and provide baseline access to government services, economic opportunity, and support for students. In many communities, public libraries provide the only no cost high speed internet access, heavily used by people seeking jobs, filling out application forms, researching business opportunities, participating in online classes, or filing their taxes. For children, public libraries support early learning and education through storytimes, summer reading programs, and help with homework. State aid funds are used for computer technology or other equipment, Internet connectivity, print and digital resources, and library staff.

State aid applications are submitted annually for review and certification by the State Librarian. Once approved, local library boards of trustees decide how to allocate these funds according to the highest local needs and priorities. The Secretary of State and the State Library provide service guidelines through the Missouri Public Library Standards. These Standards provide benchmarks for per capita income, hours of service, amount of funds to be budgeted for library collections, and guidelines for determining current and future community technology needs. Many libraries in Missouri currently struggle to meet the Missouri Public Library Standards. State aid funding provides modest support for libraries moving to meet the benchmarks.

**2a. Provide an activity measure(s) for the program.**

*Population Served:*

	<b>2022</b>
Eligible library districts	159
Population	5,460,313

**2b. Provide a measure(s) of the program's quality.**

Individual libraries survey their users on satisfaction with services provided. In addition, program attendance and check out statistics are collected.

**2c. Provide a measure(s) of the program's impact.**

Most Missourians recognize the value of library service, and have a library card:

	<b>2022</b>
Number of Missourians with a library card, from statistical report	3,289,435
Percent of population of library districts	58.48%
Total materials borrowed from libraries	39,986,878

**PROGRAM DESCRIPTION**

**Department** Secretary of State

**HB Section(s):** 12.115

**Program Name** State Aid for Public Libraries

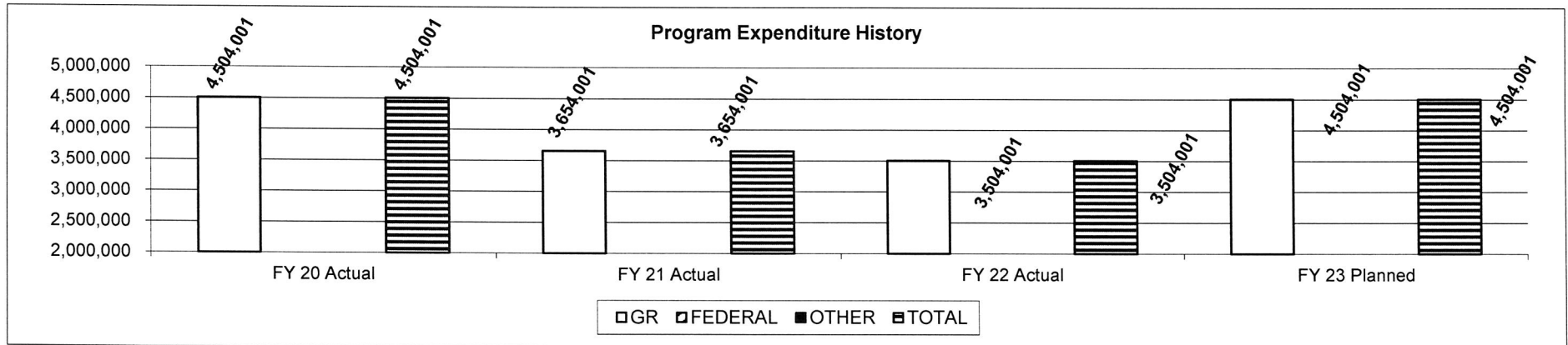
**Program is found in the following core budget(s):** State Aid for Public Libraries

**2d. Provide a measure(s) of the program's efficiency.**

Many Missourians rely on their local library for access to the Internet. Libraries provide Internet access using high speed connections at no charge for the user. This provides high quality and efficiency for the user.

	<b>2022</b>
Uses of Library-provided Computers	1,185,095
Wireless Sessions at Libraries	2,911,497

**3. Provide actual expenditures for the prior three fiscal years and planned expenditures for the current fiscal year. (Note: Amounts do not include fringe benefit costs.)**



Please note: the FY20 budget includes \$1,000,000 that was paid to the Harry S. Truman Library.

**4. What are the sources of the "Other " funds?**

**5. What is the authorization for this program, i.e., federal or state statute, etc.? (Include the federal program number, if applicable.)**

RSMo Ch. 181.060; Mo Constitution, Article IX, Section 10

**6. Are there federal matching requirements? If yes, please explain.**

Expenditures made from this appropriation are used to meet the 34% match required on the grants received from the Institute of Museum and Library Services.

**7. Is this a federally mandated program? If yes, please explain.**

No

**CORE DECISION ITEM**

<b>Department</b>	Secretary of State	<b>Budget Unit</b>	23520C
<b>Division</b>	Library Services	<b>HB Section</b>	12.120
<b>Core</b>	REAL Program		

**1. CORE FINANCIAL SUMMARY**

	FY 2024 Budget Request				FY 2024 Governor's Recommendation			
	GR	Federal	Other	Total	GR	Fed	Other	Total
<b>PS</b>	0	0	0	0	0	0	0	0
<b>EE</b>	3,109,250	0	0	3,109,250	3,109,250	0	0	3,109,250
<b>PSD</b>	0	0	0	0	0	0	0	0
<b>TRF</b>	0	0	0	0	0	0	0	0
<b>Total</b>	<u>3,109,250</u>	<u>0</u>	<u>0</u>	<u>3,109,250</u>	<u>3,109,250</u>	<u>0</u>	<u>0</u>	<u>3,109,250</u>
<b>FTE</b>	0.00	0.00	0.00	0.00	0.00	0.00	0.00	0.00

<b>Est. Fringe</b>	0	0	0	0
--------------------	---	---	---	---

*Note: Fringes budgeted in House Bill 5 except for certain fringes budgeted directly to MoDOT, Highway Patrol, and Conservation.*

<b>Est. Fringe</b>	0	0	0	0
--------------------	---	---	---	---

*Note: Fringes budgeted in House Bill 5 except for certain fringes budgeted directly to MoDOT, Highway Patrol, and Conservation.*

Other Funds: \_\_\_\_\_

**2. CORE DESCRIPTION**

The Remote Electronic Access for Libraries (REAL) Program provides Internet access, peripheral items, training and technical support for public libraries and licensing of shared electronic reference resources available to public libraries, K-12 schools, higher education, and state agencies. The REAL Program is one of the contractual programs for the Missouri Research and Educational Network (MOREnet). MOREnet maintains a high-capacity, high speed telecommunications network in the State of Missouri.

**3. PROGRAM LISTING (list programs included in this core funding)**

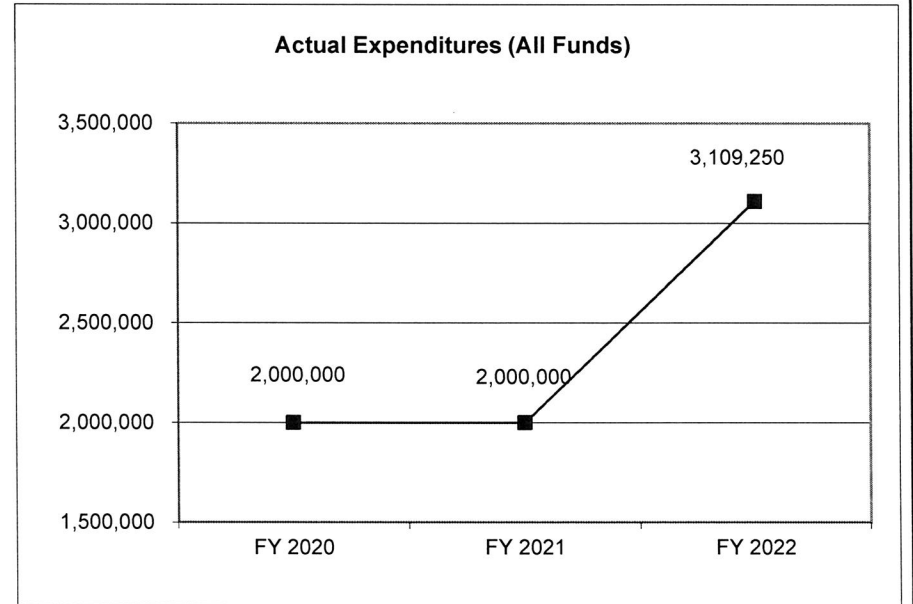
Remote Electronic Access for Libraries (REAL) Program

**CORE DECISION ITEM**

<b>Department</b>	Secretary of State	<b>Budget Unit</b>	23520C
<b>Division</b>	Library Services		
<b>Core</b>	REAL Program	<b>HB Section</b>	12.120

**4. FINANCIAL HISTORY**

	<b>FY 2020 Actual</b>	<b>FY 2021 Actual</b>	<b>FY 2022 Actual</b>	<b>FY 2023 Current Yr.</b>
Appropriation (All Funds)	2,000,000	2,000,000	3,109,250	3,109,250
Less Reverted (All Funds)	0	0	0	0
Less Restricted (All Funds)	0	0	0	0
Budget Authority (All Funds)	2,000,000	2,000,000	3,109,250	N/A
Actual Expenditures (All Funds)	2,000,000	2,000,000	3,109,250	N/A
Unexpended (All Funds)	0	0	0	N/A
<b>Unexpended, by Fund:</b>				
General Revenue	0	0	N/A	N/A
Federal	0	0	N/A	N/A
Other	0	0	N/A	N/A



Reverted includes the statutory three-percent reserve amount (when applicable).

Restricted includes any Governor's Expenditure Restrictions which remained at the end of the fiscal year (when applicable).

**CORE RECONCILIATION DETAIL**

STATE

REAL

**5. CORE RECONCILIATION DETAIL**

	<b>Budget Class</b>	<b>FTE</b>	<b>GR</b>	<b>Federal</b>	<b>Other</b>	<b>Total</b>	<b>Explanation</b>
<b>TAFP AFTER VETOES</b>							
	EE	0.00	3,109,250	0	0	3,109,250	
	<b>Total</b>	<b>0.00</b>	<b>3,109,250</b>	<b>0</b>	<b>0</b>	<b>3,109,250</b>	
<b>DEPARTMENT CORE REQUEST</b>							
	EE	0.00	3,109,250	0	0	3,109,250	
	<b>Total</b>	<b>0.00</b>	<b>3,109,250</b>	<b>0</b>	<b>0</b>	<b>3,109,250</b>	
<b>GOVERNOR'S RECOMMENDED CORE</b>							
	EE	0.00	3,109,250	0	0	3,109,250	
	<b>Total</b>	<b>0.00</b>	<b>3,109,250</b>	<b>0</b>	<b>0</b>	<b>3,109,250</b>	

**DECISION ITEM SUMMARY**

Budget Unit									
Decision Item	FY 2022	FY 2022	FY 2023	FY 2023	FY 2024	FY 2024	FY 2024	FY 2024	FY 2024
Budget Object Summary	ACTUAL	ACTUAL	BUDGET	BUDGET	DEPT REQ	DEPT REQ	GOV REC	GOV REC	GOV REC
Fund	DOLLAR	FTE	DOLLAR	FTE	DOLLAR	FTE	DOLLAR	FTE	FTE
<b>REAL</b>									
<b>CORE</b>									
EXPENSE & EQUIPMENT									
GENERAL REVENUE	3,109,250	0.00	3,109,250	0.00	3,109,250	0.00	3,109,250	0.00	0.00
TOTAL - EE	3,109,250	0.00	3,109,250	0.00	3,109,250	0.00	3,109,250	0.00	0.00
<b>TOTAL</b>	<b>3,109,250</b>	<b>0.00</b>	<b>3,109,250</b>	<b>0.00</b>	<b>3,109,250</b>	<b>0.00</b>	<b>3,109,250</b>	<b>0.00</b>	<b>0.00</b>
<b>GRAND TOTAL</b>	<b>\$3,109,250</b>	<b>0.00</b>	<b>\$3,109,250</b>	<b>0.00</b>	<b>\$3,109,250</b>	<b>0.00</b>	<b>\$3,109,250</b>	<b>0.00</b>	<b>0.00</b>

**DECISION ITEM DETAIL**

Budget Unit	FY 2022	FY 2022	FY 2023	FY 2023	FY 2024	FY 2024	FY 2024	FY 2024
Decision Item	ACTUAL	ACTUAL	BUDGET	BUDGET	DEPT REQ	DEPT REQ	GOV REC	GOV REC
Budget Object Class	DOLLAR	FTE	DOLLAR	FTE	DOLLAR	FTE	DOLLAR	FTE
<b>REAL</b>								
<b>CORE</b>								
PROFESSIONAL SERVICES	3,109,250	0.00	3,109,250	0.00	3,109,250	0.00	3,109,250	0.00
<b>TOTAL - EE</b>	<b>3,109,250</b>	<b>0.00</b>	<b>3,109,250</b>	<b>0.00</b>	<b>3,109,250</b>	<b>0.00</b>	<b>3,109,250</b>	<b>0.00</b>
<b>GRAND TOTAL</b>	<b>\$3,109,250</b>	<b>0.00</b>	<b>\$3,109,250</b>	<b>0.00</b>	<b>\$3,109,250</b>	<b>0.00</b>	<b>\$3,109,250</b>	<b>0.00</b>
GENERAL REVENUE	\$3,109,250	0.00	\$3,109,250	0.00	\$3,109,250	0.00	\$3,109,250	0.00
FEDERAL FUNDS	\$0	0.00	\$0	0.00	\$0	0.00	\$0	0.00
OTHER FUNDS	\$0	0.00	\$0	0.00	\$0	0.00	\$0	0.00

**PROGRAM DESCRIPTION**

**Department:** Secretary of State

**HB Section(s):** 12.120

**Program Name:** Remote Electronic Access for Libraries Program (REAL)

**Program is found in the following core budget(s):** REAL Program

**1a. What strategic priority does this program address?**

To provide Missourians with expanded services for learning and equity of access to quality library resources, services and technology to support individuals' needs for education, lifelong learning, and digital literacy skills.

**1b. What does this program do?**

The REAL Program provides internet access, network security, training, technical support, and peripheral services for public libraries, as well as licensing of shared electronic reference resources available to Missouri's participating public libraries, K-12 schools, higher education institutions and state agencies.

Public libraries serve as the sole source of high speed internet access for many Missourians, especially in our rural communities. In order for Missourians to compete in an online environment for jobs and business revenue, they need a basic level of computer skills and access to internet resources. Using local library's high speed internet access, patrons access government forms, apply for jobs and receive essential online training courses. As schools continue to increase their use of electronic resources in their curricula, public libraries often provide the only means for students to complete research and online assignments outside school hours, particularly for those who have no Internet-enabled device or lack reliable or affordable Internet access at home.

Beginning in March 2020 and continuing throughout the pandemic, public libraries have served an even more essential role, enabling access to wi-fi network connectivity outside their buildings (into the parking lot), providing hot spot/mi-fi device checkout to enable Internet connectivity in homes and other remote locations and wi-fi enabled devices for patron and community use, all in support of the immediate and ongoing shift to remote learning, working and health care.

To meet the ongoing demand for Internet access to serve their local communities, the three-year average bandwidth growth across all REAL Program participating library connections is nearly 24%. The American Library Association (ALA) currently recommends connections of 100 megabits per second (Mbps) for libraries serving populations of 50,000 or less and 1 gigabit per second (Gbps) for libraries serving populations larger than 50,000. Today, thirteen REAL participating library connections meets the ALA recommendations for 100 Mbps for a population of 50,000 or less.

The REAL Program appropriation includes funding for several types of database services including a general periodicals database, downloadable ebooks, K-12 research resources, genealogical and historical sources, as well as resources for health, business, and other popular research topics. These services are heavily used by all types of libraries and are also available to state agencies. Without this program, individually most public libraries and schools would be unable to afford access to electronic information resources. Those that are able to afford access would individually pay a considerably higher per capita cost for these resources, thus wasting scarce taxpayer dollars. For example, the fiscal year 2020 cost for one such statewide product license is \$667,182. If instead of a statewide license, every participating K-12 school, public library and higher education institution had to acquire its own individual license, the total combined cost to taxpayers would exceed an estimated \$10 million.

The Missouri Research and Education Network (MOREnet) offers essential technical services and maintains a high-capacity, high speed statewide telecommunications network in the State of Missouri. The Remote Electronic Access for Libraries (REAL) Program is one of the contractual programs for MOREnet.

**PROGRAM DESCRIPTION**

**Department:** Secretary of State

**HB Section(s):** 12.120

**Program Name:** Remote Electronic Access for Libraries Program (REAL)

**Program is found in the following core budget(s):** REAL Program

**2a. Provide an activity measure(s) for the program.**

	FY 2018	FY 2019	FY 2020	FY 2021	FY 2022 FY 2020	Projected FY 2023
Number of libraries participating	121	122	121	121		137
Total eligible	151	148	150	149	148	149
Percent of eligible library districts	80.1%	82.4%	80.7%	81.2%	#VALUE!	91.9%

**2b. Provide a measure(s) of the program's quality.**

Participants contacting MOREnet's support team for assistance receive an electronic satisfaction survey following the resolution of their issue(s). This survey asks the participant to rate performance in six areas: Timeliness of Initial Response, Subject Matter Knowledge, Effectiveness of Solution, Time to Resolution, Frequency and Clarity of Staff Communication, and Customer Service. The data shown below is averaged across all public library participants, types of assistance and areas of performance. Since FY14, 97% of respondents report they are satisfied with the service received from the help desk.

	FY 2019	FY 2020	FY 2021	FY 2022	Projected FY 2023
Percent of users satisfied with MOREnet service	96.1%	98.5%	95.0%	97.0%	98.0%

**2c. Provide a measure(s) of the program's impact.**

Electronic Resource Usage

The electronic resources provided by the REAL Program provide important reference information to residents throughout the state. Not only are these services heavily used by public libraries and the people they serve, these resources are essential to K-12 and higher education libraries and classrooms and the students they serve. Without these shared resources, most public libraries and schools will not be able to afford access to electronic information resources, and the few able to afford to pay for individual access would pay more in total.

**Electronic Resources Usage**

	FY 2019	FY 2020	FY 2021	FY 2022	FY 2023	Proj FY2024
General Periodical/K-12 Reference Searches	98,876,824	112,555,035	118,763,475	122,410,314	126,082,623	129,865,102

\*Note changes in the way the vendor tracks usage statistics and the way member organizations configure their library automation systems and discovery services can dramatically impact how searches are counted.

**PROGRAM DESCRIPTION**

**Department:** Secretary of State

**HB Section(s):** 12.120

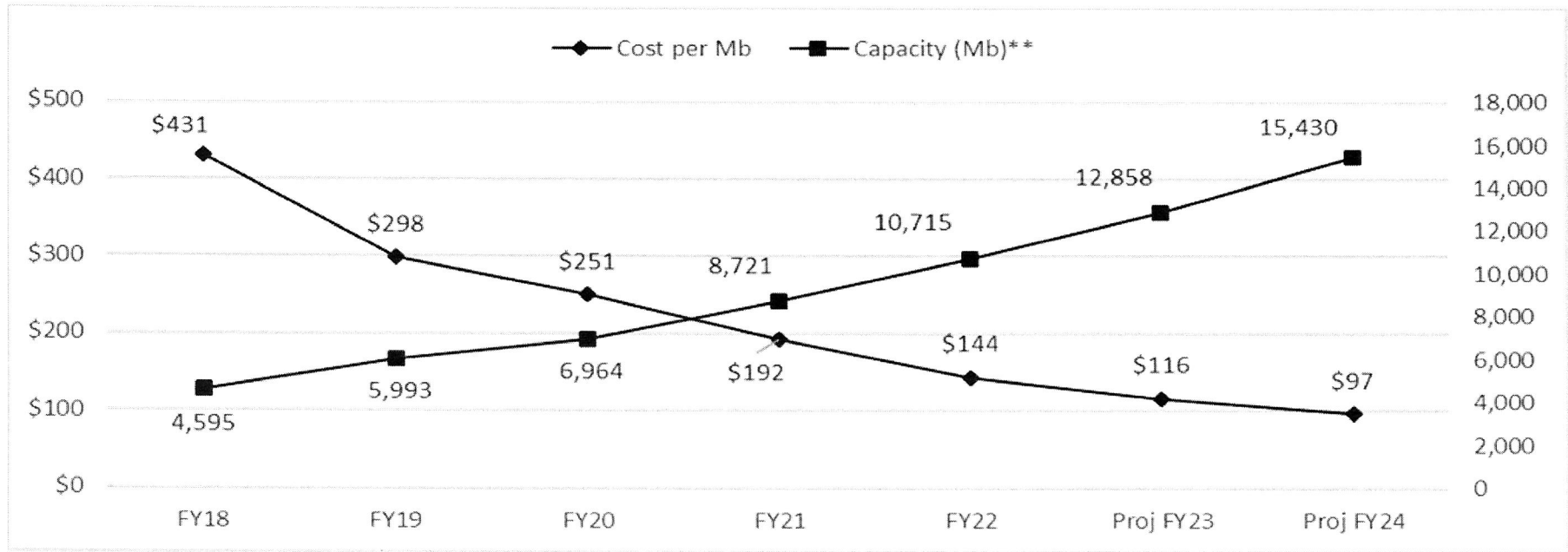
**Program Name:** Remote Electronic Access for Libraries Program (REAL)

**Program is found in the following core budget(s):** REAL Program

**2d. Provide a measure(s) of the program's efficiency.**

Demand Growth and Cost Efficiency: Capacity and Cost per Megabit (Mbps)

The demand for internet connectivity at public libraries continues to grow. Additional workstations, wireless devices, and greater use of electronic resources and communications by library patrons and staff continue to push demands for capacity higher and higher. By leveraging collective purchasing power, per Mb costs are lower than if each library district were to negotiate individually. In addition, the continual pursuit of additional connectivity savings has allowed REAL to meet the ongoing demand for increased bandwidth capacity with existing resources.



**PROGRAM DESCRIPTION**

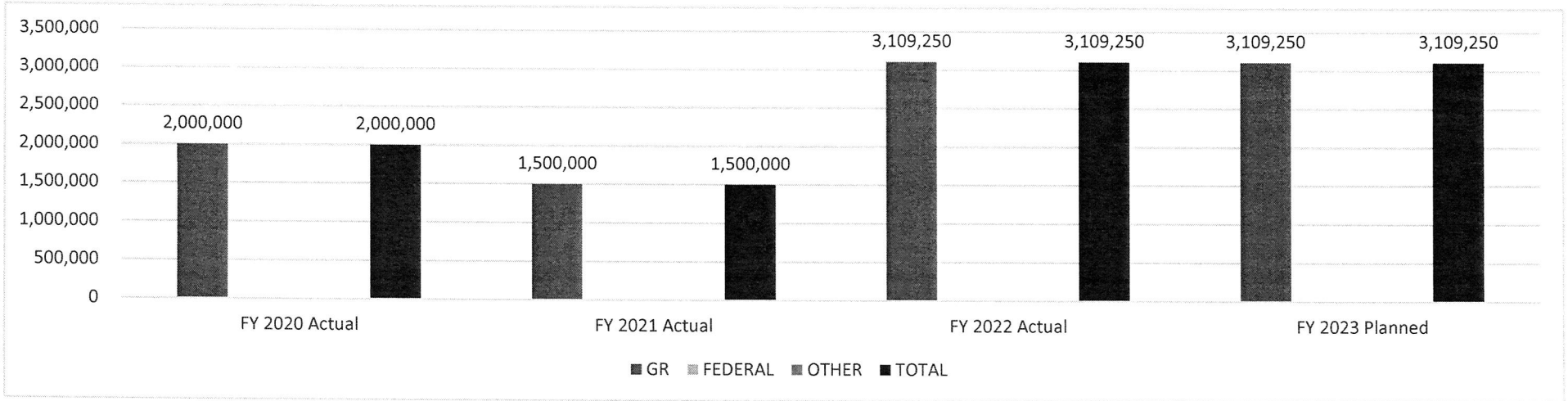
**Department:** Secretary of State

**HB Section(s):** 12.120

**Program Name:** Remote Electronic Access for Libraries Program (REAL)

**Program is found in the following core budget(s):** REAL Program

**3. Provide actual expenditures for the prior three fiscal years and planned expenditures for the current fiscal year. (Note: Amounts do not include fringe**



**5. What is the authorization for this program, i.e., federal or state statute, etc.? (Include the federal program number, if applicable.)**

Mo. Constitution, Article IX, Section 10  
RSMo Ch. 181

**6. Are there federal matching requirements? If yes, please explain.**

Expenditures made from this appropriation are used to meet the 34% match required on the grants received from the Institute of Museum and Library Services (IMLS).

**7. Is this a federally mandated program? If yes, please explain.**

No

**CORE DECISION ITEM**

<b>Department</b>	Secretary of State	<b>Budget Unit</b>	23722C
<b>Division</b>	Library Services	<b>HB Section</b>	12.125
<b>Core</b>	Federal Aid to Public Libraries		

**1. CORE FINANCIAL SUMMARY**

	FY 2024 Budget Request				FY 2024 Governor's Recommendation			
	GR	Federal	Other	Total	GR	Fed	Other	Total
<b>PS</b>	0	0	0	0	<b>PS</b>	0	0	0
<b>EE</b>	0	871,508	0	871,508	<b>EE</b>	0	871,508	871,508
<b>PSD</b>	0	6,593,828	0	6,593,828	<b>PSD</b>	0	3,253,492	3,253,492
<b>TRF</b>	0	0	0	0	<b>TRF</b>	0	0	0
<b>Total</b>	<b>0</b>	<b>7,465,336</b>	<b>0</b>	<b>7,465,336</b>	<b>Total</b>	<b>0</b>	<b>4,125,000</b>	<b>4,125,000</b>
<b>FTE</b>	<b>0.00</b>	<b>0.00</b>	<b>0.00</b>	<b>0.00</b>	<b>FTE</b>	<b>0.00</b>	<b>0.00</b>	<b>0.00</b>

<b>Est. Fringe</b>	0	0	0	0
--------------------	---	---	---	---

*Note: Fringes budgeted in House Bill 5 except for certain fringes budgeted directly to MoDOT, Highway Patrol, and Conservation.*

<b>Est. Fringe</b>	0	0	0	0
--------------------	---	---	---	---

*Note: Fringes budgeted in House Bill 5 except for certain fringes budgeted directly to MoDOT, Highway Patrol, and Conservation.*

Other Funds: \_\_\_\_\_

**2. CORE DESCRIPTION**

The purpose of the Library Services and Technology Act Fund (LSTA) is to promote literacy, education and lifelong learning and to enhance and expand the services and resources provided by libraries, including those services and resources relating to workforce development, 21st century skills and digital literacy skills. This implements the Missouri State Library's long-range plan to use federal funds to develop stronger library services by providing grant opportunities to eligible libraries and through statewide initiatives.

**3. PROGRAM LISTING (list programs included in this core funding)**

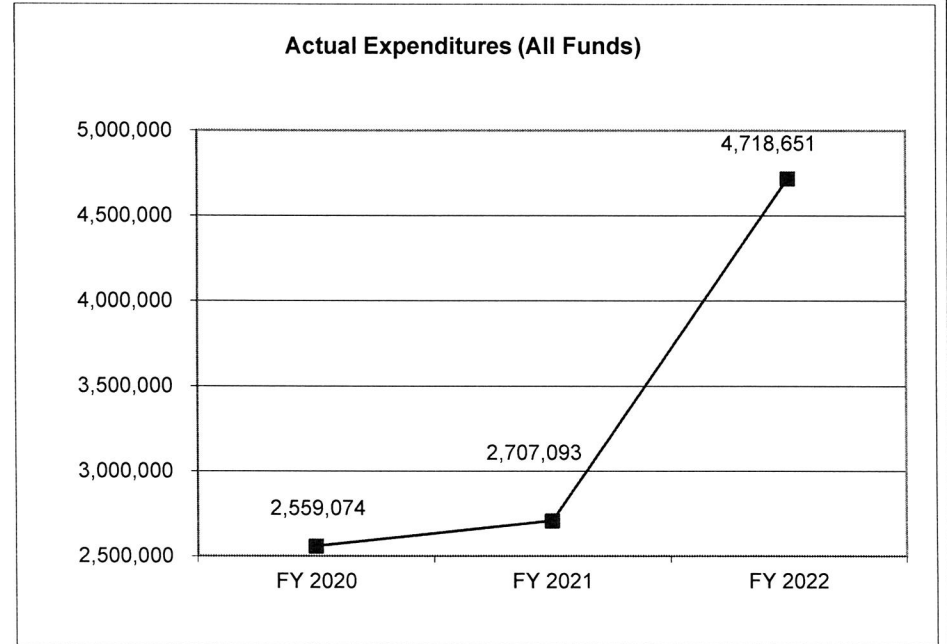
Federal Aid for Public Libraries

**CORE DECISION ITEM**

<b>Department</b>	Secretary of State	<b>Budget Unit</b>	23722C
<b>Division</b>	Library Services		
<b>Core</b>	Federal Aid to Public Libraries	<b>HB Section</b>	12.125

**4. FINANCIAL HISTORY**

	<b>FY 2020 Actual</b>	<b>FY 2021 Actual</b>	<b>FY 2022 Actual</b>	<b>FY 2023 Current Yr.</b>
Appropriation (All Funds)	4,125,000	4,125,000	7,465,336	7,465,336
Less Reverted (All Funds)	0	0	N/A	N/A
Less Restricted (All Funds)	0	0	N/A	N/A
Budget Authority (All Funds)	4,125,000	4,125,000	7,465,336	N/A
Actual Expenditures (All Funds)	2,559,074	2,707,093	4,718,651	N/A
Unexpended (All Funds)	1,565,926	1,417,907	2,746,685	N/A
Unexpended, by Fund:				
General Revenue	0	0	0	N/A
Federal	1,565,926	1,417,907	2,746,685	N/A
Other	0	0	0	N/A



Reverted includes the statutory three-percent reserve amount (when applicable).

Restricted includes any Governor's Expenditure Restrictions which remained at the end of the fiscal year (when applicable).

**NOTES:**

LSTA funds may be spent over a two-year period. Sufficient appropriation authority is needed to allow for fund management during periods when funds are encumbered from two grant allocations.

**CORE RECONCILIATION DETAIL**

**STATE**  
**FEDERAL AID FOR PUBLIC LIBRAR**

**5. CORE RECONCILIATION DETAIL**

	<b>Budget Class</b>	<b>FTE</b>	<b>GR</b>	<b>Federal</b>	<b>Other</b>	<b>Total</b>	<b>Explanation</b>
<b>TAFP AFTER VETOES</b>							
	EE	0.00	0	871,508	0	871,508	
	PD	0.00	0	6,593,828	0	6,593,828	
	<b>Total</b>	<b>0.00</b>	<b>0</b>	<b>7,465,336</b>	<b>0</b>	<b>7,465,336</b>	
<b>DEPARTMENT CORE REQUEST</b>							
	EE	0.00	0	871,508	0	871,508	
	PD	0.00	0	6,593,828	0	6,593,828	
	<b>Total</b>	<b>0.00</b>	<b>0</b>	<b>7,465,336</b>	<b>0</b>	<b>7,465,336</b>	
<b>GOVERNOR'S ADDITIONAL CORE ADJUSTMENTS</b>							
Core Reduction	2059 8528	PD	0.00	0	(3,340,336)	0	(3,340,336) Authority to spend Federal Stimulus Funds (COVID-19 Aid) for Libraries no longer needed because expenditures have been completed.
<b>NET GOVERNOR CHANGES</b>		<b>0.00</b>	<b>0</b>	<b>(3,340,336)</b>	<b>0</b>	<b>(3,340,336)</b>	
<b>GOVERNOR'S RECOMMENDED CORE</b>							
	EE	0.00	0	871,508	0	871,508	
	PD	0.00	0	3,253,492	0	3,253,492	
	<b>Total</b>	<b>0.00</b>	<b>0</b>	<b>4,125,000</b>	<b>0</b>	<b>4,125,000</b>	

**DECISION ITEM SUMMARY**

Budget Unit									
Decision Item	FY 2022	FY 2022	FY 2023	FY 2023	FY 2024	FY 2024	FY 2024	FY 2024	FY 2024
Budget Object Summary	ACTUAL	ACTUAL	BUDGET	BUDGET	DEPT REQ	DEPT REQ	GOV REC	GOV REC	GOV REC
Fund	DOLLAR	FTE	DOLLAR	FTE	DOLLAR	FTE	DOLLAR	FTE	DOLLAR
<b>FEDERAL AID FOR PUBLIC LIBRAR</b>									
<b>CORE</b>									
<b>EXPENSE &amp; EQUIPMENT</b>									
SEC OF STATE-FEDERAL FUNDS	627,970	0.00	871,508	0.00	871,508	0.00	871,508	0.00	871,508
SOS FEDERAL STIMULUS 2021	308,842	0.00	0	0.00	0	0.00	0	0.00	0
TOTAL - EE	936,812	0.00	871,508	0.00	871,508	0.00	871,508	0.00	871,508
<b>PROGRAM-SPECIFIC</b>									
SEC OF STATE-FEDERAL FUNDS	2,268,368	0.00	3,253,492	0.00	3,253,492	0.00	3,253,492	0.00	3,253,492
SOS FEDERAL STIMULUS 2021	1,513,471	0.00	3,340,336	0.00	3,340,336	0.00	0	0.00	0
TOTAL - PD	3,781,839	0.00	6,593,828	0.00	6,593,828	0.00	3,253,492	0.00	3,253,492
<b>TOTAL</b>	<b>4,718,651</b>	<b>0.00</b>	<b>7,465,336</b>	<b>0.00</b>	<b>7,465,336</b>	<b>0.00</b>	<b>4,125,000</b>	<b>0.00</b>	<b>4,125,000</b>
<b>GRAND TOTAL</b>	<b>\$4,718,651</b>	<b>0.00</b>	<b>\$7,465,336</b>	<b>0.00</b>	<b>\$7,465,336</b>	<b>0.00</b>	<b>\$4,125,000</b>	<b>0.00</b>	<b>\$4,125,000</b>

**DECISION ITEM DETAIL**

Budget Unit	FY 2022	FY 2022	FY 2023	FY 2023	FY 2024	FY 2024	FY 2024	FY 2024
Decision Item	ACTUAL	ACTUAL	BUDGET	BUDGET	DEPT REQ	DEPT REQ	GOV REC	GOV REC
Budget Object Class	DOLLAR	FTE	DOLLAR	FTE	DOLLAR	FTE	DOLLAR	FTE
<b>FEDERAL AID FOR PUBLIC LIBRAR</b>								
<b>CORE</b>								
TRAVEL, IN-STATE	386	0.00	12,000	0.00	12,000	0.00	12,000	0.00
TRAVEL, OUT-OF-STATE	0	0.00	1	0.00	1	0.00	1	0.00
SUPPLIES	7,627	0.00	38,000	0.00	38,000	0.00	38,000	0.00
PROFESSIONAL DEVELOPMENT	0	0.00	45,000	0.00	45,000	0.00	45,000	0.00
COMMUNICATION SERV & SUPP	0	0.00	1	0.00	1	0.00	1	0.00
PROFESSIONAL SERVICES	928,799	0.00	724,299	0.00	724,299	0.00	724,299	0.00
M&R SERVICES	0	0.00	30,001	0.00	30,001	0.00	30,001	0.00
COMPUTER EQUIPMENT	0	0.00	1	0.00	1	0.00	1	0.00
MOTORIZED EQUIPMENT	0	0.00	1	0.00	1	0.00	1	0.00
OFFICE EQUIPMENT	0	0.00	1	0.00	1	0.00	1	0.00
OTHER EQUIPMENT	0	0.00	1	0.00	1	0.00	1	0.00
PROPERTY & IMPROVEMENTS	0	0.00	1	0.00	1	0.00	1	0.00
BUILDING LEASE PAYMENTS	0	0.00	1,000	0.00	1,000	0.00	1,000	0.00
EQUIPMENT RENTALS & LEASES	0	0.00	1,201	0.00	1,201	0.00	1,201	0.00
MISCELLANEOUS EXPENSES	0	0.00	20,000	0.00	20,000	0.00	20,000	0.00
<b>TOTAL - EE</b>	<b>936,812</b>	<b>0.00</b>	<b>871,508</b>	<b>0.00</b>	<b>871,508</b>	<b>0.00</b>	<b>871,508</b>	<b>0.00</b>
PROGRAM DISTRIBUTIONS	3,781,839	0.00	6,593,827	0.00	6,593,827	0.00	3,253,491	0.00
REFUNDS	0	0.00	1	0.00	1	0.00	1	0.00
<b>TOTAL - PD</b>	<b>3,781,839</b>	<b>0.00</b>	<b>6,593,828</b>	<b>0.00</b>	<b>6,593,828</b>	<b>0.00</b>	<b>3,253,492</b>	<b>0.00</b>
<b>GRAND TOTAL</b>	<b>\$4,718,651</b>	<b>0.00</b>	<b>\$7,465,336</b>	<b>0.00</b>	<b>\$7,465,336</b>	<b>0.00</b>	<b>\$4,125,000</b>	<b>0.00</b>
<b>GENERAL REVENUE</b>	<b>\$0</b>	<b>0.00</b>	<b>\$0</b>	<b>0.00</b>	<b>\$0</b>	<b>0.00</b>	<b>\$0</b>	<b>0.00</b>
<b>FEDERAL FUNDS</b>	<b>\$4,718,651</b>	<b>0.00</b>	<b>\$7,465,336</b>	<b>0.00</b>	<b>\$7,465,336</b>	<b>0.00</b>	<b>\$4,125,000</b>	<b>0.00</b>
<b>OTHER FUNDS</b>	<b>\$0</b>	<b>0.00</b>	<b>\$0</b>	<b>0.00</b>	<b>\$0</b>	<b>0.00</b>	<b>\$0</b>	<b>0.00</b>

**PROGRAM DESCRIPTION**

**Department** Secretary of State

**HB Section(s):** 12.125

**Program Name** Federal Aid for Public Libraries

**Program is found in the following core budget(s):** Federal Aid for Public Libraries

**1a. What strategic priority does this program address?**

The purpose of the Library Services and Technology Act Fund (LSTA) is to promote literacy, education and lifelong learning and to enhance and expand the services and resources provided by libraries, including those services and resources relating to workforce development, 21st century skills and digital literacy skills.

**1b. What does this program do?**

The Missouri State Library is the State Library Administrative Agency for LSTA funds awarded annually to Missouri. Based on needs identified by Missouri libraries and a formal evaluation of the 2018-2022 State Five Year Plan, approved by the Institute of Museum and Library Services (IMLS), the federal agency which administers the LSTA funds, the Missouri State Library developed a Five Year Plan for 2023-2027. As required, the Plan was reviewed and approved by IMLS.

To implement the 2023-2027 Five Year Plan, the Missouri State Library developed programs to:

1. Build and sustain information resources
2. Target library and information services
3. Strengthen the library workforce

**2a. Provide an activity measure(s) for the program.**

***Number and grant award amounts to local libraries:***

	<b>FY2019</b>	<b>FY2020</b>	<b>FY2021</b>	<b>FY2022</b>
Local Library Project Grants	188	194	220	197
Amount Awarded	\$1,521,036	\$1,907,719	\$1,961,450	\$2,738,316

***Early literacy initiatives:***

	<b>FY2019</b>	<b>FY2020</b>	<b>FY2021</b>	<b>FY2022</b>
Participating public libraries	119	125	125	126
Library Service Population	5,127,976	5,237,260	5,248,113	5,537,323

**2b. Provide a measure(s) of the program's quality.**

Library staff consistently give high ratings to training provided. Survey results from the annual continuing education survey show that CE training events are perceived by most participants as being an effective tool for increasing understanding of new library practices and procedures. Furthermore, most participants report sharing information with other staff and applying what they have learned to programming and services.\*\*During the pandemic, libraries more than ever, took advantage of the Missouri State Library's webinars and other online training opportunities because many libraries were closed to the public and staff had additional time and motivation for continuing education opportunities.

**PROGRAM DESCRIPTION**

**Department** Secretary of State

**HB Section(s):** 12.125

**Program Name** Federal Aid for Public Libraries

**Program is found in the following core budget(s):** Federal Aid for Public Libraries

	FY2019	FY2020	FY2021	FY2022
Training sessions**	130	187	203	277
Attendance	2,932	69,270	25,371	18,422

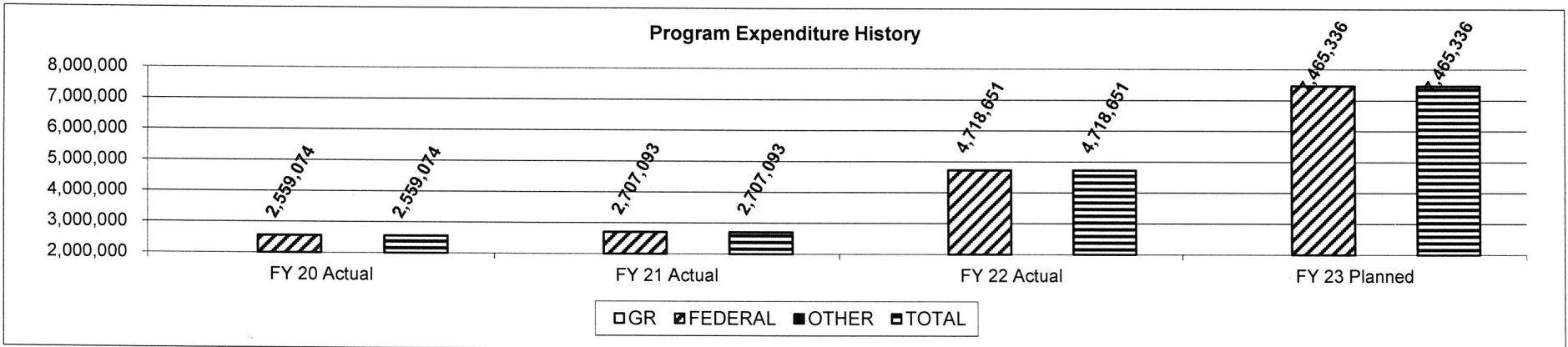
**2c. Provide a measure(s) of the program's impact.**

The Missouri State Library has continued to be responsive to libraries needs as the return to more normal post-pandemic operations. While LSTA grants still are focused heavily on early literacy/summer reading program and technology, some libraries have incorporated some of their COVID-related services to be come "normal" library offerings, such as checking out of wifi hotspots and making self-checkout machines available. The Missouri State Library will continue to monitor trends and needs and offer grant opportunities to meet this needs, when possible.

**2d. Provide a measure(s) of the program's efficiency.**

The independent evaluator of Missouri's LSTA 5 year Plan stated: "In the opinion of the evaluators, the Missouri State Library has, using the measure of leveraging a small amount of money to accomplish major results by strategically deploying funds, accomplished a great deal by very methodically and effectively carrying out the specific goals contained in its five-year LSTA Plan for 2018-2022. In the evaluators' considerable experience, few, if any, states have been as diligent in the implementation of their five-year plans. Furthermore, having worked with several dozen states on LSTA evaluations over the course of more than a decade, in our opinion, Missouri is exemplary in its management of a large and complex sub-grant program. The Missouri State Library has done what it said it would do in its five-year Plan and the state library agency's tracking of the outcome targets contained in the Plan is second to none."

**3. Provide actual expenditures for the prior three fiscal years and planned expenditures for the current fiscal year. (Note: Amounts do not include fringe benefit costs.)**



**PROGRAM DESCRIPTION**

**Department** Secretary of State \_\_\_\_\_

**HB Section(s):** \_\_\_\_\_ 12.125

**Program Name** Federal Aid for Public Libraries \_\_\_\_\_

**Program is found in the following core budget(s):** Federal Aid for Public Libraries

**4. What are the sources of the "Other " funds?**

**5. What is the authorization for this program, i.e., federal or state statute, etc.? (Include the federal program number, if applicable.)**

Library Services and Technology Act; Public Law 104-208 as amended

**6. Are there federal matching requirements? If yes, please explain.**

Yes, states must provide a 34% match in general revenue funding. States are also required to maintain their level of effort of expenditures for libraries purposes, as calculated over a 3-year average.

**7. Is this a federally mandated program? If yes, please explain.**

All states receive funds under The Museum and Library Services Act of 2010. Funds are calculated by formula under the law and awarded to the states through the IMLS Grants to States Program.

**CORE DECISION ITEM**

<b>Department</b>	Secretary of State	<b>Budget Unit</b>	23728C
<b>Division</b>	Library Services	<b>HB Section</b>	12.135
<b>Core</b>	Library Networking Fund Transfer		

**1. CORE FINANCIAL SUMMARY**

	FY 2024 Budget Request				FY 2024 Governor's Recommendation			
	GR	Federal	Other	Total	GR	Fed	Other	Total
PS	0	0	0	0	PS	0	0	0
EE	0	0	0	0	EE	0	0	0
PSD	0	0	0	0	PSD	0	0	0
TRF	3,250,000	0	0	3,250,000	TRF	3,250,000	0	3,250,000
<b>Total</b>	<b>3,250,000</b>	<b>0</b>	<b>0</b>	<b>3,250,000</b>	<b>Total</b>	<b>3,250,000</b>	<b>0</b>	<b>3,250,000</b>
FTE	0.00	0.00	0.00	0.00	FTE	0.00	0.00	0.00

<b>Est. Fringe</b>	0	0	0	0
--------------------	---	---	---	---

*Note: Fringes budgeted in House Bill 5 except for certain fringes budgeted directly to MoDOT, Highway Patrol, and Conservation.*

<b>Est. Fringe</b>	0	0	0	0
--------------------	---	---	---	---

*Note: Fringes budgeted in House Bill 5 except for certain fringes budgeted directly to MoDOT, Highway Patrol, and Conservation.*

Other Funds: \_\_\_\_\_

**2. CORE DESCRIPTION**

Ten percent of the estimated revenues of the income tax on out-of-state athletes and entertainers shall be transferred to the Library Networking Fund for distribution to public libraries for acquisition of library materials to meet Missouri citizens' needs for accurate and reliable information (143.183 RSMo). Gifts, contributions, or bequests from federal, private, or other sources may also be deposited to the Library Networking Fund (182.812 RSMo) and used according to the purposes of the gift. Special reporting categories are put in place to track all expenditures. Interest accrued to the Library Networking Fund may also be spent for the purposes of the fund.

**3. PROGRAM LISTING (list programs included in this core funding)**

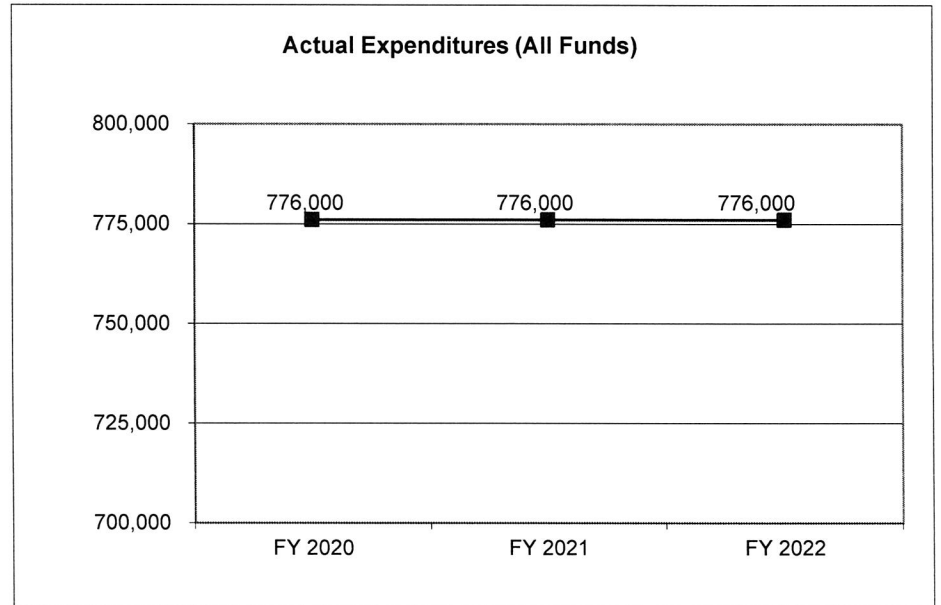
Library Networking Fund

**CORE DECISION ITEM**

<b>Department</b>	Secretary of State	<b>Budget Unit</b>	<u>23728C</u>
<b>Division</b>	Library Services		
<b>Core</b>	Library Networking Fund Transfer	<b>HB Section</b>	<u>12.135</u>

**4. FINANCIAL HISTORY**

	<b>FY 2020 Actual</b>	<b>FY 2021 Actual</b>	<b>FY 2022 Actual</b>	<b>FY 2023 Current Yr.</b>
Appropriation (All Funds)	800,000	800,000	800,000	3,250,000
Less Reverted (All Funds)	(24,000)	(24,000)	(24,000)	N/A
Less Restricted (All Funds)	0	0	0	0
Budget Authority (All Funds)	<u>776,000</u>	<u>776,000</u>	<u>776,000</u>	<u>N/A</u>
Actual Expenditures (All Funds)	<u>776,000</u>	<u>776,000</u>	<u>776,000</u>	<u>N/A</u>
Unexpended (All Funds)	<u>0</u>	<u>0</u>	<u>0</u>	<u>N/A</u>
Unexpended, by Fund:				
General Revenue	0	0	0	N/A
Federal	0	0	0	N/A
Other	0	0	0	N/A



Reverted includes the statutory three-percent reserve amount (when applicable).

Restricted includes any Governor's Expenditure Restrictions which remained at the end of the fiscal year (when applicable).

**NOTES:**

**CORE RECONCILIATION DETAIL**

**STATE**

**LIBRARY NETWORKING-TRANSFER**

**5. CORE RECONCILIATION DETAIL**

	<b>Budget Class</b>	<b>FTE</b>	<b>GR</b>	<b>Federal</b>	<b>Other</b>	<b>Total</b>	<b>Explanation</b>
<b>TAFP AFTER VETOES</b>							
	TRF	0.00	3,250,000	0	0	3,250,000	
	<b>Total</b>	<b>0.00</b>	<b>3,250,000</b>	<b>0</b>	<b>0</b>	<b>3,250,000</b>	
<b>DEPARTMENT CORE REQUEST</b>							
	TRF	0.00	3,250,000	0	0	3,250,000	
	<b>Total</b>	<b>0.00</b>	<b>3,250,000</b>	<b>0</b>	<b>0</b>	<b>3,250,000</b>	
<b>GOVERNOR'S RECOMMENDED CORE</b>							
	TRF	0.00	3,250,000	0	0	3,250,000	
	<b>Total</b>	<b>0.00</b>	<b>3,250,000</b>	<b>0</b>	<b>0</b>	<b>3,250,000</b>	

**DECISION ITEM SUMMARY**

<b>Budget Unit</b>								
<b>Decision Item</b>	<b>FY 2022</b>	<b>FY 2022</b>	<b>FY 2023</b>	<b>FY 2023</b>	<b>FY 2024</b>	<b>FY 2024</b>	<b>FY 2024</b>	<b>FY 2024</b>
<b>Budget Object Summary</b>	<b>ACTUAL</b>	<b>ACTUAL</b>	<b>BUDGET</b>	<b>BUDGET</b>	<b>DEPT REQ</b>	<b>DEPT REQ</b>	<b>GOV REC</b>	<b>GOV REC</b>
<b>Fund</b>	<b>DOLLAR</b>	<b>FTE</b>	<b>DOLLAR</b>	<b>FTE</b>	<b>DOLLAR</b>	<b>FTE</b>	<b>DOLLAR</b>	<b>FTE</b>
<b>LIBRARY NETWORKING-TRANSFER</b>								
<b>CORE</b>								
<b>FUND TRANSFERS</b>								
GENERAL REVENUE	776,000	0.00	3,250,000	0.00	3,250,000	0.00	3,250,000	0.00
TOTAL - TRF	776,000	0.00	3,250,000	0.00	3,250,000	0.00	3,250,000	0.00
<b>TOTAL</b>	<b>776,000</b>	<b>0.00</b>	<b>3,250,000</b>	<b>0.00</b>	<b>3,250,000</b>	<b>0.00</b>	<b>3,250,000</b>	<b>0.00</b>
<b>GRAND TOTAL</b>	<b>\$776,000</b>	<b>0.00</b>	<b>\$3,250,000</b>	<b>0.00</b>	<b>\$3,250,000</b>	<b>0.00</b>	<b>\$3,250,000</b>	<b>0.00</b>

**DECISION ITEM DETAIL**

Budget Unit	FY 2022	FY 2022	FY 2023	FY 2023	FY 2024	FY 2024	FY 2024	FY 2024
Decision Item	ACTUAL	ACTUAL	BUDGET	BUDGET	DEPT REQ	DEPT REQ	GOV REC	GOV REC
Budget Object Class	DOLLAR	FTE	DOLLAR	FTE	DOLLAR	FTE	DOLLAR	FTE
<b>LIBRARY NETWORKING-TRANSFER</b>								
<b>CORE</b>								
TRANSFERS OUT	776,000	0.00	3,250,000	0.00	3,250,000	0.00	3,250,000	0.00
TOTAL - TRF	776,000	0.00	3,250,000	0.00	3,250,000	0.00	3,250,000	0.00
<b>GRAND TOTAL</b>	<b>\$776,000</b>	<b>0.00</b>	<b>\$3,250,000</b>	<b>0.00</b>	<b>\$3,250,000</b>	<b>0.00</b>	<b>\$3,250,000</b>	<b>0.00</b>
GENERAL REVENUE	\$776,000	0.00	\$3,250,000	0.00	\$3,250,000	0.00	\$3,250,000	0.00
FEDERAL FUNDS	\$0	0.00	\$0	0.00	\$0	0.00	\$0	0.00
OTHER FUNDS	\$0	0.00	\$0	0.00	\$0	0.00	\$0	0.00

**PROGRAM DESCRIPTION**

**Department** Secretary of State \_\_\_\_\_

**HB Section(s):** \_\_\_\_\_ 12.135

**Program Name** Library Networking Fund Transfer \_\_\_\_\_

**Program is found in the following core budget(s):** Library Networking Fund Transfer

**1a. What strategic priority does this program address?**

This program provides funds to Missouri public libraries and is to be used to purchase materials for the library collections. The materials purchased can be for adult, teens and children and can be in print, audio, visual or electronic format.

**1b. What does this program do?**

State statute (143.183 RSMo) requires the transfer of ten percent of the estimated revenues generated by the income tax on out-of-state athletes and entertainers to the Library Networking Fund for distribution to public libraries for purchase of library materials, adding to the funding used to meet Missourians' need for accurate and reliable information from libraries. In addition to this transfer, monies received from gifts, contributions, grants or bequests from federal, private or other sources may also be deposited to the Library Networking Fund (RSMo182.812) and used according to the purposes of the gift or grant. Special reporting categories are put in place to track all expenditures. Interest accrued to the Library Networking Fund may also be spent for the purposes of the fund.

**2a. Provide an activity measure(s) for the program.**

*Libraries Served:*

	<b>2022</b>
Eligible library districts	160
Population	5,624,642

**2b. Provide a measure(s) of the program's quality.**

Individual libraries survey their users on satisfaction with services provided.

**2c. Provide a measure(s) of the program's impact.**

*Materials circulated:*

	<b>2022</b>
Total materials circulated, per statistical report	39,986,878
Materials circulated per person	7.10

**PROGRAM DESCRIPTION**

**Department** Secretary of State

**HB Section(s):** 12.135

**Program Name** Library Networking Fund Transfer

**Program is found in the following core budget(s):** Library Networking Fund Transfer

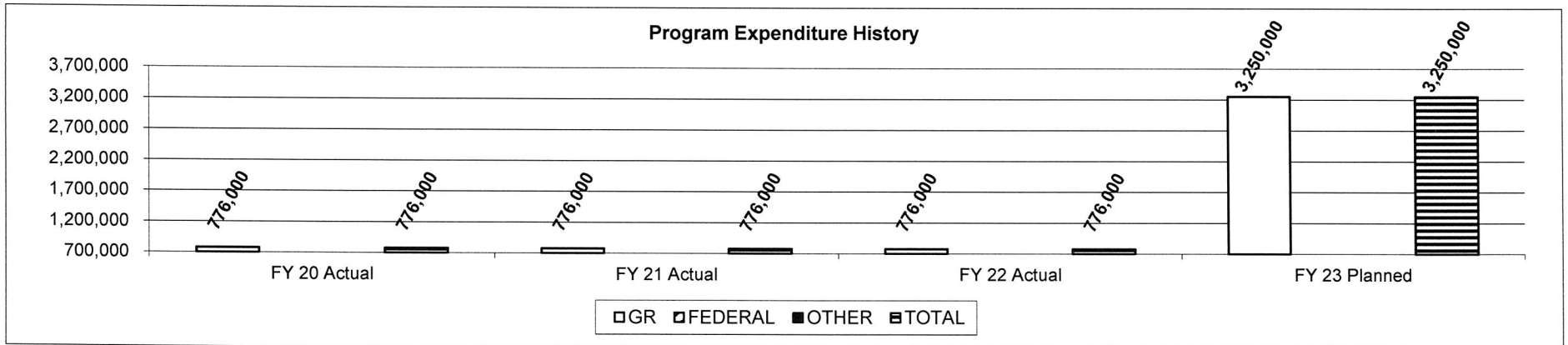
**2d. Provide a measure(s) of the program's efficiency.**

Research studies show that children and teens who read over the summer months suffer less learning loss. These funds allow libraries to boost the availability of appealing reading materials for youth.

Electronic books (eBooks) have helped libraries increase their circulation totals. Increasing the number of e-titles a library has helps it serve their entire community and reach new library users.

Students and adults find accurate, reliable information in their local libraries. Information in rapidly changing fields such as health and consumer information is accessed to make informed decisions, search for jobs, plan career changes, and inform themselves as citizens.

**3. Provide actual expenditures for the prior three fiscal years and planned expenditures for the current fiscal year. (Note: Amounts do not include fringe benefit costs.)**



**4. What are the sources of the "Other " funds?**

**5. What is the authorization for this program, i.e., federal or state statute, etc.? (Include the federal program number, if applicable.)**

Sections 143.182 RSMo (professional athletes and entertainers income tax), 182.812 RSMo (Library Networking Fund) and 181.021 RSMo (State Library)

**6. Are there federal matching requirements? If yes, please explain.**

No

**7. Is this a federally mandated program? If yes, please explain.**

No

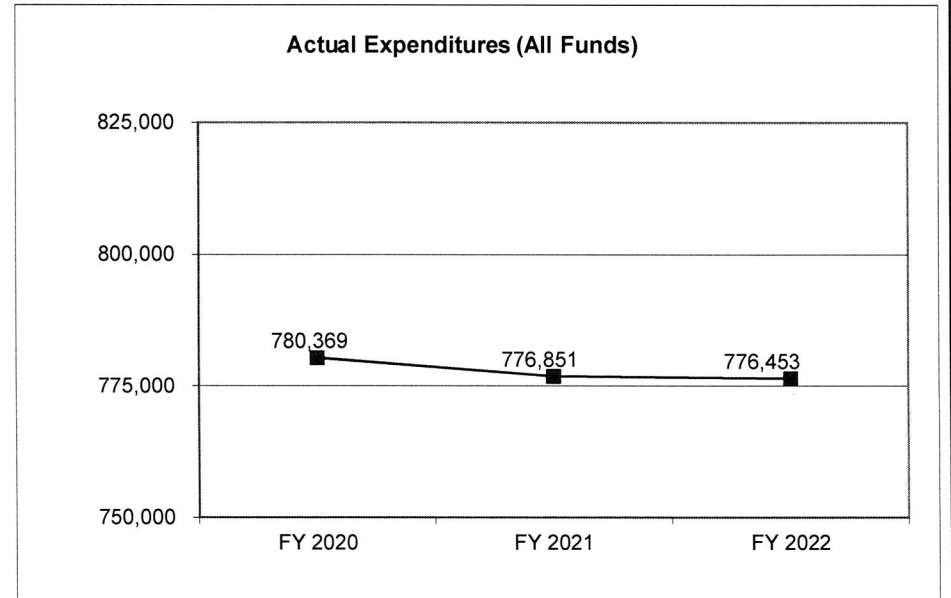


**CORE DECISION ITEM**

<b>Department</b>	Secretary of State	<b>Budget Unit</b>	<u>23727C</u>
<b>Division</b>	Library Services	<b>HB Section</b>	<u>12.130</u>
<b>Core</b>	Library Networking Fund		

**4. FINANCIAL HISTORY**

	<b>FY 2020 Actual</b>	<b>FY 2021 Actual</b>	<b>FY 2022 Actual</b>	<b>FY 2023 Current Yr.</b>
Appropriation (All Funds)	1,110,000	1,110,000	1,110,000	3,350,000
Less Reverted (All Funds)	0	0	N/A	N/A
Less Restricted (All Funds)	0	0	N/A	N/A
Budget Authority (All Funds)	1,110,000	1,110,000	1,110,000	N/A
Actual Expenditures (All Funds)	780,369	776,851	776,453	N/A
Unexpended (All Funds)	329,631	333,149	333,547	N/A
Unexpended, by Fund:				
General Revenue	0	0	0	N/A
Federal	0	0	0	N/A
Other	329,631	333,149	333,547	N/A



Reverted includes the statutory three-percent reserve amount (when applicable).

Restricted includes any Governor's Expenditure Restrictions which remained at the end of the fiscal year (when applicable).

**NOTES:**

New Decision Item Requests are completed each fiscal year for 10% of estimated A & E tax collections, for both the Library Networking Fund and the Transfer into the Library Networking Fund. Payments are made to assist public libraries to the extent of the appropriated amount and accrued interest.

CORE RECONCILIATION DETAIL

STATE  
LIBRARY NETWORKING FUND

5. CORE RECONCILIATION DETAIL

	Budget Class	FTE	GR	Federal	Other	Total	Explanation
<b>TAFP AFTER VETOES</b>							
	EE	0.00	0	0	25,001	25,001	
	PD	0.00	0	0	3,324,999	3,324,999	
	<b>Total</b>	<b>0.00</b>	<b>0</b>	<b>0</b>	<b>3,350,000</b>	<b>3,350,000</b>	
<b>DEPARTMENT CORE REQUEST</b>							
	EE	0.00	0	0	25,001	25,001	
	PD	0.00	0	0	3,324,999	3,324,999	
	<b>Total</b>	<b>0.00</b>	<b>0</b>	<b>0</b>	<b>3,350,000</b>	<b>3,350,000</b>	
<b>GOVERNOR'S RECOMMENDED CORE</b>							
	EE	0.00	0	0	25,001	25,001	
	PD	0.00	0	0	3,324,999	3,324,999	
	<b>Total</b>	<b>0.00</b>	<b>0</b>	<b>0</b>	<b>3,350,000</b>	<b>3,350,000</b>	

**DECISION ITEM SUMMARY**

<b>Budget Unit</b>								
<b>Decision Item</b>	<b>FY 2022</b>	<b>FY 2022</b>	<b>FY 2023</b>	<b>FY 2023</b>	<b>FY 2024</b>	<b>FY 2024</b>	<b>FY 2024</b>	<b>FY 2024</b>
<b>Budget Object Summary</b>	<b>ACTUAL</b>	<b>ACTUAL</b>	<b>BUDGET</b>	<b>BUDGET</b>	<b>DEPT REQ</b>	<b>DEPT REQ</b>	<b>GOV REC</b>	<b>GOV REC</b>
<b>Fund</b>	<b>DOLLAR</b>	<b>FTE</b>	<b>DOLLAR</b>	<b>FTE</b>	<b>DOLLAR</b>	<b>FTE</b>	<b>DOLLAR</b>	<b>FTE</b>
<b>LIBRARY NETWORKING FUND</b>								
<b>CORE</b>								
<b>EXPENSE &amp; EQUIPMENT</b>								
LIBRARY NETWORKING FUND	0	0.00	25,001	0.00	25,001	0.00	25,001	0.00
TOTAL - EE	0	0.00	25,001	0.00	25,001	0.00	25,001	0.00
<b>PROGRAM-SPECIFIC</b>								
LIBRARY NETWORKING FUND	776,453	0.00	3,324,999	0.00	3,324,999	0.00	3,324,999	0.00
TOTAL - PD	776,453	0.00	3,324,999	0.00	3,324,999	0.00	3,324,999	0.00
<b>TOTAL</b>	<b>776,453</b>	<b>0.00</b>	<b>3,350,000</b>	<b>0.00</b>	<b>3,350,000</b>	<b>0.00</b>	<b>3,350,000</b>	<b>0.00</b>
<b>GRAND TOTAL</b>	<b>\$776,453</b>	<b>0.00</b>	<b>\$3,350,000</b>	<b>0.00</b>	<b>\$3,350,000</b>	<b>0.00</b>	<b>\$3,350,000</b>	<b>0.00</b>

**DECISION ITEM DETAIL**

Budget Unit	FY 2022	FY 2022	FY 2023	FY 2023	FY 2024	FY 2024	FY 2024	FY 2024
Decision Item	ACTUAL	ACTUAL	BUDGET	BUDGET	DEPT REQ	DEPT REQ	GOV REC	GOV REC
Budget Object Class	DOLLAR	FTE	DOLLAR	FTE	DOLLAR	FTE	DOLLAR	FTE
<b>LIBRARY NETWORKING FUND</b>								
<b>CORE</b>								
TRAVEL, IN-STATE	0	0.00	1,500	0.00	1,500	0.00	1,500	0.00
TRAVEL, OUT-OF-STATE	0	0.00	1,500	0.00	1,500	0.00	1,500	0.00
SUPPLIES	0	0.00	1,501	0.00	1,501	0.00	1,501	0.00
PROFESSIONAL DEVELOPMENT	0	0.00	1,500	0.00	1,500	0.00	1,500	0.00
COMMUNICATION SERV & SUPP	0	0.00	1,500	0.00	1,500	0.00	1,500	0.00
PROFESSIONAL SERVICES	0	0.00	1,500	0.00	1,500	0.00	1,500	0.00
M&R SERVICES	0	0.00	1,500	0.00	1,500	0.00	1,500	0.00
COMPUTER EQUIPMENT	0	0.00	1,500	0.00	1,500	0.00	1,500	0.00
MOTORIZED EQUIPMENT	0	0.00	1,500	0.00	1,500	0.00	1,500	0.00
OFFICE EQUIPMENT	0	0.00	1,500	0.00	1,500	0.00	1,500	0.00
OTHER EQUIPMENT	0	0.00	1,500	0.00	1,500	0.00	1,500	0.00
PROPERTY & IMPROVEMENTS	0	0.00	1,500	0.00	1,500	0.00	1,500	0.00
EQUIPMENT RENTALS & LEASES	0	0.00	1,500	0.00	1,500	0.00	1,500	0.00
MISCELLANEOUS EXPENSES	0	0.00	5,500	0.00	5,500	0.00	5,500	0.00
<b>TOTAL - EE</b>	<b>0</b>	<b>0.00</b>	<b>25,001</b>	<b>0.00</b>	<b>25,001</b>	<b>0.00</b>	<b>25,001</b>	<b>0.00</b>
PROGRAM DISTRIBUTIONS	776,453	0.00	3,324,999	0.00	3,324,999	0.00	3,324,999	0.00
<b>TOTAL - PD</b>	<b>776,453</b>	<b>0.00</b>	<b>3,324,999</b>	<b>0.00</b>	<b>3,324,999</b>	<b>0.00</b>	<b>3,324,999</b>	<b>0.00</b>
<b>GRAND TOTAL</b>	<b>\$776,453</b>	<b>0.00</b>	<b>\$3,350,000</b>	<b>0.00</b>	<b>\$3,350,000</b>	<b>0.00</b>	<b>\$3,350,000</b>	<b>0.00</b>
GENERAL REVENUE	\$0	0.00	\$0	0.00	\$0	0.00	\$0	0.00
FEDERAL FUNDS	\$0	0.00	\$0	0.00	\$0	0.00	\$0	0.00
OTHER FUNDS	\$776,453	0.00	\$3,350,000	0.00	\$3,350,000	0.00	\$3,350,000	0.00

**PROGRAM DESCRIPTION**

**Department** Secretary of State

**HB Section(s):** \_\_\_\_\_ 12.130

**Program Name** Library Networking Fund

**Program is found in the following core budget(s):** Library Networking Fund

**1a. What strategic priority does this program address?**

This program provides funds to Missouri public libraries for materials in any format to meet citizens' needs.

**1b. What does this program do?**

In fields where information changes rapidly, such as health, sciences, business, and consumer information, new items must be purchased regularly to avoid incorrect and sometimes harmful information. Families need interesting, well-written, attractive materials to develop children's interest in reading and learning, whether or not they can afford to purchase them. Reading aloud to young children has been found to be a major factor in school readiness and later reading achievement. Students and adults find accurate, reliable information in their local libraries. Information in rapidly changing fields such as health and consumer information is accessed to make informed decisions, search for jobs, plan career changes, and inform themselves as citizens. In accordance with 143.183 RSMo, ten percent of the annual estimate of taxes generated from the nonresident entertainer and professional athlete income tax is to be allocated and transferred to the Library Networking Fund for distribution to public libraries. In addition, gifts, contributions, grants and bequests from federal, private, or other sources may also be deposited to the Library Networking Fund and used according to the purpose of the gift or grant. Interest accrued to the Library Networking Fund may also be spent for the purposes of the fund.

**2a. Provide an activity measure(s) for the program.**

***Libraries Served:***

	<b>2018</b>	<b>2019</b>	<b>2020</b>	<b>2021</b>
Eligible library districts, per FY	161	159	160	159
Population of library districts	5,481,977	5,460,313	5,457,118	5,624,642

**2b. Provide a measure(s) of the program's quality.**

Individual libraries survey their users on satisfaction with services provided.

**2c. Provide a measure(s) of the program's impact.**

***Materials Circulated:***

	<b>2018</b>	<b>2019</b>	<b>2020</b>	<b>2021</b>
Total materials circulated, per statistical report	60,048,675	59,404,667	49,445,167	39,986,878*
Materials circulated per person	10.95	10.87	9.05	7.1

\*pandemic- impacted

**PROGRAM DESCRIPTION**

**Department** Secretary of State

**HB Section(s):** 12.130


**Program Name** Library Networking Fund

**Program is found in the following core budget(s):** Library Networking Fund

**2d. Provide a measure(s) of the program's efficiency.**

Despite the impacts of the pandemic, libraries still offered programming and provided materials for checkout either as digital books or by having curbside or other alternative pick-up methods.

**3. Provide actual expenditures for the prior three fiscal years and planned expenditures for the current fiscal year. (Note: Amounts do not include fringe benefit costs.)**



**4. What are the sources of the "Other " funds?**

Library Networking Fund (0822)

**5. What is the authorization for this program, i.e., federal or state statute, etc.? (Include the federal program number, if applicable.)**

Sections 143.183 RSMo (professional athletes and entertainers income tax), 182.812 RSMo (Library Networking Fund) and 182.021 RSMo (State Library)

**6. Are there federal matching requirements? If yes, please explain.**

No

**7. Is this a federally mandated program? If yes, please explain.**

No

**CORE DECISION ITEM**

<b>Department</b>	Secretary of State	<b>Budget Unit</b>	23147C
<b>Division</b>	Administrative Services	<b>HB Section</b>	12.140
<b>Core</b>	Blue Book Printing		

**1. CORE FINANCIAL SUMMARY**

	FY 2024 Budget Request				FY 2024 Governor's Recommendation			
	GR	Federal	Other	Total	GR	Federal	Other	Total
<b>PS</b>	0	0	0	0	<b>PS</b>	0	0	0
<b>EE</b>	0	0	50,000	50,000	<b>EE</b>	0	0	50,000
<b>PSD</b>	0	0	0	0	<b>PSD</b>	0	0	0
<b>TRF</b>	0	0	0	0	<b>TRF</b>	0	0	0
<b>Total</b>	<b>0</b>	<b>0</b>	<b>50,000</b>	<b>50,000</b>	<b>Total</b>	<b>0</b>	<b>0</b>	<b>50,000</b>
<b>FTE</b>	<b>0.00</b>	<b>0.00</b>	<b>0.00</b>	<b>0.00</b>	<b>FTE</b>	<b>0.00</b>	<b>0.00</b>	<b>0.00</b>

<b>Est. Fringe</b>	0	0	0	0
--------------------	---	---	---	---

*Note: Fringes budgeted in House Bill 5 except for certain fringes budgeted directly to MoDOT, Highway Patrol, and Conservation.*

<b>Est. Fringe</b>	0	0	0	0
--------------------	---	---	---	---

*Note: Fringes budgeted in House Bill 5 except for certain fringes budgeted directly to MoDOT, Highway Patrol, and Conservation.*

Other Funds: Blue Book Printing Fund (0471)

Other Funds: Blue Book Printing Fund (0471)

**2. CORE DESCRIPTION**

HB2012 of the 99th General Assembly included a section that created a Blue Book Printing Fund to be used for the publication of the Official Manual. A one-time transfer from General Revenue in the amount of \$50,000 was appropriated to assist in funding the printing of the Blue Book to be sold at cost. The proceeds from the sales of these books are to be put back into the fund to pay for future printings of the Blue Book.

**3. PROGRAM LISTING (list programs included in this core funding)**

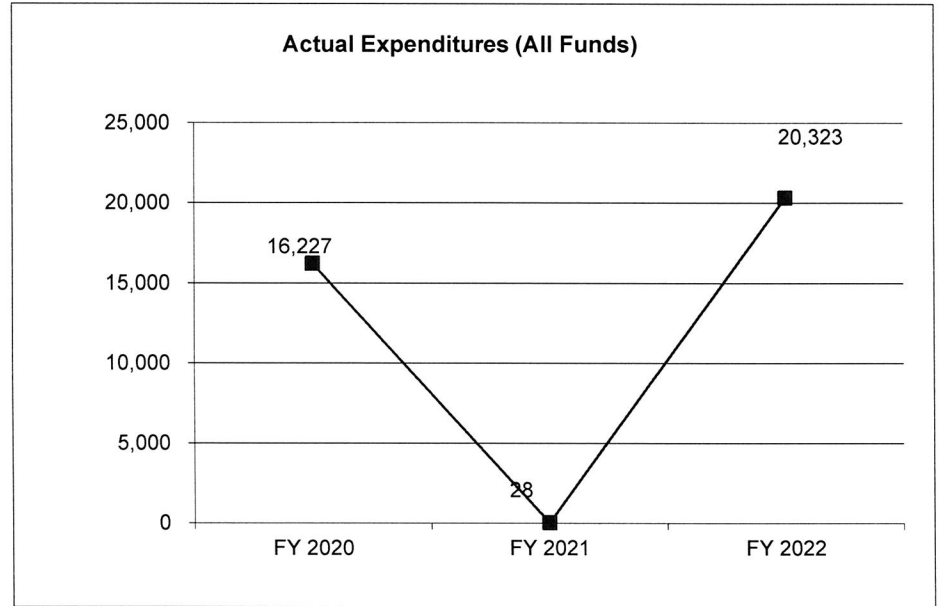
Blue Book Printing

**CORE DECISION ITEM**

<b>Department</b>	Secretary of State	<b>Budget Unit</b>	23147C
<b>Division</b>	Administrative Services		
<b>Core</b>	Blue Book Printing	<b>HB Section</b>	12.140

**4. FINANCIAL HISTORY**

	<b>FY 2020 Actual</b>	<b>FY 2021 Actual</b>	<b>FY 2022 Actual</b>	<b>FY 2023 Current Yr.</b>
Appropriation (All Funds)	50,000	50,000	50,000	50,000
Less Reverted (All Funds)	0	0	0	0
Less Restricted (All Funds)*	0	0	0	0
Budget Authority (All Funds)	50,000	50,000	50,000	50,000
Actual Expenditures (All Funds)	16,227	28	20,323	N/A
Unexpended (All Funds)	33,773	49,972	29,677	0
Unexpended, by Fund:				
General Revenue	0	0	0	N/A
Federal	0	0	0	N/A
Other	33,773	49,972	29,677	N/A



Reverted includes the statutory three-percent reserve amount (when applicable).

Restricted includes any Governor's Expenditure Restrictions which remained at the end of the fiscal year (when applicable).

**NOTES:**

CORE RECONCILIATION DETAIL

STATE  
BLUE BOOK

5. CORE RECONCILIATION DETAIL

	Budget Class	FTE	GR	Federal	Other	Total	Explanation
<b>TAFP AFTER VETOES</b>							
	EE	0.00	0	0	50,000	50,000	
	<b>Total</b>	<b>0.00</b>	<b>0</b>	<b>0</b>	<b>50,000</b>	<b>50,000</b>	
<b>DEPARTMENT CORE REQUEST</b>							
	EE	0.00	0	0	50,000	50,000	
	<b>Total</b>	<b>0.00</b>	<b>0</b>	<b>0</b>	<b>50,000</b>	<b>50,000</b>	
<b>GOVERNOR'S RECOMMENDED CORE</b>							
	EE	0.00	0	0	50,000	50,000	
	<b>Total</b>	<b>0.00</b>	<b>0</b>	<b>0</b>	<b>50,000</b>	<b>50,000</b>	

**DECISION ITEM SUMMARY**

<b>Budget Unit</b>								
<b>Decision Item</b>	<b>FY 2022</b>	<b>FY 2022</b>	<b>FY 2023</b>	<b>FY 2023</b>	<b>FY 2024</b>	<b>FY 2024</b>	<b>FY 2024</b>	<b>FY 2024</b>
<b>Budget Object Summary</b>	<b>ACTUAL</b>	<b>ACTUAL</b>	<b>BUDGET</b>	<b>BUDGET</b>	<b>DEPT REQ</b>	<b>DEPT REQ</b>	<b>GOV REC</b>	<b>GOV REC</b>
<b>Fund</b>	<b>DOLLAR</b>	<b>FTE</b>	<b>DOLLAR</b>	<b>FTE</b>	<b>DOLLAR</b>	<b>FTE</b>	<b>DOLLAR</b>	<b>FTE</b>
<b>BLUE BOOK</b>								
<b>CORE</b>								
EXPENSE & EQUIPMENT								
BLUE BOOK PRINTING	20,323	0.00	50,000	0.00	50,000	0.00	50,000	0.00
TOTAL - EE	20,323	0.00	50,000	0.00	50,000	0.00	50,000	0.00
<b>TOTAL</b>	<b>20,323</b>	<b>0.00</b>	<b>50,000</b>	<b>0.00</b>	<b>50,000</b>	<b>0.00</b>	<b>50,000</b>	<b>0.00</b>
<b>GRAND TOTAL</b>	<b>\$20,323</b>	<b>0.00</b>	<b>\$50,000</b>	<b>0.00</b>	<b>\$50,000</b>	<b>0.00</b>	<b>\$50,000</b>	<b>0.00</b>

**DECISION ITEM DETAIL**

Budget Unit	FY 2022	FY 2022	FY 2023	FY 2023	FY 2024	FY 2024	FY 2024	FY 2024
Decision Item	ACTUAL	ACTUAL	BUDGET	BUDGET	DEPT REQ	DEPT REQ	GOV REC	GOV REC
Budget Object Class	DOLLAR	FTE	DOLLAR	FTE	DOLLAR	FTE	DOLLAR	FTE
<b>BLUE BOOK</b>								
<b>CORE</b>								
PROFESSIONAL SERVICES	20,323	0.00	50,000	0.00	50,000	0.00	50,000	0.00
<b>TOTAL - EE</b>	<b>20,323</b>	<b>0.00</b>	<b>50,000</b>	<b>0.00</b>	<b>50,000</b>	<b>0.00</b>	<b>50,000</b>	<b>0.00</b>
<b>GRAND TOTAL</b>	<b>\$20,323</b>	<b>0.00</b>	<b>\$50,000</b>	<b>0.00</b>	<b>\$50,000</b>	<b>0.00</b>	<b>\$50,000</b>	<b>0.00</b>
GENERAL REVENUE	\$0	0.00	\$0	0.00	\$0	0.00	\$0	0.00
FEDERAL FUNDS	\$0	0.00	\$0	0.00	\$0	0.00	\$0	0.00
OTHER FUNDS	\$20,323	0.00	\$50,000	0.00	\$50,000	0.00	\$50,000	0.00

**PROGRAM DESCRIPTION**

**Department** Secretary of State **HB Section(s):** 12.140

**Program Name** Blue Book Printing

**Program is found in the following core budget(s):** Blue Book Printing

**1a. What strategic priority does this program address?**

Historical and current information on U.S. Officials, elected officials, state departments, judges, county and municipal information & election results.

**1b. What does this program do?**

HB 2012 of the 99th General Assembly included a section that created a Blue Book Printing Fund to be used for the publication of the Official Manual. A one-time transfer from General Revenue was also appropriated to assist in funding of the Blue Book which is to be sold at cost. The proceeds from the sales of these books are to be put back into the fund to pay for future printings of the Blue Book.

**2a. Provide an activity measure(s) for the program.**

For the *2017–2018 Official Manual* we ordered 1,500 books. We received 1,412 and sold 611.  
For the *2019–2020 Official Manual* we ordered 750 books. We received 677 and sold 357.  
For the *2021–2022 Official Manual* we ordered 600 books. We received 592 and to date have sold 248.

**2b. Provide a measure(s) of the program's quality.**

The Official Manual is a historically significant publication that is vital to researchers and historians. Every effort is made to ensure information included in the Manual is accurate, correct and current on both the published hard bound copy and on the SOS home page.

**2c. Provide a measure(s) of the program's impact.**

The Official Manual provides citizens of Missouri the information needed for historical and research purposes.


**PROGRAM DESCRIPTION**

**Department** Secretary of State **HB Section(s):** 12.140  
**Program Name** Blue Book Printing  
**Program is found in the following core budget(s):** Blue Book Printing

**2d. Provide a measure(s) of the program's efficiency.**

The Official Manual is approximately a 1,500-page book + or -, and its production is accomplished using three staff members. Information for the Official Manual is obtained by request from each elected official, state department, judge, local county government and political party for inclusion. The book is formatted, edited, proofread, and compiled by three staff members.

**3. Provide actual expenditures for the prior three fiscal years and planned expenditures for the current fiscal year. (Note: Amounts do not include fringe benefit costs.)**



**4. What are the sources of the "Other " funds?**

Blue Book Printing Fund (0471)

**5. What is the authorization for this program, i.e., federal or state statute, etc.? (Include the federal program number, if applicable.)**

House Bill 2012 of the 99th General Assembly

**6. Are there federal matching requirements? If yes, please explain.**

No

**7. Is this a federally mandated program? If yes, please explain.**

No