



# *Appropriations* **REQUEST**



Missouri Department of Transportation • Fiscal Year 2024

First Print

**Missouri Department of Transportation  
FY 2024 Appropriations Request  
Table of Contents**

<b>Department Overview</b>		<b>MoDOT Legal Expense Fund Transfer</b>	
Department Overview.....	1	Core - MoDOT Legal Expense Fund Transfer.....	459
MoDOT Organization Chart.....	2		
District Offices.....	3	<b>Multimodal Operations Administration &amp; Support</b>	
Department Strategic Placemat.....	4	Core - Multimodal Operations Administration.....	467
National Performance Report Card.....	5	Increase - Multimodal Operations Administration E&E.....	483
Road & Bridge Funding Distribution.....	9	Core - Support to Multimodal Division Transfer.....	491
<b>Audit Report.....</b>	<b>17</b>	<b>Revolving Loan Fund</b>	
		Core - Multimodal State Transportation Assistance Revolving Loan (STAR).....	499
<b>Pay Plans</b>		<b>Multimodal Operations Transit</b>	
Increase - Market Plan Pay Plan.....	19	Core - Transit Funds for State.....	509
Increase - Vacancies Pay Plan.....	45	Increase - Transit Funds for State Expansion.....	521
Increase - Administration PS Expansion.....	57	Core - MEHTAP.....	529
Increase - Motor Carrier PS Expansion.....	69	Core - CI Elderly and Disabled Transit - Section 5310.....	543
Increase - Design PS Expansion.....	81	Core - Formula Transit Grants for Rural Areas - Section 5311.....	559
Increase - Multimodal PS Expansion.....	93	Core - ARPA Transit Grants.....	573
		Core - National Discretionary Capital Grants - Section 5309.....	587
<b>Fringe Benefits</b>		Core - Metropolitan & Statewide Planning Grants - Section 5304.....	601
Core - Department Wide Fringe Benefits.....	105	Core - Bus and Bus Facility Transit Grants.....	615
Increase - Fringe Benefits Expansion.....	133	Increase - Bus and Bus Facility Transit Grants Expansion.....	629
		<b>Multimodal Operations State Safety Oversight</b>	
<b>Administration</b>		Core - State Safety Oversight.....	637
Core - Administration.....	143		
Increase - Travel Costs Expansion.....	163	<b>Multimodal Operations Railways</b>	
		Core - State Match for Amtrak.....	647
<b>Program Delivery</b>		Increase - State Match for Amtrak Expansion.....	659
Core - Program Delivery.....	177	Core - Amtrak Advertising and Station Improvements.....	667
Increase - Program Delivery Expansion.....	211	Core - Railroad Grade Crossing Hazards.....	679
Increase - Program Delivery Fed Grants Expansion.....	221	Increase - Railroad Grade Crossing Expansion.....	689
Core - Focus on Bridges - Debt Transfer.....	231		
Core - Focus on Bridges - Debt Service.....	239	<b>Multimodal Operations Aviation</b>	
Core - Focus on Bridges - Bond Proceeds.....	249	Core - Airport CI & Maintenance.....	695
Core - Transportation Cost-Share Program.....	265	Core - Federal Aviation Assistance.....	705
		Core - ARPA Federal Aviation Assistance.....	715
<b>State Road Fund Transfer</b>		Increase - Federal Aviation Assistance Expansion.....	725
Core - State Road Fund Transfer.....	275		
Increase - State Road Fund Transfer Expansion.....	283	<b>Multimodal Operations Waterways</b>	
		Core - Port Authorities Financial Assistance.....	731
<b>Safety and Operations</b>		Core - Port Authorities Capital Improvements.....	741
Core - Safety and Operations.....	289	Increase - Port Authorities Capital Improvements Expansion.....	751
Increase - Safety and Operations - Safety Initiatives Expansion.....	353	Increase - Jefferson County Port Expansion.....	759
Increase - Safety and Operations - Inflation Expansion.....	367		
Increase - Safety and Operations - TMAs Expansion.....	375	<b>Multimodal Federal Assistance</b>	
		Core - Federal Rail, Port and Freight Assistance.....	767
<b>Missouri Medal of Honor Transfer</b>		<b>Multimodal Operations Freight</b>	
Core - Medal of Honor Transfer.....	383	Core - Freight Enhancement Funds.....	779
<b>Fleet, Facilities &amp; Information Systems</b>			
Core - Fleet, Facilities and Information Systems.....	391		
Increase - FFIS MoCareers Expansion.....	413		
Increase - Fleet Repairs Expansion.....	421		
Increase - Facility Improvements Expansion.....	429		
Increase - Weigh Station Improvements Expansion.....	437		
Increase - Rest Area Funding Expansion.....	445		
Increase - Technology Expansion.....	451		

*This page left blank intentionally.*





## Department Overview

---

The Missouri Department of Transportation (MoDOT) is committed to providing the public with a safe and modern transportation system. MoDOT's mission is to provide a world-class transportation system that is safe, innovative, reliable and dedicated to a prosperous Missouri.

MoDOT is responsible for maintaining the seventh largest state highway system nationally with 33,825 miles of highway and 10,387 bridges. In addition to designing, building and maintaining roads and bridges, MoDOT works to improve airports, river ports, freight development, railroads, public transit systems and pedestrian and bicycle travel. The agency also administers motor carrier and highway safety programs. MoDOT's appropriations request of \$4.9 billion provides funding for all these services; however, 18 percent of the appropriations request consists of transfer and refund appropriations, which are necessary for accounting purposes, but do not provide goods and services to taxpayers.

The Tracker, a quarterly publication, is MoDOT's organizational performance management system. MoDOT uses it to measure performance in key customer satisfaction areas such as keeping roads and bridges in good condition, keeping customers and ourselves safe, advancing economic development and operating a reliable and convenient transportation system. Information in the Tracker is used to guide departmental operations by focusing scarce resources. While key performance measures have been included in the program descriptions, the Tracker, which can be located at <http://www.modot.org/about/Tracker.htm>, provides the full set of performance measures used by the department.

### Missouri Highways and Transportation Commission

The Missouri Highways and Transportation Commission is a six-member bipartisan board that governs MoDOT. Commission members are appointed by the governor for a six-year term and are confirmed by the Missouri Senate. No more than three commission members may be from the same political party.

The Commission appoints MoDOT's director and the secretary to the commission. The director is responsible for all other employee appointments and hires.

MoDOT's organizational chart is shown in Figure 1.

### Districts

MoDOT is divided into seven regions called districts, which are shown in Figure 2.

# Missouri Department of Transportation

Page 2

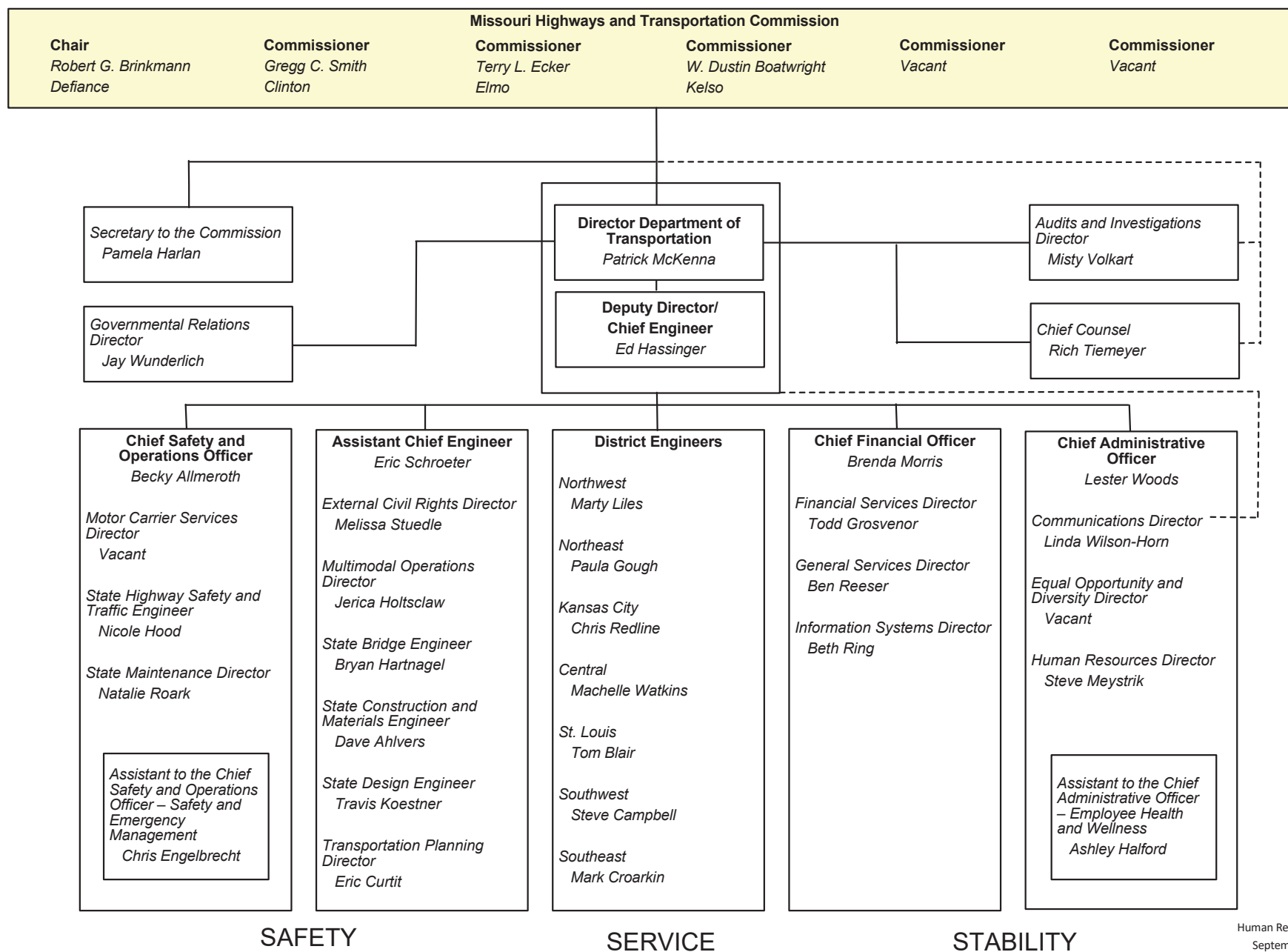
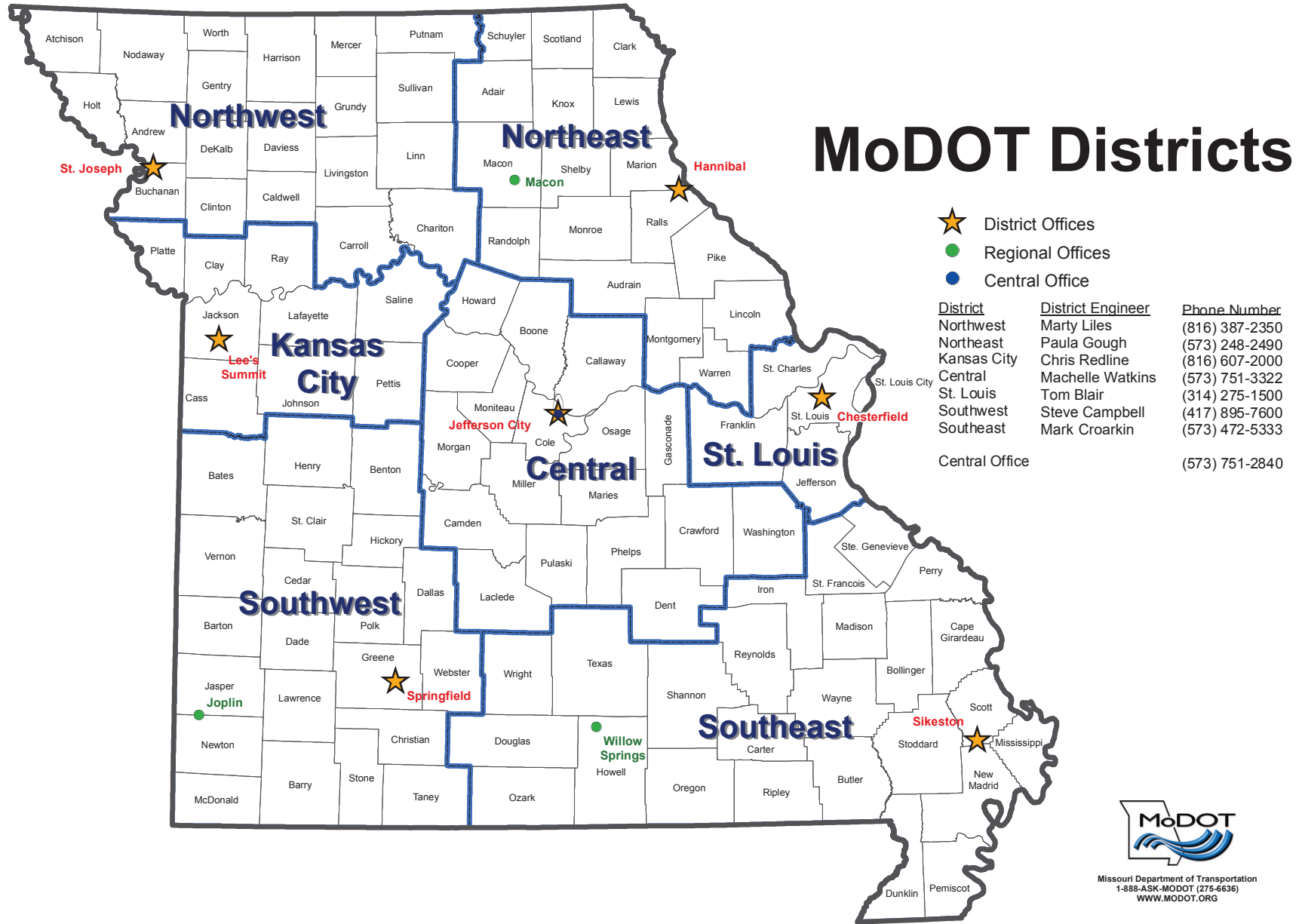



Figure 2: MoDOT District Offices





# MISSOURI

## Department of Transportation

July 2022



### ASPIRATION

Our mission is to provide a world-class transportation system that is safe, innovative, reliable, and dedicated to a prosperous Missouri

### THEMES

#### Safety

Moving Missourians Safely

#### Service

Providing Outstanding Customer Service, Delivering Efficient and Innovative Transportation Projects, Operating a Reliable Transportation System

#### Stability

Managing our Assets, Stabilizing Resources and Engaging our Workforce, Building a Prosperous Economy for All Missourians

### INITIATIVES

- Improve Work Zone and System-wide Safety with Autonomous Truck-mounted Attenuators
- Predictive Analytics to Optimize Winter Operations
- Predictive Analytics for Traffic Management on I-270 in St. Louis
- Safety Assessment for Every Roadway (SAFER)

- MoDOT Management System
- Fleet Utilization of Telematics for Employee Safety
- Implement Enterprise Resource Planning (ERP)
- Update of the State Freight and Rail Plan

- Employee Engagement and Recognition
- Cross-cabinet Collaboration
- Leverage Innovation to Reduce Costs and Improve Service Quality
- Federal Aid Computer System (FACS) - Phase II

# 2021 National Performance Report Card

A

## Road Conditions

**Current Performance** = 90 percent major highways (5,556 miles) in good condition. Due to pandemic, condition of minor roads is not available.

**National Ranking** = Missouri had the 7th best pavements on the National Highway System. (*FHWA Highway Statistics*)

A

## Project Management

**Current Performance** = Missouri road and bridge projects were delivered within 2.3 percent of the award amount and 89 percent were delivered on-time.

**National Ranking** = Not available.

B

## Customer Satisfaction

**Current Performance** = 73 percent satisfied customers

**National Ranking** = Missouri trails the highest rated company on the American Customer Satisfaction Index by 12 percent.

B

## Administrative Costs

**Current Performance** = \$2,349 cost per mile

**National Ranking** = Missouri has the 13th lowest administrative cost per mile.

C

## Infrastructure for Business

**Current Performance** = No internal measure

**National Ranking** = A CNBC business study ranks Missouri's infrastructure as the 25th best for business.

C

## Congestion (travel time index)

**Current Performance** = Kansas City - 1.10 St. Louis - 1.08

**National Ranking** = Out of 101 urban areas, Kansas City ranked 29th and St. Louis ranked at 44th for congested areas in the U.S. (*Texas Transportation Institute*)

D

## Number of Fatalities

**Current Performance** = 987 fatalities

**National Ranking** = Only 19 states experienced more motor vehicle deaths, ranking Missouri 31st.

F

## Bridge Conditions

**Current Performance** = 7 percent of Missouri bridges in poor condition by deck area.

**National Ranking** = Missouri ranked 44th for the percent of bridges in poor condition by deck area. (*FHWA Highway Statistics*)

F

## Revenue

**Current Performance** = \$55,941 revenue per mile

**National Ranking** = Missouri has the 48th lowest revenue per mile. (*FHWA Highway Statistics*)

F

## Employee Turnover

**Current Performance** = 13.16 percent

**National Ranking** = Not available.

## RANKINGS

1-10 = A

11-20 = B

21-30 = C

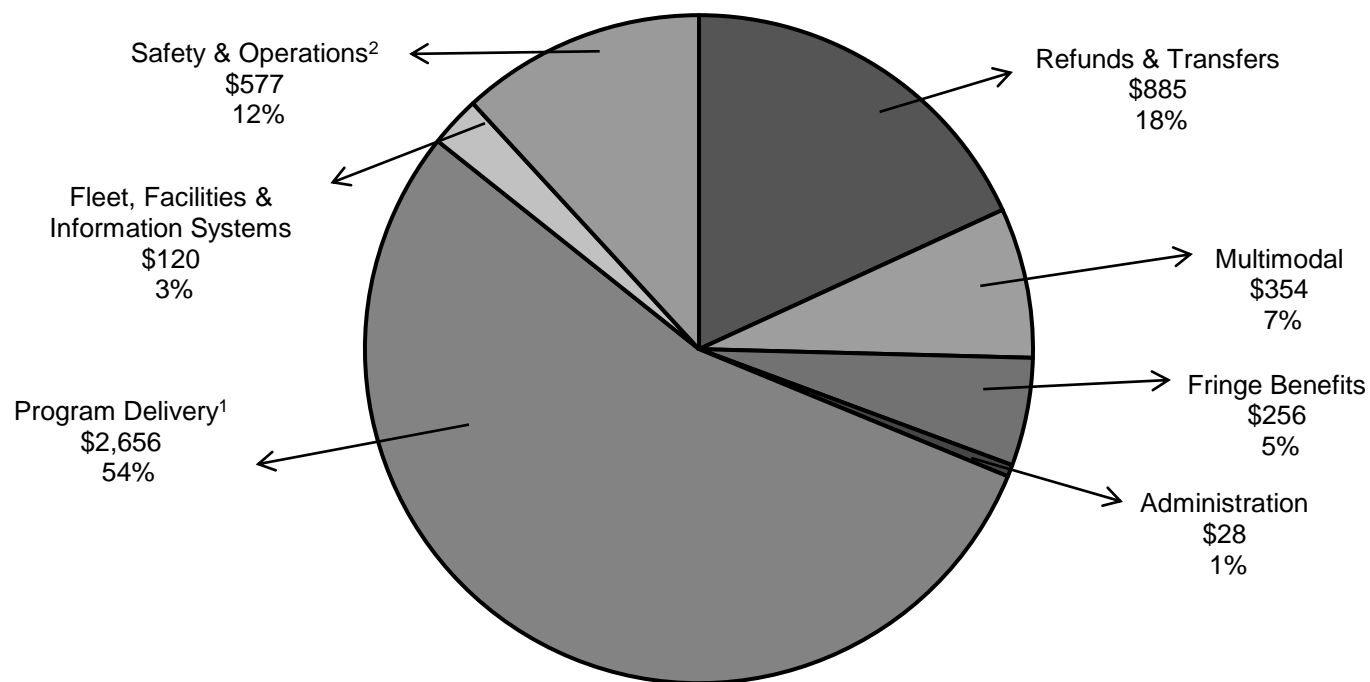
31-40 = D

41-50 = E

## Appropriations Request

The \$4.9 billion request for fiscal year 2024 represents an increase from the fiscal year 2023 truly agreed to and finally passed budget. Figure 3 shows MoDOT's fiscal year 2024 appropriations request by major expenditure category.

**Figure 3: Fiscal Year 2024 Appropriations Request by Major Expenditure Category (shown in millions)**



<sup>1</sup> Program Delivery consists of Personal Services and Expense and Equipment for the divisions of Construction, Transportation Planning, External Civil Rights and Design; Contractor Payments; Design and Bridge Consultant Payments; the Accelerated Program; Right of Way purchases; Federal Pass-Through; and Debt Service.

<sup>2</sup> Safety and Operations consists of Personal Services, Expense and Equipment and Programs for the divisions of Maintenance, Highway Safety and Traffic and Motor Carrier Services.


## Funding

Actual revenues for not only roads and bridges, but also other modes of transportation, for the previous three years, and projected revenues for fiscal years 2023 and 2024 are shown in Figure 4. Figure 5 shows actual transportation funding for fiscal year 2021. The Federal Highway Administration revenue and mileage reports rank Missouri 48<sup>th</sup> in revenue per mile, meaning only two other states' revenue per mile is lower.

State revenues and federal funding are estimated to be \$3.4 billion in fiscal year 2023. Approximately 49 percent of the state revenue from highway user fees is generated by Missouri's fuel tax of 22 cents per gallon on gasoline and diesel fuel. Missouri Governor Mike Parson signed SB 262 into law July 13, 2021, increasing the state's motor fuel tax for the first time since 1996. The law increases the state motor fuel tax by 2.5 cents on October 1, 2021; thereafter, on July 1 each fiscal year until reaching an additional 12.5 cents per gallon on July 1, 2025. The law provides the option of a refund to individuals on this new increase for vehicles with a gross weight of less than 26,000 pounds. The remaining state revenues include motor vehicle sales taxes and motor vehicle and drivers licensing fees. As shown in Figure 6, local governments receive their share of the funds, depending on the type of user fee. MoDOT also receives appropriations from the following funds for support of various programs: General Revenue, Motorcycle Safety Trust, Grade Crossing Safety, Railroad Expense, State Transportation Assistance Revolving Loan, State Transportation, Aviation Trust, Multimodal Federal, Federal Stimulus, Motor Carrier Safety Assistance Federal and Highway Safety Federal.

A significant source of transportation revenue is from the federal government. Funding is received through various federal transportation agencies including Federal Highway Administration, Transit, Aviation and Railroad Administrations. The previous transportation funding act, Fixing America's Surface Transportation (FAST) Act, authorized federal programs for the five-year period from 2016 to 2020. The FAST Act expired on September 20, 2020, but was extended for another year by continuing resolution. In November 2021, the federal transportation bill, called the Infrastructure Investment and Jobs Act (IIJA), was reauthorized. The new bill is estimated to increase federal funding to Missouri approximately 25 percent for the next five years.

**Figure 4: Actual and Projected State Revenues and Federal Funds for Fiscal Years 2020-2024 (in millions)**

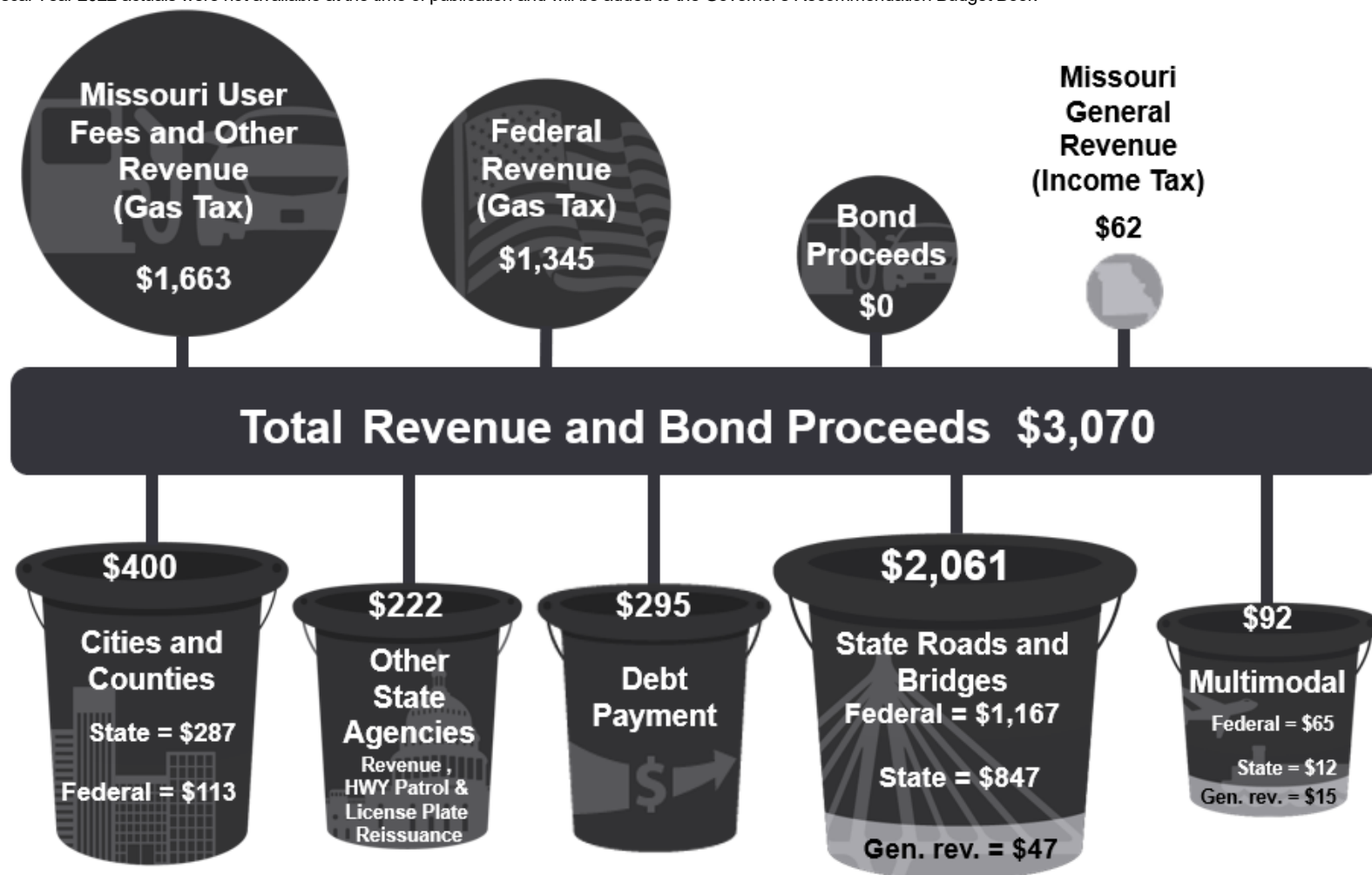


\*Does not include highway user revenues distributed to cities and counties.



**Figure 5: Missouri Transportation Funding for Fiscal Year 2021 (in millions)**

\*Fiscal Year 2022 actuals were not available at the time of publication and will be added to the Governor's Recommendation Budget Book

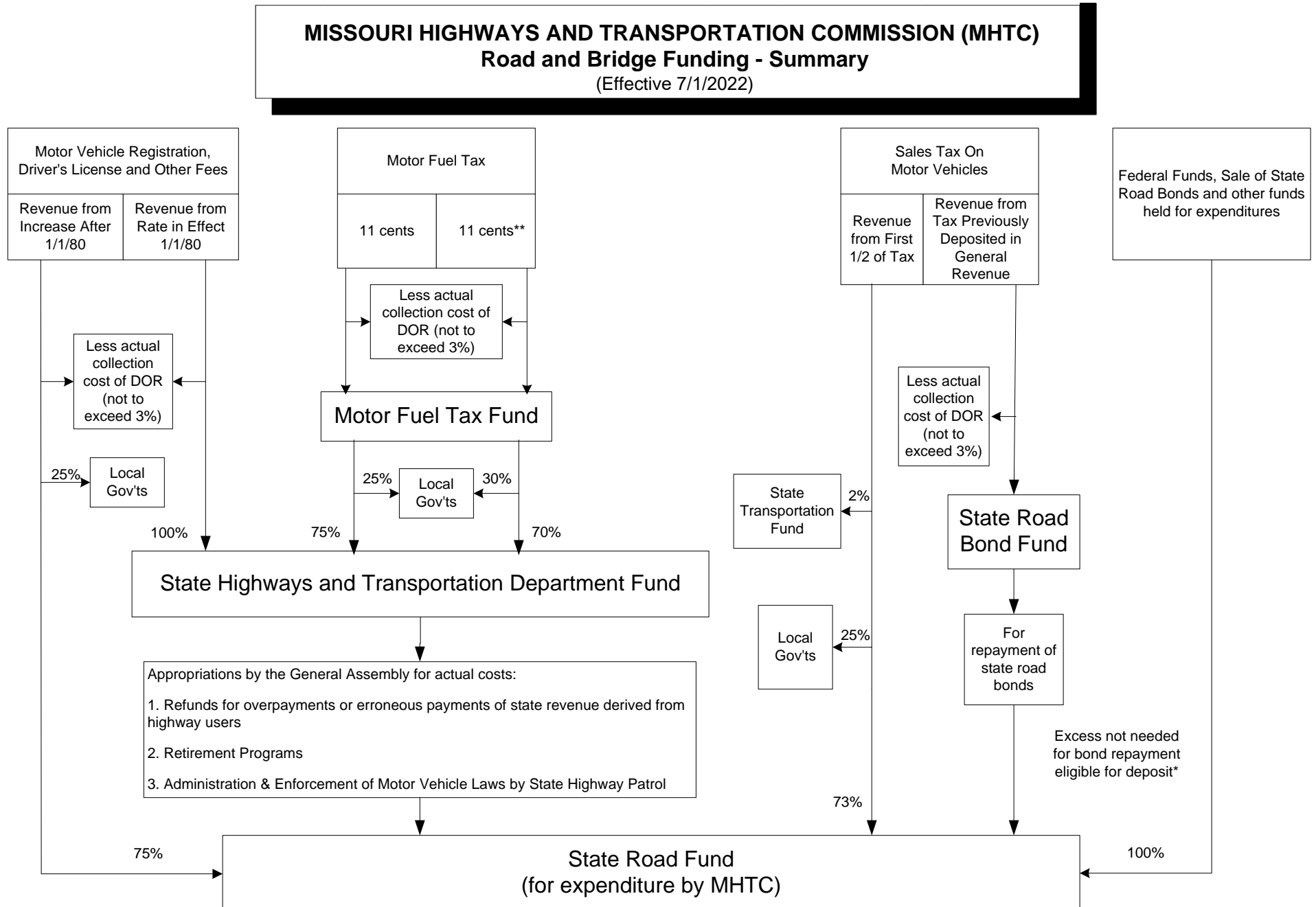




**Figure 6: Missouri Highways and Transportation Commission Road and Bridge Funding Distribution**

\*Requires certification by the Commissioner of Administration and the Missouri Highways and Transportation Commission.

\*\*The motor fuel tax increased 2.5 cents per gallon on October 1, 2021 and will increase another 2.5 cents each year until July 1, 2025 from the passage of Senate Bill 262.



## MoDOT's Priorities and the Future of Transportation in Missouri

MoDOT has taken dramatic steps over the last several years to reduce costs and form a leaner, more efficient agency. We continue to work every day to improve the condition of our infrastructure and our organization. Our top priorities are:

- Safety – Moving Missourians Safely
- Service – Providing Outstanding Customer Service; Delivering Efficient and Innovative Transportation Projects and Operating a Reliable Transportation System
- Stability – Managing our Assets; Stabilizing Resources and Engaging our Workforce and Building a Prosperous Economy for all Missourians

These priorities are where the department will focus its attention and spend its limited funds. MoDOT has developed asset management plans for each district with the goal to maintain current pavement and bridge conditions. Without preventative maintenance, the cost of improving a road or bridge in poor condition can cost four to ten times more per project.

## Statewide Transportation Improvement Program (STIP)

MoDOT plans its highway and bridge construction schedule using a rolling five-year plan called the STIP. MoDOT works with the public, metropolitan planning organizations, regional planning commissions, modal partners and local officials to determine the highest priority projects. MoDOT is committed to involving the public, local officials, transportation stakeholders and other interested parties in the process of evaluating needs, selecting projects and defining the work to be done. MoDOT's planning framework emphasizes the value of local input. It has won awards and become a national model for transportation planning. Annually, the department prepares a financial forecast that is used to develop the STIP. An updated financial forecast for the 2023-2027 STIP was presented to the Commission on January 5, 2022. The forecast included the additional funds provided by a 12.5-cent increase in the state motor fuel tax rate from the passage of Senate Bill 262, Amendment 3 bond issuances, Coronavirus Response and Relief Supplemental Appropriations (COVID Relief) Act and redirected Coronavirus Aid, Relief and Economic Security (CARES) Act monies. The STIP details an annual construction program that averages \$1.5 billion per year for the five-year period. It was developed assuming federal funding authorized in IIJA and included the federal surface transportation funding provided by the Coronavirus Response and Relief Appropriations Act (CRRSAA), which was enacted on Dec. 27, 2020. Other funding assumptions included redirected CARES Act monies and a bond issuance in 2023 to be repaid with dedicated motor vehicle sales tax revenue which is deposited in the State Road Bond Fund per the Amendment 3 legislation. Missouri's 2023-2027 STIP was approved by the Commission in July 2022. MoDOT has started the process of creating the 2024-2028 STIP which is expected to be approved in July 2023.

To guide STIP investments, MoDOT has developed asset management plans for each district with the goal to maintain current pavement and bridge conditions. MoDOT's asset management plan is a strategic practice focused on using limited resources for the preservation of the state's

transportation infrastructure. The asset management plans focus on preventive maintenance improvements to keep roads and bridges in good condition. From 2023 through 2025, the highway and bridge projects identified in Section 4 of this document are projected to provide adequate investments to ensure current conditions are maintained in each district. Specifically, planned projects include work on 1,944 lane miles of interstate pavements, 5,515 miles of major route pavements and 10,298 miles of minor route pavements during this timeframe of the STIP. From 2023-2025, the STIP invests in approximately 1,064 bridges (over 18 million square feet) with the goal of keeping the state's number of poor condition bridges below 900. MoDOT's asset management plan is reviewed annually, and assumptions are adjusted as needed.

Current legislation is being proposed to repeal Senate Bill 262. If this repeal is successful, the funding available for projects will be reduced by approximately \$1.5 billion.

## Operations and Traffic Management

MoDOT's work does not end when a road is built. Operations and Traffic Management keep traffic flowing safely and efficiently. MoDOT provides snow removal, signing, striping, litter control and mowing services; intelligent transportation systems (ITS) maintenance, emergency operations, maintains roadsides and rest areas; and completes routine road and bridge repairs. The department monitors traffic trends and plans improvements. MoDOT has established a clear direction of practical innovative operations to determine ways to increase efficiency and save money. These areas include winter operations, signing, striping, mowing and pavement maintenance.

## Motor Carrier Services

MoDOT's Motor Carrier Services (MCS) operates a customer-focused e-business. Timeliness and safety are important to the commercial motor vehicle (CMV) industry and consumers. MCS strives to minimize the time carriers spend on credentialing by providing the functionality to manage their business at a single physical location (a one-stop shop) or from the carrier's place of business via web applications available 24 hours a day, 7 days a week. MCS strives to reduce CMV fatalities and disabling injuries through safety programs that provide education, early intervention and addressing unsafe carriers who refuse to comply with safety regulations. MCS partners with state, federal, national and international entities to meet public and carrier needs, facilitate efficient movement of freight and utilize data to promote economic development. MCS annually serves around 20,000 customers; processes over 125,000 commercial vehicle registration transactions and issues over 150,000 oversize-overweight permits; conducts approximately 300 interstate and intrastate safety interventions; performs over 700 federal new entrant and state safety audits; and completes approximately 950 commercial motor vehicle inspections.

## Highway Safety

Calendar year 2021 ended with an increase in fatalities on Missouri roads. After ending 2020 with 987 fatalities, the preliminary 2021 fatality number is 1,016, a 3% increase. Of the drivers and passengers killed in 2021, 65% were not wearing seat belts. Fatalities related to excessive speeds slightly decreased in 2021, accounting for approximately 37% of the total fatalities. In addition to the tragic loss of life and the impact to individual

families, these fatalities and severe injuries result in an economic loss in Missouri totaling over \$12.0 billion based on information from the U.S. Department of Transportation. Through research, analysis of crash data and review of best practices, MoDOT's Highway Safety and Traffic Division develops programs that address high risk driver behaviors such as failure to use safety belts and child safety seats; impaired driving; speeding; and distracted driving, such as texting or talking on a cell phone while driving. MoDOT staff implements projects involving engineering, enforcement, education and emergency medical services that improve highway safety and reduce traffic fatalities and injuries.

## Major Program Initiatives

### **I-270 North Project**

The I-270 North Project, costing \$278.0 million, will address safety, congestion and system condition issues on I-270 north and the outer roads between US 67 (Lindbergh Boulevard) and Bellefontaine Road. A design-build team selected a contractor in November 2019 and construction began in the spring of 2020. The project is expected to be completed by December 2023.

### **New I-70 Missouri River Bridge at Rocheport and Climbing Lanes at Mineola Hill**

The I-70 INFRA Discretionary Grant improvements to the Rocheport Bridge and Mineola Hill has begun. The Mineola Hill project to add climbing lanes to I-70 in the area of Mineola Hill to help accommodate slower traffic on the hills cost \$14.4 million and was completed in June of 2021. The Rocheport Bridge replacement with a \$240.0 million budget was awarded in July 2021. This project replaces one interstate bridge over the Missouri River near Rocheport, Missouri with two new bridges. The project is expected to be completed by December 2024.

### **Fixing Access to Rural Missouri (FARM) Bridge Program**

The Fixing Access to Rural Missouri (FARM) Bridge Program will replace a total of 31 bridges in Northern Missouri. The project was awarded in May 2020, the estimated budget is \$26.0 million and is expected to be completed in October 2023. As of June 30, 2022, six bridges were completed.

### **Bootheel Bridge Bundle**

The MHTC selected a contractor for the Bootheel Bridge Bundle project in August 2020. This project will replace or rehabilitate 17 bridges, 13 of which are included in the Focus on Bridges Program, for an estimated budget of \$25.5 million. As of June 30, 2022, six bridges were completed. The project is expected to be completed by December 2023.

### **Buck O'Neil Bridge**

In February 2021, the Buck O'Neil Bridge replacement and interchange improvements was awarded. The project's budget totals \$257.9 million with \$72.5 million provided by the City of Kansas City along with a \$25.0 million Better Utilizing Investments to Leverage Development (BUILD) Transportation Discretionary Grant obtained by the City. Construction started in August 2021 and is anticipated to be completed in December 2024.

**I-70 Cave Springs to Fairgrounds St. Charles County Project**

The I-70 Cave Springs to Fairgrounds in St. Charles County project will provide connectivity, safety and efficiency improvements to four miles of the I-70 network at an estimated budget of \$62.4 million. The project was awarded in February 2022 and has an anticipated completion date of June 2024.

**I-44 Corridor Bridge Bundle**

The I-44 Corridor Bridge Bundle project will improve 25 poor condition bridges on or adjacent to the I-44 corridor. The project has an estimated budget of \$38.5 million. The project was awarded in January 2022 and has an anticipated completion date of October 2024.

**Chester Bridge**

The Chester Bridge over the Mississippi River will be replaced. A design-build team will be selected in the spring of 2023. The estimated cost of the project is \$266.0 million and the project is expected to be completed by the end of 2026.

**Taney County Route 86 Long Creek Bridge**

Taney County Route 86 Long Creek Bridge project over Table Rock Lake will replace the existing Route 86 bridge, which has had to be closed periodically due to its condition. The project has an expected budget of \$66.5 million and will be completed by the summer of 2024.

**Chain of Rocks Bridge**

The Chain of Rocks Bridge carrying I-270 over the Mississippi River in St. Louis is a border bridge partnership with the state of Illinois leading the project. The project improves an interchange and replaces the obsolete river bridge. This project has an anticipated budget of \$532.0 million with MoDOT's share being \$225 million and has an expected completion date of the fall of 2026.

**I-55 Project**

The I-55 Project will add lanes and make bridge rehabilitations from 1.5 miles north of Route Z to 1 mile south of Route 67. The project will make operations and safety improvements on Route 67 between Route 61 and Buck Creek Road. Within the project limits, 26 bridges will potentially be rehabilitated or replaced. The project has an estimated budget of \$206.0 million, an expected award date of May 2023 and an anticipated completion date of December 2026.

**Northwest Bridge Bundle**

The Northwest Bridge Bundle project will improve up to 34 poor condition bridges in seven of the twenty Northwest District counties. The project has an estimated budget of \$30.0 million, an expected award date of December 2023 and an anticipated completion date of December 2026.

**Improve I-70 Boone County**

The Improve I-70 Boone County project consists of improvements to the I-70 and U.S. Route 63 interchange and I-70 pavement from Stadium Boulevard to the I-70 and U.S. Route 63 interchange. This project has an expected budget of \$194.4 million and is scheduled to be awarded by the end of 2023.

**Multimodal Transportation**

MoDOT works with cities, counties and regional authorities and providers to plan improvements for aviation, railroads, public transportation, freight development and waterway facilities in Missouri. MoDOT is requesting approximately \$353.9 million to fund multimodal services in fiscal year 2024.

**Aviation**

Missouri has 120 public use airports, and 107 of them are eligible to receive federal and/or state funds through MoDOT. Missouri is one of 10 block grant states in the country, so Federal Airport Improvement Program funds are issued from the Federal Aviation Administration to MoDOT. MoDOT then subgrants funds to the 67 airports in the State Block Grant Program. MoDOT also issues state Aviation Trust Fund grants to eligible airports. These federal and state grants can be used for projects such as airport planning, airfield pavement maintenance, lighting projects and obstruction removal. Commercial airlines at nine airports accounted for approximately 9.4 million boardings in calendar year 2021.

**Waterways**

MoDOT provides technical and financial assistance to develop and operate 17 active port authorities and one three-state port commission in Missouri. An annual appropriation from the legislature assists those ports with administrative and capital funds. In fiscal year 2022, the ports were able to use the state appropriations of \$11.2 million to leverage over \$26.9 million in non-state investment and directly employ 451 people. Missouri has 1,050 miles of navigable waterways on the Missouri and Mississippi rivers, and those waterways are used to transport multiple commodities such as raw materials, manufactured goods and agricultural and petroleum products. In fiscal year 2022, total public port freight tonnage was 4.9 million tons. This is equivalent to 188,462 trucks on the state's highways. In addition to the ports, two publicly owned ferry services on the Mississippi River also receive federal and state funding through MoDOT. The two ferries in fiscal year 2022 carried 32,764 passengers and 14,842 vehicles.

**Railroads**

MoDOT administers the state's railroad program, which includes freight rail regulation, passenger rail, light rail safety regulation, highway/rail crossing safety, rail/highway construction and railroad safety inspection and outreach. An annual appropriation from the legislature supports Amtrak passenger rail service between St. Louis and Kansas City. The trains make eight intermediate stops. Amtrak also provides national

service on other routes in Missouri. In fiscal year 2022, Amtrak ridership was approximately 114,300 passengers on a reduced service of one daily roundtrip for 6 months. There are over 6,500 public and private highway-rail crossings and 4,800 miles of mainline track in the state. Missouri has the 11<sup>th</sup> most miles of track in the nation. The rail system is also critical to the nation's passenger rail transportation and Missouri's passenger service between St. Louis and Kansas City.

### Public Transportation

The Missouri Department of Transportation Transit Section administers state and federal funds to provide financial and technical assistance to 33 public transit agencies and over 160 specialized transit providers across the state. These funds are administered through programs serving general public transportation and programs serving seniors and persons with disabilities. Transit agencies provide more than 46.5 million one-way trips per year helping people access goods and services throughout Missouri. MoDOT also administers federal funds for the Rural Transportation Assistance Program (RTAP), providing training in defensive driving, passenger assistance, federal requirements and other essential skills for transit drivers and agency staff.

### Freight Development

Missouri has an extensive and diverse transportation network, consisting of more than 1,350 miles of interstate highways, 4,800 miles of mainline rail track, 1,050 miles of navigable waterways and 35 airports with runways greater than 5,000 feet. Because of the investments made in our transportation infrastructure, in calendar year 2019 Missouri moved over 988 million tons of freight. Moving these products means more than 169,000 workers are directly or indirectly employed by the freight transportation industry in the state. MoDOT directly supports the state's freight network by providing Freight Enhancement Program funds to non-highway projects that improve and maintain high priority freight assets and corridors that are critical to the movement of freight.

*This page left blank intentionally.*





### State Auditor's Reports, Oversight Evaluations and Missouri Sunset Act Reports

Program or Division Name	Type of Report	Date Issued	Website
State of Missouri Singe Audit Year Ended June 30, 2021	State Auditor's Office	July 2022	<a href="https://auditor.mo.gov/AuditReport/CitzSummary?id=929">https://auditor.mo.gov/AuditReport/CitzSummary?id=929</a>
State of Missouri Singe Audit Year Ended June 30, 2020	State Auditor's Office	May 2021	<a href="https://auditor.mo.gov/AuditReport/CitzSummary?id=875">https://auditor.mo.gov/AuditReport/CitzSummary?id=875</a>
State of Missouri Singe Audit Year Ended June 30, 2019	State Auditor's Office	March 2020	<a href="https://app.auditor.mo.gov/AuditReports/CitzSummary.aspx?id=799">https://app.auditor.mo.gov/AuditReports/CitzSummary.aspx?id=799</a>
Public Safety/Missouri State Highway Patrol's Use of Highway Funds/Year Ended June 30, 2021*	State Auditor's Office	December 2021	<a href="https://app.auditor.mo.gov/AuditReports/CitzSummary.aspx?id=911">https://app.auditor.mo.gov/AuditReports/CitzSummary.aspx?id=911</a>
Public Safety/Missouri State Highway Patrol's Use of Highway Funds/Year Ended June 30, 2020*	State Auditor's Office	December 2020	<a href="https://app.auditor.mo.gov/AuditReports/CitzSummary.aspx?id=868">https://app.auditor.mo.gov/AuditReports/CitzSummary.aspx?id=868</a>
Public Safety/Missouri State Highway Patrol's Use of Highway Funds/Year Ended June 30, 2019*	State Auditor's Office	December 2019	<a href="https://app.auditor.mo.gov/AuditReports/CitzSummary.aspx?id=782">https://app.auditor.mo.gov/AuditReports/CitzSummary.aspx?id=782</a>
External Financial Audit Fiscal Year 2021	RubinBrown LLP	September 2021	<a href="https://www.modot.org/sites/default/files/documents/2021%20ACFR.pdf">https://www.modot.org/sites/default/files/documents/2021%20ACFR.pdf</a>
External Financial Audit Fiscal Year 2020	BKD LLP	September 2020	<a href="https://www.modot.org/sites/default/files/documents/FY20%20MoDOT%20CAFR%20-%20final%20with%20cover.pdf">https://www.modot.org/sites/default/files/documents/FY20%20MoDOT%20CAFR%20-%20final%20with%20cover.pdf</a>
External Financial Audit Fiscal Year 2019	BKD LLP	September 2019	<a href="https://www.modot.org/sites/default/files/documents/FY19%20MoDOT%20CAFR%20-%20FINAL%20w%20cover.pdf">https://www.modot.org/sites/default/files/documents/FY19%20MoDOT%20CAFR%20-%20FINAL%20w%20cover.pdf</a>

\*Indicates a review of another state agency and or separate political subdivision(s) that is related to transportation.  
There were no Oversight Division evaluations or Sunset Act reports completed.

*This page left blank intentionally.*



**NEW DECISION ITEM**  
**RANK: 2 OF 28**

**Department of Transportation** **Budget Unit: Multiple**  
**Division: Department Wide**  
**DI Name: Pay Plan-Market Plan-PS** **DI# 1605006** **HB Section: Multiple**

**1. AMOUNT OF REQUEST**

	FY 2024 Budget Request			
	GR	Federal	Other	Total
<b>PS</b>	0	71,885	15,075,002	15,146,887
<b>EE</b>	0	0	0	0
<b>PSD</b>	0	0	0	0
<b>TRF</b>	0	0	0	0
<b>Total</b>	<b>0</b>	<b>71,885</b>	<b>15,075,002</b>	<b>15,146,887</b>
<b>FTE</b>	<b>0.00</b>	<b>0.00</b>	<b>0.00</b>	<b>0.00</b>
<b>HB 4</b>	0	26,646	5,767,541	5,794,187
<b>HB 5</b>	0	3,483	716,674	720,157

*Note: Fringes budgeted in House Bill 5 except for certain fringes budgeted directly to MoDOT, Highway Patrol, and Conservation.*

Other Funds: State Road Fund (0320), Railroad Expense Fund (0659),  
State Transportation Fund (0675), Aviation Trust Fund (0952)

Non-Counts:

	FY 2024 Governor's Recommendation			
	GR	Federal	Other	Total
<b>PS</b>	0	0	0	0
<b>EE</b>	0	0	0	0
<b>PSD</b>	0	0	0	0
<b>TRF</b>	0	0	0	0
<b>Total</b>	<b>0</b>	<b>0</b>	<b>0</b>	<b>0</b>
<b>FTE</b>	<b>0.00</b>	<b>0.00</b>	<b>0.00</b>	<b>0.00</b>
<b>HB 4</b>	0	0	0	0
<b>HB 5</b>	0	0	0	0

*Note: Fringes budgeted in House Bill 5 except for certain fringes budgeted directly to MoDOT, Highway Patrol, and Conservation.*

Other Funds:

Non-Counts:

**2. THIS REQUEST CAN BE CATEGORIZED AS:**

<input type="checkbox"/>	New Legislation	<input type="checkbox"/>	New Program	<input type="checkbox"/>	Fund Switch
<input type="checkbox"/>	Federal Mandate	<input type="checkbox"/>	Program Expansion	<input type="checkbox"/>	Cost to Continue
<input type="checkbox"/>	GR Pick-Up	<input type="checkbox"/>	Space Request	<input type="checkbox"/>	Equipment Replacement
<input checked="" type="checkbox"/>	Pay Plan	<input type="checkbox"/>	Other:		

**3. WHY IS THIS FUNDING NEEDED? PROVIDE AN EXPLANATION FOR ITEMS CHECKED IN #2. INCLUDE THE FEDERAL OR STATE STATUTORY OR CONSTITUTIONAL AUTHORIZATION FOR THIS PROGRAM.**

This expansion item is to fully implement the market-based compensation plan. In July 2022, the department implemented a portion of a market-based compensation plan within the appropriation authority approved by the legislature. The market adjustments for employee salaries include modifying the salary structure to optimize it and being more competitive with the market; establishing market competitive midpoints for all salary grades; and advancing employees toward that midpoint more quickly based on tenure.

House Bill 4 fringes for this pay plan are included in the PS totals above.

## NEW DECISION ITEM

RANK: 2 OF 28

<b>Department of Transportation</b>	<b>Budget Unit: <u>Multiple</u></b>
<b>Division: Department Wide</b>	
<b>DI Name: Pay Plan-Market Plan-PS</b>	<b>DI# 1605006</b>
	<b>HB Section: <u>Multiple</u></b>

The Department's request for the fiscal year 2024 Pay Plan-Market Plan by fund is as follows:

<b>Personal Services</b>	<b>Increase</b>	<b>Fund</b>
Administration	\$433,794	State Road Fund
Program Delivery	\$3,205,334	State Road Fund
Safety and Operations	\$5,144,755	State Road Fund
Highway Safety	\$28,782	Highway Safety Federal Fund
Fleet, Facilities & Info Systems	\$459,366	State Road Fund
Multimodal Operations	\$16,457	Multimodal Operations Federal Fund
Multimodal Operations	\$13,659	State Road Fund
Multimodal Operations	\$16,317	Railroad Expense Fund
Multimodal Operations	\$5,357	State Transportation Fund
Multimodal Operations	\$28,879	Aviation Trust Fund
<b>Total Personal Services</b>	<b>\$9,352,700</b>	
<b>Fringe Benefits</b>	<b>Increase</b>	<b>Fund</b>
Retirement	\$5,369,007	State Road Fund
Retirement	\$9,545	Multimodal Operations Federal Fund
Retirement	\$16,694	Highway Safety Federal Fund
Retirement	\$9,464	Railroad Expense Fund
Retirement	\$3,107	State Transportation Fund
Retirement	\$16,750	Aviation Trust Fund
Medical & Life Insurance	\$368,758	State Road Fund
Medical & Life Insurance	\$259	Highway Safety Federal Fund
Medical & Life Insurance	\$147	Railroad Expense Fund
Medical & Life Insurance	\$196	State Transportation Fund
Medical & Life Insurance	\$260	Aviation Trust Fund
<b>Total Fringe Benefits</b>	<b>\$5,794,187</b>	
<b>Total Market Plan</b>	<b>\$15,146,887</b>	

<b>NEW DECISION ITEM</b> <b>RANK: <u>2</u> OF <u>28</u></b>									
<b>Department of Transportation</b>				<b>Budget Unit: <u>Multiple</u></b>					
<b>Division: Department Wide</b>									
<b>DI Name: Pay Plan-Market Plan-PS</b>				<b>DI# 1605006</b>		<b>HB Section: <u>Multiple</u></b>			
<b>4. DESCRIBE THE DETAILED ASSUMPTIONS USED TO DERIVE THE SPECIFIC REQUESTED AMOUNT. (How did you determine that the requested number of FTE were appropriate? From what source or standard did you derive the requested levels of funding? Were alternatives such as outsourcing or automation considered? If based on new legislation, does request tie to TAFP fiscal note? If not, explain why. Detail which portions of the request are one-times and how those amounts were calculated.)</b>									
This increase is the amount needed to fully implement the market-based compensation plan. In July 2022, the department implemented a portion of a market-based compensation plan within the appropriation authority approved by the legislature. The market adjustments for employee salaries include modifying the salary structure to optimize it and being more competitive with market; establishing market competitive midpoints for all salary grades; and advancing employees toward that midpoint more quickly based on tenure.									
<b>5. BREAK DOWN THE REQUEST BY BUDGET OBJECT CLASS, JOB CLASS, AND FUND SOURCE. IDENTIFY ONE-TIME COSTS.</b>									
Budget Object Class/Job Class	Dept Req GR DOLLARS	Dept Req GR FTE	Dept Req FED DOLLARS	Dept Req FED FTE	Dept Req OTHER DOLLARS	Dept Req OTHER FTE	Dept Req TOTAL DOLLARS	Dept Req TOTAL FTE	Dept Req One-Time DOLLARS
Salaries & Wages	0	0.0	45,239	0.0	9,307,461	0.0	9,352,700	0.0	0
Fringe Benefits	0	0.0	26,646	0.0	5,767,541	0.0	5,794,187	0.0	0
<b>Total PS</b>	<b>0</b>	<b>0.0</b>	<b>71,885</b>	<b>0.0</b>	<b>15,075,002</b>	<b>0.0</b>	<b>15,146,887</b>	<b>0.0</b>	<b>0</b>
 <b>Total EE</b>	 <b>0</b>		 <b>0</b>		 <b>0</b>		 <b>0</b>		 <b>0</b>
Program Distributions							0		
<b>Total PSD</b>	<b>0</b>		<b>0</b>		<b>0</b>		<b>0</b>		<b>0</b>
Transfers							0		
<b>Total TRF</b>	<b>0</b>		<b>0</b>		<b>0</b>		<b>0</b>		<b>0</b>
 <b>Grand Total</b>	 <b>0</b>	 <b>0.0</b>	 <b>71,885</b>	 <b>0.0</b>	 <b>15,075,002</b>	 <b>0.0</b>	 <b>15,146,887</b>	 <b>0.0</b>	 <b>0</b>

**NEW DECISION ITEM**  
**RANK: 2 OF 28**

**Department of Transportation**

**Budget Unit: Multiple**

**Division: Department Wide**

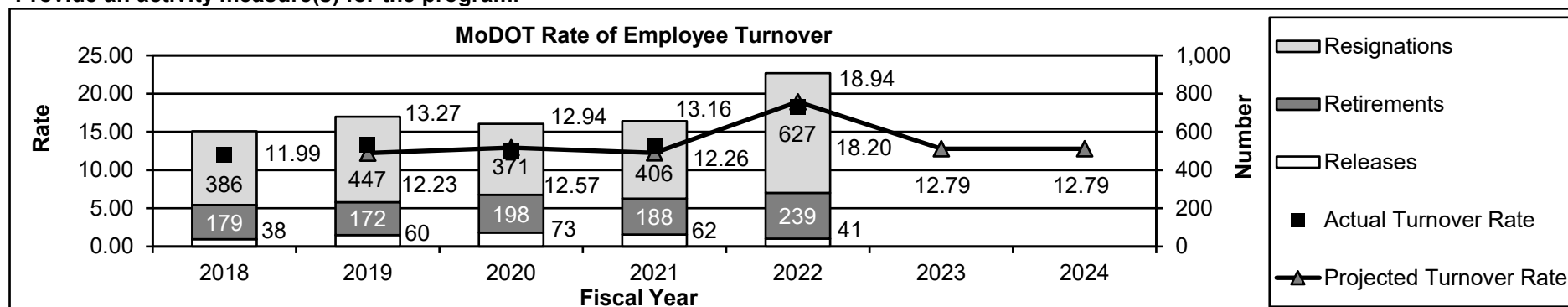
**DI Name: Pay Plan-Market Plan-PS**

**DI# 1605006**

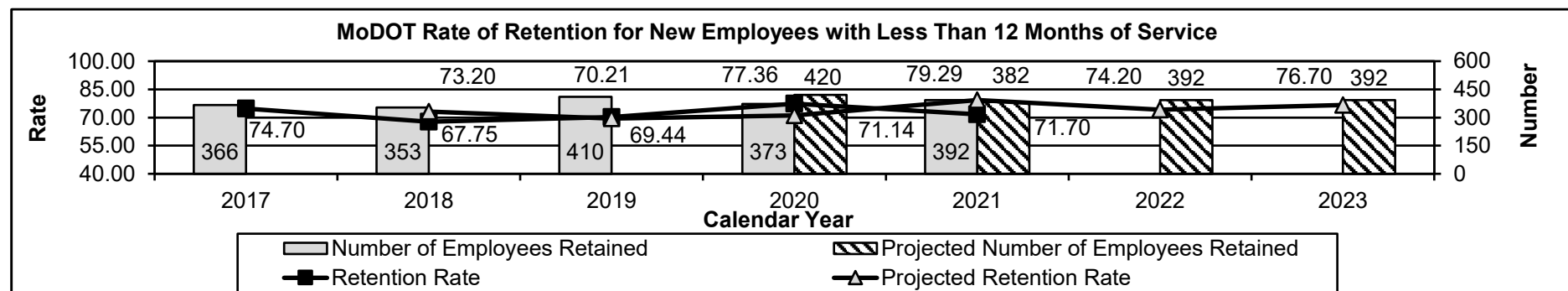
**HB Section: Multiple**

**6. PERFORMANCE MEASURES (If new decision item has an associated core, separately identify projected performance with & without additional funding.)**

**6a. Provide an activity measure(s) for the program.**



The turnover rate shows the percentage of employees who left the department during each fiscal year. The 2023 and 2024 projected turnover rate is based on the average turnover in the last four years prior to the increase in fiscal year 2022.



The rate of retention for new employees is a percentage of MoDOT employees who remained employed with the department for 12 months divided by the total number of new employees hired within the same time period. For calendar year 2021, this was 392 of 547, or 71.7 percent of first year employees. The calendar year 2022 projected retention rate is based on a 2.5 percent increase in the number of retained employees in calendar year 2021. The calendar year 2023 projected retention rate is based on a five percent increase in the number of retained employees in calendar year 2021.



**NEW DECISION ITEM**  
**RANK: 2 OF 28**

**Department of Transportation**

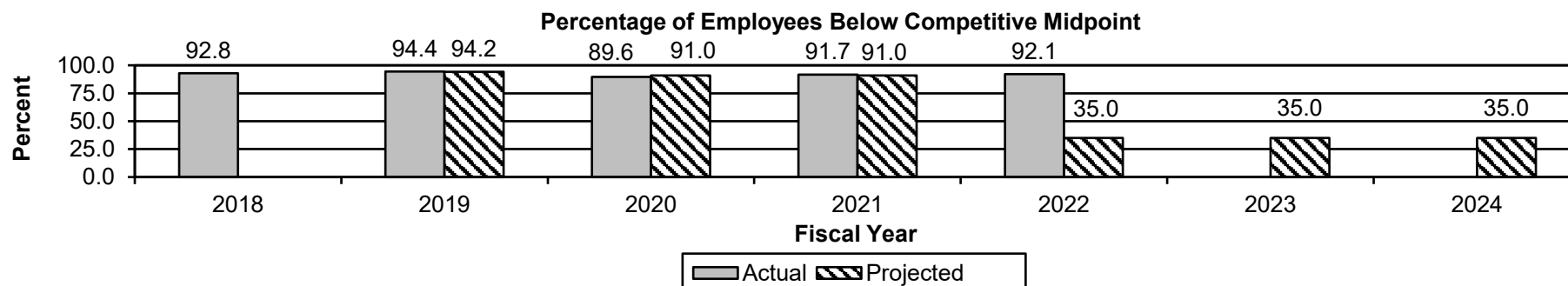
**Budget Unit: Multiple**

**Division: Department Wide**

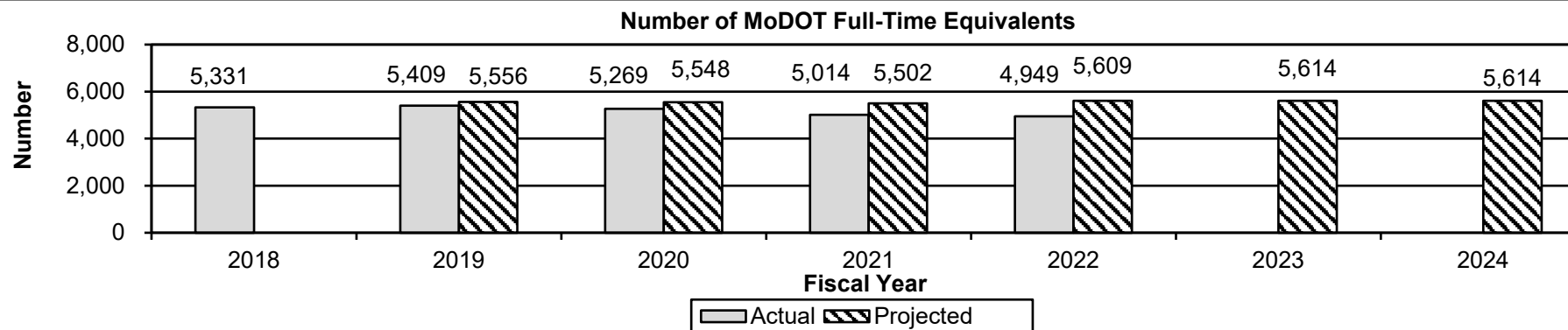
**DI Name: Pay Plan-Market Plan-PS**

**DI# 1605006**

**HB Section: Multiple**



The midpoint of each salary range is the market competitive midpoint for the job titles classified in that range. The 2023 and 2024 projections are based on the department's goal to reduce the percentage of employees below their competitive midpoint to 35 percent or less. These projections assume full implementation of the employee market adjustment.



This performance measure shows the number of full-time equivalents (FTEs) by fiscal year. FTE is the total number of hours worked or on paid leave divided by 2,080. The 2023 and 2024 projections for salaried employees are based on the department's budgeted FTE.

**NEW DECISION ITEM**  
**RANK: 2 OF 28**

**Department of Transportation**

**Budget Unit: Multiple**

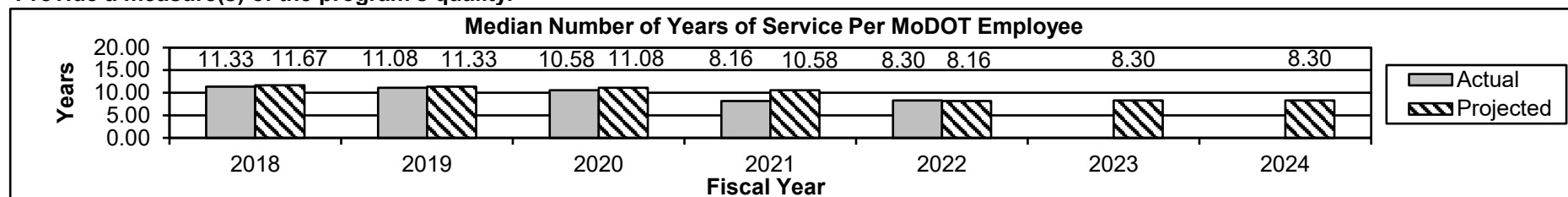
**Division: Department Wide**

**DI Name: Pay Plan-Market Plan-PS**

**DI# 1605006**

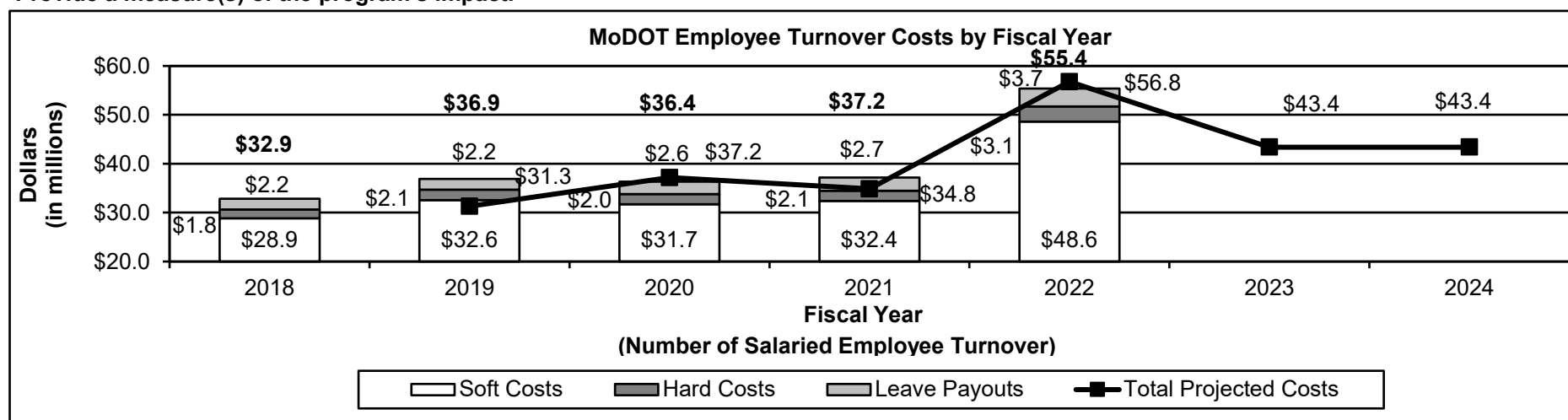
**HB Section: Multiple**

**6b. Provide a measure(s) of the program's quality.**



The 2023 and 2024 projections are based on maintaining the current median years of service per MoDOT employee.

**6c. Provide a measure(s) of the program's impact.**



The turnover costs calculation tool used in the formulation of this chart was adopted from the Society for Human Resources Management. Hard costs are direct costs related to staff time in separating/filling the position, advertisement efforts and pre-employment fees (drug testing and physicals). Soft costs are lost productivity tied to the departing employees, vacant positions and selection and training efforts for each new employee. The fiscal year 2023 and 2024 projections are based on the department's rate of employee turnover projections for these two fiscal years.

**NEW DECISION ITEM**  
**RANK: 2 OF 28**

**Department of Transportation**

**Budget Unit: Multiple**

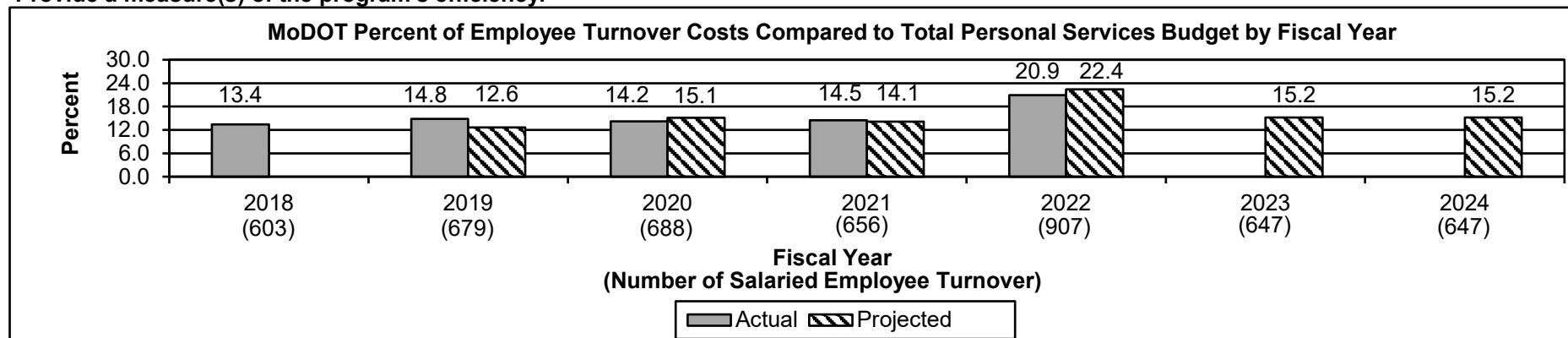
**Division: Department Wide**

**DI Name: Pay Plan-Market Plan-PS**

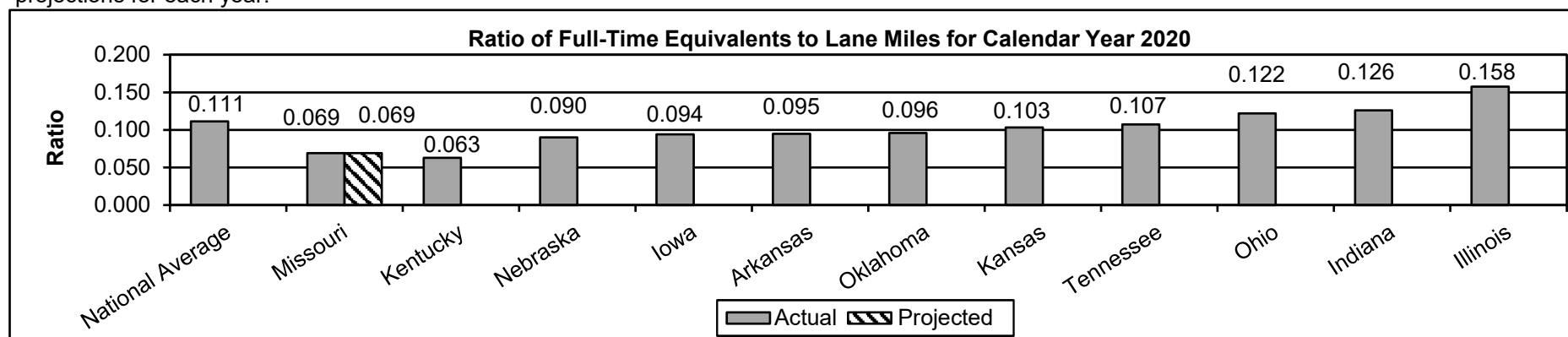
**DI# 1605006**

**HB Section: Multiple**

**6d. Provide a measure(s) of the program's efficiency.**



This chart shows the percentage of turnover costs compared to the total personal services budget by fiscal year. For fiscal year 2022, this was \$55.4 million in turnover costs of the \$264.9 million in personal services budget, or 20.9 percent. The projections are based on the department's rate of employee turnover projections for each year.



Full-time equivalent (FTE) is the total number of hours worked or on paid leave divided by 2,080. The ratio in this measure was calculated by dividing the FTEs in the Census Bureau - 2020 Annual Survey of Public Employees and Payroll, by the estimated number of lane miles in the 2020 FHWA report of State Highway Agency-Owned Public Roads (HM-81). A low ratio means MoDOT is efficiently maintaining roadways with limited resources. The projection is based on budgeted FTE. Calendar year 2021 data was not available at time of publication.

**NEW DECISION ITEM**RANK: 2 OF 28**Department of Transportation**Budget Unit: Multiple**Division: Department Wide****DI Name: Pay Plan-Market Plan-PS****DI# 1605006**HB Section: Multiple**7. STRATEGIES TO ACHIEVE THE PERFORMANCE MEASUREMENT TARGETS:**

The desired outcome from this pay expansion is to fully implement the market-based compensation plan in order to attract, retain, and engage a skilled workforce necessary to perform the critical functions needed to deliver on our mission.

As of September 9, 2022, approximately one percent of MoDOT employees could be eligible for federal SNAP (Supplemental Nutrition Assistance Program), based on a four person, single earner household. MoDOT has 35 employees who earn less than \$2,870 per month.

According to the MERIC database, 11.6 percent of MoDOT employees also work for a second employer (not including farm labor or other self-employment) as of the end of December 2021. In comparison, the percentage of multiple job holders in Missouri is approximately 12.8 percent.

**DECISION ITEM DETAIL**

Budget Unit	FY 2022	FY 2022	FY 2023	FY 2023	FY 2024	FY 2024	*****	*****
Decision Item	ACTUAL	ACTUAL	BUDGET	BUDGET	DEPT REQ	DEPT REQ	SECURED	SECURED
Budget Object Class	DOLLAR	FTE	DOLLAR	FTE	DOLLAR	FTE	COLUMN	COLUMN
<b>ADMINISTRATION</b>								
<b>Pay Plan-Market Plan-PS - 1605006</b>								
SR ADMINISTRATIVE TECHNICIAN	0	0.00	0	0.00	4,715	0.00	0	0.00
SENIOR OFFICE ASSISTANT	0	0.00	0	0.00	1,423	0.00	0	0.00
EXECUTIVE ASSISTANT	0	0.00	0	0.00	6,967	0.00	0	0.00
FINANCIAL SERVICES TECHNICIAN	0	0.00	0	0.00	3,025	0.00	0	0.00
SENIOR FINANCIAL SERVICES TECH	0	0.00	0	0.00	30,464	0.00	0	0.00
SENIOR HUMAN RESOURCES TECHNIC	0	0.00	0	0.00	1,625	0.00	0	0.00
SENIOR RISK MANAGEMENT TECHNIC	0	0.00	0	0.00	2,571	0.00	0	0.00
SENIOR EXECUTIVE ASSISTANT	0	0.00	0	0.00	7,376	0.00	0	0.00
INVESTIGATION MANAGER	0	0.00	0	0.00	2,283	0.00	0	0.00
BUS SYST SUPP SPECIALIST	0	0.00	0	0.00	6,795	0.00	0	0.00
FINANCIAL SERVICES ADMINISTRAT	0	0.00	0	0.00	10,991	0.00	0	0.00
SR BENEFITS SPECIALIST	0	0.00	0	0.00	1,019	0.00	0	0.00
INTER BENEFITS SPECIALIST	0	0.00	0	0.00	5,189	0.00	0	0.00
SENIOR PARALEGAL	0	0.00	0	0.00	7,884	0.00	0	0.00
TRANSPORTATION PLANNING SPECIA	0	0.00	0	0.00	1,141	0.00	0	0.00
LEGAL OFFICE MANAGER	0	0.00	0	0.00	2,038	0.00	0	0.00
BUSINESS SYST SUPPORT MANAGER	0	0.00	0	0.00	2,283	0.00	0	0.00
EMPLOYEE BENEFITS MANAGER	0	0.00	0	0.00	2,283	0.00	0	0.00
FINANCIAL SERVICES COORDINATOR	0	0.00	0	0.00	8,989	0.00	0	0.00
SAFETY AND CLAIMS MANAGER	0	0.00	0	0.00	2,283	0.00	0	0.00
SR DIVERSITY & INCLUSION SPEC	0	0.00	0	0.00	2,039	0.00	0	0.00
AUDIT MANAGER	0	0.00	0	0.00	6,088	0.00	0	0.00
COMMUNICATIONS MANAGER	0	0.00	0	0.00	33,482	0.00	0	0.00
INT HUMAN RESOURCES SPECLST	0	0.00	0	0.00	106	0.00	0	0.00
SR COMMUNICATIONS SPECIALIST	0	0.00	0	0.00	46,428	0.00	0	0.00
INTERM FINANCIAL SERV SPECIALI	0	0.00	0	0.00	7,887	0.00	0	0.00
SENIOR AUDITOR	0	0.00	0	0.00	16,986	0.00	0	0.00
FINANCIAL SERVICES SPECIALIST	0	0.00	0	0.00	10,064	0.00	0	0.00
EMPLOYMENT MANAGER	0	0.00	0	0.00	2,283	0.00	0	0.00
COMPENSATION MANAGER	0	0.00	0	0.00	2,283	0.00	0	0.00
SUPPORT SERVICES MANAGER	0	0.00	0	0.00	33,483	0.00	0	0.00
INT GOVERNMENTAL RELATIONS SPE	0	0.00	0	0.00	34	0.00	0	0.00

**DECISION ITEM DETAIL**

Budget Unit	FY 2022	FY 2022	FY 2023	FY 2023	FY 2024	FY 2024	*****	*****
Decision Item	ACTUAL	ACTUAL	BUDGET	BUDGET	DEPT REQ	DEPT REQ	SECURED	SECURED
Budget Object Class	DOLLAR	FTE	DOLLAR	FTE	DOLLAR	FTE	COLUMN	COLUMN
<b>ADMINISTRATION</b>								
<b>Pay Plan-Market Plan-PS - 1605006</b>								
SR RISK MGMT SPECIALIST	0	0.00	0	0.00	1,019	0.00	0	0.00
FINANCIAL SERVICES MANAGER	0	0.00	0	0.00	12,006	0.00	0	0.00
SR FINANCIAL SERVICES SPECIALI	0	0.00	0	0.00	58,337	0.00	0	0.00
INTERMEDIATE AUDITOR	0	0.00	0	0.00	605	0.00	0	0.00
COMMUNICATIONS SPECIALIST	0	0.00	0	0.00	61	0.00	0	0.00
AUDITOR	0	0.00	0	0.00	702	0.00	0	0.00
HUMAN RESOURCES SPECIALIST	0	0.00	0	0.00	13	0.00	0	0.00
SR HR SPECIALIST	0	0.00	0	0.00	47,276	0.00	0	0.00
HUMAN RESOURCES ADMINISRATOR	0	0.00	0	0.00	5,727	0.00	0	0.00
HUMAN RESOURCES MANAGER	0	0.00	0	0.00	20,546	0.00	0	0.00
SENIOR ADMINISTRATIVE COUNSEL	0	0.00	0	0.00	11,789	0.00	0	0.00
PROJECT DIRECTOR	0	0.00	0	0.00	3,206	0.00	0	0.00
<b>TOTAL - PS</b>	<b>0</b>	<b>0.00</b>	<b>0</b>	<b>0.00</b>	<b>433,794</b>	<b>0.00</b>	<b>0</b>	<b>0.00</b>
<b>GRAND TOTAL</b>	<b>\$0</b>	<b>0.00</b>	<b>\$0</b>	<b>0.00</b>	<b>\$433,794</b>	<b>0.00</b>	<b>\$0</b>	<b>0.00</b>
<b>GENERAL REVENUE</b>	<b>\$0</b>	<b>0.00</b>	<b>\$0</b>	<b>0.00</b>	<b>\$0</b>	<b>0.00</b>		<b>0.00</b>
<b>FEDERAL FUNDS</b>	<b>\$0</b>	<b>0.00</b>	<b>\$0</b>	<b>0.00</b>	<b>\$0</b>	<b>0.00</b>		<b>0.00</b>
<b>OTHER FUNDS</b>	<b>\$0</b>	<b>0.00</b>	<b>\$0</b>	<b>0.00</b>	<b>\$433,794</b>	<b>0.00</b>		<b>0.00</b>

**DECISION ITEM DETAIL**

Budget Unit	FY 2022	FY 2022	FY 2023	FY 2023	FY 2024	FY 2024	*****	*****
Decision Item	ACTUAL	ACTUAL	BUDGET	BUDGET	DEPT REQ	DEPT REQ	SECURED	SECURED
Budget Object Class	DOLLAR	FTE	DOLLAR	FTE	DOLLAR	FTE	COLUMN	COLUMN
<b>PROGRAM DELIVERY</b>								
<b>Pay Plan-Market Plan-PS - 1605006</b>								
SR TRAFFIC SYSTEMS OPERATOR	0	0.00	0	0.00	546	0.00	0	0.00
INCIDENT MANAGEMENT COORDINATR	0	0.00	0	0.00	4,163	0.00	0	0.00
ADMINISTRATIVE TECHNICIAN	0	0.00	0	0.00	10,355	0.00	0	0.00
SR ADMINISTRATIVE TECHNICIAN	0	0.00	0	0.00	13,003	0.00	0	0.00
SENIOR OFFICE ASSISTANT	0	0.00	0	0.00	8	0.00	0	0.00
EXECUTIVE ASSISTANT	0	0.00	0	0.00	2,573	0.00	0	0.00
SENIOR PLANNING TECHNICIAN	0	0.00	0	0.00	5,819	0.00	0	0.00
SUPPLY OFFICE ASSISTANT	0	0.00	0	0.00	936	0.00	0	0.00
SENIOR RIGHT OF WAY TECHNICIAN	0	0.00	0	0.00	2,014	0.00	0	0.00
MAINTENANCE TECHNICIAN	0	0.00	0	0.00	14	0.00	0	0.00
MATERIALS TESTING SUPERVISOR	0	0.00	0	0.00	5,654	0.00	0	0.00
MATERIALS TESTING SPECIALIST	0	0.00	0	0.00	5,125	0.00	0	0.00
TRAFFIC SYSTEMS SUPERVISOR	0	0.00	0	0.00	5,389	0.00	0	0.00
DIV ADMIN SUPPORT SUPERVISOR	0	0.00	0	0.00	1,449	0.00	0	0.00
CONST PROJECT OFFICE ASSISTANT	0	0.00	0	0.00	1	0.00	0	0.00
MOTORIST ASSISTANCE OPER SUPER	0	0.00	0	0.00	4,226	0.00	0	0.00
SENIOR CORE DRILL ASSISTANT	0	0.00	0	0.00	608	0.00	0	0.00
CORE DRILL ASSISTANT	0	0.00	0	0.00	10,242	0.00	0	0.00
CORE DRILL OPERATOR	0	0.00	0	0.00	1,969	0.00	0	0.00
MAINTENANCE WORKER	0	0.00	0	0.00	909	0.00	0	0.00
CORE DRILL SUPERINTENDENT	0	0.00	0	0.00	3,174	0.00	0	0.00
INTER CORE DRILL ASSISTANT	0	0.00	0	0.00	6,390	0.00	0	0.00
CORE DRILL SUPERVISOR	0	0.00	0	0.00	1,959	0.00	0	0.00
MOTORIST ASSISTANCE OPERATOR	0	0.00	0	0.00	56,357	0.00	0	0.00
MOTOR ASSISTANCE SHIFT SUPV	0	0.00	0	0.00	10,059	0.00	0	0.00
SENIOR MATERIALS TECHNICIAN	0	0.00	0	0.00	24,966	0.00	0	0.00
CONSTRUCTION TECHNICIAN	0	0.00	0	0.00	5,792	0.00	0	0.00
SR CONSTRUCTION TECHNICIAN	0	0.00	0	0.00	51,050	0.00	0	0.00
DESIGN TECHNICIAN	0	0.00	0	0.00	841	0.00	0	0.00
INTERMEDIATE DESIGN TECHNICN	0	0.00	0	0.00	4,074	0.00	0	0.00
ASSISTANT SURVEY TECHNICIAN	0	0.00	0	0.00	2	0.00	0	0.00
INTER CONSTRUCTION TECH	0	0.00	0	0.00	13,377	0.00	0	0.00

**DECISION ITEM DETAIL**

Budget Unit	FY 2022	FY 2022	FY 2023	FY 2023	FY 2024	FY 2024	*****	*****
Decision Item	ACTUAL	ACTUAL	BUDGET	BUDGET	DEPT REQ	DEPT REQ	SECURED	SECURED
Budget Object Class	DOLLAR	FTE	DOLLAR	FTE	DOLLAR	FTE	COLUMN	COLUMN
<b>PROGRAM DELIVERY</b>								
<b>Pay Plan-Market Plan-PS - 1605006</b>								
SENIOR DESIGN TECHNICIAN	0	0.00	0	0.00	16,314	0.00	0	0.00
MATERIALS TECHNICIAN	0	0.00	0	0.00	47	0.00	0	0.00
INTER MATERIALS TECH	0	0.00	0	0.00	5,900	0.00	0	0.00
SURVEY TECHNICIAN	0	0.00	0	0.00	6,765	0.00	0	0.00
INTERMEDIATE SURVEY TECHNICIAN	0	0.00	0	0.00	627	0.00	0	0.00
SENIOR SURVEY TECHNICIAN	0	0.00	0	0.00	16,218	0.00	0	0.00
LAND SURVEYOR IN TRAINING	0	0.00	0	0.00	7,117	0.00	0	0.00
LAND SURVEY COORDINATOR	0	0.00	0	0.00	2,283	0.00	0	0.00
DISTRICT LAND SURVEY MANAGER	0	0.00	0	0.00	19,024	0.00	0	0.00
SENIOR FIELD ACQUISITION TECHN	0	0.00	0	0.00	6,198	0.00	0	0.00
INTER FLD ACQUISITION TECH	0	0.00	0	0.00	3,819	0.00	0	0.00
LEAD FIELD ACQUISITION TECH	0	0.00	0	0.00	3,781	0.00	0	0.00
LAND SURVEY SUPERVISOR	0	0.00	0	0.00	15,901	0.00	0	0.00
LAND SURVEYOR	0	0.00	0	0.00	34,784	0.00	0	0.00
SENIOR CADD SUPPORT SPECIALIST	0	0.00	0	0.00	3,397	0.00	0	0.00
SENIOR TRAFFIC SPECIALIST	0	0.00	0	0.00	44	0.00	0	0.00
STRUCTURAL ANALYST	0	0.00	0	0.00	2,448	0.00	0	0.00
SENIOR STRUCTURAL TECHNICIAN	0	0.00	0	0.00	8	0.00	0	0.00
CONSTRUCTION CONTRACT ADMINIST	0	0.00	0	0.00	704	0.00	0	0.00
DIST FINAL PLANS & REP PROC	0	0.00	0	0.00	11,484	0.00	0	0.00
FINAL PLANS REVIEWER	0	0.00	0	0.00	2,249	0.00	0	0.00
FLD ACQUISITION COORDINATOR	0	0.00	0	0.00	2,454	0.00	0	0.00
STRUCTURAL SPECIALIST	0	0.00	0	0.00	10,853	0.00	0	0.00
DISTRICT UTILITIES MANAGER	0	0.00	0	0.00	4,589	0.00	0	0.00
SR FABRICATION TECHNICIAN	0	0.00	0	0.00	8,388	0.00	0	0.00
INTER STRUCTURAL TECHNICIAN	0	0.00	0	0.00	3,001	0.00	0	0.00
BRIDGE INVENTORY ANALYST	0	0.00	0	0.00	4,985	0.00	0	0.00
MARKET ANALYSIS COORDINATOR	0	0.00	0	0.00	2,283	0.00	0	0.00
SR CIVIL RIGHTS SPECIALIST	0	0.00	0	0.00	10,192	0.00	0	0.00
SR ENVIRNMENTAL SPECIALIST	0	0.00	0	0.00	8,155	0.00	0	0.00
HISTORIC PRESERVATION SPECIALI	0	0.00	0	0.00	6	0.00	0	0.00
INTRM HISTORIC PRESERVATION SP	0	0.00	0	0.00	20	0.00	0	0.00



**DECISION ITEM DETAIL**

Budget Unit	FY 2022	FY 2022	FY 2023	FY 2023	FY 2024	FY 2024	*****	*****
Decision Item	ACTUAL	ACTUAL	BUDGET	BUDGET	DEPT REQ	DEPT REQ	SECURED	SECURED
Budget Object Class	DOLLAR	FTE	DOLLAR	FTE	DOLLAR	FTE	COLUMN	COLUMN
<b>PROGRAM DELIVERY</b>								
<b>Pay Plan-Market Plan-PS - 1605006</b>								
SENIOR GIS SPECIALIST	0	0.00	0	0.00	6,455	0.00	0	0.00
SR HISTORIC PRESERVATION SPECI	0	0.00	0	0.00	26,359	0.00	0	0.00
SENIOR PARALEGAL	0	0.00	0	0.00	11,211	0.00	0	0.00
TRANSPORTATION PLANNING SPECIA	0	0.00	0	0.00	24,393	0.00	0	0.00
SENIOR CHEMIST	0	0.00	0	0.00	14,110	0.00	0	0.00
CONSTR MANGMNT SYSTEMS ADMINIS	0	0.00	0	0.00	5,966	0.00	0	0.00
TRANSP MGT SYS ADMINISTRATOR	0	0.00	0	0.00	13,637	0.00	0	0.00
DATA REPORT ANALYST	0	0.00	0	0.00	702	0.00	0	0.00
DESIGN MGT SYSTEMS ADMINISTRAT	0	0.00	0	0.00	5,966	0.00	0	0.00
EXTERNAL CIVIL RIGHTS MANAGER	0	0.00	0	0.00	2,283	0.00	0	0.00
SR HISTORIC PRESERV SPEC-NSS	0	0.00	0	0.00	2,038	0.00	0	0.00
INT ENVIRONMENTAL SPEC-SS	0	0.00	0	0.00	12	0.00	0	0.00
SR ENVIRNMENTAL SPEC-SS	0	0.00	0	0.00	12,877	0.00	0	0.00
HISTORIC PRESERVATION SPEC-NSS	0	0.00	0	0.00	11	0.00	0	0.00
POLICY/INNOVATION PROGRAM MGR.	0	0.00	0	0.00	1,432	0.00	0	0.00
GIS SPECIALIST	0	0.00	0	0.00	21	0.00	0	0.00
ENVIRONMENTAL CHEMIST	0	0.00	0	0.00	20,166	0.00	0	0.00
TRANS SYSTEM ANALYSIS COORD	0	0.00	0	0.00	3,207	0.00	0	0.00
INTER R/W SPECIALIST	0	0.00	0	0.00	71	0.00	0	0.00
PROFESSIONAL SERVICES COORD	0	0.00	0	0.00	2,283	0.00	0	0.00
TRANSPORTATION DATA ANALYST	0	0.00	0	0.00	21	0.00	0	0.00
ENVIRONMENTAL COMPLNC MANAGER	0	0.00	0	0.00	4,581	0.00	0	0.00
SR INFO SYSTEMS TECHNOLOGIST	0	0.00	0	0.00	12,751	0.00	0	0.00
SR R/W SPECIALIST	0	0.00	0	0.00	23,031	0.00	0	0.00
RIGHT OF WAY SPECIALIST	0	0.00	0	0.00	10	0.00	0	0.00
CHEMICAL LABORATORY DIRECTOR	0	0.00	0	0.00	6,682	0.00	0	0.00
ASST RIGHT OF WAY MNGR-CERTIFI	0	0.00	0	0.00	2,283	0.00	0	0.00
ASSISTANT RIGHT OF WAY MANAGER	0	0.00	0	0.00	2,283	0.00	0	0.00
RIGHT OF WAY MANAGER	0	0.00	0	0.00	29,592	0.00	0	0.00
CHEMIST	0	0.00	0	0.00	14	0.00	0	0.00
RIGHT OF WAY LIAISON	0	0.00	0	0.00	9,546	0.00	0	0.00
CERTIFIED APPRAISER	0	0.00	0	0.00	18,645	0.00	0	0.00

**DECISION ITEM DETAIL**

Budget Unit	FY 2022	FY 2022	FY 2023	FY 2023	FY 2024	FY 2024	*****	*****
Decision Item	ACTUAL	ACTUAL	BUDGET	BUDGET	DEPT REQ	DEPT REQ	SECURED	SECURED
Budget Object Class	DOLLAR	FTE	DOLLAR	FTE	DOLLAR	FTE	COLUMN	COLUMN
<b>PROGRAM DELIVERY</b>								
<b>Pay Plan-Market Plan-PS - 1605006</b>								
CONTRACT MONITORING SPECIALIST	0	0.00	0	0.00	6,795	0.00	0	0.00
DESIGN LIAISON ENGINEER	0	0.00	0	0.00	5,722	0.00	0	0.00
SPRVING BRIDGE INSPECTION EN	0	0.00	0	0.00	3,207	0.00	0	0.00
ESTIMATE AND REVIEW ENGINEER	0	0.00	0	0.00	2,557	0.00	0	0.00
SR RESEARCH ANALYST	0	0.00	0	0.00	4,100	0.00	0	0.00
INTERMEDIATE RESEARCH ANALYST	0	0.00	0	0.00	1,898	0.00	0	0.00
PAVEMENT SPECIALIST	0	0.00	0	0.00	3,519	0.00	0	0.00
TRAFFIC CENTER MANAGER	0	0.00	0	0.00	6,415	0.00	0	0.00
DESIGN SUPPORT ENGINEER	0	0.00	0	0.00	2,557	0.00	0	0.00
INTERMED GEOTECHNICAL SPECIA	0	0.00	0	0.00	2,028	0.00	0	0.00
CONST & MATERIALS LIAISON ENGR	0	0.00	0	0.00	8,786	0.00	0	0.00
STRCTURAL PRELIM & REVIEW ENGR	0	0.00	0	0.00	3,207	0.00	0	0.00
SENIOR PROJECT REVIEWER	0	0.00	0	0.00	2,203	0.00	0	0.00
INTERMEDIATE PROJECT REVIEWER	0	0.00	0	0.00	5,697	0.00	0	0.00
PROJECT REVIEWER	0	0.00	0	0.00	1,779	0.00	0	0.00
SENIOR ESTIMATOR	0	0.00	0	0.00	6,711	0.00	0	0.00
STANDARDS SPECIALIST	0	0.00	0	0.00	19,727	0.00	0	0.00
POLICY & INNOVATIONS ENGINEER	0	0.00	0	0.00	3,207	0.00	0	0.00
SR STRUCTURAL ENGINEER	0	0.00	0	0.00	25,106	0.00	0	0.00
AST DISTRICT CONSTR & MATER EN	0	0.00	0	0.00	7,671	0.00	0	0.00
DISTRICT CONST & MATERIALS ENG	0	0.00	0	0.00	29,935	0.00	0	0.00
ASSISTANT TO THE RESIDENT ENGI	0	0.00	0	0.00	35,797	0.00	0	0.00
COMPUTER AIDED DRFT SUPPRT ENG	0	0.00	0	0.00	2,557	0.00	0	0.00
RESEARCH ADMIN ENGINEER	0	0.00	0	0.00	3,207	0.00	0	0.00
BRIDGE RATING & INVENT ENGR	0	0.00	0	0.00	2,864	0.00	0	0.00
STRUCTURAL HYDRAULICS ENGINEER	0	0.00	0	0.00	3,207	0.00	0	0.00
TRANSPORTATION PROJECT MGR	0	0.00	0	0.00	130,997	0.00	0	0.00
DISTRICT DESIGN ENGINEER	0	0.00	0	0.00	21,382	0.00	0	0.00
ROADSIDE DESIGN SPECIALIST	0	0.00	0	0.00	2,214	0.00	0	0.00
GEOLOGIST	0	0.00	0	0.00	22,515	0.00	0	0.00
TRANSP PLANNING COORDINATOR	0	0.00	0	0.00	15,870	0.00	0	0.00
DISTRICT PLANNING MANAGER	0	0.00	0	0.00	25,446	0.00	0	0.00

**DECISION ITEM DETAIL**

Budget Unit	FY 2022	FY 2022	FY 2023	FY 2023	FY 2024	FY 2024	*****	*****
Decision Item	ACTUAL	ACTUAL	BUDGET	BUDGET	DEPT REQ	DEPT REQ	SECURED	SECURED
Budget Object Class	DOLLAR	FTE	DOLLAR	FTE	DOLLAR	FTE	COLUMN	COLUMN
<b>PROGRAM DELIVERY</b>								
<b>Pay Plan-Market Plan-PS - 1605006</b>								
STRUCTURAL RESOURCE MANAGER	0	0.00	0	0.00	3,207	0.00	0	0.00
INT TR STUDIES SPECIALIST	0	0.00	0	0.00	2,003	0.00	0	0.00
STRUCTURAL PROJECT MANAGER	0	0.00	0	0.00	18,921	0.00	0	0.00
CADD SERVICES ENGINEER	0	0.00	0	0.00	3,207	0.00	0	0.00
SENIOR MATERIALS SPECIALIST	0	0.00	0	0.00	6,900	0.00	0	0.00
INTER CONST INSPECTOR	0	0.00	0	0.00	78,210	0.00	0	0.00
INTER HIGHWAY DESIGNER	0	0.00	0	0.00	36,789	0.00	0	0.00
CADD SUPPORT ANALYST	0	0.00	0	0.00	10,654	0.00	0	0.00
OFF-SYSTEM PLANS REVIEWER	0	0.00	0	0.00	4,108	0.00	0	0.00
INTER MATERIALS SPEC	0	0.00	0	0.00	8	0.00	0	0.00
COMPUTER LIAISON, DESIGN	0	0.00	0	0.00	2,050	0.00	0	0.00
ASST STATE CO AND MA ENGINEER	0	0.00	0	0.00	10,230	0.00	0	0.00
CONSTRUCTION INSPECTOR	0	0.00	0	0.00	117,597	0.00	0	0.00
STRUCTURAL LIAISON ENGINEER	0	0.00	0	0.00	24,624	0.00	0	0.00
TRANSP PROJECT DESIGNER	0	0.00	0	0.00	131,285	0.00	0	0.00
SENIOR TRAFFIC STUDIES SPECIAL	0	0.00	0	0.00	10,250	0.00	0	0.00
DISTRICT UTILITIES ENGINEER	0	0.00	0	0.00	20,538	0.00	0	0.00
BID & CONTRACT SERVICE ENGR	0	0.00	0	0.00	3,207	0.00	0	0.00
FIELD MATERIALS ENGR	0	0.00	0	0.00	24,192	0.00	0	0.00
INTER MATERIALS INSPECTOR	0	0.00	0	0.00	15,715	0.00	0	0.00
SENIOR MATERIALS INSPECTOR	0	0.00	0	0.00	62,202	0.00	0	0.00
SR GEOTECHNICAL SPECIALIST	0	0.00	0	0.00	3,479	0.00	0	0.00
HIGHWAY DESIGNER	0	0.00	0	0.00	46,824	0.00	0	0.00
MATERIALS SPECIALIST	0	0.00	0	0.00	1,758	0.00	0	0.00
MATERIALS INSPECTOR	0	0.00	0	0.00	21,286	0.00	0	0.00
PHYSICAL LABORATORY DIRECTOR	0	0.00	0	0.00	3,207	0.00	0	0.00
INTER TRANSPORTATION PLANNER	0	0.00	0	0.00	6	0.00	0	0.00
RESIDENT ENGINEER	0	0.00	0	0.00	143,186	0.00	0	0.00
SR CONSTRUCTION INSPECTOR	0	0.00	0	0.00	458,028	0.00	0	0.00
SENIOR HIGHWAY DESIGNER	0	0.00	0	0.00	216,839	0.00	0	0.00
SR TRANSPORTATION PLANNER	0	0.00	0	0.00	43,173	0.00	0	0.00
BRIDGE LOC & LAYOUT DESIGNER	0	0.00	0	0.00	23,751	0.00	0	0.00

**DECISION ITEM DETAIL**

Budget Unit	FY 2022	FY 2022	FY 2023	FY 2023	FY 2024	FY 2024	*****	*****
Decision Item	ACTUAL	ACTUAL	BUDGET	BUDGET	DEPT REQ	DEPT REQ	SECURED	SECURED
Budget Object Class	DOLLAR	FTE	DOLLAR	FTE	DOLLAR	FTE	COLUMN	COLUMN
<b>PROGRAM DELIVERY</b>								
<b>Pay Plan-Market Plan-PS - 1605006</b>								
SR STRUCTURAL DESIGNER	0	0.00	0	0.00	25,047	0.00	0	0.00
GEOTECHNICAL ENGINEER	0	0.00	0	0.00	23,040	0.00	0	0.00
GEOTECHNICAL DIRECTOR	0	0.00	0	0.00	3,207	0.00	0	0.00
GEOTECHNICAL SPECIALIST	0	0.00	0	0.00	1,758	0.00	0	0.00
STRUCT DEV & SUPPORT ENGR	0	0.00	0	0.00	3,207	0.00	0	0.00
STRUCTURAL DESIGNER	0	0.00	0	0.00	10,545	0.00	0	0.00
TRANSPORTATION PLANNER	0	0.00	0	0.00	26	0.00	0	0.00
FABRICATION OPERATIONS ENGR	0	0.00	0	0.00	3,207	0.00	0	0.00
BRIDGE MANAGEMENT ENGINEER	0	0.00	0	0.00	5,346	0.00	0	0.00
PLANNING AND PROGRAMMING COORD	0	0.00	0	0.00	6,415	0.00	0	0.00
ORGANIZATIONAL PERFORMANCE SPE	0	0.00	0	0.00	3,805	0.00	0	0.00
ENVIRONMENTAL & HIST PRESV MGR	0	0.00	0	0.00	3,207	0.00	0	0.00
HISTORIC PRESERVATION MANAGER	0	0.00	0	0.00	4,262	0.00	0	0.00
DEPUTY PROJECT DIRECTOR	0	0.00	0	0.00	14,325	0.00	0	0.00
ENGINEERING PROFESSIONAL - TPT	0	0.00	0	0.00	2,376	0.00	0	0.00
ENGINEERING PROF - TPT/SSPD	0	0.00	0	0.00	4,939	0.00	0	0.00
MATERIALS INTERN	0	0.00	0	0.00	32,984	0.00	0	0.00
TRAFFIC INTERN	0	0.00	0	0.00	7,179	0.00	0	0.00
PROJECT DIRECTOR	0	0.00	0	0.00	20,314	0.00	0	0.00
CONSTRUCTION INTERN	0	0.00	0	0.00	190,725	0.00	0	0.00
DESIGN INTERN	0	0.00	0	0.00	107,486	0.00	0	0.00
BRIDGE INTERN	0	0.00	0	0.00	35,896	0.00	0	0.00
<b>TOTAL - PS</b>	<b>0</b>	<b>0.00</b>	<b>0</b>	<b>0.00</b>	<b>3,205,334</b>	<b>0.00</b>	<b>0</b>	<b>0.00</b>
<b>GRAND TOTAL</b>	<b>\$0</b>	<b>0.00</b>	<b>\$0</b>	<b>0.00</b>	<b>\$3,205,334</b>	<b>0.00</b>	<b>\$0</b>	<b>0.00</b>
<b>GENERAL REVENUE</b>	<b>\$0</b>	<b>0.00</b>	<b>\$0</b>	<b>0.00</b>	<b>\$0</b>	<b>0.00</b>		<b>0.00</b>
<b>FEDERAL FUNDS</b>	<b>\$0</b>	<b>0.00</b>	<b>\$0</b>	<b>0.00</b>	<b>\$0</b>	<b>0.00</b>		<b>0.00</b>
<b>OTHER FUNDS</b>	<b>\$0</b>	<b>0.00</b>	<b>\$0</b>	<b>0.00</b>	<b>\$3,205,334</b>	<b>0.00</b>		<b>0.00</b>

**DECISION ITEM DETAIL**

Budget Unit	FY 2022	FY 2022	FY 2023	FY 2023	FY 2024	FY 2024	*****	*****
Decision Item	ACTUAL	ACTUAL	BUDGET	BUDGET	DEPT REQ	DEPT REQ	SECURED	SECURED
Budget Object Class	DOLLAR	FTE	DOLLAR	FTE	DOLLAR	FTE	COLUMN	COLUMN
<b>SAFETY AND OPERATIONS</b>								
<b>Pay Plan-Market Plan-PS - 1605006</b>								
SR TRAFFIC SYSTEMS OPERATOR	0	0.00	0	0.00	44	0.00	0	0.00
INCIDENT MANAGEMENT COORDINATR	0	0.00	0	0.00	2,259	0.00	0	0.00
ADMINISTRATIVE TECHNICIAN	0	0.00	0	0.00	12	0.00	0	0.00
SR ADMINISTRATIVE TECHNICIAN	0	0.00	0	0.00	656	0.00	0	0.00
SENIOR OFFICE ASSISTANT	0	0.00	0	0.00	1,685	0.00	0	0.00
EXECUTIVE ASSISTANT	0	0.00	0	0.00	2,898	0.00	0	0.00
SENIOR FINANCIAL SERVICES TECH	0	0.00	0	0.00	1,121	0.00	0	0.00
SENIOR GENERAL SERVICES TECHNI	0	0.00	0	0.00	7	0.00	0	0.00
RISK MANAGEMENT TECHNICIAN	0	0.00	0	0.00	15	0.00	0	0.00
SENIOR RISK MANAGEMENT TECHNIC	0	0.00	0	0.00	11,229	0.00	0	0.00
SR MOTOR CARRIER TECHNICIAN	0	0.00	0	0.00	557	0.00	0	0.00
BRIDGE MAINTENANCE SUPERINTEND	0	0.00	0	0.00	4,988	0.00	0	0.00
BR INSPECTION CREW SUPERVISOR	0	0.00	0	0.00	6,324	0.00	0	0.00
INT BR INSPECTION CREW MEMBER	0	0.00	0	0.00	1,084	0.00	0	0.00
BRIDGE INSPECTION CREW MEMBER	0	0.00	0	0.00	12,886	0.00	0	0.00
BRIDGE INSPECTION CREW LEADER	0	0.00	0	0.00	8,024	0.00	0	0.00
MAINTENANCE CREW LEADER	0	0.00	0	0.00	653,340	0.00	0	0.00
SENIOR MAINTENANCE TECHNICIAN	0	0.00	0	0.00	7,146	0.00	0	0.00
TRAFFIC SYSTEMS OPERATOR	0	0.00	0	0.00	6	0.00	0	0.00
TRAFFIC SYSTEMS SUPERVISOR	0	0.00	0	0.00	14,954	0.00	0	0.00
SENIOR CUSTOMER SERVICE REP	0	0.00	0	0.00	9,342	0.00	0	0.00
ASSISTANT EQUIPMENT TECHNICIAN	0	0.00	0	0.00	191	0.00	0	0.00
CUSTOMER SERVICE REP	0	0.00	0	0.00	75	0.00	0	0.00
GENERAL LABORER	0	0.00	0	0.00	115	0.00	0	0.00
BRIDGE MAINTENANCE WORKER	0	0.00	0	0.00	17,363	0.00	0	0.00
BRIDGE MAINTENANCE CREW LEADER	0	0.00	0	0.00	16,467	0.00	0	0.00
URBAN TRAFFIC SUPERVISOR	0	0.00	0	0.00	8,626	0.00	0	0.00
INT BRIDGE MAINTENANCE WORKER	0	0.00	0	0.00	22,110	0.00	0	0.00
SR BRIDGE MAINTENANCE WORKER	0	0.00	0	0.00	33,166	0.00	0	0.00
ASST BRIDGE MAINTENANCE SUPERV	0	0.00	0	0.00	1,659	0.00	0	0.00
BRIDGE MAINTENANCE SUPERVISOR	0	0.00	0	0.00	5,103	0.00	0	0.00
INT MOTOR CARRIER AGENT	0	0.00	0	0.00	484	0.00	0	0.00

**DECISION ITEM DETAIL**

Budget Unit	FY 2022	FY 2022	FY 2023	FY 2023	FY 2024	FY 2024	*****	*****
Decision Item	ACTUAL	ACTUAL	BUDGET	BUDGET	DEPT REQ	DEPT REQ	SECURED	SECURED
Budget Object Class	DOLLAR	FTE	DOLLAR	FTE	DOLLAR	FTE	COLUMN	COLUMN
<b>SAFETY AND OPERATIONS</b>								
<b>Pay Plan-Market Plan-PS - 1605006</b>								
SR MOTOR CARRIER AGENT	0	0.00	0	0.00	17,707	0.00	0	0.00
INTERMEDIATE MAINTENANCE WRKR	0	0.00	0	0.00	310,204	0.00	0	0.00
MAINT SUPERINTENDENT	0	0.00	0	0.00	128,863	0.00	0	0.00
MAINTENANCE WORKER	0	0.00	0	0.00	610,510	0.00	0	0.00
SENIOR MAINTENANCE WORKER	0	0.00	0	0.00	1,336,422	0.00	0	0.00
MAINTENANCE SUPERVISOR	0	0.00	0	0.00	418,186	0.00	0	0.00
ASST MAINTENANCE SUPERVISOR	0	0.00	0	0.00	182,829	0.00	0	0.00
MOTORIST ASSISTANCE OPERATOR	0	0.00	0	0.00	5,794	0.00	0	0.00
SR CONSTRUCTION TECHNICIAN	0	0.00	0	0.00	6	0.00	0	0.00
INTER TRAFFIC TECHNICIAN	0	0.00	0	0.00	65	0.00	0	0.00
SENIOR TRAFFIC TECHNICIAN	0	0.00	0	0.00	18,017	0.00	0	0.00
SR TR SIGNAL AND LIGHTING TECH	0	0.00	0	0.00	103,647	0.00	0	0.00
TRAFFIC SUPERVISOR	0	0.00	0	0.00	25,996	0.00	0	0.00
EQUIPMENT TECHNICIAN	0	0.00	0	0.00	15,944	0.00	0	0.00
INTERMEDIATE EQUIPMENT TECH	0	0.00	0	0.00	22,705	0.00	0	0.00
SENIOR EQUIPMENT TECHNICIAN	0	0.00	0	0.00	301,332	0.00	0	0.00
EQUIPMENT TECHNICIAN SUPERVISO	0	0.00	0	0.00	43,701	0.00	0	0.00
INT TR SIGNAL AND LIGHTING TEC	0	0.00	0	0.00	11,466	0.00	0	0.00
TR SIGNAL AND LIGHTING TECHNIC	0	0.00	0	0.00	17,363	0.00	0	0.00
MCS SYSTEM & TRAINING ANALYST	0	0.00	0	0.00	6,478	0.00	0	0.00
SENIOR TRAFFIC SPECIALIST	0	0.00	0	0.00	27,686	0.00	0	0.00
MOTOR CARRIER COMPLIANCE SUPV	0	0.00	0	0.00	4,120	0.00	0	0.00
TRAFFIC SPECIALIST	0	0.00	0	0.00	11,085	0.00	0	0.00
TRAFFIC OPERATIONS SUPERVISOR	0	0.00	0	0.00	4,077	0.00	0	0.00
EMPLOYEE DEVELOPMENT SPECIALIS	0	0.00	0	0.00	1	0.00	0	0.00
MC INVESTIGATIONS ADMINISTRATR	0	0.00	0	0.00	6,801	0.00	0	0.00
TRANSPORTATION PROGRAM MANAGEI	0	0.00	0	0.00	4,566	0.00	0	0.00
TRANSP ENFRMNT INVESTIGATOR	0	0.00	0	0.00	586	0.00	0	0.00
SR TRNS ENFRCEMNT INVESTIGATOR	0	0.00	0	0.00	23,474	0.00	0	0.00
TRANS ENFORCEMENT INVESTI SUPV	0	0.00	0	0.00	13,589	0.00	0	0.00
MC INVESTIGATIONS SPEC	0	0.00	0	0.00	5,458	0.00	0	0.00
HWY SAFETY PROG ADMINISTRATOR	0	0.00	0	0.00	2,864	0.00	0	0.00

**DECISION ITEM DETAIL**

Budget Unit	FY 2022	FY 2022	FY 2023	FY 2023	FY 2024	FY 2024	*****	*****
Decision Item	ACTUAL	ACTUAL	BUDGET	BUDGET	DEPT REQ	DEPT REQ	SECURED	SECURED
Budget Object Class	DOLLAR	FTE	DOLLAR	FTE	DOLLAR	FTE	COLUMN	COLUMN
<b>SAFETY AND OPERATIONS</b>								
<b>Pay Plan-Market Plan-PS - 1605006</b>								
DISTRICT SFTY & HLTH MGR	0	0.00	0	0.00	18,266	0.00	0	0.00
OUTDOOR ADVERT PERMIT SPEC	0	0.00	0	0.00	53	0.00	0	0.00
SR OUTDOOR ADVERTISING PERM SP	0	0.00	0	0.00	2,074	0.00	0	0.00
MOTOR CARRIER PROJECT MANAGER	0	0.00	0	0.00	2,308	0.00	0	0.00
COMMRCIAL MTR VEHICLE PROG MGR	0	0.00	0	0.00	4,578	0.00	0	0.00
MAINT MGT SYSTEM ADMINISTRATOR	0	0.00	0	0.00	2,557	0.00	0	0.00
EMERGENCY MANAGEMT COORDINATO	0	0.00	0	0.00	2,864	0.00	0	0.00
STATE SAFETY COORDINATOR	0	0.00	0	0.00	2,864	0.00	0	0.00
RISK MANAGEMENT SPECIALIST	0	0.00	0	0.00	702	0.00	0	0.00
OUTDOOR ADVERTISING MANAGER	0	0.00	0	0.00	2,283	0.00	0	0.00
ASSISTANT MAINTENANCE LIAISON	0	0.00	0	0.00	8,523	0.00	0	0.00
MAINTENANCE LIAISON	0	0.00	0	0.00	5,727	0.00	0	0.00
INTERMEDIATE SAFETY OFFICER	0	0.00	0	0.00	11	0.00	0	0.00
SENIOR SAFETY OFFICER	0	0.00	0	0.00	13,307	0.00	0	0.00
OUTDOOR ADVERTISING SPECIALIST	0	0.00	0	0.00	1,071	0.00	0	0.00
SR EMERGENCY MGMNT SPECIALIST	0	0.00	0	0.00	6,795	0.00	0	0.00
INTER MAINT OPERATIONS SPCLST	0	0.00	0	0.00	916	0.00	0	0.00
SENIOR MAINT OPERATIONS SPCLST	0	0.00	0	0.00	4,811	0.00	0	0.00
INTER SYSTEM MANAGEMENT SPECIA	0	0.00	0	0.00	98	0.00	0	0.00
HIGHWAY SAFETY PROGRAM MANAGEF	0	0.00	0	0.00	2,283	0.00	0	0.00
CLAIMS ADMINISTRATION MGR	0	0.00	0	0.00	2,283	0.00	0	0.00
ROADSIDE MANAGER	0	0.00	0	0.00	13,059	0.00	0	0.00
SR INFO SYSTEMS TECHNOLOGIST	0	0.00	0	0.00	1,029	0.00	0	0.00
SR SYSTEM MANAGEMENT SPECIALIS	0	0.00	0	0.00	28,538	0.00	0	0.00
SR ROADSIDE MANAGEMENT SPECIAL	0	0.00	0	0.00	113	0.00	0	0.00
TRAFFIC LIAISON ENGINEER	0	0.00	0	0.00	5,727	0.00	0	0.00
INTERM PAVEMENT SPECIALIST	0	0.00	0	0.00	1,898	0.00	0	0.00
PAVEMENT SPECIALIST	0	0.00	0	0.00	126	0.00	0	0.00
SENIOR PAVEMENT SPECIALIST	0	0.00	0	0.00	23,861	0.00	0	0.00
TRAFFIC MNGMNT & OPERATION ENG	0	0.00	0	0.00	8,523	0.00	0	0.00
SR TRAFFIC STUDIES SPECIAL-NSS	0	0.00	0	0.00	4,129	0.00	0	0.00
TRAFFIC SAFETY ENGINEER	0	0.00	0	0.00	2,557	0.00	0	0.00

**DECISION ITEM DETAIL**

Budget Unit	FY 2022	FY 2022	FY 2023	FY 2023	FY 2024	FY 2024	*****	*****
Decision Item	ACTUAL	ACTUAL	BUDGET	BUDGET	DEPT REQ	DEPT REQ	SECURED	SECURED
Budget Object Class	DOLLAR	FTE	DOLLAR	FTE	DOLLAR	FTE	COLUMN	COLUMN
<b>SAFETY AND OPERATIONS</b>								
<b>Pay Plan-Market Plan-PS - 1605006</b>								
INT TRAFFIC STUDIES SPEC-NSS	0	0.00	0	0.00	3,831	0.00	0	0.00
BRIDGE INSPECTOR	0	0.00	0	0.00	6,943	0.00	0	0.00
ASST DISTRICT BRIDGE ENGINEER	0	0.00	0	0.00	23,386	0.00	0	0.00
DISTRICT MAINTENANCE ENGINEER	0	0.00	0	0.00	16,037	0.00	0	0.00
ASST DIST MAINTENANCE ENGINEER	0	0.00	0	0.00	7,671	0.00	0	0.00
ASST DIST MAINT & TRAFF ENGINE	0	0.00	0	0.00	2,557	0.00	0	0.00
DISTRICT MAINT & TRAFFIC ENGIN	0	0.00	0	0.00	8,553	0.00	0	0.00
MAINTENANCE ENGINEERING SPCLST	0	0.00	0	0.00	5,357	0.00	0	0.00
INTER MAINT ENGINEERING SPCLST	0	0.00	0	0.00	1,900	0.00	0	0.00
SENIOR MAINT ENGINEERING SPECI	0	0.00	0	0.00	4,121	0.00	0	0.00
INTERMEDIATE BRIDGE INSPECTOR	0	0.00	0	0.00	1,898	0.00	0	0.00
ASSISTANT TRAFFIC LIAISON ENG	0	0.00	0	0.00	2,391	0.00	0	0.00
AREA ENGINEER	0	0.00	0	0.00	69,172	0.00	0	0.00
DISTRICT TRAFFIC ENGINEER	0	0.00	0	0.00	22,452	0.00	0	0.00
DISTRICT BRIDGE ENGINEER	0	0.00	0	0.00	32,455	0.00	0	0.00
INT TR STUDIES SPECIALIST	0	0.00	0	0.00	11,495	0.00	0	0.00
TRAFFIC OPERATIONS ENGINEER	0	0.00	0	0.00	23,013	0.00	0	0.00
SENIOR TRAFFIC STUDIES SPECIAL	0	0.00	0	0.00	87,313	0.00	0	0.00
DISTRICT UTILITIES ENGINEER	0	0.00	0	0.00	5,994	0.00	0	0.00
MAINTENANCE LIAISON ENGINEER	0	0.00	0	0.00	4,773	0.00	0	0.00
SR CONSTRUCTION INSPECTOR	0	0.00	0	0.00	2,057	0.00	0	0.00
TRAFFIC STUDIES SPECIALIST	0	0.00	0	0.00	35,420	0.00	0	0.00
BRIDGE INSPECTION ENGINEER	0	0.00	0	0.00	2,864	0.00	0	0.00
EQUIPMENT TECHNICIAN - TPT	0	0.00	0	0.00	486	0.00	0	0.00
MAINTENANCE WORKER - TPT	0	0.00	0	0.00	35,329	0.00	0	0.00
TR SIGNAL&LIGHTING TECH - TPT	0	0.00	0	0.00	486	0.00	0	0.00
TRAFFIC INTERN	0	0.00	0	0.00	38,606	0.00	0	0.00
PROJECT DIRECTOR	0	0.00	0	0.00	3,207	0.00	0	0.00



**DECISION ITEM DETAIL**

Budget Unit	FY 2022	FY 2022	FY 2023	FY 2023	FY 2024	FY 2024	*****	*****
Decision Item	ACTUAL	ACTUAL	BUDGET	BUDGET	DEPT REQ	DEPT REQ	SECURED	SECURED
Budget Object Class	DOLLAR	FTE	DOLLAR	FTE	DOLLAR	FTE	COLUMN	COLUMN
<b>SAFETY AND OPERATIONS</b>								
Pay Plan-Market Plan-PS - 1605006								
BRIDGE INTERN	0	0.00	0	0.00	14,358	0.00	0	0.00
<b>TOTAL - PS</b>	<b>0</b>	<b>0.00</b>	<b>0</b>	<b>0.00</b>	<b>5,173,537</b>	<b>0.00</b>	<b>0</b>	<b>0.00</b>
<b>GRAND TOTAL</b>	<b>\$0</b>	<b>0.00</b>	<b>\$0</b>	<b>0.00</b>	<b>\$5,173,537</b>	<b>0.00</b>	<b>\$0</b>	<b>0.00</b>
GENERAL REVENUE	\$0	0.00	\$0	0.00	\$0	0.00		0.00
FEDERAL FUNDS	\$0	0.00	\$0	0.00	\$28,782	0.00		0.00
OTHER FUNDS	\$0	0.00	\$0	0.00	\$5,144,755	0.00		0.00

## DECISION ITEM DETAIL

Budget Unit	FY 2022	FY 2022	FY 2023	FY 2023	FY 2024	FY 2024	*****	*****
Decision Item	ACTUAL	ACTUAL	BUDGET	BUDGET	DEPT REQ	DEPT REQ	SECURED	SECURED
Budget Object Class	DOLLAR	FTE	DOLLAR	FTE	DOLLAR	FTE	COLUMN	COLUMN
<b>FLEET,FACILITIES&amp;INFO SYSTEMS</b>								
<b>Pay Plan-Market Plan-PS - 1605006</b>								
SENIOR OFFICE ASSISTANT	0	0.00	0	0.00	6,240	0.00	0	0.00
EXECUTIVE ASSISTANT	0	0.00	0	0.00	557	0.00	0	0.00
SENIOR GENERAL SERVICES TECHN	0	0.00	0	0.00	7,108	0.00	0	0.00
SENIOR SUPPLY AGENT	0	0.00	0	0.00	7,795	0.00	0	0.00
INTERMEDIATE IS TECHNICIAN	0	0.00	0	0.00	15,549	0.00	0	0.00
SENIOR INF SYSTEMS TECHNICIAN	0	0.00	0	0.00	1,319	0.00	0	0.00
FACILITY OPERATIONS CREW WORKE	0	0.00	0	0.00	3	0.00	0	0.00
SR FACILITY OPERATIONS CREW WO	0	0.00	0	0.00	21,615	0.00	0	0.00
FACILITY OPERATIONS SUPERVISOR	0	0.00	0	0.00	16,179	0.00	0	0.00
FACILITY OPERATIONS SPECIALIST	0	0.00	0	0.00	3,131	0.00	0	0.00
SENIOR FACILITY OPERATIONS SPE	0	0.00	0	0.00	21,453	0.00	0	0.00
AIRPLANE PILOT	0	0.00	0	0.00	3	0.00	0	0.00
EQUIP TECH SUPPORT SPECIALIST	0	0.00	0	0.00	8,159	0.00	0	0.00
SR GENERAL SERVICES SPEC	0	0.00	0	0.00	56,063	0.00	0	0.00
GENERAL SERVICES SPEC	0	0.00	0	0.00	43	0.00	0	0.00
INT INFO SYSTEMS TECHNOLOGIST	0	0.00	0	0.00	12,136	0.00	0	0.00
INF SYSTEMS PROJECT MANAGER	0	0.00	0	0.00	6,876	0.00	0	0.00
INFORMATION SYSTEMS SUPERVISOR	0	0.00	0	0.00	39,077	0.00	0	0.00
GENERAL SERVICES MANAGER	0	0.00	0	0.00	15,224	0.00	0	0.00
SENIOR PROCUREMENT AGENT	0	0.00	0	0.00	7,814	0.00	0	0.00
INFO SYS TECHNOLOGY SPECIALIST	0	0.00	0	0.00	5,966	0.00	0	0.00
CENTRAL OFFICE GENERAL SERV MG	0	0.00	0	0.00	6,849	0.00	0	0.00
INTERM GEN SERV SPECIALIST	0	0.00	0	0.00	1	0.00	0	0.00
DIST INFORMATION SYSTM MANAGER	0	0.00	0	0.00	11,415	0.00	0	0.00
LEAD INFO SYSTEMS TECHNOLOGIST	0	0.00	0	0.00	57,077	0.00	0	0.00
INFO SYSTEMS TECHNOLOGIST	0	0.00	0	0.00	18,724	0.00	0	0.00

**DECISION ITEM DETAIL**

Budget Unit	FY 2022	FY 2022	FY 2023	FY 2023	FY 2024	FY 2024	*****	*****
Decision Item	ACTUAL	ACTUAL	BUDGET	BUDGET	DEPT REQ	DEPT REQ	SECURED	SECURED
Budget Object Class	DOLLAR	FTE	DOLLAR	FTE	DOLLAR	FTE	COLUMN	COLUMN
<b>FLEET,FACILITIES&amp;INFO SYSTEMS</b>								
<b>Pay Plan-Market Plan-PS - 1605006</b>								
SR INFO SYSTEMS TECHNOLOGIST	0	0.00	0	0.00	112,990	0.00	0	0.00
<b>TOTAL - PS</b>	<b>0</b>	<b>0.00</b>	<b>0</b>	<b>0.00</b>	<b>459,366</b>	<b>0.00</b>	<b>0</b>	<b>0.00</b>
<b>GRAND TOTAL</b>	<b>\$0</b>	<b>0.00</b>	<b>\$0</b>	<b>0.00</b>	<b>\$459,366</b>	<b>0.00</b>	<b>\$0</b>	<b>0.00</b>
<b>GENERAL REVENUE</b>	<b>\$0</b>	<b>0.00</b>	<b>\$0</b>	<b>0.00</b>	<b>\$0</b>	<b>0.00</b>		<b>0.00</b>
<b>FEDERAL FUNDS</b>	<b>\$0</b>	<b>0.00</b>	<b>\$0</b>	<b>0.00</b>	<b>\$0</b>	<b>0.00</b>		<b>0.00</b>
<b>OTHER FUNDS</b>	<b>\$0</b>	<b>0.00</b>	<b>\$0</b>	<b>0.00</b>	<b>\$459,366</b>	<b>0.00</b>		<b>0.00</b>

**DECISION ITEM DETAIL**

Budget Unit	FY 2022	FY 2022	FY 2023	FY 2023	FY 2024	FY 2024	*****	*****
Decision Item	ACTUAL	ACTUAL	BUDGET	BUDGET	DEPT REQ	DEPT REQ	SECURED	SECURED
Budget Object Class	DOLLAR	FTE	DOLLAR	FTE	DOLLAR	FTE	COLUMN	COLUMN
<b>MULTIMODAL OPERATIONS ADMIN</b>								
<b>Pay Plan-Market Plan-PS - 1605006</b>								
RAIL SAFETY SPECIALIST	0	0.00	0	0.00	13,662	0.00	0	0.00
SR RAILROAD SAFETY INSPECTOR	0	0.00	0	0.00	13,989	0.00	0	0.00
AIRPORT PROJECT TECHNICIAN	0	0.00	0	0.00	1,585	0.00	0	0.00
RAILROAD SAFETY INSPECTOR	0	0.00	0	0.00	36	0.00	0	0.00
AIRPLANE PILOT	0	0.00	0	0.00	4	0.00	0	0.00
AVIATION OPERATIONS MANAGER	0	0.00	0	0.00	2,283	0.00	0	0.00
RAILROAD OPERATIONS MANAGER	0	0.00	0	0.00	2,292	0.00	0	0.00
SR MULTIMODAL OPER SPECIALIST	0	0.00	0	0.00	13,250	0.00	0	0.00
ADMIN OF FREIGHT & WATERWAYS	0	0.00	0	0.00	5,346	0.00	0	0.00
SR FINANCIAL SERVICES SPECIALI	0	0.00	0	0.00	1,019	0.00	0	0.00
ADMINISTRATOR OF AVIATION	0	0.00	0	0.00	3,207	0.00	0	0.00
ADMINISTRATOR OF RAILROADS	0	0.00	0	0.00	3,207	0.00	0	0.00
ADMINISTRATOR OF TRANSIT	0	0.00	0	0.00	3,207	0.00	0	0.00
RAILROAD PROJECTS MANAGER	0	0.00	0	0.00	2,557	0.00	0	0.00
AVIATION PROGRAMS MANAGER	0	0.00	0	0.00	2,557	0.00	0	0.00
CONSTRUCTION INSPECTOR	0	0.00	0	0.00	35	0.00	0	0.00
SR CONSTRUCTION INSPECTOR	0	0.00	0	0.00	2,054	0.00	0	0.00
AIRPORT PROJECT INSPECTOR	0	0.00	0	0.00	1,758	0.00	0	0.00
AIRPORT PROJECT MANAGER	0	0.00	0	0.00	8,621	0.00	0	0.00
<b>TOTAL - PS</b>	<b>0</b>	<b>0.00</b>	<b>0</b>	<b>0.00</b>	<b>80,669</b>	<b>0.00</b>	<b>0</b>	<b>0.00</b>
<b>GRAND TOTAL</b>	<b>\$0</b>	<b>0.00</b>	<b>\$0</b>	<b>0.00</b>	<b>\$80,669</b>	<b>0.00</b>	<b>\$0</b>	<b>0.00</b>
<b>GENERAL REVENUE</b>	<b>\$0</b>	<b>0.00</b>	<b>\$0</b>	<b>0.00</b>	<b>\$0</b>	<b>0.00</b>		<b>0.00</b>
<b>FEDERAL FUNDS</b>	<b>\$0</b>	<b>0.00</b>	<b>\$0</b>	<b>0.00</b>	<b>\$16,457</b>	<b>0.00</b>		<b>0.00</b>
<b>OTHER FUNDS</b>	<b>\$0</b>	<b>0.00</b>	<b>\$0</b>	<b>0.00</b>	<b>\$64,212</b>	<b>0.00</b>		<b>0.00</b>

**DECISION ITEM DETAIL**

Budget Unit	FY 2022	FY 2022	FY 2023	FY 2023	FY 2024	FY 2024	*****	*****
Decision Item	ACTUAL	ACTUAL	BUDGET	BUDGET	DEPT REQ	DEPT REQ	SECURED	SECURED
Budget Object Class	DOLLAR	FTE	DOLLAR	FTE	DOLLAR	FTE	COLUMN	COLUMN
<b>RETIREMENT</b>								
<b>Pay Plan-Market Plan-PS - 1605006</b>								
BENEFITS	0	0.00	0	0.00	5,424,567	0.00	0	0.00
<b>TOTAL - PS</b>	<b>0</b>	<b>0.00</b>	<b>0</b>	<b>0.00</b>	<b>5,424,567</b>	<b>0.00</b>	<b>0</b>	<b>0.00</b>
<b>GRAND TOTAL</b>	<b>\$0</b>	<b>0.00</b>	<b>\$0</b>	<b>0.00</b>	<b>\$5,424,567</b>	<b>0.00</b>	<b>\$0</b>	<b>0.00</b>
GENERAL REVENUE	\$0	0.00	\$0	0.00	\$0	0.00		0.00
FEDERAL FUNDS	\$0	0.00	\$0	0.00	\$26,239	0.00		0.00
OTHER FUNDS	\$0	0.00	\$0	0.00	\$5,398,328	0.00		0.00

**DECISION ITEM DETAIL**

Budget Unit	FY 2022	FY 2022	FY 2023	FY 2023	FY 2024	FY 2024	*****	*****
Decision Item	ACTUAL	ACTUAL	BUDGET	BUDGET	DEPT REQ	DEPT REQ	SECURED	SECURED
Budget Object Class	DOLLAR	FTE	DOLLAR	FTE	DOLLAR	FTE	COLUMN	COLUMN
<b>MEDICAL LIFE EAP</b>								
<b>Pay Plan-Market Plan-PS - 1605006</b>								
BENEFITS	0	0.00	0	0.00	369,620	0.00	0	0.00
<b>TOTAL - PS</b>	<b>0</b>	<b>0.00</b>	<b>0</b>	<b>0.00</b>	<b>369,620</b>	<b>0.00</b>	<b>0</b>	<b>0.00</b>
<b>GRAND TOTAL</b>	<b>\$0</b>	<b>0.00</b>	<b>\$0</b>	<b>0.00</b>	<b>\$369,620</b>	<b>0.00</b>	<b>\$0</b>	<b>0.00</b>
GENERAL REVENUE	\$0	0.00	\$0	0.00	\$0	0.00		0.00
FEDERAL FUNDS	\$0	0.00	\$0	0.00	\$407	0.00		0.00
OTHER FUNDS	\$0	0.00	\$0	0.00	\$369,213	0.00		0.00



## NEW DECISION ITEM

RANK: 3 OF 28

Department of Transportation

Budget Unit: Multiple

Division: Department Wide

DI Name: Pay Plan-Vacancies

DI# 1605007

HB Section: Multiple

## 1. AMOUNT OF REQUEST

FY 2024 Budget Request				
	GR	Federal	Other	Total
PS	0	0	3,568,326	3,568,326
EE	0	0	0	0
PSD	0	0	0	0
TRF	0	0	0	0
Total	0	0	3,568,326	3,568,326

FTE	0.00	0.00	0.00	0.00
HB 4	0	0	1,544,943	1,544,943
HB 5	0	0	157,217	157,217

Note: Fringes budgeted in House Bill 5 except for certain fringes budgeted directly to MoDOT, Highway Patrol, and Conservation.

Other Funds: State Road Fund (0320)

Non-Counts:

FY 2024 Governor's Recommendation				
	GR	Federal	Other	Total
PS	0	0	0	0
EE	0	0	0	0
PSD	0	0	0	0
TRF	0	0	0	0
Total	0	0	0	0

FTE	0.00	0.00	0.00	0.00
HB 4	0	0	0	0
HB 5	0	0	0	0

Note: Fringes budgeted in House Bill 5 except for certain fringes budgeted directly to MoDOT, Highway Patrol, and Conservation.

Other Funds:

Non-Counts:

## 2. THIS REQUEST CAN BE CATEGORIZED AS:

<input type="checkbox"/>	New Legislation	<input type="checkbox"/>	New Program	<input type="checkbox"/>	Fund Switch
<input type="checkbox"/>	Federal Mandate	<input type="checkbox"/>	Program Expansion	<input type="checkbox"/>	Cost to Continue
<input type="checkbox"/>	GR Pick-Up	<input type="checkbox"/>	Space Request	<input type="checkbox"/>	Equipment Replacement
<input checked="" type="checkbox"/>	Pay Plan	<input type="checkbox"/>	Other: _____		

## 3. WHY IS THIS FUNDING NEEDED? PROVIDE AN EXPLANATION FOR ITEMS CHECKED IN #2. INCLUDE THE FEDERAL OR STATE STATUTORY OR CONSTITUTIONAL AUTHORIZATION FOR THIS PROGRAM.

This expansion item is for the funding only needed to fill 10 percent of the 261 positions (156 Safety and Operations positions and 105 Program Delivery positions) held open to be able to afford the department implementing a portion of the market plan within the appropriation authority approved by the legislature in July 2022. Only dollars are needed. The department has sufficient full-time equivalents (FTEs).

House Bill 4 fringes for this pay plan are included in the PS totals above.



## NEW DECISION ITEM

RANK: 3 OF 28Department of TransportationBudget Unit: MultipleDivision: Department WideDI Name: Pay Plan-VacanciesDI# 1605007HB Section: Multiple

The Department's request for the fiscal year 2024 Pay Plan-Vacancies by fund is as follows:

<b>Personal Services</b>	<b><u>Increase</u></b>	<b><u>Fund</u></b>
Program Delivery	\$895,830	State Road Fund
Safety and Operations	\$1,127,554	State Road Fund
<b>Total Personal Services</b>	<b>\$2,023,384</b>	
 <b>Fringe Benefits</b>	 <b><u>Increase</u></b>	 <b><u>Fund</u></b>
Retirement	\$1,173,563	State Road Fund
Medical & Life Insurance	\$371,379	State Road Fund
<b>Total Fringe Benefits</b>	<b>\$1,544,942</b>	
 <b>Total Vacancies</b>	 <b><u>\$3,568,326</u></b>	

## NEW DECISION ITEM

RANK: 3 OF 28

Department of Transportation Budget Unit: Multiple  
 Division: Department Wide  
 DI Name: Pay Plan-Vacancies DI# 1605007 HB Section: Multiple

**4. DESCRIBE THE DETAILED ASSUMPTIONS USED TO DERIVE THE SPECIFIC REQUESTED AMOUNT. (How did you determine that the requested number of FTE were appropriate? From what source or standard did you derive the requested levels of funding? Were alternatives such as outsourcing or automation considered? If based on new legislation, does request tie to TAFP fiscal note? If not, explain why. Detail which portions of the request are one-times and how those amounts were calculated.)**

The requested \$3.6 million of personal services and the related fringe benefits is to provide the funding to fill 26 positions, 16 positions in Safety and Operations and 10 positions in Program Delivery.

**5. BREAK DOWN THE REQUEST BY BUDGET OBJECT CLASS, JOB CLASS, AND FUND SOURCE. IDENTIFY ONE-TIME COSTS.**

Budget Object Class/Job Class	Dept Req GR DOLLARS	Dept Req GR FTE	Dept Req FED DOLLARS	Dept Req FED FTE	Dept Req OTHER DOLLARS	Dept Req OTHER FTE	Dept Req TOTAL DOLLARS	Dept Req TOTAL FTE	Dept Req One-Time DOLLARS
Salaries & Wages	0	0.0	0	0.0	2,023,384	0.0	2,023,384	0.0	0
Fringe Benefits	0	0.0	0	0.0	1,544,942	0.0	1,544,942	0.0	0
<b>Total PS</b>	<b>0</b>	<b>0.0</b>	<b>0</b>	<b>0.0</b>	<b>3,568,326</b>	<b>0.0</b>	<b>3,568,326</b>	<b>0.0</b>	<b>0</b>
<b>Total EE</b>	<b>0</b>		<b>0</b>		<b>0</b>		<b>0</b>		<b>0</b>
Program Distributions							0		
<b>Total PSD</b>	<b>0</b>		<b>0</b>		<b>0</b>		<b>0</b>		<b>0</b>
Transfers							0		
<b>Total TRF</b>	<b>0</b>		<b>0</b>		<b>0</b>		<b>0</b>		<b>0</b>
<b>Grand Total</b>	<b>0</b>	<b>0.0</b>	<b>0</b>	<b>0.0</b>	<b>3,568,326</b>	<b>0.0</b>	<b>3,568,326</b>	<b>0.0</b>	<b>0</b>

**NEW DECISION ITEM**  
**RANK: 3 OF 28**

**Department of Transportation**

**Budget Unit: Multiple**

**Division: Department Wide**

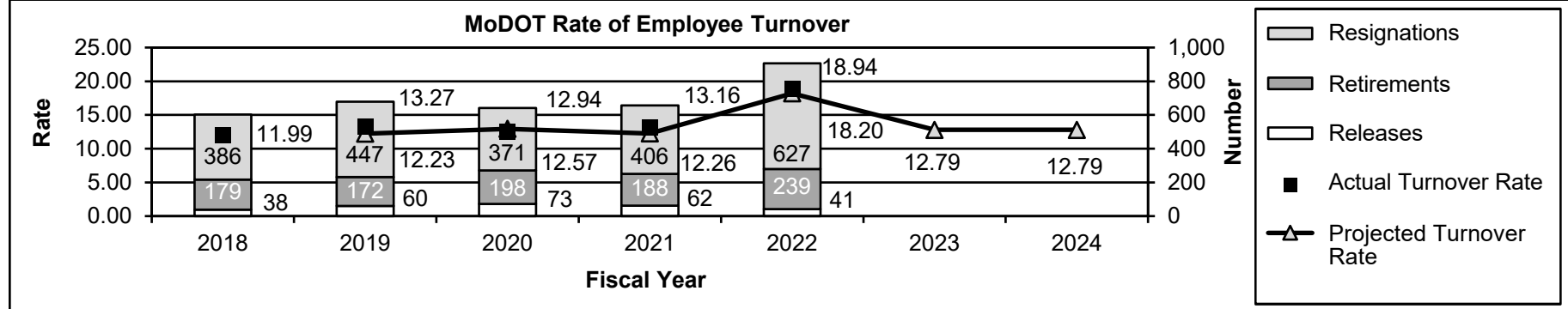
**DI Name: Pay Plan-Vacancies**

**DI# 1605007**

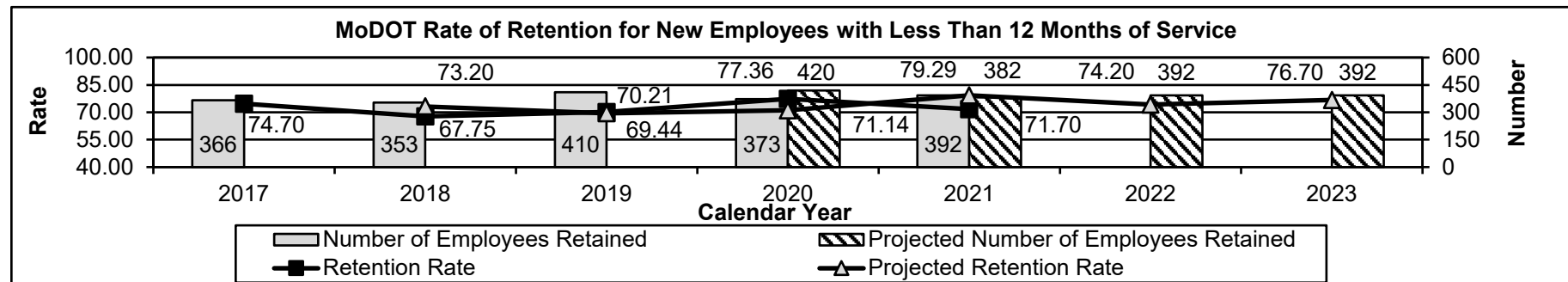
**HB Section: Multiple**

**6. PERFORMANCE MEASURES (If new decision item has an associated core, separately identify projected performance with & without additional funding.)**

**6a. Provide an activity measure(s) for the program.**



The turnover rate shows the percentage of employees who left the department during each fiscal year. The 2023 and 2024 projected turnover rate is based on the average turnover in the last four years prior to the increase in fiscal year 2022.



The rate of retention for new employees is a percentage of MoDOT employees who remained employed with the department for 12 months divided by the total number of new employees hired within the same time period. For calendar year 2021, this was 392 of 547, or 71.7 percent of first year employees. The calendar year 2022 projected retention rate is based on 2.5 percent increase in the number of retained employees in calendar year 2021. The calendar year 2023 projected retention rate is based on a five percent increase in the number of retained employees in calendar year 2021.

## NEW DECISION ITEM

RANK: 3 OF 28

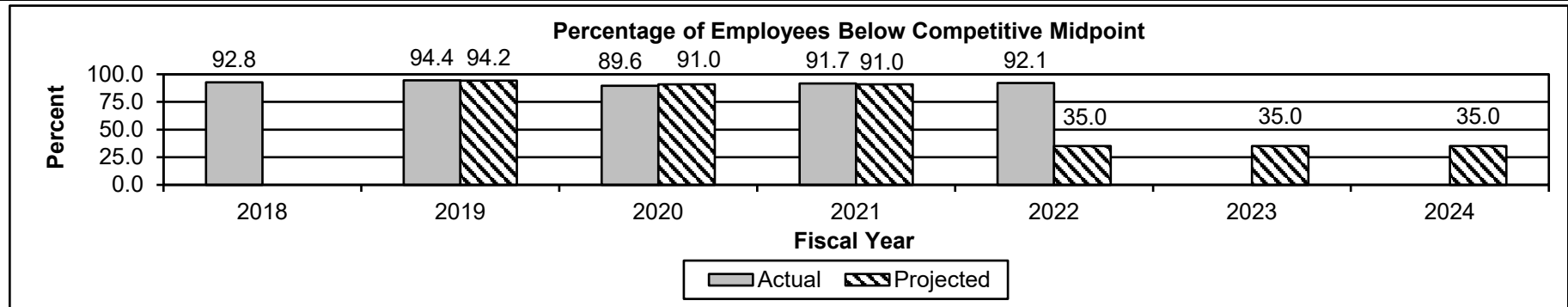
Department of Transportation

Budget Unit: Multiple

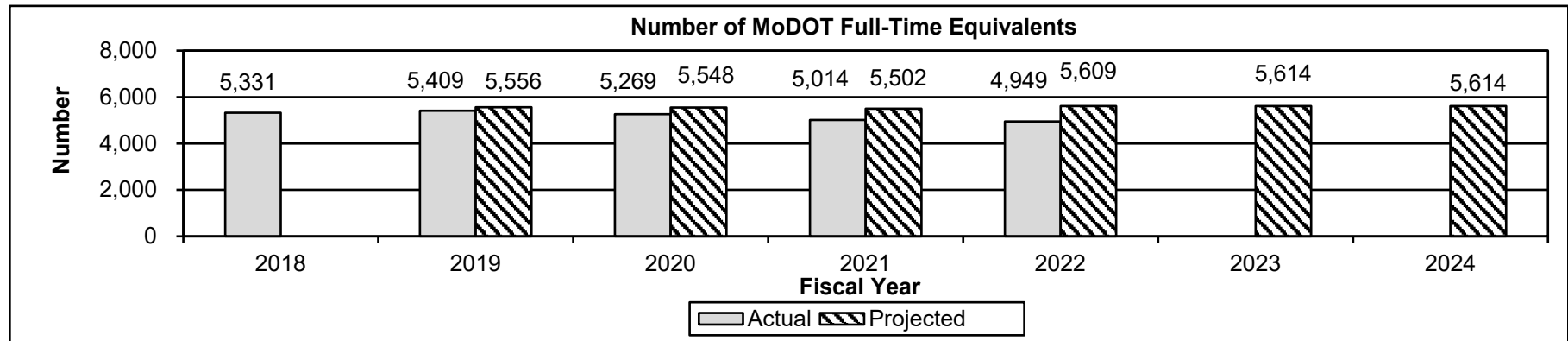
Division: Department Wide

DI Name: Pay Plan-Vacancies

DI# 1605007

HB Section: Multiple

The midpoint of each salary range is the market competitive midpoint for the job titles classified in that range. The 2023 and 2024 projections are based on the department's goal to reduce the percentage of employees below their competitive midpoint to 35 percent or less. These projections assume full implementation of the employee market adjustment.



This performance measure shows the number of full-time equivalents (FTEs) by fiscal year. FTE is the total number of hours worked or on paid leave divided by 2,080. The 2023 and 2024 projections for salaried employees are based on the department's budgeted FTE.

## NEW DECISION ITEM

RANK: 3 OF 28

Department of Transportation

Budget Unit: Multiple

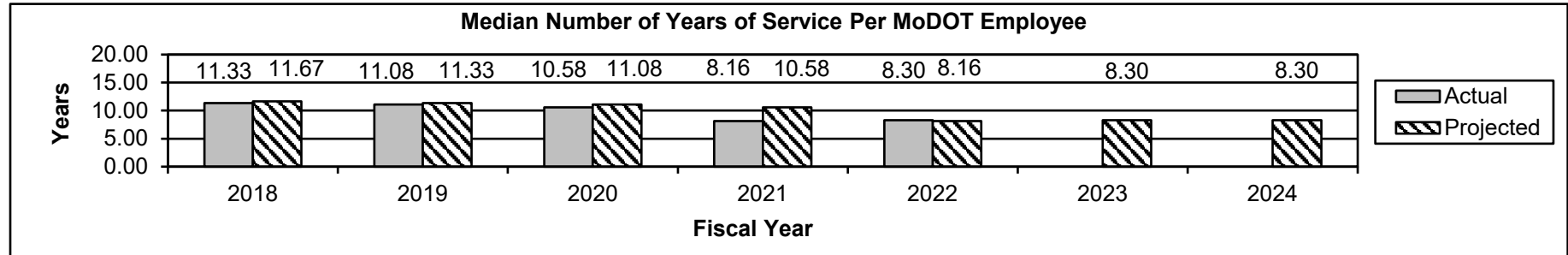
Division: Department Wide

DI Name: Pay Plan-Vacancies

DI# 1605007

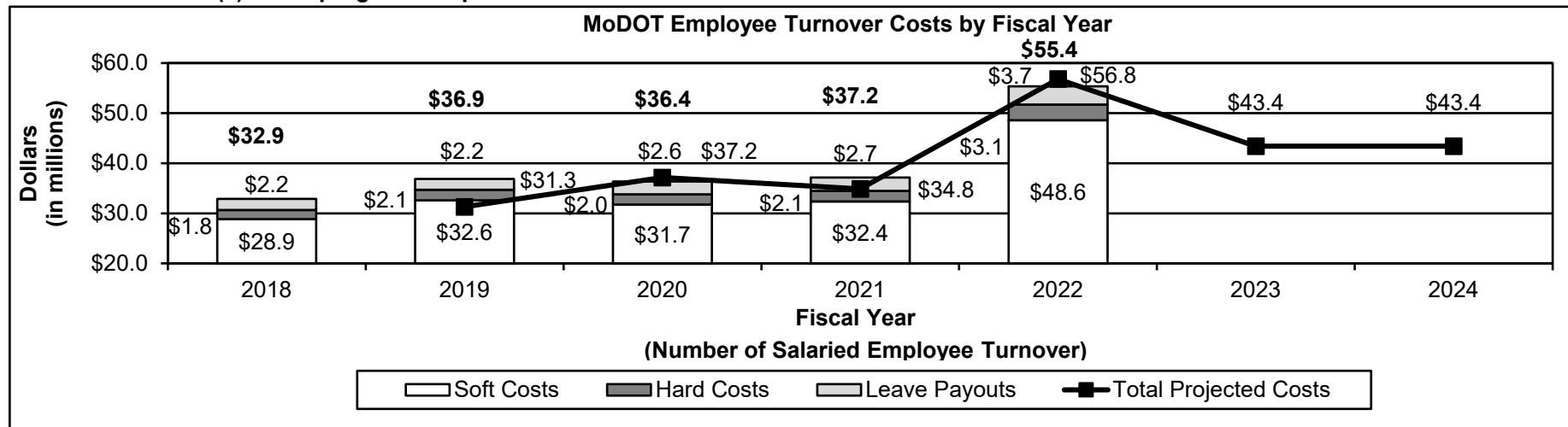
HB Section: Multiple

## 6b. Provide a measure(s) of the program's quality.



The 2023 and 2024 projections are based on maintaining the current median years of service per MoDOT employee.

## 6c. Provide a measure(s) of the program's impact.



The turnover costs calculation tool used in the formulation of this chart was adopted from the Society for Human Resources Management. Hard costs are direct costs related to staff time in separating/filling the position, advertisement efforts and pre-employment fees (drug testing and physicals). Soft costs are lost productivity tied to the departing employees, vacant positions and selection and training efforts for each new employee. The fiscal year 2023 and 2024 projections are based on the department's rate of employee turnover projections for these two fiscal years.

## NEW DECISION ITEM

RANK: 3 OF 28

Department of Transportation

Budget Unit: Multiple

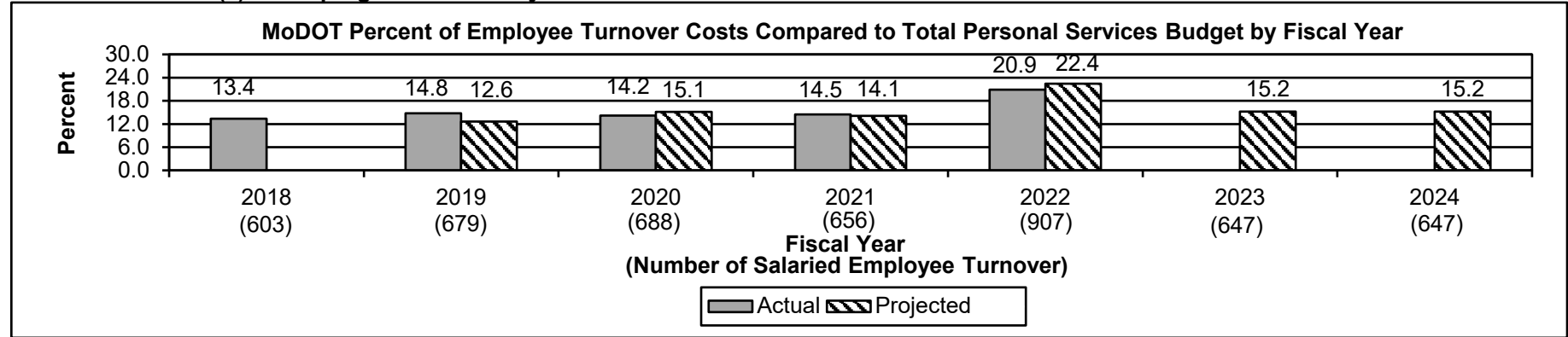
Division: Department Wide

DI Name: Pay Plan-Vacancies

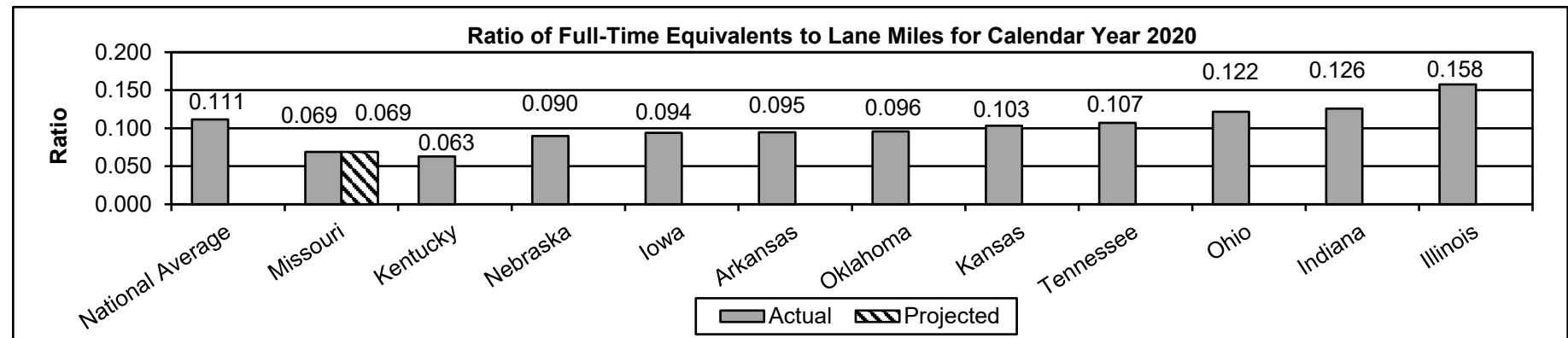
DI# 1605007

HB Section: Multiple

## 6d. Provide a measure(s) of the program's efficiency.



This chart shows the percentage of turnover costs compared to the total personal services budget by fiscal year. For fiscal year 2022, this was \$55.4 million in turnover costs of the \$264.9 million in personal services budget, or 20.9 percent. The projections are based on the department's rate of employee turnover projections for each year.



Full-time equivalent (FTE) is the total number of hours worked or on paid leave divided by 2,080. The ratio in this measure was calculated by dividing the FTEs in the Census Bureau - 2020 Annual Survey of Public Employees and Payroll, by the estimated number of lane miles in the 2020 FHWA report of State Highway Agency-Owned Public Roads (HM-81). A low ratio means MoDOT is efficiently maintaining roadways with limited resources. The projection is based on budgeted FTE. Calendar year 2021 data was not available at time of publication.

## NEW DECISION ITEM

RANK: 3 OF 28Department of TransportationBudget Unit: MultipleDivision: Department WideDI Name: Pay Plan-VacanciesDI# 1605007HB Section: Multiple**7. STRATEGIES TO ACHIEVE THE PERFORMANCE MEASUREMENT TARGETS:**

The desired outcome from this pay expansion is to attract, retain, and engage a skilled workforce necessary to perform the critical functions needed to deliver on our mission.

As of September 9, 2022, approximately one percent of MoDOT employees could be eligible for federal SNAP (Supplemental Nutrition Assistance Program), based on a four person, single earner household. MoDOT has 35 employees who earn less than \$2,870 per month.

According to the MERIC database, 11.6 percent of MoDOT employees also work for a second employer (not including farm labor or other self-employment) as of the end of December 2021. In comparison, the percentage of multiple job holders in Missouri is approximately 12.8 percent.

**DECISION ITEM DETAIL**

Budget Unit	FY 2022	FY 2022	FY 2023	FY 2023	FY 2024	FY 2024	*****	*****
Decision Item	ACTUAL	ACTUAL	BUDGET	BUDGET	DEPT REQ	DEPT REQ	SECURED	SECURED
Budget Object Class	DOLLAR	FTE	DOLLAR	FTE	DOLLAR	FTE	COLUMN	COLUMN
<b>PROGRAM DELIVERY</b>								
<b>Pay Plan-Vacancies-PS - 1605007</b>								
AST DISTRICT CONSTR & MATER EN	0	0.00	0	0.00	87,484	0.00	0	0.00
PAVEMENT ENGINEER	0	0.00	0	0.00	72,152	0.00	0	0.00
DISTRICT DESIGN ENGINEER	0	0.00	0	0.00	103,708	0.00	0	0.00
TRAFFIC OPERATIONS ENGINEER	0	0.00	0	0.00	87,484	0.00	0	0.00
RESIDENT ENGINEER	0	0.00	0	0.00	97,982	0.00	0	0.00
SR CONSTRUCTION INSPECTOR	0	0.00	0	0.00	143,770	0.00	0	0.00
GEOTECHNICAL ENGINEER	0	0.00	0	0.00	83,847	0.00	0	0.00
DISTRICT DESIGN LIAISON	0	0.00	0	0.00	97,982	0.00	0	0.00
REGIONAL COUNSEL	0	0.00	0	0.00	121,421	0.00	0	0.00
<b>TOTAL - PS</b>	<b>0</b>	<b>0.00</b>	<b>0</b>	<b>0.00</b>	<b>895,830</b>	<b>0.00</b>	<b>0</b>	<b>0.00</b>
<b>GRAND TOTAL</b>	<b>\$0</b>	<b>0.00</b>	<b>\$0</b>	<b>0.00</b>	<b>\$895,830</b>	<b>0.00</b>	<b>\$0</b>	<b>0.00</b>
<b>GENERAL REVENUE</b>	<b>\$0</b>	<b>0.00</b>	<b>\$0</b>	<b>0.00</b>	<b>\$0</b>	<b>0.00</b>		<b>0.00</b>
<b>FEDERAL FUNDS</b>	<b>\$0</b>	<b>0.00</b>	<b>\$0</b>	<b>0.00</b>	<b>\$0</b>	<b>0.00</b>		<b>0.00</b>
<b>OTHER FUNDS</b>	<b>\$0</b>	<b>0.00</b>	<b>\$0</b>	<b>0.00</b>	<b>\$895,830</b>	<b>0.00</b>		<b>0.00</b>



**DECISION ITEM DETAIL**

Budget Unit	FY 2022	FY 2022	FY 2023	FY 2023	FY 2024	FY 2024	*****	*****
Decision Item	ACTUAL	ACTUAL	BUDGET	BUDGET	DEPT REQ	DEPT REQ	SECURED	SECURED
Budget Object Class	DOLLAR	FTE	DOLLAR	FTE	DOLLAR	FTE	COLUMN	COLUMN
<b>SAFETY AND OPERATIONS</b>								
<b>Pay Plan-Vacancies-PS - 1605007</b>								
BRIDGE MAINTENANCE CREW LEADER	0	0.00	0	0.00	59,287	0.00	0	0.00
ASST MAINTENANCE SUPERVISOR	0	0.00	0	0.00	54,768	0.00	0	0.00
SR TR SIGNAL AND LIGHTING TECH	0	0.00	0	0.00	118,574	0.00	0	0.00
SENIOR EQUIPMENT TECHNICIAN	0	0.00	0	0.00	59,287	0.00	0	0.00
INT TR SIGNAL AND LIGHTING TEC	0	0.00	0	0.00	55,883	0.00	0	0.00
MOTOR CARRIER COMPLIANCE SUPV	0	0.00	0	0.00	58,846	0.00	0	0.00
SR TRNS ENFRCEMNT INVESTIGATOR	0	0.00	0	0.00	57,939	0.00	0	0.00
ROADSIDE MANAGER	0	0.00	0	0.00	57,939	0.00	0	0.00
AREA ENGINEER	0	0.00	0	0.00	256,731	0.00	0	0.00
DISTRICT BRIDGE ENGINEER	0	0.00	0	0.00	110,542	0.00	0	0.00
TRAFFIC OPERATIONS ENGINEER	0	0.00	0	0.00	98,698	0.00	0	0.00
TRAFFIC STUDIES SPECIALIST	0	0.00	0	0.00	139,060	0.00	0	0.00
<b>TOTAL - PS</b>	<b>0</b>	<b>0.00</b>	<b>0</b>	<b>0.00</b>	<b>1,127,554</b>	<b>0.00</b>	<b>0</b>	<b>0.00</b>
<b>GRAND TOTAL</b>	<b>\$0</b>	<b>0.00</b>	<b>\$0</b>	<b>0.00</b>	<b>\$1,127,554</b>	<b>0.00</b>	<b>\$0</b>	<b>0.00</b>
<b>GENERAL REVENUE</b>	<b>\$0</b>	<b>0.00</b>	<b>\$0</b>	<b>0.00</b>	<b>\$0</b>	<b>0.00</b>		<b>0.00</b>
<b>FEDERAL FUNDS</b>	<b>\$0</b>	<b>0.00</b>	<b>\$0</b>	<b>0.00</b>	<b>\$0</b>	<b>0.00</b>		<b>0.00</b>
<b>OTHER FUNDS</b>	<b>\$0</b>	<b>0.00</b>	<b>\$0</b>	<b>0.00</b>	<b>\$1,127,554</b>	<b>0.00</b>		<b>0.00</b>

**DECISION ITEM DETAIL**

Budget Unit	FY 2022	FY 2022	FY 2023	FY 2023	FY 2024	FY 2024	*****	*****
Decision Item	ACTUAL	ACTUAL	BUDGET	BUDGET	DEPT REQ	DEPT REQ	SECURED	SECURED
Budget Object Class	DOLLAR	FTE	DOLLAR	FTE	DOLLAR	FTE	COLUMN	COLUMN
<b>RETIREMENT</b>								
Pay Plan-Vacancies-PS - 1605007								
BENEFITS	0	0.00	0	0.00	1,173,563	0.00	0	0.00
TOTAL - PS	0	0.00	0	0.00	1,173,563	0.00	0	0.00
GRAND TOTAL	\$0	0.00	\$0	0.00	\$1,173,563	0.00	\$0	0.00
GENERAL REVENUE	\$0	0.00	\$0	0.00	\$0	0.00		0.00
FEDERAL FUNDS	\$0	0.00	\$0	0.00	\$0	0.00		0.00
OTHER FUNDS	\$0	0.00	\$0	0.00	\$1,173,563	0.00		0.00

**DECISION ITEM DETAIL**

Budget Unit	FY 2022	FY 2022	FY 2023	FY 2023	FY 2024	FY 2024	*****	*****
Decision Item	ACTUAL	ACTUAL	BUDGET	BUDGET	DEPT REQ	DEPT REQ	SECURED	SECURED
Budget Object Class	DOLLAR	FTE	DOLLAR	FTE	DOLLAR	FTE	COLUMN	COLUMN
<b>MEDICAL LIFE EAP</b>								
<b>Pay Plan-Vacancies-PS - 1605007</b>								
BENEFITS	0	0.00	0	0.00	371,379	0.00	0	0.00
<b>TOTAL - PS</b>	<b>0</b>	<b>0.00</b>	<b>0</b>	<b>0.00</b>	<b>371,379</b>	<b>0.00</b>	<b>0</b>	<b>0.00</b>
<b>GRAND TOTAL</b>	<b>\$0</b>	<b>0.00</b>	<b>\$0</b>	<b>0.00</b>	<b>\$371,379</b>	<b>0.00</b>	<b>\$0</b>	<b>0.00</b>
GENERAL REVENUE	\$0	0.00	\$0	0.00	\$0	0.00		0.00
FEDERAL FUNDS	\$0	0.00	\$0	0.00	\$0	0.00		0.00
OTHER FUNDS	\$0	0.00	\$0	0.00	\$371,379	0.00		0.00



**NEW DECISION ITEM**  
**RANK: 28 OF 28**

**Department of Transportation** **Budget Unit: Multiple**  
**Division: Administration**  
**DI Name: Administration PS Expansion** **DI# 1605032** **HB Section: Multiple**

**1. AMOUNT OF REQUEST**

FY 2024 Budget Request				
	GR	Federal	Other	Total
<b>PS</b>	0	0	432,473	432,473
<b>EE</b>	0	0	0	0
<b>PSD</b>	0	0	0	0
<b>TRF</b>	0	0	0	0
<b>Total</b>	<b>0</b>	<b>0</b>	<b>432,473</b>	<b>432,473</b>
<b>FTE</b>	<b>0.00</b>	<b>0.00</b>	<b>0.00</b>	<b>0.00</b>
<b>HB 4</b>	0	0	192,869	192,869
<b>HB 5</b>	0	0	18,450	18,450

*Note: Fringes budgeted in House Bill 5 except for certain fringes budgeted directly to MoDOT, Highway Patrol, and Conservation.*

Other Funds: State Road Fund (0320)

Non-Counts:

FY 2024 Governor's Recommendation				
	GR	Federal	Other	Total
<b>PS</b>	0	0	0	0
<b>EE</b>	0	0	0	0
<b>PSD</b>	0	0	0	0
<b>TRF</b>	0	0	0	0
<b>Total</b>	<b>0</b>	<b>0</b>	<b>0</b>	<b>0</b>
<b>FTE</b>	<b>0.00</b>	<b>0.00</b>	<b>0.00</b>	<b>0.00</b>
<b>HB 4</b>	0	0	0	0
<b>HB 5</b>	0	0	0	0

*Note: Fringes budgeted in House Bill 5 except for certain fringes budgeted directly to MoDOT, Highway Patrol, and Conservation.*

Other Funds:

Non-Counts:

**2. THIS REQUEST CAN BE CATEGORIZED AS:**

<input type="checkbox"/>	New Legislation	<input type="checkbox"/>	New Program	<input type="checkbox"/>	Fund Switch
<input type="checkbox"/>	Federal Mandate	<input type="checkbox"/>	Program Expansion	<input type="checkbox"/>	Cost to Continue
<input type="checkbox"/>	GR Pick-Up	<input type="checkbox"/>	Space Request	<input type="checkbox"/>	Equipment Replacement
<input checked="" type="checkbox"/>	Pay Plan	<input type="checkbox"/>	Other:		

**3. WHY IS THIS FUNDING NEEDED? PROVIDE AN EXPLANATION FOR ITEMS CHECKED IN #2. INCLUDE THE FEDERAL OR STATE STATUTORY OR CONSTITUTIONAL AUTHORIZATION FOR THIS PROGRAM.**

This expansion item is requested by the Enterprise Resource Planning Unit for the implementation of the budget, finance and procurement modules of the Enterprise Resource Planning (ERP) new system that is replacing the legacy SAMII system. Office of Administration (OA) transferred the full-time equivalents (FTEs) but not the funding.

House Bill 4 fringes for this pay plan are included in the PS totals above.

NEW DECISION ITEM		
RANK: 28 OF 28		
Department of Transportation		Budget Unit: Multiple
Division: Administration		
DI Name: Administration PS Expansion	DI# 1605032	HB Section: Multiple

The Department's request for the fiscal year 2024 Administration PS Expansion by fund is as follows:

Personal Services	Increase	Fund
Administration	\$239,604	State Road Fund
Total Personal Services	\$239,604	
Fringe Benefits	Increase	Fund
Retirement	\$138,971	State Road Fund
Medical & Life Insurance	\$45,429	State Road Fund
Employee Assistance Program	\$58	State Road Fund
Workers' Compensation	\$8,411	State Road Fund
Total Fringe Benefits	\$192,869	
Total Administration Expansion	\$432,473	

NEW DECISION ITEM										
RANK: <u>28</u> OF <u>28</u>										
<b>Department of Transportation</b>					<b>Budget Unit: <u>Multiple</u></b>					
<b>Division: Administration</b>										
<b>DI Name: Administration PS Expansion</b>					<b>DI# 1605032</b>		<b>HB Section: <u>Multiple</u></b>			
<p><b>4. DESCRIBE THE DETAILED ASSUMPTIONS USED TO DERIVE THE SPECIFIC REQUESTED AMOUNT. (How did you determine that the requested number of FTE were appropriate? From what source or standard did you derive the requested levels of funding? Were alternatives such as outsourcing or automation considered? If based on new legislation, does request tie to TAFP fiscal note? If not, explain why. Detail which portions of the request are one-times and how those amounts were calculated.)</b></p> <p>This expansion item is requested by the Enterprise Resource Planning Unit for the implementation of the budget, finance and procurement modules of the Enterprise Resource Planning (ERP) new system that is replacing the legacy SAMII system. Office of Administration (OA) transferred the full-time equivalents (FTEs) but not the funding.</p>										
<p><b>5. BREAK DOWN THE REQUEST BY BUDGET OBJECT CLASS, JOB CLASS, AND FUND SOURCE. IDENTIFY ONE-TIME COSTS.</b></p>										
Budget Object Class/Job Class	Dept Req GR DOLLARS	Dept Req GR FTE	Dept Req FED DOLLARS	Dept Req FED FTE	Dept Req OTHER DOLLARS	Dept Req OTHER FTE	Dept Req TOTAL DOLLARS	Dept Req TOTAL FTE	Dept Req One-Time DOLLARS	
Salaries & Wages	0	0.0	0	0.0	239,604	0.0	239,604	0.0	0	
Fringe Benefits	0	0.0	0	0.0	192,869	0.0	192,869	0.0	0	
<b>Total PS</b>	<b>0</b>	<b>0.0</b>	<b>0</b>	<b>0.0</b>	<b>432,473</b>	<b>0.0</b>	<b>432,473</b>	<b>0.0</b>	<b>0</b>	
<b>Total EE</b>	<b>0</b>		<b>0</b>		<b>0</b>		<b>0</b>		<b>0</b>	
Program Distributions							0			
<b>Total PSD</b>	<b>0</b>		<b>0</b>		<b>0</b>		<b>0</b>		<b>0</b>	
Transfers							0			
<b>Total TRF</b>	<b>0</b>		<b>0</b>		<b>0</b>		<b>0</b>		<b>0</b>	
<b>Grand Total</b>	<b>0</b>	<b>0.0</b>	<b>0</b>	<b>0.0</b>	<b>432,473</b>	<b>0.0</b>	<b>432,473</b>	<b>0.0</b>	<b>0</b>	

**NEW DECISION ITEM**  
**RANK: 28 OF 28**

**Department of Transportation**

**Budget Unit: Multiple**

**Division: Administration**

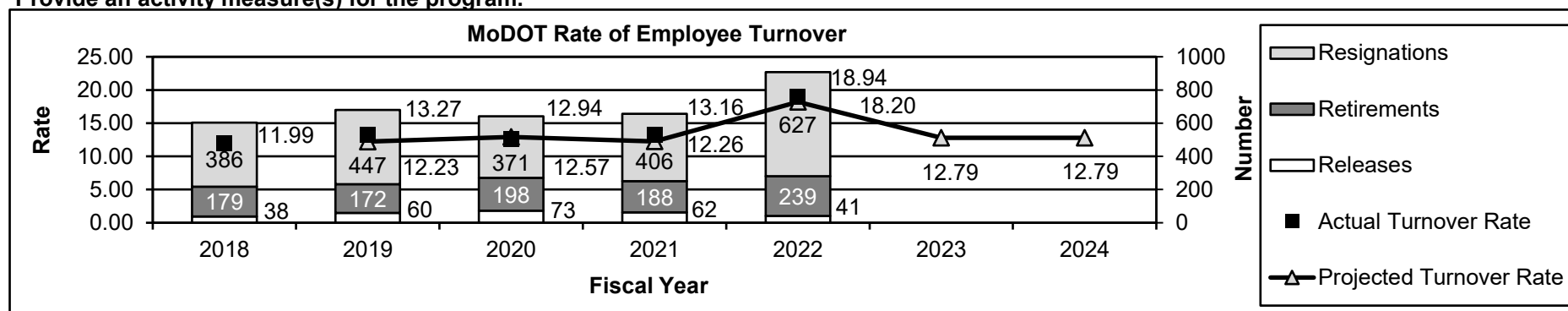
**DI Name: Administration PS Expansion**

**DI# 1605032**

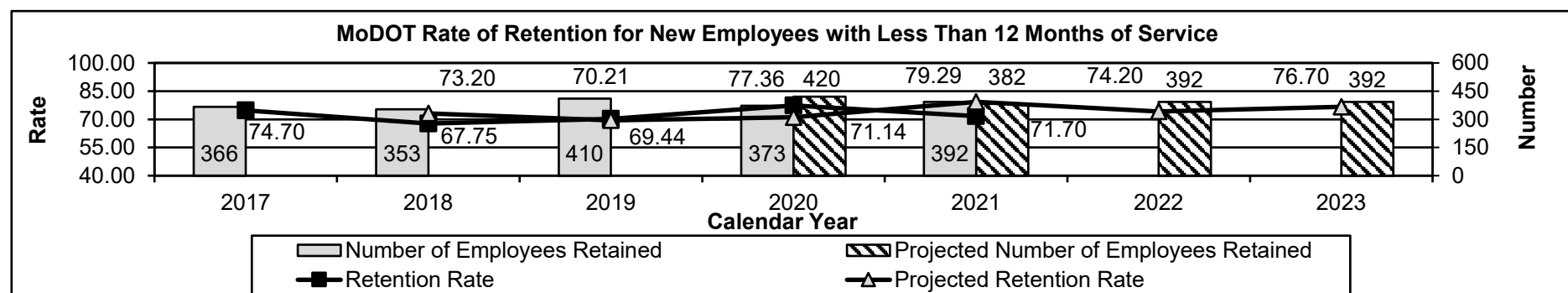
**HB Section: Multiple**

**6. PERFORMANCE MEASURES (If new decision item has an associated core, separately identify projected performance with & without additional funding.)**

**6a. Provide an activity measure(s) for the program.**



The turnover rate shows the percentage of employees who left the department during each fiscal year. The 2023 and 2024 projected turnover rate is based on the average turnover in the last four years prior to the increase in fiscal year 2022.



The rate of retention for new employees is a percentage of MoDOT employees who remained employed with the department for 12 months divided by the total number of new employees hired within the same time period. For calendar year 2021, this was 392 of 547, or 71.7 percent of first year employees. The calendar year 2022 projected retention rate is based on 2.5 percent increase in the number of retained employees in calendar year 2021. The calendar year 2023 projected retention rate is based on a five percent increase in the number of retained employees in calendar year 2021.



**NEW DECISION ITEM**  
**RANK: 28 OF 28**

**Department of Transportation**

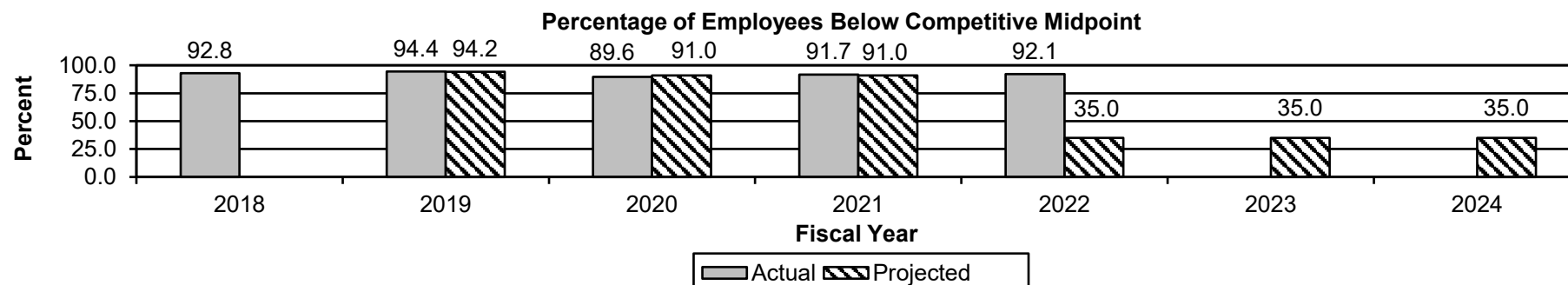
**Budget Unit: Multiple**

**Division: Administration**

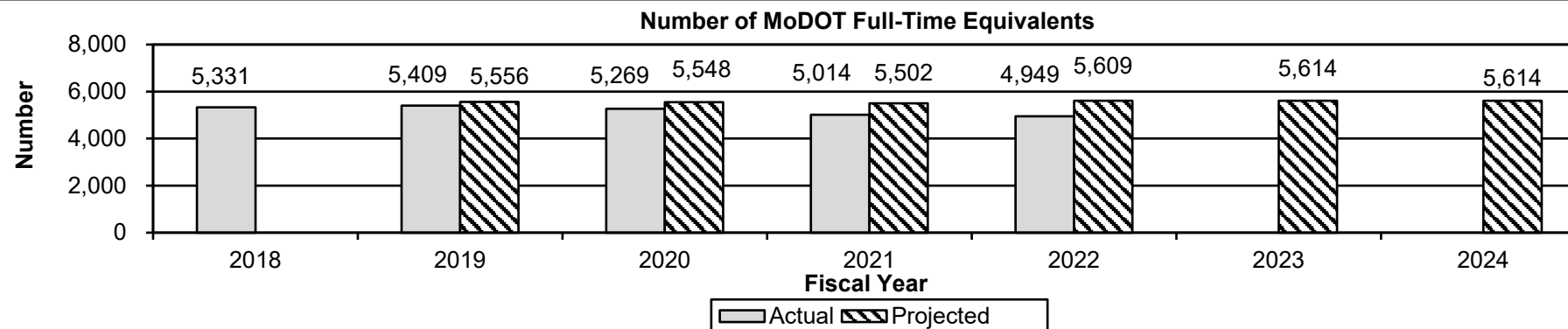
**DI Name: Administration PS Expansion**

**DI# 1605032**

**HB Section: Multiple**



The midpoint of each salary range is the market competitive midpoint for the job titles classified in that range. The 2023 and 2024 projections are based on the department's goal to reduce the percentage of employees below their competitive midpoint to 35 percent or less. These projections assume full implementation of the employee market adjustment.



This performance measure shows the number of full-time equivalents (FTEs) by fiscal year. FTE is the total number of hours worked or on paid leave divided by 2,080. The 2023 and 2024 projections for salaried employees are based on the department's goal of salaried employees.

**NEW DECISION ITEM**  
**RANK: 28 OF 28**

**Department of Transportation**

**Budget Unit: Multiple**

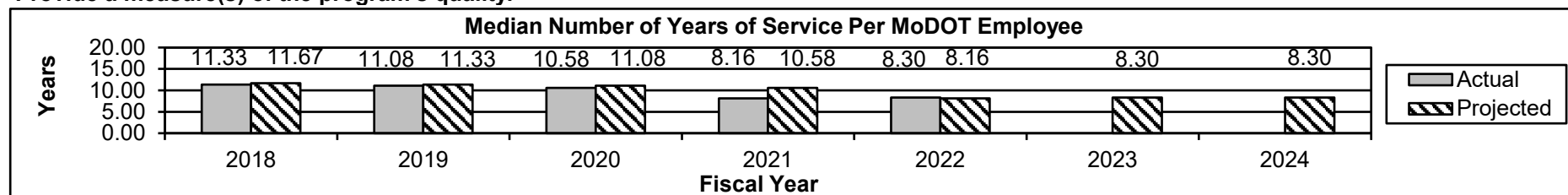
**Division: Administration**

**DI Name: Administration PS Expansion**

**DI# 1605032**


**HB Section: Multiple**

**6b. Provide a measure(s) of the program's quality.**



The 2023 and 2024 projections are based on maintaining the current median years of service per MoDOT employee.

**6c. Provide a measure(s) of the program's impact.**



The turnover costs calculation tool used in the formulation of this chart was adopted from the Society for Human Resources Management. Hard costs are direct costs related to staff time in separating/filling the position, advertisement efforts and pre-employment fees (drug testing and physicals). Soft costs are lost productivity tied to the departing employees, vacant positions and selection and training efforts for each new employee. The fiscal year 2023 and 2024 projections are based on the department's rate of employee turnover projections for these two fiscal years.

**NEW DECISION ITEM**  
**RANK: 28 OF 28**

**Department of Transportation**

**Budget Unit: Multiple**

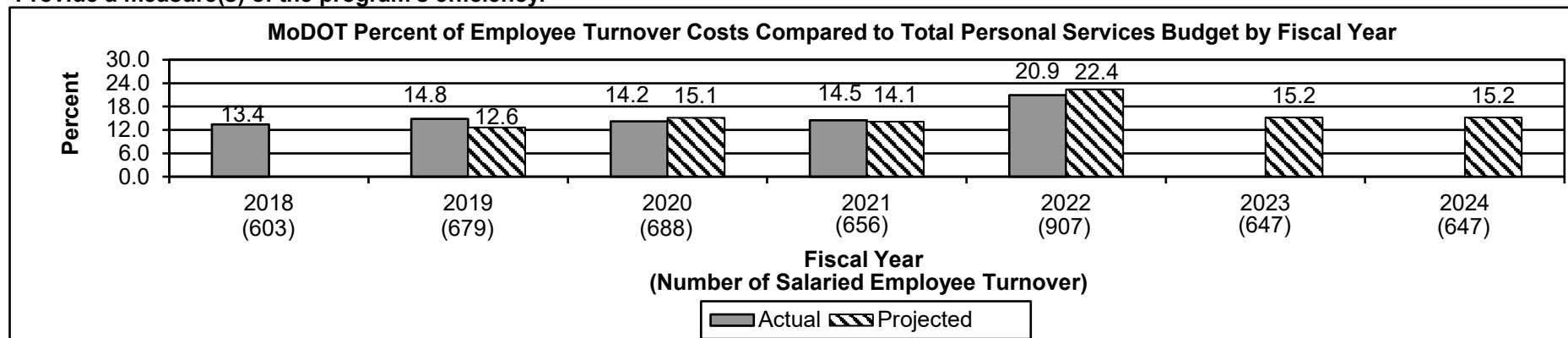
**Division: Administration**

**DI Name: Administration PS Expansion**

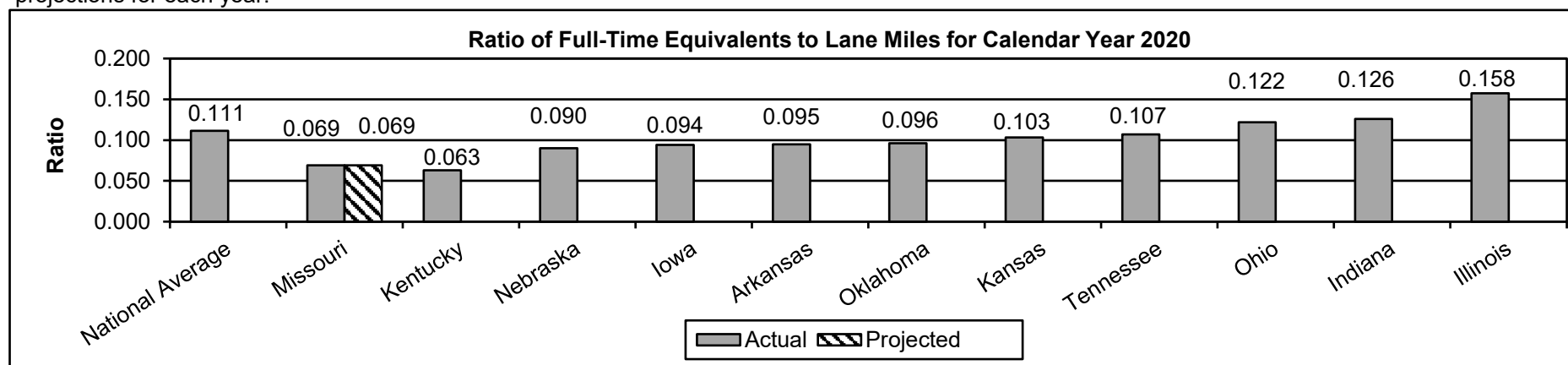
**DI# 1605032**

**HB Section: Multiple**

**6d. Provide a measure(s) of the program's efficiency.**



This chart shows the percentage of turnover costs compared to the total personal services budget by fiscal year. For fiscal year 2022, this was \$55.4 million in turnover costs of the \$264.9 million in personal services budget, or 20.9 percent. The projections are based on the department's rate of employee turnover projections for each year.



Full-time equivalent (FTE) is the total number of hours worked or on paid leave divided by 2,080. The ratio in this measure was calculated by dividing the FTEs in the Census Bureau - 2020 Annual Survey of Public Employees and Payroll, by the estimated number of lane miles in the 2020 FHWA report of State Highway Agency-Owned Public Roads (HM-81). A low ratio means MoDOT is efficiently maintaining roadways with limited resources. The projection is based on budgeted FTE. Calendar year 2021 data was not available at time of publication.

## NEW DECISION ITEM

RANK: 28 OF 28**Department of Transportation****Budget Unit: Multiple****Division: Administration****DI Name: Administration PS Expansion****DI# 1605032****HB Section: Multiple****7. STRATEGIES TO ACHIEVE THE PERFORMANCE MEASUREMENT TARGETS:**

The desired outcome is to provide adequate staffing to implement the new Enterprise Resource Planning system.

As of September 9, 2022, approximately one percent of MoDOT employees could be eligible for federal SNAP (Supplemental Nutrition Assistance Program), based on a four person, single earner household. MoDOT has 35 employees who earn less than \$2,870 per month.

According to the MERIC database, 11.6 percent of MoDOT employees also work for a second employer (not including farm labor or other self-employment) as of the end of December 2021. In comparison, the percentage of multiple job holders in Missouri is approximately 12.8 percent.

**DECISION ITEM DETAIL**

Budget Unit	FY 2022	FY 2022	FY 2023	FY 2023	FY 2024	FY 2024	*****	*****
Decision Item	ACTUAL	ACTUAL	BUDGET	BUDGET	DEPT REQ	DEPT REQ	SECURED	SECURED
Budget Object Class	DOLLAR	FTE	DOLLAR	FTE	DOLLAR	FTE	COLUMN	COLUMN
<b>ADMINISTRATION</b>								
<b>Administration PS NDI - 1605032</b>								
SR GENERAL SERVICES SPEC	0	0.00	0	0.00	56,172	0.00	0	0.00
FINANCIAL SERVICES COORDINATOR	0	0.00	0	0.00	79,723	0.00	0	0.00
PROJECT DIRECTOR	0	0.00	0	0.00	103,709	0.00	0	0.00
<b>TOTAL - PS</b>	<b>0</b>	<b>0.00</b>	<b>0</b>	<b>0.00</b>	<b>239,604</b>	<b>0.00</b>	<b>0</b>	<b>0.00</b>
<b>GRAND TOTAL</b>	<b>\$0</b>	<b>0.00</b>	<b>\$0</b>	<b>0.00</b>	<b>\$239,604</b>	<b>0.00</b>	<b>\$0</b>	<b>0.00</b>
<b>GENERAL REVENUE</b>	<b>\$0</b>	<b>0.00</b>	<b>\$0</b>	<b>0.00</b>	<b>\$0</b>	<b>0.00</b>		<b>0.00</b>
<b>FEDERAL FUNDS</b>	<b>\$0</b>	<b>0.00</b>	<b>\$0</b>	<b>0.00</b>	<b>\$0</b>	<b>0.00</b>		<b>0.00</b>
<b>OTHER FUNDS</b>	<b>\$0</b>	<b>0.00</b>	<b>\$0</b>	<b>0.00</b>	<b>\$239,604</b>	<b>0.00</b>		<b>0.00</b>

**DECISION ITEM DETAIL**

Budget Unit	FY 2022	FY 2022	FY 2023	FY 2023	FY 2024	FY 2024	*****	*****
Decision Item	ACTUAL	ACTUAL	BUDGET	BUDGET	DEPT REQ	DEPT REQ	SECURED	SECURED
Budget Object Class	DOLLAR	FTE	DOLLAR	FTE	DOLLAR	FTE	COLUMN	COLUMN
<b>RETIREMENT</b>								
<b>Administration PS NDI - 1605032</b>								
BENEFITS	0	0.00	0	0.00	138,971	0.00	0	0.00
<b>TOTAL - PS</b>	<b>0</b>	<b>0.00</b>	<b>0</b>	<b>0.00</b>	<b>138,971</b>	<b>0.00</b>	<b>0</b>	<b>0.00</b>
<b>GRAND TOTAL</b>	<b>\$0</b>	<b>0.00</b>	<b>\$0</b>	<b>0.00</b>	<b>\$138,971</b>	<b>0.00</b>	<b>\$0</b>	<b>0.00</b>
GENERAL REVENUE	\$0	0.00	\$0	0.00	\$0	0.00		0.00
FEDERAL FUNDS	\$0	0.00	\$0	0.00	\$0	0.00		0.00
OTHER FUNDS	\$0	0.00	\$0	0.00	\$138,971	0.00		0.00

**DECISION ITEM DETAIL**

Budget Unit	FY 2022	FY 2022	FY 2023	FY 2023	FY 2024	FY 2024	*****	*****
Decision Item	ACTUAL	ACTUAL	BUDGET	BUDGET	DEPT REQ	DEPT REQ	SECURED	SECURED
Budget Object Class	DOLLAR	FTE	DOLLAR	FTE	DOLLAR	FTE	COLUMN	COLUMN
<b>MEDICAL LIFE EAP</b>								
<b>Administration PS NDI - 1605032</b>								
BENEFITS	0	0.00	0	0.00	45,429	0.00	0	0.00
<b>TOTAL - PS</b>	<b>0</b>	<b>0.00</b>	<b>0</b>	<b>0.00</b>	<b>45,429</b>	<b>0.00</b>	<b>0</b>	<b>0.00</b>
MISCELLANEOUS EXPENSES	0	0.00	0	0.00	58	0.00	0	0.00
<b>TOTAL - EE</b>	<b>0</b>	<b>0.00</b>	<b>0</b>	<b>0.00</b>	<b>58</b>	<b>0.00</b>	<b>0</b>	<b>0.00</b>
<b>GRAND TOTAL</b>	<b>\$0</b>	<b>0.00</b>	<b>\$0</b>	<b>0.00</b>	<b>\$45,487</b>	<b>0.00</b>	<b>\$0</b>	<b>0.00</b>
<b>GENERAL REVENUE</b>	<b>\$0</b>	<b>0.00</b>	<b>\$0</b>	<b>0.00</b>	<b>\$0</b>	<b>0.00</b>		<b>0.00</b>
<b>FEDERAL FUNDS</b>	<b>\$0</b>	<b>0.00</b>	<b>\$0</b>	<b>0.00</b>	<b>\$0</b>	<b>0.00</b>		<b>0.00</b>
<b>OTHER FUNDS</b>	<b>\$0</b>	<b>0.00</b>	<b>\$0</b>	<b>0.00</b>	<b>\$45,487</b>	<b>0.00</b>		<b>0.00</b>

**DECISION ITEM DETAIL**

Budget Unit	FY 2022	FY 2022	FY 2023	FY 2023	FY 2024	FY 2024	*****	*****
Decision Item	ACTUAL	ACTUAL	BUDGET	BUDGET	DEPT REQ	DEPT REQ	SECURED	SECURED
Budget Object Class	DOLLAR	FTE	DOLLAR	FTE	DOLLAR	FTE	COLUMN	COLUMN
<b>WORKERS' COMPENSATION</b>								
<b>Administration PS NDI - 1605032</b>								
MISCELLANEOUS EXPENSES	0	0.00	0	0.00	8,411	0.00	0	0.00
<b>TOTAL - EE</b>	<b>0</b>	<b>0.00</b>	<b>0</b>	<b>0.00</b>	<b>8,411</b>	<b>0.00</b>	<b>0</b>	<b>0.00</b>
<b>GRAND TOTAL</b>	<b>\$0</b>	<b>0.00</b>	<b>\$0</b>	<b>0.00</b>	<b>\$8,411</b>	<b>0.00</b>	<b>\$0</b>	<b>0.00</b>
<b>GENERAL REVENUE</b>								
	<b>\$0</b>	<b>0.00</b>	<b>\$0</b>	<b>0.00</b>	<b>\$0</b>	<b>0.00</b>		<b>0.00</b>
<b>FEDERAL FUNDS</b>								
	<b>\$0</b>	<b>0.00</b>	<b>\$0</b>	<b>0.00</b>	<b>\$0</b>	<b>0.00</b>		<b>0.00</b>
<b>OTHER FUNDS</b>								
	<b>\$0</b>	<b>0.00</b>	<b>\$0</b>	<b>0.00</b>	<b>\$8,411</b>	<b>0.00</b>		<b>0.00</b>





**NEW DECISION ITEM**  
**RANK: 9 OF 28**

<b>Department of Transportation</b>	<b>Budget Unit: Safety and Operations</b>
<b>Division: Safety and Operations</b>	
<b>DI Name: Motor Carrier PS Expansion</b>	<b>DI# 1605013</b>
	<b>HB Section: 4.450</b>

**1. AMOUNT OF REQUEST**

	FY 2024 Budget Request			
	GR	Federal	Other	Total
<b>PS</b>	0	0	653,133	653,133
<b>EE</b>	0	0	0	0
<b>PSD</b>	0	0	0	0
<b>TRF</b>	0	0	0	0
<b>Total</b>	<b>0</b>	<b>0</b>	<b>653,133</b>	<b>653,133</b>

<b>FTE</b>	<b>0.00</b>	<b>0.00</b>	<b>6.00</b>	<b>6.00</b>
<b>HB 4</b>	0	0	288,865	288,865
<b>HB 5</b>	0	0	28,049	28,049

*Note: Fringes budgeted in House Bill 5 except for certain fringes budgeted directly to MoDOT, Highway Patrol, and Conservation.*

Other Funds: State Road Fund (0320)

Non-Counts:

	FY 2024 Governor's Recommendation			
	GR	Federal	Other	Total
<b>PS</b>	0	0	0	0
<b>EE</b>	0	0	0	0
<b>PSD</b>	0	0	0	0
<b>TRF</b>	0	0	0	0
<b>Total</b>	<b>0</b>	<b>0</b>	<b>0</b>	<b>0</b>

<b>FTE</b>	<b>0.00</b>	<b>0.00</b>	<b>0.00</b>	<b>0.00</b>
<b>HB 4</b>	0	0	0	0
<b>HB 5</b>	0	0	0	0

*Note: Fringes budgeted in House Bill 5 except for certain fringes budgeted directly to MoDOT, Highway Patrol, and Conservation.*

Other Funds:

Non-Counts:

**2. THIS REQUEST CAN BE CATEGORIZED AS:**

<input type="checkbox"/>	New Legislation	<input type="checkbox"/>	New Program	<input type="checkbox"/>	Fund Switch
<input type="checkbox"/>	Federal Mandate	<input type="checkbox"/>	Program Expansion	<input type="checkbox"/>	Cost to Continue
<input type="checkbox"/>	GR Pick-Up	<input type="checkbox"/>	Space Request	<input type="checkbox"/>	Equipment Replacement
<input checked="" type="checkbox"/>	Pay Plan	<input type="checkbox"/>	Other:		

**3. WHY IS THIS FUNDING NEEDED? PROVIDE AN EXPLANATION FOR ITEMS CHECKED IN #2. INCLUDE THE FEDERAL OR STATE STATUTORY OR CONSTITUTIONAL AUTHORIZATION FOR THIS PROGRAM.**

This expansion item is for six additional full-time equivalents (FTEs) and two additional temporary part time (TPT) positions. The six FTE positions are Motor Carrier Service (MCS) Agent Series employees who work specifically in the MCS credentialing section where they educate carriers and assist them with information, credentials and permits needed to start and continue trucking in Missouri. The additional two TPT positions are for the Safety and Compliance section to assist in completing the goals and inventory of the New Entrant Program.

House Bill 4 fringes for this pay plan are included in the PS totals above.

## NEW DECISION ITEM

RANK: 9 OF 28

<b>Department of Transportation</b>	<b>Budget Unit: <u>Safety and Operations</u></b>
<b>Division: <u>Safety and Operations</u></b>	
<b>DI Name: <u>Motor Carrier PS Expansion</u></b>	<b>DI# <u>1605013</u></b>
	<b>HB Section: <u>4.450</u></b>

The Department's request for the fiscal year 2024 Motor Carrier Safety PS Expansion by fund is as follows:

<b>Personal Services</b>	<b><u>Increase</u></b>	<b><u>Fund</u></b>
Safety and Operations	\$364,268	State Road Fund
<b>Total Personal Services</b>	<b>\$364,268</b>	
 <b>Fringe Benefits</b>	 <b><u>Increase</u></b>	 <b><u>Fund</u></b>
Retirement	\$211,276	State Road Fund
Medical & Life Insurance	\$61,416	State Road Fund
Employee Assistance Program	\$4,626	State Road Fund
Workers' Compensation	\$11,547	State Road Fund
<b>Total Fringe Benefits</b>	<b>\$288,865</b>	
 <b>Total Motor Carrier Expansion</b>	 <b>\$653,133</b>	

NEW DECISION ITEM  
RANK: 9 OF 28

Department of Transportation					Budget Unit: <u>Safety and Operations</u>				
Division: <u>Safety and Operations</u>									
DI Name: <u>Motor Carrier PS Expansion</u>			DI# <u>1605013</u>		HB Section: <u>4.450</u>				

**4. DESCRIBE THE DETAILED ASSUMPTIONS USED TO DERIVE THE SPECIFIC REQUESTED AMOUNT. (How did you determine that the requested number of FTE were appropriate? From what source or standard did you derive the requested levels of funding? Were alternatives such as outsourcing or automation considered? If based on new legislation, does request tie to TAFP fiscal note? If not, explain why. Detail which portions of the request are one-times and how those amounts were calculated.)**

This expansion item is for six additional full-time equivalents (FTEs) and two additional TPT positions. The six FTE positions are Motor Carrier Service (MCS) Agent Series employees who work specifically in the MCS credentialing section where they educate carriers and assist them with information, credentials and permits needed to start and continue trucking in Missouri. The additional two TPT positions are for the Safety and Compliance section to assist in completing the goals and inventory of the New Entrant Program.

**5. BREAK DOWN THE REQUEST BY BUDGET OBJECT CLASS, JOB CLASS, AND FUND SOURCE. IDENTIFY ONE-TIME COSTS.**

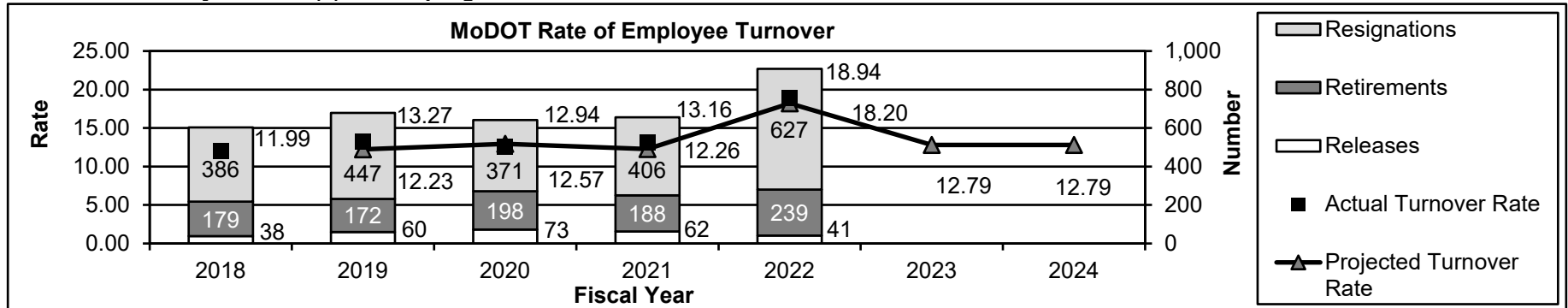
Budget Object Class/Job Class	Dept Req GR DOLLARS	Dept Req GR FTE	Dept Req FED DOLLARS	Dept Req FED FTE	Dept Req OTHER DOLLARS	Dept Req OTHER FTE	Dept Req TOTAL DOLLARS	Dept Req TOTAL FTE	Dept Req One-Time DOLLARS
Salaries & Wages	0	0.0	0	0.0	364,268	0.0	364,268	6.0	0
Fringe Benefits	0	0.0	0	0.0	288,865	0.0	288,865	0.0	0
<b>Total PS</b>	<b>0</b>	<b>0.0</b>	<b>0</b>	<b>0.0</b>	<b>653,133</b>	<b>0.0</b>	<b>653,133</b>	<b>6.0</b>	<b>0</b>
<b>Total EE</b>	<b>0</b>		<b>0</b>		<b>0</b>		<b>0</b>		<b>0</b>
Program Distributions							0		
<b>Total PSD</b>	<b>0</b>		<b>0</b>		<b>0</b>		<b>0</b>		<b>0</b>
Transfers							0		
<b>Total TRF</b>	<b>0</b>		<b>0</b>		<b>0</b>		<b>0</b>		<b>0</b>
<b>Grand Total</b>	<b>0</b>	<b>0.0</b>	<b>0</b>	<b>0.0</b>	<b>653,133</b>	<b>0.0</b>	<b>653,133</b>	<b>6.0</b>	<b>0</b>

**NEW DECISION ITEM**  
**RANK: 9 OF 28**

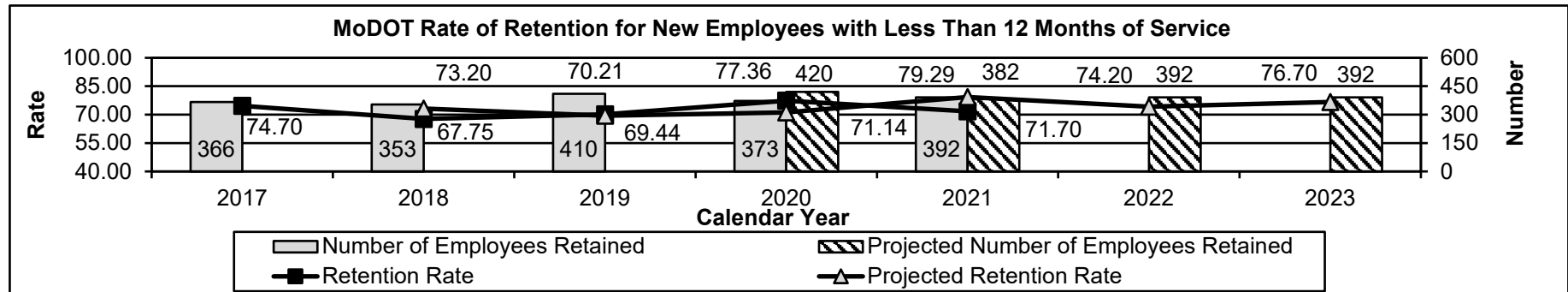
<b>Department of Transportation</b>	<b>Budget Unit: Safety and Operations</b>
<b>Division: Safety and Operations</b>	
<b>DI Name: Motor Carrier PS Expansion</b>	<b>DI# 1605013</b>
	<b>HB Section: 4.450</b>

**6. PERFORMANCE MEASURES (If new decision item has an associated core, separately identify projected performance with & without additional funding.)**

**6a. Provide an activity measure(s) for the program.**



The turnover rate shows the percentage of employees who left the department during each fiscal year. The 2023 and 2024 projected turnover rate is based on the average turnover in the last four years prior to the increase in fiscal year 2022.

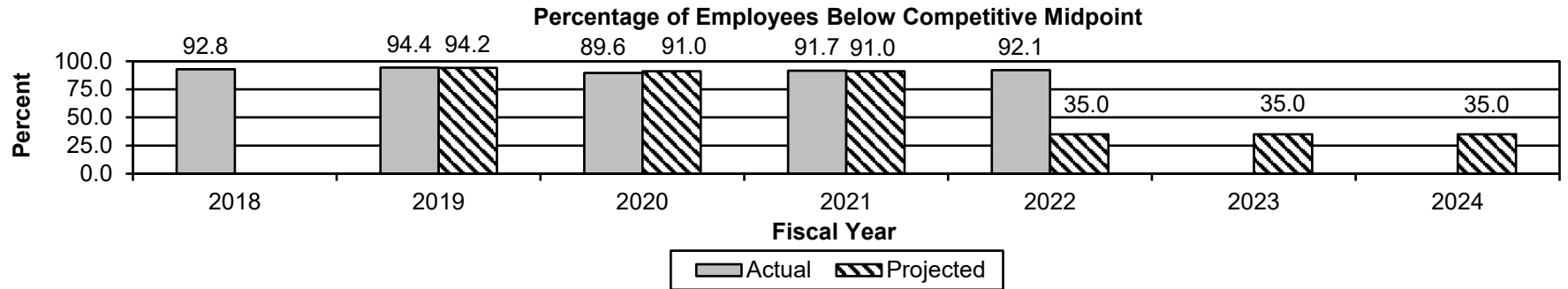


The rate of retention for new employees is a percentage of MoDOT employees who remained employed with the department for 12 months divided by the total number of new employees hired within the same time period. For calendar year 2021, this was 292 of 547, or 71.7 percent of first year employees. The calendar year 2022 projected retention rate is based on a 2.5 percent increase in the number of retained employees in calendar year 2021. The calendar year 2023 projected retention rate is based on a five percent increase in the number of retained employees in calendar year 2021.

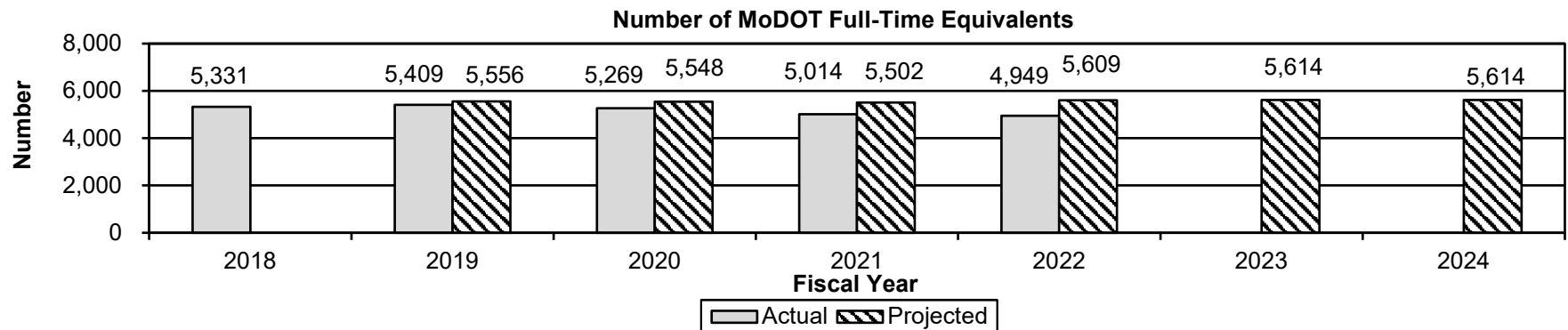
**NEW DECISION ITEM**  
**RANK: 9 OF 28**

**Department of Transportation**  
**Division: Safety and Operations**  
**DI Name: Motor Carrier PS Expansion** **DI# 1605013**

**Budget Unit: Safety and Operations**  
**HB Section: 4.450**



The midpoint of each salary range is the market competitive midpoint for the job titles classified in that range. The 2023 and 2024 projections are based on the department's goal to reduce the percentage of employees below their competitive midpoint to 35 percent or less. These projections assume full implementation of the employee market adjustment.

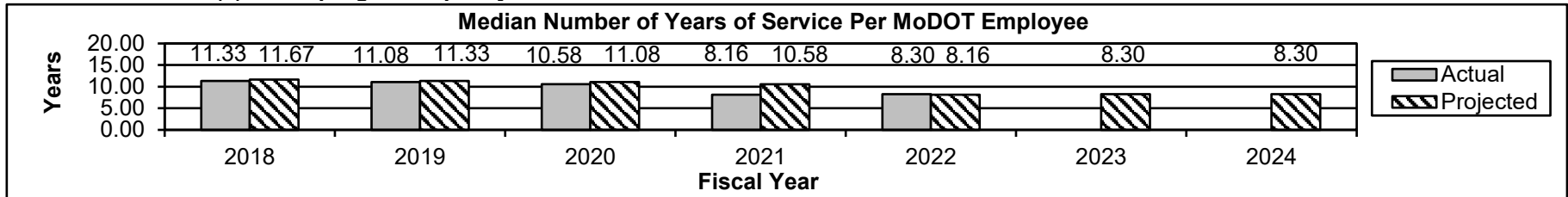


This performance measure shows the number of full-time equivalents (FTEs) by fiscal year. FTE is the total number of hours worked or on paid leave divided by 2,080. The 2023 and 2024 projections for salaried employees are based on the department's budgeted FTE.

**NEW DECISION ITEM**  
**RANK: 9 OF 28**

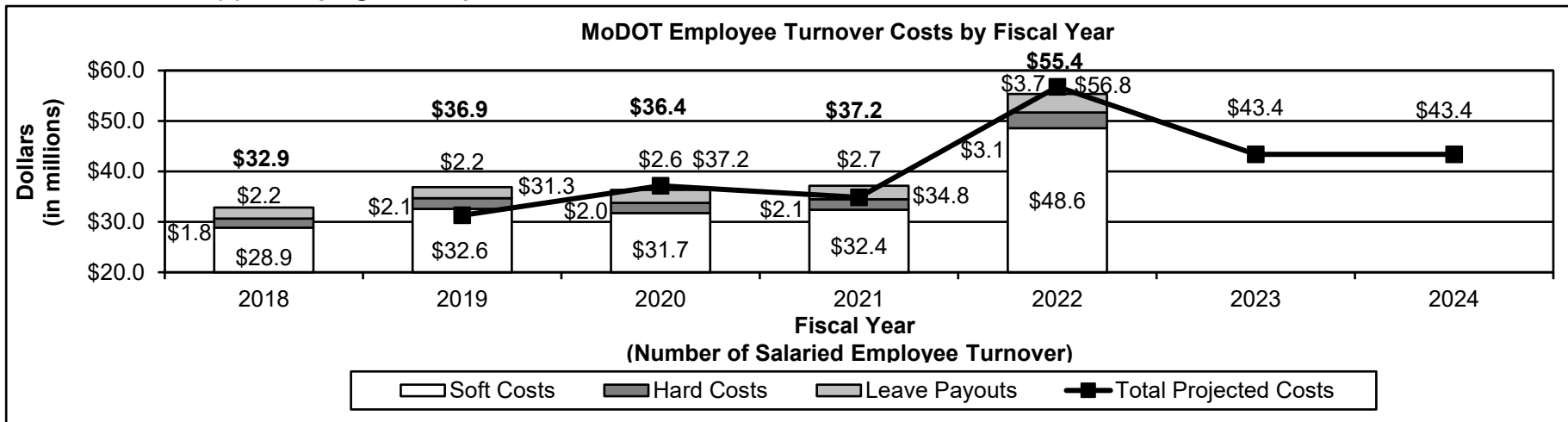
<b>Department of Transportation</b>	<b>Budget Unit: Safety and Operations</b>
<b>Division: Safety and Operations</b>	
<b>DI Name: Motor Carrier PS Expansion</b>	<b>DI# 1605013</b>
	<b>HB Section: 4.450</b>

**6b. Provide a measure(s) of the program's quality.**



The 2023 and 2024 projections are based on maintaining the current median years of service per MoDOT employee.

**6c. Provide a measure(s) of the program's impact.**



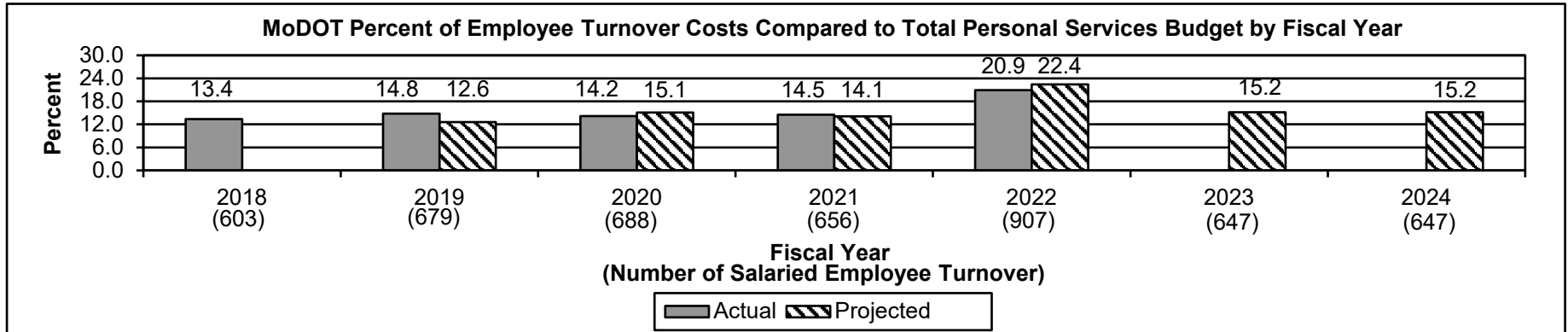
The turnover costs calculation tool used in the formulation of this chart was adopted from the Society for Human Resources Management. Hard costs are direct costs related to staff time in separating/filling the position, advertisement efforts and pre-employment fees (drug testing and physicals). Soft costs are lost productivity tied to the departing employees, vacant positions and selection and training efforts for each new employee. The fiscal year 2023 and 2024 projections are based on the department's rate of employee turnover projections for these two fiscal years.

**NEW DECISION ITEM**  
**RANK: 9 OF 28**

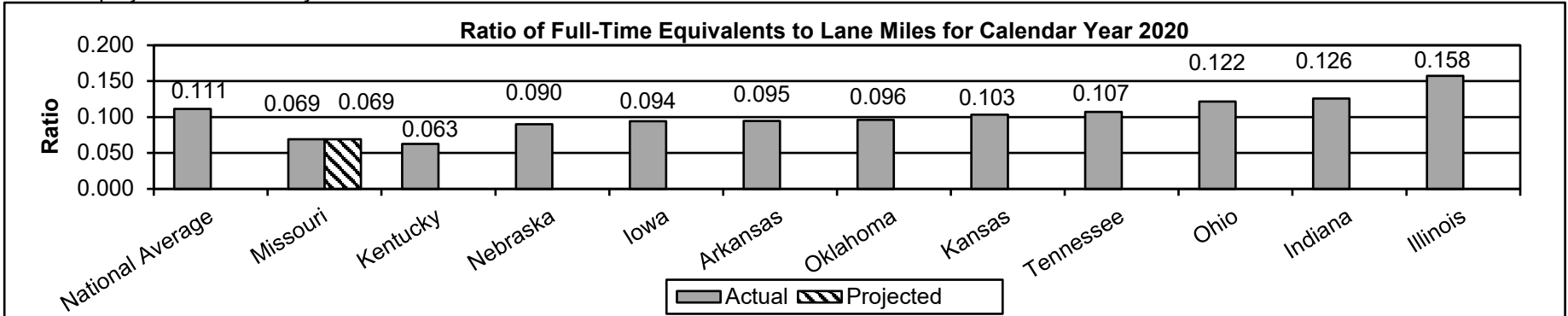
**Department of Transportation**  
**Division: Safety and Operations**  
**DI Name: Motor Carrier PS Expansion** **DI# 1605013**

**Budget Unit: Safety and Operations**  
**HB Section: 4.450**

**6d. Provide a measure(s) of the program's efficiency.**



This chart shows the percentage of turnover costs compared to the total personal services budget by fiscal year. For fiscal year 2022, this was \$55.4 million in turnover costs of the \$264.9 million in personal services budget, or 20.9 percent. The projections are based on the department's rate of employee turnover projections for each year.



Full-time equivalent (FTE) is the total number of hours worked or on paid leave divided by 2,080. The ratio in this measure was calculated by dividing the FTEs in the Census Bureau - 2020 Annual Survey of Public Employees and Payroll, by the estimated number of lane miles in the 2020 FHWA report of State Highway Agency-Owned Public Roads (HM-81). A low ratio means MoDOT is efficiently maintaining roadways with limited resources. The projection is based on budgeted FTE. Calendar year 2021 data was not available at time of publication.



## NEW DECISION ITEM

RANK: 9 OF 28

<b>Department of Transportation</b> <b>Division: Safety and Operations</b> <b>DI Name: Motor Carrier PS Expansion</b>	<b>Budget Unit: Safety and Operations</b> <b>DI# 1605013</b>
<b>7. STRATEGIES TO ACHIEVE THE PERFORMANCE MEASUREMENT TARGETS:</b>	
<p>The desired outcome is to provide adequate staffing to support motor carrier assistance credentialling and safety and compliance programs.</p> <p>As of September 9, 2022, approximately one percent of MoDOT employees could be eligible for federal SNAP (Supplemental Nutrition Assistance Program), based on a four person, single earner household. MoDOT has 35 employees who earn less than \$2,870 per month.</p> <p>According to the MERIC database, 11.6 percent of MoDOT employees also work for a second employer (not including farm labor or other self-employment) as of the end of December 2021. In comparison, the percentage of multiple job holders in Missouri is approximately 12.8 percent.</p>	

**DECISION ITEM DETAIL**

Budget Unit	FY 2022	FY 2022	FY 2023	FY 2023	FY 2024	FY 2024	*****	*****
Decision Item	ACTUAL	ACTUAL	BUDGET	BUDGET	DEPT REQ	DEPT REQ	SECURED	SECURED
Budget Object Class	DOLLAR	FTE	DOLLAR	FTE	DOLLAR	FTE	COLUMN	COLUMN
<b>SAFETY AND OPERATIONS</b>								
<b>Motor Carrier PS NDI - 1605013</b>								
SR MOTOR CARRIER AGENT	0	0.00	0	0.00	364,268	6.00	0	0.00
<b>TOTAL - PS</b>	<b>0</b>	<b>0.00</b>	<b>0</b>	<b>0.00</b>	<b>364,268</b>	<b>6.00</b>	<b>0</b>	<b>0.00</b>
<b>GRAND TOTAL</b>	<b>\$0</b>	<b>0.00</b>	<b>\$0</b>	<b>0.00</b>	<b>\$364,268</b>	<b>6.00</b>	<b>\$0</b>	<b>0.00</b>
<b>GENERAL REVENUE</b>	<b>\$0</b>	<b>0.00</b>	<b>\$0</b>	<b>0.00</b>	<b>\$0</b>	<b>0.00</b>		<b>0.00</b>
<b>FEDERAL FUNDS</b>	<b>\$0</b>	<b>0.00</b>	<b>\$0</b>	<b>0.00</b>	<b>\$0</b>	<b>0.00</b>		<b>0.00</b>
<b>OTHER FUNDS</b>	<b>\$0</b>	<b>0.00</b>	<b>\$0</b>	<b>0.00</b>	<b>\$364,268</b>	<b>6.00</b>		<b>0.00</b>

**DECISION ITEM DETAIL**

Budget Unit	FY 2022	FY 2022	FY 2023	FY 2023	FY 2024	FY 2024	*****	*****
Decision Item	ACTUAL	ACTUAL	BUDGET	BUDGET	DEPT REQ	DEPT REQ	SECURED	SECURED
Budget Object Class	DOLLAR	FTE	DOLLAR	FTE	DOLLAR	FTE	COLUMN	COLUMN
<b>RETIREMENT</b>								
Motor Carrier PS NDI - 1605013								
BENEFITS	0	0.00	0	0.00	211,276	0.00	0	0.00
TOTAL - PS	0	0.00	0	0.00	211,276	0.00	0	0.00
GRAND TOTAL	\$0	0.00	\$0	0.00	\$211,276	0.00	\$0	0.00
GENERAL REVENUE	\$0	0.00	\$0	0.00	\$0	0.00		0.00
FEDERAL FUNDS	\$0	0.00	\$0	0.00	\$0	0.00		0.00
OTHER FUNDS	\$0	0.00	\$0	0.00	\$211,276	0.00		0.00

**DECISION ITEM DETAIL**

Budget Unit	FY 2022	FY 2022	FY 2023	FY 2023	FY 2024	FY 2024	*****	*****
Decision Item	ACTUAL	ACTUAL	BUDGET	BUDGET	DEPT REQ	DEPT REQ	SECURED	SECURED
Budget Object Class	DOLLAR	FTE	DOLLAR	FTE	DOLLAR	FTE	COLUMN	COLUMN
<b>MEDICAL LIFE EAP</b>								
<b>Motor Carrier PS NDI - 1605013</b>								
BENEFITS	0	0.00	0	0.00	61,416	0.00	0	0.00
<b>TOTAL - PS</b>	<b>0</b>	<b>0.00</b>	<b>0</b>	<b>0.00</b>	<b>61,416</b>	<b>0.00</b>	<b>0</b>	<b>0.00</b>
MISCELLANEOUS EXPENSES	0	0.00	0	0.00	4,626	0.00	0	0.00
<b>TOTAL - EE</b>	<b>0</b>	<b>0.00</b>	<b>0</b>	<b>0.00</b>	<b>4,626</b>	<b>0.00</b>	<b>0</b>	<b>0.00</b>
<b>GRAND TOTAL</b>	<b>\$0</b>	<b>0.00</b>	<b>\$0</b>	<b>0.00</b>	<b>\$66,042</b>	<b>0.00</b>	<b>\$0</b>	<b>0.00</b>
<b>GENERAL REVENUE</b>	<b>\$0</b>	<b>0.00</b>	<b>\$0</b>	<b>0.00</b>	<b>\$0</b>	<b>0.00</b>		<b>0.00</b>
<b>FEDERAL FUNDS</b>	<b>\$0</b>	<b>0.00</b>	<b>\$0</b>	<b>0.00</b>	<b>\$0</b>	<b>0.00</b>		<b>0.00</b>
<b>OTHER FUNDS</b>	<b>\$0</b>	<b>0.00</b>	<b>\$0</b>	<b>0.00</b>	<b>\$66,042</b>	<b>0.00</b>		<b>0.00</b>

**DECISION ITEM DETAIL**

Budget Unit	FY 2022	FY 2022	FY 2023	FY 2023	FY 2024	FY 2024	*****	*****
Decision Item	ACTUAL	ACTUAL	BUDGET	BUDGET	DEPT REQ	DEPT REQ	SECURED	SECURED
Budget Object Class	DOLLAR	FTE	DOLLAR	FTE	DOLLAR	FTE	COLUMN	COLUMN
<b>WORKERS' COMPENSATION</b>								
<b>Motor Carrier PS NDI - 1605013</b>								
MISCELLANEOUS EXPENSES	0	0.00	0	0.00	11,547	0.00	0	0.00
<b>TOTAL - EE</b>	<b>0</b>	<b>0.00</b>	<b>0</b>	<b>0.00</b>	<b>11,547</b>	<b>0.00</b>	<b>0</b>	<b>0.00</b>
<b>GRAND TOTAL</b>	<b>\$0</b>	<b>0.00</b>	<b>\$0</b>	<b>0.00</b>	<b>\$11,547</b>	<b>0.00</b>	<b>\$0</b>	<b>0.00</b>
<b>GENERAL REVENUE</b>								
	<b>\$0</b>	<b>0.00</b>	<b>\$0</b>	<b>0.00</b>	<b>\$0</b>	<b>0.00</b>		<b>0.00</b>
<b>FEDERAL FUNDS</b>								
	<b>\$0</b>	<b>0.00</b>	<b>\$0</b>	<b>0.00</b>	<b>\$0</b>	<b>0.00</b>		<b>0.00</b>
<b>OTHER FUNDS</b>								
	<b>\$0</b>	<b>0.00</b>	<b>\$0</b>	<b>0.00</b>	<b>\$11,547</b>	<b>0.00</b>		<b>0.00</b>



**NEW DECISION ITEM**  
**RANK: 10 OF 28**

<b>Department of Transportation</b>	<b>Budget Unit: Program Delivery</b>
<b>Division: Program Delivery</b>	
<b>DI Name: Design PS Expansion</b>	<b>DI# 1605014</b>
	<b>HB Section: 4.425</b>

**1. AMOUNT OF REQUEST**

	FY 2024 Budget Request			
	GR	Federal	Other	Total
<b>PS</b>	0	0	118,154	118,154
<b>EE</b>	0	0	0	0
<b>PSD</b>	0	0	0	0
<b>TRF</b>	0	0	0	0
<b>Total</b>	<b>0</b>	<b>0</b>	<b>118,154</b>	<b>118,154</b>

<b>FTE</b>	<b>0.00</b>	<b>0.00</b>	<b>1.00</b>	<b>1.00</b>
<b>HB 4</b>	0	0	52,245	52,245
<b>HB 5</b>	0	0	5,075	5,075

*Note: Fringes budgeted in House Bill 5 except for certain fringes budgeted directly to MoDOT, Highway Patrol, and Conservation.*

Other Funds: State Road Fund (0320)

Non-Counts:

	FY 2024 Governor's Recommendation			
	GR	Federal	Other	Total
<b>PS</b>	0	0	0	0
<b>EE</b>	0	0	0	0
<b>PSD</b>	0	0	0	0
<b>TRF</b>	0	0	0	0
<b>Total</b>	<b>0</b>	<b>0</b>	<b>0</b>	<b>0</b>

<b>FTE</b>	<b>0.00</b>	<b>0.00</b>	<b>0.00</b>	<b>0.00</b>
<b>HB 4</b>	0	0	0	0
<b>HB 5</b>	0	0	0	0

*Note: Fringes budgeted in House Bill 5 except for certain fringes budgeted directly to MoDOT, Highway Patrol, and Conservation.*

Other Funds:

Non-Counts:

**2. THIS REQUEST CAN BE CATEGORIZED AS:**

<input type="checkbox"/>	New Legislation	<input type="checkbox"/>	New Program	<input type="checkbox"/>	Fund Switch
<input type="checkbox"/>	Federal Mandate	<input type="checkbox"/>	Program Expansion	<input type="checkbox"/>	Cost to Continue
<input type="checkbox"/>	GR Pick-Up	<input type="checkbox"/>	Space Request	<input type="checkbox"/>	Equipment Replacement
<input checked="" type="checkbox"/>	Pay Plan	<input type="checkbox"/>	Other: _____		

**3. WHY IS THIS FUNDING NEEDED? PROVIDE AN EXPLANATION FOR ITEMS CHECKED IN #2. INCLUDE THE FEDERAL OR STATE STATUTORY OR CONSTITUTIONAL AUTHORIZATION FOR THIS PROGRAM.**

This expansion item is to add a Bicycle-Pedestrian Coordinator as required in the Infrastructure and Investment Jobs Act (IIJA).

House Bill 4 fringes for this pay plan are included in the PS totals above.

**NEW DECISION ITEM**  
**RANK: 10 OF 28**

<b>Department of Transportation</b>	<b>Budget Unit: Program Delivery</b>
<b>Division: Program Delivery</b>	
<b>DI Name: Design PS Expansion</b>	<b>DI# 1605014</b>
	<b>HB Section: 4.425</b>

The Department's request for the fiscal year 2024 Design PS Expansion by fund is as follows:

<b>Personal Services</b>	<b>Increase</b>	<b>Fund</b>
Program Delivery	\$65,909	State Road Fund
<b>Total Personal Services</b>	<b>\$65,909</b>	
<b>Fringe Benefits</b>	<b>Increase</b>	<b>Fund</b>
Retirement	\$38,227	State Road Fund
Medical & Life Insurance	\$11,092	State Road Fund
Employee Assistance Program	\$837	State Road Fund
Workers' Compensation	\$2,089	State Road Fund
<b>Total Fringe Benefits</b>	<b>\$52,245</b>	
<b>Total Program Delivery Expansion</b>	<b>\$118,154</b>	



NEW DECISION ITEM  
RANK: 10 OF 28

Department of Transportation				Budget Unit: <u>Program Delivery</u>					
Division: Program Delivery									
DI Name: Design PS Expansion				DI# 1605014		HB Section: <u>4.425</u>			

**4. DESCRIBE THE DETAILED ASSUMPTIONS USED TO DERIVE THE SPECIFIC REQUESTED AMOUNT. (How did you determine that the requested number of FTE were appropriate? From what source or standard did you derive the requested levels of funding? Were alternatives such as outsourcing or automation considered? If based on new legislation, does request tie to TAFP fiscal note? If not, explain why. Detail which portions of the request are one-times and how those amounts were calculated.)**

This increase is the amount needed to add one full-time equivalent (FTE) for a Bicycle-Pedestrian Coordinator position as required in the Infrastructure and Investment Jobs Act (IIJA).

**5. BREAK DOWN THE REQUEST BY BUDGET OBJECT CLASS, JOB CLASS, AND FUND SOURCE. IDENTIFY ONE-TIME COSTS.**

Budget Object Class/Job Class	Dept Req GR DOLLARS	Dept Req GR FTE	Dept Req FED DOLLARS	Dept Req FED FTE	Dept Req OTHER DOLLARS	Dept Req OTHER FTE	Dept Req TOTAL DOLLARS	Dept Req TOTAL FTE	Dept Req One-Time DOLLARS
Salaries & Wages	0	0.0	0	0.0	65,909	0.0	65,909	1.0	0
Fringe Benefits	0	0.0	0	0.0	52,245	0.0	52,245	0.0	0
<b>Total PS</b>	<b>0</b>	<b>0.0</b>	<b>0</b>	<b>0.0</b>	<b>118,154</b>	<b>0.0</b>	<b>118,154</b>	<b>1.0</b>	<b>0</b>
<b>Total EE</b>	<u>0</u>		<u>0</u>		<u>0</u>		<u>0</u>		<u>0</u>
Program Distributions							0		
<b>Total PSD</b>	<u>0</u>		<u>0</u>		<u>0</u>		<u>0</u>		<u>0</u>
Transfers							0		
<b>Total TRF</b>	<u>0</u>		<u>0</u>		<u>0</u>		<u>0</u>		<u>0</u>
<b>Grand Total</b>	<u>0</u>	<u>0.0</u>	<u>0</u>	<u>0.0</u>	<u>118,154</u>	<u>0.0</u>	<u>118,154</u>	<u>1.0</u>	<u>0</u>

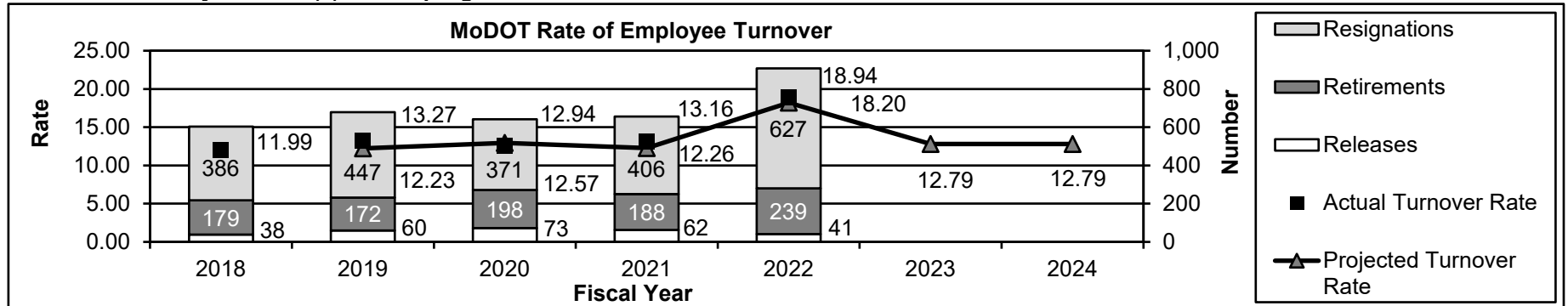
**NEW DECISION ITEM**  
**RANK: 10 OF 28**

**Department of Transportation**  
**Division: Program Delivery**  
**DI Name: Design PS Expansion** **DI# 1605014**

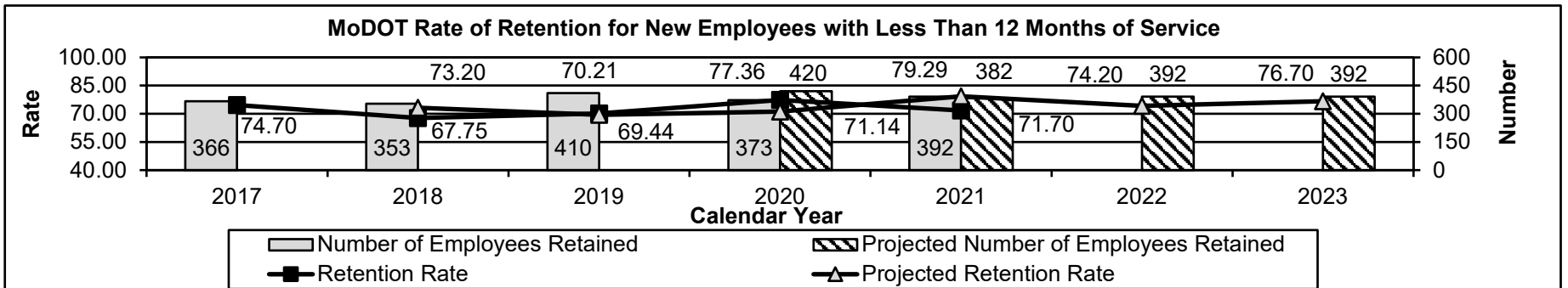
**Budget Unit: Program Delivery**  
**HB Section: 4.425**

**6. PERFORMANCE MEASURES (If new decision item has an associated core, separately identify projected performance with & without additional funding.)**

**6a. Provide an activity measure(s) for the program.**



The turnover rate shows the percentage of employees who left the department during each fiscal year. The 2023 and 2024 projected turnover rate is based on the average turnover in the last four years prior to the increase in fiscal year 2022.

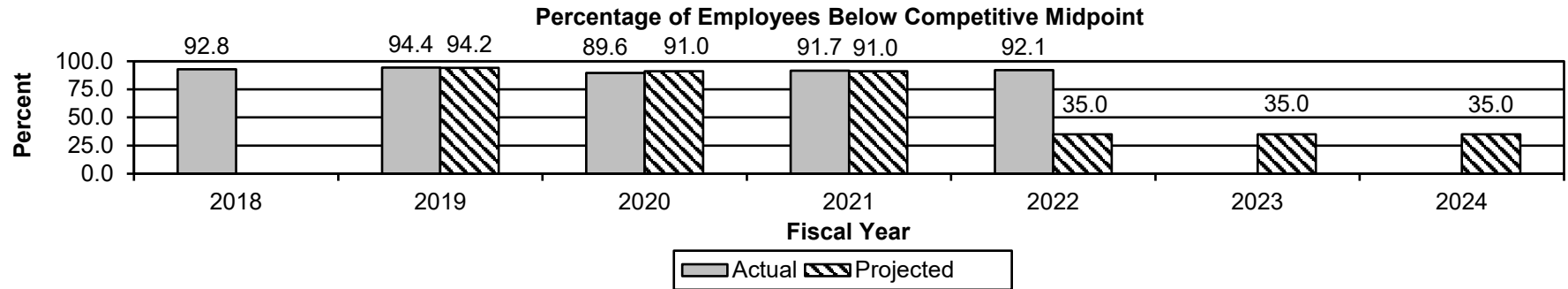


The rate of retention for new employees is a percentage of MoDOT employees who remained employed with the department for 12 months divided by the total number of new employees hired within the same time period. For calendar year 2021, this was 392 of 547, or 71.7 percent of first year employees. The calendar year 2022 projected retention rate is based on a 2.5 percent increase in the number of retained employees in calendar year 2021. The calendar year 2023 projected retention rate is based on a five percent increase in the number of retained employees in calendar year 2021.

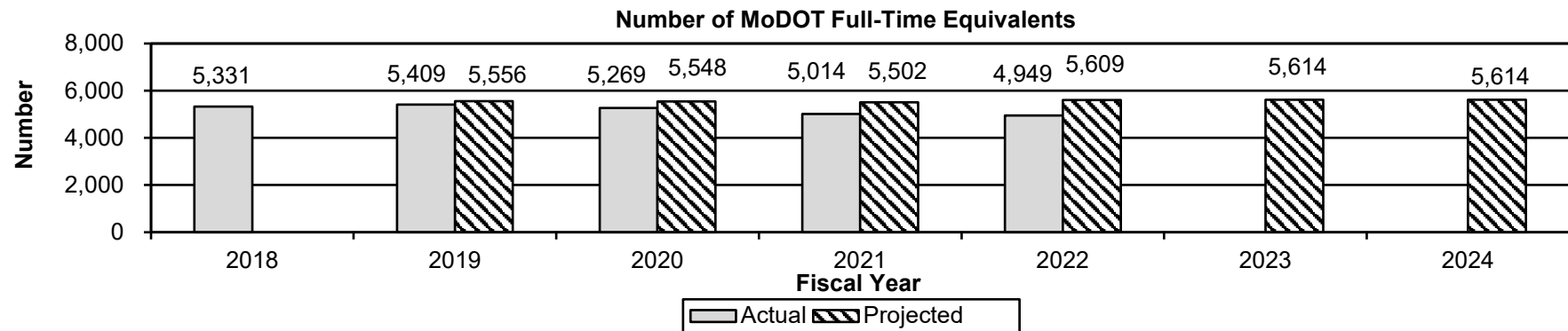
**NEW DECISION ITEM**  
**RANK: 10 OF 28**

**Department of Transportation**  
**Division: Program Delivery**  
**DI Name: Design PS Expansion** **DI# 1605014**

**Budget Unit: Program Delivery**  
**HB Section: 4.425**



The midpoint of each salary range is the market competitive midpoint for the job titles classified in that range. The 2023 and 2024 projections are based on the department's goal to reduce the percentage of employees below their competitive midpoint to 35 percent or less. These projections assume full implementation of the employee market adjustment.



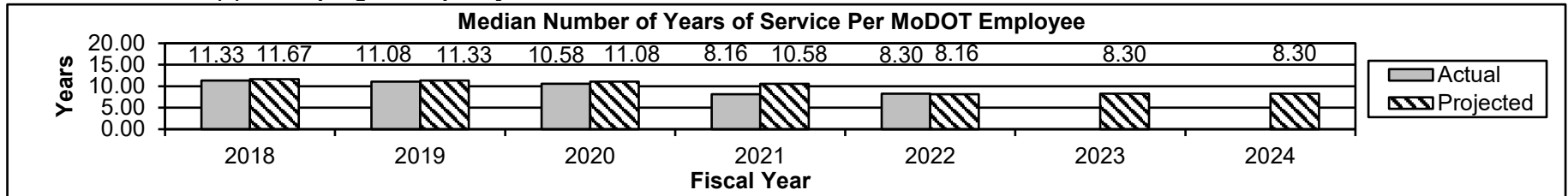
This performance measure shows the number of full-time equivalents (FTEs) by fiscal year. FTE is the total number of hours worked or on paid leave divided by 2,080. The 2023 and 2024 projections for salaried employees are based on the department's budgeted FTE.

**NEW DECISION ITEM**  
**RANK: 10 OF 28**

**Department of Transportation**  
**Division: Program Delivery**  
**DI Name: Design PS Expansion** **DI# 1605014**

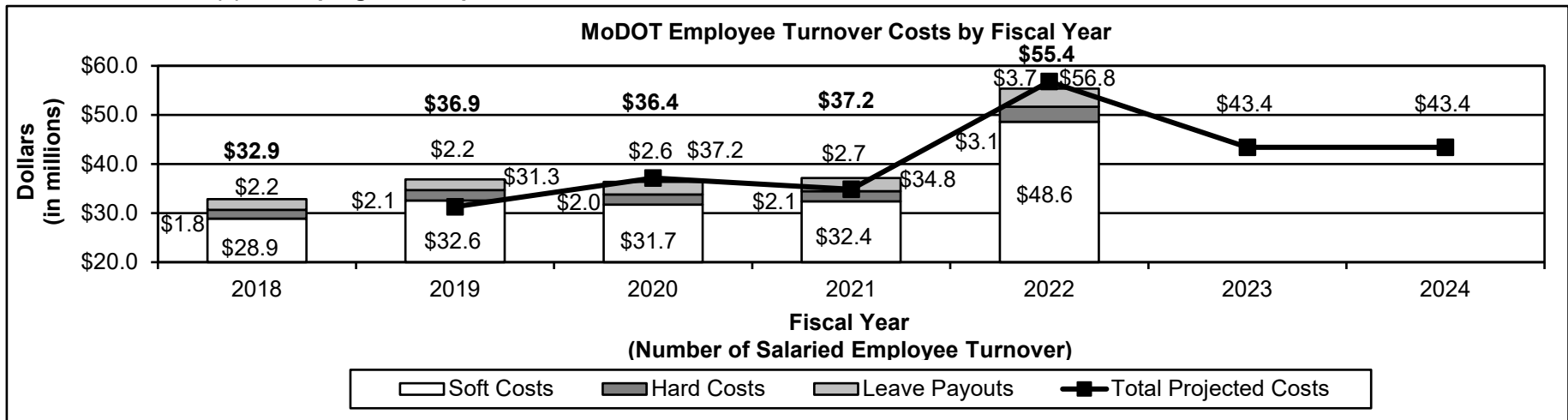
**Budget Unit: Program Delivery**  
**HB Section: 4.425**

**6b. Provide a measure(s) of the program's quality.**



The 2023 and 2024 projections are based on maintaining the current median years of service per MoDOT employee.

**6c. Provide a measure(s) of the program's impact.**



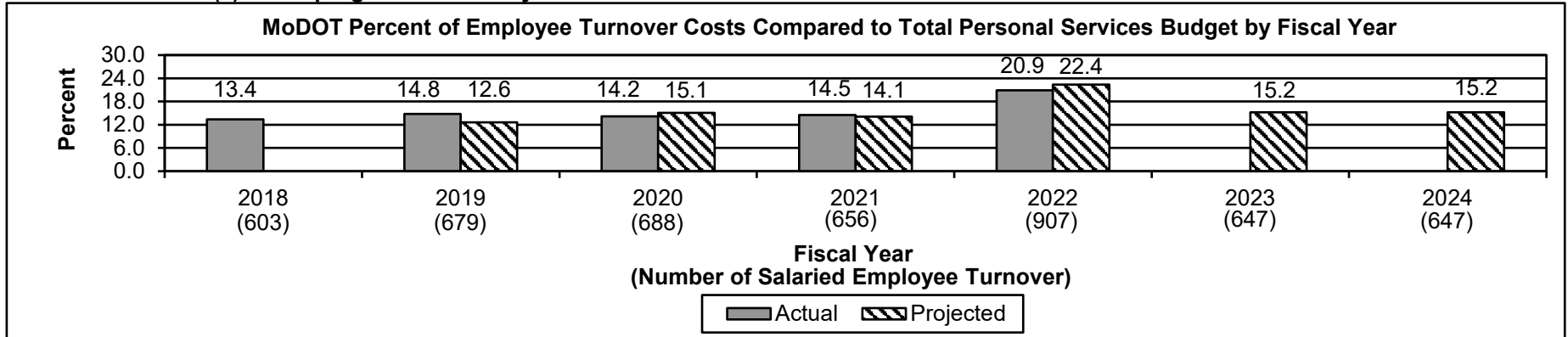
The turnover costs calculation tool used in the formulation of this chart was adopted from the Society for Human Resources Management. Hard costs are direct costs related to staff time in separating/filling the position, advertisement efforts and pre-employment fees (drug testing and physicals). Soft costs are lost productivity tied to the departing employees, vacant positions and selection and training efforts for each new employee. The fiscal year 2023 and 2024 projections are based on the department's rate of employee turnover projections for these two fiscal years.

**NEW DECISION ITEM**  
**RANK: 10 OF 28**

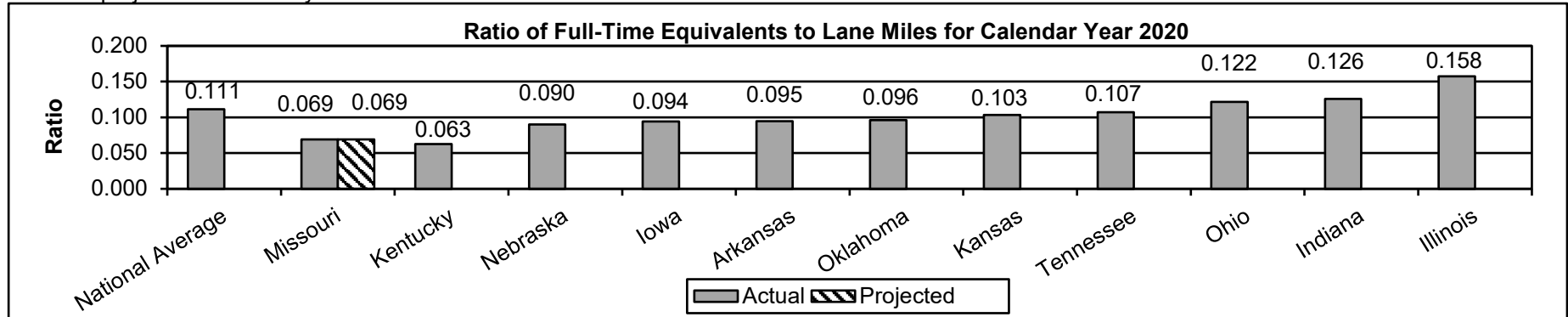
**Department of Transportation**  
**Division: Program Delivery**  
**DI Name: Design PS Expansion** **DI# 1605014**

**Budget Unit: Program Delivery**  
**HB Section: 4.425**

**6d. Provide a measure(s) of the program's efficiency.**



This chart shows the percentage of turnover costs compared to the total personal services budget by fiscal year. For fiscal year 2022, this was \$55.4 million in turnover costs of the \$264.9 million in personal services budget, or 20.9 percent. The projections are based on the department's rate of employee turnover projections for each year.



Full-time equivalent (FTE) is the total number of hours worked or on paid leave divided by 2,080. The ratio in this measure was calculated by dividing the FTEs in the Census Bureau - 2020 Annual Survey of Public Employees and Payroll, by the estimated number of lane miles in the 2020 FHWA report of State Highway Agency-Owned Public Roads (HM-81). A low ratio means MoDOT is efficiently maintaining roadways with limited resources. The projection is based on budgeted FTE. Calendar year 2021 data was not available at time of publication.

**NEW DECISION ITEM**  
**RANK: 10 OF 28**

<b>Department of Transportation</b>	<b>Budget Unit: Program Delivery</b>
<b>Division: Program Delivery</b>	
<b>DI Name: Design PS Expansion</b>	<b>DI# 1605014</b>
	<b>HB Section: 4.425</b>

**7. STRATEGIES TO ACHIEVE THE PERFORMANCE MEASUREMENT TARGETS:**

The desired outcome is to provide adequate staffing to implement the Bicycle-Pedestrian Program.

As of September 9, 2022, approximately one percent of MoDOT employees could be eligible for federal SNAP (Supplemental Nutrition Assistance Program), based on a four person, single earner household. MoDOT has 35 employees who earn less than \$2,870 per month.

According to the MERIC database, 11.6 percent of MoDOT employees also work for a second employer (not including farm labor or other self-employment) as of the end of December 2021. In comparison, the percentage of multiple job holders in Missouri is approximately 12.8 percent.

**DECISION ITEM DETAIL**

Budget Unit	FY 2022	FY 2022	FY 2023	FY 2023	FY 2024	FY 2024	*****	*****
Decision Item	ACTUAL	ACTUAL	BUDGET	BUDGET	DEPT REQ	DEPT REQ	SECURED	SECURED
Budget Object Class	DOLLAR	FTE	DOLLAR	FTE	DOLLAR	FTE	COLUMN	COLUMN
<b>PROGRAM DELIVERY</b>								
<b>Design PS NDI - 1605014</b>								
NON-MOTORIZED TRANSP ENGINEER	0	0.00	0	0.00	65,909	1.00	0	0.00
<b>TOTAL - PS</b>	<b>0</b>	<b>0.00</b>	<b>0</b>	<b>0.00</b>	<b>65,909</b>	<b>1.00</b>	<b>0</b>	<b>0.00</b>
<b>GRAND TOTAL</b>	<b>\$0</b>	<b>0.00</b>	<b>\$0</b>	<b>0.00</b>	<b>\$65,909</b>	<b>1.00</b>	<b>\$0</b>	<b>0.00</b>
<b>GENERAL REVENUE</b>	<b>\$0</b>	<b>0.00</b>	<b>\$0</b>	<b>0.00</b>	<b>\$0</b>	<b>0.00</b>		<b>0.00</b>
<b>FEDERAL FUNDS</b>	<b>\$0</b>	<b>0.00</b>	<b>\$0</b>	<b>0.00</b>	<b>\$0</b>	<b>0.00</b>		<b>0.00</b>
<b>OTHER FUNDS</b>	<b>\$0</b>	<b>0.00</b>	<b>\$0</b>	<b>0.00</b>	<b>\$65,909</b>	<b>1.00</b>		<b>0.00</b>

**DECISION ITEM DETAIL**

Budget Unit	FY 2022	FY 2022	FY 2023	FY 2023	FY 2024	FY 2024	*****	*****
Decision Item	ACTUAL	ACTUAL	BUDGET	BUDGET	DEPT REQ	DEPT REQ	SECURED	SECURED
Budget Object Class	DOLLAR	FTE	DOLLAR	FTE	DOLLAR	FTE	COLUMN	COLUMN
<b>RETIREMENT</b>								
<b>Design PS NDI - 1605014</b>								
NON-MOTORIZED TRANSP ENGINEER	0	0.00	0	0.00	38,227	0.00	0	0.00
<b>TOTAL - PS</b>	<b>0</b>	<b>0.00</b>	<b>0</b>	<b>0.00</b>	<b>38,227</b>	<b>0.00</b>	<b>0</b>	<b>0.00</b>
<b>GRAND TOTAL</b>	<b>\$0</b>	<b>0.00</b>	<b>\$0</b>	<b>0.00</b>	<b>\$38,227</b>	<b>0.00</b>	<b>\$0</b>	<b>0.00</b>
<b>GENERAL REVENUE</b>	<b>\$0</b>	<b>0.00</b>	<b>\$0</b>	<b>0.00</b>	<b>\$0</b>	<b>0.00</b>		<b>0.00</b>
<b>FEDERAL FUNDS</b>	<b>\$0</b>	<b>0.00</b>	<b>\$0</b>	<b>0.00</b>	<b>\$0</b>	<b>0.00</b>		<b>0.00</b>
<b>OTHER FUNDS</b>	<b>\$0</b>	<b>0.00</b>	<b>\$0</b>	<b>0.00</b>	<b>\$38,227</b>	<b>0.00</b>		<b>0.00</b>



**DECISION ITEM DETAIL**

Budget Unit	FY 2022	FY 2022	FY 2023	FY 2023	FY 2024	FY 2024	*****	*****
Decision Item	ACTUAL	ACTUAL	BUDGET	BUDGET	DEPT REQ	DEPT REQ	SECURED	SECURED
Budget Object Class	DOLLAR	FTE	DOLLAR	FTE	DOLLAR	FTE	COLUMN	COLUMN
<b>MEDICAL LIFE EAP</b>								
<b>Design PS NDI - 1605014</b>								
NON-MOTORIZED TRANSP ENGINEER	0	0.00	0	0.00	11,092	0.00	0	0.00
<b>TOTAL - PS</b>	<b>0</b>	<b>0.00</b>	<b>0</b>	<b>0.00</b>	<b>11,092</b>	<b>0.00</b>	<b>0</b>	<b>0.00</b>
NON-MOTORIZED TRANSP ENGINEER	0	0.00	0	0.00	837	0.00	0	0.00
<b>TOTAL - EE</b>	<b>0</b>	<b>0.00</b>	<b>0</b>	<b>0.00</b>	<b>837</b>	<b>0.00</b>	<b>0</b>	<b>0.00</b>
<b>GRAND TOTAL</b>	<b>\$0</b>	<b>0.00</b>	<b>\$0</b>	<b>0.00</b>	<b>\$11,929</b>	<b>0.00</b>	<b>\$0</b>	<b>0.00</b>
<b>GENERAL REVENUE</b>	<b>\$0</b>	<b>0.00</b>	<b>\$0</b>	<b>0.00</b>	<b>\$0</b>	<b>0.00</b>		<b>0.00</b>
<b>FEDERAL FUNDS</b>	<b>\$0</b>	<b>0.00</b>	<b>\$0</b>	<b>0.00</b>	<b>\$0</b>	<b>0.00</b>		<b>0.00</b>
<b>OTHER FUNDS</b>	<b>\$0</b>	<b>0.00</b>	<b>\$0</b>	<b>0.00</b>	<b>\$11,929</b>	<b>0.00</b>		<b>0.00</b>

**DECISION ITEM DETAIL**

Budget Unit	FY 2022	FY 2022	FY 2023	FY 2023	FY 2024	FY 2024	*****	*****
Decision Item	ACTUAL	ACTUAL	BUDGET	BUDGET	DEPT REQ	DEPT REQ	SECURED	SECURED
Budget Object Class	DOLLAR	FTE	DOLLAR	FTE	DOLLAR	FTE	COLUMN	COLUMN
<b>WORKERS' COMPENSATION</b>								
<b>Design PS NDI - 1605014</b>								
NON-MOTORIZED TRANSP ENGINEER	0	0.00	0	0.00	2,089	0.00	0	0.00
<b>TOTAL - EE</b>	<b>0</b>	<b>0.00</b>	<b>0</b>	<b>0.00</b>	<b>2,089</b>	<b>0.00</b>	<b>0</b>	<b>0.00</b>
<b>GRAND TOTAL</b>	<b>\$0</b>	<b>0.00</b>	<b>\$0</b>	<b>0.00</b>	<b>\$2,089</b>	<b>0.00</b>	<b>\$0</b>	<b>0.00</b>
<b>GENERAL REVENUE</b>	<b>\$0</b>	<b>0.00</b>	<b>\$0</b>	<b>0.00</b>	<b>\$0</b>	<b>0.00</b>		<b>0.00</b>
<b>FEDERAL FUNDS</b>	<b>\$0</b>	<b>0.00</b>	<b>\$0</b>	<b>0.00</b>	<b>\$0</b>	<b>0.00</b>		<b>0.00</b>
<b>OTHER FUNDS</b>	<b>\$0</b>	<b>0.00</b>	<b>\$0</b>	<b>0.00</b>	<b>\$2,089</b>	<b>0.00</b>		<b>0.00</b>



## NEW DECISION ITEM

RANK: 12 OF 28

Department of Transportation

Budget Unit: Multiple

Division: Multimodal Operations

DI Name: Multimodal Operations PS Expansion

DI# 1605016

HB Section: Multiple

## 1. AMOUNT OF REQUEST

	FY 2024 Budget Request			
	GR	Federal	Other	Total
PS	0	407,842	364,875	772,717
EE	0	0	0	0
PSD	0	0	0	0
TRF	0	0	0	0
Total	0	407,842	364,875	772,717
FTE	0.00	4.00	3.00	7.00

HB 4	0	174,603	167,151	341,754
HB 5	0	17,959	15,225	33,184

Note: Fringes budgeted in House Bill 5 except for certain fringes budgeted directly to MoDOT, Highway Patrol, and Conservation.

Other Funds: Railroad Expense Fund (0659),  
State Road Fund (0320)

Non-Counts:

	FY 2024 Governor's Recommendation			
	GR	Federal	Other	Total
PS	0	0	0	0
EE	0	0	0	0
PSD	0	0	0	0
TRF	0	0	0	0
Total	0	0	0	0
FTE	0.00	0.00	0.00	0.00

HB 4	0	0	0	0
HB 5	0	0	0	0

Note: Fringes budgeted in House Bill 5 except for certain fringes budgeted directly to MoDOT, Highway Patrol, and Conservation.

Other Funds:

Non-Counts:

## 2. THIS REQUEST CAN BE CATEGORIZED AS:

<input type="checkbox"/>	New Legislation	<input type="checkbox"/>	New Program	<input type="checkbox"/>	Fund Switch
<input type="checkbox"/>	Federal Mandate	<input type="checkbox"/>	Program Expansion	<input type="checkbox"/>	Cost to Continue
<input type="checkbox"/>	GR Pick-Up	<input type="checkbox"/>	Space Request	<input type="checkbox"/>	Equipment Replacement
<input checked="" type="checkbox"/>	Pay Plan	<input type="checkbox"/>	Other: _____		

## 3. WHY IS THIS FUNDING NEEDED? PROVIDE AN EXPLANATION FOR ITEMS CHECKED IN #2. INCLUDE THE FEDERAL OR STATE STATUTORY OR CONSTITUTIONAL AUTHORIZATION FOR THIS PROGRAM.

This expansion item is for an additional seven full-time equivalents (FTEs) to support multimodal operations in transit and rail resulting from the additional federal funding.

House Bill 4 fringes for this pay plan are included in the PS totals above.

**NEW DECISION ITEM**RANK: 12 OF 28

**Department of Transportation** **Budget Unit:** Multiple  
**Division: Multimodal Operations**  
**DI Name: Multimodal Operations PS Expansion** **DI# 1605016** **HB Section:** Multiple

The Department's request for the fiscal year 2024 Multimodal Operations PS Expansion by fund is as follows:

<b>Personal Services</b>	<b>Increase</b>	<b>FTE</b>	<b>Fund</b>
Rail	\$65,908	2	State Road Fund
Rail	\$131,816	1	Railroad Expense Fund
Transit	\$233,239	4	Multimodal Operations Federal Fund
<b>Total Personal Services</b>	<b>\$430,963</b>	<b>7</b>	
<b>Fringe Benefits</b>	<b>Increase</b>		<b>Fund</b>
Retirement	\$38,227		State Road Fund
Retirement	\$76,453		Railroad Expense Fund
Retirement	\$135,279		Multimodal Operations Federal Fund
Medical & Life insurance	\$11,112		State Road Fund
Medical & Life insurance	\$22,224		Railroad Expense Fund
Medical & Life insurance	\$39,324		Multimodal Operations Federal Fund
Employee Assistance Program	\$5,473		State Road Fund
Workers' Compensation	\$13,662		State Road Fund
<b>Total Fringe Benefits</b>	<b>\$341,754</b>		
<b>Total Multimodal Operations Expansion</b>	<b>\$772,717</b>		

**4. DESCRIBE THE DETAILED ASSUMPTIONS USED TO DERIVE THE SPECIFIC REQUESTED AMOUNT. (How did you determine that the requested number of FTE were appropriate? From what source or standard did you derive the requested levels of funding? Were alternatives such as outsourcing or automation considered? If based on new legislation, does request tie to TAFP fiscal note? If not, explain why. Detail which portions of the request are one-times and how those amounts were calculated.)**

This expansion item is for an additional seven full-time equivalents (FTEs) to support multimodal operations in transit and rail resulting from additional federal funding.

NEW DECISION ITEM									
RANK: <u>12</u>		OF <u>28</u>							
Department of Transportation				Budget Unit: <u>Multiple</u>					
Division: Multimodal Operations									
DI Name: Multimodal Operations PS Expansion				DI# 1605016		HB Section: <u>Multiple</u>			
<b>5. BREAK DOWN THE REQUEST BY BUDGET OBJECT CLASS, JOB CLASS, AND FUND SOURCE. IDENTIFY ONE-TIME COSTS.</b>									
Budget Object Class/Job Class	Dept Req GR DOLLARS	Dept Req GR FTE	Dept Req FED DOLLARS	Dept Req FED FTE	Dept Req OTHER DOLLARS	Dept Req OTHER FTE	Dept Req TOTAL DOLLARS	Dept Req TOTAL FTE	Dept Req One-Time DOLLARS
Salaries & Wages	0	0.0	233,239	4.0	197,724	3.0	430,963	7.0	0
Fringe Benefits	0	0.0	174,603	0.0	167,151	0.0	341,754	0.0	0
<b>Total PS</b>	<b>0</b>	<b>0.0</b>	<b>407,842</b>	<b>4.0</b>	<b>364,875</b>	<b>3.0</b>	<b>772,717</b>	<b>7.0</b>	<b>0</b>
 <b>Total EE</b>	 <u>0</u>		 <u>0</u>		 <u>0</u>		 <u>0</u>		 <u>0</u>
Program Distributions							0		
<b>Total PSD</b>	<u>0</u>		<u>0</u>		<u>0</u>		<u>0</u>		<u>0</u>
Transfers							0		
<b>Total TRF</b>	<u>0</u>		<u>0</u>		<u>0</u>		<u>0</u>		<u>0</u>
 <b>Grand Total</b>	 <u>0</u>	 <u>0.0</u>	 <u>407,842</u>	 <u>4.0</u>	 <u>364,875</u>	 <u>3.0</u>	 <u>772,717</u>	 <u>7.0</u>	 <u>0</u>

## NEW DECISION ITEM

RANK: 12 OF 28

Department of Transportation

Budget Unit: Multiple

Division: Multimodal Operations

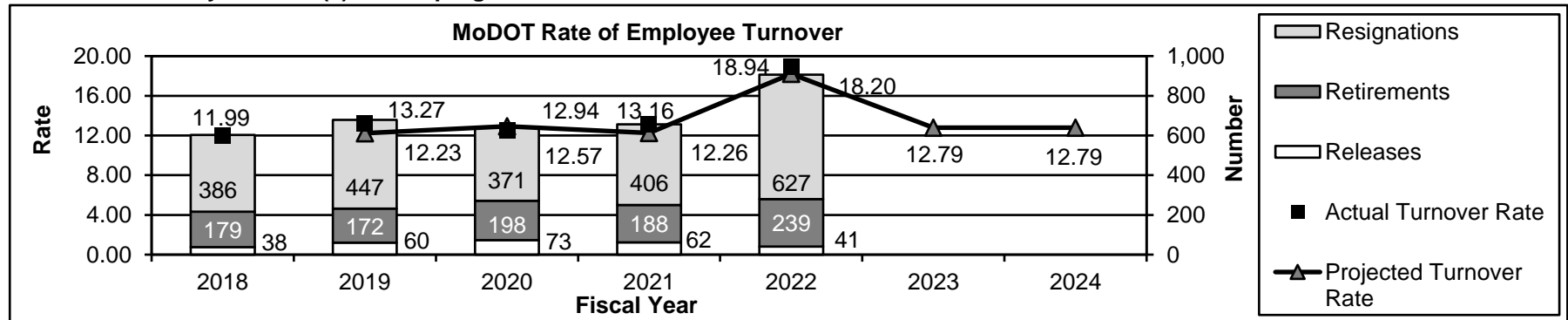
DI Name: Multimodal Operations PS Expansion

DI# 1605016

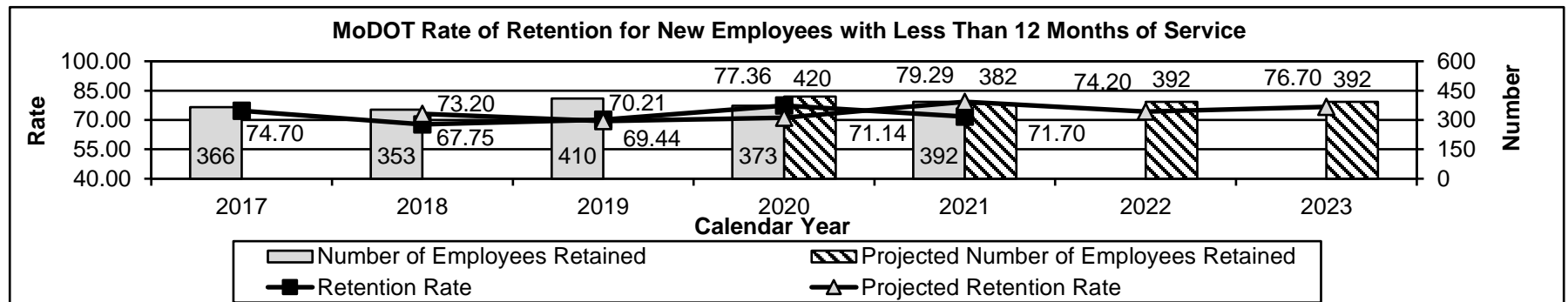
HB Section: Multiple

## 6. PERFORMANCE MEASURES (If new decision item has an associated core, separately identify projected performance with &amp; without additional funding.)

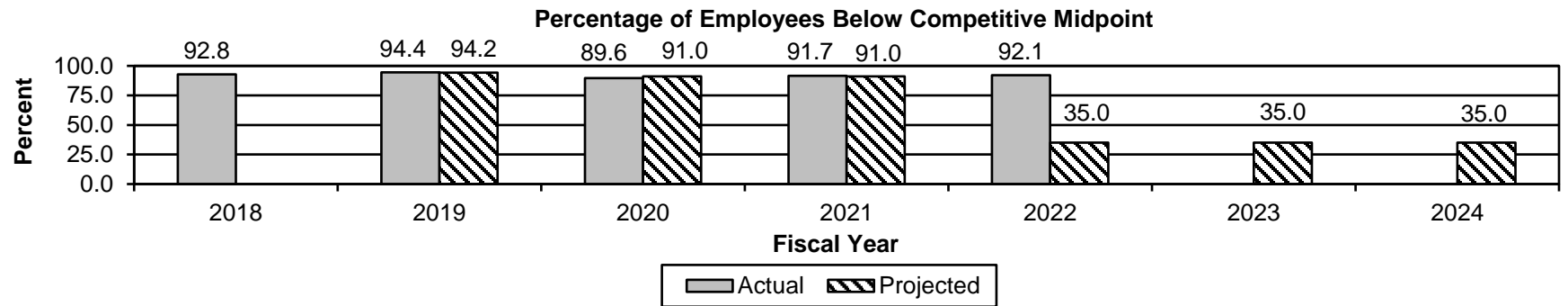
## 6a. Provide an activity measure(s) for the program.



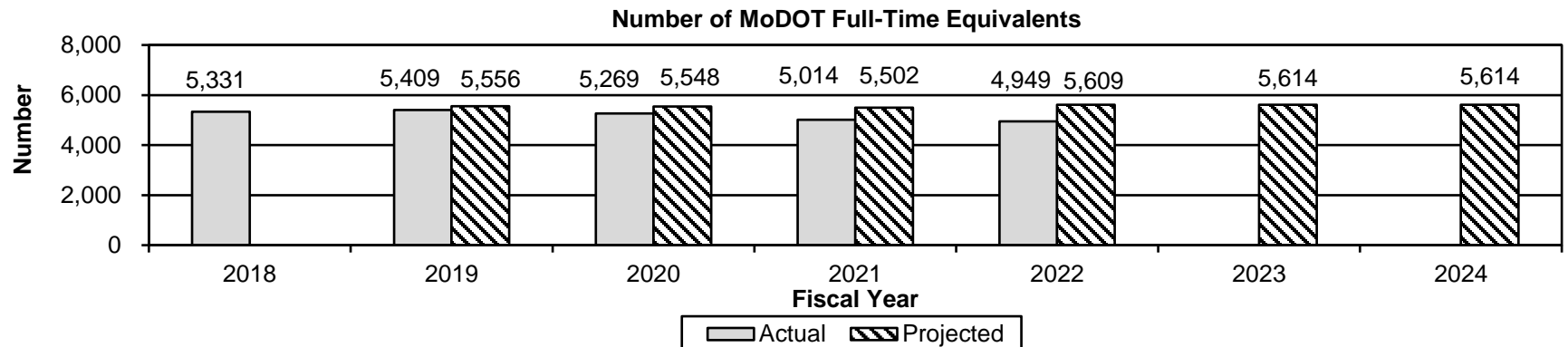
The turnover rate shows the percentage of employees who left the department during each fiscal year. The 2023 and 2024 projected turnover rate is based on the average turnover in the last four years prior to the increase in fiscal year 2022.



The rate of retention for new employees is a percentage of MoDOT employees who remained employed with the department for 12 months divided by the total number of new employees hired within the same time period. For calendar year 2021, this was 392 of 547, or 71.7 percent of first year employees. The calendar year 2022 projected retention rate is based on a 2.5 percent increase in the number of retained employees in calendar year 2021. The calendar year 2023 projected retention rate is based on a five percent increase in the number of retained employees in calendar year 2021.

**NEW DECISION ITEM**RANK: 12 OF 28**Department of Transportation****Budget Unit:** Multiple**Division:** Multimodal Operations**DI Name:** Multimodal Operations PS Expansion**DI#** 1605016**HB Section:** Multiple

The midpoint of each salary range is the market competitive midpoint for the job titles classified in that range. The 2023 and 2024 projections are based on the department's goal to reduce the percentage of employees below their competitive midpoint to 35 percent or less. These projections assume full implementation of the employee market adjustment.



This performance measure shows the number of full-time equivalents (FTEs) by fiscal year. FTE is the total number of hours worked or on paid leave divided by 2,080. The 2023 and 2024 projections for salaried employees are based on the department's goal of salaried employees.



**NEW DECISION ITEM**RANK: 12 OF 28

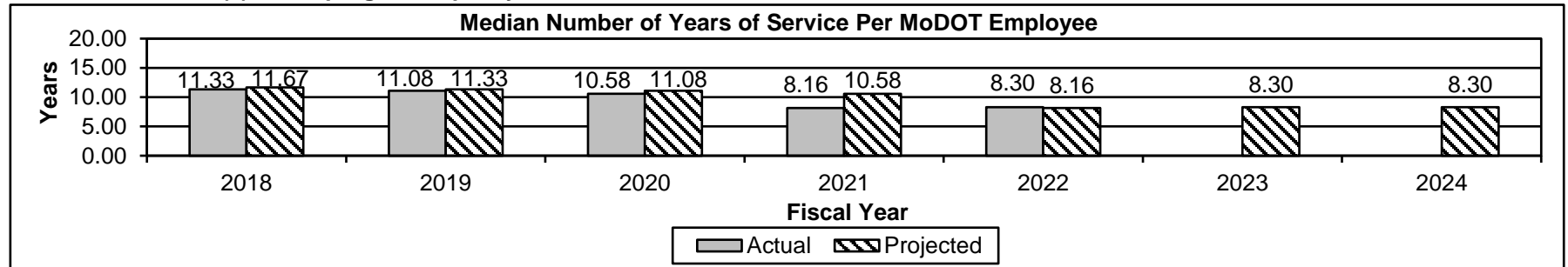
Department of Transportation

Budget Unit: Multiple

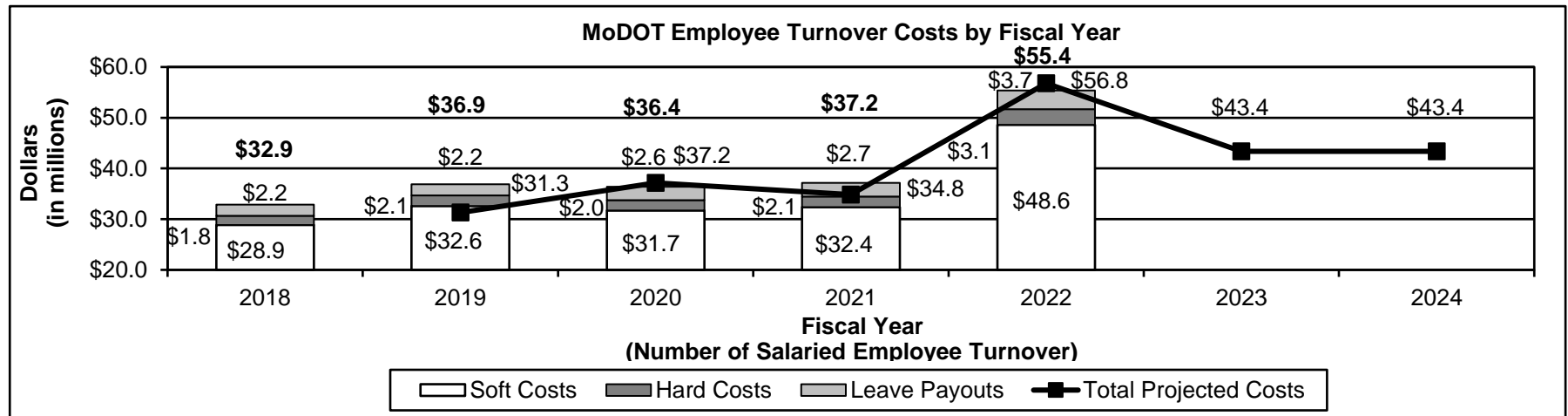
Division: Multimodal Operations

DI Name: Multimodal Operations PS Expansion

DI# 1605016

HB Section: Multiple**6b. Provide a measure(s) of the program's quality.**

The 2023 and 2024 projections are based on maintaining the current median years of service per MoDOT employee.

**6c. Provide a measure(s) of the program's impact.**

The turnover costs calculation tool used in the formulation of this chart was adopted from the Society for Human Resources Management. Hard costs are direct costs related to staff time in separating/filling the position, advertisement efforts and pre-employment fees (drug testing and physicals). Soft costs are lost productivity tied to the departing employees, vacant positions and selection and training efforts for each new employee. The fiscal year 2023 and 2024 projections are based on the department's rate of employee turnover projections for these two fiscal years.

**NEW DECISION ITEM**RANK: 12 OF 28

Department of Transportation

Budget Unit: Multiple

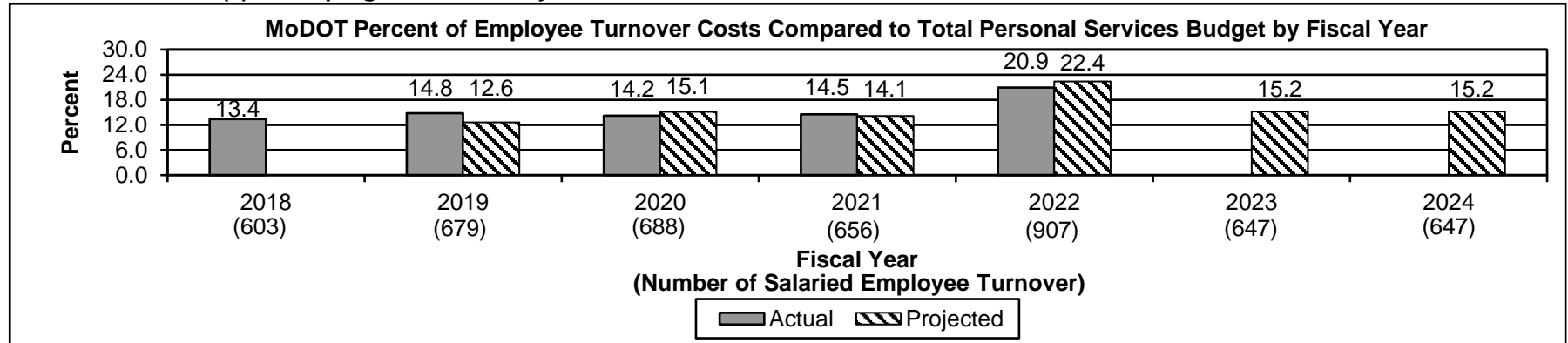
Division: Multimodal Operations

DI Name: Multimodal Operations PS Expansion

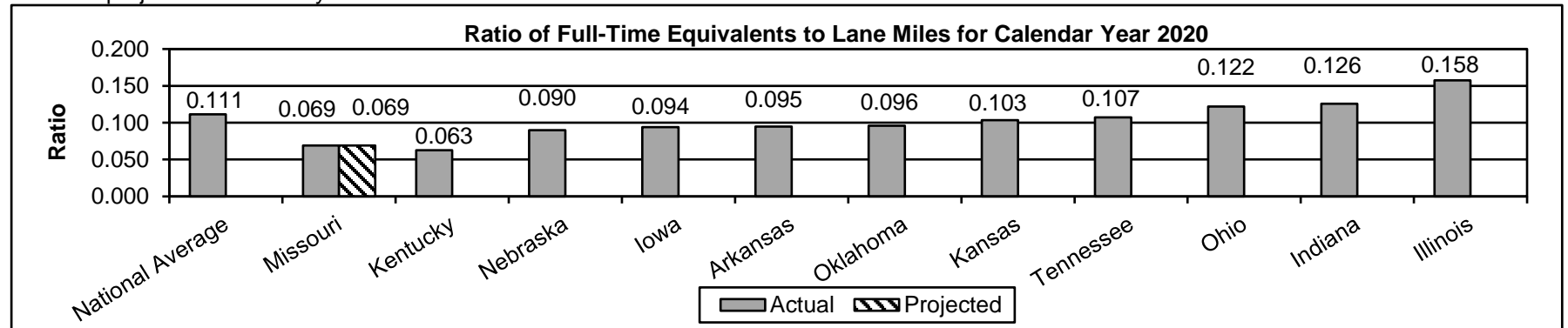
DI# 1605016

HB Section: Multiple

6d. Provide a measure(s) of the program's efficiency.



This chart shows the percentage of turnover costs compared to the total personal services budget by fiscal year. For fiscal year 2022, this was \$55.4 million in turnover costs of the \$264.9 million in personal services budget, or 20.9 percent. The projections are based on the department's rate of employee turnover projections for each year.



Full-time equivalent (FTE) is the total number of hours worked or on paid leave divided by 2,080. The ratio in this measure was calculated by dividing the FTEs in the Census Bureau - 2020 Annual Survey of Public Employees and Payroll, by the estimated number of lane miles in the 2020 FHWA report of State Highway Agency-Owned Public Roads (HM-81). A low ratio means MoDOT is efficiently maintaining roadways with limited resources. The projection is based on budgeted FTE. Calendar year 2021 data was not available at time of publication.

**NEW DECISION ITEM**RANK: 12 OF 28**Department of Transportation****Budget Unit:** Multiple**Division: Multimodal Operations****DI Name: Multimodal Operations PS Expansion****DI# 1605016****HB Section:** Multiple**7. STRATEGIES TO ACHIEVE THE PERFORMANCE MEASUREMENT TARGETS:**

The desired outcome is to provide adequate staffing to support multimodal operations in transit and rail resulting from additional federal funding.

As of September 9, 2022, approximately one percent of MoDOT employees could be eligible for federal SNAP (Supplemental Nutrition Assistance Program), based on a four person, single earner household. MoDOT has 35 employees that earn less than \$2,870 per month.

According to the MERIC database, 11.6 percent of MoDOT employees also work for a second employer (not including farm labor or other self-employment) as of the end of December 2021. In comparison, the percentage of multiple job holders in Missouri is approximately 12.8 percent.

**DECISION ITEM DETAIL**

Budget Unit	FY 2022	FY 2022	FY 2023	FY 2023	FY 2024	FY 2024	*****	*****
Decision Item	ACTUAL	ACTUAL	BUDGET	BUDGET	DEPT REQ	DEPT REQ	SECURED	SECURED
Budget Object Class	DOLLAR	FTE	DOLLAR	FTE	DOLLAR	FTE	COLUMN	COLUMN
<b>MULTIMODAL OPERATIONS ADMIN</b>								
<b>Multimodal PS Expansion - 1605016</b>								
RAIL SAFETY SPECIALIST	0	0.00	0	0.00	65,908	1.00	0	0.00
SR RAILROAD SAFETY INSPECTOR	0	0.00	0	0.00	131,816	2.00	0	0.00
SENIOR TRANSIT TECHNICIAN	0	0.00	0	0.00	101,423	2.00	0	0.00
SR MULTIMODAL OPER SPECIALIST	0	0.00	0	0.00	131,816	2.00	0	0.00
<b>TOTAL - PS</b>	<b>0</b>	<b>0.00</b>	<b>0</b>	<b>0.00</b>	<b>430,963</b>	<b>7.00</b>	<b>0</b>	<b>0.00</b>
<b>GRAND TOTAL</b>	<b>\$0</b>	<b>0.00</b>	<b>\$0</b>	<b>0.00</b>	<b>\$430,963</b>	<b>7.00</b>	<b>\$0</b>	<b>0.00</b>
<b>GENERAL REVENUE</b>	<b>\$0</b>	<b>0.00</b>	<b>\$0</b>	<b>0.00</b>	<b>\$0</b>	<b>0.00</b>		<b>0.00</b>
<b>FEDERAL FUNDS</b>	<b>\$0</b>	<b>0.00</b>	<b>\$0</b>	<b>0.00</b>	<b>\$233,239</b>	<b>4.00</b>		<b>0.00</b>
<b>OTHER FUNDS</b>	<b>\$0</b>	<b>0.00</b>	<b>\$0</b>	<b>0.00</b>	<b>\$197,724</b>	<b>3.00</b>		<b>0.00</b>

**DECISION ITEM DETAIL**

Budget Unit	FY 2022	FY 2022	FY 2023	FY 2023	FY 2024	FY 2024	*****	*****
Decision Item	ACTUAL	ACTUAL	BUDGET	BUDGET	DEPT REQ	DEPT REQ	SECURED	SECURED
Budget Object Class	DOLLAR	FTE	DOLLAR	FTE	DOLLAR	FTE	COLUMN	COLUMN
<b>RETIREMENT</b>								
<b>Multimodal PS Expansion - 1605016</b>								
BENEFITS	0	0.00	0	0.00	249,959	0.00	0	0.00
<b>TOTAL - PS</b>	<b>0</b>	<b>0.00</b>	<b>0</b>	<b>0.00</b>	<b>249,959</b>	<b>0.00</b>	<b>0</b>	<b>0.00</b>
<b>GRAND TOTAL</b>	<b>\$0</b>	<b>0.00</b>	<b>\$0</b>	<b>0.00</b>	<b>\$249,959</b>	<b>0.00</b>	<b>\$0</b>	<b>0.00</b>
GENERAL REVENUE	\$0	0.00	\$0	0.00	\$0	0.00		0.00
FEDERAL FUNDS	\$0	0.00	\$0	0.00	\$135,279	0.00		0.00
OTHER FUNDS	\$0	0.00	\$0	0.00	\$114,680	0.00		0.00

**DECISION ITEM DETAIL**

Budget Unit	FY 2022	FY 2022	FY 2023	FY 2023	FY 2024	FY 2024	*****	*****
Decision Item	ACTUAL	ACTUAL	BUDGET	BUDGET	DEPT REQ	DEPT REQ	SECURED	SECURED
Budget Object Class	DOLLAR	FTE	DOLLAR	FTE	DOLLAR	FTE	COLUMN	COLUMN
<b>MEDICAL LIFE EAP</b>								
<b>Multimodal PS Expansion - 1605016</b>								
BENEFITS	0	0.00	0	0.00	72,660	0.00	0	0.00
<b>TOTAL - PS</b>	<b>0</b>	<b>0.00</b>	<b>0</b>	<b>0.00</b>	<b>72,660</b>	<b>0.00</b>	<b>0</b>	<b>0.00</b>
MISCELLANEOUS EXPENSES	0	0.00	0	0.00	5,473	0.00	0	0.00
<b>TOTAL - EE</b>	<b>0</b>	<b>0.00</b>	<b>0</b>	<b>0.00</b>	<b>5,473</b>	<b>0.00</b>	<b>0</b>	<b>0.00</b>
<b>GRAND TOTAL</b>	<b>\$0</b>	<b>0.00</b>	<b>\$0</b>	<b>0.00</b>	<b>\$78,133</b>	<b>0.00</b>	<b>\$0</b>	<b>0.00</b>
<b>GENERAL REVENUE</b>	<b>\$0</b>	<b>0.00</b>	<b>\$0</b>	<b>0.00</b>	<b>\$0</b>	<b>0.00</b>		<b>0.00</b>
<b>FEDERAL FUNDS</b>	<b>\$0</b>	<b>0.00</b>	<b>\$0</b>	<b>0.00</b>	<b>\$39,324</b>	<b>0.00</b>		<b>0.00</b>
<b>OTHER FUNDS</b>	<b>\$0</b>	<b>0.00</b>	<b>\$0</b>	<b>0.00</b>	<b>\$38,809</b>	<b>0.00</b>		<b>0.00</b>

DECISION ITEM DETAIL

Budget Unit	FY 2022	FY 2022	FY 2023	FY 2023	FY 2024	FY 2024	*****	*****
Decision Item	ACTUAL	ACTUAL	BUDGET	BUDGET	DEPT REQ	DEPT REQ	SECURED	SECURED
Budget Object Class	DOLLAR	FTE	DOLLAR	FTE	DOLLAR	FTE	COLUMN	COLUMN
WORKERS' COMPENSATION								
Multimodal PS Expansion - 1605016								
MISCELLANEOUS EXPENSES	0	0.00	0	0.00	13,662	0.00	0	0.00
TOTAL - EE	0	0.00	0	0.00	13,662	0.00	0	0.00
GRAND TOTAL	\$0	0.00	\$0	0.00	\$13,662	0.00	\$0	0.00
GENERAL REVENUE	\$0	0.00	\$0	0.00	\$0	0.00		0.00
FEDERAL FUNDS	\$0	0.00	\$0	0.00	\$0	0.00		0.00
OTHER FUNDS	\$0	0.00	\$0	0.00	\$13,662	0.00		0.00





**DECISION ITEM SUMMARY**

Budget Unit									
Decision Item	FY 2022	FY 2022	FY 2023	FY 2023	FY 2024	FY 2024	*****	*****	
Budget Object Summary	ACTUAL	ACTUAL	BUDGET	BUDGET	DEPT REQ	DEPT REQ	SECURED	SECURED	
Fund	DOLLAR	FTE	DOLLAR	FTE	DOLLAR	FTE	COLUMN	COLUMN	
<b>RETIREMENT</b>									
<b>CORE</b>									
PERSONAL SERVICES									
MULTIMODAL OPERATIONS FEDERAL	160,273	0.00	207,717	0.00	207,717	0.00	0	0.00	
DEPT OF TRANSPORT HWY SAFETY	192,703	0.00	263,474	0.00	263,474	0.00	0	0.00	
STATE ROAD	127,578,711	0.00	163,455,410	0.00	163,455,410	0.00	0	0.00	
RAILROAD EXPENSE	240,317	0.00	309,303	0.00	309,303	0.00	0	0.00	
STATE TRANSPORTATION FUND	82,055	0.00	106,058	0.00	106,058	0.00	0	0.00	
AVIATION TRUST FUND	263,604	0.00	331,096	0.00	331,096	0.00	0	0.00	
TOTAL - PS	128,517,663	0.00	164,673,058	0.00	164,673,058	0.00	0	0.00	
<b>TOTAL</b>	<b>128,517,663</b>	<b>0.00</b>	<b>164,673,058</b>	<b>0.00</b>	<b>164,673,058</b>	<b>0.00</b>	<b>0</b>	<b>0.00</b>	
<b>Pay Plan-Market Plan-PS - 1605006</b>									
PERSONAL SERVICES									
MULTIMODAL OPERATIONS FEDERAL	0	0.00	0	0.00	9,545	0.00	0	0.00	
DEPT OF TRANSPORT HWY SAFETY	0	0.00	0	0.00	16,694	0.00	0	0.00	
STATE ROAD	0	0.00	0	0.00	5,369,007	0.00	0	0.00	
RAILROAD EXPENSE	0	0.00	0	0.00	9,464	0.00	0	0.00	
STATE TRANSPORTATION FUND	0	0.00	0	0.00	3,107	0.00	0	0.00	
AVIATION TRUST FUND	0	0.00	0	0.00	16,750	0.00	0	0.00	
TOTAL - PS	0	0.00	0	0.00	5,424,567	0.00	0	0.00	
<b>TOTAL</b>	<b>0</b>	<b>0.00</b>	<b>0</b>	<b>0.00</b>	<b>5,424,567</b>	<b>0.00</b>	<b>0</b>	<b>0.00</b>	
<b>Pay Plan-Vacancies-PS - 1605007</b>									
PERSONAL SERVICES									
STATE ROAD	0	0.00	0	0.00	1,173,563	0.00	0	0.00	
TOTAL - PS	0	0.00	0	0.00	1,173,563	0.00	0	0.00	
<b>TOTAL</b>	<b>0</b>	<b>0.00</b>	<b>0</b>	<b>0.00</b>	<b>1,173,563</b>	<b>0.00</b>	<b>0</b>	<b>0.00</b>	

**DECISION ITEM SUMMARY**

Budget Unit									
Decision Item	FY 2022	FY 2022	FY 2023	FY 2023	FY 2024	FY 2024	*****	*****	
Budget Object Summary	ACTUAL	ACTUAL	BUDGET	BUDGET	DEPT REQ	DEPT REQ	SECURED	SECURED	
Fund	DOLLAR	FTE	DOLLAR	FTE	DOLLAR	FTE	COLUMN	COLUMN	
<b>RETIREMENT</b>									
<b>Motor Carrier PS NDI - 1605013</b>									
PERSONAL SERVICES									
STATE ROAD	0	0.00	0	0.00	211,276	0.00	0	0.00	
TOTAL - PS	0	0.00	0	0.00	211,276	0.00	0	0.00	
<b>TOTAL</b>	<b>0</b>	<b>0.00</b>	<b>0</b>	<b>0.00</b>	<b>211,276</b>	<b>0.00</b>	<b>0</b>	<b>0.00</b>	
<b>Design PS NDI - 1605014</b>									
PERSONAL SERVICES									
STATE ROAD	0	0.00	0	0.00	38,227	0.00	0	0.00	
TOTAL - PS	0	0.00	0	0.00	38,227	0.00	0	0.00	
<b>TOTAL</b>	<b>0</b>	<b>0.00</b>	<b>0</b>	<b>0.00</b>	<b>38,227</b>	<b>0.00</b>	<b>0</b>	<b>0.00</b>	
<b>Multimodal PS Expansion - 1605016</b>									
PERSONAL SERVICES									
MULTIMODAL OPERATIONS FEDERAL	0	0.00	0	0.00	135,279	0.00	0	0.00	
STATE ROAD	0	0.00	0	0.00	38,227	0.00	0	0.00	
RAILROAD EXPENSE	0	0.00	0	0.00	76,453	0.00	0	0.00	
TOTAL - PS	0	0.00	0	0.00	249,959	0.00	0	0.00	
<b>TOTAL</b>	<b>0</b>	<b>0.00</b>	<b>0</b>	<b>0.00</b>	<b>249,959</b>	<b>0.00</b>	<b>0</b>	<b>0.00</b>	
<b>Administration PS NDI - 1605032</b>									
PERSONAL SERVICES									
STATE ROAD	0	0.00	0	0.00	138,971	0.00	0	0.00	
TOTAL - PS	0	0.00	0	0.00	138,971	0.00	0	0.00	
<b>TOTAL</b>	<b>0</b>	<b>0.00</b>	<b>0</b>	<b>0.00</b>	<b>138,971</b>	<b>0.00</b>	<b>0</b>	<b>0.00</b>	
<b>GRAND TOTAL</b>	<b>\$128,517,663</b>	<b>0.00</b>	<b>\$164,673,058</b>	<b>0.00</b>	<b>\$171,909,621</b>	<b>0.00</b>	<b>\$0</b>	<b>0.00</b>	

**DECISION ITEM SUMMARY**

<b>Budget Unit</b>								
<b>Decision Item</b>	<b>FY 2022</b>	<b>FY 2022</b>	<b>FY 2023</b>	<b>FY 2023</b>	<b>FY 2024</b>	<b>FY 2024</b>	<b>*****</b>	<b>*****</b>
<b>Budget Object Summary</b>	<b>ACTUAL</b>	<b>ACTUAL</b>	<b>BUDGET</b>	<b>BUDGET</b>	<b>DEPT REQ</b>	<b>DEPT REQ</b>	<b>SECURED</b>	<b>SECURED</b>
<b>Fund</b>	<b>DOLLAR</b>	<b>FTE</b>	<b>DOLLAR</b>	<b>FTE</b>	<b>DOLLAR</b>	<b>FTE</b>	<b>COLUMN</b>	<b>COLUMN</b>
<b>MEDICAL LIFE EAP</b>								
<b>CORE</b>								
PERSONAL SERVICES								
MULTIMODAL OPERATIONS FEDERAL	55,269	0.00	55,030	0.00	55,030	0.00	0	0.00
DEPT OF TRANSPORT HWY SAFETY	58,909	0.00	63,654	0.00	63,654	0.00	0	0.00
STATE ROAD	44,448,813	0.00	54,457,338	0.00	54,457,338	0.00	0	0.00
RAILROAD EXPENSE	80,716	0.00	88,560	0.00	88,560	0.00	0	0.00
STATE TRANSPORTATION FUND	31,650	0.00	27,091	0.00	27,091	0.00	0	0.00
AVIATION TRUST FUND	62,753	0.00	90,918	0.00	90,918	0.00	0	0.00
TOTAL - PS	44,738,110	0.00	54,782,591	0.00	54,782,591	0.00	0	0.00
EXPENSE & EQUIPMENT								
STATE ROAD	73,202	0.00	79,370	0.00	79,370	0.00	0	0.00
TOTAL - EE	73,202	0.00	79,370	0.00	79,370	0.00	0	0.00
<b>TOTAL</b>	<b>44,811,312</b>	<b>0.00</b>	<b>54,861,961</b>	<b>0.00</b>	<b>54,861,961</b>	<b>0.00</b>	<b>0</b>	<b>0.00</b>
<b>Pay Plan-Market Plan-PS - 1605006</b>								
PERSONAL SERVICES								
MULTIMODAL OPERATIONS FEDERAL	0	0.00	0	0.00	148	0.00	0	0.00
DEPT OF TRANSPORT HWY SAFETY	0	0.00	0	0.00	259	0.00	0	0.00
STATE ROAD	0	0.00	0	0.00	368,758	0.00	0	0.00
RAILROAD EXPENSE	0	0.00	0	0.00	147	0.00	0	0.00
STATE TRANSPORTATION FUND	0	0.00	0	0.00	48	0.00	0	0.00
AVIATION TRUST FUND	0	0.00	0	0.00	260	0.00	0	0.00
TOTAL - PS	0	0.00	0	0.00	369,620	0.00	0	0.00
<b>TOTAL</b>	<b>0</b>	<b>0.00</b>	<b>0</b>	<b>0.00</b>	<b>369,620</b>	<b>0.00</b>	<b>0</b>	<b>0.00</b>
<b>Pay Plan-Vacancies-PS - 1605007</b>								
PERSONAL SERVICES								
STATE ROAD	0	0.00	0	0.00	371,379	0.00	0	0.00
TOTAL - PS	0	0.00	0	0.00	371,379	0.00	0	0.00
<b>TOTAL</b>	<b>0</b>	<b>0.00</b>	<b>0</b>	<b>0.00</b>	<b>371,379</b>	<b>0.00</b>	<b>0</b>	<b>0.00</b>

**DECISION ITEM SUMMARY**

<b>Budget Unit</b>								
<b>Decision Item</b>	<b>FY 2022</b>	<b>FY 2022</b>	<b>FY 2023</b>	<b>FY 2023</b>	<b>FY 2024</b>	<b>FY 2024</b>	<b>*****</b>	<b>*****</b>
<b>Budget Object Summary</b>	<b>ACTUAL</b>	<b>ACTUAL</b>	<b>BUDGET</b>	<b>BUDGET</b>	<b>DEPT REQ</b>	<b>DEPT REQ</b>	<b>SECURED</b>	<b>SECURED</b>
<b>Fund</b>	<b>DOLLAR</b>	<b>FTE</b>	<b>DOLLAR</b>	<b>FTE</b>	<b>DOLLAR</b>	<b>FTE</b>	<b>COLUMN</b>	<b>COLUMN</b>
<b>MEDICAL LIFE EAP</b>								
<b>Motor Carrier PS NDI - 1605013</b>								
PERSONAL SERVICES								
STATE ROAD	0	0.00	0	0.00	61,416	0.00	0	0.00
TOTAL - PS	0	0.00	0	0.00	61,416	0.00	0	0.00
EXPENSE & EQUIPMENT								
STATE ROAD	0	0.00	0	0.00	4,626	0.00	0	0.00
TOTAL - EE	0	0.00	0	0.00	4,626	0.00	0	0.00
<b>TOTAL</b>	<b>0</b>	<b>0.00</b>	<b>0</b>	<b>0.00</b>	<b>66,042</b>	<b>0.00</b>	<b>0</b>	<b>0.00</b>
<b>Design PS NDI - 1605014</b>								
PERSONAL SERVICES								
STATE ROAD	0	0.00	0	0.00	11,092	0.00	0	0.00
TOTAL - PS	0	0.00	0	0.00	11,092	0.00	0	0.00
EXPENSE & EQUIPMENT								
STATE ROAD	0	0.00	0	0.00	837	0.00	0	0.00
TOTAL - EE	0	0.00	0	0.00	837	0.00	0	0.00
<b>TOTAL</b>	<b>0</b>	<b>0.00</b>	<b>0</b>	<b>0.00</b>	<b>11,929</b>	<b>0.00</b>	<b>0</b>	<b>0.00</b>
<b>Multimodal PS Expansion - 1605016</b>								
PERSONAL SERVICES								
MULTIMODAL OPERATIONS FEDERAL	0	0.00	0	0.00	39,324	0.00	0	0.00
STATE ROAD	0	0.00	0	0.00	11,112	0.00	0	0.00
RAILROAD EXPENSE	0	0.00	0	0.00	22,224	0.00	0	0.00
TOTAL - PS	0	0.00	0	0.00	72,660	0.00	0	0.00
EXPENSE & EQUIPMENT								
STATE ROAD	0	0.00	0	0.00	5,473	0.00	0	0.00
TOTAL - EE	0	0.00	0	0.00	5,473	0.00	0	0.00
<b>TOTAL</b>	<b>0</b>	<b>0.00</b>	<b>0</b>	<b>0.00</b>	<b>78,133</b>	<b>0.00</b>	<b>0</b>	<b>0.00</b>
<b>Administration PS NDI - 1605032</b>								
PERSONAL SERVICES								
STATE ROAD	0	0.00	0	0.00	45,429	0.00	0	0.00
TOTAL - PS	0	0.00	0	0.00	45,429	0.00	0	0.00

9/8/22 15:58

im\_disummary

**DECISION ITEM SUMMARY**

<b>Budget Unit</b>								
<b>Decision Item</b>	<b>FY 2022</b>	<b>FY 2022</b>	<b>FY 2023</b>	<b>FY 2023</b>	<b>FY 2024</b>	<b>FY 2024</b>	<b>*****</b>	<b>*****</b>
<b>Budget Object Summary</b>	<b>ACTUAL</b>	<b>ACTUAL</b>	<b>BUDGET</b>	<b>BUDGET</b>	<b>DEPT REQ</b>	<b>DEPT REQ</b>	<b>SECURED</b>	<b>SECURED</b>
<b>Fund</b>	<b>DOLLAR</b>	<b>FTE</b>	<b>DOLLAR</b>	<b>FTE</b>	<b>DOLLAR</b>	<b>FTE</b>	<b>COLUMN</b>	<b>COLUMN</b>
<b>MEDICAL LIFE EAP</b>								
<b>Administration PS NDI - 1605032</b>								
EXPENSE & EQUIPMENT								
STATE ROAD	0	0.00	0	0.00	58	0.00	0	0.00
TOTAL - EE	0	0.00	0	0.00	58	0.00	0	0.00
<b>TOTAL</b>	<b>0</b>	<b>0.00</b>	<b>0</b>	<b>0.00</b>	<b>45,487</b>	<b>0.00</b>	<b>0</b>	<b>0.00</b>
<b>GRAND TOTAL</b>	<b>\$44,811,312</b>	<b>0.00</b>	<b>\$54,861,961</b>	<b>0.00</b>	<b>\$55,804,551</b>	<b>0.00</b>	<b>\$0</b>	<b>0.00</b>

**DECISION ITEM SUMMARY**

Budget Unit								
Decision Item	FY 2022	FY 2022	FY 2023	FY 2023	FY 2024	FY 2024	*****	*****
Budget Object Summary	ACTUAL	ACTUAL	BUDGET	BUDGET	DEPT REQ	DEPT REQ	SECURED	SECURED
Fund	DOLLAR	FTE	DOLLAR	FTE	DOLLAR	FTE	COLUMN	COLUMN
<b>RETIREE BENEFITS</b>								
<b>CORE</b>								
EXPENSE & EQUIPMENT								
STATE ROAD	17,192,514	0.00	18,629,968	0.00	18,629,968	0.00	0	0.00
TOTAL - EE	17,192,514	0.00	18,629,968	0.00	18,629,968	0.00	0	0.00
<b>TOTAL</b>	<b>17,192,514</b>	<b>0.00</b>	<b>18,629,968</b>	<b>0.00</b>	<b>18,629,968</b>	<b>0.00</b>	<b>0</b>	<b>0.00</b>
<b>Fringe Benefits NDI - 1605015</b>								
PERSONAL SERVICES								
STATE ROAD	0	0.00	0	0.00	110,000	0.00	0	0.00
TOTAL - PS	0	0.00	0	0.00	110,000	0.00	0	0.00
<b>TOTAL</b>	<b>0</b>	<b>0.00</b>	<b>0</b>	<b>0.00</b>	<b>110,000</b>	<b>0.00</b>	<b>0</b>	<b>0.00</b>
<b>GRAND TOTAL</b>	<b>\$17,192,514</b>	<b>0.00</b>	<b>\$18,629,968</b>	<b>0.00</b>	<b>\$18,739,968</b>	<b>0.00</b>	<b>\$0</b>	<b>0.00</b>

**DECISION ITEM SUMMARY**

Budget Unit									
Decision Item	FY 2022	FY 2022	FY 2023	FY 2023	FY 2024	FY 2024	*****	*****	
Budget Object Summary	ACTUAL	ACTUAL	BUDGET	BUDGET	DEPT REQ	DEPT REQ	SECURED	SECURED	
Fund	DOLLAR	FTE	DOLLAR	FTE	DOLLAR	FTE	COLUMN	COLUMN	
<b>WORKERS' COMPENSATION</b>									
<b>CORE</b>									
PERSONAL SERVICES									
STATE ROAD	0	0.00	226,875	0.00	226,875	0.00	0	0.00	
TOTAL - PS	0	0.00	226,875	0.00	226,875	0.00	0	0.00	
EXPENSE & EQUIPMENT									
STATE ROAD	7,500,000	0.00	7,964,796	0.00	7,964,796	0.00	0	0.00	
TOTAL - EE	7,500,000	0.00	7,964,796	0.00	7,964,796	0.00	0	0.00	
<b>TOTAL</b>	<b>7,500,000</b>	<b>0.00</b>	<b>8,191,671</b>	<b>0.00</b>	<b>8,191,671</b>	<b>0.00</b>	<b>0</b>	<b>0.00</b>	
<b>Motor Carrier PS NDI - 1605013</b>									
EXPENSE & EQUIPMENT									
STATE ROAD	0	0.00	0	0.00	11,547	0.00	0	0.00	
TOTAL - EE	0	0.00	0	0.00	11,547	0.00	0	0.00	
<b>TOTAL</b>	<b>0</b>	<b>0.00</b>	<b>0</b>	<b>0.00</b>	<b>11,547</b>	<b>0.00</b>	<b>0</b>	<b>0.00</b>	
<b>Design PS NDI - 1605014</b>									
EXPENSE & EQUIPMENT									
STATE ROAD	0	0.00	0	0.00	2,089	0.00	0	0.00	
TOTAL - EE	0	0.00	0	0.00	2,089	0.00	0	0.00	
<b>TOTAL</b>	<b>0</b>	<b>0.00</b>	<b>0</b>	<b>0.00</b>	<b>2,089</b>	<b>0.00</b>	<b>0</b>	<b>0.00</b>	
<b>Fringe Benefits NDI - 1605015</b>									
EXPENSE & EQUIPMENT									
STATE ROAD	0	0.00	0	0.00	1,000,000	0.00	0	0.00	
TOTAL - EE	0	0.00	0	0.00	1,000,000	0.00	0	0.00	
<b>TOTAL</b>	<b>0</b>	<b>0.00</b>	<b>0</b>	<b>0.00</b>	<b>1,000,000</b>	<b>0.00</b>	<b>0</b>	<b>0.00</b>	

**DECISION ITEM SUMMARY**

Budget Unit									
Decision Item	FY 2022	FY 2022	FY 2023	FY 2023	FY 2024	FY 2024	*****	*****	
Budget Object Summary	ACTUAL	ACTUAL	BUDGET	BUDGET	DEPT REQ	DEPT REQ	SECURED	SECURED	
Fund	DOLLAR	FTE	DOLLAR	FTE	DOLLAR	FTE	COLUMN	COLUMN	
<b>WORKERS' COMPENSATION</b>									
<b>Multimodal PS Expansion - 1605016</b>									
EXPENSE & EQUIPMENT									
STATE ROAD	0	0.00	0	0.00	13,662	0.00	0	0.00	
TOTAL - EE	0	0.00	0	0.00	13,662	0.00	0	0.00	
<b>TOTAL</b>	<b>0</b>	<b>0.00</b>	<b>0</b>	<b>0.00</b>	<b>13,662</b>	<b>0.00</b>	<b>0</b>	<b>0.00</b>	
<b>Administration PS NDI - 1605032</b>									
EXPENSE & EQUIPMENT									
STATE ROAD	0	0.00	0	0.00	8,411	0.00	0	0.00	
TOTAL - EE	0	0.00	0	0.00	8,411	0.00	0	0.00	
<b>TOTAL</b>	<b>0</b>	<b>0.00</b>	<b>0</b>	<b>0.00</b>	<b>8,411</b>	<b>0.00</b>	<b>0</b>	<b>0.00</b>	
<b>GRAND TOTAL</b>	<b>\$7,500,000</b>	<b>0.00</b>	<b>\$8,191,671</b>	<b>0.00</b>	<b>\$9,227,380</b>	<b>0.00</b>	<b>\$0</b>	<b>0.00</b>	



## CORE DECISION ITEM

<b>Department of Transportation</b>	<b>Budget Unit: Multiple</b>
<b>Division: Department Wide</b>	
<b>Core: Fringe Benefits</b>	<b>HB Section: 4.405, 4.410, 4.415, 4.420</b>

## 1. CORE FINANCIAL SUMMARY

FY 2024 Budget Request					FY 2024 Governor's Recommendation				
	GR	Federal	Other	Total		GR	Federal	Other	Total
PS	0	589,875	227,057,445	227,647,320	PS	0	0	0	0
EE	0	0	18,709,338	18,709,338	EE	0	0	0	0
PSD	0	0	0	0	PSD	0	0	0	0
TRF	0	0	0	0	TRF	0	0	0	0
<b>Total</b>	<b>0</b>	<b>589,875</b>	<b>245,766,783</b>	<b>246,356,658</b>	<b>Total</b>	<b>0</b>	<b>0</b>	<b>0</b>	<b>0</b>
<b>FTE</b>	<b>0.00</b>	<b>0.00</b>	<b>0.00</b>	<b>0.00</b>	<b>FTE</b>	<b>0.00</b>	<b>0.00</b>	<b>0.00</b>	<b>0.00</b>
<b>HB 4</b>	0	0	0	0	<b>HB 4</b>	0	0	0	0
<b>HB 5</b>	0	0	0	0	<b>HB 5</b>	0	0	0	0
<i>Note: Fringes budgeted in House Bill 5 except for certain fringes budgeted directly to MoDOT, Highway Patrol, and Conservation.</i>					<i>Note: Fringes budgeted in House Bill 5 except for certain fringes budgeted directly to MoDOT, Highway Patrol, and Conservation.</i>				
Other Funds: State Road Fund (0320), Railroad Expense Fund (0659), State Transportation Fund (0675), Aviation Trust Fund (0952)					Other Funds:				

## 2. CORE DESCRIPTION

These appropriations are for the continuation of the core fringe benefits within MoDOT. The personal services fringe benefits include retirement and long term disability (LTD) contributions and medical and life insurance. Retirement and LTD projected expenditures are based upon the core salaries multiplied by the retirement and LTD rate set by the MoDOT and Patrol Employees' Retirement System (MPERS) Board of Trustees. In fiscal year 2023, the rate is 58 percent and will remain the same in fiscal year 2024. MoDOT's medical insurance rates are calculated on a calendar year basis. The department's share of medical insurance costs for fiscal year 2024 is based on the 2023 and projected 2024 calendar year rates. These are the rates for the Preferred Provider Organization (PPO) Plan. MoDOT's share of the life insurance annual costs is projected to be \$0.09 per \$1,000 of coverage. The medical insurance costs are based upon the most current actuarial study of the medical plan.

The expense and equipment fringe benefits include medical insurance for retirees, workers' compensation and the employee assistance program (EAP). MoDOT's share of monthly medical insurance premiums for its retirees ranges from \$189 to \$892 for calendar year 2022 for employees who retired prior to January 1, 2015. The State contribution for employees who retired on or after January 1, 2015 is two percent per year of service, with a maximum state share of 50 percent. Workers' compensation is based upon the most current actuarial study of the workers' compensation plan conducted by the actuary. The EAP is based on rates provided by the Missouri Consolidated Health Care Plan (MCHCP).

## CORE DECISION ITEM

Department of Transportation

Budget Unit: Multiple

Division: Department Wide

Core: Fringe Benefits

HB Section: 4.405, 4.410, 4.415, 4.420**3. PROGRAM LISTING (list programs included in this core funding)**

The Department's request for the fiscal year 2024 Fringe Benefits by fund is as follows:

	Retirement & LTD	Medical & Life Insurance	Workers' Compensation	EAP	Retiree Medical Insurance	Total
State Road Fund	\$163,455,410	\$54,457,338	\$8,191,671	\$79,370	\$18,629,968	\$244,813,757
Highway Safety Fund	\$263,474	\$63,654	\$0	\$0	\$0	\$327,128
Aviation Trust Fund	\$331,096	\$90,918	\$0	\$0	\$0	\$422,014
Railroad Expense Fund	\$309,303	\$88,560	\$0	\$0	\$0	\$397,863
Multimodal Federal Fund	\$207,717	\$55,030	\$0	\$0	\$0	\$262,747
State Transportation Fund	\$106,058	\$27,091	\$0	\$0	\$0	\$133,149
	<u>\$164,673,058</u>	<u>\$54,782,591</u>	<u>\$8,191,671</u>	<u>\$79,370</u>	<u>\$18,629,968</u>	<u>\$246,356,658</u>

## CORE DECISION ITEM

Department of Transportation

HB Section: 4.405, 4.410, 4.415, 4.420

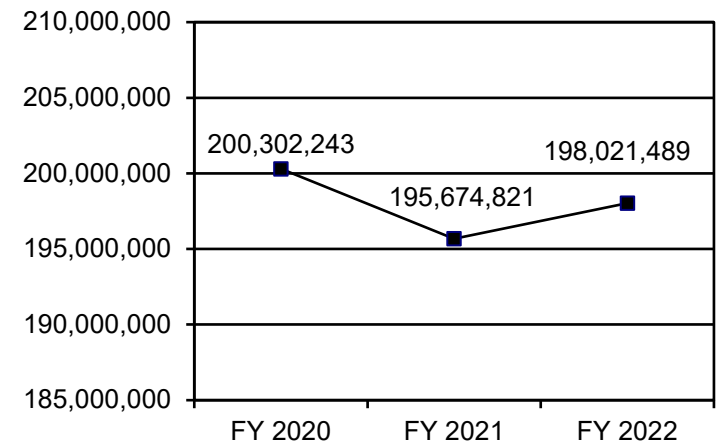
Division: Department Wide

Core: Fringe Benefits

## 4. FINANCIAL HISTORY

	FY 2020 Actual	FY 2021 Actual	FY 2022 Actual	FY 2023 Current Yr.
Appropriation (All Funds)	227,991,317	228,820,254	234,568,156	246,356,658
Less Reverted (All Funds)	0	0	0	N/A
Less Restricted (All Funds)	0	0	0	N/A
Budget Authority (All Funds)	227,991,317	228,820,254	234,568,156	N/A
Actual Expenditures (All Funds)	200,302,243	195,674,821	198,021,489	N/A
Unexpended (All Funds)	27,689,074	33,145,433	36,546,667	N/A
Unexpended, by Fund:				
General Revenue	0	0	0	N/A
Federal	63,661	77,180	104,299	N/A
Other	27,625,413	33,068,253	36,442,368	N/A
	(1)	(1)	(1)	

Actual Expenditures (All Funds)



\*Restricted amount is N/A

Reverted includes Governor's standard three percent reserve (when applicable).

Restricted includes any extraordinary expenditure restrictions (when applicable).

**NOTES:**

(1) The unexpended amounts are related to high turnover throughout the department.

## FLEXIBILITY REQUEST FORM

<b>BUDGET UNIT NUMBER:</b>	Multiple	<b>DEPARTMENT:</b>	Missouri Department of Transportation (MoDOT)
<b>BUDGET UNIT NAME:</b>	Multiple	<b>DIVISION:</b>	Department Wide
<b>HOUSE BILL SECTION:</b>	4.400, 4.405, 4.410, 4.415, 4.420, 4.425, 4.450, 4.460, 4.475		

**1. Provide the amount by fund of personal service flexibility and the amount by fund of expense and equipment flexibility you are requesting in dollar and percentage terms and explain why the flexibility is needed. If flexibility is being requested among divisions, provide the amount by fund of flexibility you are requesting in dollar and percentage terms and explain why the flexibility is needed.**

## DEPARTMENT REQUEST

The department is requesting 20 percent flexibility between personal services, fringe benefits and expense and equipment for fiscal year 2024. This flexibility allows MoDOT to provide services in the most efficient and reliable manner without artificially increasing appropriation authority.

**2. Estimate how much flexibility will be used for the budget year. How much flexibility was used in the Prior Year Budget and the Current Year Budget? Please specify the amount.**

PRIOR YEAR ACTUAL AMOUNT OF FLEXIBILITY USED	CURRENT YEAR ESTIMATED AMOUNT OF FLEXIBILITY THAT WILL BE USED	BUDGET REQUEST ESTIMATED AMOUNT OF FLEXIBILITY THAT WILL BE USED
In fiscal year 2022, MoDOT used \$7,000 of flexibility in the State Transportation Fund, or 7.0 percent, and \$375 of flexibility in the Multimodal Federal Fund, or 0.2 percent, from retirement to medical and life insurance.	The General Assembly approved 20 percent flexibility between all MoDOT personal services and expense and equipment appropriations in fiscal year 2023; however, the amount of flexibility that will be used is unknown.	The department is requesting 20 percent flexibility between personal services, fringe benefits and expense and equipment appropriations, as needed.

**3. Please explain how flexibility was used in the prior and/or current years.**

Prior Year Explain Actual Use	Current Year Explain Planned Use
The flexibility was used to pay for medical and life insurance fringe benefits for the remainder of the year.	N/A - Flexibility has not yet been used in the current year.

## FLEXIBILITY REQUEST FORM

<b>BUDGET UNIT NUMBER:</b>	Multiple	<b>DEPARTMENT:</b>	Missouri Department of Transportation (MoDOT)
<b>BUDGET UNIT NAME:</b>	Multiple	<b>DIVISION:</b>	Department Wide
<b>HOUSE BILL SECTION:</b>	4.405, 4.410, 4.415, 4.420		

**1. Provide the amount by fund of personal service flexibility and the amount by fund of expense and equipment flexibility you are requesting in dollar and percentage terms and explain why the flexibility is needed. If flexibility is being requested among divisions, provide the amount by fund of flexibility you are requesting in dollar and percentage terms and explain why the flexibility is needed.**

**DEPARTMENT REQUEST**

The department is requesting 50 percent flexibility for fiscal year 2024 between and within all house bill sections and funds. This flexibility allows MoDOT to provide services in the most efficient and reliable manner without artificially increasing appropriation authority.

**2. Estimate how much flexibility will be used for the budget year. How much flexibility was used in the Prior Year Budget and the Current Year Budget? Please specify the amount.**

<b>PRIOR YEAR ACTUAL AMOUNT OF FLEXIBILITY USED</b>	<b>CURRENT YEAR ESTIMATED AMOUNT OF FLEXIBILITY THAT WILL BE USED</b>	<b>BUDGET REQUEST ESTIMATED AMOUNT OF FLEXIBILITY THAT WILL BE USED</b>
In fiscal year 2022, MoDOT used \$7,000 of flexibility in the State Transportation Fund, or 7.0 percent, and \$375 of flexibility in the Multimodal Federal Fund, or 0.2 percent, from retirement to medical and life insurance.	The General Assembly approved 50 percent flexibility between fringe benefit appropriations in fiscal year 2023; however, the amount of flexibility that will be used is unknown.	The department is requesting 50 percent flexibility between fringe benefit appropriations, as needed.

**3. Please explain how flexibility was used in the prior and/or current years.**

<b>Prior Year Explain Actual Use</b>	<b>Current Year Explain Planned Use</b>
The flexibility was used to pay for medical and life insurance fringe benefits for the remainder of the year.	N/A - Flexibility has not yet been used in the current year.

**FY 2024  
Flexibility Requests**

MISSOURI DEPARTMENT OF TRANSPORTATION (MoDOT)							
						FLEXIBILITY	
HB	APPROP	APPROP NAME	FUND	FUND	FY 23 APPROP AMT	FY 23 TAFP	FY 24 REQUESTED
4.400	7435	ADMINISTRATION PS-0320	0320	OTHER	\$21,146,543	20% (PS & E&E)	20% (PS, FB & E&E)
4.400	7436	ADMINISTRATION E&E-0320	0320	OTHER	\$6,359,448	20% (PS & E&E)	20% (PS, FB & E&E)
4.400	9168	ORGANIZATIONAL DUES-0320	0320	OTHER	\$70,000	20% (PS & E&E)	20% (PS, FB & E&E)
4.400	9169	ORGANIZATIONAL DUES-0126	0126	FED	\$5,000	20% (PS & E&E)	20% (PS, FB & E&E)
4.400	9170	ORGANIZATIONAL DUES-0659	0659	OTHER	\$5,000	20% (PS & E&E)	20% (PS, FB & E&E)
4.405	6428	RETIREMENT-0126	0126	FED	\$207,717	50% (FB)	20% (PS, FB & E&E), 50% (FB)
4.405	6429	RETIREMENT-0149	0149	FED	\$263,474	50% (FB)	20% (PS, FB & E&E), 50% (FB)
4.405	6430	RETIREMENT-0320	0320	OTHER	\$163,455,410	50% (FB)	20% (PS, FB & E&E), 50% (FB)
4.405	6431	RETIREMENT-0659	0659	OTHER	\$309,303	50% (FB)	20% (PS, FB & E&E), 50% (FB)
4.405	6432	RETIREMENT-0675	0675	OTHER	\$106,058	50% (FB)	20% (PS, FB & E&E), 50% (FB)
4.405	6433	RETIREMENT-0952	0952	OTHER	\$331,096	50% (FB)	20% (PS, FB & E&E), 50% (FB)
4.410	6434	MEDICAL LIFE EAP-0126	0126	FED	\$55,030	50% (FB)	20% (PS, FB & E&E), 50% (FB)
4.410	6435	MEDICAL LIFE EAP-0149	0149	FED	\$63,654	50% (FB)	20% (PS, FB & E&E), 50% (FB)
4.410	6436	MEDICAL LIFE EAP-0659	0659	OTHER	\$88,560	50% (FB)	20% (PS, FB & E&E), 50% (FB)
4.410	6437	MEDICAL LIFE EAP-0675	0675	OTHER	\$27,091	50% (FB)	20% (PS, FB & E&E), 50% (FB)
4.410	6438	MEDICAL LIFE EAP-0952	0952	OTHER	\$90,918	50% (FB)	20% (PS, FB & E&E), 50% (FB)
4.410	6439	MEDICAL LIFE EAP PS-0320	0320	OTHER	\$54,457,338	50% (FB)	20% (PS, FB & E&E), 50% (FB)

**FY 2024  
Flexibility Requests**

MISSOURI DEPARTMENT OF TRANSPORTATION (MoDOT)							
						FLEXIBILITY	
HB	APPROP	APPROP NAME	FUND	FUND	FY 23 APPROP AMT	FY 23 TAFP	FY 24 REQUESTED
4.410	6440	MEDICAL LIFE EAP E&E-0320	0320	OTHER	\$79,370	50% (FB)	20% (PS, FB & E&E), 50% (FB)
4.415	6441	RETIREE BENEFITS-0320	0320	OTHER	\$18,629,968	50% (FB)	20% (PS, FB & E&E), 50% (FB)
4.420	6442	WORKERS' COMPENSATION-0320	0320	OTHER	\$8,191,671	50% (FB)	20% (PS, FB & E&E), 50% (FB)
4.425	7440	PROGRAM DELIVERY PS-0320	0320	OTHER	\$81,754,475	20% (PS & E&E)	20% (PS, FB & E&E)
4.425	4402	PROGRAM DELIVERY E&E-0320	0320	OTHER	\$27,918,023	20% (PS & E&E)	20% (PS, FB & E&E)
4.455	6310	SAFETY AND OPERATIONS E&E-0149	0149	FED	\$55,384	20% (PS & E&E), 10% (PS & E&E)	20% (PS, FB & E&E), 10% (PS & E&E)
4.450	6311	SAFETY AND OPERATIONS E&E-0246	0246	OTHER	\$250,000	20% (PS & E&E), 10% (PS & E&E)	20% (PS, FB & E&E), 10% (PS & E&E)
4.450	4399	SAFETY AND OPERATIONS E&E-0320	0320	OTHER	\$253,488,236	20% (PS & E&E), 10% (PS & E&E)	20% (PS, FB & E&E), 10% (PS & E&E)
4.450	6309	SAFETY AND OPERATIONS PS-0149	0149	FED	\$453,870	20% (PS & E&E), 10% (PS & E&E)	20% (PS, FB & E&E), 10% (PS & E&E)
4.450	7445	SAFETY AND OPERATIONS PS-0320	0320	OTHER	\$163,862,677	20% (PS & E&E), 10% (PS & E&E)	20% (PS, FB & E&E), 10% (PS & E&E)
4.460	0118	FLEET FAC & INFO SYS E&E-0320	0320	OTHER	\$88,298,000	20% (PS & E&E), 10% (PS & E&E)	20% (PS, FB & E&E), 10% (PS & E&E)
4.460	7464	FLEET FAC & INFO SYS PS-0320	0320	OTHER	\$13,142,671	20% (PS & E&E), 10% (PS & E&E)	20% (PS, FB & E&E), 10% (PS & E&E)
4.475	8901	MULTIMODAL OPS ADMIN PS-0126	0126	FED	\$357,795	20% (PS & E&E), 10% (PS & E&E)	20% (PS, FB & E&E), 10% (PS & E&E)
4.475	8902	MULTIMODAL OPS ADMIN E&E-0126	0126	FED	\$269,600	20% (PS & E&E), 10% (PS & E&E)	20% (PS, FB & E&E), 10% (PS & E&E)
4.475	7468	MULTIMODAL OPS ADMIN PS-0320	0320	OTHER	\$534,921	20% (PS & E&E), 10% (PS & E&E)	20% (PS, FB & E&E), 10% (PS & E&E)
4.475	8904	MULTIMODAL OPS ADMIN E&E-0320	0320	OTHER	\$39,852	20% (PS & E&E), 10% (PS & E&E)	20% (PS, FB & E&E), 10% (PS & E&E)

**FY 2024  
Flexibility Requests**

MISSOURI DEPARTMENT OF TRANSPORTATION (MoDOT)							
						FLEXIBILITY	
HB	APPROP	APPROP NAME	FUND	FUND	FY 23 APPROP AMT	FY 23 TAFP	FY 24 REQUESTED
4.475	6174	MULTIMODAL OPS ADMIN PS-0659	0659	OTHER	\$532,827	20% (PS & E&E), 10% (PS & E&E)	20% (PS, FB & E&E), 10% (PS & E&E)
4.475	6175	MULTIMODAL OPS ADMIN E&E-0659	0659	OTHER	\$146,106	20% (PS & E&E), 10% (PS & E&E)	20% (PS, FB & E&E), 10% (PS & E&E)
4.475	9939	MULTIMODAL OPS ADMIN PS-0675	0675	OTHER	\$182,705	20% (PS & E&E), 10% (PS & E&E)	20% (PS, FB & E&E), 10% (PS & E&E)
4.475	2270	MULTIMODAL OPS ADMIN E&E-0675	0675	OTHER	\$26,220	20% (PS & E&E), 10% (PS & E&E)	20% (PS, FB & E&E), 10% (PS & E&E)
4.475	4660	MULTIMODAL OPS ADMIN PS-0952	0952	OTHER	\$570,370	20% (PS & E&E), 10% (PS & E&E)	20% (PS, FB & E&E), 10% (PS & E&E)
4.475	4661	MULTIMODAL OPS ADMIN E&E-0952	0952	OTHER	\$24,827	20% (PS & E&E), 10% (PS & E&E)	20% (PS, FB & E&E), 10% (PS & E&E)



---

**CORE RECONCILIATION**


---

**MO DEPT. OF TRANSPORTATION**


---

**RETIREMENT**


---



---

**5. CORE RECONCILIATION**


---

	<b>Budget Class</b>	<b>FTE</b>	<b>GR</b>	<b>Federal</b>	<b>Other</b>	<b>Total</b>	<b>Explanation</b>
<b>TAFP AFTER VETOES</b>							
	PS	0.00	0	471,191	164,201,867	164,673,058	
	<b>Total</b>	<b>0.00</b>	<b>0</b>	<b>471,191</b>	<b>164,201,867</b>	<b>164,673,058</b>	
<b>DEPARTMENT CORE REQUEST</b>							
	PS	0.00	0	471,191	164,201,867	164,673,058	
	<b>Total</b>	<b>0.00</b>	<b>0</b>	<b>471,191</b>	<b>164,201,867</b>	<b>164,673,058</b>	
<b>GOVERNOR'S RECOMMENDED CORE</b>							
	PS	0.00	0	471,191	164,201,867	164,673,058	
	<b>Total</b>	<b>0.00</b>	<b>0</b>	<b>471,191</b>	<b>164,201,867</b>	<b>164,673,058</b>	

---

**CORE RECONCILIATION**


---

**MO DEPT. OF TRANSPORTATION**


---

**MEDICAL LIFE EAP**


---



---

**5. CORE RECONCILIATION**


---

	Budget Class	FTE	GR	Federal	Other	Total	Explanation
<b>TAFP AFTER VETOES</b>							
	PS	0.00	0	118,684	54,663,907	54,782,591	
	EE	0.00	0	0	79,370	79,370	
	<b>Total</b>	<b>0.00</b>	<b>0</b>	<b>118,684</b>	<b>54,743,277</b>	<b>54,861,961</b>	
<b>DEPARTMENT CORE REQUEST</b>							
	PS	0.00	0	118,684	54,663,907	54,782,591	
	EE	0.00	0	0	79,370	79,370	
	<b>Total</b>	<b>0.00</b>	<b>0</b>	<b>118,684</b>	<b>54,743,277</b>	<b>54,861,961</b>	
<b>GOVERNOR'S RECOMMENDED CORE</b>							
	PS	0.00	0	118,684	54,663,907	54,782,591	
	EE	0.00	0	0	79,370	79,370	
	<b>Total</b>	<b>0.00</b>	<b>0</b>	<b>118,684</b>	<b>54,743,277</b>	<b>54,861,961</b>	

---

**CORE RECONCILIATION**


---

**MO DEPT. OF TRANSPORTATION**


---

**RETIREE BENEFITS**


---



---

**5. CORE RECONCILIATION**


---

	Budget Class	FTE	GR	Federal	Other	Total	Explanation
<b>TAFP AFTER VETOES</b>							
	EE	0.00	0	0	18,629,968	18,629,968	
	<b>Total</b>	<b>0.00</b>	<b>0</b>	<b>0</b>	<b>18,629,968</b>	<b>18,629,968</b>	
<b>DEPARTMENT CORE REQUEST</b>							
	EE	0.00	0	0	18,629,968	18,629,968	
	<b>Total</b>	<b>0.00</b>	<b>0</b>	<b>0</b>	<b>18,629,968</b>	<b>18,629,968</b>	
<b>GOVERNOR'S RECOMMENDED CORE</b>							
	EE	0.00	0	0	18,629,968	18,629,968	
	<b>Total</b>	<b>0.00</b>	<b>0</b>	<b>0</b>	<b>18,629,968</b>	<b>18,629,968</b>	

---

**CORE RECONCILIATION**


---

**MO DEPT. OF TRANSPORTATION**


---

**WORKERS' COMPENSATION**


---



---

**5. CORE RECONCILIATION**


---

	Budget Class	FTE	GR	Federal	Other	Total	Explanation
<b>TAFP AFTER VETOES</b>							
	PS	0.00	0	0	226,875	226,875	
	EE	0.00	0	0	7,964,796	7,964,796	
	<b>Total</b>	<b>0.00</b>	<b>0</b>	<b>0</b>	<b>8,191,671</b>	<b>8,191,671</b>	
<b>DEPARTMENT CORE REQUEST</b>							
	PS	0.00	0	0	226,875	226,875	
	EE	0.00	0	0	7,964,796	7,964,796	
	<b>Total</b>	<b>0.00</b>	<b>0</b>	<b>0</b>	<b>8,191,671</b>	<b>8,191,671</b>	
<b>GOVERNOR'S RECOMMENDED CORE</b>							
	PS	0.00	0	0	226,875	226,875	
	EE	0.00	0	0	7,964,796	7,964,796	
	<b>Total</b>	<b>0.00</b>	<b>0</b>	<b>0</b>	<b>8,191,671</b>	<b>8,191,671</b>	

**DECISION ITEM DETAIL**

Budget Unit	FY 2022	FY 2022	FY 2023	FY 2023	FY 2024	FY 2024	*****	*****
Decision Item	ACTUAL	ACTUAL	BUDGET	BUDGET	DEPT REQ	DEPT REQ	SECURED	SECURED
Budget Object Class	DOLLAR	FTE	DOLLAR	FTE	DOLLAR	FTE	COLUMN	COLUMN
<b>RETIREMENT</b>								
<b>CORE</b>								
BENEFITS	128,517,663	0.00	164,673,058	0.00	164,673,058	0.00	0	0.00
<b>TOTAL - PS</b>	<b>128,517,663</b>	<b>0.00</b>	<b>164,673,058</b>	<b>0.00</b>	<b>164,673,058</b>	<b>0.00</b>	<b>0</b>	<b>0.00</b>
<b>GRAND TOTAL</b>	<b>\$128,517,663</b>	<b>0.00</b>	<b>\$164,673,058</b>	<b>0.00</b>	<b>\$164,673,058</b>	<b>0.00</b>	<b>\$0</b>	<b>0.00</b>
GENERAL REVENUE	\$0	0.00	\$0	0.00	\$0	0.00		0.00
FEDERAL FUNDS	\$352,976	0.00	\$471,191	0.00	\$471,191	0.00		0.00
OTHER FUNDS	\$128,164,687	0.00	\$164,201,867	0.00	\$164,201,867	0.00		0.00

**DECISION ITEM DETAIL**

Budget Unit	FY 2022	FY 2022	FY 2023	FY 2023	FY 2024	FY 2024	*****	*****
Decision Item	ACTUAL	ACTUAL	BUDGET	BUDGET	DEPT REQ	DEPT REQ	SECURED	SECURED
Budget Object Class	DOLLAR	FTE	DOLLAR	FTE	DOLLAR	FTE	COLUMN	COLUMN
<b>MEDICAL LIFE EAP</b>								
<b>CORE</b>								
BENEFITS	44,738,110	0.00	54,782,591	0.00	54,782,591	0.00	0	0.00
<b>TOTAL - PS</b>	<b>44,738,110</b>	<b>0.00</b>	<b>54,782,591</b>	<b>0.00</b>	<b>54,782,591</b>	<b>0.00</b>	<b>0</b>	<b>0.00</b>
MISCELLANEOUS EXPENSES	73,202	0.00	79,370	0.00	79,370	0.00	0	0.00
<b>TOTAL - EE</b>	<b>73,202</b>	<b>0.00</b>	<b>79,370</b>	<b>0.00</b>	<b>79,370</b>	<b>0.00</b>	<b>0</b>	<b>0.00</b>
<b>GRAND TOTAL</b>	<b>\$44,811,312</b>	<b>0.00</b>	<b>\$54,861,961</b>	<b>0.00</b>	<b>\$54,861,961</b>	<b>0.00</b>	<b>\$0</b>	<b>0.00</b>
<b>GENERAL REVENUE</b>	<b>\$0</b>	<b>0.00</b>	<b>\$0</b>	<b>0.00</b>	<b>\$0</b>	<b>0.00</b>		<b>0.00</b>
<b>FEDERAL FUNDS</b>	<b>\$114,178</b>	<b>0.00</b>	<b>\$118,684</b>	<b>0.00</b>	<b>\$118,684</b>	<b>0.00</b>		<b>0.00</b>
<b>OTHER FUNDS</b>	<b>\$44,697,134</b>	<b>0.00</b>	<b>\$54,743,277</b>	<b>0.00</b>	<b>\$54,743,277</b>	<b>0.00</b>		<b>0.00</b>

**DECISION ITEM DETAIL**

Budget Unit	FY 2022	FY 2022	FY 2023	FY 2023	FY 2024	FY 2024	*****	*****
Decision Item	ACTUAL	ACTUAL	BUDGET	BUDGET	DEPT REQ	DEPT REQ	SECURED	SECURED
Budget Object Class	DOLLAR	FTE	DOLLAR	FTE	DOLLAR	FTE	COLUMN	COLUMN
<b>RETIREE BENEFITS</b>								
<b>CORE</b>								
MISCELLANEOUS EXPENSES	17,192,514	0.00	18,629,968	0.00	18,629,968	0.00	0	0.00
<b>TOTAL - EE</b>	<b>17,192,514</b>	<b>0.00</b>	<b>18,629,968</b>	<b>0.00</b>	<b>18,629,968</b>	<b>0.00</b>	<b>0</b>	<b>0.00</b>
<b>GRAND TOTAL</b>	<b>\$17,192,514</b>	<b>0.00</b>	<b>\$18,629,968</b>	<b>0.00</b>	<b>\$18,629,968</b>	<b>0.00</b>	<b>\$0</b>	<b>0.00</b>
GENERAL REVENUE	\$0	0.00	\$0	0.00	\$0	0.00		0.00
FEDERAL FUNDS	\$0	0.00	\$0	0.00	\$0	0.00		0.00
OTHER FUNDS	\$17,192,514	0.00	\$18,629,968	0.00	\$18,629,968	0.00		0.00

**DECISION ITEM DETAIL**

Budget Unit	FY 2022	FY 2022	FY 2023	FY 2023	FY 2024	FY 2024	*****	*****
Decision Item	ACTUAL	ACTUAL	BUDGET	BUDGET	DEPT REQ	DEPT REQ	SECURED	SECURED
Budget Object Class	DOLLAR	FTE	DOLLAR	FTE	DOLLAR	FTE	COLUMN	COLUMN
<b>WORKERS' COMPENSATION</b>								
<b>CORE</b>								
BENEFITS	0	0.00	226,875	0.00	226,875	0.00	0	0.00
<b>TOTAL - PS</b>	<b>0</b>	<b>0.00</b>	<b>226,875</b>	<b>0.00</b>	<b>226,875</b>	<b>0.00</b>	<b>0</b>	<b>0.00</b>
MISCELLANEOUS EXPENSES	7,500,000	0.00	7,964,796	0.00	7,964,796	0.00	0	0.00
<b>TOTAL - EE</b>	<b>7,500,000</b>	<b>0.00</b>	<b>7,964,796</b>	<b>0.00</b>	<b>7,964,796</b>	<b>0.00</b>	<b>0</b>	<b>0.00</b>
<b>GRAND TOTAL</b>	<b>\$7,500,000</b>	<b>0.00</b>	<b>\$8,191,671</b>	<b>0.00</b>	<b>\$8,191,671</b>	<b>0.00</b>	<b>\$0</b>	<b>0.00</b>
<b>GENERAL REVENUE</b>	<b>\$0</b>	<b>0.00</b>	<b>\$0</b>	<b>0.00</b>	<b>\$0</b>	<b>0.00</b>		<b>0.00</b>
<b>FEDERAL FUNDS</b>	<b>\$0</b>	<b>0.00</b>	<b>\$0</b>	<b>0.00</b>	<b>\$0</b>	<b>0.00</b>		<b>0.00</b>
<b>OTHER FUNDS</b>	<b>\$7,500,000</b>	<b>0.00</b>	<b>\$8,191,671</b>	<b>0.00</b>	<b>\$8,191,671</b>	<b>0.00</b>		<b>0.00</b>



## PROGRAM DESCRIPTION

Department of Transportation

HB Section: 4.405, 4.410, 4.415, 4.420

Program Name: Department Wide

Program is found in the following core budget(s): Fringe Benefits

**1a. What strategic priority does this program address?**

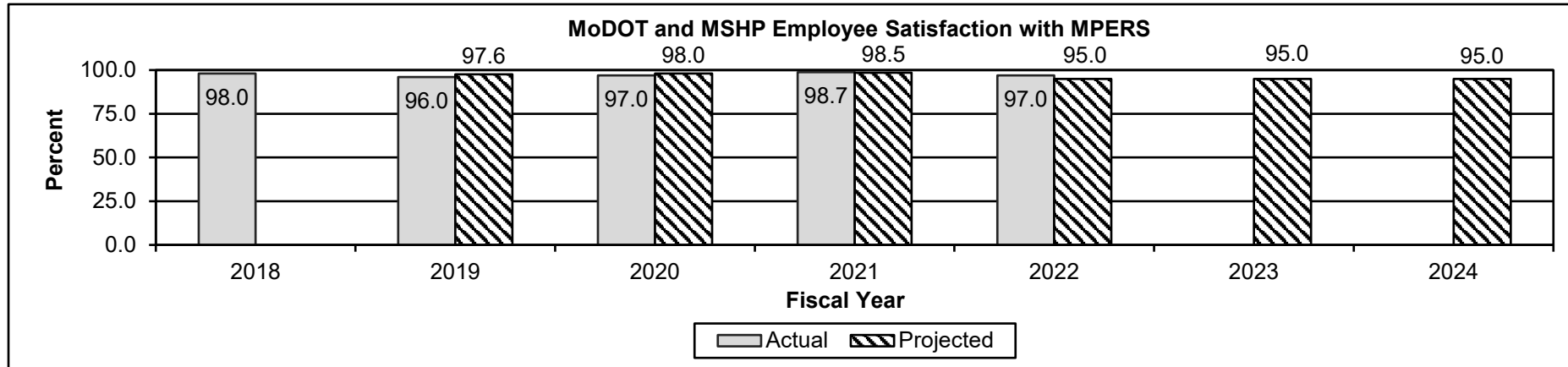
Service - providing outstanding customer service, delivering efficient and innovative transportation projects and operating a reliable transportation system

**1b. What does this program do?**

This program is for the continuation of the core fringe benefits within MoDOT. The personal services fringe benefits include retirement and long term disability (LTD) contributions and medical and life insurance. The expense and equipment fringe benefits include medical insurance for retirees, workers' compensation and the Employee Assistance Program (EAP).

**2a. Provide an activity measure(s) for the program.**

As of June 30, 2022 there were 4,399 active MoDOT employees, 4,724 retirees and 8,022 MoDOT dependents enrolled in the MoDOT/MSHP Medical Plan. MoDOT estimates approximately 200 employees will retire in calendar year 2022. As of June 30, 2022, there were 4,629 active MoDOT employees in the MoDOT and Patrol Employees' Retirement System (MPERS) retirement plan.

**2b. Provide a measure(s) of the program's quality.**

This chart shows the percent of employees who rated their satisfactions with MPERS as excellent. Data is collected through an online survey emailed to employees immediately after their interactions with MPERS. This measure includes all interactions with MPERS, including phone calls, emails, office visits, etc. The data through fiscal year 2020 represents office visits only. However, in fiscal year 2021, there were essentially no office visits due to the pandemic. As a result, this measure has been changed to a more comprehensive measurement of customer satisfaction with MPERS. The projections are based on MPERS goal of realizing outcomes of 95 percent satisfaction.

## PROGRAM DESCRIPTION

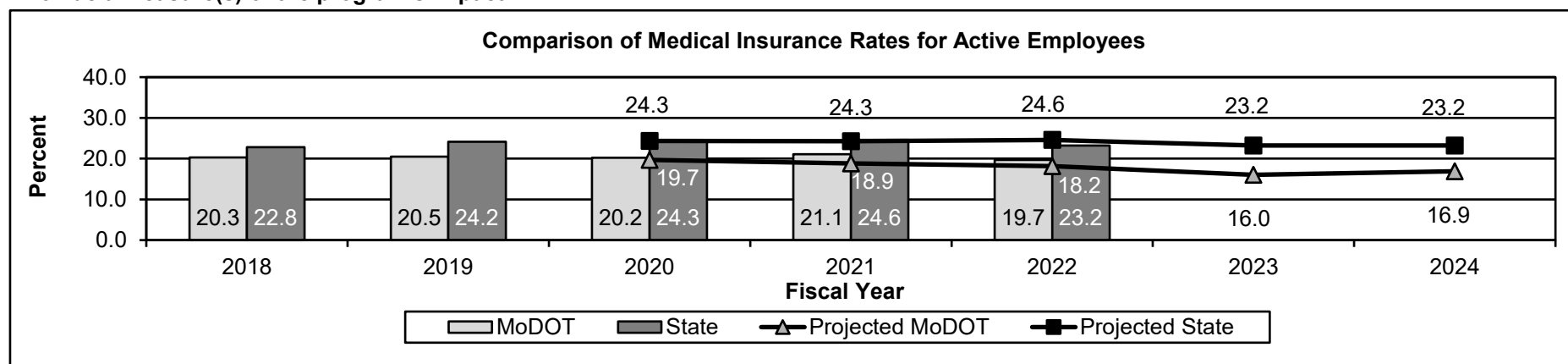
Department of Transportation

HB Section: 4.405, 4.410, 4.415, 4.420

Program Name: Department Wide

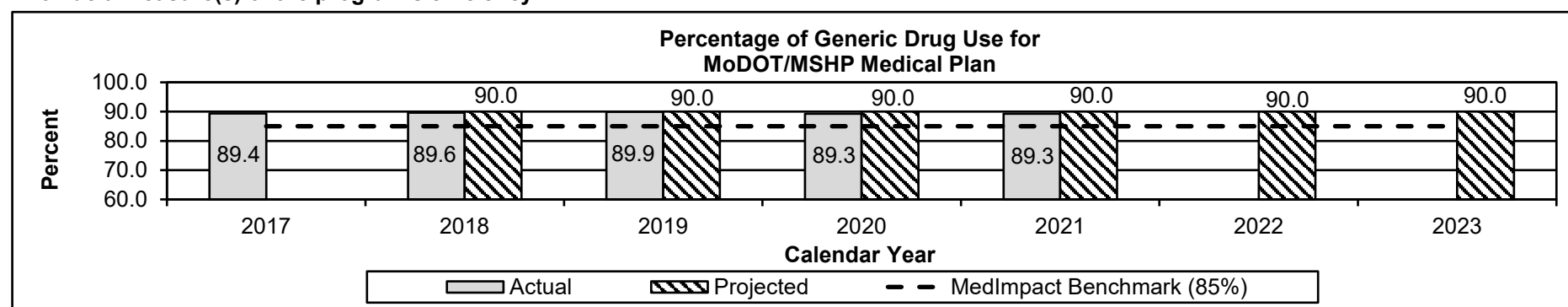
Program is found in the following core budget(s): Fringe Benefits

2c. Provide a measure(s) of the program's impact.



MoDOT's medical insurance rates are calculated by dividing premium contributions by personal service costs. The medical insurance rate from the state are provided in the annual budget instructions. The projections for MoDOT's medical insurance rates were calculated by dividing estimated premium contributions by budgeted personal services costs. The projections for the state's medical insurance rates were provided in the annual budget instructions.

2d. Provide a measure(s) of the program's efficiency.



Data is provided by the prescription drug administrator and shows the increased use of generic prescriptions among plan participants. The projections are based on a five percent increase from the benchmark data provided by MedImpact.

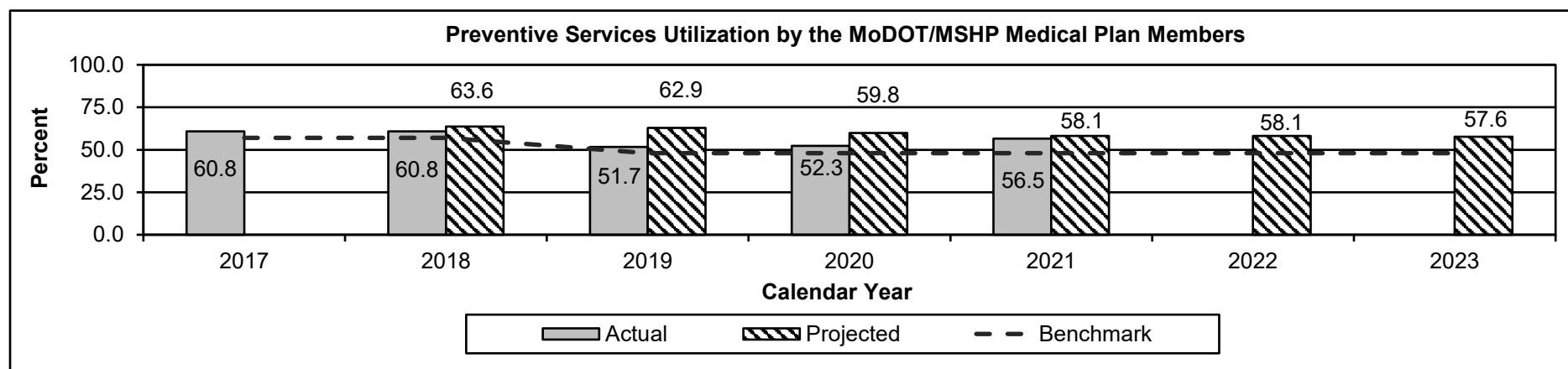
## PROGRAM DESCRIPTION

Department of Transportation

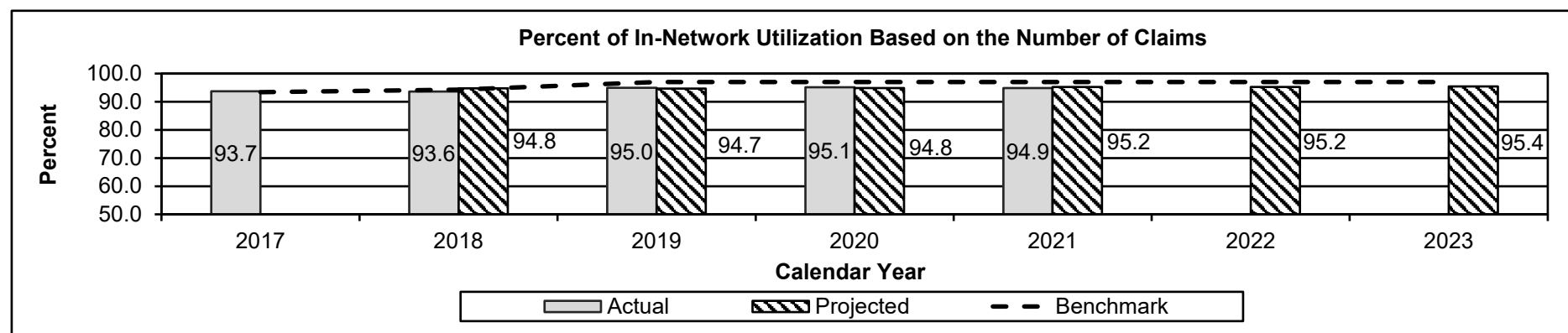
HB Section: 4.405, 4.410, 4.415, 4.420

Program Name: Department Wide

Program is found in the following core budget(s): Fringe Benefits



Preventive services primarily include annual physical exams and routine immunizations, but can also include recommended procedures such as colonoscopies and mammograms. The benchmark is set by the medical provider. The projections were established by averaging the last five years and projecting a 1.5 percent improvement.



The projections were established by averaging the last five years and projecting a one percent improvement. The benchmark is set by the medical provider.

## PROGRAM DESCRIPTION

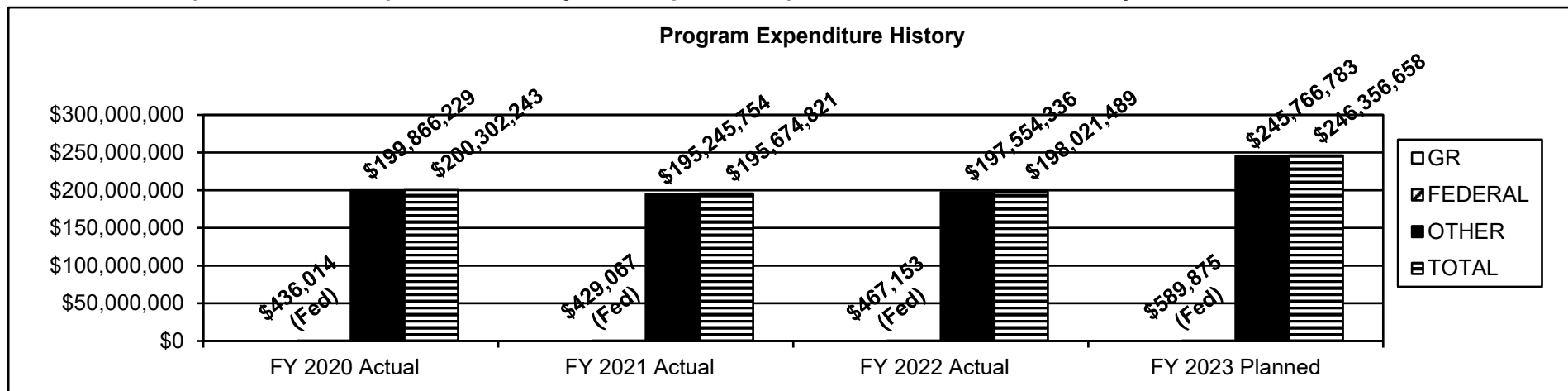
Department of Transportation

HB Section: 4.405, 4.410, 4.415, 4.420

Program Name: Department Wide

Program is found in the following core budget(s): Fringe Benefits

3. Provide actual expenditures for the prior three fiscal years and planned expenditures for the current fiscal year.



4. What are the sources of the "Other" funds?

State Road Fund (0320), Railroad Expense Fund (0659), State Transportation Fund (0675) and Aviation Trust Fund (0952)

5. What is the authorization for this program, i.e., federal or state statute, etc.? (Include the federal program number, if applicable.)

Article IV, Section 30(b) and (c), MO Constitution, Title 23 USC 130, 400-411, Title 49 USC (various programs), 33.546, 226.220, 226.225, 305.230 and 622.015, RSMo.

6. Are there federal matching requirements? If yes, please explain.

No

7. Is this a federally mandated program? If yes, please explain.

Yes, this program is a federal mandate under the Affordable Care Act (ACA).



## NEW DECISION ITEM

RANK: 11 OF 28

Department of Transportation					Budget Unit: <u>Multiple</u>				
Division: Department Wide									
Core: Fringe Benefits Expansion NDI      DI# 1605015					HB Section: <u>4.415, 4.420</u>				
<b>1. CORE FINANCIAL SUMMARY</b>									
FY 2024 Budget Request					FY 2024 Governor's Recommendation				
	GR	Federal	Other	Total		GR	Federal	Other	Total
PS	0	0	1,110,000	1,110,000	PS	0	0	0	0
EE	0	0	0	0	EE	0	0	0	0
PSD	0	0	0	0	PSD	0	0	0	0
TRF	0	0	0	0	TRF	0	0	0	0
<b>Total</b>	<b>0</b>	<b>0</b>	<b>1,110,000</b>	<b>1,110,000</b>	<b>Total</b>	<b>0</b>	<b>0</b>	<b>0</b>	<b>0</b>
<b>FTE</b>	<b>0.00</b>	<b>0.00</b>	<b>0.00</b>	<b>0.00</b>	<b>FTE</b>	<b>0.00</b>	<b>0.00</b>	<b>0.00</b>	<b>0.00</b>
<b>HB 4</b>	0	0	1,110,000	1,110,000	<b>HB 4</b>	0	0	0	0
<b>HB 5</b>	0	0	0	0	<b>HB 5</b>	0	0	0	0
Note: Fringes budgeted in House Bill 5 except for certain fringes budgeted directly to MoDOT, Highway Patrol, and Conservation.					Note: Fringes budgeted in House Bill 5 except for certain fringes budgeted directly to MoDOT, Highway Patrol, and Conservation.				
Other Funds: State Road Fund (0320)					Other Funds:				
Non-Counts:					Non-Counts:				
<b>2. THIS REQUEST CAN BE CATEGORIZED AS:</b>									
<input type="checkbox"/> New Legislation		<input type="checkbox"/> New Program			<input type="checkbox"/> Fund Switch				
<input type="checkbox"/> Federal Mandate		<input type="checkbox"/> Program Expansion			<input type="checkbox"/> Cost to Continue				
<input type="checkbox"/> GR Pick-Up		<input type="checkbox"/> Space Request			<input type="checkbox"/> Equipment Replacement				
<input checked="" type="checkbox"/> Pay Plan		<input type="checkbox"/> Other: _____							
<b>3. WHY IS THIS FUNDING NEEDED? PROVIDE AN EXPLANATION FOR ITEMS CHECKED IN #2. INCLUDE THE FEDERAL OR STATE STATUTORY OR CONSTITUTIONAL AUTHORIZATION FOR THIS PROGRAM.</b>									
This item is for increases in retiree medical and workers' compensation due to rising costs. MoDOT's share of monthly medical insurance premiums for its retirees ranges from \$189 to \$892 for calendar year 2022 for employees who retired prior to January 1, 2015. The state contribution for employees who retired on or after January 1, 2015 is two percent per year of service, with a maximum state share of 50 percent. Workers' compensation is based upon the most current actuarial study of the workers' compensation plan conducted by the actuary.									

## NEW DECISION ITEM

RANK: 11 OF 28

Department of Transportation	Budget Unit: <u>Multiple</u>
Division: Department Wide	
Core: Fringe Benefits Expansion NDI      DI# 1605015	HB Section: <u>4.415, 4.420</u>

The Department's request for the fiscal year 2024 Fringe Benefits Expansion by fund is as follows:

	Workers' Compensation	Retiree Medical Insurance	Total
State Road Fund	\$1,000,000	\$110,000	\$1,110,000
<b>Total Fringe Benefits</b>	<b>\$1,000,000</b>	<b>\$110,000</b>	<b>\$1,110,000</b>

**4. DESCRIBE THE DETAILED ASSUMPTIONS USED TO DERIVE THE SPECIFIC REQUESTED AMOUNT. (How did you determine that the requested number of FTE were appropriate? From what source or standard did you derive the requested levels of funding? Were alternatives such as outsourcing or automation considered? If based on new legislation, does request tie to TAFP fiscal note? If not, explain why. Detail which portions of the request are one-times and how those amounts were calculated.)**

This increase is due to rising costs and an increased number of claims.

## NEW DECISION ITEM

RANK: 11 OF 28

Department of Transportation				Budget Unit: Multiple					
Division: Department Wide									
Core: Fringe Benefits Expansion NDI		DI# 1605015		HB Section: 4.415, 4.420					
5. BREAK DOWN THE REQUEST BY BUDGET OBJECT CLASS, JOB CLASS, AND FUND SOURCE. IDENTIFY ONE-TIME COSTS.									
	Dept Req GR DOLLARS	Dept Req GR FTE	Dept Req FED DOLLARS	Dept Req FED FTE	Dept Req OTHER DOLLARS	Dept Req OTHER FTE	Dept Req TOTAL DOLLARS	Dept Req TOTAL FTE	Dept Req One-Time DOLLAR
Workers' Compensation					1,000,000		1,000,000		
Retiree Medical Insurance					110,000		110,000	0.0	
Total PS	0	0.0	0	0.0	1,110,000	0.0	1,110,000	0.0	0
							0		
							0		
							0		
Total EE	0		0		0		0		0
Program Distributions							0		
Total PSD	0		0		0		0		0
Transfers									
Total TRF	0		0		0		0		0
Grand Total	0	0.0	0	0.0	1,110,000	0.0	1,110,000	0.0	0



## NEW DECISION ITEM

RANK: 11 OF 28

Department of Transportation

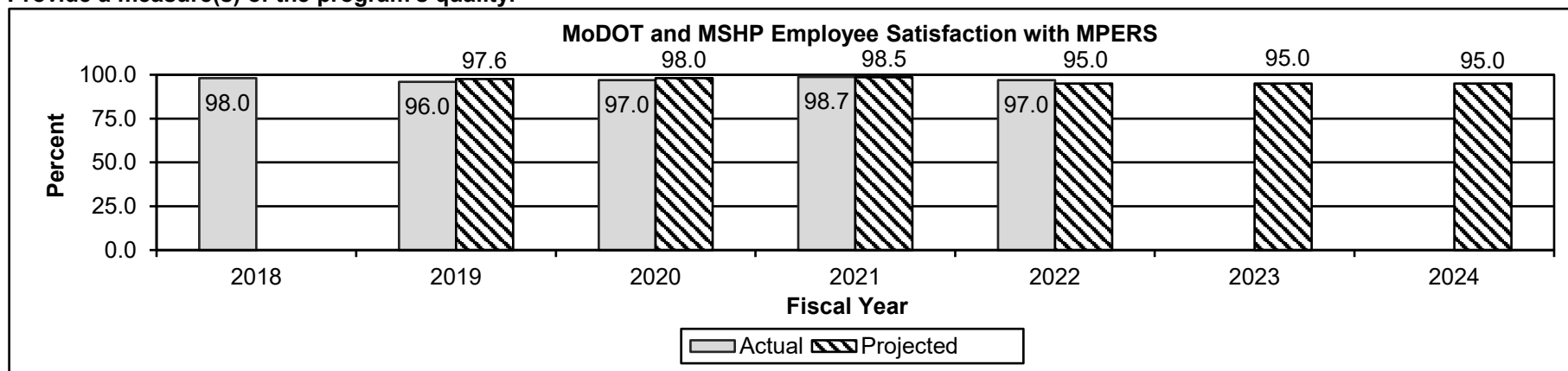
Budget Unit: Multiple

Division: Department Wide

Core: Fringe Benefits Expansion NDI DI# 1605015

HB Section: 4.415, 4.420**6. PERFORMANCE MEASURES (If new decision item has an associated core, separately identify projected performance with & without additional funding.)****6a. Provide an activity measure(s) for the program.**

As of June 30, 2022 there were 4,399 active MoDOT employees, 4,724 retirees and 8,022 MoDOT dependents enrolled in the MoDOT/MSHP Medical Plan. MoDOT estimates approximately 200 employees will retire in calendar year 2022. As of June 30, 2022, there were 4,629 active MoDOT employees in the MoDOT and Patrol Employees' Retirement System (MPERS) retirement plan.

**6b. Provide a measure(s) of the program's quality.**

This chart shows the percent of employees who rated their satisfactions with MPERS as excellent. Data is collected through an online survey emailed to employees immediately after their interactions with MPERS. This measure includes all interactions with MPERS, including phone calls, emails, office visits, etc. The data through fiscal year 2020 represents office visits only. However, in fiscal year 2021, there were essentially no office visits due to the pandemic. As a result, this measure has been changed to a more comprehensive measurement of customer satisfaction with MPERS. The projections are based on MPERS goal of realizing outcomes of 95 percent satisfaction.

## NEW DECISION ITEM

RANK: 11 OF 28

Department of Transportation

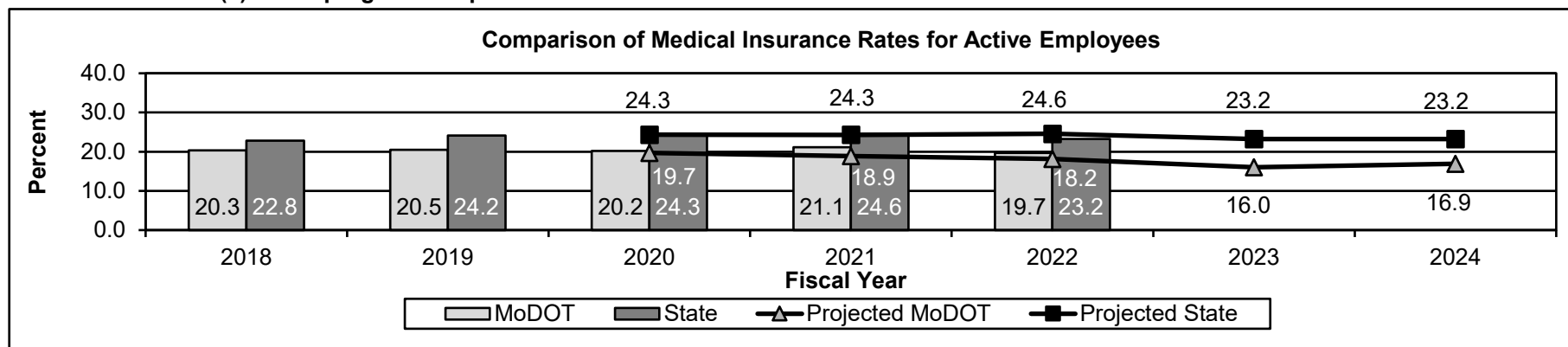
Budget Unit: Multiple

Division: Department Wide

Core: Fringe Benefits Expansion NDI DI# 1605015

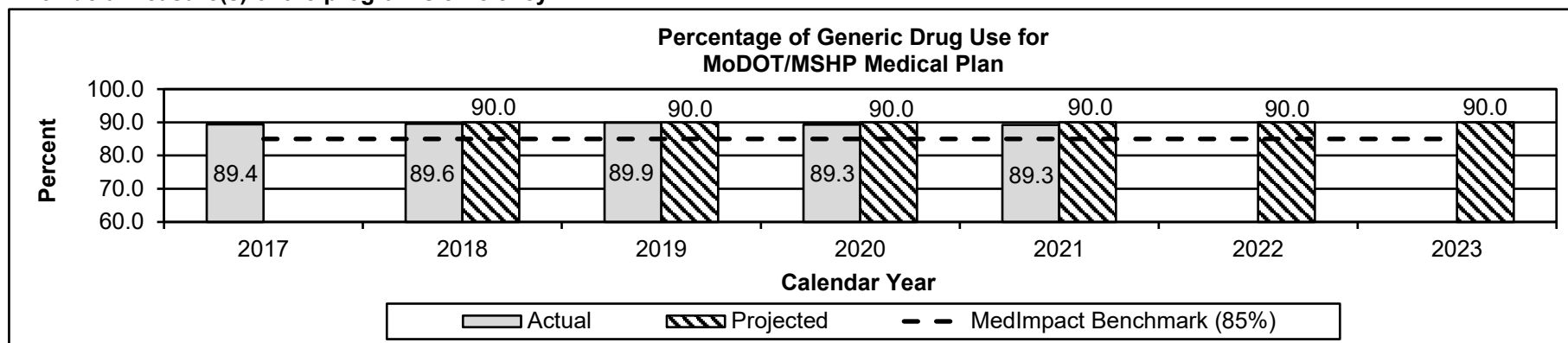
HB Section: 4.415, 4.420

6c. Provide a measure(s) of the program's impact.



MoDOT's medical insurance rates are calculated by dividing premium contributions by personal service costs. The medical insurance rates from the state are provided in the annual budget instructions. The projections for MoDOT's medical insurance rates were calculated by dividing estimated premium contributions by budgeted personal services costs. The projections for the state's medical insurance rates were provided in the annual budget instructions.

6d. Provide a measure(s) of the program's efficiency.



Data is provided by the prescription drug administrator and shows the increased use of generic prescriptions among plan participants. The projections are based on a five percent increase from the benchmark data provided by MedImpact.

## NEW DECISION ITEM

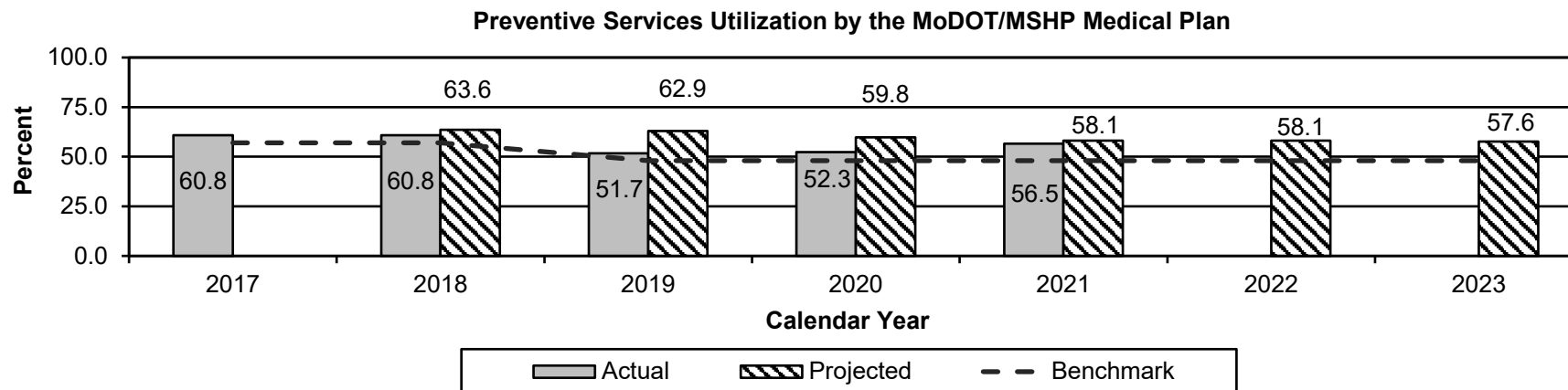
RANK: 11 OF 28

Department of Transportation

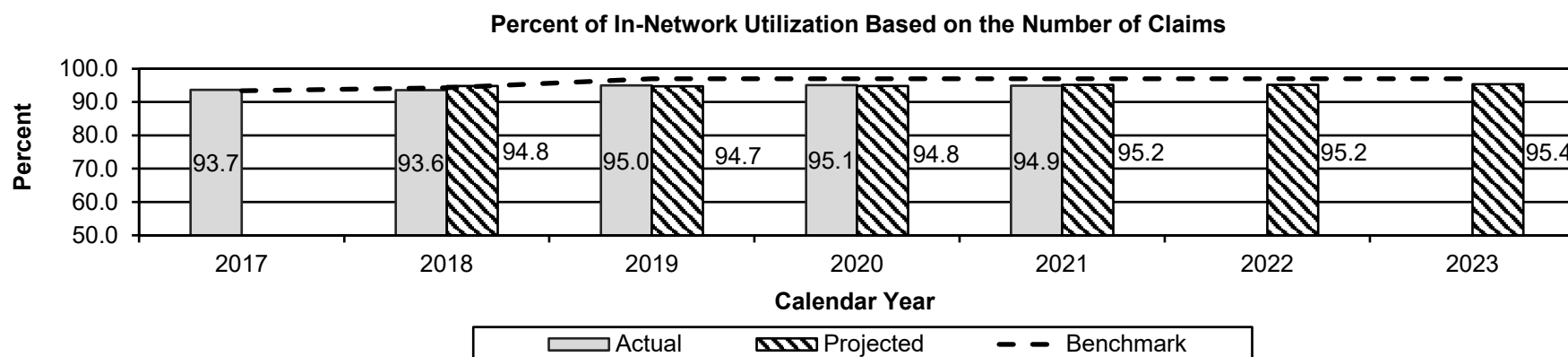
Budget Unit: Multiple

Division: Department Wide

Core: Fringe Benefits Expansion NDI DI# 1605015

HB Section: 4.415, 4.420

Preventive services primarily include annual physical exams and routine immunizations, but can also include recommended procedures such as colonoscopies and mammograms. The benchmark is set by the medical provider. The projections were established by averaging the last five years and projecting a 1.5 percent improvement.



The projections were established by averaging the last five years and projecting a one percent improvement. The benchmark is set by the medical provider.

## NEW DECISION ITEM

RANK: 11 OF 28Department of TransportationBudget Unit: MultipleDivision: Department WideCore: Fringe Benefits Expansion NDI DI# 1605015HB Section: 4.415, 4.420**7. STRATEGIES TO ACHIEVE THE PERFORMANCE MEASUREMENT TARGETS:**

The desired outcome is to provide adequate funding due to increases in retiree medical costs and workers' compensation premiums.

**DECISION ITEM DETAIL**

Budget Unit	FY 2022	FY 2022	FY 2023	FY 2023	FY 2024	FY 2024	*****	*****
Decision Item	ACTUAL	ACTUAL	BUDGET	BUDGET	DEPT REQ	DEPT REQ	SECURED	SECURED
Budget Object Class	DOLLAR	FTE	DOLLAR	FTE	DOLLAR	FTE	COLUMN	COLUMN
<b>RETIREE BENEFITS</b>								
Fringe Benefits NDI - 1605015								
BENEFITS	0	0.00	0	0.00	110,000	0.00	0	0.00
TOTAL - PS	0	0.00	0	0.00	110,000	0.00	0	0.00
GRAND TOTAL	\$0	0.00	\$0	0.00	\$110,000	0.00	\$0	0.00
GENERAL REVENUE	\$0	0.00	\$0	0.00	\$0	0.00		0.00
FEDERAL FUNDS	\$0	0.00	\$0	0.00	\$0	0.00		0.00
OTHER FUNDS	\$0	0.00	\$0	0.00	\$110,000	0.00		0.00

**DECISION ITEM DETAIL**

Budget Unit	FY 2022	FY 2022	FY 2023	FY 2023	FY 2024	FY 2024	*****	*****
Decision Item	ACTUAL	ACTUAL	BUDGET	BUDGET	DEPT REQ	DEPT REQ	SECURED	SECURED
Budget Object Class	DOLLAR	FTE	DOLLAR	FTE	DOLLAR	FTE	COLUMN	COLUMN
<b>WORKERS' COMPENSATION</b>								
<b>Fringe Benefits NDI - 1605015</b>								
MISCELLANEOUS EXPENSES	0	0.00	0	0.00	1,000,000	0.00	0	0.00
<b>TOTAL - EE</b>	<b>0</b>	<b>0.00</b>	<b>0</b>	<b>0.00</b>	<b>1,000,000</b>	<b>0.00</b>	<b>0</b>	<b>0.00</b>
<b>GRAND TOTAL</b>	<b>\$0</b>	<b>0.00</b>	<b>\$0</b>	<b>0.00</b>	<b>\$1,000,000</b>	<b>0.00</b>	<b>\$0</b>	<b>0.00</b>
<b>GENERAL REVENUE</b>	<b>\$0</b>	<b>0.00</b>	<b>\$0</b>	<b>0.00</b>	<b>\$0</b>	<b>0.00</b>		<b>0.00</b>
<b>FEDERAL FUNDS</b>	<b>\$0</b>	<b>0.00</b>	<b>\$0</b>	<b>0.00</b>	<b>\$0</b>	<b>0.00</b>		<b>0.00</b>
<b>OTHER FUNDS</b>	<b>\$0</b>	<b>0.00</b>	<b>\$0</b>	<b>0.00</b>	<b>\$1,000,000</b>	<b>0.00</b>		<b>0.00</b>

*This page left blank intentionally.*





## DECISION ITEM SUMMARY

Budget Unit								
Decision Item	FY 2022	FY 2022	FY 2023	FY 2023	FY 2024	FY 2024	*****	*****
Budget Object Summary	ACTUAL	ACTUAL	BUDGET	BUDGET	DEPT REQ	DEPT REQ	SECURED	SECURED
Fund	DOLLAR	FTE	DOLLAR	FTE	DOLLAR	FTE	COLUMN	COLUMN
<b>ADMINISTRATION</b>								
<b>CORE</b>								
PERSONAL SERVICES								
STATE ROAD	17,949,053	316.66	21,146,543	346.57	21,146,543	346.57	0	0.00
TOTAL - PS	17,949,053	316.66	21,146,543	346.57	21,146,543	346.57	0	0.00
EXPENSE & EQUIPMENT								
MULTIMODAL OPERATIONS FEDERAL	5,000	0.00	5,000	0.00	5,000	0.00	0	0.00
STATE ROAD	2,703,282	0.00	6,429,448	0.00	6,426,948	0.00	0	0.00
RAILROAD EXPENSE	5,000	0.00	5,000	0.00	5,000	0.00	0	0.00
TOTAL - EE	2,713,282	0.00	6,439,448	0.00	6,436,948	0.00	0	0.00
<b>TOTAL</b>	<b>20,662,335</b>	<b>316.66</b>	<b>27,585,991</b>	<b>346.57</b>	<b>27,583,491</b>	<b>346.57</b>	<b>0</b>	<b>0.00</b>
<b>Pay Plan-Market Plan-PS - 1605006</b>								
PERSONAL SERVICES								
STATE ROAD	0	0.00	0	0.00	433,794	0.00	0	0.00
TOTAL - PS	0	0.00	0	0.00	433,794	0.00	0	0.00
<b>TOTAL</b>	<b>0</b>	<b>0.00</b>	<b>0</b>	<b>0.00</b>	<b>433,794</b>	<b>0.00</b>	<b>0</b>	<b>0.00</b>
<b>Travel Costs NDI - 1605028</b>								
EXPENSE & EQUIPMENT								
STATE ROAD	0	0.00	0	0.00	209,223	0.00	0	0.00
TOTAL - EE	0	0.00	0	0.00	209,223	0.00	0	0.00
<b>TOTAL</b>	<b>0</b>	<b>0.00</b>	<b>0</b>	<b>0.00</b>	<b>209,223</b>	<b>0.00</b>	<b>0</b>	<b>0.00</b>
<b>Administration PS NDI - 1605032</b>								
PERSONAL SERVICES								
STATE ROAD	0	0.00	0	0.00	239,604	0.00	0	0.00
TOTAL - PS	0	0.00	0	0.00	239,604	0.00	0	0.00
<b>TOTAL</b>	<b>0</b>	<b>0.00</b>	<b>0</b>	<b>0.00</b>	<b>239,604</b>	<b>0.00</b>	<b>0</b>	<b>0.00</b>
<b>GRAND TOTAL</b>	<b>\$20,662,335</b>	<b>316.66</b>	<b>\$27,585,991</b>	<b>346.57</b>	<b>\$28,466,112</b>	<b>346.57</b>	<b>\$0</b>	<b>0.00</b>

*This page left blank intentionally.*

## CORE DECISION ITEM

<b>Department of Transportation</b>	<b>Budget Unit: Administration</b>
<b>Division: Administration</b>	
<b>Core: Administration</b>	<b>HB Section: 4.400</b>

## 1. CORE FINANCIAL SUMMARY

	FY 2024 Budget Request			
	GR	Federal	Other	Total
PS	0	0	21,146,543	21,146,543
EE	0	5,000	6,431,948	6,436,948
PSD	0	0	0	0
TRF	0	0	0	0
<b>Total</b>	<b>0</b>	<b>5,000</b>	<b>27,578,491</b>	<b>27,583,491</b>

<b>FTE</b>	<b>0.00</b>	<b>0.00</b>	<b>346.57</b>	<b>346.57</b>
<b>HB 4</b>	<b>0</b>	<b>0</b>	<b>35,282,330</b>	<b>35,282,330</b>
<b>HB 5</b>	<b>0</b>	<b>0</b>	<b>1,628,284</b>	<b>1,628,284</b>

*Note: Fringes budgeted in House Bill 5 except for certain fringes budgeted directly to MoDOT, Highway Patrol, and Conservation.*

	FY 2024 Governor's Recommendation			
	GR	Federal	Other	Total
PS	0	0	0	0
EE	0	0	0	0
PSD	0	0	0	0
TRF	0	0	0	0
<b>Total</b>	<b>0</b>	<b>0</b>	<b>0</b>	<b>0</b>

<b>FTE</b>	<b>0.00</b>	<b>0.00</b>	<b>0.00</b>	<b>0.00</b>
<b>HB 4</b>	<b>0</b>	<b>0</b>	<b>0</b>	<b>0</b>
<b>HB 5</b>	<b>0</b>	<b>0</b>	<b>0</b>	<b>0</b>

*Note: Fringes budgeted in House Bill 5 except for certain fringes budgeted directly to MoDOT, Highway Patrol, and Conservation.*

Other Funds: State Road Fund (0320), Railroad Expense Fund (0659)

Other Funds:

## 2. CORE DESCRIPTION

The appropriations included in this core represent the administrative costs to support the Missouri Department of Transportation (MoDOT) in its mission. According to the Reason Foundation's 26th Annual Highway Report, which was released in November 2021, MoDOT has the 13th lowest administrative disbursements per state controlled mile in the United States. This core decision item includes organizational dues.

## 3. PROGRAM LISTING (list programs included in this core funding)

Executive management and related support (divisions, units, district engineers and assistant district engineers)  
Financial Services  
Audits and Investigations  
Communications  
Equal Opportunity and Diversity

Governmental Relations  
Human Resources  
Legal Activities at Central Office  
Organizational Dues

## CORE DECISION ITEM

Department of Transportation

Division: Administration

Core: Administration

Budget Unit: Administration

HB Section: 4.400

## 4. FINANCIAL HISTORY

	FY 2020 Actual	FY 2021 Actual	FY 2022 Actual	FY 2023 Current Yr.
Appropriation (All Funds)	35,685,352	25,886,579	26,081,176	27,895,991
Less Reverted (All Funds)	0	0	0	N/A
Less Restricted (All Funds)	0	0	0	N/A
Budget Authority (All Funds)	35,685,352	25,886,579	26,081,176	N/A
Actual Expenditures (All Funds)	26,143,161	18,680,601	20,665,140	N/A
Unexpended (All Funds)	9,542,191	7,205,978	5,416,036	N/A
Unexpended, by Fund:				
General Revenue	0	0	0	N/A
Federal	0	0	0	N/A
Other	9,542,191	7,205,978	5,416,036	N/A
	(1)	(1)	(1)	

\*Restricted amount is N/A

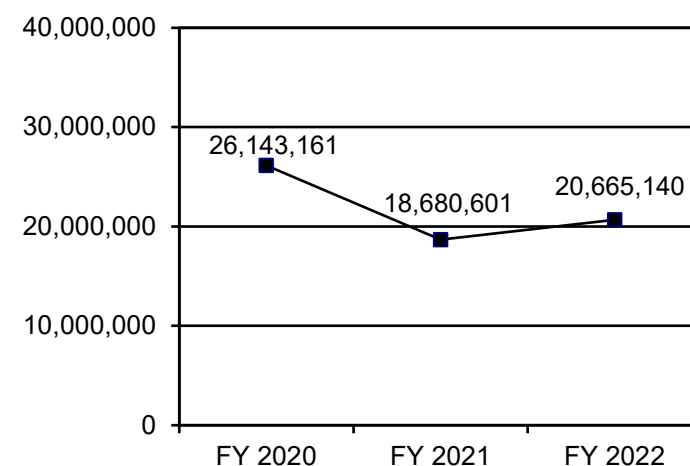
Reverted includes Governor's standard three percent reserve (when applicable).

Restricted includes any extraordinary expenditure restrictions (when applicable).

**NOTES:** (1) The unexpended balance includes funds committed through purchase orders for items and services ordered, but not received by the end of the fiscal year. The following table breaks out these amounts by fiscal year.

	FY 2020	FY 2021	FY 2022
Purchase Orders	\$339,132	\$310,984	\$301,787

Actual Expenditures (All Funds)



## FLEXIBILITY REQUEST FORM

<b>BUDGET UNIT NUMBER:</b>	Multiple	<b>DEPARTMENT:</b>	Missouri Department of Transportation (MoDOT)
<b>BUDGET UNIT NAME:</b>	Multiple	<b>DIVISION:</b>	Department Wide
<b>HOUSE BILL SECTION:</b>	4.400, 4.405, 4.410, 4.415, 4.420, 4.425, 4.450, 4.460, 4.475		

**1. Provide the amount by fund of personal service flexibility and the amount by fund of expense and equipment flexibility you are requesting in dollar and percentage terms and explain why the flexibility is needed. If flexibility is being requested among divisions, provide the amount by fund of flexibility you are requesting in dollar and percentage terms and explain why the flexibility is needed.**

## DEPARTMENT REQUEST

The department is requesting 20 percent flexibility between personal services, fringe benefits and expense and equipment for fiscal year 2024. This flexibility allows MoDOT to provide services in the most efficient and reliable manner without artificially increasing appropriation authority.

**2. Estimate how much flexibility will be used for the budget year. How much flexibility was used in the Prior Year Budget and the Current Year Budget? Please specify the amount.**

PRIOR YEAR ACTUAL AMOUNT OF FLEXIBILITY USED	CURRENT YEAR ESTIMATED AMOUNT OF FLEXIBILITY THAT WILL BE USED	BUDGET REQUEST ESTIMATED AMOUNT OF FLEXIBILITY THAT WILL BE USED
In fiscal year 2022, MoDOT used \$7,000 of flexibility in the State Transportation Fund, or 7.0 percent, and \$375 of flexibility in the Multimodal Federal Fund, or 0.2 percent, from retirement to medical and life insurance.	The General Assembly approved 20 percent flexibility between all MoDOT personal services and expense and equipment appropriations in fiscal year 2023; however, the amount of flexibility that will be used is unknown.	The department is requesting 20 percent flexibility between personal services, fringe benefits and expense and equipment appropriations, as needed.

**3. Please explain how flexibility was used in the prior and/or current years.**

Prior Year Explain Actual Use	Current Year Explain Planned Use
The flexibility was used to pay for medical and life insurance fringe benefits for the remainder of the year.	N/A - Flexibility has not yet been used in the current year.

**FY 2024  
Flexibility Requests**

MISSOURI DEPARTMENT OF TRANSPORTATION (MoDOT)							
						FLEXIBILITY	
HB	APPROP	APPROP NAME	FUND	FUND	FY 23 APPROP AMT	FY 23 TAFP	FY 24 REQUESTED
4.400	7435	ADMINISTRATION PS-0320	0320	OTHER	\$21,146,543	20% (PS & E&E)	20% (PS, FB & E&E)
4.400	7436	ADMINISTRATION E&E-0320	0320	OTHER	\$6,359,448	20% (PS & E&E)	20% (PS, FB & E&E)
4.400	9168	ORGANIZATIONAL DUES-0320	0320	OTHER	\$70,000	20% (PS & E&E)	20% (PS, FB & E&E)
4.400	9169	ORGANIZATIONAL DUES-0126	0126	FED	\$5,000	20% (PS & E&E)	20% (PS, FB & E&E)
4.400	9170	ORGANIZATIONAL DUES-0659	0659	OTHER	\$5,000	20% (PS & E&E)	20% (PS, FB & E&E)
4.405	6428	RETIREMENT-0126	0126	FED	\$207,717	50% (FB)	20% (PS, FB & E&E), 50% (FB)
4.405	6429	RETIREMENT-0149	0149	FED	\$263,474	50% (FB)	20% (PS, FB & E&E), 50% (FB)
4.405	6430	RETIREMENT-0320	0320	OTHER	\$163,455,410	50% (FB)	20% (PS, FB & E&E), 50% (FB)
4.405	6431	RETIREMENT-0659	0659	OTHER	\$309,303	50% (FB)	20% (PS, FB & E&E), 50% (FB)
4.405	6432	RETIREMENT-0675	0675	OTHER	\$106,058	50% (FB)	20% (PS, FB & E&E), 50% (FB)
4.405	6433	RETIREMENT-0952	0952	OTHER	\$331,096	50% (FB)	20% (PS, FB & E&E), 50% (FB)
4.410	6434	MEDICAL LIFE EAP-0126	0126	FED	\$55,030	50% (FB)	20% (PS, FB & E&E), 50% (FB)
4.410	6435	MEDICAL LIFE EAP-0149	0149	FED	\$63,654	50% (FB)	20% (PS, FB & E&E), 50% (FB)
4.410	6436	MEDICAL LIFE EAP-0659	0659	OTHER	\$88,560	50% (FB)	20% (PS, FB & E&E), 50% (FB)
4.410	6437	MEDICAL LIFE EAP-0675	0675	OTHER	\$27,091	50% (FB)	20% (PS, FB & E&E), 50% (FB)
4.410	6438	MEDICAL LIFE EAP-0952	0952	OTHER	\$90,918	50% (FB)	20% (PS, FB & E&E), 50% (FB)
4.410	6439	MEDICAL LIFE EAP PS-0320	0320	OTHER	\$54,457,338	50% (FB)	20% (PS, FB & E&E), 50% (FB)

**FY 2024  
Flexibility Requests**

MISSOURI DEPARTMENT OF TRANSPORTATION (MoDOT)							
						FLEXIBILITY	
HB	APPROP	APPROP NAME	FUND	FUND	FY 23 APPROP AMT	FY 23 TAFP	FY 24 REQUESTED
4.410	6440	MEDICAL LIFE EAP E&E-0320	0320	OTHER	\$79,370	50% (FB)	20% (PS, FB & E&E), 50% (FB)
4.415	6441	RETIREE BENEFITS-0320	0320	OTHER	\$18,629,968	50% (FB)	20% (PS, FB & E&E), 50% (FB)
4.420	6442	WORKERS' COMPENSATION-0320	0320	OTHER	\$8,191,671	50% (FB)	20% (PS, FB & E&E), 50% (FB)
4.425	7440	PROGRAM DELIVERY PS-0320	0320	OTHER	\$81,754,475	20% (PS & E&E)	20% (PS, FB & E&E)
4.425	4402	PROGRAM DELIVERY E&E-0320	0320	OTHER	\$27,918,023	20% (PS & E&E)	20% (PS, FB & E&E)
4.455	6310	SAFETY AND OPERATIONS E&E-0149	0149	FED	\$55,384	20% (PS & E&E), 10% (PS & E&E)	20% (PS, FB & E&E), 10% (PS & E&E)
4.450	6311	SAFETY AND OPERATIONS E&E-0246	0246	OTHER	\$250,000	20% (PS & E&E), 10% (PS & E&E)	20% (PS, FB & E&E), 10% (PS & E&E)
4.450	4399	SAFETY AND OPERATIONS E&E-0320	0320	OTHER	\$253,488,236	20% (PS & E&E), 10% (PS & E&E)	20% (PS, FB & E&E), 10% (PS & E&E)
4.450	6309	SAFETY AND OPERATIONS PS-0149	0149	FED	\$453,870	20% (PS & E&E), 10% (PS & E&E)	20% (PS, FB & E&E), 10% (PS & E&E)
4.450	7445	SAFETY AND OPERATIONS PS-0320	0320	OTHER	\$163,862,677	20% (PS & E&E), 10% (PS & E&E)	20% (PS, FB & E&E), 10% (PS & E&E)
4.460	0118	FLEET FAC & INFO SYS E&E-0320	0320	OTHER	\$88,298,000	20% (PS & E&E), 10% (PS & E&E)	20% (PS, FB & E&E), 10% (PS & E&E)
4.460	7464	FLEET FAC & INFO SYS PS-0320	0320	OTHER	\$13,142,671	20% (PS & E&E), 10% (PS & E&E)	20% (PS, FB & E&E), 10% (PS & E&E)
4.475	8901	MULTIMODAL OPS ADMIN PS-0126	0126	FED	\$357,795	20% (PS & E&E), 10% (PS & E&E)	20% (PS, FB & E&E), 10% (PS & E&E)
4.475	8902	MULTIMODAL OPS ADMIN E&E-0126	0126	FED	\$269,600	20% (PS & E&E), 10% (PS & E&E)	20% (PS, FB & E&E), 10% (PS & E&E)
4.475	7468	MULTIMODAL OPS ADMIN PS-0320	0320	OTHER	\$534,921	20% (PS & E&E), 10% (PS & E&E)	20% (PS, FB & E&E), 10% (PS & E&E)
4.475	8904	MULTIMODAL OPS ADMIN E&E-0320	0320	OTHER	\$39,852	20% (PS & E&E), 10% (PS & E&E)	20% (PS, FB & E&E), 10% (PS & E&E)

**FY 2024  
Flexibility Requests**

MISSOURI DEPARTMENT OF TRANSPORTATION (MoDOT)							
						FLEXIBILITY	
HB	APPROP	APPROP NAME	FUND	FUND	FY 23 APPROP AMT	FY 23 TAFP	FY 24 REQUESTED
4.475	6174	MULTIMODAL OPS ADMIN PS-0659	0659	OTHER	\$532,827	20% (PS & E&E), 10% (PS & E&E)	20% (PS, FB & E&E), 10% (PS & E&E)
4.475	6175	MULTIMODAL OPS ADMIN E&E-0659	0659	OTHER	\$146,106	20% (PS & E&E), 10% (PS & E&E)	20% (PS, FB & E&E), 10% (PS & E&E)
4.475	9939	MULTIMODAL OPS ADMIN PS-0675	0675	OTHER	\$182,705	20% (PS & E&E), 10% (PS & E&E)	20% (PS, FB & E&E), 10% (PS & E&E)
4.475	2270	MULTIMODAL OPS ADMIN E&E-0675	0675	OTHER	\$26,220	20% (PS & E&E), 10% (PS & E&E)	20% (PS, FB & E&E), 10% (PS & E&E)
4.475	4660	MULTIMODAL OPS ADMIN PS-0952	0952	OTHER	\$570,370	20% (PS & E&E), 10% (PS & E&E)	20% (PS, FB & E&E), 10% (PS & E&E)
4.475	4661	MULTIMODAL OPS ADMIN E&E-0952	0952	OTHER	\$24,827	20% (PS & E&E), 10% (PS & E&E)	20% (PS, FB & E&E), 10% (PS & E&E)



---

**CORE RECONCILIATION**


---

**MO DEPT. OF TRANSPORTATION****ADMINISTRATION**


---

**5. CORE RECONCILIATION**


---

	Budget Class	FTE	GR	Federal	Other	Total	Explanation
<b>TAFP AFTER VETOES</b>							
	PS	346.57	0	0	21,146,543	21,146,543	
	EE	0.00	0	5,000	6,434,448	6,439,448	
	<b>Total</b>	<b>346.57</b>	<b>0</b>	<b>5,000</b>	<b>27,580,991</b>	<b>27,585,991</b>	
<b>DEPARTMENT CORE ADJUSTMENTS</b>							
1x Expenditures	[#643] EE	0.00	0	0	(2,500)	(2,500)	Administration EE reduction for one-time appropriation authority
<b>NET DEPARTMENT CHANGES</b>		<b>0.00</b>	<b>0</b>	<b>0</b>	<b>(2,500)</b>	<b>(2,500)</b>	
<b>DEPARTMENT CORE REQUEST</b>							
	PS	346.57	0	0	21,146,543	21,146,543	
	EE	0.00	0	5,000	6,431,948	6,436,948	
	<b>Total</b>	<b>346.57</b>	<b>0</b>	<b>5,000</b>	<b>27,578,491</b>	<b>27,583,491</b>	
<b>GOVERNOR'S RECOMMENDED CORE</b>							
	PS	346.57	0	0	21,146,543	21,146,543	
	EE	0.00	0	5,000	6,431,948	6,436,948	
	<b>Total</b>	<b>346.57</b>	<b>0</b>	<b>5,000</b>	<b>27,578,491</b>	<b>27,583,491</b>	

## DECISION ITEM DETAIL

Budget Unit	FY 2022	FY 2022	FY 2023	FY 2023	FY 2024	FY 2024	*****	*****
Decision Item	ACTUAL	ACTUAL	BUDGET	BUDGET	DEPT REQ	DEPT REQ	SECURED	SECURED
Budget Object Class	DOLLAR	FTE	DOLLAR	FTE	DOLLAR	FTE	COLUMN	COLUMN
<b>ADMINISTRATION</b>								
<b>CORE</b>								
SENIOR RESEARCH/DATA ANALYST	0	0.00	65,410	0.00	0	0.00	0	0.00
SR ADMINISTRATIVE TECHNICIAN	200,645	5.03	214,001	5.00	214,001	5.00	0	0.00
OFFICE ASSISTANT	2,842	0.11	29,388	1.00	29,388	1.00	0	0.00
SENIOR OFFICE ASSISTANT	81,900	2.81	177,111	4.00	177,111	4.00	0	0.00
EXECUTIVE ASSISTANT	450,048	12.26	598,230	16.00	598,230	16.00	0	0.00
FINANCIAL SERVICES TECHNICIAN	209,266	6.63	336,001	10.00	336,001	10.00	0	0.00
SENIOR FINANCIAL SERVICES TECH	980,509	26.05	1,050,566	24.00	1,050,566	24.00	0	0.00
HUMAN RESOURCES TECHNICIAN	73,137	2.24	140,396	4.27	140,396	4.27	0	0.00
SENIOR HUMAN RESOURCES TECHNIC	199,430	5.34	161,354	4.00	265,946	6.00	0	0.00
RISK MANAGEMENT TECHNICIAN	40,814	1.32	71,417	2.00	0	0.00	0	0.00
SENIOR RISK MANAGEMENT TECHNIC	242,672	6.29	384,889	8.50	130,074	5.00	0	0.00
SENIOR MAINTENANCE TECHNICIAN	0	0.00	84,274	2.00	0	0.00	0	0.00
SR EXECUTIVE ASST TO THE DIREC	48,524	1.00	59,135	1.00	59,135	1.00	0	0.00
SENIOR EXECUTIVE ASSISTANT	128,070	3.00	136,523	3.00	200,000	4.00	0	0.00
PRINTING TECHNICIAN	19,216	0.67	0	0.00	0	0.00	0	0.00
LEGAL SECRETARY	0	0.00	84,119	2.00	0	0.00	0	0.00
SENIOR PRINTING TECHNICIAN	52,088	1.33	90,725	2.00	90,725	2.00	0	0.00
ADMINISTRATIVE TECHNICIAN-TPT	12,752	0.29	0	0.00	0	0.00	0	0.00
LEGAL ASSISTANT	51,391	1.57	3,209	0.00	70,113	2.00	0	0.00
SR ADMINSTRATIVE TECHN-TPT	9,755	0.22	113,482	2.50	0	0.00	0	0.00
SENIOR INVESTIGATOR	40,134	0.78	166,080	3.00	166,080	3.00	0	0.00
INVESTIGATOR	101,611	2.47	20,402	0.31	187,242	4.00	0	0.00
INTERMEDIATE INVESTIGATOR	18,662	0.42	77,223	1.69	0	0.00	0	0.00
SR GENERAL SERVICES SPEC	0	0.00	1,716	0.00	1,716	0.00	0	0.00
SR EMPLOYEE DEVELOPMENT SPECIA	82,858	1.62	57,100	1.00	57,100	1.00	0	0.00
SR GOVT RELATIONS SPECIALIST	50,305	1.00	62,492	1.00	62,492	1.00	0	0.00
EMPLOYEE DEVELOPMENT SPECIALIS	43,568	1.07	0	0.00	93,621	2.00	0	0.00
INT EMPLOYEE DEVELOPMENT SPECI	7,614	0.17	52,225	1.00	0	0.00	0	0.00
INVESTIGATION MANAGER	71,247	1.20	63,663	1.00	73,817	1.00	0	0.00
BUS SYST SUPP SPECIALIST	50,821	0.95	54,938	1.00	56,229	1.00	0	0.00
ASST COMMUNICATIONS DIRECTOR	86,099	1.00	89,217	1.00	111,192	1.00	0	0.00
SPECIAL PROJECTS COORD	70,380	1.00	76,252	1.00	76,252	1.00	0	0.00

**DECISION ITEM DETAIL**

Budget Unit	FY 2022	FY 2022	FY 2023	FY 2023	FY 2024	FY 2024	*****	*****
Decision Item	ACTUAL	ACTUAL	BUDGET	BUDGET	DEPT REQ	DEPT REQ	SECURED	SECURED
Budget Object Class	DOLLAR	FTE	DOLLAR	FTE	DOLLAR	FTE	COLUMN	COLUMN
<b>ADMINISTRATION</b>								
<b>CORE</b>								
FINANCIAL SERVICES ADMINISTRAT	213,639	3.00	221,558	3.00	280,188	3.00	0	0.00
DISTRICT SFTY & HLTH MGR	407,065	6.59	399,483	6.50	0	0.00	0	0.00
COMMUNITY LIAISON	19,927	0.38	56,991	1.00	0	0.00	0	0.00
SR ORGANIZATIONAL PERF ANALYST	15,591	0.29	116,625	2.00	116,625	2.00	0	0.00
INT ORGANIZATIONAL PERFORM ANA	31,690	0.71	0	0.00	0	0.00	0	0.00
ORGANIZATIONAL PERFORMANCE ANA	40,709	1.00	45,695	1.00	46,811	1.00	0	0.00
SR BENEFITS SPECIALIST	52,364	1.00	109,874	2.00	109,874	2.00	0	0.00
INTER BENEFITS SPECIALIST	46,850	1.00	0	0.00	49,411	1.00	0	0.00
GOVERNMENTAL RELATIONS SPECIAL	0	0.00	44,207	1.00	44,207	1.00	0	0.00
SENIOR PARALEGAL	163,600	2.99	111,940	2.00	134,216	2.00	0	0.00
TRANSPORTATION PLANNING SPECIA	60,669	1.00	62,177	1.00	67,349	1.00	0	0.00
PARALEGAL	0	0.00	94,976	2.00	94,976	2.00	0	0.00
INTERMEDIATE PARALEGAL	45,226	1.00	0	0.00	48,533	1.00	0	0.00
LEGAL OFFICE MANAGER	52,364	1.00	54,938	1.00	65,908	1.00	0	0.00
BUSINESS SYST SUPPORT MANAGER	44,299	0.74	63,654	1.00	73,817	1.00	0	0.00
SR ADMIN PROFESSIONAL-TPT	66,660	1.19	86,449	2.00	0	0.00	0	0.00
INT DATA REPORT ANALYST	3,895	0.09	0	0.00	0	0.00	0	0.00
SENIOR DATA REPORT ANALYST	92,206	1.66	65,678	1.00	101,168	1.00	0	0.00
EMPLOYEE BENEFITS MANAGER	60,670	1.00	64,855	1.00	73,817	1.00	0	0.00
FINANCIAL SERVICES COORDINATOR	125,048	2.00	269,637	4.00	143,566	4.00	0	0.00
SAFETY AND CLAIMS MANAGER	61,815	1.00	64,855	1.00	73,817	1.00	0	0.00
DIVERSITY & INCLUSION SPECIALI	56,265	1.39	88,413	2.00	88,413	2.00	0	0.00
INT DIVERSITY & INCLUSION SPEC	52,437	1.13	0	0.00	48,533	1.00	0	0.00
SR DIVERSITY & INCLUSION SPEC	116,820	2.16	114,824	2.00	174,622	3.00	0	0.00
RISK MANAGEMENT SPECIALIST	20,544	0.50	37,646	1.00	37,646	1.00	0	0.00
AUDIT MANAGER	123,630	2.00	199,150	3.00	199,150	3.00	0	0.00
ASST TO THE DIST ENGINEER	276,298	3.32	265,895	3.00	333,575	3.00	0	0.00
EMPLOYEE DEVELOPMENT MANAGER	0	0.00	63,654	1.00	0	0.00	0	0.00
COMMUNICATIONS MANAGER	578,865	9.29	544,412	8.00	738,170	10.00	0	0.00
INTERMEDIATE SAFETY OFFICER	72,573	1.44	341,330	6.25	59,400	1.25	0	0.00
SENIOR SAFETY OFFICER	385,987	7.26	289,846	5.00	0	0.00	0	0.00
INT COMMUNICATIONS SPECIALIST	57,595	1.27	360,679	7.00	48,533	1.00	0	0.00

**DECISION ITEM DETAIL**

Budget Unit	FY 2022	FY 2022	FY 2023	FY 2023	FY 2024	FY 2024	*****	*****
Decision Item	ACTUAL	ACTUAL	BUDGET	BUDGET	DEPT REQ	DEPT REQ	SECURED	SECURED
Budget Object Class	DOLLAR	FTE	DOLLAR	FTE	DOLLAR	FTE	COLUMN	COLUMN
<b>ADMINISTRATION</b>								
<b>CORE</b>								
LEAD INFO SYSTEMS TECHNOLOGIST	0	0.00	3,546	0.00	3,546	0.00	0	0.00
INT HUMAN RESOURCES SPECLST	309,826	6.72	581,220	11.98	390,164	7.98	0	0.00
SR COMMUNICATIONS SPECIALIST	908,611	17.38	948,645	16.00	999,058	16.00	0	0.00
INTERM FINANCIAL SERV SPECIALI	367,698	8.06	251,921	5.00	251,921	5.00	0	0.00
ASST FINANCIAL SERVCS DIRECTOR	85,776	1.00	87,488	1.00	113,592	1.00	0	0.00
SENIOR AUDITOR	347,467	6.36	507,238	8.87	376,351	8.87	0	0.00
FINANCIAL SERVICES SPECIALIST	327,222	7.94	443,100	10.00	565,762	10.00	0	0.00
EMPLOYMENT MANAGER	65,348	1.00	68,560	1.00	73,817	1.00	0	0.00
COMPENSATION MANAGER	58,478	1.00	71,694	1.00	73,817	1.00	0	0.00
SUPPORT SERVICES MANAGER	473,596	7.47	486,345	7.00	516,719	7.00	0	0.00
INT GOVERNMENTAL RELATIONS SPE	46,333	1.02	48,051	1.00	48,533	1.00	0	0.00
SR RISK MGMT SPECIALIST	52,360	1.00	184,954	2.00	60,133	2.00	0	0.00
ASST HUMAN RESOURCE DIRECTOR	83,376	1.00	87,485	1.00	111,192	1.00	0	0.00
FINANCIAL SERVICES MANAGER	183,640	3.00	128,507	2.00	226,251	3.00	0	0.00
SR FINANCIAL SERVICES SPECIALI	1,073,732	19.88	1,234,044	21.20	1,252,959	21.20	0	0.00
ASST TO CAO - HEALTH&WELLNESS	41,688	0.50	43,315	0.50	111,192	1.00	0	0.00
INTERMEDIATE AUDITOR	112,026	2.30	204,996	3.00	248,127	5.00	0	0.00
COMMUNICATIONS SPECIALIST	198,588	5.00	87,752	2.00	87,752	2.00	0	0.00
AUDITOR	158,411	3.87	94,241	2.00	337,522	6.00	0	0.00
HUMAN RESOURCES SPECIALIST	312,044	7.53	141,826	3.00	468,162	9.00	0	0.00
SR HR SPECIALIST	856,455	15.99	1,093,229	19.00	913,923	19.00	0	0.00
HUMAN RESOURCES ADMINISRATOR	147,689	2.00	154,969	2.00	185,192	2.00	0	0.00
INTER RISK MGT SPECIALIST	68,402	1.50	49,154	1.00	97,066	2.00	0	0.00
HUMAN RESOURCES MANAGER	438,921	6.94	484,242	7.00	516,719	7.00	0	0.00
DISTRICT CONST & MATERIALS ENG	166	0.00	0	0.00	0	0.00	0	0.00
TRANSP PLANNING COORDINATOR	0	0.00	73,842	1.00	0	0.00	0	0.00
ASSISTANT DISTRICT ENGINEER	995,843	10.91	1,084,067	11.00	1,223,107	11.00	0	0.00
OF COUNSEL-TPT	37,097	0.29	139,893	1.00	139,893	2.00	0	0.00
SENIOR ADMINISTRATIVE COUNSEL	272,484	3.29	177,147	2.00	364,327	4.00	0	0.00
ADMIN PROFESSIONAL - TPT	55,953	0.98	0	0.00	275,801	9.00	0	0.00
ADMINISTRATIVE TECHNICIAN-TPT	9,419	0.20	0	0.00	47,903	2.00	0	0.00
DEPUTY DIRECTOR/CHIEF ENGINEER	157,780	1.00	165,561	1.00	168,316	1.00	0	0.00

**DECISION ITEM DETAIL**

Budget Unit	FY 2022	FY 2022	FY 2023	FY 2023	FY 2024	FY 2024	*****	*****
Decision Item	ACTUAL	ACTUAL	BUDGET	BUDGET	DEPT REQ	DEPT REQ	SECURED	SECURED
Budget Object Class	DOLLAR	FTE	DOLLAR	FTE	DOLLAR	FTE	COLUMN	COLUMN
<b>ADMINISTRATION</b>								
<b>CORE</b>								
CHIEF ADMINISTRATIVE OFFICER	138,262	1.00	145,079	1.00	147,646	1.00	0	0.00
ASST CHIEF COUNSEL-HUMAN RSRCS	128,331	1.00	134,660	1.00	134,909	1.00	0	0.00
DISTRICT ENGINEER	800,858	7.02	830,888	7.00	873,659	7.00	0	0.00
HUMAN RESOURCES DIRECTOR	113,108	1.00	118,685	1.00	121,421	1.00	0	0.00
AUDITS & INVESTIGATIONS DIR	107,804	1.00	113,119	1.00	116,751	1.00	0	0.00
GOVERNMENTAL RELATIONS DIRECTO	107,804	1.00	113,119	1.00	116,751	1.00	0	0.00
COMMUNICATIONS DIRECTOR	107,804	1.00	113,119	1.00	116,751	1.00	0	0.00
CHIEF FINANCIAL OFFICER	138,262	1.00	145,053	1.00	147,646	1.00	0	0.00
DIR, DEPT OF TRANSPORTATION	237,844	1.00	237,128	1.00	263,505	1.00	0	0.00
COMMUNICATIONS INTERN	1,495	0.04	0	0.00	0	0.00	0	0.00
HUMAN RESOURCES INTERN	1,854	0.05	0	0.00	0	0.00	0	0.00
ASST CHIEF COUNSEL-RISK MNGMNT	128,331	1.00	134,660	1.00	134,909	1.00	0	0.00
PROJECT DIRECTOR	65,188	0.78	111,597	1.00	111,597	1.00	0	0.00
SENIOR ASSISTANT COUNSEL	91,345	1.25	154,064	2.00	154,064	2.00	0	0.00
LEGAL INTERN	17,353	0.54	0	0.00	19,469	1.00	0	0.00
EQUAL OP & DIVERSITY DIRECTOR	99,900	0.93	113,119	1.00	116,751	1.00	0	0.00
FINANCIAL SERVICES DIRECTOR	113,108	1.00	118,685	1.00	121,421	1.00	0	0.00
HIGHWAY COMMISSIONER	1,075	0.02	0	0.00	0	0.00	0	0.00
ASST CHIEF COUNSEL-PROJ DEVEL	128,331	1.00	133,612	1.00	134,909	1.00	0	0.00
LAW CLERK	1,412	0.03	0	0.00	0	0.00	0	0.00
ASSISTANT COUNSEL	112,212	1.92	185,567	3.00	195,577	3.00	0	0.00
ASST CHIEF COUNSEL - ADMIN	75,584	0.71	134,660	1.00	134,660	1.00	0	0.00
CHIEF COUNSEL	138,262	1.00	145,079	1.00	147,646	1.00	0	0.00
SECRETARY TO THE COMMISSION	75,438	1.00	76,639	1.00	87,932	1.00	0	0.00
<b>TOTAL - PS</b>	<b>17,949,053</b>	<b>316.66</b>	<b>21,146,543</b>	<b>346.57</b>	<b>21,146,543</b>	<b>346.57</b>	<b>0</b>	<b>0.00</b>
TRAVEL, IN-STATE	88,297	0.00	180,782	0.00	180,782	0.00	0	0.00
TRAVEL, OUT-OF-STATE	31,806	0.00	88,391	0.00	88,391	0.00	0	0.00
SUPPLIES	516,356	0.00	560,855	0.00	560,155	0.00	0	0.00
PROFESSIONAL DEVELOPMENT	181,916	0.00	356,087	0.00	356,087	0.00	0	0.00
COMMUNICATION SERV & SUPP	149,772	0.00	272,710	0.00	272,410	0.00	0	0.00
PROFESSIONAL SERVICES	1,004,052	0.00	2,946,626	0.00	2,946,626	0.00	0	0.00
HOUSEKEEPING & JANITORIAL SERV	724	0.00	11,434	0.00	11,434	0.00	0	0.00

**DECISION ITEM DETAIL**

Budget Unit	FY 2022	FY 2022	FY 2023	FY 2023	FY 2024	FY 2024	*****	*****
Decision Item	ACTUAL	ACTUAL	BUDGET	BUDGET	DEPT REQ	DEPT REQ	SECURED	SECURED
Budget Object Class	DOLLAR	FTE	DOLLAR	FTE	DOLLAR	FTE	COLUMN	COLUMN
<b>ADMINISTRATION</b>								
<b>CORE</b>								
M&R SERVICES	92,052	0.00	187,944	0.00	187,944	0.00	0	0.00
COMPUTER EQUIPMENT	0	0.00	87,721	0.00	86,221	0.00	0	0.00
OFFICE EQUIPMENT	241,959	0.00	134,546	0.00	134,546	0.00	0	0.00
OTHER EQUIPMENT	20,245	0.00	51,132	0.00	51,132	0.00	0	0.00
PROPERTY & IMPROVEMENTS	4,277	0.00	0	0.00	0	0.00	0	0.00
BUILDING LEASE PAYMENTS	35,071	0.00	68,213	0.00	68,213	0.00	0	0.00
EQUIPMENT RENTALS & LEASES	160,235	0.00	170,774	0.00	170,774	0.00	0	0.00
MISCELLANEOUS EXPENSES	186,520	0.00	1,322,233	0.00	1,322,233	0.00	0	0.00
<b>TOTAL - EE</b>	<b>2,713,282</b>	<b>0.00</b>	<b>6,439,448</b>	<b>0.00</b>	<b>6,436,948</b>	<b>0.00</b>	<b>0</b>	<b>0.00</b>
<b>GRAND TOTAL</b>	<b>\$20,662,335</b>	<b>316.66</b>	<b>\$27,585,991</b>	<b>346.57</b>	<b>\$27,583,491</b>	<b>346.57</b>	<b>\$0</b>	<b>0.00</b>
<b>GENERAL REVENUE</b>	<b>\$0</b>	<b>0.00</b>	<b>\$0</b>	<b>0.00</b>	<b>\$0</b>	<b>0.00</b>		<b>0.00</b>
<b>FEDERAL FUNDS</b>	<b>\$5,000</b>	<b>0.00</b>	<b>\$5,000</b>	<b>0.00</b>	<b>\$5,000</b>	<b>0.00</b>		<b>0.00</b>
<b>OTHER FUNDS</b>	<b>\$20,657,335</b>	<b>316.66</b>	<b>\$27,580,991</b>	<b>346.57</b>	<b>\$27,578,491</b>	<b>346.57</b>		<b>0.00</b>

## PROGRAM DESCRIPTION

Department of Transportation

HB Section: 4.400

Program Name: Administration

Program is found in the following core budget(s): Administration

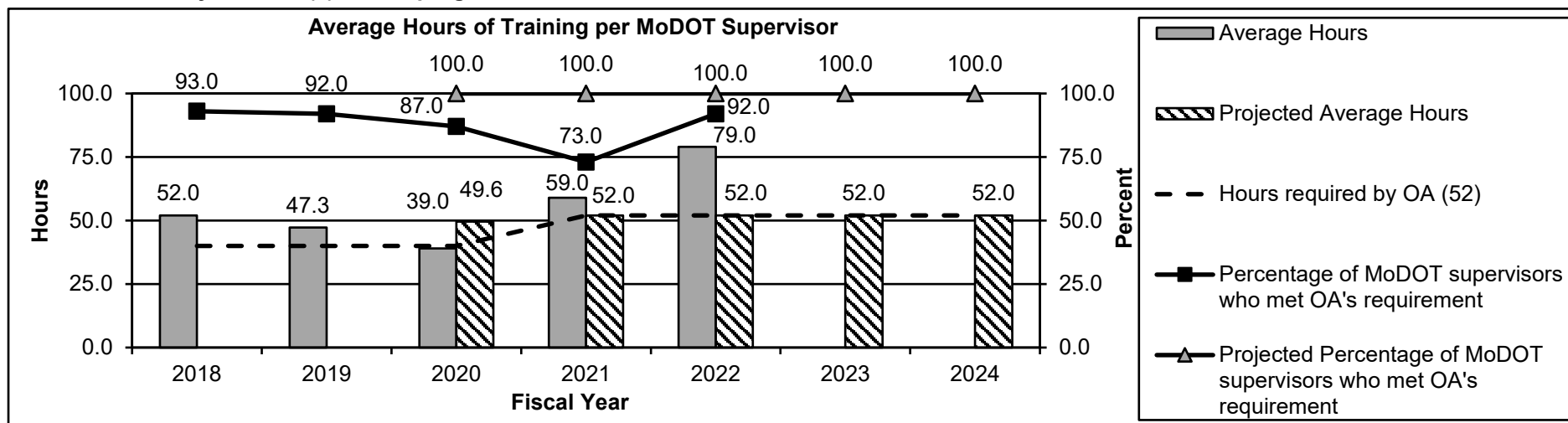
**1a. What strategic priority does this program address?**

Service - providing outstanding customer service, delivering efficient and innovative transportation projects and operating a reliable transportation system

Stability - managing our assets, stabilizing resources and engaging our workforce and building a prosperous economy for all Missourians

**1b. What does this program do?**

This program funds the administrative costs to support the Missouri Department of Transportation (MoDOT) in its mission.

**2a. Provide an activity measure(s) for the program.**

Effective March 30, 2020, 1 CSR 20-6.010 requires all supervisors, managers and executive as defined under the Office of Administration's (OA) Leadership Development Rule to complete a minimum of 52 hours of training each year. The projections for hours of training per MoDOT supervisor is based on OA's annual training requirement. MoDOT's target is for 100 percent of the department's supervisors to meet OA's requirement.

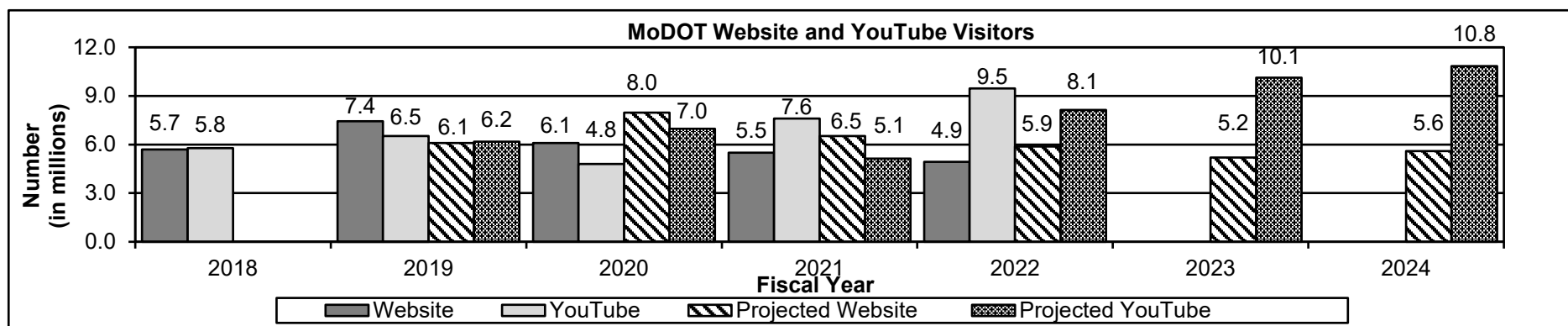
## PROGRAM DESCRIPTION

Department of Transportation

HB Section: 4.400

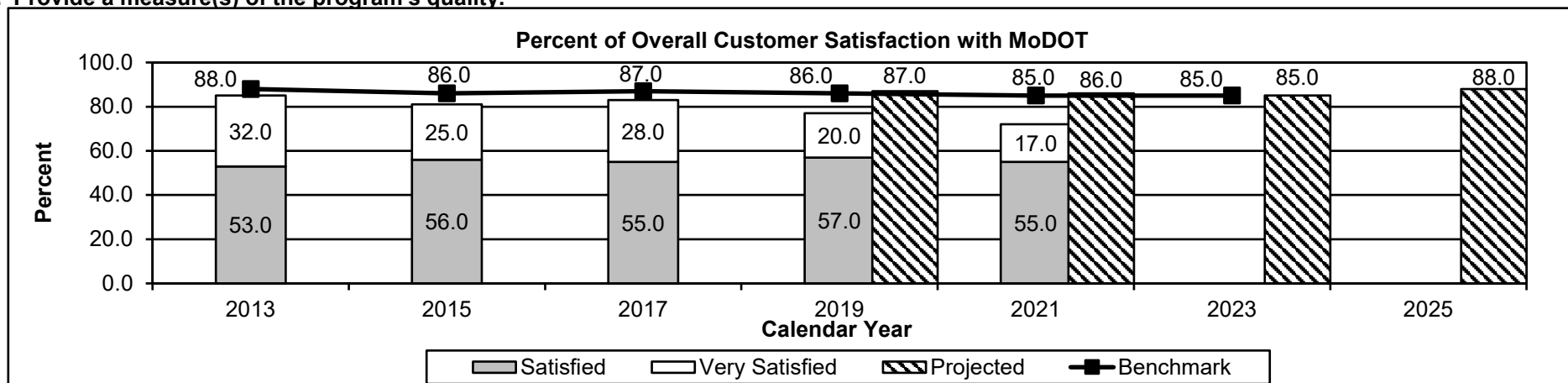
Program Name: Administration

Program is found in the following core budget(s): Administration



The projections were established by projecting a seven percent increase from the prior year.

**2b. Provide a measure(s) of the program's quality.**



Data is collected through a biennial survey conducted by a consultant. Historically, this has been a telephone survey of approximately 3,500 adult Missourians; however, new for 2021, the survey offered both a phone and text option to approximately 7,500 randomly selected adult Missourians. "How satisfied are you with the job the Missouri Department of Transportation is doing?" was the question surveyed. The benchmark data is from the American Customer Satisfaction Index, a national cross-industry measure of customer satisfaction in the United States. The 2023 projection is equal to the 2021 benchmark score of 85 percent. The 2025 projection was established by projecting a three percent improvement from the benchmark. No survey was conducted in calendar years 2014, 2016, 2018, 2020 and 2022.



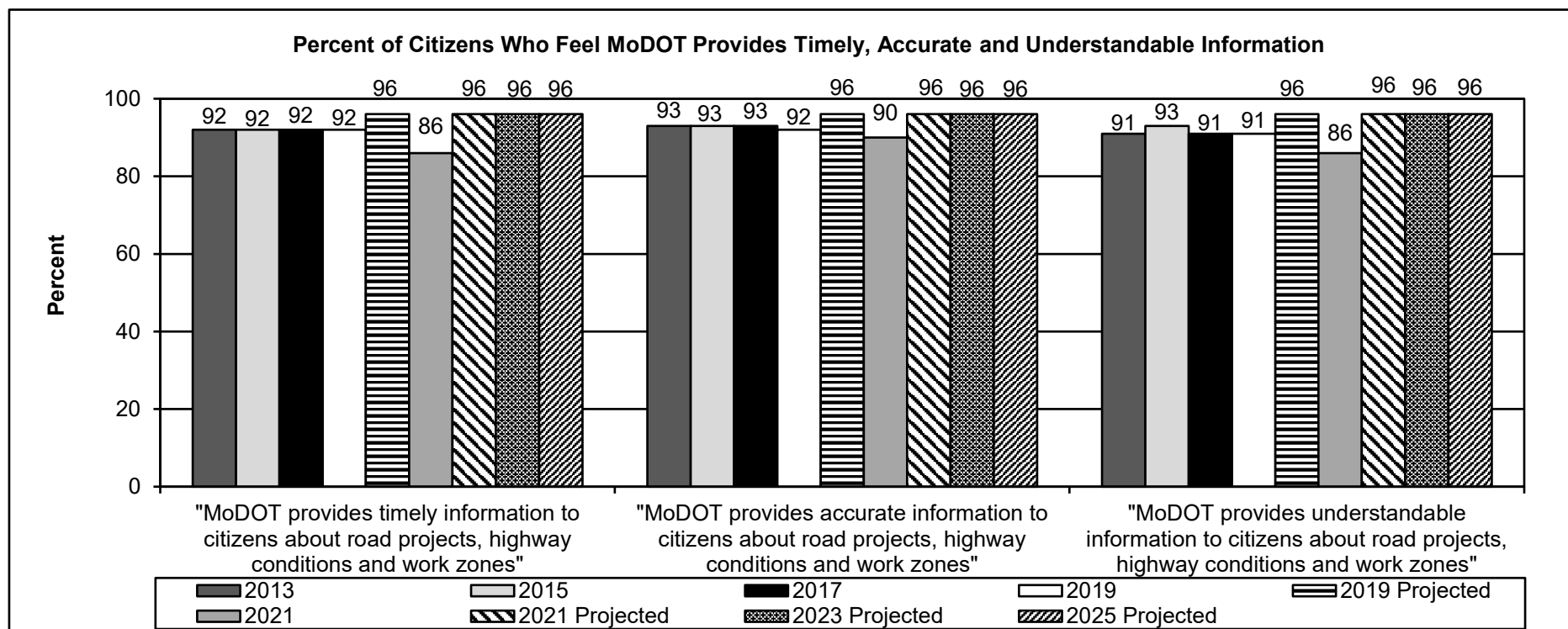
## PROGRAM DESCRIPTION

Department of Transportation

HB Section: 4.400

Program Name: Administration

Program is found in the following core budget(s): Administration



Data is collected through a biennial survey conducted by a consultant. Historically, this has been a telephone survey of approximately 3,500 adult Missourians; however, new for 2021, the survey offered both a phone and text option to approximately 7,500 randomly selected adult Missourians. The percent of citizens who feel that MoDOT provides timely, accurate and understandable information for the years above was calculated by adding the strongly agree and the somewhat agree responses to the statements provided in the chart. The 2023 and 2025 projections are based on the department's goals. No survey was conducted in calendar years 2014, 2016, 2018, 2020 and 2022.

## PROGRAM DESCRIPTION

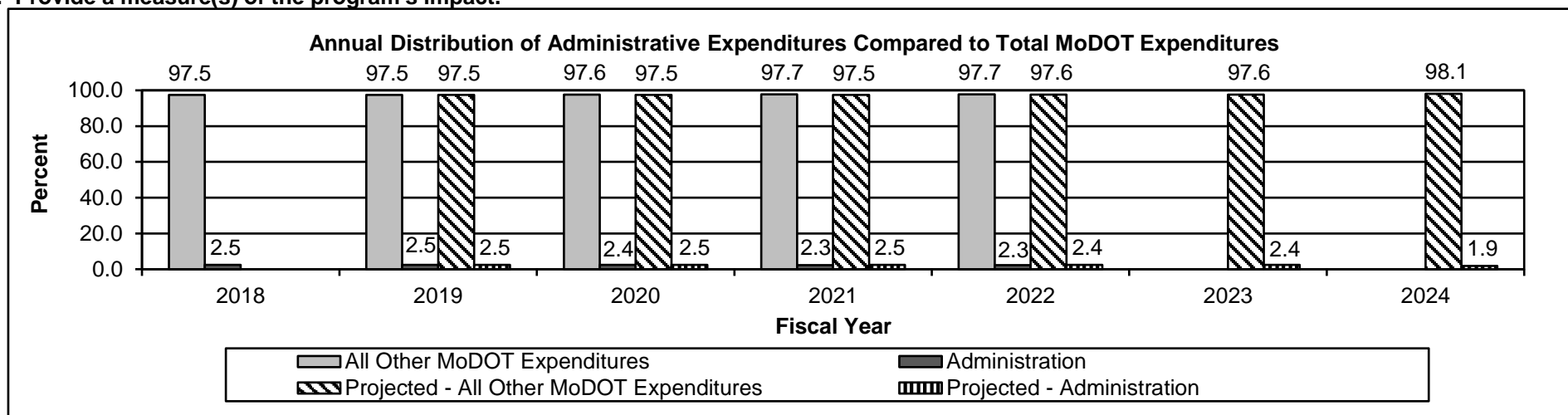
Department of Transportation

HB Section: 4.400

Program Name: Administration

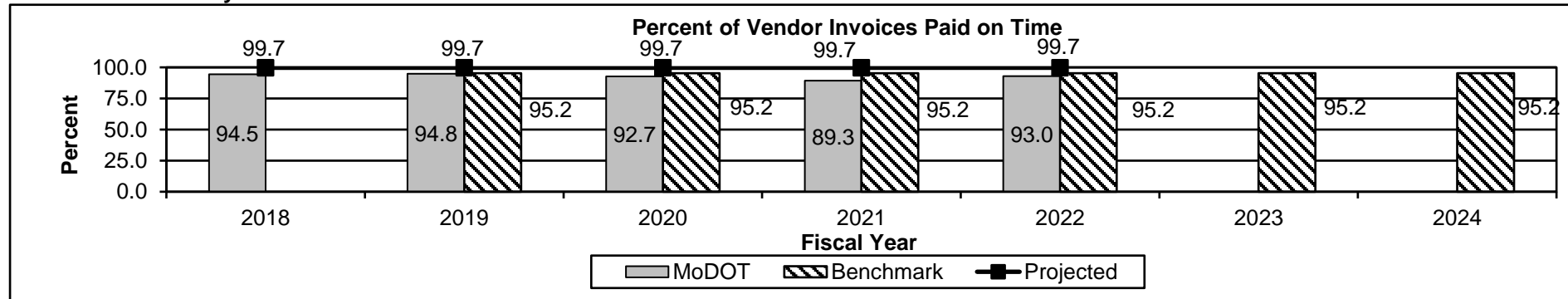
Program is found in the following core budget(s): Administration

## 2c. Provide a measure(s) of the program's impact.



The 2023 projection was established by averaging the last five fiscal years. The 2024 projection was established by averaging the last five years and projecting a half of a percent reduction.

## 2d. Provide an efficiency measure.



Timely is defined as a check or electronic payment issued less than 31 days from the date of the invoice. The benchmark data is from the U.S. General Services Administration. The projection for 2023 is based on the department's goal. The 2024 projection is equal to the benchmark.

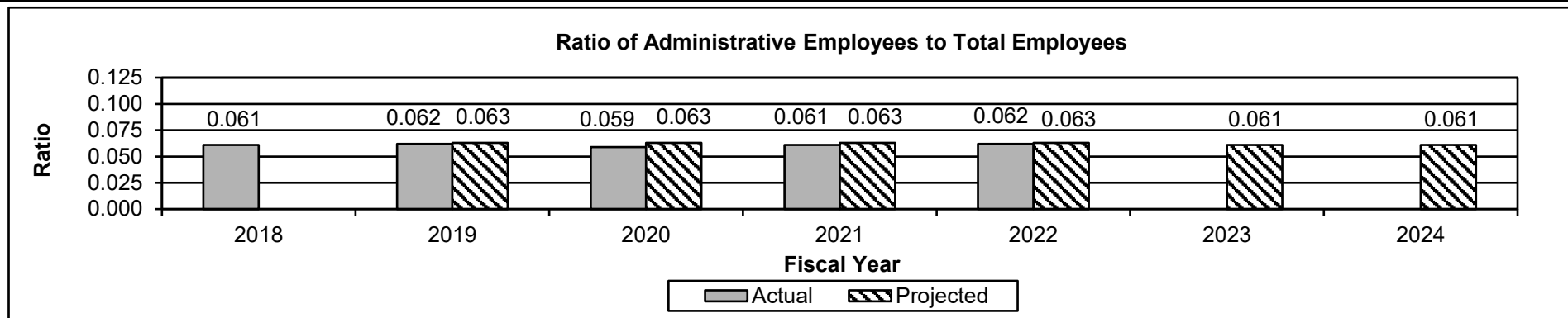
## PROGRAM DESCRIPTION

Department of Transportation

HB Section: 4.400

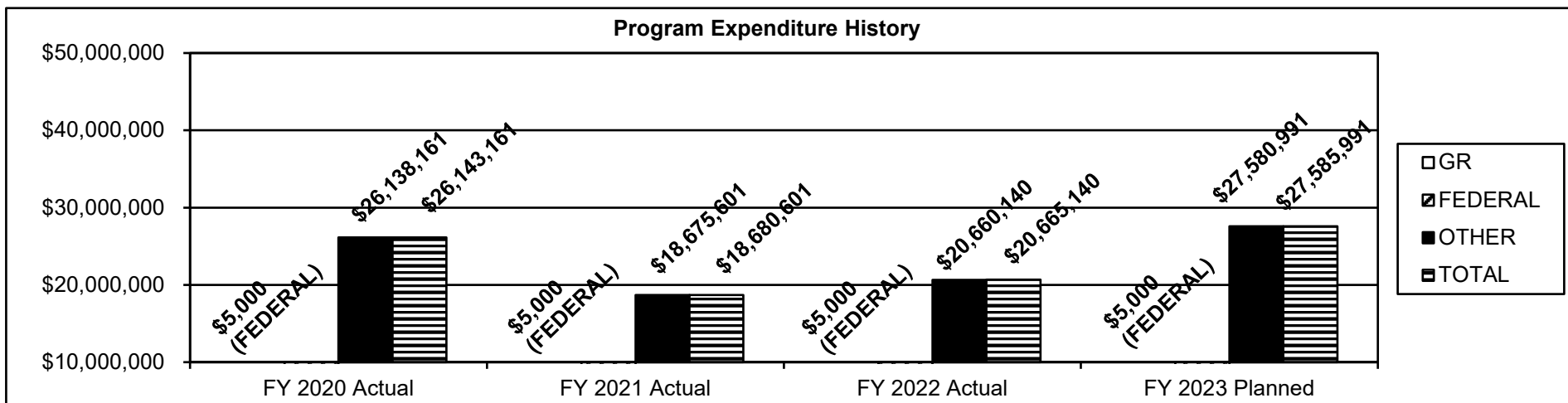
Program Name: Administration

Program is found in the following core budget(s): Administration



This chart shows the number of salaried administrative employees compared to total salaried employees. Data is as of June 30th of each fiscal year. The projections are based on budgeted number of employees.

3. Provide actual expenditures for the prior three fiscal years and planned expenditures for the current fiscal year. (Note: Amounts do not include fringe benefit costs.)



## PROGRAM DESCRIPTION

**Department of Transportation**

**HB Section: 4.400**

**Program Name: Administration**

**Program is found in the following core budget(s): Administration**

**4. What are the sources of the "Other" funds?**

State Road Fund (0320), Railroad Expense Fund (0659)

**5. What is the authorization for this program, i.e., federal or state statute, etc.? (Include the federal program number, if applicable.)**

Article IV, Section 30(b), MO Constitution and 226.220, RSMo.

**6. Are there federal matching requirements? If yes, please explain.**

No

**7. Is this a federally mandated program? If yes, please explain.**

No



NEW DECISION ITEM  
RANK: 24 OF 28

Department of Transportation	Budget Unit: <u>Multiple</u>
Division: Department Wide	
DI Name: Increase in Travel Costs	DI# 1605028
	HB Section: <u>Multiple</u>

**1. AMOUNT OF REQUEST**

	FY 2024 Budget Request			
	GR	Federal	Other	Total
PS	0	0	0	0
EE	0	9,187	990,813	1,000,000
PSD	0	0	0	0
TRF	0	0	0	0
<b>Total</b>	<b>0</b>	<b>9,187</b>	<b>990,813</b>	<b>1,000,000</b>
<b>FTE</b>	<b>0.0</b>	<b>0.0</b>	<b>0.0</b>	<b>0.0</b>

<b>HB 4</b>	0	0	0	0
<b>HB 5</b>	0	0	0	0

*Note: Fringes budgeted in House Bill 5 except for certain fringes budgeted directly to MoDOT, Highway Patrol, and Conservation.*

Other Funds: State Road Fund (0320), Railroad Expense Fund (0659),  
State Transportation Fund (0675), Aviation Trust Fund (0952)

Non-Counts:

	FY 2024 Governor's Recommendation			
	GR	Federal	Other	Total
PS	0	0	0	0
EE	0	0	0	0
PSD	0	0	0	0
TRF	0	0	0	0
<b>Total</b>	<b>0</b>	<b>0</b>	<b>0</b>	<b>0</b>
<b>FTE</b>	<b>0.0</b>	<b>0.0</b>	<b>0.0</b>	<b>0.0</b>

<b>HB 4</b>	0	0	0	0
<b>HB 5</b>	0	0	0	0

*Note: Fringes budgeted in House Bill 5 except for certain fringes budgeted directly to MoDOT, Highway Patrol, and Conservation.*

Other Funds:

Non-Counts:

**2. THIS REQUEST CAN BE CATEGORIZED AS:**

<input type="checkbox"/> New Legislation	<input type="checkbox"/> New Program	<input type="checkbox"/> Fund Switch
<input type="checkbox"/> Federal Mandate	<input checked="" type="checkbox"/> Program Expansion	<input type="checkbox"/> Cost to Continue
<input type="checkbox"/> GR Pick-Up	<input type="checkbox"/> Space Request	<input type="checkbox"/> Equipment Replacement
<input type="checkbox"/> Pay Plan	<input type="checkbox"/> Other: _____	

**3. WHY IS THIS FUNDING NEEDED? PROVIDE AN EXPLANATION FOR ITEMS CHECKED IN #2. INCLUDE THE FEDERAL OR STATE STATUTORY OR CONSTITUTIONAL AUTHORIZATION FOR THIS PROGRAM.**

This expansion item is needed to address cost increases associated with employee travel such as meals, lodging, etc.

**NEW DECISION ITEM**  
**RANK: 24 OF 28**

<b>Department of Transportation</b>		<b>Budget Unit: Multiple</b>
<b>Division: Department Wide</b>		
<b>DI Name: Increase in Travel Costs</b>	<b>DI# 1605028</b>	<b>HB Section: Multiple</b>

The Department's request for the fiscal year 2024 Travel Cost Increase by fund is as follows:

Program	Travel Costs	Fund
Administration	\$ 209,223	State Road Fund
Program Delivery	\$ 252,531	State Road Fund
Safety and Operations	\$ 503,457	State Road Fund
Safety and Operations	\$ 7,749	Highway Safety Fund
Safety and Operations	\$ 691	Motor Carrier Safety Assist Fund
Fleet, Facilities and Information Systems	\$ 6,667	State Road Fund
Multimodal Operations	\$ 2,328	State Road Fund
Multimodal Operations	\$ 1,899	Aviation Trust Fund
Multimodal Operations	\$ 747	Multimodal Ops Federal Fund
Multimodal Operations	\$ 13,918	Railroad Expense Fund
Multimodal Operations	\$ 790	State Transportaion Fund
	<u>\$ 1,000,000</u>	

**4. DESCRIBE THE DETAILED ASSUMPTIONS USED TO DERIVE THE SPECIFIC REQUESTED AMOUNT. (How did you determine that the requested number of FTE were appropriate? From what source or standard did you derive the requested levels of funding? Were alternatives such as outsourcing or automation considered? If based on new legislation, does request tie to TAFP fiscal note? If not, explain why. Detail which portions of the request are one-times and how those amounts were calculated.)**

This expansion item is needed to pay for the increases associated with travel costs. The department has seen an increase of up to 40 percent in travel related costs.

NEW DECISION ITEM  
RANK: 24 OF 28

<b>Department of Transportation</b>				<b>Budget Unit: <u>Multiple</u></b>					
<b>Division: Department Wide</b>									
<b>DI Name: Increase in Travel Costs</b>				<b>DI# 1605028</b>		<b>HB Section: <u>Multiple</u></b>			
<b>5. BREAK DOWN THE REQUEST BY BUDGET OBJECT CLASS, JOB CLASS, AND FUND SOURCE. IDENTIFY ONE-TIME COSTS.</b>									
Budget Object Class/Job Class	Dept Req GR DOLLARS	Dept Req GR FTE	Dept Req FED DOLLARS	Dept Req FED FTE	Dept Req OTHER DOLLARS	Dept Req OTHER FTE	Dept Req TOTAL DOLLARS	Dept Req TOTAL FTE	Dept Req One-Time DOLLARS
<b>Total PS</b>	0	0.0	0	0.0	0	0.0	0	0.0	0
Travel Costs			9,187		990,813		1,000,000		
<b>Total EE</b>	0		9,187		990,813		1,000,000		0
Program Distributions							0		
<b>Total PSD</b>	0		0		0		0		0
Transfers									
<b>Total TRF</b>	0		0		0		0		0
<b>Grand Total</b>	0	0.0	9,187	0.0	990,813	0.0	1,000,000	0.0	0

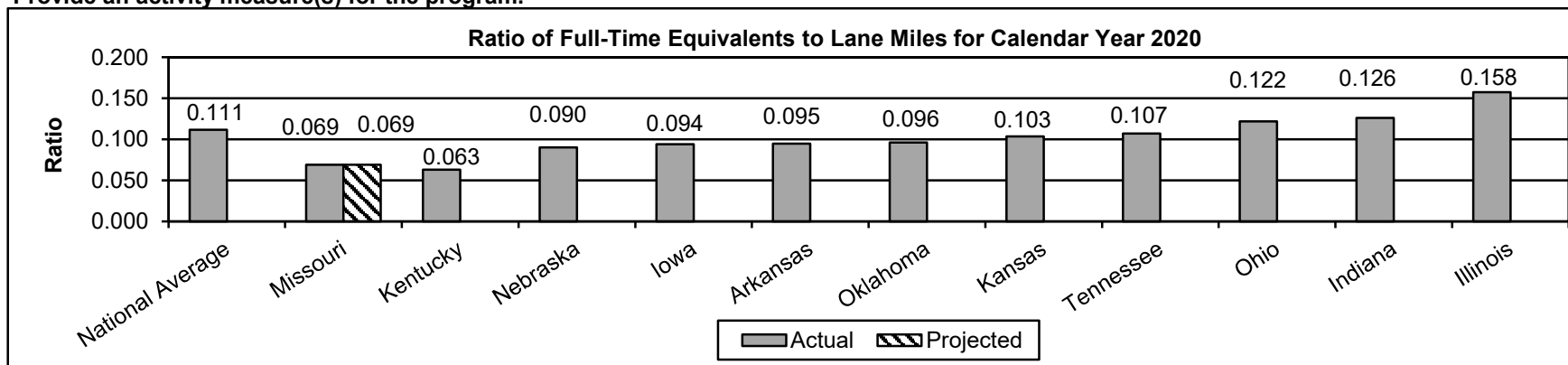


NEW DECISION ITEM  
RANK: 24 OF 28

<b>Department of Transportation</b>	<b>Budget Unit:</b> <u>Multiple</u>
<b>Division: Department Wide</b>	
<b>DI Name: Increase in Travel Costs</b>	<b>DI# 1605028</b>
	<b>HB Section:</b> <u>Multiple</u>

**6. PERFORMANCE MEASURES (If new decision item has an associated core, separately identify projected performance with & without additional funding.)**

**6a. Provide an activity measure(s) for the program.**

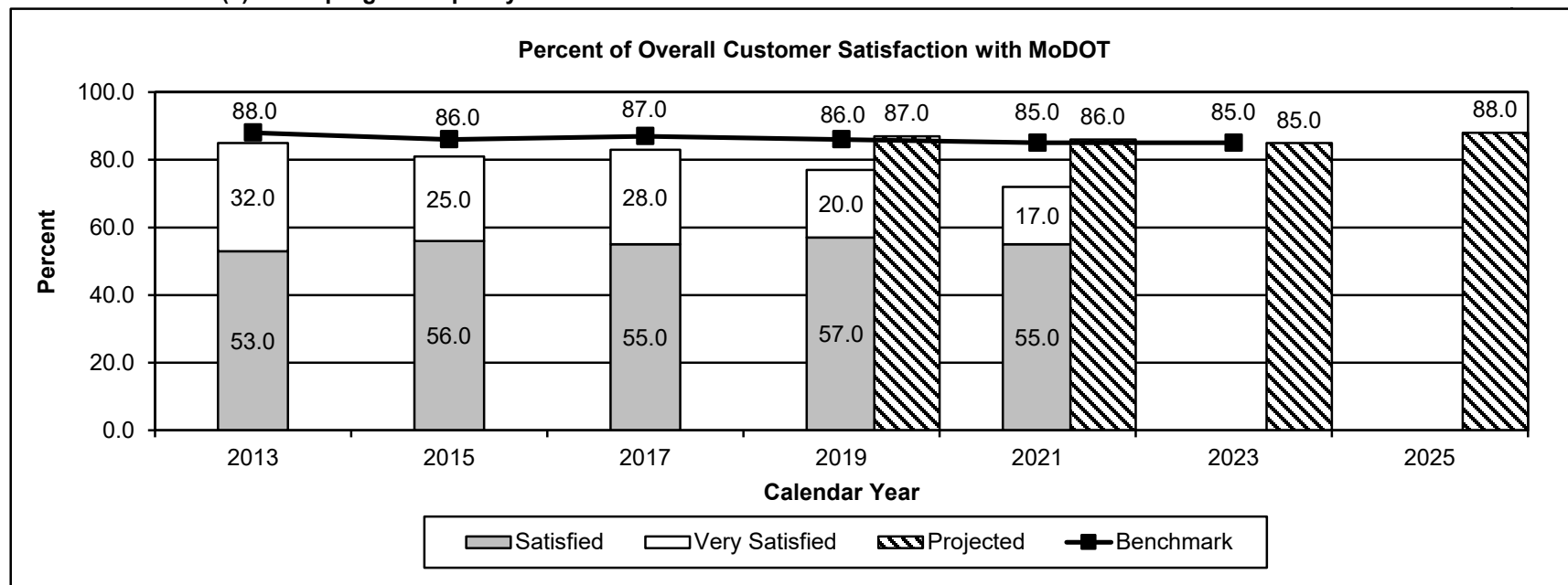


Full-time equivalent (FTE) is the total number of hours worked or on paid leave divided by 2,080. The ratio in this measure was calculated by dividing the FTEs in the Census Bureau - 2020 Annual Survey of Public Employees and Payroll, by the estimated number of lane miles in the 2020 FHWA report of State Highway Agency-Owned Public Roads (HM-81). A low ratio means MoDOT is efficiently maintaining roadways with limited resources. The projection is based on budgeted FTE. Calendar year 2021 data was not available at time of publication.

NEW DECISION ITEM  
RANK: 24 OF 28

<b>Department of Transportation</b>	<b>Budget Unit:</b> <u>Multiple</u>
<b>Division:</b> <u>Department Wide</u>	
<b>DI Name:</b> <u>Increase in Travel Costs</u>	<b>DI#</b> <u>1605028</u>
	<b>HB Section:</b> <u>Multiple</u>

6b. Provide a measure(s) of the program's quality.

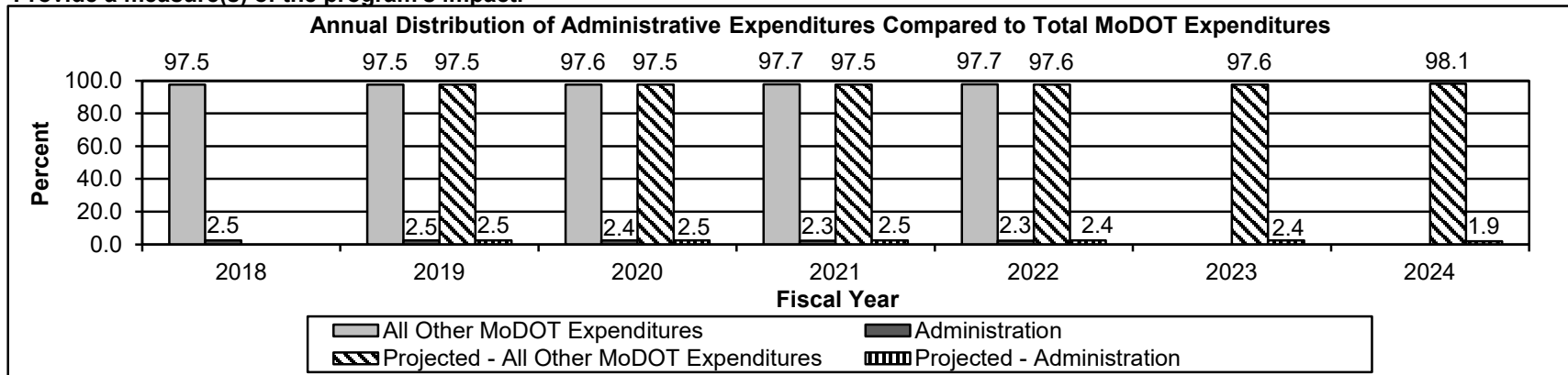


Data is collected through a biennial survey conducted by a consultant. Historically, this has been a telephone survey of approximately 3,500 randomly selected Missourians; however, new for 2021, the survey offered both a phone and text option to 7,500 randomly selected adult Missourians. "How satisfied are you with the job the Missouri Department of Transportation is doing?" was the question surveyed. The benchmark data is from the American Customer Satisfaction Index, a national cross-industry measure of customer satisfaction in the United States. The 2023 projection is equal to the 2021 benchmark score of 85 percent. The 2025 projection was established by projecting a three percent improvement from the benchmark. No survey was conducted in calendar years 2014, 2016, 2018, 2020 and 2022.

NEW DECISION ITEM  
RANK: 24 OF 28

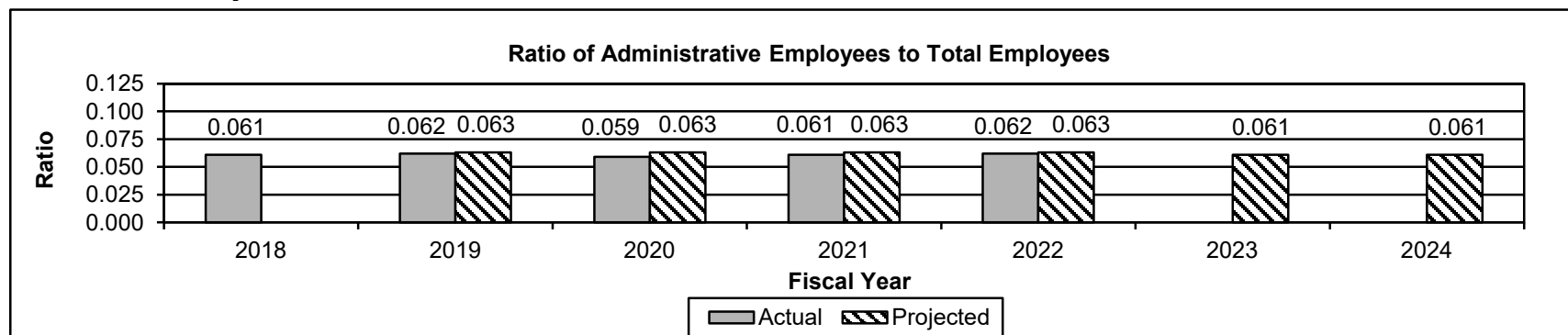
<b>Department of Transportation</b>	<b>Budget Unit:</b> <u>Multiple</u>
<b>Division: Department Wide</b>	
<b>DI Name: Increase in Travel Costs</b>	<b>DI# 1605028</b>
	<b>HB Section:</b> <u>Multiple</u>

6c. Provide a measure(s) of the program's impact.



The 2023 projection was established by averaging the last five fiscal years. The 2024 projection was established by averaging the last five years and projecting a half of a percent reduction.

6d. Provide an efficiency measure.



This chart shows the number of salaried administrative employees compared to total salaried employees. Data is as of June 30th of each fiscal year. The projections are based on budgeted number of employees.

NEW DECISION ITEM  
RANK: 24 OF 28

Department of Transportation		Budget Unit: <u>Multiple</u>
Division: Department Wide		
DI Name: Increase in Travel Costs	DI# 1605028	HB Section: <u>Multiple</u>

7. STRATEGIES TO ACHIEVE THE PERFORMANCE MEASUREMENT TARGETS:

The desired outcome from this expansion is to address the increase in costs associated with travel.

**DECISION ITEM DETAIL**

Budget Unit	FY 2022	FY 2022	FY 2023	FY 2023	FY 2024	FY 2024	*****	*****
Decision Item	ACTUAL	ACTUAL	BUDGET	BUDGET	DEPT REQ	DEPT REQ	SECURED	SECURED
Budget Object Class	DOLLAR	FTE	DOLLAR	FTE	DOLLAR	FTE	COLUMN	COLUMN
<b>ADMINISTRATION</b>								
Travel Costs NDI - 1605028								
TRAVEL, IN-STATE	0	0.00	0	0.00	209,223	0.00	0	0.00
TOTAL - EE	0	0.00	0	0.00	209,223	0.00	0	0.00
GRAND TOTAL	\$0	0.00	\$0	0.00	\$209,223	0.00	\$0	0.00
GENERAL REVENUE	\$0	0.00	\$0	0.00	\$0	0.00		0.00
FEDERAL FUNDS	\$0	0.00	\$0	0.00	\$0	0.00		0.00
OTHER FUNDS	\$0	0.00	\$0	0.00	\$209,223	0.00		0.00

**DECISION ITEM DETAIL**

Budget Unit	FY 2022	FY 2022	FY 2023	FY 2023	FY 2024	FY 2024	*****	*****
Decision Item	ACTUAL	ACTUAL	BUDGET	BUDGET	DEPT REQ	DEPT REQ	SECURED	SECURED
Budget Object Class	DOLLAR	FTE	DOLLAR	FTE	DOLLAR	FTE	COLUMN	COLUMN
<b>PROGRAM DELIVERY</b>								
Travel Costs NDI - 1605028								
TRAVEL, IN-STATE	0	0.00	0	0.00	252,531	0.00	0	0.00
TOTAL - EE	0	0.00	0	0.00	252,531	0.00	0	0.00
<b>GRAND TOTAL</b>	<b>\$0</b>	<b>0.00</b>	<b>\$0</b>	<b>0.00</b>	<b>\$252,531</b>	<b>0.00</b>	<b>\$0</b>	<b>0.00</b>
GENERAL REVENUE	\$0	0.00	\$0	0.00	\$0	0.00		0.00
FEDERAL FUNDS	\$0	0.00	\$0	0.00	\$0	0.00		0.00
OTHER FUNDS	\$0	0.00	\$0	0.00	\$252,531	0.00		0.00

**DECISION ITEM DETAIL**

Budget Unit	FY 2022	FY 2022	FY 2023	FY 2023	FY 2024	FY 2024	*****	*****
Decision Item	ACTUAL	ACTUAL	BUDGET	BUDGET	DEPT REQ	DEPT REQ	SECURED	SECURED
Budget Object Class	DOLLAR	FTE	DOLLAR	FTE	DOLLAR	FTE	COLUMN	COLUMN
<b>SAFETY AND OPERATIONS</b>								
Travel Costs NDI - 1605028								
TRAVEL, IN-STATE	0	0.00	0	0.00	510,655	0.00	0	0.00
<b>TOTAL - EE</b>	<b>0</b>	<b>0.00</b>	<b>0</b>	<b>0.00</b>	<b>510,655</b>	<b>0.00</b>	<b>0</b>	<b>0.00</b>
<b>GRAND TOTAL</b>	<b>\$0</b>	<b>0.00</b>	<b>\$0</b>	<b>0.00</b>	<b>\$510,655</b>	<b>0.00</b>	<b>\$0</b>	<b>0.00</b>
GENERAL REVENUE	\$0	0.00	\$0	0.00	\$0	0.00		0.00
FEDERAL FUNDS	\$0	0.00	\$0	0.00	\$7,198	0.00		0.00
OTHER FUNDS	\$0	0.00	\$0	0.00	\$503,457	0.00		0.00

**DECISION ITEM DETAIL**

Budget Unit	FY 2022	FY 2022	FY 2023	FY 2023	FY 2024	FY 2024	*****	*****
Decision Item	ACTUAL	ACTUAL	BUDGET	BUDGET	DEPT REQ	DEPT REQ	SECURED	SECURED
Budget Object Class	DOLLAR	FTE	DOLLAR	FTE	DOLLAR	FTE	COLUMN	COLUMN
<b>SAFETY AND OPERATIONS GRANTS</b>								
<b>Travel Costs NDI - 1605028</b>								
TRAVEL, IN-STATE	0	0.00	0	0.00	551	0.00	0	0.00
<b>TOTAL - EE</b>	<b>0</b>	<b>0.00</b>	<b>0</b>	<b>0.00</b>	<b>551</b>	<b>0.00</b>	<b>0</b>	<b>0.00</b>
<b>GRAND TOTAL</b>	<b>\$0</b>	<b>0.00</b>	<b>\$0</b>	<b>0.00</b>	<b>\$551</b>	<b>0.00</b>	<b>\$0</b>	<b>0.00</b>
<b>GENERAL REVENUE</b>	<b>\$0</b>	<b>0.00</b>	<b>\$0</b>	<b>0.00</b>	<b>\$0</b>	<b>0.00</b>		<b>0.00</b>
<b>FEDERAL FUNDS</b>	<b>\$0</b>	<b>0.00</b>	<b>\$0</b>	<b>0.00</b>	<b>\$551</b>	<b>0.00</b>		<b>0.00</b>
<b>OTHER FUNDS</b>	<b>\$0</b>	<b>0.00</b>	<b>\$0</b>	<b>0.00</b>	<b>\$0</b>	<b>0.00</b>		<b>0.00</b>



**DECISION ITEM DETAIL**

Budget Unit	FY 2022	FY 2022	FY 2023	FY 2023	FY 2024	FY 2024	*****	*****
Decision Item	ACTUAL	ACTUAL	BUDGET	BUDGET	DEPT REQ	DEPT REQ	SECURED	SECURED
Budget Object Class	DOLLAR	FTE	DOLLAR	FTE	DOLLAR	FTE	COLUMN	COLUMN
<b>MOTOR CARRIER SAFETY ASSIST</b>								
<b>Travel Costs NDI - 1605028</b>								
TRAVEL, IN-STATE	0	0.00	0	0.00	691	0.00	0	0.00
<b>TOTAL - EE</b>	<b>0</b>	<b>0.00</b>	<b>0</b>	<b>0.00</b>	<b>691</b>	<b>0.00</b>	<b>0</b>	<b>0.00</b>
<b>GRAND TOTAL</b>	<b>\$0</b>	<b>0.00</b>	<b>\$0</b>	<b>0.00</b>	<b>\$691</b>	<b>0.00</b>	<b>\$0</b>	<b>0.00</b>
<b>GENERAL REVENUE</b>								
	<b>\$0</b>	<b>0.00</b>	<b>\$0</b>	<b>0.00</b>	<b>\$0</b>	<b>0.00</b>		<b>0.00</b>
<b>FEDERAL FUNDS</b>								
	<b>\$0</b>	<b>0.00</b>	<b>\$0</b>	<b>0.00</b>	<b>\$691</b>	<b>0.00</b>		<b>0.00</b>
<b>OTHER FUNDS</b>								
	<b>\$0</b>	<b>0.00</b>	<b>\$0</b>	<b>0.00</b>	<b>\$0</b>	<b>0.00</b>		<b>0.00</b>

**DECISION ITEM DETAIL**

Budget Unit	FY 2022	FY 2022	FY 2023	FY 2023	FY 2024	FY 2024	*****	*****
Decision Item	ACTUAL	ACTUAL	BUDGET	BUDGET	DEPT REQ	DEPT REQ	SECURED	SECURED
Budget Object Class	DOLLAR	FTE	DOLLAR	FTE	DOLLAR	FTE	COLUMN	COLUMN
<b>FLEET,FACILITIES&amp;INFO SYSTEMS</b>								
<b>Travel Costs NDI - 1605028</b>								
TRAVEL, IN-STATE	0	0.00	0	0.00	6,667	0.00	0	0.00
<b>TOTAL - EE</b>	<b>0</b>	<b>0.00</b>	<b>0</b>	<b>0.00</b>	<b>6,667</b>	<b>0.00</b>	<b>0</b>	<b>0.00</b>
<b>GRAND TOTAL</b>	<b>\$0</b>	<b>0.00</b>	<b>\$0</b>	<b>0.00</b>	<b>\$6,667</b>	<b>0.00</b>	<b>\$0</b>	<b>0.00</b>
<b>GENERAL REVENUE</b>	<b>\$0</b>	<b>0.00</b>	<b>\$0</b>	<b>0.00</b>	<b>\$0</b>	<b>0.00</b>		<b>0.00</b>
<b>FEDERAL FUNDS</b>	<b>\$0</b>	<b>0.00</b>	<b>\$0</b>	<b>0.00</b>	<b>\$0</b>	<b>0.00</b>		<b>0.00</b>
<b>OTHER FUNDS</b>	<b>\$0</b>	<b>0.00</b>	<b>\$0</b>	<b>0.00</b>	<b>\$6,667</b>	<b>0.00</b>		<b>0.00</b>

**DECISION ITEM DETAIL**

Budget Unit	FY 2022	FY 2022	FY 2023	FY 2023	FY 2024	FY 2024	*****	*****
Decision Item	ACTUAL	ACTUAL	BUDGET	BUDGET	DEPT REQ	DEPT REQ	SECURED	SECURED
Budget Object Class	DOLLAR	FTE	DOLLAR	FTE	DOLLAR	FTE	COLUMN	COLUMN
<b>MULTIMODAL OPERATIONS ADMIN</b>								
<b>Travel Costs NDI - 1605028</b>								
TRAVEL, IN-STATE	0	0.00	0	0.00	19,682	0.00	0	0.00
<b>TOTAL - EE</b>	<b>0</b>	<b>0.00</b>	<b>0</b>	<b>0.00</b>	<b>19,682</b>	<b>0.00</b>	<b>0</b>	<b>0.00</b>
<b>GRAND TOTAL</b>	<b>\$0</b>	<b>0.00</b>	<b>\$0</b>	<b>0.00</b>	<b>\$19,682</b>	<b>0.00</b>	<b>\$0</b>	<b>0.00</b>
<b>GENERAL REVENUE</b>								
	<b>\$0</b>	<b>0.00</b>	<b>\$0</b>	<b>0.00</b>	<b>\$0</b>	<b>0.00</b>		<b>0.00</b>
<b>FEDERAL FUNDS</b>								
	<b>\$0</b>	<b>0.00</b>	<b>\$0</b>	<b>0.00</b>	<b>\$747</b>	<b>0.00</b>		<b>0.00</b>
<b>OTHER FUNDS</b>								
	<b>\$0</b>	<b>0.00</b>	<b>\$0</b>	<b>0.00</b>	<b>\$18,935</b>	<b>0.00</b>		<b>0.00</b>



**DECISION ITEM SUMMARY**

Budget Unit									
Decision Item	FY 2022	FY 2022	FY 2023	FY 2023	FY 2024	FY 2024	*****	*****	
Budget Object Summary	ACTUAL	ACTUAL	BUDGET	BUDGET	DEPT REQ	DEPT REQ	SECURED	SECURED	
Fund	DOLLAR	FTE	DOLLAR	FTE	DOLLAR	FTE	COLUMN	COLUMN	
<b>PROGRAM DELIVERY</b>									
<b>CORE</b>									
PERSONAL SERVICES									
STATE ROAD	61,732,147	1,132.46	81,754,475	1,414.43	81,754,475	1,414.43	0	0.00	
TOTAL - PS	61,732,147	1,132.46	81,754,475	1,414.43	81,754,475	1,414.43	0	0.00	
EXPENSE & EQUIPMENT									
STATE ROAD	915,865,978	0.00	1,351,777,367	0.00	1,351,377,367	0.00	0	0.00	
TOTAL - EE	915,865,978	0.00	1,351,777,367	0.00	1,351,377,367	0.00	0	0.00	
PROGRAM-SPECIFIC									
STATE ROAD BOND FUND	200,101,150	0.00	201,259,881	0.00	201,259,881	0.00	0	0.00	
STATE ROAD	166,536,437	0.00	347,937,637	0.00	348,337,637	0.00	0	0.00	
TOTAL - PD	366,637,587	0.00	549,197,518	0.00	549,597,518	0.00	0	0.00	
<b>TOTAL</b>	<b>1,344,235,712</b>	<b>1,132.46</b>	<b>1,982,729,360</b>	<b>1,414.43</b>	<b>1,982,729,360</b>	<b>1,414.43</b>	<b>0</b>	<b>0.00</b>	
<b>Program Delivery NDI - 1605005</b>									
EXPENSE & EQUIPMENT									
STATE ROAD	0	0.00	0	0.00	379,000,000	0.00	0	0.00	
TOTAL - EE	0	0.00	0	0.00	379,000,000	0.00	0	0.00	
<b>TOTAL</b>	<b>0</b>	<b>0.00</b>	<b>0</b>	<b>0.00</b>	<b>379,000,000</b>	<b>0.00</b>	<b>0</b>	<b>0.00</b>	
<b>Pay Plan-Market Plan-PS - 1605006</b>									
PERSONAL SERVICES									
STATE ROAD	0	0.00	0	0.00	3,205,334	0.00	0	0.00	
TOTAL - PS	0	0.00	0	0.00	3,205,334	0.00	0	0.00	
<b>TOTAL</b>	<b>0</b>	<b>0.00</b>	<b>0</b>	<b>0.00</b>	<b>3,205,334</b>	<b>0.00</b>	<b>0</b>	<b>0.00</b>	
<b>Pay Plan-Vacancies-PS - 1605007</b>									
PERSONAL SERVICES									
STATE ROAD	0	0.00	0	0.00	895,830	0.00	0	0.00	
TOTAL - PS	0	0.00	0	0.00	895,830	0.00	0	0.00	
<b>TOTAL</b>	<b>0</b>	<b>0.00</b>	<b>0</b>	<b>0.00</b>	<b>895,830</b>	<b>0.00</b>	<b>0</b>	<b>0.00</b>	
<b>Design PS NDI - 1605014</b>									
PERSONAL SERVICES									

9/8/22 15:58

im\_disummary

**DECISION ITEM SUMMARY**

<b>Budget Unit</b>								
<b>Decision Item</b>	<b>FY 2022</b>	<b>FY 2022</b>	<b>FY 2023</b>	<b>FY 2023</b>	<b>FY 2024</b>	<b>FY 2024</b>	<b>*****</b>	<b>*****</b>
<b>Budget Object Summary</b>	<b>ACTUAL</b>	<b>ACTUAL</b>	<b>BUDGET</b>	<b>BUDGET</b>	<b>DEPT REQ</b>	<b>DEPT REQ</b>	<b>SECURED</b>	<b>SECURED</b>
<b>Fund</b>	<b>DOLLAR</b>	<b>FTE</b>	<b>DOLLAR</b>	<b>FTE</b>	<b>DOLLAR</b>	<b>FTE</b>	<b>COLUMN</b>	<b>COLUMN</b>
<b>PROGRAM DELIVERY</b>								
<b>Design PS NDI - 1605014</b>								
PERSONAL SERVICES								
STATE ROAD	0	0.00	0	0.00	65,909	1.00	0	0.00
TOTAL - PS	0	0.00	0	0.00	65,909	1.00	0	0.00
<b>TOTAL</b>	<b>0</b>	<b>0.00</b>	<b>0</b>	<b>0.00</b>	<b>65,909</b>	<b>1.00</b>	<b>0</b>	<b>0.00</b>
<b>Travel Costs NDI - 1605028</b>								
EXPENSE & EQUIPMENT								
STATE ROAD	0	0.00	0	0.00	252,531	0.00	0	0.00
TOTAL - EE	0	0.00	0	0.00	252,531	0.00	0	0.00
<b>TOTAL</b>	<b>0</b>	<b>0.00</b>	<b>0</b>	<b>0.00</b>	<b>252,531</b>	<b>0.00</b>	<b>0</b>	<b>0.00</b>
<b>Prog Delivery Fed Grants NDI - 1605030</b>								
EXPENSE & EQUIPMENT								
GENERAL REVENUE	0	0.00	0	0.00	50,000,000	0.00	0	0.00
TOTAL - EE	0	0.00	0	0.00	50,000,000	0.00	0	0.00
<b>TOTAL</b>	<b>0</b>	<b>0.00</b>	<b>0</b>	<b>0.00</b>	<b>50,000,000</b>	<b>0.00</b>	<b>0</b>	<b>0.00</b>
<b>GRAND TOTAL</b>	<b>\$1,344,235,712</b>	<b>1,132.46</b>	<b>\$1,982,729,360</b>	<b>1,414.43</b>	<b>\$2,416,148,964</b>	<b>1,415.43</b>	<b>\$0</b>	<b>0.00</b>

## CORE DECISION ITEM

Department of Transportation					Budget Unit: <u>Program Delivery</u>				
Division: Program Delivery									
Core: Program Delivery					HB Section: <u>4.425</u>				
1. CORE FINANCIAL SUMMARY									
FY 2024 Budget Request					FY 2024 Governor's Recommendation				
	GR	Federal	Other	Total		GR	Federal	Other	Total
PS	0	0	81,754,475	81,754,475	PS	0	0	0	0
EE	0	0	1,351,777,367	1,351,777,367	EE	0	0	0	0
PSD	0	0	549,197,518	549,197,518	PSD	0	0	0	0
TRF	0	0	0	0	TRF	0	0	0	0
Total	0	0	1,982,729,360	1,982,729,360	Total	0	0	0	0
FTE	0.00	0.00	1,414.43	1,414.43	FTE	0.00	0.00	0.00	0.00
HB 4	0	0	66,580,992	66,580,992	HB 4	0	0	0	0
HB 5	0	0	6,295,095	6,295,095	HB 5	0	0	0	0
Note: Fringes budgeted in House Bill 5 except for certain fringes budgeted directly to MoDOT, Highway Patrol, and Conservation.					Note: Fringes budgeted in House Bill 5 except for certain fringes budgeted directly to MoDOT, Highway Patrol, and Conservation.				
Other Funds: State Road Fund (0320), State Road Bond Fund (0319)					Other Funds:				
2. CORE DESCRIPTION									
The appropriations include personal services, expense and equipment and program disbursements for planning, design, right of way acquisitions, contractor payments, pass-through funds to local entities and debt service on outstanding bonds associated with road and bridge construction. The proposed costs represent payments associated with awarded projects in the Missouri Highways and Transportation Commission-approved Statewide Transportation Improvement Program (STIP). The payments are for projects awarded in previous fiscal years, as well as the current fiscal year, because payments are made as contractors complete the work in the months after projects are awarded. These expenses, excluding debt service, are paid from the State Road Fund and later federally reimbursed by the Federal Highway Administration. Typically, 80 percent of these expenses are reimbursed with federal funding.									
3. PROGRAM LISTING (list programs included in this core funding)									
Planning, design, construction, rehabilitation & reconstruction of roads and bridges					Landscaping and other scenic beautification		District legal activities		
Construction and material inspection					Archaeological planning and research		Project monitoring		
Incidental costs in the purchase of right of way for construction					Environmental mitigation				
Research					Construction contract monitoring				
Motorist Assist Program					Transportation Management System				
Provide facilities for pedestrians and bicyclists					Historical preservation				

CORE DECISION ITEM

Department of Transportation

Division: Program Delivery

Core: Program Delivery

Budget Unit: Program Delivery

HB Section: 4.425

The Department's request for the fiscal year 2024 Program Delivery budget by type and fund is as follows:

		Core	Fund
PS	Program Delivery	\$81,754,475	State Road Fund
E&E	Program Delivery	\$1,351,777,367	State Road Fund
Programs	Program Delivery	\$230,548,656	State Road Fund
	Debt Service on Bonds	\$117,388,981	State Road Fund
	Debt Service on Bonds	\$201,259,881	State Road Bond Fund
		\$1,982,729,360	

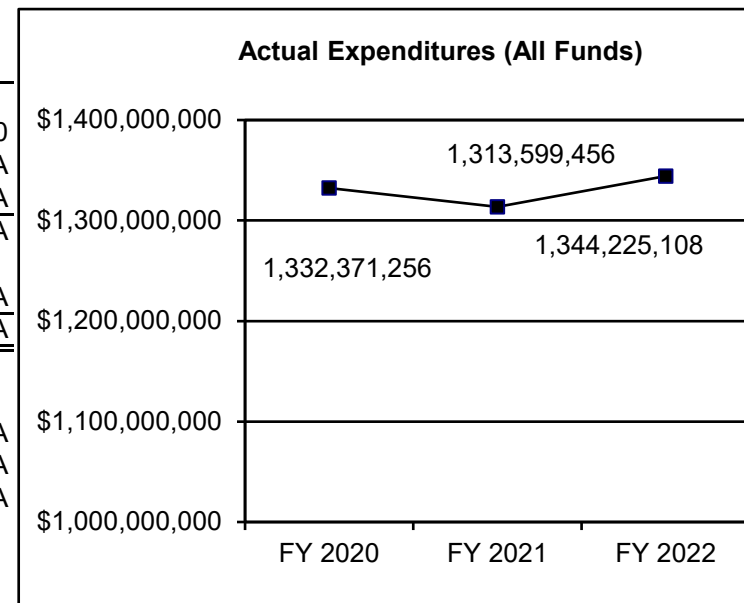


## CORE DECISION ITEM

<b>Department of Transportation</b>	<b>Budget Unit: Program Delivery</b>
<b>Division: Program Delivery</b>	
<b>Core: Program Delivery</b>	<b>HB Section: 4.425</b>

## 4. FINANCIAL HISTORY

	<b>FY 2020 Actual</b>	<b>FY 2021 Actual</b>	<b>FY 2022 Actual</b>	<b>FY 2023 Current Yr.</b>
Appropriation (All Funds)	1,576,343,059	1,768,359,045	1,823,460,551	1,982,729,360
Less Reverted (All Funds)	0	0	0	N/A
Less Restricted (All Funds)	0	0	0	N/A
Budget Authority (All Funds)	1,576,343,059	1,768,359,045	1,823,460,551	N/A
Actual Expenditures (All Funds)	1,332,371,256	1,313,599,456	1,344,225,108	N/A
Unexpended (All Funds)	243,971,803	454,759,589	479,235,443	N/A
Unexpended, by Fund:				
General Revenue	0	0	0	N/A
Federal	0	0	0	N/A
Other	243,971,803	454,759,589	479,235,443	N/A
	<b>(1)</b>	<b>(1)</b>	<b>(1)</b>	



\*Restricted amount is N/A

Reverted includes Governor's standard three percent reserve (when applicable).

Restricted includes any extraordinary expenditure restrictions (when applicable).

**NOTES:**

**(1) The unexpended balance includes funds committed through purchase orders for items and services ordered, but not received by the end of the fiscal year. The following table breaks out these amounts by fiscal year.**

	<b>FY2020</b>	<b>FY2021</b>	<b>FY2022</b>
<b>Purchase Orders</b>	\$7,202,341	\$5,925,285	\$7,765,793

## FLEXIBILITY REQUEST FORM

<b>BUDGET UNIT NUMBER:</b>	Multiple	<b>DEPARTMENT:</b>	Missouri Department of Transportation (MoDOT)
<b>BUDGET UNIT NAME:</b>	Multiple	<b>DIVISION:</b>	Department Wide
<b>HOUSE BILL SECTION:</b>	4.400, 4.405, 4.410, 4.415, 4.420, 4.425, 4.450, 4.460, 4.475		

**1. Provide the amount by fund of personal service flexibility and the amount by fund of expense and equipment flexibility you are requesting in dollar and percentage terms and explain why the flexibility is needed. If flexibility is being requested among divisions, provide the amount by fund of flexibility you are requesting in dollar and percentage terms and explain why the flexibility is needed.**

## DEPARTMENT REQUEST

The department is requesting 20 percent flexibility between personal services, fringe benefits and expense and equipment for fiscal year 2024. This flexibility allows MoDOT to provide services in the most efficient and reliable manner without artificially increasing appropriation authority.

**2. Estimate how much flexibility will be used for the budget year. How much flexibility was used in the Prior Year Budget and the Current Year Budget? Please specify the amount.**

PRIOR YEAR ACTUAL AMOUNT OF FLEXIBILITY USED	CURRENT YEAR ESTIMATED AMOUNT OF FLEXIBILITY THAT WILL BE USED	BUDGET REQUEST ESTIMATED AMOUNT OF FLEXIBILITY THAT WILL BE USED
In fiscal year 2022, MoDOT used \$7,000 of flexibility in the State Transportation Fund, or 7.0 percent, and \$375 of flexibility in the Multimodal Federal Fund, or 0.2 percent, from retirement to medical and life insurance.	The General Assembly approved 20 percent flexibility between all MoDOT personal services and expense and equipment appropriations in fiscal year 2023; however, the amount of flexibility that will be used is unknown.	The department is requesting 20 percent flexibility between personal services, fringe benefits and expense and equipment appropriations, as needed.

**3. Please explain how flexibility was used in the prior and/or current years.**

Prior Year Explain Actual Use	Current Year Explain Planned Use
The flexibility was used to pay for medical and life insurance fringe benefits for the remainder of the year.	N/A - Flexibility has not yet been used in the current year.

**FY 2024  
Flexibility Requests**

MISSOURI DEPARTMENT OF TRANSPORTATION (MoDOT)							
						FLEXIBILITY	
HB	APPROP	APPROP NAME	FUND	FUND	FY 23 APPROP AMT	FY 23 TAFP	FY 24 REQUESTED
4.400	7435	ADMINISTRATION PS-0320	0320	OTHER	\$21,146,543	20% (PS & E&E)	20% (PS, FB & E&E)
4.400	7436	ADMINISTRATION E&E-0320	0320	OTHER	\$6,359,448	20% (PS & E&E)	20% (PS, FB & E&E)
4.400	9168	ORGANIZATIONAL DUES-0320	0320	OTHER	\$70,000	20% (PS & E&E)	20% (PS, FB & E&E)
4.400	9169	ORGANIZATIONAL DUES-0126	0126	FED	\$5,000	20% (PS & E&E)	20% (PS, FB & E&E)
4.400	9170	ORGANIZATIONAL DUES-0659	0659	OTHER	\$5,000	20% (PS & E&E)	20% (PS, FB & E&E)
4.405	6428	RETIREMENT-0126	0126	FED	\$207,717	50% (FB)	20% (PS, FB & E&E), 50% (FB)
4.405	6429	RETIREMENT-0149	0149	FED	\$263,474	50% (FB)	20% (PS, FB & E&E), 50% (FB)
4.405	6430	RETIREMENT-0320	0320	OTHER	\$163,455,410	50% (FB)	20% (PS, FB & E&E), 50% (FB)
4.405	6431	RETIREMENT-0659	0659	OTHER	\$309,303	50% (FB)	20% (PS, FB & E&E), 50% (FB)
4.405	6432	RETIREMENT-0675	0675	OTHER	\$106,058	50% (FB)	20% (PS, FB & E&E), 50% (FB)
4.405	6433	RETIREMENT-0952	0952	OTHER	\$331,096	50% (FB)	20% (PS, FB & E&E), 50% (FB)
4.410	6434	MEDICAL LIFE EAP-0126	0126	FED	\$55,030	50% (FB)	20% (PS, FB & E&E), 50% (FB)
4.410	6435	MEDICAL LIFE EAP-0149	0149	FED	\$63,654	50% (FB)	20% (PS, FB & E&E), 50% (FB)
4.410	6436	MEDICAL LIFE EAP-0659	0659	OTHER	\$88,560	50% (FB)	20% (PS, FB & E&E), 50% (FB)
4.410	6437	MEDICAL LIFE EAP-0675	0675	OTHER	\$27,091	50% (FB)	20% (PS, FB & E&E), 50% (FB)
4.410	6438	MEDICAL LIFE EAP-0952	0952	OTHER	\$90,918	50% (FB)	20% (PS, FB & E&E), 50% (FB)
4.410	6439	MEDICAL LIFE EAP PS-0320	0320	OTHER	\$54,457,338	50% (FB)	20% (PS, FB & E&E), 50% (FB)

**FY 2024  
Flexibility Requests**

MISSOURI DEPARTMENT OF TRANSPORTATION (MoDOT)							
						FLEXIBILITY	
HB	APPROP	APPROP NAME	FUND	FUND	FY 23 APPROP AMT	FY 23 TAFP	FY 24 REQUESTED
4.410	6440	MEDICAL LIFE EAP E&E-0320	0320	OTHER	\$79,370	50% (FB)	20% (PS, FB & E&E), 50% (FB)
4.415	6441	RETIREE BENEFITS-0320	0320	OTHER	\$18,629,968	50% (FB)	20% (PS, FB & E&E), 50% (FB)
4.420	6442	WORKERS' COMPENSATION-0320	0320	OTHER	\$8,191,671	50% (FB)	20% (PS, FB & E&E), 50% (FB)
4.425	7440	PROGRAM DELIVERY PS-0320	0320	OTHER	\$81,754,475	20% (PS & E&E)	20% (PS, FB & E&E)
4.425	4402	PROGRAM DELIVERY E&E-0320	0320	OTHER	\$27,918,023	20% (PS & E&E)	20% (PS, FB & E&E)
4.455	6310	SAFETY AND OPERATIONS E&E-0149	0149	FED	\$55,384	20% (PS & E&E), 10% (PS & E&E)	20% (PS, FB & E&E), 10% (PS & E&E)
4.450	6311	SAFETY AND OPERATIONS E&E-0246	0246	OTHER	\$250,000	20% (PS & E&E), 10% (PS & E&E)	20% (PS, FB & E&E), 10% (PS & E&E)
4.450	4399	SAFETY AND OPERATIONS E&E-0320	0320	OTHER	\$253,488,236	20% (PS & E&E), 10% (PS & E&E)	20% (PS, FB & E&E), 10% (PS & E&E)
4.450	6309	SAFETY AND OPERATIONS PS-0149	0149	FED	\$453,870	20% (PS & E&E), 10% (PS & E&E)	20% (PS, FB & E&E), 10% (PS & E&E)
4.450	7445	SAFETY AND OPERATIONS PS-0320	0320	OTHER	\$163,862,677	20% (PS & E&E), 10% (PS & E&E)	20% (PS, FB & E&E), 10% (PS & E&E)
4.460	0118	FLEET FAC & INFO SYS E&E-0320	0320	OTHER	\$88,298,000	20% (PS & E&E), 10% (PS & E&E)	20% (PS, FB & E&E), 10% (PS & E&E)
4.460	7464	FLEET FAC & INFO SYS PS-0320	0320	OTHER	\$13,142,671	20% (PS & E&E), 10% (PS & E&E)	20% (PS, FB & E&E), 10% (PS & E&E)
4.475	8901	MULTIMODAL OPS ADMIN PS-0126	0126	FED	\$357,795	20% (PS & E&E), 10% (PS & E&E)	20% (PS, FB & E&E), 10% (PS & E&E)
4.475	8902	MULTIMODAL OPS ADMIN E&E-0126	0126	FED	\$269,600	20% (PS & E&E), 10% (PS & E&E)	20% (PS, FB & E&E), 10% (PS & E&E)
4.475	7468	MULTIMODAL OPS ADMIN PS-0320	0320	OTHER	\$534,921	20% (PS & E&E), 10% (PS & E&E)	20% (PS, FB & E&E), 10% (PS & E&E)
4.475	8904	MULTIMODAL OPS ADMIN E&E-0320	0320	OTHER	\$39,852	20% (PS & E&E), 10% (PS & E&E)	20% (PS, FB & E&E), 10% (PS & E&E)

**FY 2024  
Flexibility Requests**

MISSOURI DEPARTMENT OF TRANSPORTATION (MoDOT)							
						FLEXIBILITY	
HB	APPROP	APPROP NAME	FUND	FUND	FY 23 APPROP AMT	FY 23 TAFP	FY 24 REQUESTED
4.475	6174	MULTIMODAL OPS ADMIN PS-0659	0659	OTHER	\$532,827	20% (PS & E&E), 10% (PS & E&E)	20% (PS, FB & E&E), 10% (PS & E&E)
4.475	6175	MULTIMODAL OPS ADMIN E&E-0659	0659	OTHER	\$146,106	20% (PS & E&E), 10% (PS & E&E)	20% (PS, FB & E&E), 10% (PS & E&E)
4.475	9939	MULTIMODAL OPS ADMIN PS-0675	0675	OTHER	\$182,705	20% (PS & E&E), 10% (PS & E&E)	20% (PS, FB & E&E), 10% (PS & E&E)
4.475	2270	MULTIMODAL OPS ADMIN E&E-0675	0675	OTHER	\$26,220	20% (PS & E&E), 10% (PS & E&E)	20% (PS, FB & E&E), 10% (PS & E&E)
4.475	4660	MULTIMODAL OPS ADMIN PS-0952	0952	OTHER	\$570,370	20% (PS & E&E), 10% (PS & E&E)	20% (PS, FB & E&E), 10% (PS & E&E)
4.475	4661	MULTIMODAL OPS ADMIN E&E-0952	0952	OTHER	\$24,827	20% (PS & E&E), 10% (PS & E&E)	20% (PS, FB & E&E), 10% (PS & E&E)

## FLEXIBILITY REQUEST FORM

<b>BUDGET UNIT NUMBER:</b> 60516C <b>BUDGET UNIT NAME:</b> Program Delivery <b>HOUSE BILL SECTION:</b> 4.425		<b>DEPARTMENT:</b> Missouri Department of Transportation (MoDOT) <b>DIVISION:</b> Program Delivery	
<b>1. Provide the amount by fund of personal service flexibility and the amount by fund of expense and equipment flexibility you are requesting in dollar and percentage terms and explain why the flexibility is needed. If flexibility is being requested among divisions, provide the amount by fund of flexibility you are requesting in dollar and percentage terms and explain why the flexibility is needed.</b>			
<b>DEPARTMENT REQUEST</b>			
The department is requesting 50 percent flexibility for the State Road Fund and State Road Bond Fund for fiscal year 2024 between program expenses for debt service on bonds. This flexibility is requested to help manage scheduled debt service payments. This flexibility allows MoDOT to provide services in the most efficient and reliable manner without artificially increasing appropriation authority.			
<b>2. Estimate how much flexibility will be used for the budget year. How much flexibility was used in the Prior Year Budget and the Current Year Budget? Please specify the amount.</b>			
<b>PRIOR YEAR ACTUAL AMOUNT OF FLEXIBILITY USED</b>	<b>CURRENT YEAR ESTIMATED AMOUNT OF FLEXIBILITY THAT WILL BE USED</b>	<b>BUDGET REQUEST ESTIMATED AMOUNT OF FLEXIBILITY THAT WILL BE USED</b>	
N/A - Flexibility was not used in the prior year.	The General Assembly approved 50 percent flexibility between program expenses for debt service on bonds from the State Road Fund and State Road Bond Fund in fiscal year 2023; however, the amount of flexibility that will be used is unknown.	The department is requesting 50 percent flexibility between program expenses for debt service on bonds from the State Road Fund and State Road Bond Fund, as needed.	
<b>3. Please explain how flexibility was used in the prior and/or current years.</b>			
<b>Prior Year Explain Actual Use</b>		<b>Current Year Explain Planned Use</b>	
N/A - Flexibility was not used in the prior year.		N/A - Flexibility has not yet been used in the current year.	

**FY 2024  
Flexibility Requests**

MISSOURI DEPARTMENT OF TRANSPORTATION (MoDOT)							
						FLEXIBILITY	
HB	APPROP	APPROP NAME	FUND	FUND	FY 23 APPROP AMT	FY 23 TAFP	FY 24 REQUESTED
4.425	3550	BOND PRINCIPAL & INTEREST-0320	0320	OTHER	\$117,388,981	50%	50%
4.425	7485	BOND PRINCIPAL & INTEREST-0319	0319	OTHER	\$201,259,881	50%	50%

---

**CORE RECONCILIATION**


---

**MO DEPT. OF TRANSPORTATION****PROGRAM DELIVERY**


---

**5. CORE RECONCILIATION**


---

		<b>Budget Class</b>	<b>FTE</b>	<b>GR</b>	<b>Federal</b>	<b>Other</b>	<b>Total</b>	<b>Explanation</b>
<b>TAFP AFTER VETOES</b>								
		PS	1,414.43	0	0	81,754,475	81,754,475	
		EE	0.00	0	0	1,351,777,367	1,351,777,367	
		PD	0.00	0	0	549,197,518	549,197,518	
		<b>Total</b>	<b>1,414.43</b>	<b>0</b>	<b>0</b>	<b>1,982,729,360</b>	<b>1,982,729,360</b>	
<b>DEPARTMENT CORE ADJUSTMENTS</b>								
Core Reallocation	[#378]	EE	0.00	0	0	(400,000)	(400,000)	BOBC reallocation based on historical actual expenditures
Core Reallocation	[#378]	PD	0.00	0	0	400,000	400,000	BOBC reallocation based on historical actual expenditures
<b>NET DEPARTMENT CHANGES</b>			<b>0.00</b>	<b>0</b>	<b>0</b>	<b>0</b>	<b>0</b>	
<b>DEPARTMENT CORE REQUEST</b>								
		PS	1,414.43	0	0	81,754,475	81,754,475	
		EE	0.00	0	0	1,351,377,367	1,351,377,367	
		PD	0.00	0	0	549,597,518	549,597,518	
		<b>Total</b>	<b>1,414.43</b>	<b>0</b>	<b>0</b>	<b>1,982,729,360</b>	<b>1,982,729,360</b>	
<b>GOVERNOR'S RECOMMENDED CORE</b>								
		PS	1,414.43	0	0	81,754,475	81,754,475	
		EE	0.00	0	0	1,351,377,367	1,351,377,367	
		PD	0.00	0	0	549,597,518	549,597,518	
		<b>Total</b>	<b>1,414.43</b>	<b>0</b>	<b>0</b>	<b>1,982,729,360</b>	<b>1,982,729,360</b>	



## DECISION ITEM DETAIL

Budget Unit	FY 2022	FY 2022	FY 2023	FY 2023	FY 2024	FY 2024	*****	*****
Decision Item	ACTUAL	ACTUAL	BUDGET	BUDGET	DEPT REQ	DEPT REQ	SECURED	SECURED
Budget Object Class	DOLLAR	FTE	DOLLAR	FTE	DOLLAR	FTE	COLUMN	COLUMN
<b>PROGRAM DELIVERY</b>								
<b>CORE</b>								
SR TRAFFIC SYSTEMS OPERATOR	85,646	2.09	80,252	2.00	88,181	2.00	0	0.00
RIGHT OF WAY TECHNICIAN	37,436	1.17	34,186	1.00	66,922	2.00	0	0.00
INCIDENT MANAGEMENT COORDINATR	117,352	2.08	64,864	1.00	131,816	2.00	0	0.00
ADMINISTRATIVE TECHNICIAN	345,559	10.34	278,370	8.00	787,314	22.00	0	0.00
SR ADMINISTRATIVE TECHNICIAN	208,087	5.57	288,766	7.00	359,271	9.00	0	0.00
SENIOR OFFICE ASSISTANT	94,850	3.25	224,409	6.00	224,409	6.00	0	0.00
EXECUTIVE ASSISTANT	296,927	8.27	390,483	10.00	390,483	10.00	0	0.00
INTERMEDIATE PLANNING TECHNICI	25,902	0.71	78,273	2.00	0	0.00	0	0.00
SENIOR PLANNING TECHNICIAN	283,310	6.39	392,144	8.00	289,174	6.00	0	0.00
SUPPLY OFFICE ASSISTANT	28,930	1.00	36,605	1.00	36,605	1.00	0	0.00
SENIOR RIGHT OF WAY TECHNICIAN	71,878	1.69	87,926	2.00	87,926	2.00	0	0.00
MAINTENANCE TECHNICIAN	30,016	0.96	0	0.00	33,269	1.00	0	0.00
MATERIALS TESTING SUPERVISOR	153,754	3.16	169,143	3.00	176,539	3.00	0	0.00
MATERIALS TESTING SPECIALIST	132,432	3.08	191,959	4.00	203,158	4.00	0	0.00
TRAFFIC SYSTEMS SUPERVISOR	44,628	1.01	48,775	1.00	54,768	1.00	0	0.00
DIV ADMIN SUPPORT SUPERVISOR	51,908	1.01	53,360	1.00	54,768	1.00	0	0.00
CONST PROJECT OFFICE ASSISTANT	438,027	13.59	706,828	19.50	0	0.00	0	0.00
LEGAL SECRETARY	0	0.00	32,838	1.00	0	0.00	0	0.00
SR ENGINEERING TECH-TPT	26,444	0.51	103,751	3.00	0	0.00	0	0.00
MOTORIST ASSISTANCE OPER SUPER	109,779	2.27	106,352	2.00	117,693	2.00	0	0.00
SENIOR CORE DRILL ASSISTANT	37,968	1.03	86,106	2.00	86,106	2.00	0	0.00
CORE DRILL ASSISTANT	104,846	3.32	201,593	5.00	201,593	5.00	0	0.00
CORE DRILL OPERATOR	71,747	1.74	93,298	2.00	99,892	2.00	0	0.00
MAINTENANCE WORKER	67,037	2.14	0	0.00	73,007	2.00	0	0.00
SENIOR MAINTENANCE WORKER	0	0.00	1,783	0.00	1,783	0.00	0	0.00
CORE DRILL SUPERINTENDENT	55,691	0.97	63,483	1.00	65,908	1.00	0	0.00
INTER CORE DRILL ASSISTANT	30,766	0.94	1,413	0.00	42,577	1.00	0	0.00
CORE DRILL SUPERVISOR	50,454	1.03	54,583	1.00	58,846	1.00	0	0.00
MOTORIST ASSISTANCE OPERATOR	1,371,550	35.41	816,147	31.00	1,583,019	31.00	0	0.00
MOTOR ASSISTANCE SHIFT SUPV	319,937	7.28	334,327	7.00	375,420	7.00	0	0.00
SR ENGINEERING TECH-TPT/SSPD	15,156	0.28	0	0.00	0	0.00	0	0.00
SENIOR MATERIALS TECHNICIAN	574,405	14.16	663,225	16.00	663,225	16.00	0	0.00

**DECISION ITEM DETAIL**

Budget Unit	FY 2022	FY 2022	FY 2023	FY 2023	FY 2024	FY 2024	*****	*****
Decision Item	ACTUAL	ACTUAL	BUDGET	BUDGET	DEPT REQ	DEPT REQ	SECURED	SECURED
Budget Object Class	DOLLAR	FTE	DOLLAR	FTE	DOLLAR	FTE	COLUMN	COLUMN
<b>PROGRAM DELIVERY</b>								
<b>CORE</b>								
CONSTRUCTION TECHNICIAN	315,649	9.99	584,220	17.08	584,220	17.08	0	0.00
SR CONSTRUCTION TECHNICIAN	1,498,517	37.99	1,748,496	44.40	2,077,371	44.40	0	0.00
DESIGN TECHNICIAN	117,760	3.72	392,194	12.00	109,510	12.00	0	0.00
INTERMEDIATE DESIGN TECHNICIAN	151,341	4.14	118,388	3.00	198,486	5.00	0	0.00
ASSISTANT SURVEY TECHNICIAN	33,903	1.27	93,036	3.00	0	0.00	0	0.00
INTER CONSTRUCTION TECH	946,608	26.97	1,002,705	26.00	1,002,705	26.00	0	0.00
ASSISTANT DESIGN TECHNICIAN	0	0.00	30,262	1.00	0	0.00	0	0.00
SENIOR DESIGN TECHNICIAN	404,975	9.70	454,968	10.00	598,508	11.00	0	0.00
MATERIALS TECHNICIAN	76,321	2.42	172,450	5.00	172,450	5.00	0	0.00
INTER MATERIALS TECH	379,976	10.72	398,923	10.00	462,640	12.00	0	0.00
BRIDGE INSPECTION TECH-TPT	19,090	0.34	0	0.00	0	0.00	0	0.00
SR TR SIGNAL AND LIGHTING TECH	0	0.00	52,404	1.00	0	0.00	0	0.00
SURVEY TECHNICIAN	177,010	5.75	306,121	9.00	306,121	9.00	0	0.00
INTERMEDIATE SURVEY TECHNICIAN	106,197	3.18	113,507	5.00	0	0.00	0	0.00
SENIOR SURVEY TECHNICIAN	452,170	11.17	497,460	11.00	497,460	11.00	0	0.00
LAND SURVEYOR IN TRAINING	220,246	5.18	189,325	4.00	300,758	6.00	0	0.00
LAND SURVEY COORDINATOR	64,474	1.00	70,251	1.00	73,817	1.00	0	0.00
DISTRICT LAND SURVEY MANAGER	427,967	6.91	459,917	7.00	516,719	7.00	0	0.00
SENIOR FIELD ACQUISITION TECHN	251,498	6.33	217,830	5.00	286,220	6.00	0	0.00
INTER FLD ACQUISITION TECH	61,830	1.81	84,801	2.00	84,801	2.00	0	0.00
LEAD FIELD ACQUISITION TECH	97,007	2.10	98,805	2.00	109,537	2.00	0	0.00
FIELD ACQUISITION TECHNICIAN	0	0.00	68,710	2.00	0	0.00	0	0.00
LAND SURVEYOR - TPT	36,039	0.66	0	0.00	0	0.00	0	0.00
LAND SURVEY SUPERVISOR	284,005	4.96	300,413	5.00	329,540	5.00	0	0.00
LAND SURVEYOR	462,549	9.26	865,829	16.18	510,687	16.18	0	0.00
ADMINISTRATIVE TECHNICIAN-TPT	45,844	1.20	0	0.00	0	0.00	0	0.00
SENIOR CADD SUPPORT SPECIALIST	53,423	1.00	55,970	1.00	65,908	1.00	0	0.00
SENIOR CARTOGRAPHER	0	0.00	45,833	1.00	0	0.00	0	0.00
SENIOR TRAFFIC SPECIALIST	25,595	0.55	49,975	1.00	50,289	1.00	0	0.00
FABRICATION TECHNICIAN	39,816	0.83	56,724	1.00	56,724	1.00	0	0.00
STRUCTURAL ANALYST	147,218	3.00	109,017	2.00	160,302	3.00	0	0.00
SENIOR STRUCTURAL TECHNICIAN	19,538	0.48	259,323	6.00	33,072	1.00	0	0.00

**DECISION ITEM DETAIL**

Budget Unit	FY 2022	FY 2022	FY 2023	FY 2023	FY 2024	FY 2024	*****	*****
Decision Item	ACTUAL	ACTUAL	BUDGET	BUDGET	DEPT REQ	DEPT REQ	SECURED	SECURED
Budget Object Class	DOLLAR	FTE	DOLLAR	FTE	DOLLAR	FTE	COLUMN	COLUMN
<b>PROGRAM DELIVERY</b>								
<b>CORE</b>								
CONSTRUCTION CONTRACT ADMINIST	44,448	1.00	48,646	1.00	50,789	1.00	0	0.00
SR ACCOUNT TECHNICIAN	0	0.00	378	0.00	378	0.00	0	0.00
DIST FINAL PLANS & REP PROC	280,965	6.31	370,974	7.00	370,974	7.00	0	0.00
FINAL PLANS REVIEWER	53,351	1.00	55,970	1.00	56,232	1.00	0	0.00
SR ADMINSTRATIVE TECHN-TPT	21,703	0.54	36,750	1.00	0	0.00	0	0.00
FLD ACQUISITION COORDINATOR	57,702	0.99	61,355	1.00	61,355	1.00	0	0.00
STRUCTURAL SPECIALIST	247,640	5.43	289,422	6.00	308,772	6.00	0	0.00
DISTRICT UTILITIES MANAGER	35,318	0.49	0	0.00	147,634	2.00	0	0.00
TRAFFIC SPECIALIST	21,660	0.50	0	0.00	0	0.00	0	0.00
SR FABRICATION TECHNICIAN	113,369	1.87	125,391	2.00	131,816	2.00	0	0.00
INTER STRUCTURAL TECHNICIAN	64,447	1.77	131,409	3.00	131,409	3.00	0	0.00
STRUCTURAL TECHNICIAN	38,878	1.20	181,140	5.07	181,140	5.07	0	0.00
BRIDGE INVENTORY ANALYST	121,438	3.00	85,720	2.00	133,713	3.00	0	0.00
MARKET ANALYSIS COORDINATOR	60,670	1.00	67,316	1.00	73,817	1.00	0	0.00
SR ENVIRONMENTAL SPECIAL-TPT	10,285	0.23	0	0.00	0	0.00	0	0.00
INT INFO SYSTEMS TECHNOLOGIST	0	0.00	98,680	2.00	0	0.00	0	0.00
CIVIL RIGHTS SPECIALIST	42,489	1.04	0	0.00	46,811	1.00	0	0.00
INT CIVIL RIGHTS SPECIALIST	109,679	2.38	200,241	4.00	200,241	4.00	0	0.00
SR CIVIL RIGHTS SPECIALIST	164,612	3.13	236,803	4.00	275,790	4.00	0	0.00
SR ENVIRNMENTAL SPECIALIST	155,479	2.76	176,307	3.00	186,173	3.00	0	0.00
HISTORIC PRESERVATION SPECIALI	52,388	1.24	89,662	2.00	93,621	2.00	0	0.00
INTERMEDIATE CHEMIST	3,955	0.08	49,528	1.00	0	0.00	0	0.00
INTRM HISTORIC PRESERVATION SP	25,923	0.57	99,980	2.00	0	0.00	0	0.00
SENIOR GIS SPECIALIST	326,604	6.21	335,445	6.00	417,058	7.00	0	0.00
SR HISTORIC PRESERVATION SPECI	384,797	7.00	419,022	7.00	430,434	7.00	0	0.00
SENIOR PARALEGAL	217,717	4.21	169,334	3.00	289,112	5.00	0	0.00
TRANSPORTATION PLANNING SPECIA	369,905	6.00	482,724	7.00	482,724	7.00	0	0.00
PARALEGAL	31,224	0.75	43,829	1.00	46,811	1.00	0	0.00
INTERMEDIATE PARALEGAL	81,748	1.79	98,305	2.00	98,305	2.00	0	0.00
WETLAND COORDINATOR	0	0.00	69,826	1.00	0	0.00	0	0.00
SENIOR CHEMIST	220,935	4.00	230,745	4.00	233,822	4.00	0	0.00
CONSTR MANGMNT SYSTEMS ADMINIS	69,088	1.00	72,487	1.00	82,675	1.00	0	0.00

**DECISION ITEM DETAIL**

Budget Unit	FY 2022	FY 2022	FY 2023	FY 2023	FY 2024	FY 2024	*****	*****
Decision Item	ACTUAL	ACTUAL	BUDGET	BUDGET	DEPT REQ	DEPT REQ	SECURED	SECURED
Budget Object Class	DOLLAR	FTE	DOLLAR	FTE	DOLLAR	FTE	COLUMN	COLUMN
<b>PROGRAM DELIVERY</b>								
<b>CORE</b>								
TRANSP MGT SYS ADMINISTRATOR	267,113	4.00	304,110	4.00	330,700	4.00	0	0.00
DATA REPORT ANALYST	31,083	0.75	0	0.00	0	0.00	0	0.00
SR ADMIN PROFESSIONAL-TPT	36,465	0.64	0	0.00	0	0.00	0	0.00
INT DATA REPORT ANALYST	11,864	0.25	0	0.00	48,533	1.00	0	0.00
DESIGN MGT SYSTEMS ADMINISTRAT	71,684	1.00	75,211	1.00	82,675	1.00	0	0.00
EXTERNAL CIVIL RIGHTS MANAGER	61,815	1.00	65,231	1.00	73,817	1.00	0	0.00
SR HISTORIC PRESERV SPEC-NSS	108,616	1.98	62,496	1.00	120,265	2.00	0	0.00
ENVIRONMENTAL SPECIALIST-SS	0	0.00	1,962	0.00	1,962	0.00	0	0.00
INT ENVIRONMENTAL SPEC-SS	16,593	0.36	51,099	1.00	0	0.00	0	0.00
SR ENVIRNMENTAL SPEC-SS	429,106	7.96	459,805	8.00	520,271	9.00	0	0.00
STORMWATER COMPLIANCE COORDIN/	65,056	1.00	69,912	1.00	69,912	1.00	0	0.00
INT HISTORIC PRESERV SPEC-NSS	37,849	0.83	49,528	1.00	49,528	1.00	0	0.00
HISTORIC PRESERVATION SPEC-NSS	6,937	0.17	44,582	1.00	0	0.00	0	0.00
ASST TO STATE DESIGN ENGR - RW	83,376	1.00	87,485	1.00	111,192	1.00	0	0.00
ASST TRANSP PLANNING DIRECTOR	88,323	1.00	90,928	1.00	111,192	1.00	0	0.00
POLICY/INNOVATION PROGRAM MGR.	70,380	1.00	74,219	1.00	92,596	1.00	0	0.00
GIS SPECIALIST	73,853	1.82	134,622	3.00	134,622	3.00	0	0.00
INT GIS SPECIALIST	3,767	0.09	96,459	2.00	0	0.00	0	0.00
ENVIRONMENTAL CHEMIST	262,384	3.99	275,726	4.00	288,800	4.00	0	0.00
TRANS SYSTEM ANALYSIS COORD	78,897	1.00	0	0.00	103,708	1.00	0	0.00
INTER R/W SPECIALIST	336,849	7.30	349,738	7.00	349,738	7.00	0	0.00
PROFESSIONAL SERVICES COORD	10,610	0.17	0	0.00	73,817	1.00	0	0.00
COMMUNICATIONS COORDINATOR	65,693	1.00	68,569	1.00	68,819	1.00	0	0.00
TRANSPORTATION DATA ANALYST	46,806	0.95	55,358	1.00	55,358	1.00	0	0.00
SENIOR ROW SPECIALIST-TPT	89,359	1.51	28,270	0.50	0	0.00	0	0.00
ENVIRONMENTAL COMPLNC MANAGER	115,407	1.91	65,678	1.00	147,634	2.00	0	0.00
INFO SYSTEMS TECHNOLOGIST	37,476	0.92	42,244	1.00	46,811	1.00	0	0.00
SR INFO SYSTEMS TECHNOLOGIST	102,669	2.00	160,038	3.00	160,038	3.00	0	0.00
SR R/W SPECIALIST	851,514	16.17	1,073,118	18.02	1,073,118	18.02	0	0.00
RIGHT OF WAY SPECIALIST	222,196	5.41	277,205	6.00	374,484	6.00	0	0.00
CHEMICAL LABORATORY DIRECTOR	74,417	1.00	78,078	1.00	92,596	1.00	0	0.00
ASST RIGHT OF WAY MNGR-CERTIFI	65,347	1.00	71,356	1.00	73,817	1.00	0	0.00

**DECISION ITEM DETAIL**

Budget Unit	FY 2022	FY 2022	FY 2023	FY 2023	FY 2024	FY 2024	*****	*****
Decision Item	ACTUAL	ACTUAL	BUDGET	BUDGET	DEPT REQ	DEPT REQ	SECURED	SECURED
Budget Object Class	DOLLAR	FTE	DOLLAR	FTE	DOLLAR	FTE	COLUMN	COLUMN
<b>PROGRAM DELIVERY</b>								
<b>CORE</b>								
ASSISTANT RIGHT OF WAY MANAGER	61,815	1.00	65,511	1.00	73,817	1.00	0	0.00
RIGHT OF WAY MANAGER	505,930	6.94	563,074	7.00	648,172	7.00	0	0.00
CHEMIST	39,421	1.00	0	0.00	46,811	1.00	0	0.00
RIGHT OF WAY LIAISON	146,141	2.00	153,287	2.00	177,078	2.00	0	0.00
CERTIFIED APPRAISER	353,618	5.83	836,205	13.01	431,258	13.01	0	0.00
CONTRACT MONITORING SPECIALIST	50,308	1.00	0	0.00	54,357	1.00	0	0.00
DESIGN LIAISON ENGINEER	346,447	4.00	427,243	5.00	427,243	5.00	0	0.00
SENIOR STRUCTURAL ENG-TPT	32	0.00	0	0.00	0	0.00	0	0.00
SPRVING BRIDGE INSPECTION EN	83,376	1.00	0	0.00	103,708	1.00	0	0.00
ESTIMATE AND REVIEW ENGINEER	58,201	0.79	76,631	1.00	82,675	1.00	0	0.00
RESEARCH ENGINEER	15,930	0.25	72,487	1.00	0	0.00	0	0.00
SR RESEARCH ANALYST	79,068	1.33	0	0.00	135,868	2.00	0	0.00
INTERMEDIATE RESEARCH ANALYST	48,524	1.00	0	0.00	62,902	1.00	0	0.00
RESEARCH ANALYST	0	0.00	57,612	1.00	0	0.00	0	0.00
PAVEMENT SPECIALIST	56,427	1.34	0	0.00	116,485	2.00	0	0.00
SENIOR PAVEMENT SPECIALIST	41,088	0.58	0	0.00	0	0.00	0	0.00
TRAFFIC CENTER MANAGER	161,154	2.01	165,398	2.00	207,415	2.00	0	0.00
DESIGN SUPPORT ENGINEER	74,417	1.00	78,078	1.00	82,675	1.00	0	0.00
INTERMED GEOTECHNICAL SPECIA	52,211	1.02	58,426	1.00	62,902	1.00	0	0.00
CONST & MATERIALS LIAISON ENGR	277,910	3.00	291,116	3.00	293,238	3.00	0	0.00
NON-MOTORIZED TRANSP ENGINEER	0	0.00	87,495	1.00	0	0.00	0	0.00
STRUCTURAL PRELIM & REVIEW ENGR	88,281	1.00	87,500	1.00	103,708	1.00	0	0.00
SENIOR PROJECT REVIEWER	88,340	1.21	143,524	2.00	78,324	1.00	0	0.00
INTERMEDIATE PROJECT REVIEWER	106,701	2.08	51,872	1.00	188,705	3.00	0	0.00
PROJECT REVIEWER	53,927	1.21	46,985	1.00	58,242	1.00	0	0.00
SENIOR ESTIMATOR	177,373	2.81	132,662	2.00	220,554	3.00	0	0.00
BRIDGE INSPECTOR	0	0.00	66,910	1.00	0	0.00	0	0.00
STANDARDS SPECIALIST	171,209	2.72	202,417	3.00	207,263	3.00	0	0.00
POLICY & INNOVATIONS ENGINEER	75,844	1.00	87,126	1.00	103,708	1.00	0	0.00
ASST STATE DESIGN ENGR - LPA	91,310	1.08	97,808	1.00	111,192	1.00	0	0.00
SR STRUCTURAL ENGINEER	217,473	3.10	372,846	5.00	413,893	5.00	0	0.00
AST DISTRICT CONSTR & MATER EN	293,024	4.27	509,419	7.00	509,419	7.00	0	0.00

**DECISION ITEM DETAIL**

Budget Unit	FY 2022	FY 2022	FY 2023	FY 2023	FY 2024	FY 2024	*****	*****
Decision Item	ACTUAL	ACTUAL	BUDGET	BUDGET	DEPT REQ	DEPT REQ	SECURED	SECURED
Budget Object Class	DOLLAR	FTE	DOLLAR	FTE	DOLLAR	FTE	COLUMN	COLUMN
<b>PROGRAM DELIVERY</b>								
<b>CORE</b>								
DISTRICT CONST & MATERIALS ENG	654,623	7.83	703,630	8.00	829,660	8.00	0	0.00
ASSISTANT TO THE RESIDENT ENGI	866,056	12.81	1,773,033	24.00	1,074,775	24.00	0	0.00
COMPUTER AIDED DRFT SUPPRT ENG	74,417	1.00	78,078	1.00	82,675	1.00	0	0.00
SR ENGNRING PROFESS-TPT/SSPD	145,920	2.63	27,753	0.50	0	0.00	0	0.00
SR ENGINEERING PROFESSNL-TPT	335,426	5.01	203,282	3.00	0	0.00	0	0.00
INT ENGINEERING PROFESSNL-TPT	1,481	0.03	0	0.00	0	0.00	0	0.00
ENGINEERING PROFESSNL-TPT/SSPD	14,875	0.25	0	0.00	0	0.00	0	0.00
RESEARCH ADMIN ENGINEER	77,308	1.00	2,188	0.00	103,708	1.00	0	0.00
BRIDGE RATING & INVENT ENGR	78,822	1.00	82,714	1.00	92,596	1.00	0	0.00
STRUCTURAL HYDRAULICS ENGINEER	83,502	0.98	85,843	1.00	103,708	2.00	0	0.00
TRANSPORTATION PROJECT MGR	2,424,469	32.08	3,442,257	43.00	3,442,257	43.00	0	0.00
PAVEMENT ENGINEER	65,707	0.99	142,096	2.00	0	0.00	0	0.00
DISTRICT DESIGN ENGINEER	539,609	6.37	640,602	7.00	720,984	7.00	0	0.00
ROADSIDE DESIGN SPECIALIST	27,655	0.47	64,299	1.00	75,583	1.00	0	0.00
GEOLOGIST	340,125	4.97	389,898	5.00	413,375	5.00	0	0.00
TRANSP PLANNING COORDINATOR	220,119	3.52	197,730	3.00	295,268	4.00	0	0.00
DISTRICT PLANNING MANAGER	529,970	6.90	505,165	6.00	648,504	7.00	0	0.00
STRUCTURAL RESOURCE MANAGER	69,381	0.80	90,905	1.00	103,708	1.00	0	0.00
INT TR STUDIES SPECIALIST	135,351	2.48	120,274	2.00	120,274	2.00	0	0.00
STRUCTURAL PROJECT MANAGER	282,677	3.65	415,881	5.00	440,752	5.00	0	0.00
CADD SERVICES ENGINEER	90,108	1.00	96,234	1.00	103,708	1.00	0	0.00
SENIOR MATERIALS SPECIALIST	118,061	2.04	61,355	1.00	135,868	2.00	0	0.00
INTER CONST INSPECTOR	1,780,352	34.56	2,200,842	39.00	2,501,562	39.00	0	0.00
INTER HIGHWAY DESIGNER	1,119,397	20.86	1,554,380	26.10	1,252,232	26.10	0	0.00
INTER STRUCTURAL DESIGNER	33,147	0.60	116,099	2.00	0	0.00	0	0.00
CADD SUPPORT ANALYST	129,463	2.00	137,024	2.00	147,634	2.00	0	0.00
OFF-SYSTEM PLANS REVIEWER	114,910	2.00	120,438	2.00	135,868	2.00	0	0.00
INTER MATERIALS SPEC	55,215	1.05	122,456	2.00	62,902	1.00	0	0.00
DISTRICT CONSTRUCTION LIAISON	0	0.00	132,118	2.00	0	0.00	0	0.00
TRAFFIC OPERATIONS ENGINEER	56,089	0.79	77,701	1.00	84,653	1.00	0	0.00
COMPUTER LIAISON, DESIGN	57,397	1.00	60,595	1.00	67,934	1.00	0	0.00
ASST STATE CO AND MA ENGINEER	95,325	1.00	201,058	2.00	201,058	2.00	0	0.00

**DECISION ITEM DETAIL**

Budget Unit	FY 2022	FY 2022	FY 2023	FY 2023	FY 2024	FY 2024	*****	*****
Decision Item	ACTUAL	ACTUAL	BUDGET	BUDGET	DEPT REQ	DEPT REQ	SECURED	SECURED
Budget Object Class	DOLLAR	FTE	DOLLAR	FTE	DOLLAR	FTE	COLUMN	COLUMN
<b>PROGRAM DELIVERY</b>								
<b>CORE</b>								
ASSISTANT STATE DESIGN ENGIN	95,325	1.00	101,863	1.00	111,192	1.00	0	0.00
CONSTRUCTION INSPECTOR	2,332,574	50.19	5,199,248	94.86	4,055,109	59.86	0	0.00
STRUCTURAL LIAISON ENGINEER	300,574	3.60	444,490	5.00	444,490	5.00	0	0.00
TRANSP PROJECT DESIGNER	2,062,711	30.00	3,034,560	40.00	2,564,903	40.00	0	0.00
SENIOR TRAFFIC STUDIES SPECIAL	249,433	4.13	255,138	6.00	339,670	6.00	0	0.00
DISTRICT UTILITIES ENGINEER	335,049	4.88	591,766	8.00	316,952	8.00	0	0.00
BID & CONTRACT SERVICE ENGR	83,376	1.00	81,541	1.00	103,708	1.00	0	0.00
ESTIMATOR	0	0.00	59,510	1.00	0	0.00	0	0.00
FIELD MATERIALS ENGR	237,562	3.55	211,709	3.00	325,804	3.00	0	0.00
INTER MATERIALS INSPECTOR	384,288	7.46	227,239	4.00	626,116	9.00	0	0.00
SENIOR MATERIALS INSPECTOR	1,185,442	20.94	1,651,132	27.00	1,651,132	27.00	0	0.00
SR GEOTECHNICAL SPECIALIST	85,575	1.50	142,018	2.00	67,934	1.00	0	0.00
HIGHWAY DESIGNER	1,042,650	21.54	1,497,720	29.18	1,497,720	29.18	0	0.00
MATERIALS SPECIALIST	0	0.00	54,635	1.00	0	0.00	0	0.00
MATERIALS INSPECTOR	558,478	12.01	672,044	14.00	803,961	14.00	0	0.00
PHYSICAL LABORATORY DIRECTOR	79,285	1.00	85,787	1.00	103,708	1.00	0	0.00
INTER TRANSPORTATION PLANNER	187,038	3.75	217,566	4.00	217,566	4.00	0	0.00
TRANSPORT SYSTEM ANALYSIS ENGR	0	0.00	85,844	1.00	0	0.00	0	0.00
RESIDENT ENGINEER	2,042,375	27.35	2,692,969	34.00	2,777,880	34.00	0	0.00
SR CONSTRUCTION INSPECTOR	6,708,115	115.66	10,834,494	169.94	8,711,328	123.94	0	0.00
SENIOR HIGHWAY DESIGNER	4,371,684	73.44	5,474,175	104.28	5,474,175	104.28	0	0.00
SR TRANSPORTATION PLANNER	975,955	17.84	1,017,378	17.00	1,066,872	17.00	0	0.00
BRIDGE LOC & LAYOUT DESIGNER	251,423	3.70	370,028	5.07	370,028	5.07	0	0.00
SR STRUCTURAL DESIGNER	590,832	9.44	751,424	11.00	751,424	11.00	0	0.00
GEOTECHNICAL ENGINEER	122,167	1.77	223,772	3.00	250,003	3.00	0	0.00
GEOTECHNICAL DIRECTOR	76,433	0.97	92,224	1.00	103,708	1.00	0	0.00
GEOTECHNICAL SPECIALIST	43,839	0.99	0	0.00	58,242	1.00	0	0.00
STRUCT DEV & SUPPORT ENGR	77,308	1.00	90,914	1.00	103,708	1.00	0	0.00
STRUCTURAL DESIGNER	208,576	4.07	452,002	8.22	452,002	8.22	0	0.00
TRAFFIC STUDIES SPECIALIST	0	0.00	54,947	1.00	54,947	1.00	0	0.00
ASST STATE BRIDGE ENGINEER	74,822	0.83	100,031	1.00	111,192	1.00	0	0.00
TRANSPORTATION PLANNER	160,652	3.64	432,614	9.02	432,614	9.02	0	0.00

**DECISION ITEM DETAIL**

Budget Unit	FY 2022	FY 2022	FY 2023	FY 2023	FY 2024	FY 2024	*****	*****
Decision Item	ACTUAL	ACTUAL	BUDGET	BUDGET	DEPT REQ	DEPT REQ	SECURED	SECURED
Budget Object Class	DOLLAR	FTE	DOLLAR	FTE	DOLLAR	FTE	COLUMN	COLUMN
<b>PROGRAM DELIVERY</b>								
<b>CORE</b>								
BRIDGE INSPECTION ENGINEER	0	0.00	6,840	0.00	6,840	0.00	0	0.00
FABRICATION OPERATIONS ENGR	88,323	1.00	92,678	1.00	103,708	1.00	0	0.00
BRIDGE MANAGEMENT ENGINEER	88,323	1.00	92,678	1.00	103,708	1.00	0	0.00
DISTRICT DESIGN LIAISON	25,416	0.44	62,114	1.00	69,984	1.00	0	0.00
PLANNING AND PROGRAMMING COORD	160,869	2.00	166,969	2.00	207,415	2.00	0	0.00
RESEARCH ADMINISTRATOR	0	0.00	88,726	1.00	0	0.00	0	0.00
ORGANIZATIONAL PERFORMANCE SPE	61,815	1.00	64,855	1.00	73,817	1.00	0	0.00
ENVIRONMENTAL & HIST PRESV MGR	84,754	1.10	87,126	1.00	103,708	1.00	0	0.00
HISTORIC PRESERVATION MANAGER	73,579	1.00	77,985	1.00	82,675	1.00	0	0.00
DEPUTY PROJECT DIRECTOR	225,262	3.00	235,862	3.00	258,210	3.00	0	0.00
SURVEY INTERN	980	0.03	0	0.00	0	0.00	0	0.00
GEOLOGY INTERN	1,300	0.03	0	0.00	0	0.00	0	0.00
ASSISTANT REGIONAL COUNSEL	0	0.00	83,170	1.00	85,532	1.00	0	0.00
SR OFFICE ASSISTANT-TPT	36,540	0.99	37,514	1.00	58,938	3.00	0	0.00
ADMIN PROFESSIONAL - TPT	24,673	0.40	0	0.00	82,463	3.00	0	0.00
ADMINISTRATIVE TECHNICIAN-TPT	19,369	0.46	0	0.00	123,783	6.00	0	0.00
BRIDGE INSPECTION TECH-TPT	7,718	0.13	0	0.00	29,651	1.00	0	0.00
ENGINEERING PROFESSIONAL - TPT	110,339	1.53	0	0.00	604,341	17.00	0	0.00
ENGINEERING PROF - TPT/SSPD	71,682	1.17	0	0.00	518,438	16.00	0	0.00
ENGINEERING TECHNICIAN - TPT	13,403	0.25	0	0.00	87,364	3.00	0	0.00
ENGINEERING TECHNICIAN-TPT/SS	0	0.00	0	0.00	58,242	2.00	0	0.00
ENGINEERING TECH - TPT/SSPD	16,401	0.33	0	0.00	58,242	2.00	0	0.00
ENVIRONMENTAL SPECIALIST - TPT	3,694	0.08	0	0.00	24,565	1.00	0	0.00
LAND SURVEYOR - TPT	10,790	0.19	0	0.00	58,958	2.00	0	0.00
PLANNING TECHNICIAN - TPT	5,011	0.11	0	0.00	23,993	1.00	0	0.00
RIGHT OF WAY SPECIALIST - TPT	33,847	0.56	0	0.00	211,903	7.00	0	0.00
ENGINEERING TECHNICIAN INTERN	3,797	0.12	0	0.00	0	0.00	0	0.00
PRE-COLLEGE FIELD INTERN	5,582	0.25	0	0.00	0	0.00	0	0.00
STATE BRIDGE ENGINEER	119,639	1.06	118,685	1.00	121,421	1.00	0	0.00
STATE DESIGN ENGINEER	113,108	1.00	118,685	1.00	121,421	1.00	0	0.00
STATE CO & MA ENGINEER	117,550	1.00	123,346	1.00	123,597	1.00	0	0.00
ASSISTANT CHIEF ENGINEER	138,262	1.00	145,079	1.00	147,646	1.00	0	0.00



## DECISION ITEM DETAIL

Budget Unit	FY 2022	FY 2022	FY 2023	FY 2023	FY 2024	FY 2024	*****	*****
Decision Item	ACTUAL	ACTUAL	BUDGET	BUDGET	DEPT REQ	DEPT REQ	SECURED	SECURED
Budget Object Class	DOLLAR	FTE	DOLLAR	FTE	DOLLAR	FTE	COLUMN	COLUMN
<b>PROGRAM DELIVERY</b>								
<b>CORE</b>								
RIGHT OF WAY INTERN	4,038	0.14	0	0.00	0	0.00	0	0.00
TRANSPORTATION PLANNING DIR	113,108	1.00	118,685	1.00	121,421	1.00	0	0.00
CHEMIST INTERN	4,600	0.13	0	0.00	17,555	0.00	0	0.00
MATERIALS INTERN	26,988	0.83	26,860	0.50	60,134	3.00	0	0.00
TRAFFIC INTERN	3,340	0.10	0	0.00	0	0.00	0	0.00
PLANNING INTERN	4,061	0.12	0	0.00	17,555	1.00	0	0.00
PROJECT DIRECTOR	253,775	3.00	173,334	2.00	312,293	3.00	0	0.00
SENIOR ASSISTANT COUNSEL	0	0.00	91,360	1.00	0	0.00	0	0.00
HISTORIC PRESERVATION INTERN	6,968	0.24	0	0.00	0	0.00	0	0.00
EXTERNAL CIVIL RIGHTS DIRECTOR	107,804	1.00	113,119	1.00	116,751	1.00	0	0.00
CONSTRUCTION INTERN	206,924	6.24	133,471	5.00	341,344	17.00	0	0.00
DESIGN INTERN	133,151	3.90	0	0.00	199,964	10.00	0	0.00
BRIDGE INTERN	17,738	0.48	0	0.00	78,251	4.00	0	0.00
REGIONAL COUNSEL	322,651	2.87	466,103	4.00	490,343	4.00	0	0.00
ASSISTANT COUNSEL	58,068	0.94	127,374	2.00	128,229	2.00	0	0.00
<b>TOTAL - PS</b>	<b>61,732,147</b>	<b>1,132.46</b>	<b>81,754,475</b>	<b>1,414.43</b>	<b>81,754,475</b>	<b>1,414.43</b>	<b>0</b>	<b>0.00</b>
TRAVEL, IN-STATE	465,696	0.00	757,744	0.00	757,744	0.00	0	0.00
TRAVEL, OUT-OF-STATE	34,983	0.00	99,685	0.00	99,685	0.00	0	0.00
FUEL & UTILITIES	867,132	0.00	930,422	0.00	930,422	0.00	0	0.00
SUPPLIES	2,178,207	0.00	2,649,856	0.00	2,649,856	0.00	0	0.00
PROFESSIONAL DEVELOPMENT	648,490	0.00	2,257,125	0.00	1,857,125	0.00	0	0.00
COMMUNICATION SERV & SUPP	900,927	0.00	2,439,529	0.00	2,439,529	0.00	0	0.00
PROFESSIONAL SERVICES	76,027,768	0.00	62,462,662	0.00	62,450,662	0.00	0	0.00
HOUSEKEEPING & JANITORIAL SERV	148,658	0.00	128,748	0.00	128,748	0.00	0	0.00
M&R SERVICES	774,387	0.00	857,645	0.00	857,645	0.00	0	0.00
COMPUTER EQUIPMENT	255,058	0.00	518,868	0.00	518,868	0.00	0	0.00
MOTORIZED EQUIPMENT	144,622	0.00	0	0.00	12,000	0.00	0	0.00
OFFICE EQUIPMENT	60,385	0.00	68,174	0.00	68,174	0.00	0	0.00
OTHER EQUIPMENT	1,388,462	0.00	1,471,998	0.00	1,471,998	0.00	0	0.00
PROPERTY & IMPROVEMENTS	831,813,678	0.00	1,276,343,827	0.00	1,276,343,827	0.00	0	0.00
BUILDING LEASE PAYMENTS	81,046	0.00	86,094	0.00	86,094	0.00	0	0.00
EQUIPMENT RENTALS & LEASES	14,321	0.00	44,422	0.00	44,422	0.00	0	0.00

**DECISION ITEM DETAIL**

Budget Unit	FY 2022	FY 2022	FY 2023	FY 2023	FY 2024	FY 2024	*****	*****
Decision Item	ACTUAL	ACTUAL	BUDGET	BUDGET	DEPT REQ	DEPT REQ	SECURED	SECURED
Budget Object Class	DOLLAR	FTE	DOLLAR	FTE	DOLLAR	FTE	COLUMN	COLUMN
<b>PROGRAM DELIVERY</b>								
<b>CORE</b>								
MISCELLANEOUS EXPENSES	62,158	0.00	660,568	0.00	660,568	0.00	0	0.00
<b>TOTAL - EE</b>	<b>915,865,978</b>	<b>0.00</b>	<b>1,351,777,367</b>	<b>0.00</b>	<b>1,351,377,367</b>	<b>0.00</b>	<b>0</b>	<b>0.00</b>
PROGRAM DISTRIBUTIONS	107,214,706	0.00	216,669,636	0.00	216,669,636	0.00	0	0.00
DEBT SERVICE	256,598,280	0.00	328,928,215	0.00	328,928,215	0.00	0	0.00
REFUNDS	2,824,601	0.00	3,599,667	0.00	3,999,667	0.00	0	0.00
<b>TOTAL - PD</b>	<b>366,637,587</b>	<b>0.00</b>	<b>549,197,518</b>	<b>0.00</b>	<b>549,597,518</b>	<b>0.00</b>	<b>0</b>	<b>0.00</b>
<b>GRAND TOTAL</b>	<b>\$1,344,235,712</b>	<b>1,132.46</b>	<b>\$1,982,729,360</b>	<b>1,414.43</b>	<b>\$1,982,729,360</b>	<b>1,414.43</b>	<b>\$0</b>	<b>0.00</b>
<b>GENERAL REVENUE</b>	<b>\$0</b>	<b>0.00</b>	<b>\$0</b>	<b>0.00</b>	<b>\$0</b>	<b>0.00</b>		<b>0.00</b>
<b>FEDERAL FUNDS</b>	<b>\$0</b>	<b>0.00</b>	<b>\$0</b>	<b>0.00</b>	<b>\$0</b>	<b>0.00</b>		<b>0.00</b>
<b>OTHER FUNDS</b>	<b>\$1,344,235,712</b>	<b>1,132.46</b>	<b>\$1,982,729,360</b>	<b>1,414.43</b>	<b>\$1,982,729,360</b>	<b>1,414.43</b>		<b>0.00</b>

## PROGRAM DESCRIPTION

Department of Transportation

HB Section: 4.425

Program Name: Program Delivery

Program is found in the following core budget(s): Program Delivery

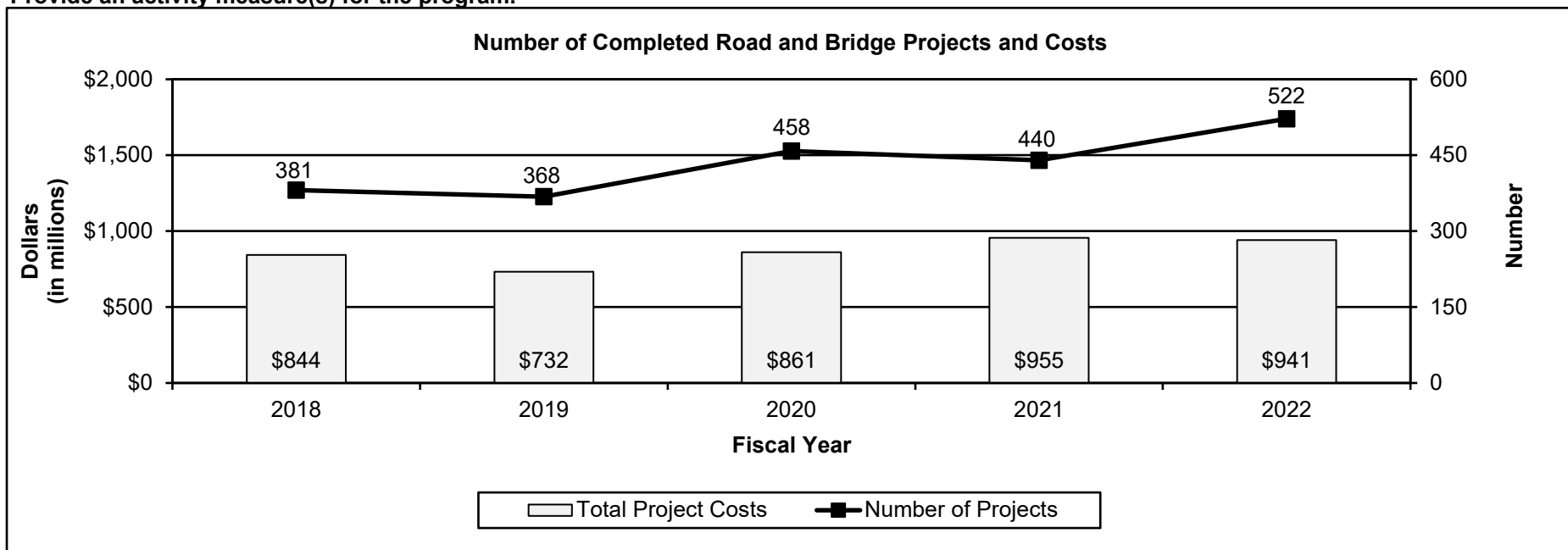
## 1a. What strategic priority does this program address?

Service - providing outstanding customer service, delivering efficient and innovative transportation projects, operating a reliable transportation system  
 Stability - managing our assets, stabilizing resources and engaging our workforce and building a prosperous economy for all Missourians

## 1b. What does this program do?

This program includes personal services, expense and equipment and program disbursements for planning, design, right of way acquisitions, contractor payments, federal pass-through funds to local entities and debt service on outstanding bonds associated with road and bridge construction. The proposed costs represent payments associated with awarded projects in the Commission-approved Statewide Transportation Improvement Program (STIP). The payments are for projects awarded in previous fiscal years, as well as the current fiscal year, because payments are made as contractors complete the work in the months after projects are awarded.

## 2a. Provide an activity measure(s) for the program.



## PROGRAM DESCRIPTION

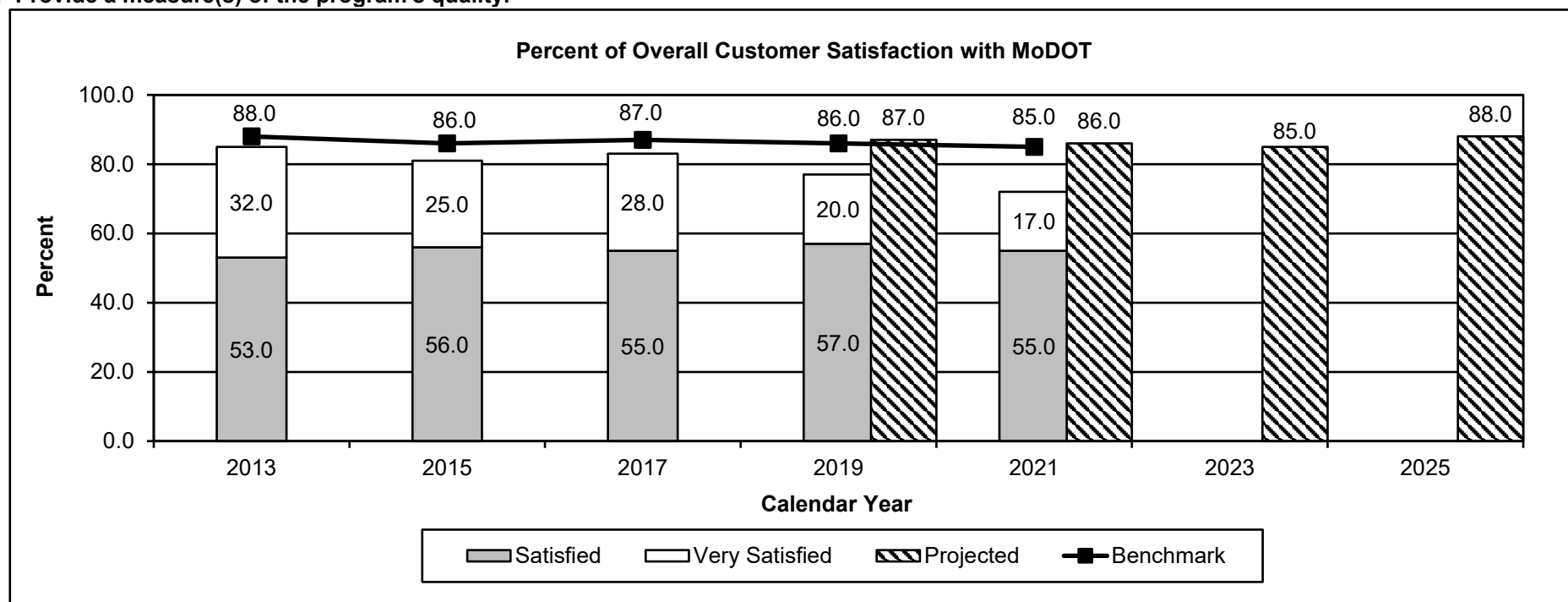
Department of Transportation

HB Section: 4.425

Program Name: Program Delivery

Program is found in the following core budget(s): Program Delivery

2b. Provide a measure(s) of the program's quality.



Data is collected through biennial survey conducted by a consultant. Historically, this has been a telephone survey of approximately 3,500 adult Missourians; however, new for 2021, the survey offered both a phone and text option to approximately 7,500 randomly selected adult Missourians. "How satisfied are you with the job the Missouri Department of Transportation is doing?" was the question surveyed. The benchmark data is from the American Customer Satisfaction Index, a national cross-industry measure of customer satisfaction in the United States. The 2023 projection is equal to the 2021 benchmark score of 85 percent. The 2025 projection was established by projecting a three percent improvement from the benchmark. No survey was conducted in calendar years 2014, 2016, 2018, 2020 and 2022.

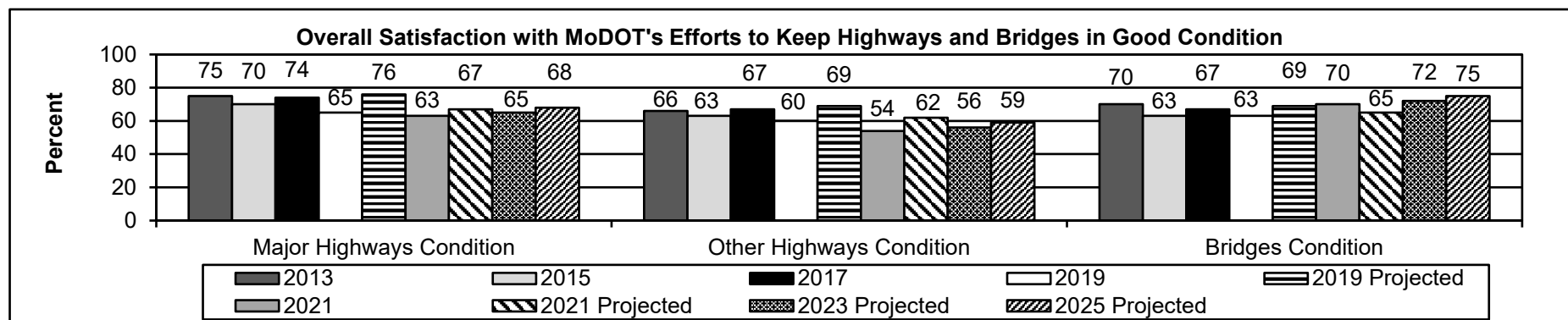
## PROGRAM DESCRIPTION

Department of Transportation

HB Section: 4.425

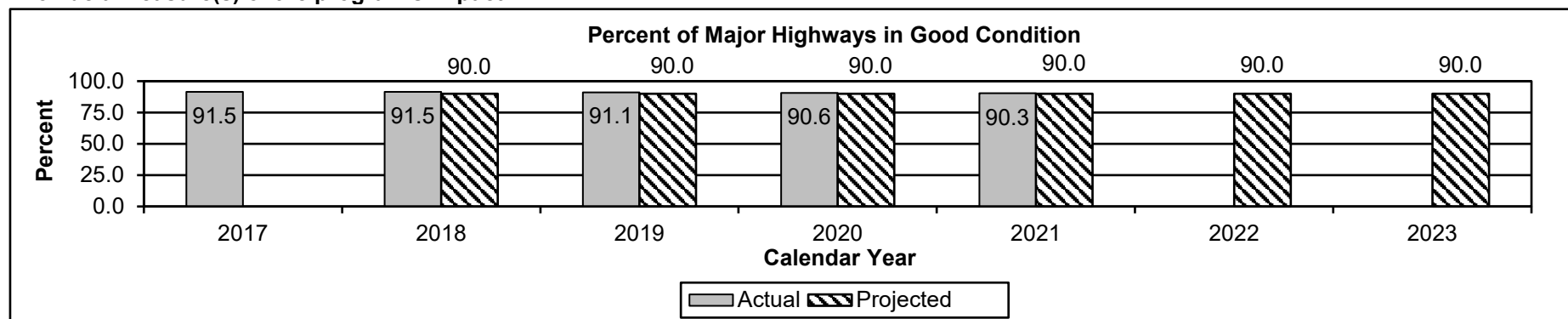
Program Name: Program Delivery

Program is found in the following core budget(s): Program Delivery



Data is collected through biennial survey conducted by a consultant. Historically, this has been a telephone survey of approximately 3,500 adult Missourians; however, new for 2021, the survey offered both a phone and text option to approximately 7,500 randomly selected adult Missourians. The questions surveyed were "How satisfied are you with: MoDOT's efforts to keep the surface of major highways in good condition (smooth and free of potholes); keep the surface of other state highways in good condition (smooth and free of potholes); and keep bridges in good condition?". Overall satisfaction for the years above was calculated by adding the very satisfied and the satisfied responses. The 2023 and 2025 projections were established by projecting a two and five percent increase from the 2021 survey, respectively. No survey was conducted in calendar years 2014, 2016, 2018, 2020 and 2022.

## 2c. Provide a measure(s) of the program's impact.



The projections for this measure are based on the statewide asset management plan and reflects the department's goal of maintaining current conditions. These are set by the department and will not change unless policy changes, regardless of performance. Currently, good comparison data is not available because states measure the condition of major and minor highways using a variety of methods.

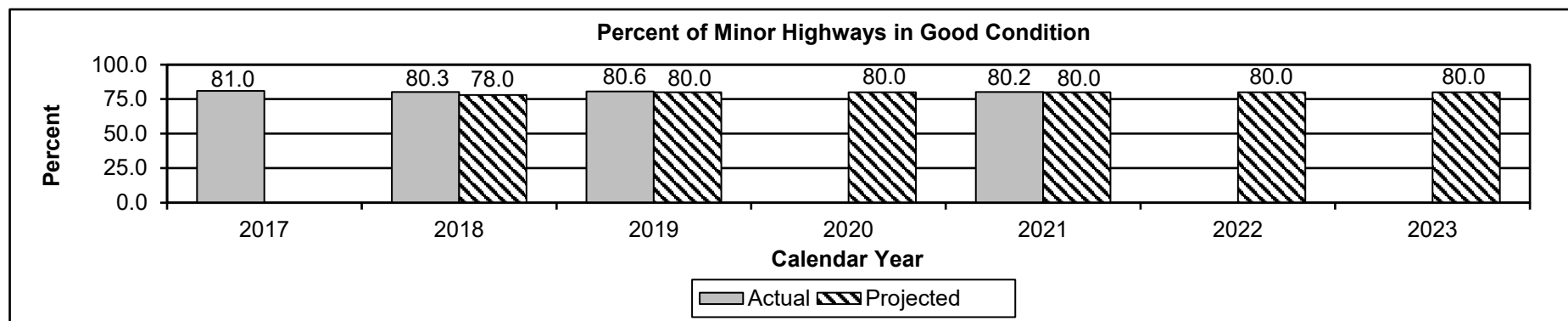
## PROGRAM DESCRIPTION

Department of Transportation

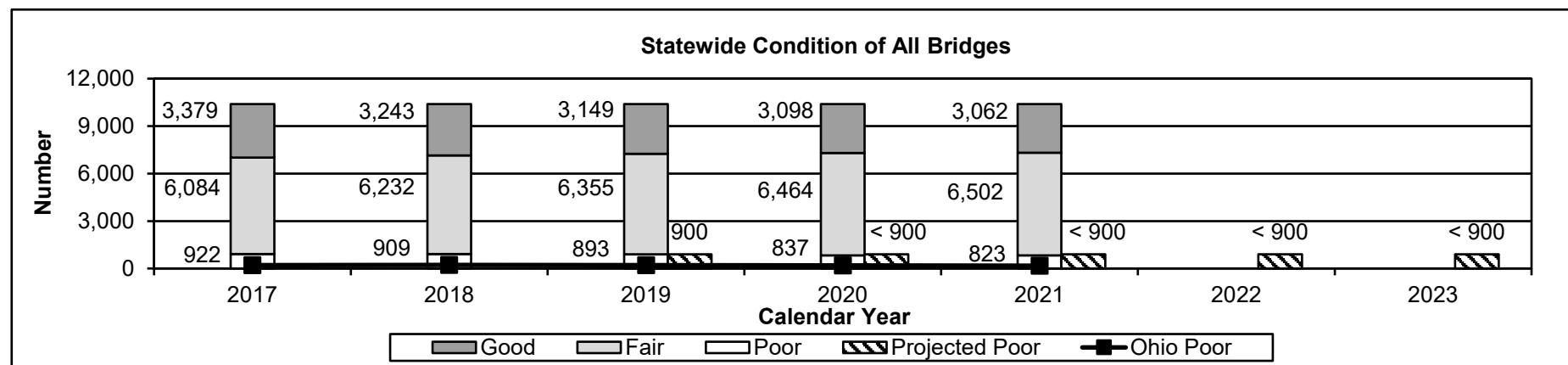
HB Section: 4.425

Program Name: Program Delivery

Program is found in the following core budget(s): Program Delivery



The projections for this measure are based on the statewide asset management plan and reflects the department's goal of maintaining current conditions. These are set by the department and will not change unless policy changes, regardless of performance. Currently, good comparison data is not available because states measure the condition of major and minor highways using a variety of methods. Data for calendar year 2020 will not be available because MoDOT was unable to measure the condition of these roads due to the pandemic.



MoDOT's goal is to reduce the number of bridges in poor condition. The projections reflect the department's goal of maintaining current conditions. Ohio has been selected for comparison due to its similar demographics, geography and weather conditions. Ohio's total number of state highway bridges is only 79 more than Missouri. Ohio's bridges in poor condition was 208 in 2017, 223 in 2018, 218 in 2019, 196 in 2020 and 176 in 2021.

## PROGRAM DESCRIPTION

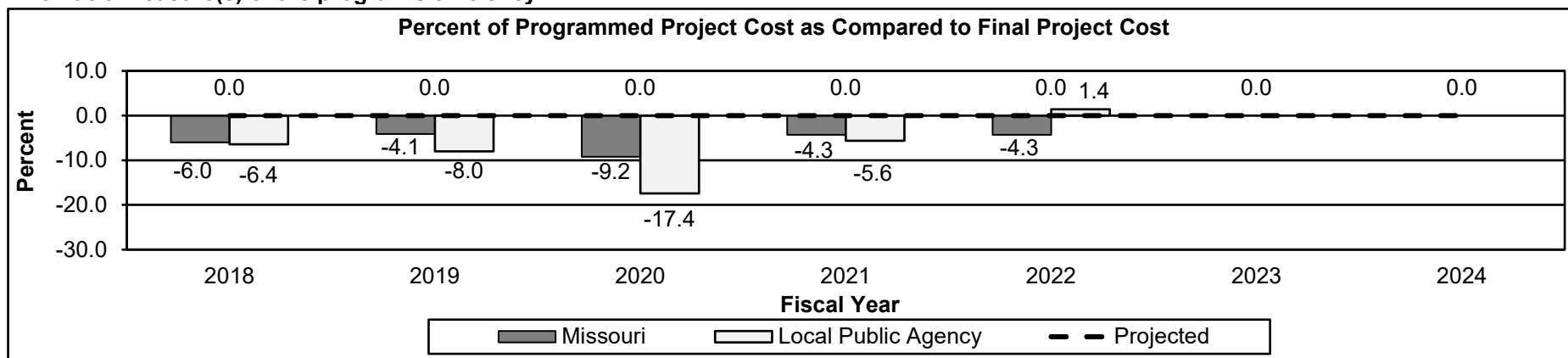
Department of Transportation

HB Section: 4.425

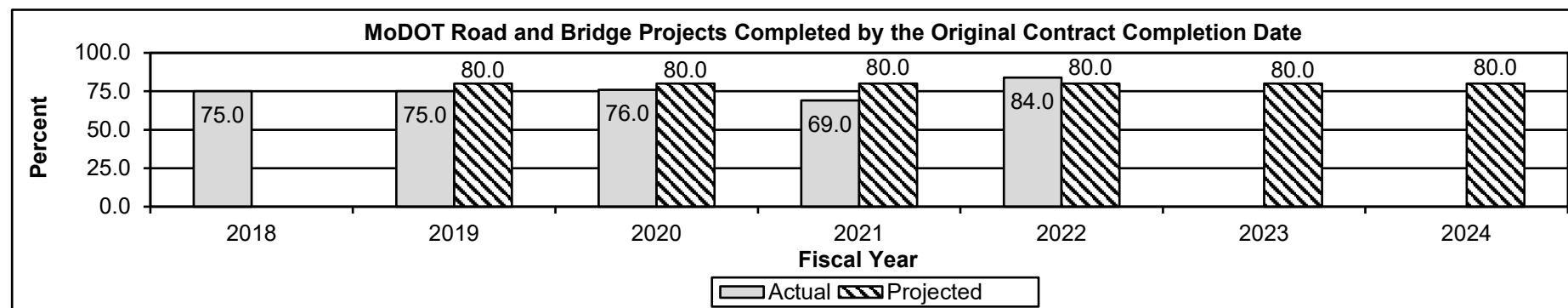
Program Name: Program Delivery

Program is found in the following core budget(s): Program Delivery

2d. Provide a measure(s) of the program's efficiency.



Construction projects are programmed or budgeted in the department's Statewide Transportation Improvement Program (STIP). Once a project is awarded and work begins, final project costs can change from the original programmed cost in the STIP. Construction project cost changes are usually caused by final quantity adjustments, weather, subgrade issues or other additional construction phase service costs. The target is zero percent difference, indicating MoDOT is making timely use of available funds.



MoDOT works to meet the initial contract completion date by preparing accurate plans and quantities and setting aggressive but reasonable completion dates. Occasionally, an authorized extension of the completion date is required for things like weather or additional work. This measure tracks the percentage of road and bridge projects completed by the commitment date originally established in the contract. MoDOT's target is 80 percent.

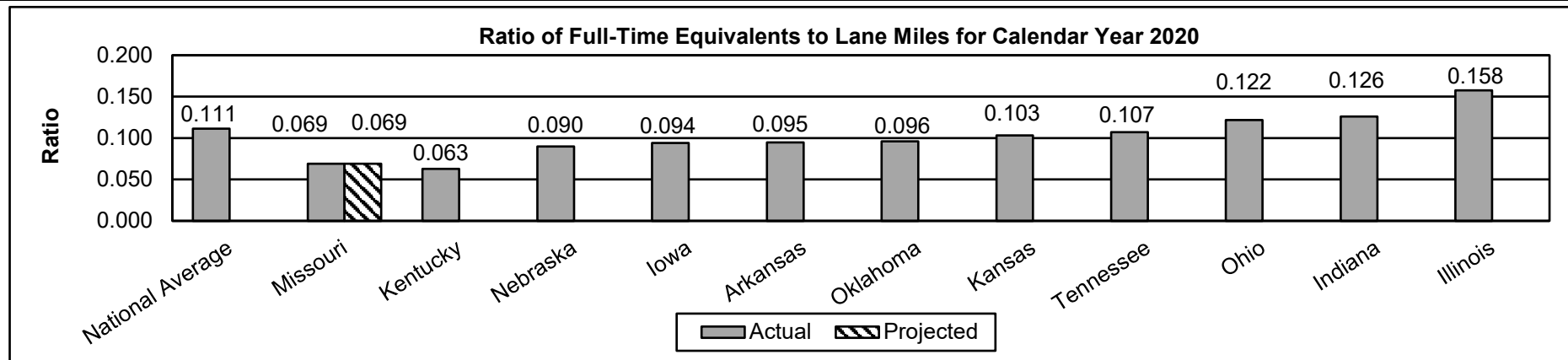
## PROGRAM DESCRIPTION

Department of Transportation

HB Section: 4.425

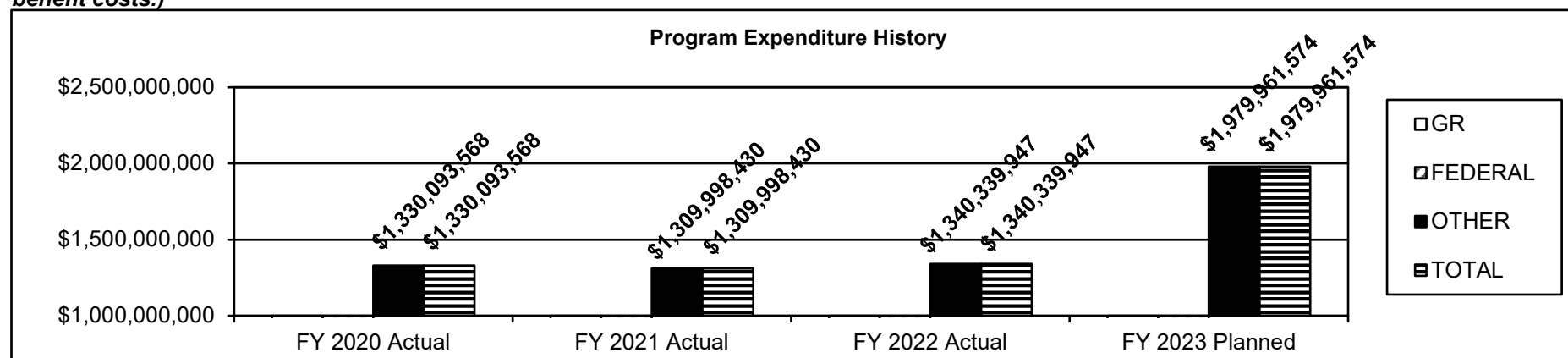
Program Name: Program Delivery

Program is found in the following core budget(s): Program Delivery



Full-time equivalent (FTE) is the total number of hours worked or on paid leave divided by 2,080. The ratio in this measure was calculated by dividing the FTEs in the Census Bureau - 2020 Annual Survey of Public Employees and Payroll, by the estimated number of lane miles in the 2020 FHWA report of State Highway Agency-Owned Public Roads (HM-81). A low ratio means MoDOT is efficiently maintaining roadways with limited resources. The projection is based on budgeted FTE. Calendar year 2021 data was not available at time of publication.

3. Provide actual expenditures for the prior three fiscal years and planned expenditures for the current fiscal year. (Note: Amounts do not include fringe benefit costs.)





## PROGRAM DESCRIPTION

Department of Transportation	HB Section: <u>4.425</u>
Program Name: <u>Program Delivery</u>	
Program is found in the following core budget(s): <u>Program Delivery</u>	

4. **What are the sources of the "Other" funds?**  
 State Road Fund (0320) and State Road Bond Fund (0319)
  
5. **What is the authorization for this program, i.e., federal or state statute, etc.? (Include the federal program number, if applicable.)**  
 Title 23 USC 133, Article IV, Section 30(b) MO Constitution and 226.220, RSMo.
  
6. **Are there federal matching requirements? If yes, please explain.**  
 The Construction program requires a 10 to 20 percent non-federal match unless specifically identified as 100 percent federal funding.
  
7. **Is this a federally mandated program? If yes, please explain.**  
 Federal funds apportioned through the Highway Act must be spent on specific transportation activities. For example, the National Highway Performance Program funds must be spent on improvements on the National Highway System.

## PROGRAM DESCRIPTION

Department of Transportation

HB Section: 4.425Program Name: Motorist AssistanceProgram is found in the following core budget(s): Program Delivery

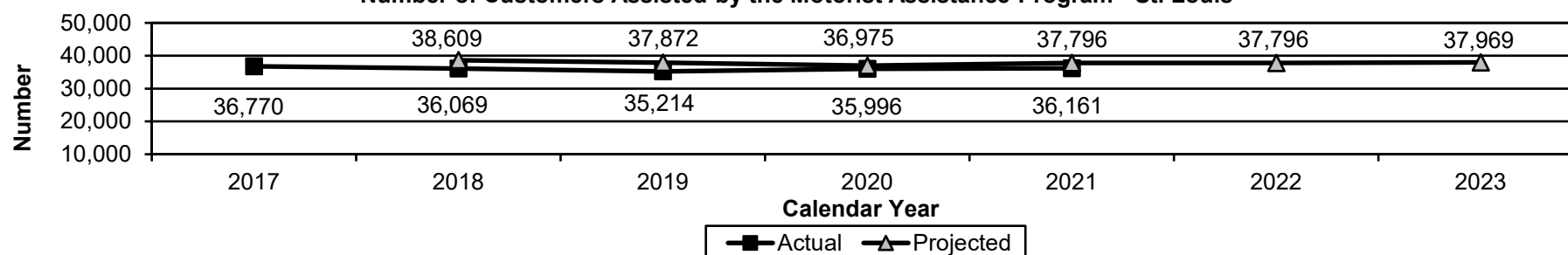
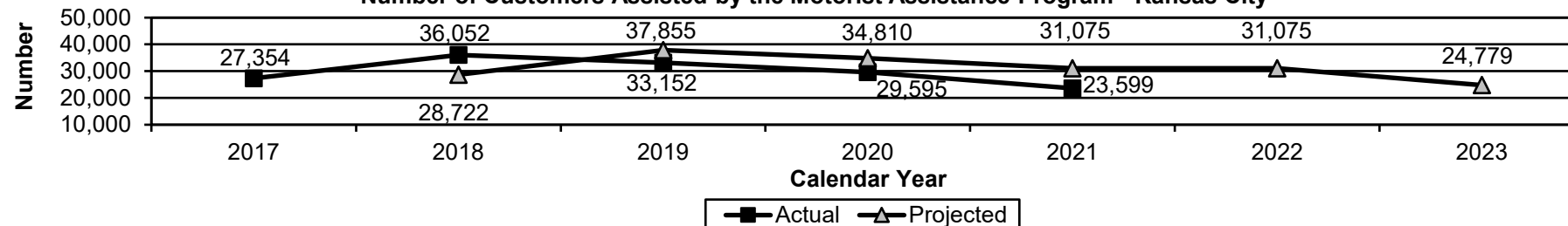
## 1a. What strategic priority does this program address?

Safety - moving Missourians safely

## 1b. What does this program do?

The Motorist Assistance Program provides services to help keep traffic safely moving and decrease congestion. Motorist Assistance personnel respond to both major and minor incidents, assisting with managing traffic and clearing the roadways of incidents. These efforts improve the safety of the responders and the driving public, as well as decrease the delays for the motorists in and around the scene. In the St. Louis and Kansas City metropolitan areas, Motorist Assistance personnel also provide assistance to motorists with minor mechanical problems, perform hazardous waste and debris removal and address the issue of abandoned vehicles. By providing these services, traveler delays are minimized and emissions are reduced.

## 2a. Provide an activity measure(s) for the program.

Number of Customers Assisted by the Motorist Assistance Program - St. Louis<sup>1</sup>Number of Customers Assisted by the Motorist Assistance Program - Kansas City<sup>1</sup>

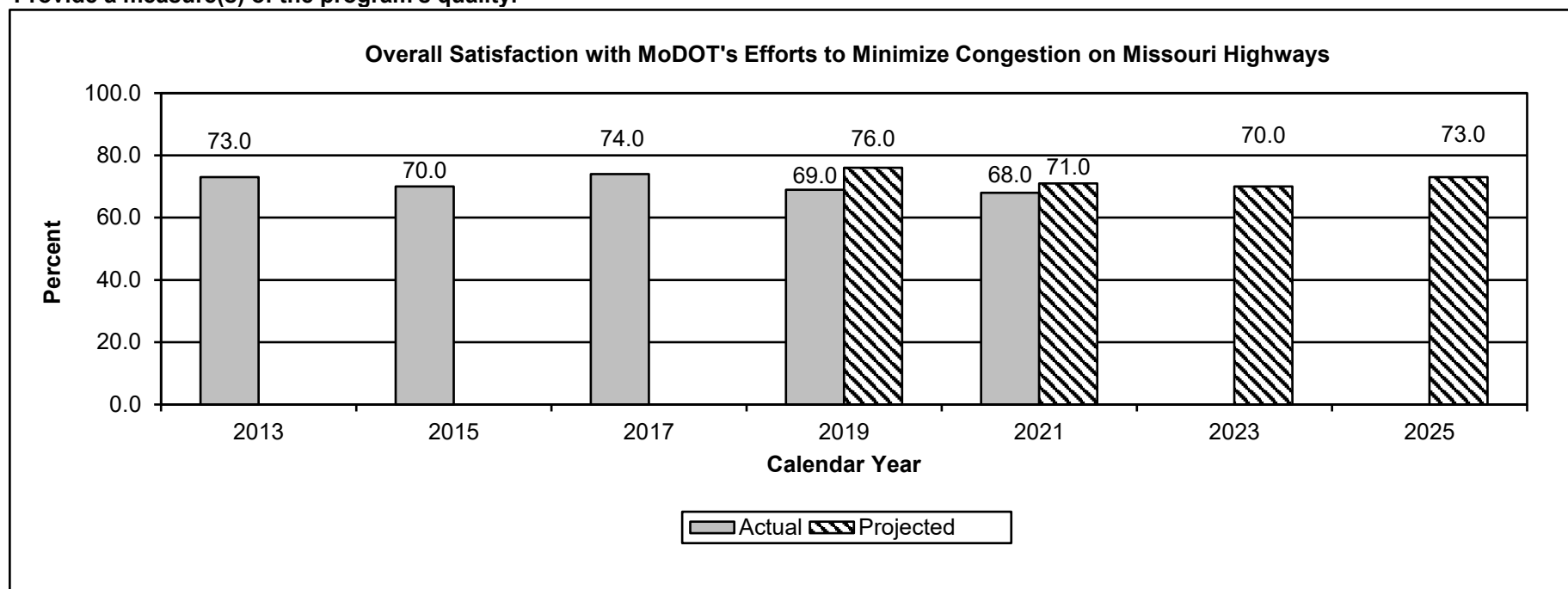
<sup>1</sup>These measures are not a comparison between St. Louis and Kansas City, but a statistical chart indicating the number of customers assisted by the Motorist Assistance Program. The 2022 and 2023 projections were established by projecting a five percent increase from 2020 and 2021, respectively.

## PROGRAM DESCRIPTION

Department of Transportation

HB Section: 4.425Program Name: Motorist AssistanceProgram is found in the following core budget(s): Program Delivery

2b. Provide a measure(s) of the program's quality.



Data is collected through biennial survey conducted by a consultant. Historically, this has been a telephone survey of approximately 3,500 adult Missourians; however, new for 2021, the survey offered both a phone and text option to approximately 7,500 randomly selected adult Missourians. "How satisfied are you with MoDOT's efforts to minimize congestion on highways?" was the question surveyed. Overall satisfaction for the years above was calculated by adding the very satisfied and the satisfied responses. The 2023 and 2025 projections were established by projecting a two and five percent increase from the 2021 survey, respectively. No survey was conducted in calendar years 2014, 2016, 2018, 2020 and 2022.

## PROGRAM DESCRIPTION

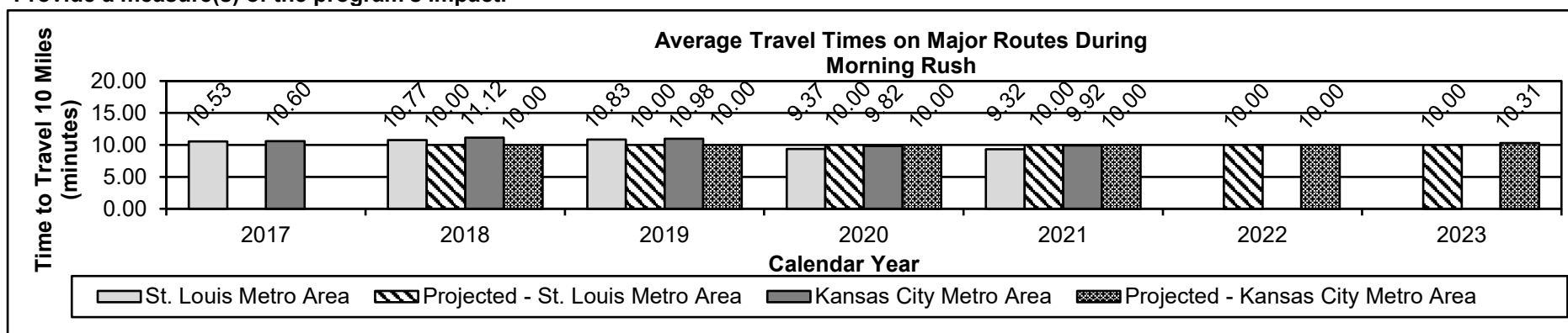
Department of Transportation

HB Section: 4.425

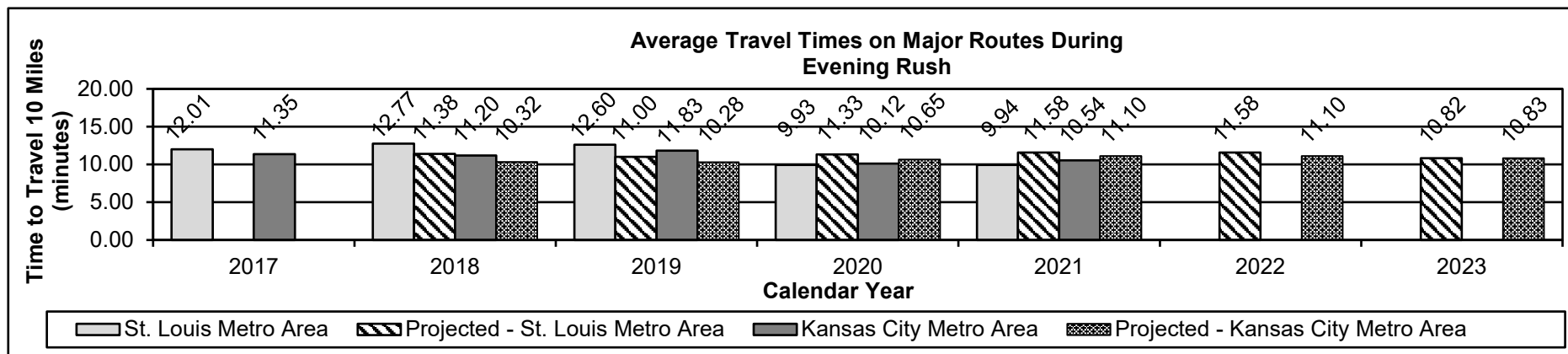
Program Name: Motorist Assistance

Program is found in the following core budget(s): Program Delivery

2c. Provide a measure(s) of the program's impact.



Travel time data is collected continuously via wireless technology. The morning rush is considered to be between 7:00 AM and 8:00 AM. The 2022 and 2023 projections for this measure are based on the department's quarterly targets as of January 2022. These have been established based on a 3-year average from 2019-2021. The minimum value for the target time is 10 minutes. This corresponds to the time it takes to travel 10 miles at the posted speed limit of 60 miles per hour.



Travel time data is collected continuously via wireless technology. The evening rush is considered to be between 5:00 PM and 6:00 PM. The 2022 and 2023 projections for this measure are based on the department's quarterly targets as of January 2022. These have been established based on a 3-year average from 2019-2021. This corresponds to the time it takes to travel 10 miles at the posted speed limit of 60 miles per hour.

## PROGRAM DESCRIPTION

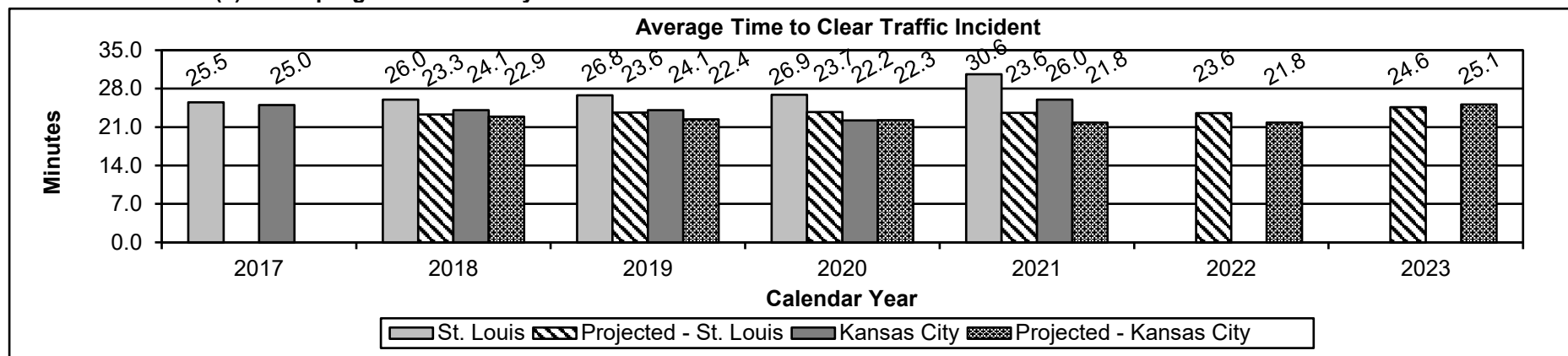
Department of Transportation

HB Section: 4.425

Program Name: Motorist Assistance

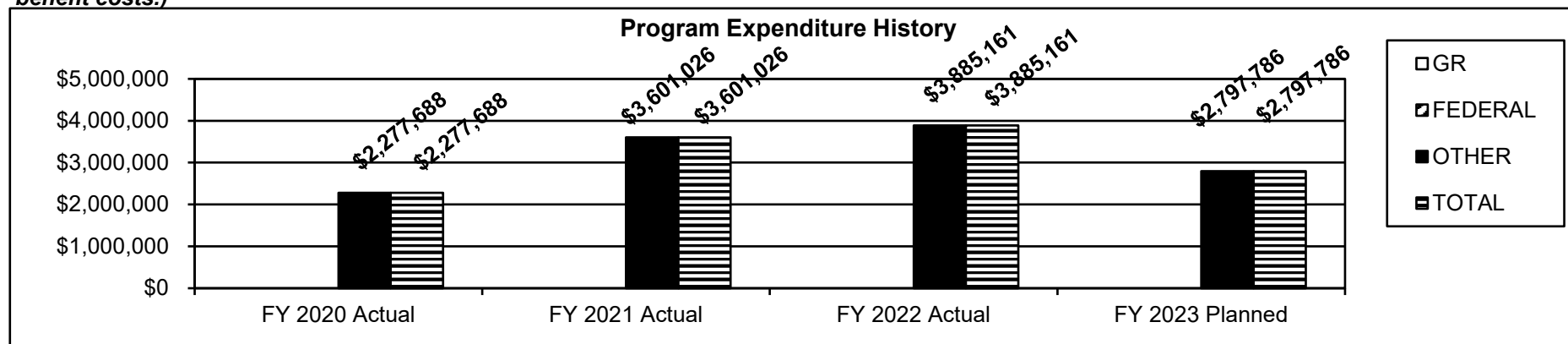
Program is found in the following core budget(s): Program Delivery

2d. Provide a measure(s) of the program's efficiency.



This measure is not a comparison between St. Louis and Kansas City. The projections for this measure were established by projecting a 10 percent improvement over a five year average.

3. Provide actual expenditures for the prior three fiscal years and planned expenditures for the current fiscal year. (Note: Amounts do not include fringe benefit costs.)



## PROGRAM DESCRIPTION

Department of Transportation

HB Section: 4.425Program Name: Motorist AssistanceProgram is found in the following core budget(s): Program Delivery**4. What are the sources of the "Other" funds?**

State Road Fund (0320)

**5. What is the authorization for this program, i.e., federal or state statute, etc.? (Include the federal program number, if applicable.)**

Article IV, Section 30(b), MO Constitution and 226.220, RSMo.

**6. Are there federal matching requirements? If yes, please explain.**

No

**7. Is this a federally mandated program? If yes, please explain.**

No



## NEW DECISION ITEM

RANK: 1 OF 28

Department of Transportation	Budget Unit: <u>Program Delivery</u>
Division: Program Delivery	
DI Name: Program Delivery Program Expansion DI# 1605005	HB Section: <u>4.425</u>

## 1. AMOUNT OF REQUEST

	FY 2024 Budget Request			
	GR	Federal	Other	Total
PS	0	0	0	0
EE	0	0	0	0
PSD	0	0	379,000,000	379,000,000
TRF	0	0	0	0
Total	0	0	379,000,000	379,000,000

FTE	0.00	0.00	0.00	0.00
HB 4	0	0	0	0
HB 5	0	0	0	0

Note: Fringes budgeted in House Bill 5 except for certain fringes budgeted directly to MoDOT, Highway Patrol, and Conservation.

Other Funds: State Road Fund (0320)

Non-Counts:

	FY 2024 Governor's Recommendation			
	GR	Federal	Other	Total
PS	0	0	0	0
EE	0	0	0	0
PSD	0	0	0	0
TRF	0	0	0	0
Total	0	0	0	0

FTE	0.00	0.00	0.00	0.00
HB 4	0	0	0	0
HB 5	0	0	0	0

Note: Fringes budgeted in House Bill 5 except for certain fringes budgeted directly to MoDOT, Highway Patrol, and Conservation.

Other Funds:

Non-Counts:

## 2. THIS REQUEST CAN BE CATEGORIZED AS:

<input type="checkbox"/> New Legislation	<input type="checkbox"/> New Program	<input type="checkbox"/> Fund Switch
<input type="checkbox"/> Federal Mandate	<input checked="" type="checkbox"/> Program Expansion	<input type="checkbox"/> Cost to Continue
<input type="checkbox"/> GR Pick-Up	<input type="checkbox"/> Space Request	<input type="checkbox"/> Equipment Replacement
<input type="checkbox"/> Pay Plan	<input type="checkbox"/> Other: _____	

## 3. WHY IS THIS FUNDING NEEDED? PROVIDE AN EXPLANATION FOR ITEMS CHECKED IN #2. INCLUDE THE FEDERAL OR STATE STATUTORY OR CONSTITUTIONAL AUTHORIZATION FOR THIS PROGRAM.

This expansion item is due to an increase in contractor payments, consultant design work and right of way purchases as the department's construction program increases with additional funding. The larger amount of construction awards will result in a larger amount of contractor payments and other program delivery costs tied directly to the fiscal year 2023-2027 Statewide Transportation Improvement Program (STIP), authorized by the Missouri Highway Transportation Commission (MHTC) on July 6, 2022, as well as contractor payments on projects authorized in previous annual STIPs.



## NEW DECISION ITEM

RANK: 1 OF 28

<b>Department of Transportation</b>				<b>Budget Unit: <u>Program Delivery</u></b>					
<b>Division: <u>Program Delivery</u></b>									
<b>DI Name: <u>Program Delivery Program Expansion</u>    DI# <u>1605005</u></b>				<b>HB Section: <u>4.425</u></b>					
<p><b>4. DESCRIBE THE DETAILED ASSUMPTIONS USED TO DERIVE THE SPECIFIC REQUESTED AMOUNT. (How did you determine that the requested number of FTE were appropriate? From what source or standard did you derive the requested levels of funding? Were alternatives such as outsourcing or automation considered? If based on new legislation, does request tie to TAFP fiscal note? If not, explain why. Detail which portions of the request are one-times and how those amounts were calculated.)</b></p> <p>This expansion item is due to an increase in contractor payments, consultant design work and right of way purchases as the department's construction program increases with additional funding.</p>									
<b>5. BREAK DOWN THE REQUEST BY BUDGET OBJECT CLASS, JOB CLASS, AND FUND SOURCE. IDENTIFY ONE-TIME COSTS.</b>									
Budget Object Class/Job Class	Dept Req GR DOLLARS	Dept Req GR FTE	Dept Req FED DOLLARS	Dept Req FED FTE	Dept Req OTHER DOLLARS	Dept Req OTHER FTE	Dept Req TOTAL DOLLARS	Dept Req TOTAL FTE	Dept Req One-Time DOLLARS
<b>Total PS</b>	0	0.0	0	0.0	0	0.0	0	0.0	0
<b>Total EE</b>	0		0		0		0		0
Program Distributions							0		
Property & Improvements	0		0		379,000,000		379,000,000		
<b>Total PSD</b>	0		0		379,000,000		379,000,000		0
Transfers	0		0		0		0		
<b>Total TRF</b>	0		0		0		0		0
<b>Grand Total</b>	0	0.0	0	0.0	379,000,000	0.0	379,000,000	0.0	0

## NEW DECISION ITEM

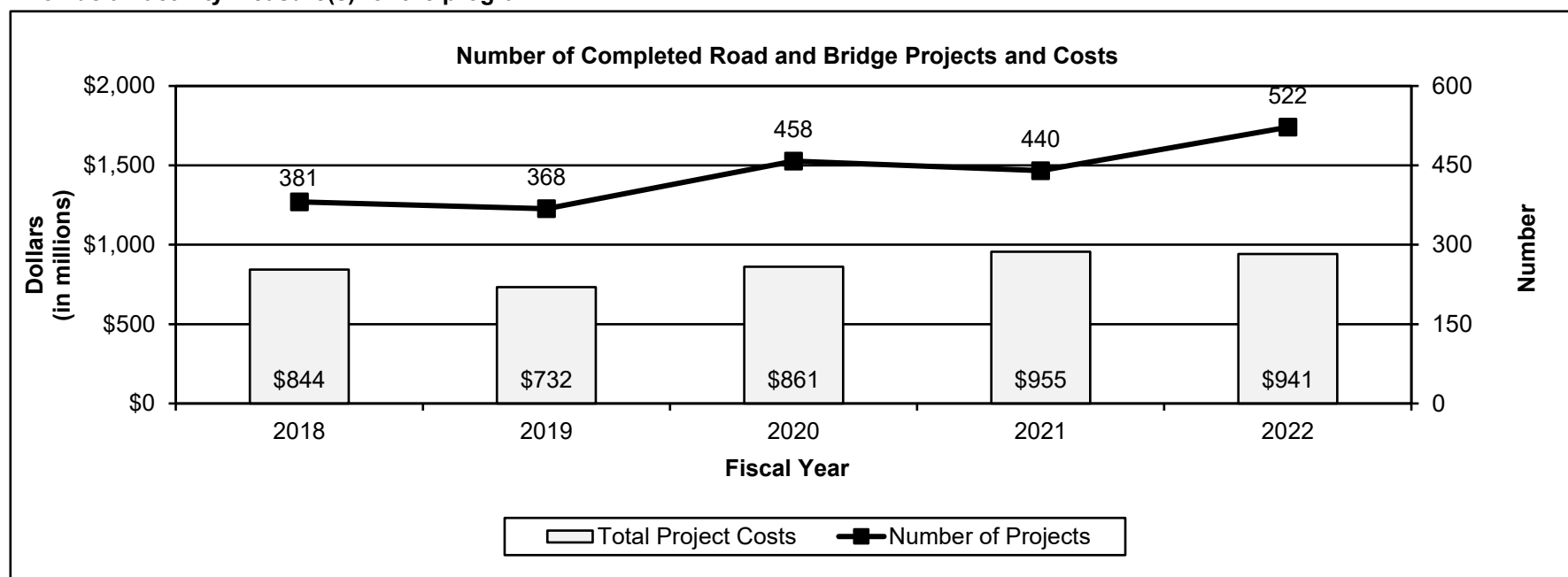
RANK: 1 OF 28

Department of Transportation

Budget Unit: Program Delivery

Division: Program Delivery

DI Name: Program Delivery Program Expansion DI# 1605005

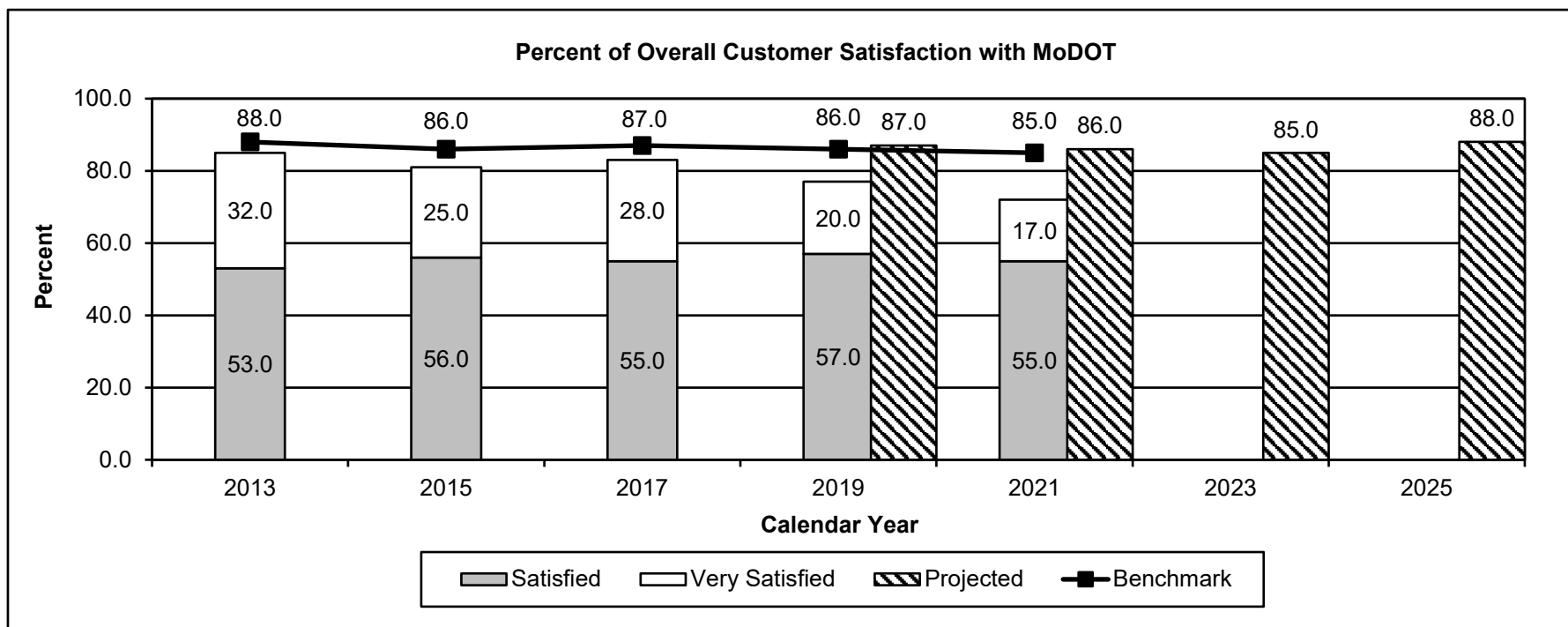
HB Section: 4.425**6. PERFORMANCE MEASURES** (If new decision item has an associated core, separately identify projected performance with & without additional funding.)**6a.** Provide an activity measure(s) for the program.

**NEW DECISION ITEM**  
**RANK: 1 OF 28**

**Department of Transportation**  
**Division: Program Delivery**  
**DI Name: Program Delivery Program Expansion DI# 1605005**

**Budget Unit: Program Delivery**  
**HB Section: 4.425**

**6b. Provide a measure(s) of the program's quality.**

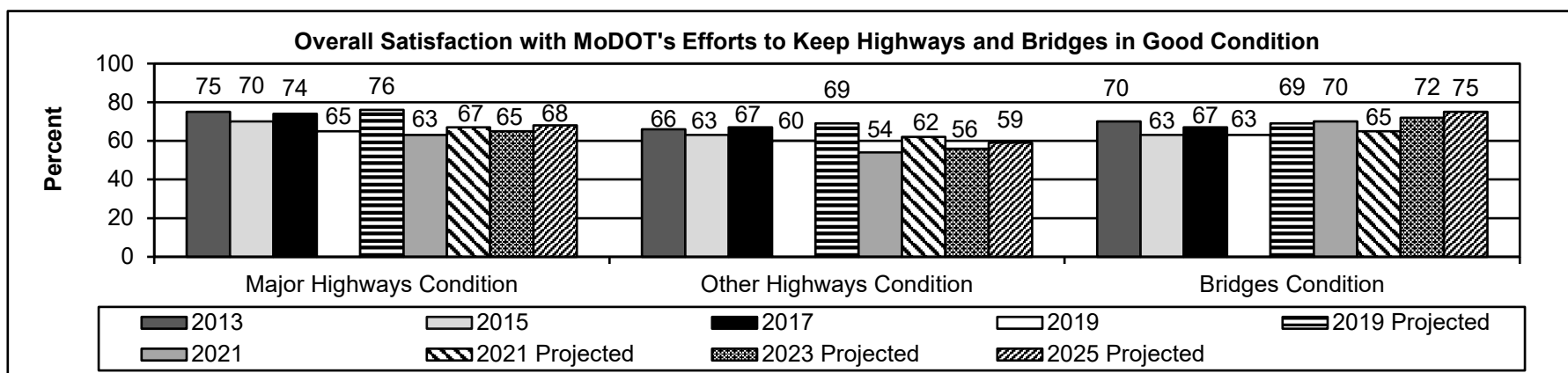


Data is collected through a biennial survey conducted by a consultant. Historically, this has been a telephone survey of approximately 3,500 adult Missourians; however, new for 2021, the survey offered both a phone and text option to approximately 7,500 randomly selected adult Missourians. "How satisfied are you with the job the Missouri Department of Transportation is doing?" was the question surveyed. The benchmark data is from the American Customer Satisfaction Index, a national cross-industry measure of customer satisfaction in the United States. The 2023 projection is equal to the 2021 benchmark score of 85 percent. The 2025 projection was established by projecting a three percent improvement from the benchmark. No survey was conducted in calendar years 2014, 2016, 2018, 2020 and 2022.

## NEW DECISION ITEM

RANK: 1 OF 28

Department of Transportation

Budget Unit: Program DeliveryDivision: Program DeliveryDI Name: Program Delivery Program Expansion DI# 1605005HB Section: 4.425

Data is collected through a biennial survey conducted by a consultant. Historically, this has been a telephone survey of approximately 3,500 adult Missourians; however, new for 2021, the survey offered both a phone and text option to approximately 7,500 randomly selected adult Missourians. The questions surveyed were "How satisfied are you with: MoDOT's efforts to keep the surface of major highways in good condition (smooth and free of potholes); keep the surface of other state highways in good condition (smooth and free of potholes); and keep bridges in good condition?". Overall satisfaction for the years above was calculated by adding the very satisfied and the satisfied responses. The 2023 and 2025 projections were established by projecting a two and five percent increase from the 2021 survey, respectively. No survey was conducted in calendar years 2014, 2016, 2018, 2020 and 2022.

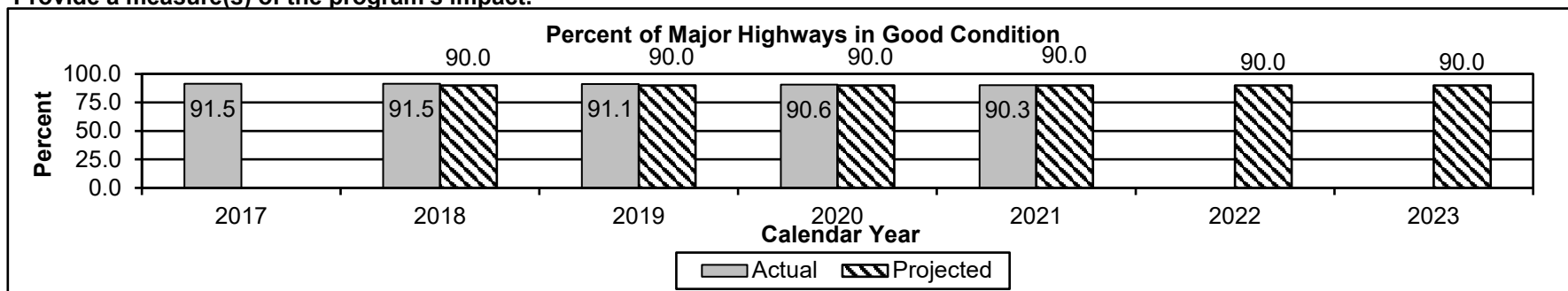
## NEW DECISION ITEM

RANK: 1 OF 28

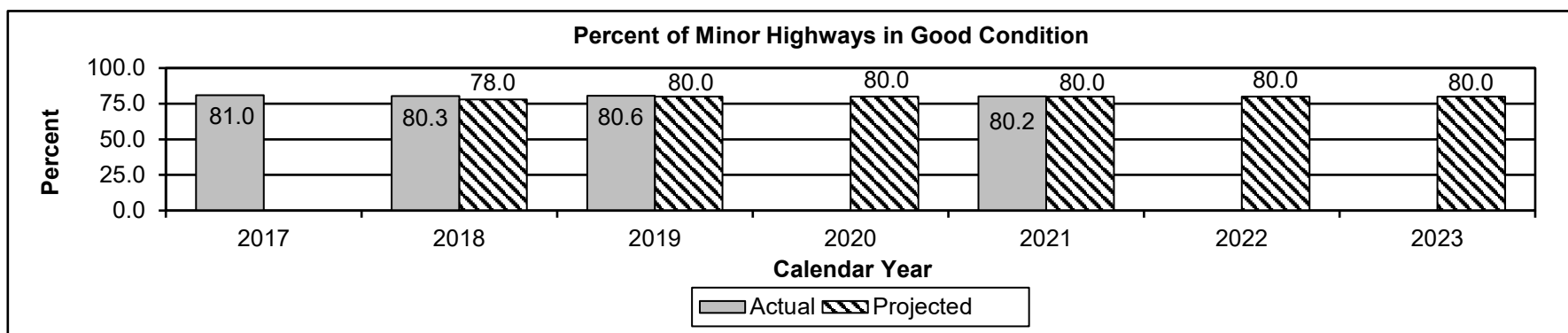
Department of Transportation

Budget Unit: Program DeliveryDivision: Program DeliveryDI Name: Program Delivery Program Expansion DI# 1605005HB Section: 4.425

## 6c. Provide a measure(s) of the program's impact.



The projections for this measure are based on the statewide asset management plan and reflect the department's goal of maintaining current conditions. These are set by the department and will not change unless policy changes, regardless of performance. Currently, good comparison data is not available because states measure the condition of major and minor highways using a variety of methods.



The projections for this measure are based on the statewide asset management plan and reflect the department's goal of maintaining current conditions. These are set by the department and will not change unless policy changes, regardless of performance. Currently, good comparison data is not available because states measure the condition of major and minor highways using a variety of methods. Data for calendar year 2020 will not be available because MoDOT was unable to measure the condition of these roads due to the pandemic.

**NEW DECISION ITEM**  
**RANK: 1 OF 28**

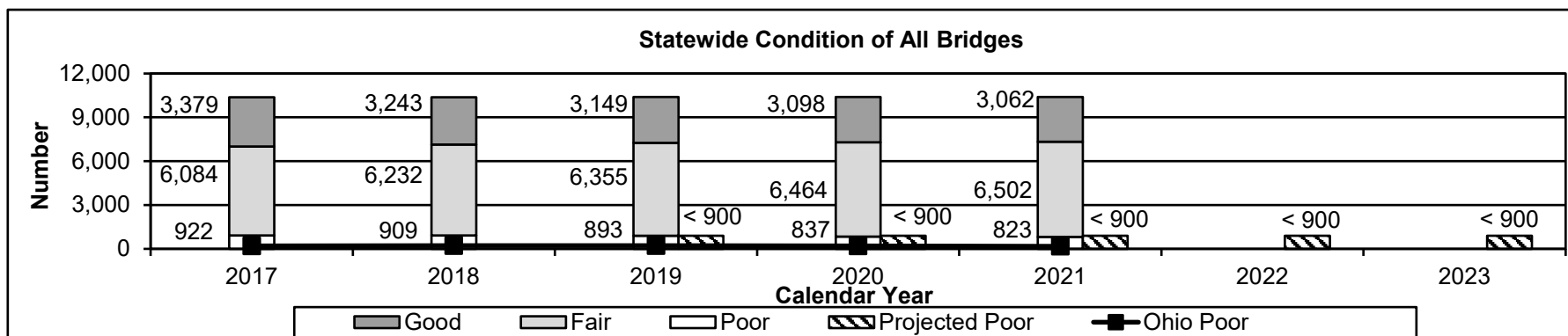
**Department of Transportation**

**Budget Unit: Program Delivery**

**Division: Program Delivery**

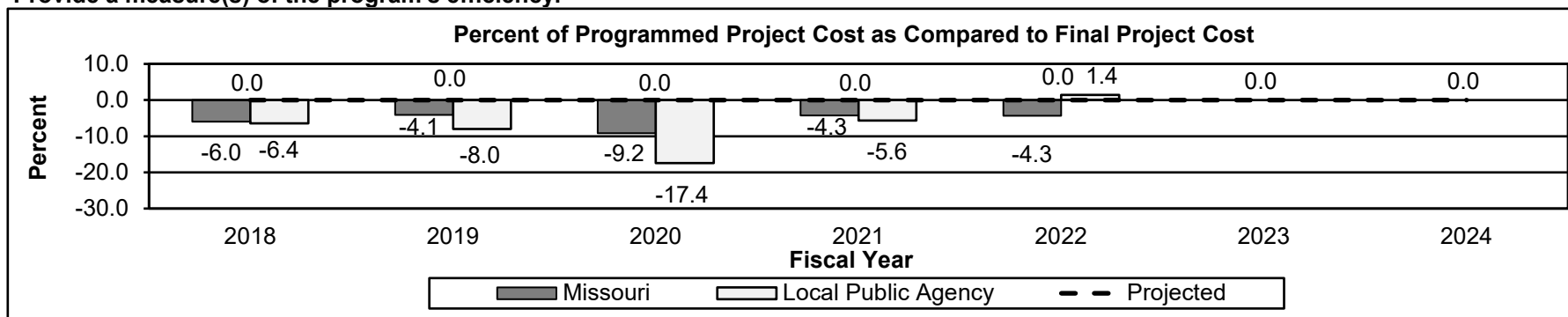
**DI Name: Program Delivery Program Expansion DI# 1605005**

**HB Section: 4.425**



MoDOT's goal is to reduce the number of bridges in poor condition. The projections reflect the department's goal of maintaining current conditions. Ohio has been selected for comparison due to its similar demographics, geography and weather conditions. Ohio's total number of state highway bridges is only 79 more than Missouri. Ohio's bridges in poor condition was 208 in 2017, 223 in 2018, 218 in 2019, 196 in 2020 and 176 in 2021.

**6d. Provide a measure(s) of the program's efficiency.**

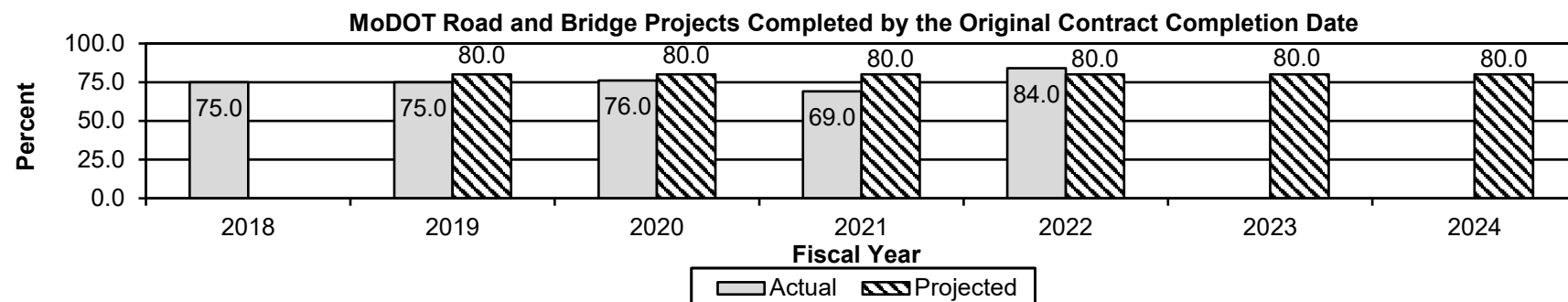


Construction projects are programmed or budgeted in the department's Statewide Transportation Improvement Program (STIP). Once a project is awarded and work begins, final project costs can change from the original programmed cost in the STIP. Construction project cost changes are usually caused by final quantity adjustments, weather, subgrade issues or other additional construction phase service costs. The target is zero percent difference, indicating MoDOT is making timely use of available funds.

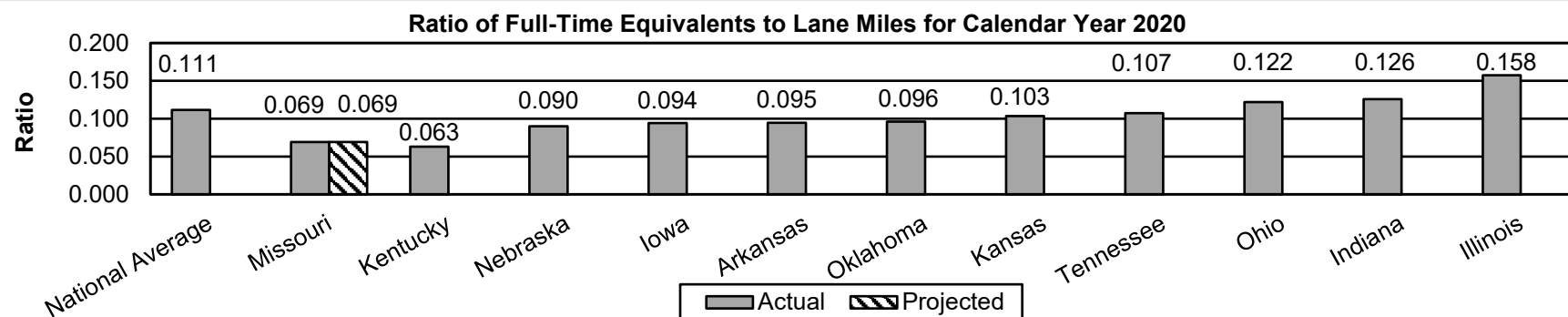
## NEW DECISION ITEM

RANK: 1 OF 28

Department of Transportation

Budget Unit: Program DeliveryDivision: Program DeliveryDI Name: Program Delivery Program Expansion DI# 1605005HB Section: 4.425

MoDOT works to meet the initial contract completion date by preparing accurate plans and quantities and setting aggressive but reasonable completion dates. Occasionally, an authorized extension of the completion date is required for things like weather or additional work. This measure tracks the percentage of road and bridge projects completed by the commitment date originally established in the contract. MoDOT's target is 80 percent.



Full-time equivalent (FTE) is the total number of hours worked or on paid leave divided by 2,080. The ratio in this measure was calculated by dividing the FTEs in the Census Bureau - 2020 Annual Survey of Public Employees and Payroll, by the estimated number of lane miles in the 2020 FHWA report of State Highway Agency-Owned Public Roads (HM-81). A low ratio means MoDOT is efficiently maintaining roadways with limited resources. The projection is based on budgeted FTE. Calendar year 2021 data was not available at time of publication.

NEW DECISION ITEM  
RANK: 1 OF 28

Department of Transportation	Budget Unit: <u>Program Delivery</u>
Division: <u>Program Delivery</u>	
DI Name: <u>Program Delivery Program Expansion</u> DI# <u>1605005</u>	HB Section: <u>4.425</u>

**7. STRATEGIES TO ACHIEVE THE PERFORMANCE MEASUREMENT TARGETS:**

Invest in Missouri's transportation infrastructure to improve or maintain the condition of Missouri's roads and bridges and honor commitments to the public, contractors and other vendors.



**DECISION ITEM DETAIL**

Budget Unit	FY 2022	FY 2022	FY 2023	FY 2023	FY 2024	FY 2024	*****	*****
Decision Item	ACTUAL	ACTUAL	BUDGET	BUDGET	DEPT REQ	DEPT REQ	SECURED	SECURED
Budget Object Class	DOLLAR	FTE	DOLLAR	FTE	DOLLAR	FTE	COLUMN	COLUMN
<b>PROGRAM DELIVERY</b>								
<b>Program Delivery NDI - 1605005</b>								
PROPERTY & IMPROVEMENTS	0	0.00	0	0.00	379,000,000	0.00	0	0.00
<b>TOTAL - EE</b>	<b>0</b>	<b>0.00</b>	<b>0</b>	<b>0.00</b>	<b>379,000,000</b>	<b>0.00</b>	<b>0</b>	<b>0.00</b>
<b>GRAND TOTAL</b>	<b>\$0</b>	<b>0.00</b>	<b>\$0</b>	<b>0.00</b>	<b>\$379,000,000</b>	<b>0.00</b>	<b>\$0</b>	<b>0.00</b>
GENERAL REVENUE	\$0	0.00	\$0	0.00	\$0	0.00		0.00
FEDERAL FUNDS	\$0	0.00	\$0	0.00	\$0	0.00		0.00
OTHER FUNDS	\$0	0.00	\$0	0.00	\$379,000,000	0.00		0.00



## NEW DECISION ITEM

RANK: 26 OF 28

Department of Transportation	Budget Unit: <u>Program Delivery</u>
Division: <u>Program Delivery</u>	
DI Name: <u>Program Del Fed Grants Expansion</u> DI# <u>1605030</u>	HB Section: <u>4.425</u>

**1. AMOUNT OF REQUEST**

	FY 2024 Budget Request			
	GR	Federal	Other	Total
PS	0	0	0	0
EE	0	0	0	0
PSD	50,000,000	0	0	50,000,000
TRF	0	0	0	0
<b>Total</b>	<b>50,000,000</b>	<b>0</b>	<b>0</b>	<b>50,000,000</b>
<b>FTE</b>	<b>0.00</b>	<b>0.00</b>	<b>0.00</b>	<b>0.00</b>
<b>HB 4</b>	<b>0</b>	<b>0</b>	<b>0</b>	<b>0</b>
<b>HB 5</b>	<b>0</b>	<b>0</b>	<b>0</b>	<b>0</b>

*Note: Fringes budgeted in House Bill 5 except for certain fringes budgeted directly to MoDOT, Highway Patrol, and Conservation.*

Other Funds:

Non-Counts:

	FY 2024 Governor's Recommendation			
	GR	Federal	Other	Total
PS	0	0	0	0
EE	0	0	0	0
PSD	0	0	0	0
TRF	0	0	0	0
<b>Total</b>	<b>0</b>	<b>0</b>	<b>0</b>	<b>0</b>
<b>FTE</b>	<b>0.00</b>	<b>0.00</b>	<b>0.00</b>	<b>0.00</b>
<b>HB 4</b>	<b>0</b>	<b>0</b>	<b>0</b>	<b>0</b>
<b>HB 5</b>	<b>0</b>	<b>0</b>	<b>0</b>	<b>0</b>

*Note: Fringes budgeted in House Bill 5 except for certain fringes budgeted directly to MoDOT, Highway Patrol, and Conservation.*

Other Funds:

Non-Counts:

**2. THIS REQUEST CAN BE CATEGORIZED AS:**

<input type="checkbox"/> New Legislation	<input type="checkbox"/> New Program	<input type="checkbox"/> Fund Switch
<input type="checkbox"/> Federal Mandate	<input checked="" type="checkbox"/> Program Expansion	<input type="checkbox"/> Cost to Continue
<input type="checkbox"/> GR Pick-Up	<input type="checkbox"/> Space Request	<input type="checkbox"/> Equipment Replacement
<input type="checkbox"/> Pay Plan	<input type="checkbox"/> Other: _____	

**3. WHY IS THIS FUNDING NEEDED? PROVIDE AN EXPLANATION FOR ITEMS CHECKED IN #2. INCLUDE THE FEDERAL OR STATE STATUTORY OR CONSTITUTIONAL AUTHORIZATION FOR THIS PROGRAM.**

This expansion item is for federal discretionary grants. This will provide the required match funds for potential discretionary grants including the Infrastructure for Rebuilding America (INFRA); Rebuilding American Infrastructure with Sustainability and Equity (RAISE); Promoting Resilient Operations for Transformative, Efficient, and Cost-Saving Transportation (PROTECT); and Reconnecting Communities. Since the Statewide Transportation Improvement Program (STIP) commits all other funds, this would allow Missouri to compete for the grants.

## NEW DECISION ITEM

RANK: 26 OF 28

Department of Transportation	Budget Unit: <u>Program Delivery</u>
Division: <u>Program Delivery</u>	
DI Name: <u>Program Del Fed Grants Expansion</u> DI# <u>1605030</u>	HB Section: <u>4.425</u>

**4. DESCRIBE THE DETAILED ASSUMPTIONS USED TO DERIVE THE SPECIFIC REQUESTED AMOUNT. (How did you determine that the requested number of FTE were appropriate? From what source or standard did you derive the requested levels of funding? Were alternatives such as outsourcing or automation considered? If based on new legislation, does request tie to TAFP fiscal note? If not, explain why. Detail which portions of the request are one-times and how those amounts were calculated.)**

The requested \$50.0 million of general revenue is to provide matching funds for potential federal discretionary grants, which all require a nonfederal match. The Infrastructure Investment and Jobs Act (IIJA) has several discretionary programs, listed below:

Grant	Amount Available
Infrastructure for Rebuilding America (INFRA)	\$8,000,000,000
Rebuilding American Infrastructure with Sustainability and Equity (RAISE)	\$7,500,000,000
Promoting Resilient Operations for Transformative, Efficient, and Cost-Saving Transportation (PROTECT)	\$1,400,000,000
Reconnecting Communities	\$1,000,000,000

**5. BREAK DOWN THE REQUEST BY BUDGET OBJECT CLASS, JOB CLASS, AND FUND SOURCE. IDENTIFY ONE-TIME COSTS.**

Budget Object Class/Job Class	Dept Req GR DOLLARS	Dept Req GR FTE	Dept Req FED DOLLARS	Dept Req FED FTE	Dept Req OTHER DOLLARS	Dept Req OTHER FTE	Dept Req TOTAL DOLLARS	Dept Req TOTAL FTE	Dept Req One-Time DOLLARS
Total PS	0	0.0	0	0.0	0	0.0	0	0.0	0
Total EE	0		0		0		0		0
Program Distributions	50,000,000		0		0		50,000,000		
Total PSD	50,000,000		0		0		50,000,000		0
Transfers	0		0		0		0		
Total TRF	0		0		0		0		0
Grand Total	50,000,000	0.0	0	0.0	0	0.0	50,000,000	0.0	0

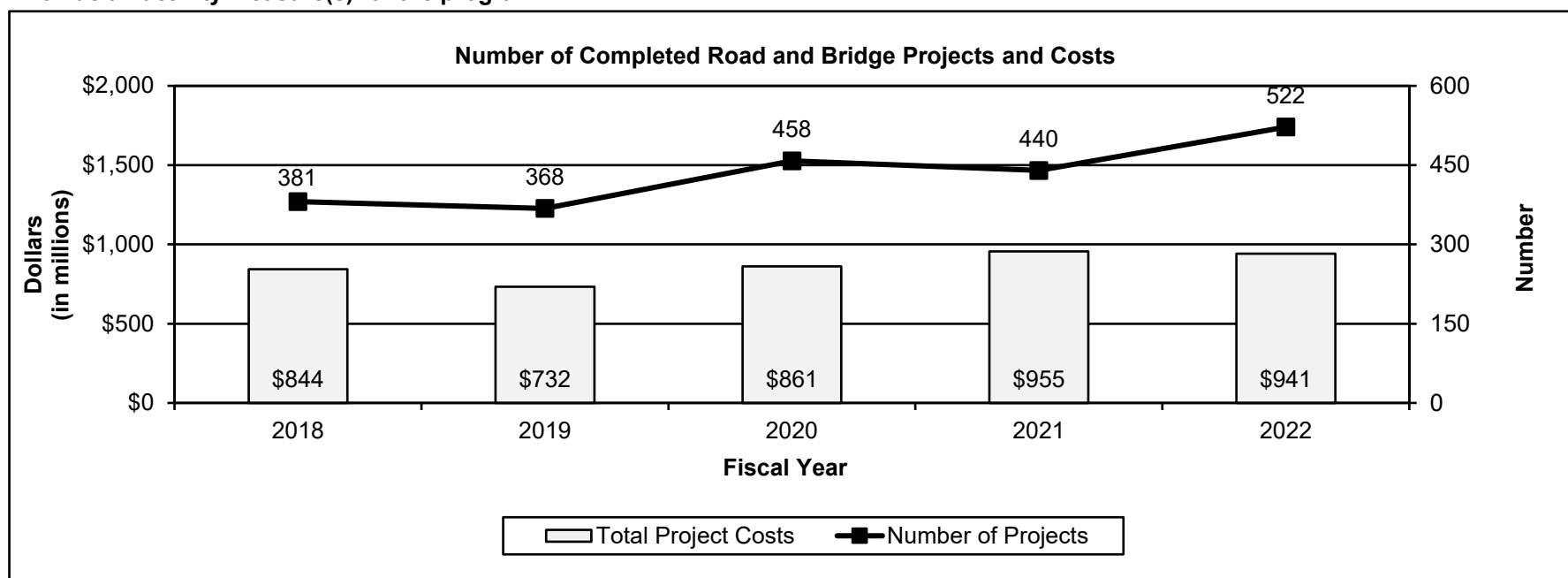
## NEW DECISION ITEM

RANK: 26 OF 28

Department of Transportation

Budget Unit: Program DeliveryDivision: Program DeliveryDI Name: Program Del Fed Grants Expansion DI# 1605030HB Section: 4.425**6. PERFORMANCE MEASURES** (If new decision item has an associated core, separately identify projected performance with & without additional funding.)

6a. Provide an activity measure(s) for the program.

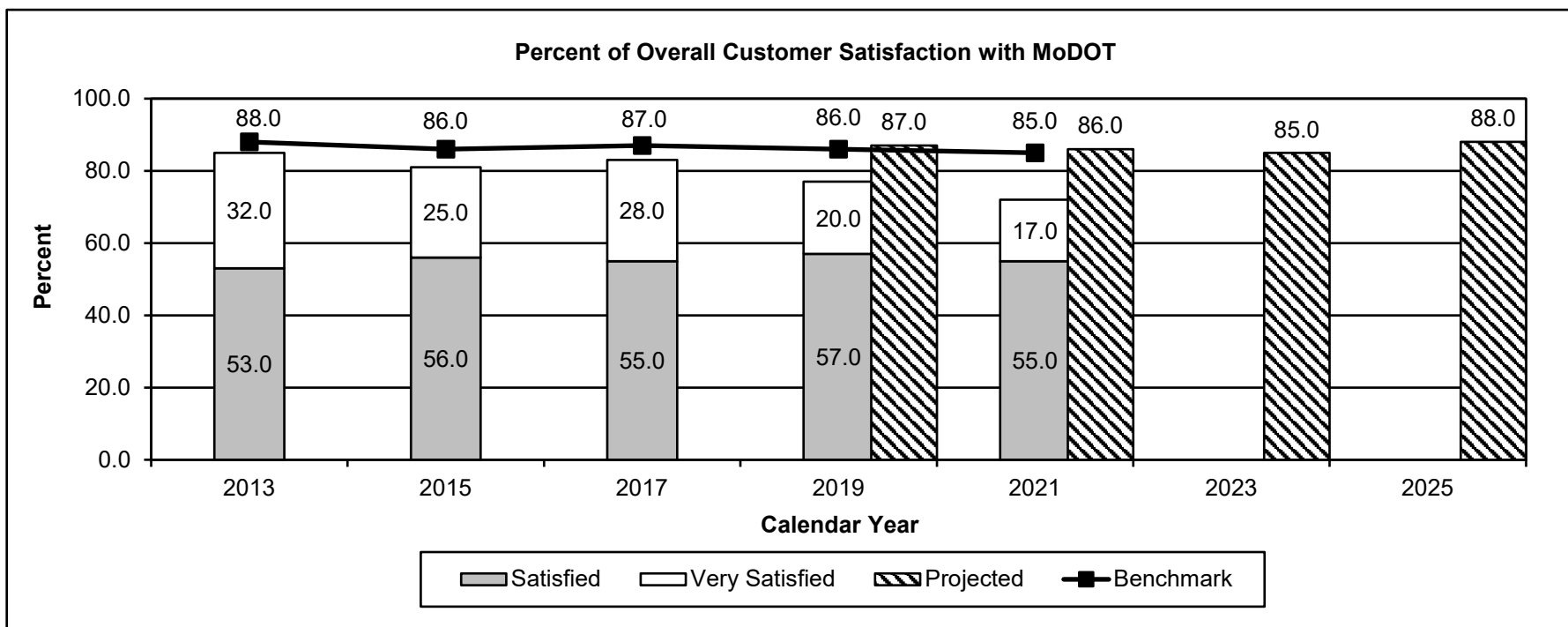


**NEW DECISION ITEM**  
**RANK: 26 OF 28**

**Department of Transportation**  
**Division: Program Delivery**  
**DI Name: Program Del Fed Grants Expansion DI# 1605030**

**Budget Unit: Program Delivery**  
**HB Section: 4.425**

**6b. Provide a measure(s) of the program's quality.**

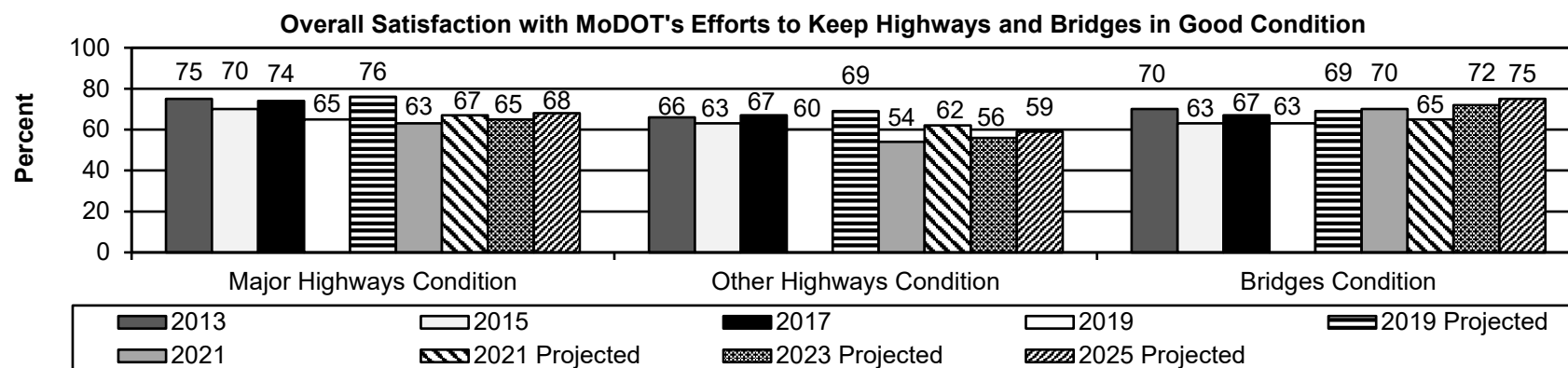


Data is collected through biennial survey conducted by a consultant. Historically, this has been a telephone survey of approximately 3,500 adult Missourians; however, new for 2021, the survey offered both a phone and text option to approximately 7,500 randomly selected adult Missourians. "How satisfied are you with the job the Missouri Department of Transportation is doing?" was the question surveyed. The benchmark data is from the American Customer Satisfaction Index, a national cross-industry measure of customer satisfaction in the United States. The 2023 projection is equal to the 2021 benchmark score of 85 percent. The 2025 projection was established by projecting a three percent improvement from the benchmark. No survey was conducted in calendar years 2014, 2016, 2018, 2020 and 2022.

## NEW DECISION ITEM

RANK: 26 OF 28

Department of Transportation

Budget Unit: Program DeliveryDivision: Program DeliveryDI Name: Program Del Fed Grants Expansion DI# 1605030HB Section: 4.425

Data is collected through biennial survey conducted by a consultant. Historically, this has been a telephone survey of approximately 3,500 adult Missourians; however, new for 2021, the survey offered both a phone and text option to approximately 7,500 randomly selected adult Missourians. The questions surveyed were "How satisfied are you with: MoDOT's efforts to keep the surface of major highways in good condition (smooth and free of potholes); keep the surface of other state highways in good condition (smooth and free of potholes); and keep bridges in good condition?". Overall satisfaction for the years above was calculated by adding the very satisfied and the satisfied responses. The 2023 and 2025 projections were established by projecting a two and five percent increase from the 2021 survey, respectively. No survey was conducted in calendar years 2014, 2016, 2018, 2020 and 2022.

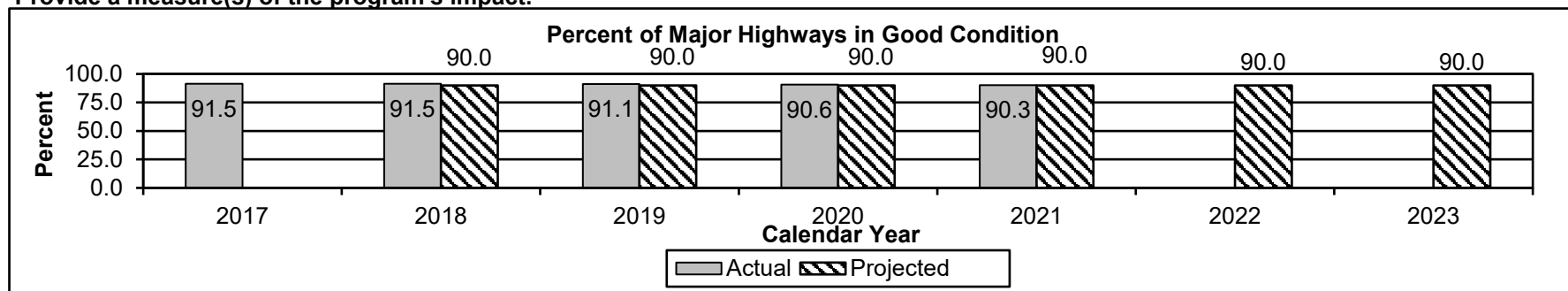
## NEW DECISION ITEM

RANK: 26 OF 28

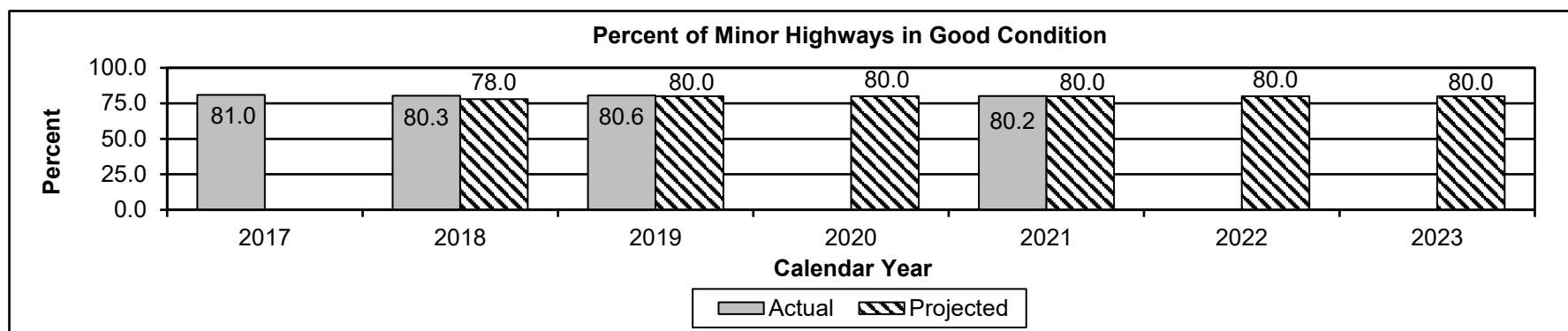
Department of Transportation

Budget Unit: Program DeliveryDivision: Program DeliveryDI Name: Program Del Fed Grants Expansion DI# 1605030HB Section: 4.425

## 6c. Provide a measure(s) of the program's impact.



The projections for this measure are based on the statewide asset management plan and reflects the department's goal of maintaining current conditions. These are set by the department and will not change unless policy changes, regardless of performance. Currently, good comparison data is not available because states measure the condition of major and minor highways using a variety of methods.



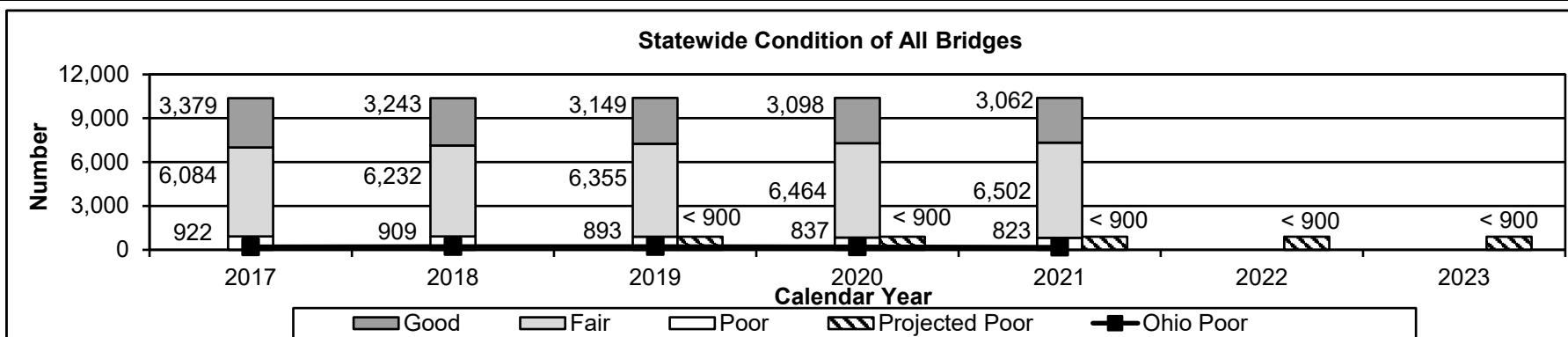
The projections for this measure are based on the statewide asset management plan and reflects the department's goal of maintaining current conditions. These are set by the department and will not change unless policy changes, regardless of performance. Currently, good comparison data is not available because states measure the condition of major and minor highways using a variety of methods. Data for calendar year 2020 will not be available because MoDOT was unable to measure the condition of these roads due to the pandemic.



**NEW DECISION ITEM**  
**RANK: 26 OF 28**

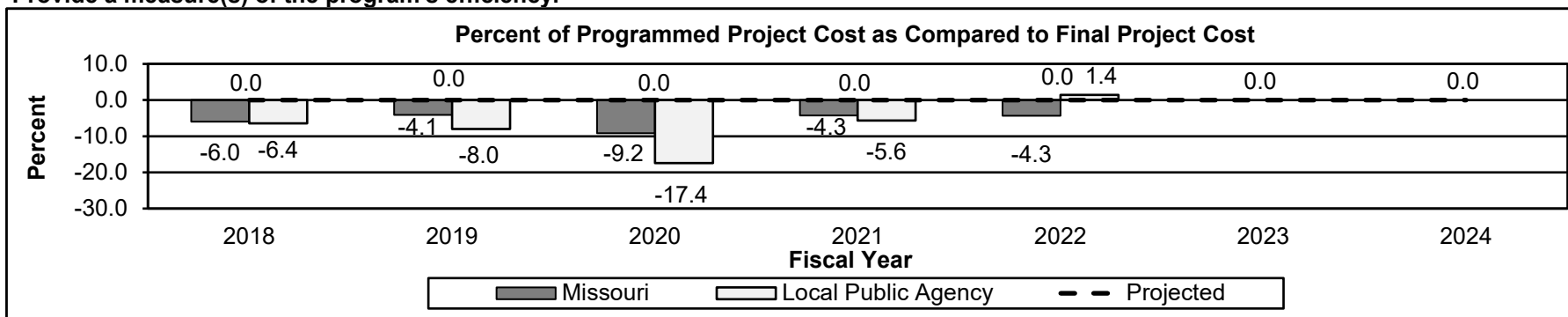
**Department of Transportation**  
**Division: Program Delivery**  
**DI Name: Program Del Fed Grants Expansion DI# 1605030**

**Budget Unit: Program Delivery**  
**HB Section: 4.425**



MoDOT's goal is to reduce the number of bridges in poor condition. The projections reflect the department's goal of maintaining current conditions. Ohio has been selected for comparison due to its similar demographics, geography and weather conditions. Ohio's total number of state highway bridges is only 79 more than Missouri. Ohio's bridges in poor condition was 208 in 2017, 223 in 2018, 218 in 2019, 196 in 2020 and 176 in 2021.

**6d. Provide a measure(s) of the program's efficiency.**

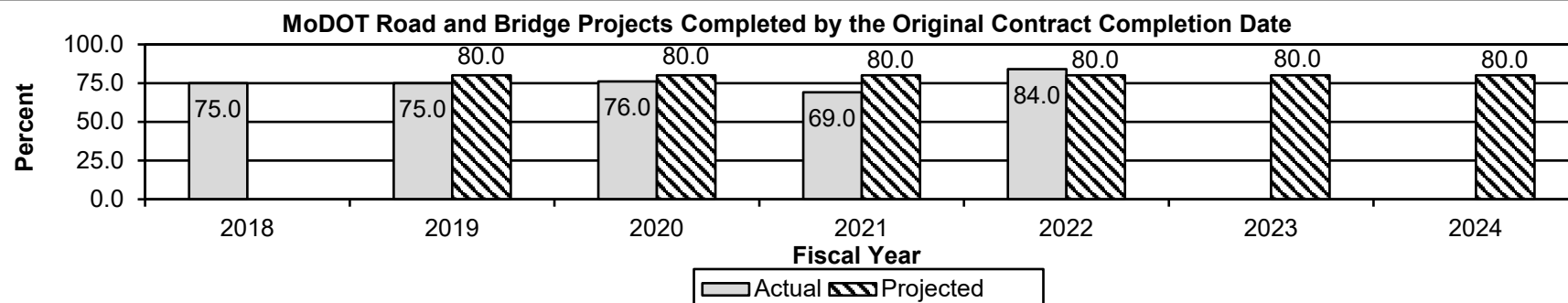


Construction projects are programmed or budgeted in the department's Statewide Transportation Improvement Program (STIP). Once a project is awarded and work begins, final project costs can change from the original programmed cost in the STIP. Construction project cost changes are usually caused by final quantity adjustments, weather, subgrade issues or other additional construction phase service costs. The target is zero percent difference, indicating MoDOT is making timely use of available funds.

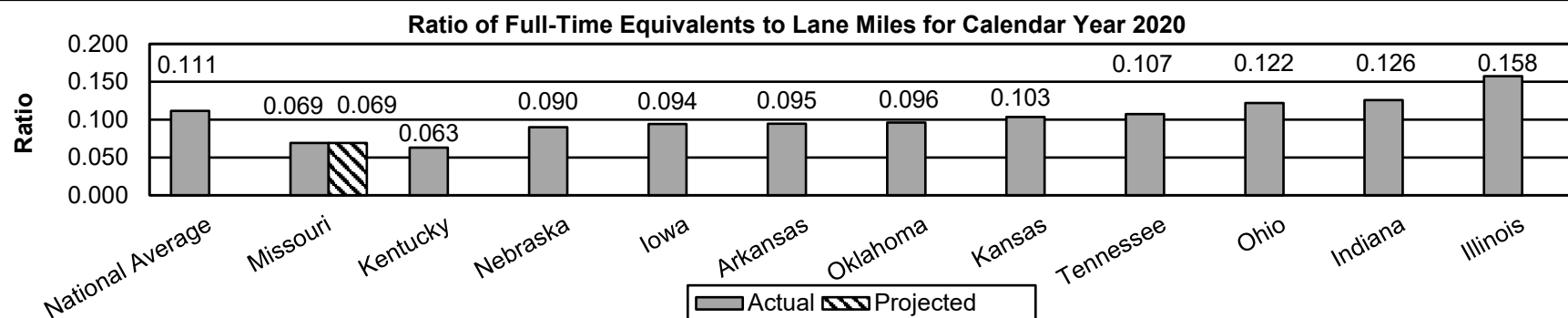
## NEW DECISION ITEM

RANK: 26 OF 28

Department of Transportation

Budget Unit: Program DeliveryDivision: Program DeliveryDI Name: Program Del Fed Grants Expansion DI# 1605030HB Section: 4.425

MoDOT works to meet the initial contract completion date by preparing accurate plans and quantities and setting aggressive but reasonable completion dates. Occasionally, an authorized extension of the completion date is required for things like weather or additional work. This measure tracks the percentage of road and bridge projects completed by the commitment date originally established in the contract. MoDOT's target is 80 percent.



Full-time equivalent (FTE) is the total number of hours worked or on paid leave divided by 2,080. The ratio in this measure was calculated by dividing the FTEs in the Census Bureau - 2020 Annual Survey of Public Employees and Payroll, by the estimated number of lane miles in the 2020 FHWA report of State Highway Agency-Owned Public Roads (HM-81). A low ratio means MoDOT is efficiently maintaining roadways with limited resources. The projection is based on budgeted FTE. Calendar year 2021 data was not available at time of publication.

NEW DECISION ITEM  
RANK: 26 OF 28

Department of Transportation	Budget Unit: <u>Program Delivery</u>
Division: <u>Program Delivery</u>	
DI Name: <u>Program Del Fed Grants Expansion</u> DI# <u>1605030</u>	HB Section: <u>4.425</u>

**7. STRATEGIES TO ACHIEVE THE PERFORMANCE MEASUREMENT TARGETS:**  
Invest in Missouri's transportation infrastructure to improve or maintain the condition of Missouri's roads and bridges and honor commitments to the public, contractors and other vendors.

**DECISION ITEM DETAIL**

Budget Unit	FY 2022	FY 2022	FY 2023	FY 2023	FY 2024	FY 2024	*****	*****
Decision Item	ACTUAL	ACTUAL	BUDGET	BUDGET	DEPT REQ	DEPT REQ	SECURED	SECURED
Budget Object Class	DOLLAR	FTE	DOLLAR	FTE	DOLLAR	FTE	COLUMN	COLUMN
<b>PROGRAM DELIVERY</b>								
<b>Prog Delivery Fed Grants NDI - 1605030</b>								
PROPERTY & IMPROVEMENTS	0	0.00	0	0.00	50,000,000	0.00	0	0.00
<b>TOTAL - EE</b>	<b>0</b>	<b>0.00</b>	<b>0</b>	<b>0.00</b>	<b>50,000,000</b>	<b>0.00</b>	<b>0</b>	<b>0.00</b>
<b>GRAND TOTAL</b>	<b>\$0</b>	<b>0.00</b>	<b>\$0</b>	<b>0.00</b>	<b>\$50,000,000</b>	<b>0.00</b>	<b>\$0</b>	<b>0.00</b>
<b>GENERAL REVENUE</b>	<b>\$0</b>	<b>0.00</b>	<b>\$0</b>	<b>0.00</b>	<b>\$50,000,000</b>	<b>0.00</b>		<b>0.00</b>
<b>FEDERAL FUNDS</b>	<b>\$0</b>	<b>0.00</b>	<b>\$0</b>	<b>0.00</b>	<b>\$0</b>	<b>0.00</b>		<b>0.00</b>
<b>OTHER FUNDS</b>	<b>\$0</b>	<b>0.00</b>	<b>\$0</b>	<b>0.00</b>	<b>\$0</b>	<b>0.00</b>		<b>0.00</b>



**DECISION ITEM SUMMARY**

<b>Budget Unit</b>								
<b>Decision Item</b>	<b>FY 2022</b>	<b>FY 2022</b>	<b>FY 2023</b>	<b>FY 2023</b>	<b>FY 2024</b>	<b>FY 2024</b>	<b>*****</b>	<b>*****</b>
<b>Budget Object Summary</b>	<b>ACTUAL</b>	<b>ACTUAL</b>	<b>BUDGET</b>	<b>BUDGET</b>	<b>DEPT REQ</b>	<b>DEPT REQ</b>	<b>SECURED</b>	<b>SECURED</b>
<b>Fund</b>	<b>DOLLAR</b>	<b>FTE</b>	<b>DOLLAR</b>	<b>FTE</b>	<b>DOLLAR</b>	<b>FTE</b>	<b>COLUMN</b>	<b>COLUMN</b>
<b>BRIDGE BONDING TRANSFER</b>								
<b>CORE</b>								
FUND TRANSFERS								
GENERAL REVENUE	45,251,136	0.00	45,550,000	0.00	45,550,000	0.00	0	0.00
TOTAL - TRF	45,251,136	0.00	45,550,000	0.00	45,550,000	0.00	0	0.00
<b>TOTAL</b>	<b>45,251,136</b>	<b>0.00</b>	<b>45,550,000</b>	<b>0.00</b>	<b>45,550,000</b>	<b>0.00</b>	<b>0</b>	<b>0.00</b>
<b>GRAND TOTAL</b>	<b>\$45,251,136</b>	<b>0.00</b>	<b>\$45,550,000</b>	<b>0.00</b>	<b>\$45,550,000</b>	<b>0.00</b>	<b>\$0</b>	<b>0.00</b>

*This page left blank intentionally.*

## CORE DECISION ITEM

<b>Department of Transportation</b>					<b>Budget Unit: Bridge Bonding Transfer</b>				
<b>Division: Program Delivery</b>					<b>HB Section: 4.430</b>				
<b>Core: Focus on Bridges - Debt Service Transfer</b>									

1. CORE FINANCIAL SUMMARY									
FY 2024 Budget Request					FY 2024 Governor's Recommendation				
	GR	Federal	Other	Total		GR	Federal	Other	Total
PS	0	0	0	0	PS	0	0	0	0
EE	0	0	0	0	EE	0	0	0	0
PSD	0	0	0	0	PSD	0	0	0	0
TRF	45,550,000	0	0	45,550,000	TRF	0	0	0	0
<b>Total</b>	<b>45,550,000</b>	<b>0</b>	<b>0</b>	<b>45,550,000</b>	<b>Total</b>	<b>0</b>	<b>0</b>	<b>0</b>	<b>0</b>
FTE					FTE				
	0.00	0.00	0.00	0.00		0.00	0.00	0.00	0.00

<b>HB 4</b>	0	0	0	0
<b>HB 5</b>	0	0	0	0
<i>Note: Fringes budgeted in House Bill 5 except for certain fringes budgeted directly to MoDOT, Highway Patrol, and Conservation.</i>				

Other Funds:

2. CORE DESCRIPTION									
This is needed to transfer funds from the General Revenue Fund (0101) to the State Road Fund (0320) for debt service for the Focus on Bridges Program.									

3. PROGRAM LISTING (list programs included in this core funding)									
This section is not applicable.									



## CORE DECISION ITEM

Department of Transportation  
 Division: Program Delivery  
 Core: Focus on Bridges - Debt Service Transfer

Budget Unit: Bridge Bonding Transfer  
 HB Section: 4.430

## 4. FINANCIAL HISTORY

	FY 2020 Actual	FY 2021 Actual	FY 2022 Actual	FY 2023 Current Yr.
Appropriation (All Funds)	49,594,962	45,550,000	45,550,000	45,550,000
Less Reverted (All Funds)	0	0	0	N/A
Less Restricted (All Funds)*	0	0	0	N/A
Budget Authority (All Funds)	49,594,962	45,550,000	45,550,000	N/A
Actual Expenditures (All Funds)	0	45,546,556	45,251,136	N/A
Unexpended (All Funds)	49,594,962	3,444	298,864	N/A
Unexpended, by Fund:				
General Revenue	49,594,962	3,444	298,864	N/A
Federal	0	0	0	N/A
Other	0	0	0	N/A

(1)

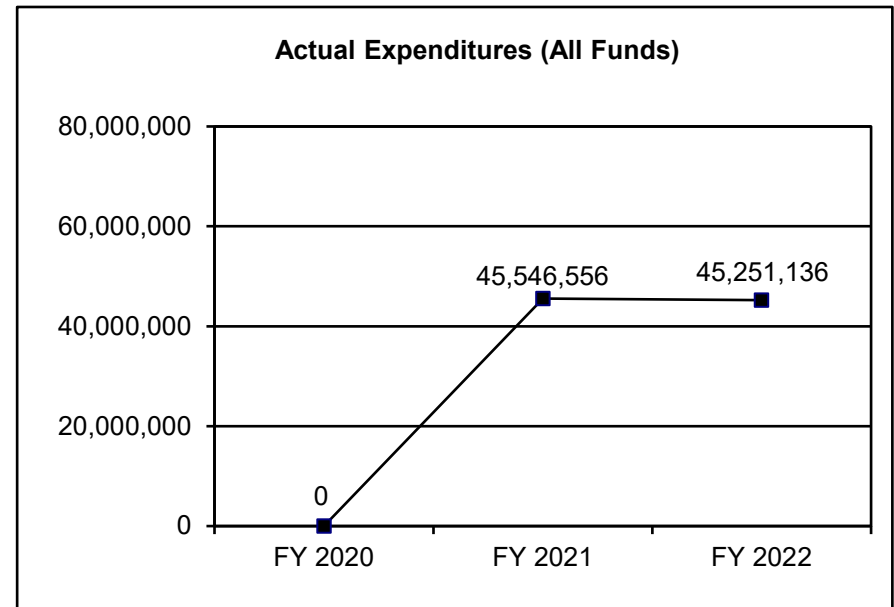
\*Restricted amount is N/A

Reverted includes the statutory three percent reserve amount (when applicable).

Restricted includes any Governor's expenditure restrictions which remained at the end of the fiscal year (when applicable).

**NOTES:**

(1) No debt service was paid in fiscal year 2020.



---

**CORE RECONCILIATION**


---

**MO DEPT. OF TRANSPORTATION**


---

**BRIDGE BONDING TRANSFER**


---



---

**5. CORE RECONCILIATION**


---

	Budget Class	FTE	GR	Federal	Other	Total	Explanation
<b>TAFP AFTER VETOES</b>							
	TRF	0.00	45,550,000	0	0	45,550,000	
	<b>Total</b>	<b>0.00</b>	<b>45,550,000</b>	<b>0</b>	<b>0</b>	<b>45,550,000</b>	
<b>DEPARTMENT CORE REQUEST</b>							
	TRF	0.00	45,550,000	0	0	45,550,000	
	<b>Total</b>	<b>0.00</b>	<b>45,550,000</b>	<b>0</b>	<b>0</b>	<b>45,550,000</b>	
<b>GOVERNOR'S RECOMMENDED CORE</b>							
	TRF	0.00	45,550,000	0	0	45,550,000	
	<b>Total</b>	<b>0.00</b>	<b>45,550,000</b>	<b>0</b>	<b>0</b>	<b>45,550,000</b>	

**DECISION ITEM DETAIL**

Budget Unit	FY 2022	FY 2022	FY 2023	FY 2023	FY 2024	FY 2024	*****	*****
Decision Item	ACTUAL	ACTUAL	BUDGET	BUDGET	DEPT REQ	DEPT REQ	SECURED	SECURED
Budget Object Class	DOLLAR	FTE	DOLLAR	FTE	DOLLAR	FTE	COLUMN	COLUMN
<b>BRIDGE BONDING TRANSFER</b>								
<b>CORE</b>								
TRANSFERS OUT	45,251,136	0.00	45,550,000	0.00	45,550,000	0.00	0	0.00
<b>TOTAL - TRF</b>	<b>45,251,136</b>	<b>0.00</b>	<b>45,550,000</b>	<b>0.00</b>	<b>45,550,000</b>	<b>0.00</b>	<b>0</b>	<b>0.00</b>
<b>GRAND TOTAL</b>	<b>\$45,251,136</b>	<b>0.00</b>	<b>\$45,550,000</b>	<b>0.00</b>	<b>\$45,550,000</b>	<b>0.00</b>	<b>\$0</b>	<b>0.00</b>
GENERAL REVENUE	\$45,251,136	0.00	\$45,550,000	0.00	\$45,550,000	0.00		0.00
FEDERAL FUNDS	\$0	0.00	\$0	0.00	\$0	0.00		0.00
OTHER FUNDS	\$0	0.00	\$0	0.00	\$0	0.00		0.00

## PROGRAM DESCRIPTION

Department of Transportation

HB Section(s): 4.430

Program Name: Focus on Bridges - Debt Service Transfer

Program is found in the following core budget(s): Bridge Bonding Transfer

**1a. What strategic priority does this program address?**

Service - providing outstanding customer service, delivering efficient and innovative transportation projects and operating a reliable transportation system

**1b. What does this program do?**

This is needed to transfer funds from the General Revenue Fund (0101) to the State Road Fund (0320) for debt service for state road bonds issued for the construction and repair of bridges as part of the Focus on Bridges Program.

**2a. Provide an activity measure(s) for the program.**

This appropriation is needed solely for accounting purposes.

**2b. Provide a measure(s) of the program's quality.**

This appropriation is needed solely for accounting purposes.

**2c. Provide a measure(s) of the program's impact.**

This appropriation is needed solely for accounting purposes.

**2d. Provide a measure(s) of the program's efficiency.**

This appropriation is needed solely for accounting purposes.

## PROGRAM DESCRIPTION

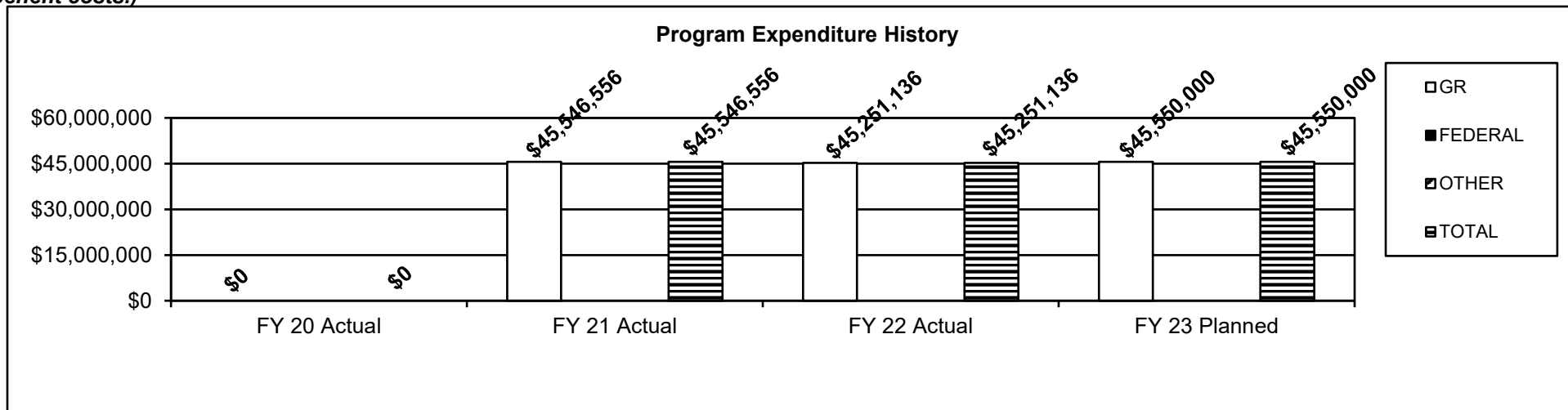
Department of Transportation

HB Section(s): 4.430

Program Name: Focus on Bridges - Debt Service Transfer

Program is found in the following core budget(s): Bridge Bonding Transfer

3. Provide actual expenditures for the prior three fiscal years and planned expenditures for the current fiscal year. (Note: Amounts do not include fringe benefit costs.)



4. What are the sources of the "Other " funds?

N/A

5. What is the authorization for this program, i.e., federal or state statute, etc.? (Include the federal program number, if applicable.)

Truly Agreed to and Finally Passed Senate Substitute #2 for Senate Concurrent Resolution 14 (2019)

6. Are there federal matching requirements? If yes, please explain.

No

7. Is this a federally mandated program? If yes, please explain.

No



**DECISION ITEM SUMMARY**

<b>Budget Unit</b>								
<b>Decision Item</b>	<b>FY 2022</b>	<b>FY 2022</b>	<b>FY 2023</b>	<b>FY 2023</b>	<b>FY 2024</b>	<b>FY 2024</b>	<b>*****</b>	<b>*****</b>
<b>Budget Object Summary</b>	<b>ACTUAL</b>	<b>ACTUAL</b>	<b>BUDGET</b>	<b>BUDGET</b>	<b>DEPT REQ</b>	<b>DEPT REQ</b>	<b>SECURED</b>	<b>SECURED</b>
<b>Fund</b>	<b>DOLLAR</b>	<b>FTE</b>	<b>DOLLAR</b>	<b>FTE</b>	<b>DOLLAR</b>	<b>FTE</b>	<b>COLUMN</b>	<b>COLUMN</b>
<b>BRIDGE BOND DEBT SERVICE</b>								
<b>CORE</b>								
PROGRAM-SPECIFIC								
STATE ROAD	45,237,569	0.00	45,550,000	0.00	45,550,000	0.00	0	0.00
TOTAL - PD	45,237,569	0.00	45,550,000	0.00	45,550,000	0.00	0	0.00
<b>TOTAL</b>	<b>45,237,569</b>	<b>0.00</b>	<b>45,550,000</b>	<b>0.00</b>	<b>45,550,000</b>	<b>0.00</b>	<b>0</b>	<b>0.00</b>
<b>GRAND TOTAL</b>	<b>\$45,237,569</b>	<b>0.00</b>	<b>\$45,550,000</b>	<b>0.00</b>	<b>\$45,550,000</b>	<b>0.00</b>	<b>\$0</b>	<b>0.00</b>

*This page left blank intentionally.*



## CORE DECISION ITEM

Department of Transportation					Budget Unit: <u>Focus on Bridges - Debt Service</u>				
Division: Program Delivery									
Core: Focus on Bridges - Debt Service					HB Section: <u>4.435</u>				
<b>1. CORE FINANCIAL SUMMARY</b>									
FY 2024 Budget Request					FY 2024 Governor's Recommendation				
	GR	Federal	Other	Total		GR	Federal	Other	Total
PS	0	0	0	0	PS	0	0	0	0
EE	0	0	0	0	EE	0	0	0	0
PSD	0	0	45,550,000	45,550,000	PSD	0	0	0	0
TRF	0	0	0	0	TRF	0	0	0	0
<b>Total</b>	<b>0</b>	<b>0</b>	<b>45,550,000</b>	<b>45,550,000</b>	<b>Total</b>	<b>0</b>	<b>0</b>	<b>0</b>	<b>0</b>
<b>FTE</b>	<b>0.00</b>	<b>0.00</b>	<b>0.00</b>	<b>0.00</b>	<b>FTE</b>	<b>0.00</b>	<b>0.00</b>	<b>0.00</b>	<b>0.00</b>
<b>HB 4</b>	0	0	0	0	<b>HB 4</b>	0	0	0	0
<b>HB 5</b>	0	0	0	0	<b>HB 5</b>	0	0	0	0
<i>Note: Fringes budgeted in House Bill 5 except for certain fringes budgeted directly to MoDOT, Highway Patrol, and Conservation.</i>					<i>Note: Fringes budgeted in House Bill 5 except for certain fringes budgeted directly to MoDOT, Highway Patrol, and Conservation.</i>				
Other Funds: State Road Fund (0320)					Other Funds:				
<b>2. CORE DESCRIPTION</b>									
This item is needed to pay annual debt service for the Focus on Bridges Program.									
<b>3. PROGRAM LISTING (list programs included in this core funding)</b>									
This section is not applicable.									

## CORE DECISION ITEM

Department of Transportation

Budget Unit: Focus on Bridges - Debt ServiceDivision: Program DeliveryCore: Focus on Bridges - Debt ServiceHB Section: 4.435

## 4. FINANCIAL HISTORY

	FY 2020 Actual	FY 2021 Actual	FY 2022 Actual	FY 2023 Current Yr.
Appropriation (All Funds)	49,594,962	45,550,000	45,550,000	45,550,000
Less Reverted (All Funds)	0	0	0	N/A
Less Restricted (All Funds)*	0	0	0	N/A
Budget Authority (All Funds)	49,594,962	45,550,000	45,550,000	N/A
Actual Expenditures (All Funds)	0	45,535,852	45,237,569	N/A
Unexpended (All Funds)	49,594,962	14,148	312,431	N/A
Unexpended, by Fund:				
General Revenue	0	0	0	N/A
Federal	0	0	0	N/A
Other	49,594,962	14,148	312,431	N/A

(1)

\*Restricted amount is N/A

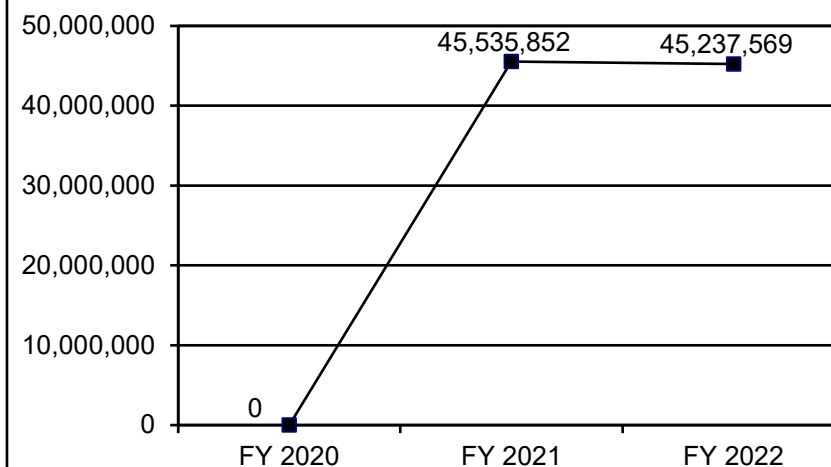
Reverted includes the statutory three percent reserve amount (when applicable).

Restricted includes any Governor's expenditure restrictions which remained at the end of the fiscal year (when applicable).

**NOTES:**

(1) No debt service was paid in fiscal year 2020.

Actual Expenditures (All Funds)



---

**CORE RECONCILIATION**


---

**MO DEPT. OF TRANSPORTATION**


---

**BRIDGE BOND DEBT SERVICE**


---



---

**5. CORE RECONCILIATION**


---

	<b>Budget Class</b>	<b>FTE</b>	<b>GR</b>	<b>Federal</b>	<b>Other</b>	<b>Total</b>	<b>Explanation</b>
<b>TAFP AFTER VETOES</b>							
	PD	0.00	0	0	45,550,000	45,550,000	
	<b>Total</b>	<b>0.00</b>	<b>0</b>	<b>0</b>	<b>45,550,000</b>	<b>45,550,000</b>	
<b>DEPARTMENT CORE REQUEST</b>							
	PD	0.00	0	0	45,550,000	45,550,000	
	<b>Total</b>	<b>0.00</b>	<b>0</b>	<b>0</b>	<b>45,550,000</b>	<b>45,550,000</b>	
<b>GOVERNOR'S RECOMMENDED CORE</b>							
	PD	0.00	0	0	45,550,000	45,550,000	
	<b>Total</b>	<b>0.00</b>	<b>0</b>	<b>0</b>	<b>45,550,000</b>	<b>45,550,000</b>	

**DECISION ITEM DETAIL**

Budget Unit	FY 2022	FY 2022	FY 2023	FY 2023	FY 2024	FY 2024	*****	*****
Decision Item	ACTUAL	ACTUAL	BUDGET	BUDGET	DEPT REQ	DEPT REQ	SECURED	SECURED
Budget Object Class	DOLLAR	FTE	DOLLAR	FTE	DOLLAR	FTE	COLUMN	COLUMN
<b>BRIDGE BOND DEBT SERVICE</b>								
<b>CORE</b>								
DEBT SERVICE	45,237,569	0.00	45,550,000	0.00	45,550,000	0.00	0	0.00
TOTAL - PD	45,237,569	0.00	45,550,000	0.00	45,550,000	0.00	0	0.00
<b>GRAND TOTAL</b>	<b>\$45,237,569</b>	<b>0.00</b>	<b>\$45,550,000</b>	<b>0.00</b>	<b>\$45,550,000</b>	<b>0.00</b>	<b>\$0</b>	<b>0.00</b>
GENERAL REVENUE	\$0	0.00	\$0	0.00	\$0	0.00		0.00
FEDERAL FUNDS	\$0	0.00	\$0	0.00	\$0	0.00		0.00
OTHER FUNDS	\$45,237,569	0.00	\$45,550,000	0.00	\$45,550,000	0.00		0.00

## PROGRAM DESCRIPTION

Department of Transportation

HB Section(s): 4.435

Program Name: Focus on Bridges - Debt Service

Program is found in the following core budget(s): Bridge Bond Debt Service

**1a. What strategic priority does this program address?**

Service - providing outstanding customer service, delivering efficient and innovative transportation projects and operating a reliable transportation system  
 Stability - managing our assets, stabilizing resources and engaging our workforce and building a prosperous economy for all Missourians

**1b. What does this program do?**

This program is for the replacement or repair of bridges on the state highway system as part of the Focus on Bridges Program.

**2a. Provide an activity measure(s) for the program.**

Statewide Condition of All Bridges	2017	2018	2019	2020	2021
Good	3,379	3,243	3,149	3,098	3,062
Fair	6,084	6,232	6,355	6,464	6,502
Poor	922	909	893	837	823
<b>Total:</b>	<b>10,385</b>	<b>10,384</b>	<b>10,397</b>	<b>10,399</b>	<b>10,387</b>
Weight Restricted <sup>1</sup>	1,194	1,131	1,081	963	961

<sup>1</sup>Weight restricted means a bridge is unable to carry some normal traffic.

## PROGRAM DESCRIPTION

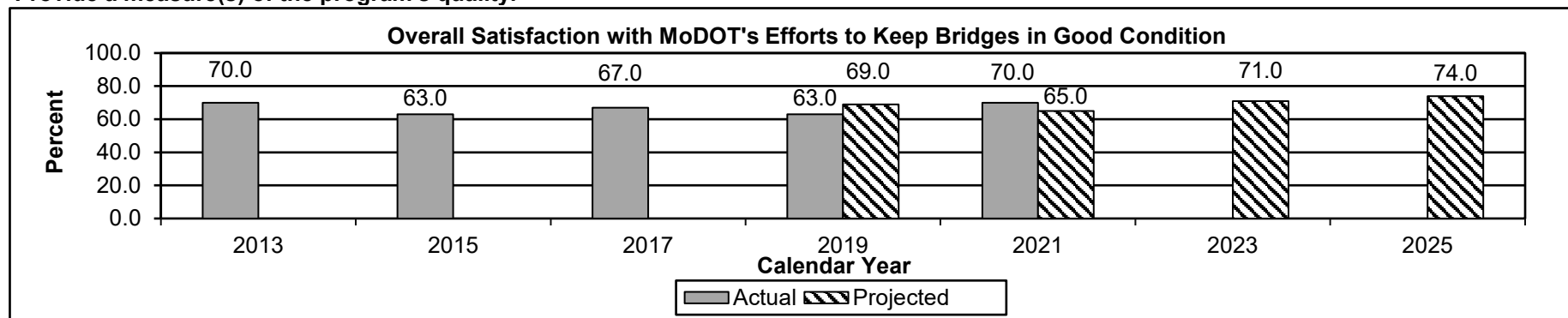
Department of Transportation

HB Section(s): 4.435

Program Name: Focus on Bridges - Debt Service

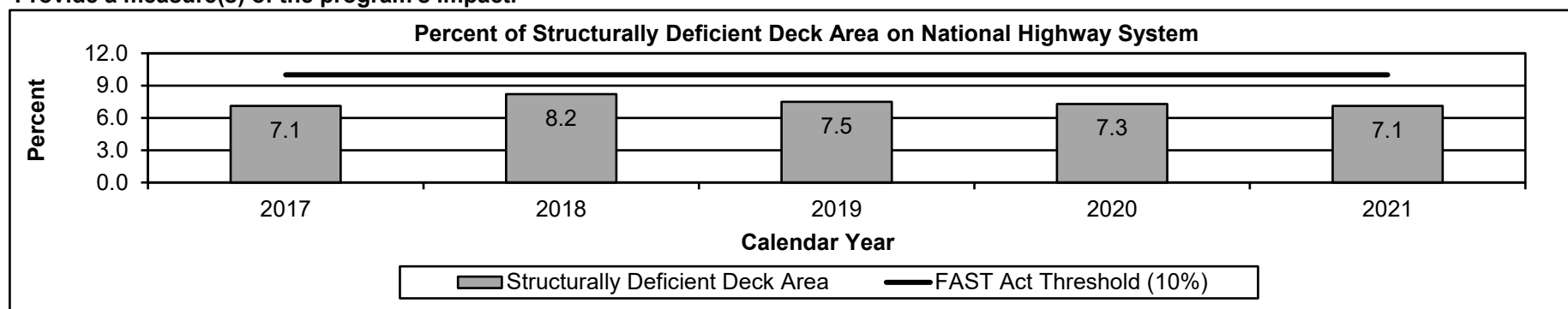
Program is found in the following core budget(s): Bridge Bond Debt Service

2b. Provide a measure(s) of the program's quality.



Data is collected through biennial survey conducted by a consultant. Historically, this has been a telephone survey of approximately 3,500 adult Missourians; however, new for 2021, the survey offered both a phone and text option to approximately 7,500 randomly selected adult Missourians. The question surveyed was, "How satisfied are you with MoDOT's efforts to keep bridges in good condition?". Overall satisfaction for the years above was calculated by adding the very satisfied and the satisfied responses. The 2023 and 2025 projections were established by projecting a two and five percent increase from the 2021 survey, respectively. No survey was conducted in calendar years 2014, 2016, 2018, 2020 and 2022.

2c. Provide a measure(s) of the program's impact.



This measure shows the percent of structurally deficient deck area for bridges on the National Highway System (NHS). The MoDOT system currently has 3,562 NHS structures, with 143 being structurally deficient. The FAST Act established a 10 percent penalty threshold for states that, when exceeded, requires a state to focus money on bridges until they are back under 10 percent.

## PROGRAM DESCRIPTION

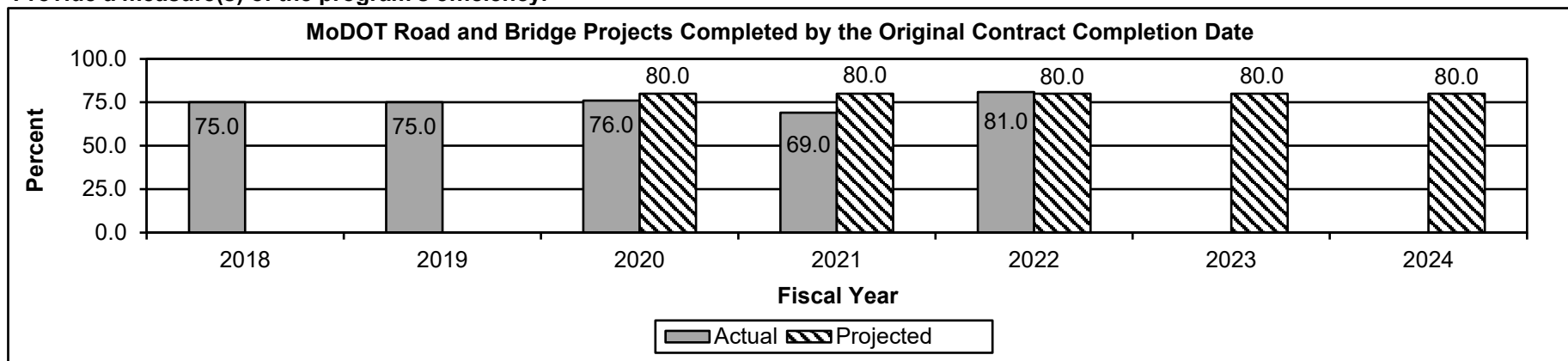
Department of Transportation

HB Section(s): 4.435

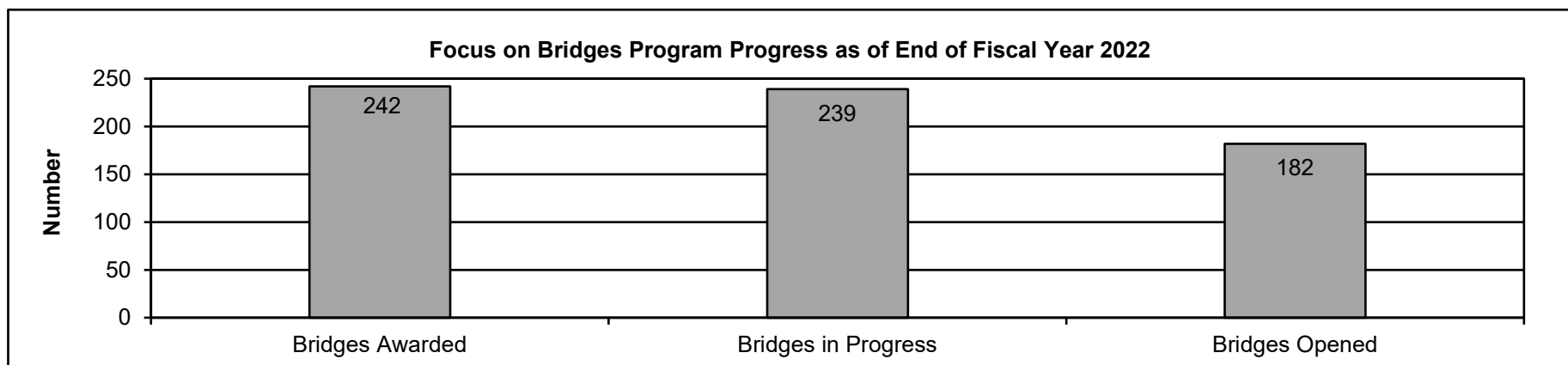
Program Name: Focus on Bridges - Debt Service

Program is found in the following core budget(s): Bridge Bond Debt Service

2d. Provide a measure(s) of the program's efficiency.



MoDOT works to meet the initial contract completion date by preparing accurate plans and quantities and setting aggressive but reasonable completion dates. Occasionally, an authorized extension of the completion date is required for things like weather or additional work. This measure tracks the percentage of road and bridge projects completed by the commitment date originally established in the contract. MoDOT's target is 80 percent.



The Focus on Bridges program will repair or replace 250 bridges in poor condition across Missouri. This program will be complete when all 250 bridges have been awarded and completed. It is projected that all 250 bridges will be awarded by the end of fiscal year 2023.

## PROGRAM DESCRIPTION

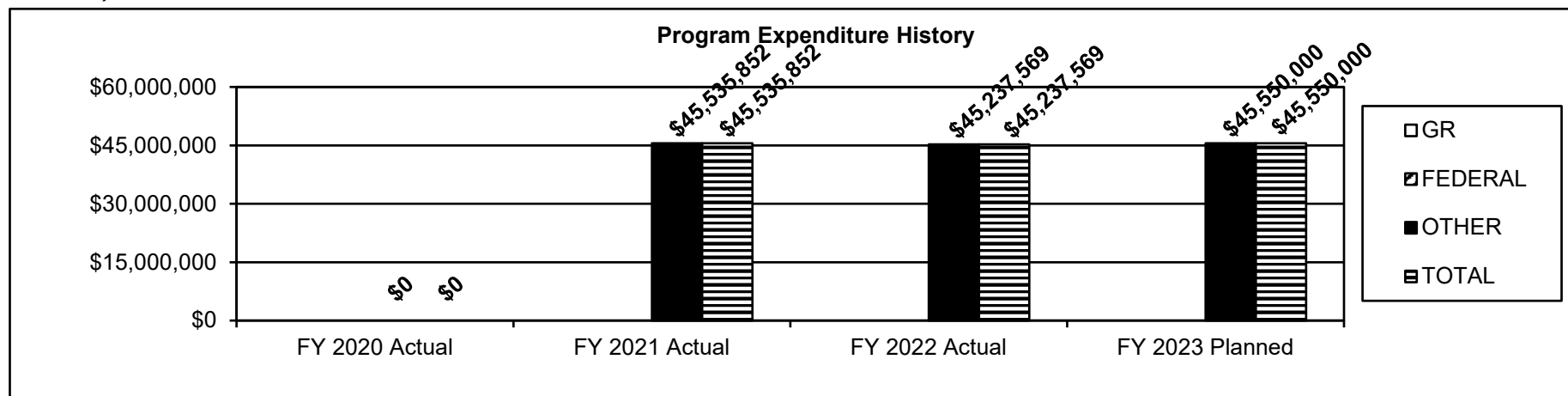
Department of Transportation

HB Section(s): 4.435

Program Name: Focus on Bridges - Debt Service

Program is found in the following core budget(s): Bridge Bond Debt Service

3. Provide actual expenditures for the prior three fiscal years and planned expenditures for the current fiscal year. (Note: Amounts do not include fringe benefit costs.)



4. What are the sources of the "Other " funds?

State Road Fund (0320)

5. What is the authorization for this program, i.e., federal or state statute, etc.? (Include the federal program number, if applicable.)

Truly Agreed to and Finally Passed Senate Substitute #2 for Senate Concurrent Resolution 14 (2019)

6. Are there federal matching requirements? If yes, please explain.

No

7. Is this a federally mandated program? If yes, please explain.

No





**DECISION ITEM SUMMARY**

<b>Budget Unit</b>								
<b>Decision Item</b>	<b>FY 2022</b>	<b>FY 2022</b>	<b>FY 2023</b>	<b>FY 2023</b>	<b>FY 2024</b>	<b>FY 2024</b>	<b>*****</b>	<b>*****</b>
<b>Budget Object Summary</b>	<b>ACTUAL</b>	<b>ACTUAL</b>	<b>BUDGET</b>	<b>BUDGET</b>	<b>DEPT REQ</b>	<b>DEPT REQ</b>	<b>SECURED</b>	<b>SECURED</b>
<b>Fund</b>	<b>DOLLAR</b>	<b>FTE</b>	<b>DOLLAR</b>	<b>FTE</b>	<b>DOLLAR</b>	<b>FTE</b>	<b>COLUMN</b>	<b>COLUMN</b>
<b>BRIDGE REPAIR &amp; REPLACEMENT</b>								
<b>CORE</b>								
PERSONAL SERVICES								
STATE ROAD	5,443,306	59.78	8,898,264	0.00	7,208,473	0.00	0	0.00
TOTAL - PS	5,443,306	59.78	8,898,264	0.00	7,208,473	0.00	0	0.00
EXPENSE & EQUIPMENT								
STATE ROAD	82,583,547	0.00	120,781,190	0.00	91,782,864	0.00	0	0.00
TOTAL - EE	82,583,547	0.00	120,781,190	0.00	91,782,864	0.00	0	0.00
PROGRAM-SPECIFIC								
STATE ROAD	42,410	0.00	0	0.00	300,000	0.00	0	0.00
TOTAL - PD	42,410	0.00	0	0.00	300,000	0.00	0	0.00
<b>TOTAL</b>	<b>88,069,263</b>	<b>59.78</b>	<b>129,679,454</b>	<b>0.00</b>	<b>99,291,337</b>	<b>0.00</b>	<b>0</b>	<b>0.00</b>
<b>GRAND TOTAL</b>	<b>\$88,069,263</b>	<b>59.78</b>	<b>\$129,679,454</b>	<b>0.00</b>	<b>\$99,291,337</b>	<b>0.00</b>	<b>\$0</b>	<b>0.00</b>

*This page left blank intentionally.*

## CORE DECISION ITEM

<b>Department of Transportation</b>					<b>Budget Unit: Bridge Repair &amp; Replacement</b>				
<b>Division: Program Delivery</b>									
<b>Core: Focus on Bridges - Bond Proceeds</b>					<b>HB Section: 4.440</b>				
<b>1. CORE FINANCIAL SUMMARY</b>									
		<b>FY 2024 Budget Request</b>					<b>FY 2024 Governor's Recommendation</b>		
	<b>GR</b>	<b>Federal</b>	<b>Other</b>	<b>Total</b>		<b>GR</b>	<b>Federal</b>	<b>Other</b>	<b>Total</b>
<b>PS</b>	0	0	7,208,473	7,208,473	<b>PS</b>	0	0	0	0
<b>EE</b>	0	0	92,082,864	92,082,864	<b>EE</b>	0	0	0	0
<b>PSD</b>	0	0	0	0	<b>PSD</b>	0	0	0	0
<b>TRF</b>	0	0	0	0	<b>TRF</b>	0	0	0	0
<b>Total</b>	<b>0</b>	<b>0</b>	<b>99,291,337</b>	<b>99,291,337</b>	<b>Total</b>	<b>0</b>	<b>0</b>	<b>0</b>	<b>0</b>
<b>FTE</b>	<b>0.00</b>	<b>0.00</b>	<b>0.00</b>	<b>0.00</b>	<b>FTE</b>	<b>0.00</b>	<b>0.00</b>	<b>0.00</b>	<b>0.00</b>
<b>HB 4</b>	0	0	3,982,666	3,982,666	<b>HB 4</b>	0	0	0	0
<b>HB 5</b>	0	0	248,387	248,387	<b>HB 5</b>	0	0	0	0
<i>Note: Fringes budgeted in House Bill 5 except for certain fringes budgeted directly to MoDOT, Highway Patrol, and Conservation.</i>					<i>Note: Fringes budgeted in House Bill 5 except for certain fringes budgeted directly to MoDOT, Highway Patrol, and Conservation.</i>				
Other Funds: State Road Fund (0320)					Other Funds:				
Notes: HB 4 fringes for this program are included in the PS total above.									
<b>2. CORE DESCRIPTION</b>									
This item is needed to pay for improvements to bridges as part of the Focus on Bridges Program. MoDOT is responsible for maintaining nearly 10,400 bridges on the state system. There are currently 823 bridges that have been rated "poor" by the Federal Highway Administration. There are 961 bridges in Missouri that are considered weight restricted, which means they are unable to carry some normal traffic. 318 bridges in Missouri are rated both poor and weight restricted. Federal Highway Administration statistics indicate Missouri is ranked 44th for the most bridge deck area in poor condition. The reduction to the budget request for this program is for the amount already spent.									
<b>3. PROGRAM LISTING (list programs included in this core funding)</b>									
This section is not applicable.									

## CORE DECISION ITEM

Department of Transportation

Budget Unit: Bridge Repair &amp; Replacement

Division: Program Delivery

Core: Focus on Bridges - Bond Proceeds

HB Section: 4.440

## 4. FINANCIAL HISTORY

	FY 2020 Actual	FY 2021 Actual	FY 2022 Actual	FY 2023 Current Yr.
Appropriation (All Funds)	301,000,000	301,000,000	218,236,677	129,679,454
Less Reverted (All Funds)	0	0	0	N/A
Less Restricted (All Funds)*	0	0	0	N/A
Budget Authority (All Funds)	301,000,000	301,000,000	218,236,677	N/A
Actual Expenditures (All Funds)	24,836,876	88,781,177	88,079,930	N/A
Unexpended (All Funds)	276,163,124	212,218,823	130,156,747	N/A
Unexpended, by Fund:				
General Revenue	0	0	0	N/A
Federal	0	0	0	N/A
Other	276,163,124	212,218,823	130,156,747	N/A

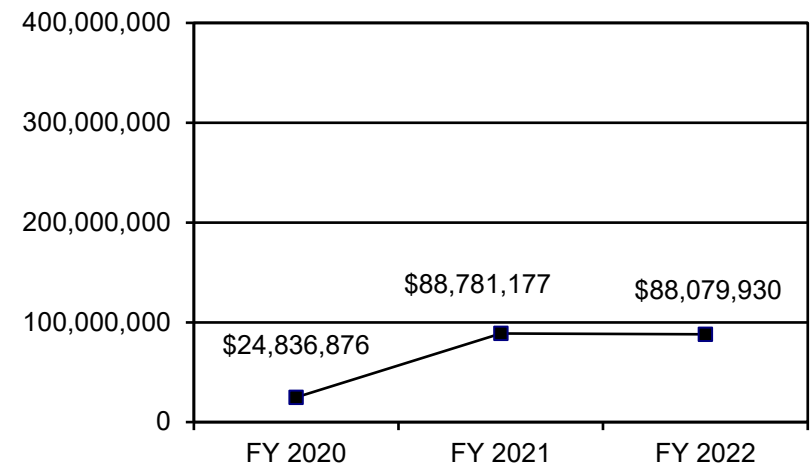
\*Restricted amount is N/A

Reverted includes the statutory three percent reserve amount (when applicable).

Restricted includes any Governor's expenditure restrictions which remained at the end of the fiscal year (when applicable).

## NOTES:

Actual Expenditures (All Funds)



## FLEXIBILITY REQUEST FORM

<b>BUDGET UNIT NUMBER:</b> 60590C	<b>DEPARTMENT:</b> Missouri Department of Transportation (MoDOT)
<b>BUDGET UNIT NAME:</b> Bridge Repair and Replacement	
<b>HOUSE BILL SECTION:</b> 4.440	<b>DIVISION:</b> Program Delivery

**1. Provide the amount by fund of personal service flexibility and the amount by fund of expense and equipment flexibility you are requesting in dollar and percentage terms and explain why the flexibility is needed. If flexibility is being requested among divisions, provide the amount by fund of flexibility you are requesting in dollar and percentage terms and explain why the flexibility is needed.**

## DEPARTMENT REQUEST

The department is requesting 50 percent flexibility for fiscal year 2024 between Focus on Bridges appropriations. This flexibility allows MoDOT to provide services in the most efficient and reliable manner without artificially increasing appropriation authority.

**2. Estimate how much flexibility will be used for the budget year. How much flexibility was used in the Prior Year Budget and the Current Year Budget? Please specify the amount.**

PRIOR YEAR ACTUAL AMOUNT OF FLEXIBILITY USED	CURRENT YEAR ESTIMATED AMOUNT OF FLEXIBILITY THAT WILL BE USED	BUDGET REQUEST ESTIMATED AMOUNT OF FLEXIBILITY THAT WILL BE USED
N/A - Flexibility was not used in the prior year.	The General Assembly approved 50 percent flexibility between Focus on Bridges appropriations in fiscal year 2023; however, the amount of flexibility that will be used is unknown.	The department is requesting 50 percent flexibility between Focus on Bridges appropriations, as needed.

**3. Please explain how flexibility was used in the prior and/or current years.**

Prior Year Explain Actual Use	Current Year Explain Planned Use
N/A - Flexibility was not used in the prior year.	N/A - Flexibility has not yet been used in the current year.

**FY 2024  
Flexibility Requests**

MISSOURI DEPARTMENT OF TRANSPORTATION (MoDOT)							
						FLEXIBILITY	
HB	APPROP	APPROP NAME	FUND	FUND	FY 23 APPROP AMT	FY 23 TAFP	FY 24 REQUESTED
4.440	5303	BRIDGE REPR & REPLACEMENT-0320	0320	OTHER	\$110,557,162	50%	50%
4.440	6124	BRIDGE RPR & RPLCMNT PS-0320	0320	OTHER	\$4,339,860	50%	50%
4.440	6125	FRINGES-BRIDGE RPR & RPLC-0320	0320	OTHER	\$4,558,404	50%	50%
4.440	6126	BRIDGE RPR & RPLCMNT E&E-0320	0320	OTHER	\$10,224,028	50%	50%

---

**CORE RECONCILIATION**


---

**MO DEPT. OF TRANSPORTATION****BRIDGE REPAIR & REPLACEMENT****5. CORE RECONCILIATION**

		Budget Class	FTE	GR	Federal	Other	Total	Explanation
<b>TAFP AFTER VETOES</b>								
		PS	0.00	0	0	8,898,264	8,898,264	
		EE	0.00	0	0	120,781,190	120,781,190	
		<b>Total</b>	<b>0.00</b>	<b>0</b>	<b>0</b>	<b>129,679,454</b>	<b>129,679,454</b>	
<b>DEPARTMENT CORE ADJUSTMENTS</b>								
Core Reduction	[#654]	PS	0.00	0	0	(1,689,791)	(1,689,791)	Bridge Repair and Replacement reduction for prior year expenditures
Core Reduction	[#654]	EE	0.00	0	0	(28,698,326)	(28,698,326)	Bridge Repair and Replacement reduction for prior year expenditures
Core Reallocation	[#388]	EE	0.00	0	0	(300,000)	(300,000)	BOBC reallocation based on historical actual expenditures
Core Reallocation	[#388]	PD	0.00	0	0	300,000	300,000	BOBC reallocation based on historical actual expenditures
<b>NET DEPARTMENT CHANGES</b>			<b>0.00</b>	<b>0</b>	<b>0</b>	<b>(30,388,117)</b>	<b>(30,388,117)</b>	
<b>DEPARTMENT CORE REQUEST</b>								
		PS	0.00	0	0	7,208,473	7,208,473	
		EE	0.00	0	0	91,782,864	91,782,864	
		PD	0.00	0	0	300,000	300,000	
		<b>Total</b>	<b>0.00</b>	<b>0</b>	<b>0</b>	<b>99,291,337</b>	<b>99,291,337</b>	
<b>GOVERNOR'S RECOMMENDED CORE</b>								
		PS	0.00	0	0	7,208,473	7,208,473	
		EE	0.00	0	0	91,782,864	91,782,864	
		PD	0.00	0	0	300,000	300,000	
		<b>Total</b>	<b>0.00</b>	<b>0</b>	<b>0</b>	<b>99,291,337</b>	<b>99,291,337</b>	



**DECISION ITEM DETAIL**

Budget Unit	FY 2022	FY 2022	FY 2023	FY 2023	FY 2024	FY 2024	*****	*****
Decision Item	ACTUAL	ACTUAL	BUDGET	BUDGET	DEPT REQ	DEPT REQ	SECURED	SECURED
Budget Object Class	DOLLAR	FTE	DOLLAR	FTE	DOLLAR	FTE	COLUMN	COLUMN
<b>BRIDGE REPAIR &amp; REPLACEMENT</b>								
<b>CORE</b>								
ADMINISTRATIVE TECHNICIAN	18,932	0.56	0	0.00	0	0.00	0	0.00
SR ADMINISTRATIVE TECHNICIAN	1,265	0.03	0	0.00	0	0.00	0	0.00
SENIOR OFFICE ASSISTANT	70	0.00	0	0.00	0	0.00	0	0.00
SENIOR FINANCIAL SERVICES TECH	194	0.01	0	0.00	0	0.00	0	0.00
SENIOR RIGHT OF WAY TECHNICIAN	898	0.02	0	0.00	0	0.00	0	0.00
MATERIALS TESTING SPECIALIST	396	0.01	0	0.00	0	0.00	0	0.00
CONST PROJECT OFFICE ASSISTANT	35,293	1.08	0	0.00	0	0.00	0	0.00
SR ENGINEERING TECH-TPT	2,162	0.04	0	0.00	0	0.00	0	0.00
SENIOR CORE DRILL ASSISTANT	1,603	0.04	0	0.00	0	0.00	0	0.00
CORE DRILL ASSISTANT	6,343	0.21	0	0.00	0	0.00	0	0.00
CORE DRILL OPERATOR	5,577	0.13	0	0.00	0	0.00	0	0.00
SENIOR MAINTENANCE WORKER	8,650	0.21	0	0.00	0	0.00	0	0.00
CORE DRILL SUPERINTENDENT	3,256	0.06	0	0.00	0	0.00	0	0.00
CORE DRILL SUPERVISOR	1,182	0.02	0	0.00	0	0.00	0	0.00
SR ENGINEERING TECH-TPT/SSPD	1,858	0.03	0	0.00	0	0.00	0	0.00
SENIOR MATERIALS TECHNICIAN	36,842	0.90	0	0.00	0	0.00	0	0.00
CONSTRUCTION TECHNICIAN	39,875	1.27	0	0.00	0	0.00	0	0.00
SR CONSTRUCTION TECHNICIAN	202,783	5.08	0	0.00	0	0.00	0	0.00
DESIGN TECHNICIAN	95	0.00	0	0.00	0	0.00	0	0.00
INTER CONSTRUCTION TECH	78,933	2.22	0	0.00	0	0.00	0	0.00
SENIOR DESIGN TECHNICIAN	1,475	0.04	0	0.00	0	0.00	0	0.00
MATERIALS TECHNICIAN	1,847	0.06	0	0.00	0	0.00	0	0.00
INTER MATERIALS TECH	5,702	0.16	0	0.00	0	0.00	0	0.00
SURVEY TECHNICIAN	7,050	0.23	0	0.00	0	0.00	0	0.00
INTERMEDIATE SURVEY TECHNICIAN	2,929	0.09	0	0.00	0	0.00	0	0.00
SENIOR SURVEY TECHNICIAN	1,223	0.03	0	0.00	0	0.00	0	0.00
LAND SURVEYOR IN TRAINING	4,685	0.11	0	0.00	0	0.00	0	0.00
DISTRICT LAND SURVEY MANAGER	7,594	0.13	0	0.00	0	0.00	0	0.00
LAND SURVEY SUPERVISOR	3,116	0.05	0	0.00	0	0.00	0	0.00
LAND SURVEYOR	741	0.02	0	0.00	0	0.00	0	0.00
FABRICATION TECHNICIAN	2,059	0.04	0	0.00	0	0.00	0	0.00
STRUCTURAL ANALYST	9,913	0.20	0	0.00	0	0.00	0	0.00

**DECISION ITEM DETAIL**

Budget Unit	FY 2022	FY 2022	FY 2023	FY 2023	FY 2024	FY 2024	*****	*****
Decision Item	ACTUAL	ACTUAL	BUDGET	BUDGET	DEPT REQ	DEPT REQ	SECURED	SECURED
Budget Object Class	DOLLAR	FTE	DOLLAR	FTE	DOLLAR	FTE	COLUMN	COLUMN
<b>BRIDGE REPAIR &amp; REPLACEMENT</b>								
<b>CORE</b>								
DIST FINAL PLANS & REP PROC	26,653	0.60	0	0.00	0	0.00	0	0.00
STRUCTURAL SPECIALIST	18,550	0.44	0	0.00	0	0.00	0	0.00
DISTRICT UTILITIES MANAGER	174	0.00	0	0.00	0	0.00	0	0.00
SR FABRICATION TECHNICIAN	12,178	0.20	0	0.00	0	0.00	0	0.00
INTER STRUCTURAL TECHNICIAN	6,598	0.19	0	0.00	0	0.00	0	0.00
STRUCTURAL TECHNICIAN	10,364	0.34	0	0.00	0	0.00	0	0.00
SR ENVIRNMENTAL SPECIALIST	2,249	0.04	0	0.00	0	0.00	0	0.00
HISTORIC PRESERVATION SPECIALI	677	0.02	0	0.00	0	0.00	0	0.00
INTRM HISTORIC PRESERVATION SP	1,159	0.03	0	0.00	0	0.00	0	0.00
SR HISTORIC PRESERVATION SPECI	4,466	0.09	0	0.00	0	0.00	0	0.00
SENIOR CHEMIST	2,001	0.04	0	0.00	0	0.00	0	0.00
SR ADMIN PROFESSIONAL-TPT	3,022	0.05	0	0.00	0	0.00	0	0.00
SR HISTORIC PRESERV SPEC-NSS	129	0.00	0	0.00	0	0.00	0	0.00
INT ENVIRONMENTAL SPEC-SS	714	0.02	0	0.00	0	0.00	0	0.00
SR ENVIRONMENTAL SPEC-SS	9,680	0.18	0	0.00	0	0.00	0	0.00
STORMWATER COMPLIANCE COORDIN/	291	0.00	0	0.00	0	0.00	0	0.00
INT HISTORIC PRESERV SPEC-NSS	27	0.00	0	0.00	0	0.00	0	0.00
HISTORIC PRESERVATION SPEC-NSS	69	0.00	0	0.00	0	0.00	0	0.00
GIS SPECIALIST	582	0.01	0	0.00	0	0.00	0	0.00
ENVIRONMENTAL CHEMIST	483	0.01	0	0.00	0	0.00	0	0.00
INTER R/W SPECIALIST	10,760	0.24	0	0.00	0	0.00	0	0.00
SENIOR ROW SPECIALIST-TPT	1,599	0.03	0	0.00	0	0.00	0	0.00
ENVIRONMENTAL COMPLNC MANAGER	84	0.00	0	0.00	0	0.00	0	0.00
SR R/W SPECIALIST	13,781	0.26	0	0.00	0	0.00	0	0.00
RIGHT OF WAY SPECIALIST	1,666	0.04	0	0.00	0	0.00	0	0.00
RIGHT OF WAY MANAGER	4,649	0.06	0	0.00	0	0.00	0	0.00
CERTIFIED APPRAISER	3,123	0.05	0	0.00	0	0.00	0	0.00
SENIOR STRUCTURAL ENG-TPT	178	0.00	0	0.00	0	0.00	0	0.00
INTERMED GEOTECHNICAL SPECIA	3,451	0.07	0	0.00	0	0.00	0	0.00
STRCTURAL PRELIM & REVIEW ENGR	41	0.00	0	0.00	0	0.00	0	0.00
PROJECT REVIEWER	1,810	0.04	0	0.00	0	0.00	0	0.00
SENIOR ESTIMATOR	6,800	0.11	0	0.00	0	0.00	0	0.00

## DECISION ITEM DETAIL

Budget Unit	FY 2022	FY 2022	FY 2023	FY 2023	FY 2024	FY 2024	*****	*****
Decision Item	ACTUAL	ACTUAL	BUDGET	BUDGET	DEPT REQ	DEPT REQ	SECURED	SECURED
Budget Object Class	DOLLAR	FTE	DOLLAR	FTE	DOLLAR	FTE	COLUMN	COLUMN
<b>BRIDGE REPAIR &amp; REPLACEMENT</b>								
<b>CORE</b>								
SR STRUCTURAL ENGINEER	42,113	0.61	0	0.00	0	0.00	0	0.00
AST DISTRICT CONSTR & MATER EN	16,474	0.24	2,169,929	0.00	1,612,903	0.00	0	0.00
DISTRICT CONST & MATERIALS ENG	12,967	0.16	0	0.00	0	0.00	0	0.00
ASSISTANT TO THE RESIDENT ENGI	62,192	0.93	0	0.00	0	0.00	0	0.00
SR ENGNRING PROFESS-TPT/SSPD	7,975	0.14	0	0.00	0	0.00	0	0.00
SR ENGINEERING PROFESSNL-TPT	6,979	0.11	0	0.00	0	0.00	0	0.00
ENGINEERING PROFESSNL-TPT/SSPD	344	0.01	0	0.00	0	0.00	0	0.00
STRUCTURAL HYDRAULICS ENGINEER	1,522	0.02	0	0.00	0	0.00	0	0.00
TRANSPORTATION PROJECT MGR	100,193	1.30	0	0.00	0	0.00	0	0.00
PAVEMENT ENGINEER	537	0.01	0	0.00	0	0.00	0	0.00
AREA ENGINEER	10,216	0.12	0	0.00	0	0.00	0	0.00
DISTRICT DESIGN ENGINEER	88	0.00	2,169,931	0.00	1,612,904	0.00	0	0.00
DISTRICT BRIDGE ENGINEER	212	0.00	0	0.00	0	0.00	0	0.00
GEOLOGIST	2,122	0.03	0	0.00	0	0.00	0	0.00
STRUCTURAL RESOURCE MANAGER	2,736	0.03	0	0.00	0	0.00	0	0.00
STRUCTURAL PROJECT MANAGER	19,727	0.26	0	0.00	0	0.00	0	0.00
SENIOR MATERIALS SPECIALIST	274	0.00	0	0.00	0	0.00	0	0.00
INTER CONST INSPECTOR	147,076	2.74	0	0.00	0	0.00	0	0.00
INTER HIGHWAY DESIGNER	59,430	1.11	0	0.00	0	0.00	0	0.00
INTER STRUCTURAL DESIGNER	1,295	0.02	0	0.00	0	0.00	0	0.00
CONSTRUCTION INSPECTOR	259,162	5.45	0	0.00	0	0.00	0	0.00
STRUCTURAL LIAISON ENGINEER	18,798	0.23	0	0.00	0	0.00	0	0.00
TRANSP PROJECT DESIGNER	17,195	0.26	0	0.00	0	0.00	0	0.00
ASSISTANT DISTRICT ENGINEER	102	0.00	0	0.00	0	0.00	0	0.00
SENIOR TRAFFIC STUDIES SPECIAL	29,689	0.49	0	0.00	0	0.00	0	0.00
DISTRICT UTILITIES ENGINEER	5,593	0.08	0	0.00	0	0.00	0	0.00
FIELD MATERIALS ENGR	1,303	0.02	0	0.00	0	0.00	0	0.00
INTER MATERIALS INSPECTOR	33,886	0.67	0	0.00	0	0.00	0	0.00
SENIOR MATERIALS INSPECTOR	125,319	2.17	0	0.00	0	0.00	0	0.00
SR GEOTECHNICAL SPECIALIST	2,723	0.05	0	0.00	0	0.00	0	0.00
HIGHWAY DESIGNER	1,633	0.03	0	0.00	0	0.00	0	0.00
MATERIALS INSPECTOR	85,079	1.87	0	0.00	0	0.00	0	0.00

**DECISION ITEM DETAIL**

Budget Unit	FY 2022	FY 2022	FY 2023	FY 2023	FY 2024	FY 2024	*****	*****
Decision Item	ACTUAL	ACTUAL	BUDGET	BUDGET	DEPT REQ	DEPT REQ	SECURED	SECURED
Budget Object Class	DOLLAR	FTE	DOLLAR	FTE	DOLLAR	FTE	COLUMN	COLUMN
<b>BRIDGE REPAIR &amp; REPLACEMENT</b>								
<b>CORE</b>								
RESIDENT ENGINEER	240,823	3.21	0	0.00	0	0.00	0	0.00
SR CONSTRUCTION INSPECTOR	946,561	16.43	0	0.00	0	0.00	0	0.00
SENIOR HIGHWAY DESIGNER	91,308	1.57	0	0.00	0	0.00	0	0.00
BRIDGE LOC & LAYOUT DESIGNER	11,688	0.19	0	0.00	0	0.00	0	0.00
SR STRUCTURAL DESIGNER	44,766	0.73	0	0.00	0	0.00	0	0.00
GEOTECHNICAL ENGINEER	2,642	0.04	0	0.00	0	0.00	0	0.00
GEOTECHNICAL DIRECTOR	2,553	0.03	0	0.00	0	0.00	0	0.00
GEOTECHNICAL SPECIALIST	2,648	0.06	0	0.00	0	0.00	0	0.00
STRUCTURAL DESIGNER	41,837	0.84	0	0.00	0	0.00	0	0.00
ENVIRONMENTAL & HIST PRESV MGR	36	0.00	0	0.00	0	0.00	0	0.00
SR OFFICE ASSISTANT-TPT	6,496	0.18	0	0.00	0	0.00	0	0.00
ENGINEERING PROFESSIONAL - TPT	245	0.00	0	0.00	0	0.00	0	0.00
ENGINEERING PROF - TPT/SSPD	11,484	0.18	0	0.00	0	0.00	0	0.00
ENGINEERING TECHNICIAN - TPT	1,026	0.02	0	0.00	0	0.00	0	0.00
RIGHT OF WAY SPEC IALIST - TPT	67	0.00	0	0.00	0	0.00	0	0.00
CONSTRUCTION INTERN	29,716	0.89	0	0.00	0	0.00	0	0.00
DESIGN INTERN	235	0.01	0	0.00	0	0.00	0	0.00
BENEFITS	2,291,672	0.00	4,558,404	0.00	3,982,666	0.00	0	0.00
<b>TOTAL - PS</b>	<b>5,443,306</b>	<b>59.78</b>	<b>8,898,264</b>	<b>0.00</b>	<b>7,208,473</b>	<b>0.00</b>	<b>0</b>	<b>0.00</b>
TRAVEL, IN-STATE	6,029	0.00	0	0.00	2,000	0.00	0	0.00
TRAVEL, OUT-OF-STATE	534	0.00	0	0.00	0	0.00	0	0.00
SUPPLIES	0	0.00	0	0.00	4,000	0.00	0	0.00
PROFESSIONAL SERVICES	1,988,670	0.00	10,000,000	0.00	10,003,000	0.00	0	0.00
PROPERTY & IMPROVEMENTS	80,588,314	0.00	110,781,190	0.00	81,771,364	0.00	0	0.00
EQUIPMENT RENTALS & LEASES	0	0.00	0	0.00	2,000	0.00	0	0.00
MISCELLANEOUS EXPENSES	0	0.00	0	0.00	500	0.00	0	0.00
<b>TOTAL - EE</b>	<b>82,583,547</b>	<b>0.00</b>	<b>120,781,190</b>	<b>0.00</b>	<b>91,782,864</b>	<b>0.00</b>	<b>0</b>	<b>0.00</b>

**DECISION ITEM DETAIL**

Budget Unit	FY 2022	FY 2022	FY 2023	FY 2023	FY 2024	FY 2024	*****	*****
Decision Item	ACTUAL	ACTUAL	BUDGET	BUDGET	DEPT REQ	DEPT REQ	SECURED	SECURED
Budget Object Class	DOLLAR	FTE	DOLLAR	FTE	DOLLAR	FTE	COLUMN	COLUMN
<b>BRIDGE REPAIR &amp; REPLACEMENT</b>								
<b>CORE</b>								
PROGRAM DISTRIBUTIONS	42,410	0.00	0	0.00	300,000	0.00	0	0.00
<b>TOTAL - PD</b>	<b>42,410</b>	<b>0.00</b>	<b>0</b>	<b>0.00</b>	<b>300,000</b>	<b>0.00</b>	<b>0</b>	<b>0.00</b>
<b>GRAND TOTAL</b>	<b>\$88,069,263</b>	<b>59.78</b>	<b>\$129,679,454</b>	<b>0.00</b>	<b>\$99,291,337</b>	<b>0.00</b>	<b>\$0</b>	<b>0.00</b>
GENERAL REVENUE	\$0	0.00	\$0	0.00	\$0	0.00		0.00
FEDERAL FUNDS	\$0	0.00	\$0	0.00	\$0	0.00		0.00
OTHER FUNDS	\$88,069,263	59.78	\$129,679,454	0.00	\$99,291,337	0.00		0.00

## PROGRAM DESCRIPTION

Department of Transportation

HB Section(s): 4.440

Program Name: Focus on Bridges - Program Delivery

Program is found in the following core budget(s): Program Delivery

**1a. What strategic priority does this program address?**

Service - providing outstanding customer service, delivering efficient and innovative transportation projects and operating a reliable transportation system  
 Stability - managing our assets, stabilizing resources and engaging our workforce and building a prosperous economy for all Missourians

**1b. What does this program do?**

This program is for the replacement or repair of bridges on the state highway system as part of the Focus on Bridges Program.

**2a. Provide an activity measure(s) for the program.**

Statewide Condition of All Bridges	2017	2018	2019	2020	2021
Good	3,379	3,243	3,149	3,098	3,062
Fair	6,084	6,232	6,355	6,464	6,502
Poor	922	909	893	837	823
<b>Total:</b>	<b>10,385</b>	<b>10,384</b>	<b>10,397</b>	<b>10,399</b>	<b>10,387</b>
Weight Restricted <sup>1</sup>	1,194	1,131	1,081	963	961

<sup>1</sup>Weight restricted means a bridge is unable to carry some normal traffic.

## PROGRAM DESCRIPTION

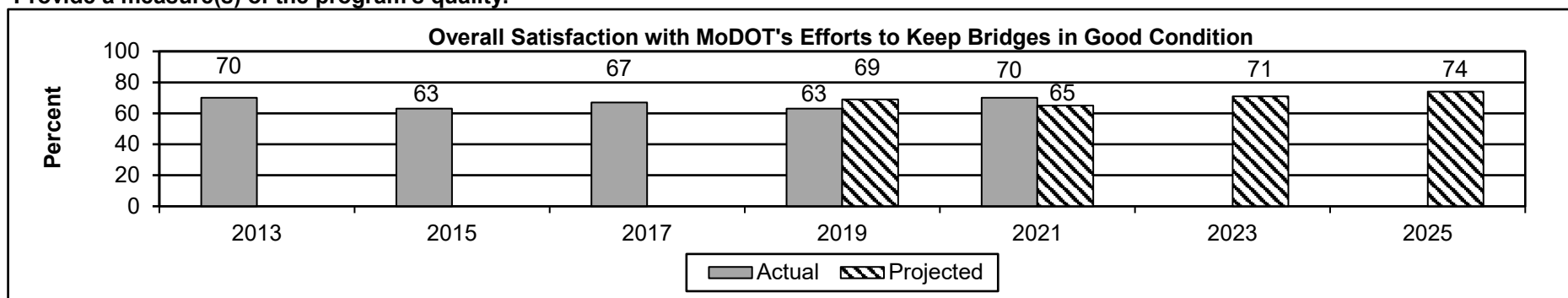
Department of Transportation

HB Section(s): 4.440

Program Name: Focus on Bridges - Program Delivery


Program is found in the following core budget(s): Program Delivery

2b. Provide a measure(s) of the program's quality.



Data is collected through biennial survey conducted by a consultant. Historically, this has been a telephone survey of approximately 3,500 adult Missourians; however, new for 2021, the survey offered both a phone and text option to approximately 7,500 randomly selected adult Missourians. The question surveyed was, "How satisfied are you with MoDOT's efforts to keep bridges in good condition?". Overall satisfaction for the years above was calculated by adding the very satisfied and the satisfied responses. The 2023 and 2025 projections were established by projecting a two and five percent increase from the 2021 survey, respectively. No survey was conducted in calendar years 2014, 2016, 2018, 2020 and 2022.

2c. Provide a measure(s) of the program's impact.



This measure shows the percent of structurally deficient deck area for bridges on the National Highway System (NHS). The MoDOT system currently has 3,562 NHS structures, with 143 being structurally deficient. The FAST Act established a 10 percent penalty threshold for states that, when exceeded, requires a state to focus money on bridges until they are back under 10 percent.

## PROGRAM DESCRIPTION

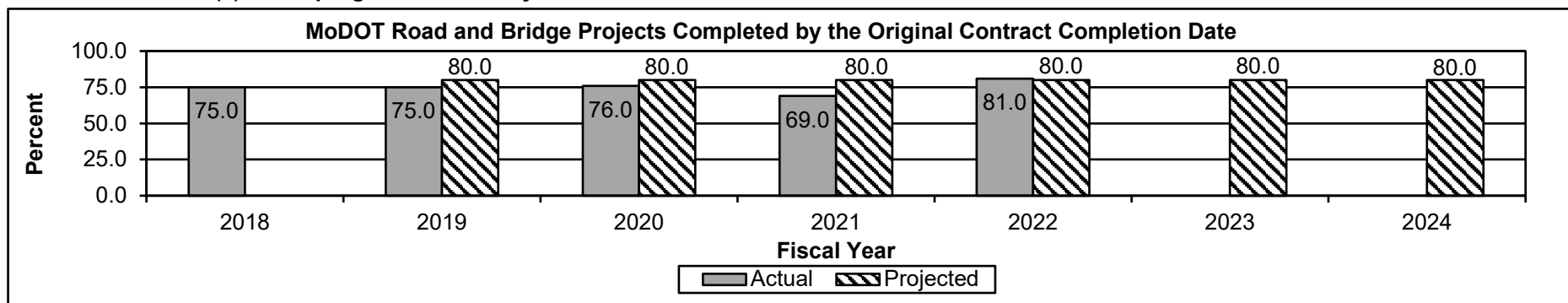
Department of Transportation

HB Section(s): 4.440

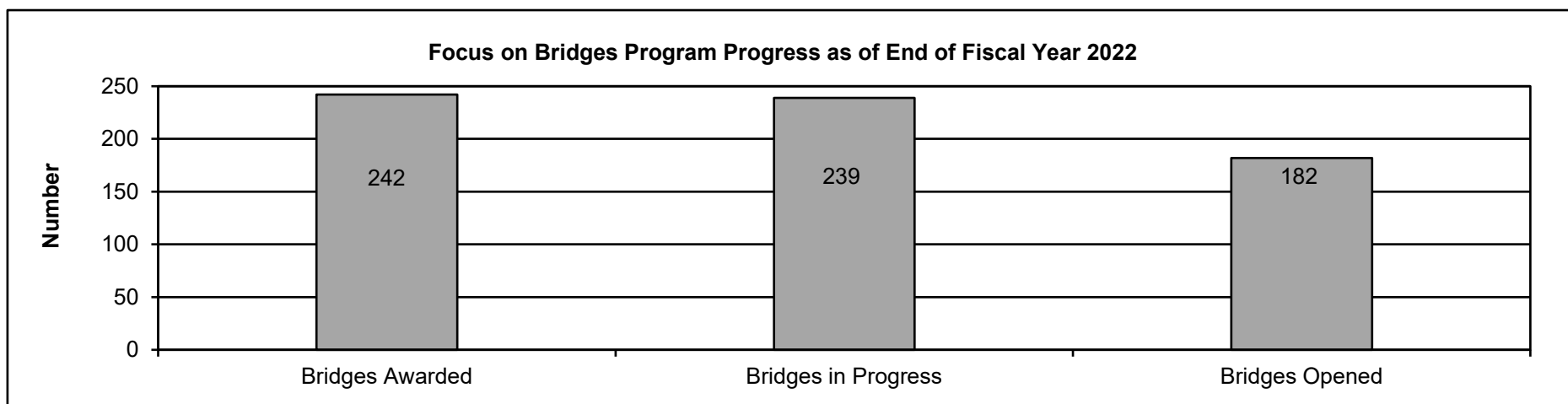
Program Name: Focus on Bridges - Program Delivery

Program is found in the following core budget(s): Program Delivery

2d. Provide a measure(s) of the program's efficiency.



MoDOT works to meet the initial contract completion date by preparing accurate plans and quantities and setting aggressive but reasonable completion dates. Occasionally, an authorized extension of the completion date is required for things like weather or additional work. This measure tracks the percentage of road and bridge projects completed by the commitment date originally established in the contract. MoDOT's target is 80 percent.



The Focus on Bridges program will repair or replace 250 bridges in poor condition across Missouri. This program will be complete when all 250 bridges have been awarded and completed. It is projected that all 250 bridges will be awarded by the end of fiscal year 2023.



## PROGRAM DESCRIPTION

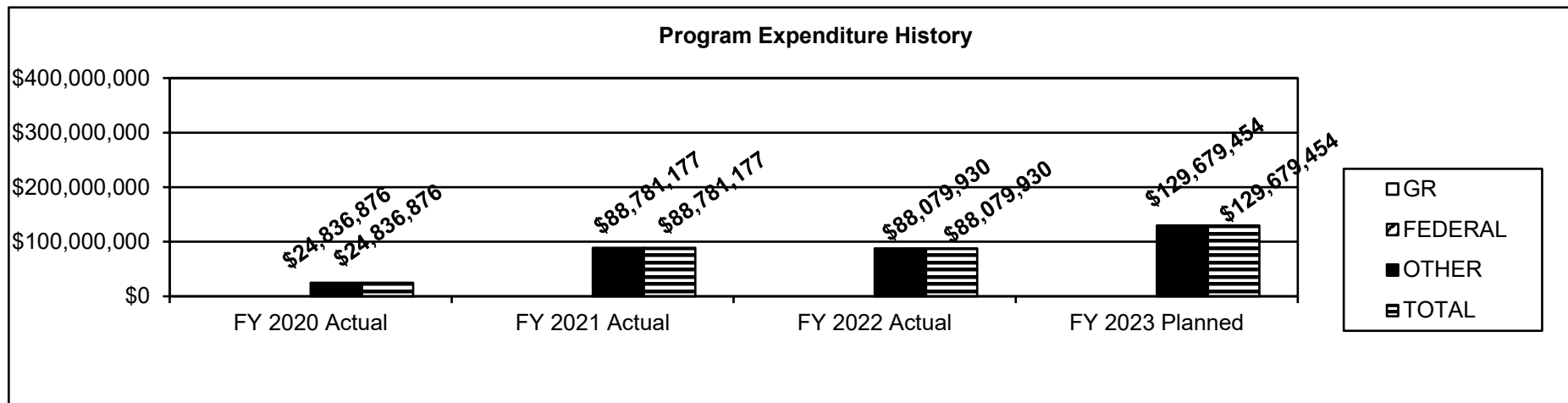
Department of Transportation

HB Section(s): 4.440

Program Name: Focus on Bridges - Program Delivery

Program is found in the following core budget(s): Program Delivery

3. Provide actual expenditures for the prior three fiscal years and planned expenditures for the current fiscal year. (Note: Amounts do not include fringe benefit costs.)



4. What are the sources of the "Other " funds?

State Road Fund (0320)

5. What is the authorization for this program, i.e., federal or state statute, etc.? (Include the federal program number, if applicable.)

Truly Agreed to and Finally Passed Senate Substitute #2 for Senate Concurrent Resolution 14 (2019)

6. Are there federal matching requirements? If yes, please explain.

No

7. Is this a federally mandated program? If yes, please explain.

No



**DECISION ITEM SUMMARY**

Budget Unit								
Decision Item	FY 2022	FY 2022	FY 2023	FY 2023	FY 2024	FY 2024	*****	*****
Budget Object Summary	ACTUAL	ACTUAL	BUDGET	BUDGET	DEPT REQ	DEPT REQ	SECURED	SECURED
Fund	DOLLAR	FTE	DOLLAR	FTE	DOLLAR	FTE	COLUMN	COLUMN
<b>TRANS COST-SHARE PROGRAM</b>								
<b>CORE</b>								
EXPENSE & EQUIPMENT								
GENERAL REVENUE	1,833,639	0.00	0	0.00	0	0.00	0	0.00
TOTAL - EE	1,833,639	0.00	0	0.00	0	0.00	0	0.00
PROGRAM-SPECIFIC								
GENERAL REVENUE	2,223,563	0.00	23,717,590	0.00	19,660,387	0.00	0	0.00
BUDGET STABILIZATION	0	0.00	75,000,000	0.00	75,000,000	0.00	0	0.00
TOTAL - PD	2,223,563	0.00	98,717,590	0.00	94,660,387	0.00	0	0.00
<b>TOTAL</b>	<b>4,057,202</b>	<b>0.00</b>	<b>98,717,590</b>	<b>0.00</b>	<b>94,660,387</b>	<b>0.00</b>	<b>0</b>	<b>0.00</b>
<b>GRAND TOTAL</b>	<b>\$4,057,202</b>	<b>0.00</b>	<b>\$98,717,590</b>	<b>0.00</b>	<b>\$94,660,387</b>	<b>0.00</b>	<b>\$0</b>	<b>0.00</b>

*This page left blank intentionally.*

## CORE DECISION ITEM

<b>Department of Transportation</b>					<b>Budget Unit: Trans Cost-Share Program</b>				
<b>Division: Program Delivery</b>									
<b>Core: Transportation Cost-Share Program</b>					<b>HB Section: 4.445</b>				
<b>1. CORE FINANCIAL SUMMARY</b>									
FY 2024 Budget Request					FY 2024 Governor's Recommendation				
	GR	Federal	Other	Total		GR	Federal	Other	Total
<b>PS</b>	0	0	0	0	<b>PS</b>	0	0	0	0
<b>EE</b>	0	0	0	0	<b>EE</b>	0	0	0	0
<b>PSD</b>	19,660,387	75,000,000	0	94,660,387	<b>PSD</b>	0	0	0	0
<b>TRF</b>	0	0	0	0	<b>TRF</b>	0	0	0	0
<b>Total</b>	<b>19,660,387</b>	<b>75,000,000</b>	<b>0</b>	<b>94,660,387</b>	<b>Total</b>	<b>0</b>	<b>0</b>	<b>0</b>	<b>0</b>
<b>FTE</b>	<b>0.00</b>	<b>0.00</b>	<b>0.00</b>	<b>0.00</b>	<b>FTE</b>	<b>0.00</b>	<b>0.00</b>	<b>0.00</b>	<b>0.00</b>
<b>HB 4</b>	0	0	0	0	<b>HB 4</b>	0	0	0	0
<b>HB 5</b>	0	0	0	0	<b>HB 5</b>	0	0	0	0
<i>Note: Fringes budgeted in House Bill 5 except for certain fringes budgeted directly to MoDOT, Highway Patrol, and Conservation.</i>					<i>Note: Fringes budgeted in House Bill 5 except for certain fringes budgeted directly to MoDOT, Highway Patrol, and Conservation.</i>				
Other Funds:					Other Funds:				
<b>2. CORE DESCRIPTION</b>									
This funding is for a transportation cost-share program with local communities. MoDOT and the Department of Economic Development work cooperatively to select projects with the greatest economic benefit to the state. The reduction to the budget request for this program is for the amount already spent.									
<b>3. PROGRAM LISTING (list programs included in this core funding)</b>									
This section is not applicable.									

## CORE DECISION ITEM

Department of Transportation

Budget Unit: Trans Cost-Share ProgramDivision: Program DeliveryCore: Transportation Cost-Share ProgramHB Section: 4.445

## 4. FINANCIAL HISTORY

	FY 2020 Actual	FY 2021 Actual	FY 2022 Actual	FY 2023 Current Yr.
Appropriation (All Funds)	50,000,000	25,000,000	25,000,000	98,717,590
Less Reverted (All Funds)	0	0	0	N/A
Less Restricted (All Funds)*	0	0	0	N/A
Budget Authority (All Funds)	50,000,000	25,000,000	25,000,000	N/A
Actual Expenditures (All Funds)	0	1,282,410	4,057,203	N/A
Unexpended (All Funds)	50,000,000	23,717,590	20,942,797	N/A
Unexpended, by Fund:				
General Revenue	50,000,000	23,717,590	20,942,797	N/A
Federal	0	0	0	N/A
Other	0	0	0	N/A

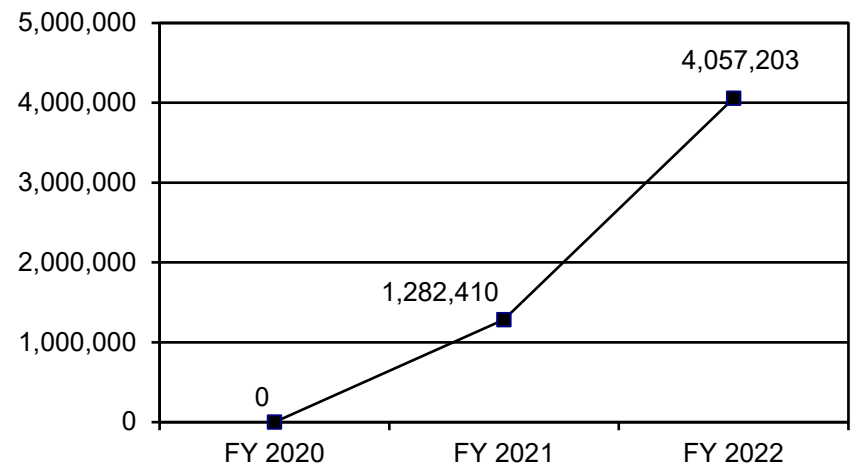
\*Restricted amount is N/A

Reverted includes the statutory three percent reserve amount (when applicable).

Restricted includes any Governor's expenditure restrictions which remained at the end of the fiscal year (when applicable).

## NOTES:

Actual Expenditures (All Funds)



---

**CORE RECONCILIATION**


---

**MO DEPT. OF TRANSPORTATION****TRANS COST-SHARE PROGRAM**


---

**5. CORE RECONCILIATION**


---

		Budget Class	FTE	GR	Federal	Other	Total	Explanation
<b>TAFP AFTER VETOES</b>								
	PD		0.00	23,717,590	75,000,000	0	98,717,590	
	<b>Total</b>		<b>0.00</b>	<b>23,717,590</b>	<b>75,000,000</b>	<b>0</b>	<b>98,717,590</b>	
<b>DEPARTMENT CORE ADJUSTMENTS</b>								
Core Reduction	[#656]	PD	0.00	(4,057,203)	0	0	(4,057,203)	Transportation Cost Share reduction for prior year expenditures
<b>NET DEPARTMENT CHANGES</b>			<b>0.00</b>	<b>(4,057,203)</b>	<b>0</b>	<b>0</b>	<b>(4,057,203)</b>	
<b>DEPARTMENT CORE REQUEST</b>								
	PD		0.00	19,660,387	75,000,000	0	94,660,387	
	<b>Total</b>		<b>0.00</b>	<b>19,660,387</b>	<b>75,000,000</b>	<b>0</b>	<b>94,660,387</b>	
<b>GOVERNOR'S RECOMMENDED CORE</b>								
	PD		0.00	19,660,387	75,000,000	0	94,660,387	
	<b>Total</b>		<b>0.00</b>	<b>19,660,387</b>	<b>75,000,000</b>	<b>0</b>	<b>94,660,387</b>	

**DECISION ITEM DETAIL**

Budget Unit	FY 2022	FY 2022	FY 2023	FY 2023	FY 2024	FY 2024	*****	*****
Decision Item	ACTUAL	ACTUAL	BUDGET	BUDGET	DEPT REQ	DEPT REQ	SECURED	SECURED
Budget Object Class	DOLLAR	FTE	DOLLAR	FTE	DOLLAR	FTE	COLUMN	COLUMN
<b>TRANS COST-SHARE PROGRAM</b>								
<b>CORE</b>								
PROPERTY & IMPROVEMENTS	1,833,639	0.00	0	0.00	0	0.00	0	0.00
<b>TOTAL - EE</b>	<b>1,833,639</b>	<b>0.00</b>	<b>0</b>	<b>0.00</b>	<b>0</b>	<b>0.00</b>	<b>0</b>	<b>0.00</b>
PROGRAM DISTRIBUTIONS	2,223,563	0.00	98,717,590	0.00	94,660,387	0.00	0	0.00
<b>TOTAL - PD</b>	<b>2,223,563</b>	<b>0.00</b>	<b>98,717,590</b>	<b>0.00</b>	<b>94,660,387</b>	<b>0.00</b>	<b>0</b>	<b>0.00</b>
<b>GRAND TOTAL</b>	<b>\$4,057,202</b>	<b>0.00</b>	<b>\$98,717,590</b>	<b>0.00</b>	<b>\$94,660,387</b>	<b>0.00</b>	<b>\$0</b>	<b>0.00</b>
<b>GENERAL REVENUE</b>	<b>\$4,057,202</b>	<b>0.00</b>	<b>\$23,717,590</b>	<b>0.00</b>	<b>\$19,660,387</b>	<b>0.00</b>		<b>0.00</b>
<b>FEDERAL FUNDS</b>	<b>\$0</b>	<b>0.00</b>	<b>\$75,000,000</b>	<b>0.00</b>	<b>\$75,000,000</b>	<b>0.00</b>		<b>0.00</b>
<b>OTHER FUNDS</b>	<b>\$0</b>	<b>0.00</b>	<b>\$0</b>	<b>0.00</b>	<b>\$0</b>	<b>0.00</b>		<b>0.00</b>



## PROGRAM DESCRIPTION

**Department of Transportation**

**HB Section(s): 4.445**

**Program Name: Transportation Cost-Share**

**Core: Transportation Cost-Share Program**

**1a. What strategic priority does this program address?**

Service - providing outstanding customer service, delivering efficient and innovative transportation projects and operating a reliable transportation system

**1b. What does this program do?**

This is for a transportation cost-share program with local communities. MoDOT and the Department of Economic Development work cooperatively to select projects with the greatest economic benefit to the state.

**2a. Provide an activity measure(s) for the program.**

**Transportation Cost-Share Program Funding<sup>1</sup> (General Revenue)**

Project Sponsor	Project Description	Funding
City of St. Charles	New Town Blvd improvements	\$173,293
City of St. Charles	Riverpointe roadway construction	\$3,318,811
City of Ozark	McCracken Road and North 3rd Street improvements	\$726,800
City of Springfield	Galloway Street improvements	\$1,500,000
City of West Plains	Access roads to Ozarks Medical Center	\$795,048
City of Hannibal	Access road to Lakeside Business and Technology Park	\$835,000
City of Columbia	Connecting road between Route 63 interchange and New Haven intersection	\$839,921
City of Carthage	Hazel Street improvements	\$0
City of Kirksville	Business Route 63 improvements	\$941,095
City of Lee's Summit	Colbern Road improvements	\$8,000,000
City of Sikeston	Route 60 and Ingram Road improvements	\$2,050,000
St. Charles County	Route A improvements for the GM Wentzville Assembly Plant	\$480,419
<b>Remaining Appropriation Authority by Project</b>		<b>\$19,660,387</b>
Fiscal year 2022 Actual Project Expenditures		\$5,339,613
<b>Total Original Appropriation Authority</b>		<b>\$25,000,000</b>

<sup>1</sup>Approved by the Missouri Highways and Transportation Commission (MHTC).

**Transportation Cost-Share Program Funding (Budget Stabilization Fund)**

This appropriation will fund a transportation cost-share program with local communities. MoDOT and the Department of Economic Development will work cooperatively to select projects with the greatest economic benefit to the state.

## PROGRAM DESCRIPTION

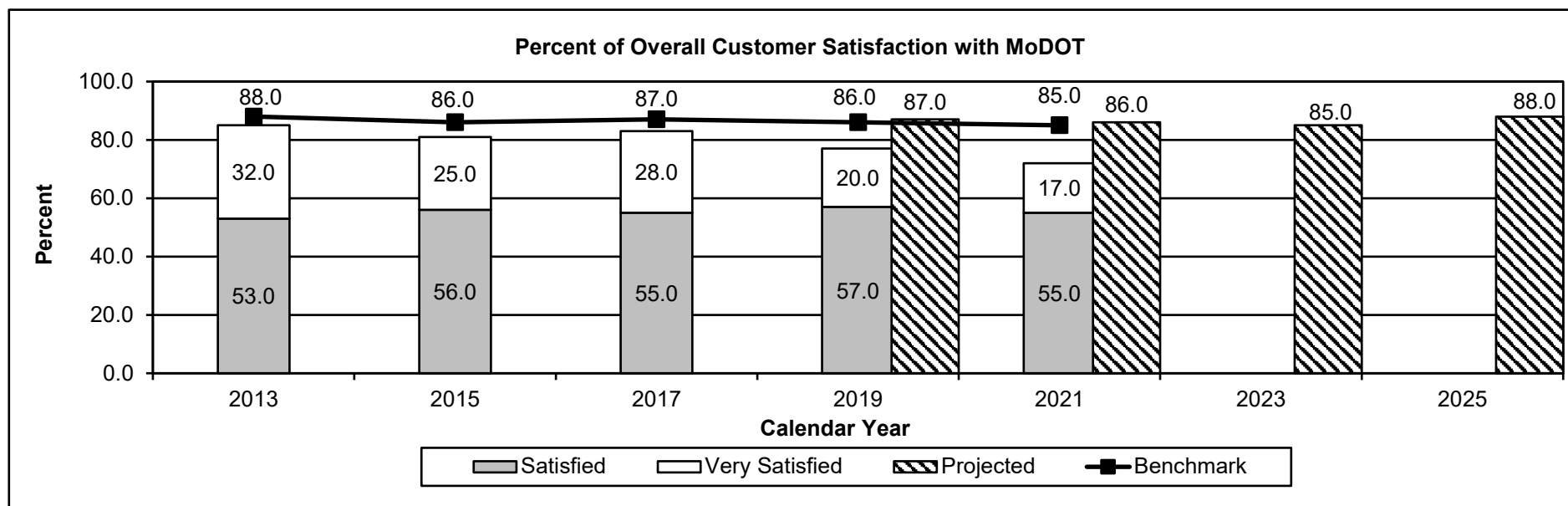
Department of Transportation

HB Section(s): 4.445

Program Name: Transportation Cost-Share

Core: Transportation Cost-Share Program

2b. Provide a measure(s) of the program's quality.



Data is collected through a biennial survey conducted by a consultant. Historically, this has been a telephone survey of approximately 3,500 adult Missourians; however, new for 2021, the survey offered both a phone and text option to approximately 7,500 randomly selected adult Missourians. "How satisfied are you with the job the Missouri Department of Transportation is doing?" was the question surveyed. The benchmark data is from the American Customer Satisfaction Index, a national cross-industry measure of customer satisfaction in the United States. The 2023 projection is equal to the 2021 benchmark score of 85 percent. The 2025 projection was established by projecting a three percent improvement from the benchmark. No survey was conducted in calendar years 2014, 2016, 2018, 2020 and 2022.

## PROGRAM DESCRIPTION

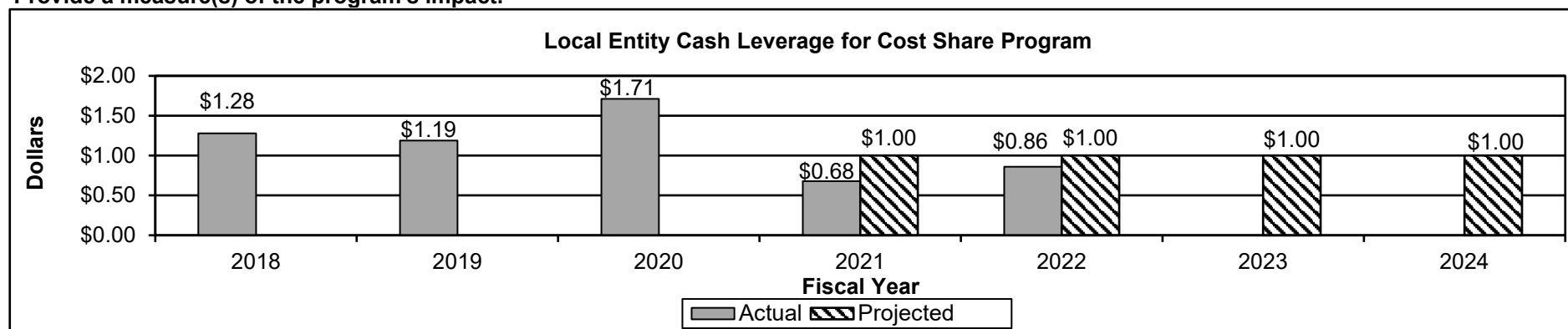
Department of Transportation

HB Section(s): 4.445

Program Name: Transportation Cost-Share

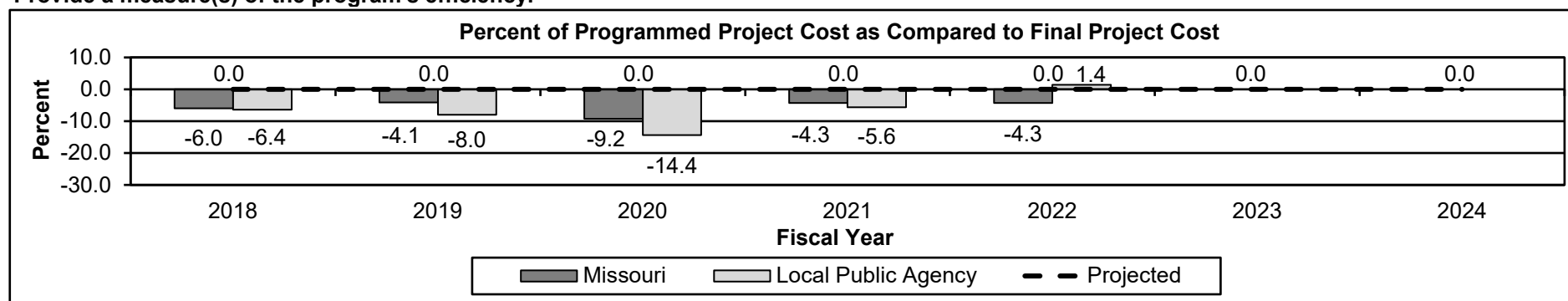
Core: Transportation Cost-Share Program

2c. Provide a measure(s) of the program's impact.



MoDOT's cost-share program builds partnerships with local entities to pool efforts and resources to deliver state highway and bridge projects. When local entities partner with MoDOT, MoDOT matches their investment up to 50 percent of the project cost. This measure shows the amount local entities provided for cost-share projects for every \$1.00 of MoDOT Cost-Share Program funds. The projections are based on the department's goal.

2d. Provide a measure(s) of the program's efficiency.



Construction projects are programmed or budgeted in the department's Statewide Transportation Improvement Program (STIP). Once a project is awarded and work begins, final project costs can change from the original programmed cost in the STIP. Construction project cost changes are usually caused by final quantity adjustments, weather, subgrade issues or other additional construction phase service costs. The target is zero percent difference, indicating MoDOT is making timely use of available funds.

## PROGRAM DESCRIPTION

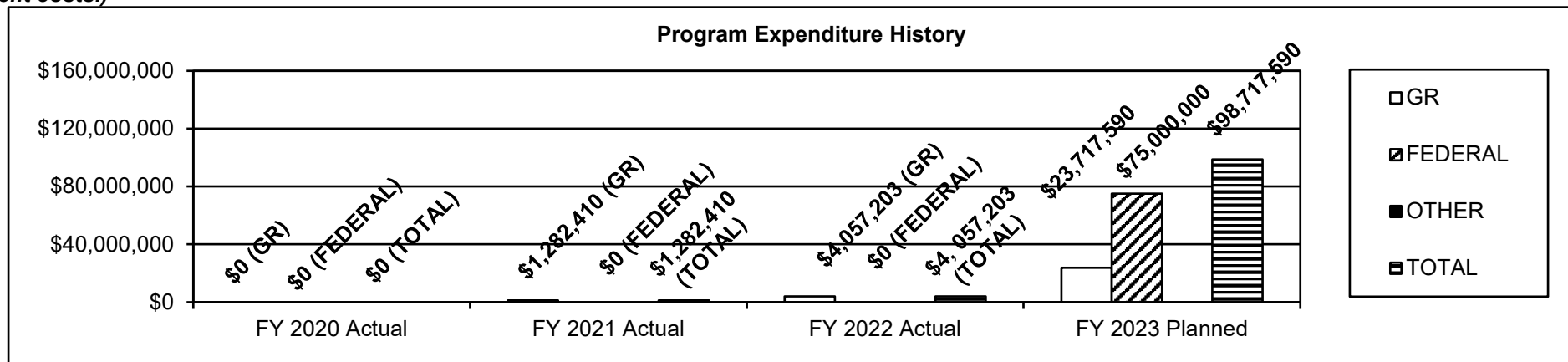
Department of Transportation

HB Section(s): 4.445

Program Name: Transportation Cost-Share

Core: Transportation Cost-Share Program

3. Provide actual expenditures for the prior three fiscal years and planned expenditures for the current fiscal year. (Note: Amounts do not include fringe benefit costs.)



4. What are the sources of the "Other " funds?

N/A

5. What is the authorization for this program, i.e., federal or state statute, etc.? (Include the federal program number, if applicable.)

This program was authorized in the Truly Agreed to and Finally Passed House Bill 4, Section 4.445.

6. Are there federal matching requirements? If yes, please explain.

No

7. Is this a federally mandated program? If yes, please explain.

No



## DECISION ITEM SUMMARY

Budget Unit								
Decision Item	FY 2022	FY 2022	FY 2023	FY 2023	FY 2024	FY 2024	*****	*****
Budget Object Summary	ACTUAL	ACTUAL	BUDGET	BUDGET	DEPT REQ	DEPT REQ	SECURED	SECURED
Fund	DOLLAR	FTE	DOLLAR	FTE	DOLLAR	FTE	COLUMN	COLUMN
<b>ROAD FUND TRANSFER</b>								
<b>CORE</b>								
FUND TRANSFERS								
STATE HWYS AND TRANS DEPT	502,148,833	0.00	713,945,000	0.00	713,945,000	0.00	0	0.00
TOTAL - TRF	502,148,833	0.00	713,945,000	0.00	713,945,000	0.00	0	0.00
<b>TOTAL</b>	<b>502,148,833</b>	<b>0.00</b>	<b>713,945,000</b>	<b>0.00</b>	<b>713,945,000</b>	<b>0.00</b>	<b>0</b>	<b>0.00</b>
<b>State Road Fund Transfer NDI - 1605012</b>								
FUND TRANSFERS								
STATE HWYS AND TRANS DEPT	0	0.00	0	0.00	100,000,000	0.00	0	0.00
TOTAL - TRF	0	0.00	0	0.00	100,000,000	0.00	0	0.00
<b>TOTAL</b>	<b>0</b>	<b>0.00</b>	<b>0</b>	<b>0.00</b>	<b>100,000,000</b>	<b>0.00</b>	<b>0</b>	<b>0.00</b>
<b>GRAND TOTAL</b>	<b>\$502,148,833</b>	<b>0.00</b>	<b>\$713,945,000</b>	<b>0.00</b>	<b>\$813,945,000</b>	<b>0.00</b>	<b>\$0</b>	<b>0.00</b>

*This page left blank intentionally.*

## CORE DECISION ITEM

Page 277

Department of Transportation					Budget Unit: <u>Program Delivery</u>				
Division: <u>Program Delivery</u>									
Core: <u>State Road Fund Transfer</u>					HB Section: <u>4.470</u>				
<b>1. CORE FINANCIAL SUMMARY</b>									
FY 2024 Budget Request					FY 2024 Governor's Recommendation				
	GR	Federal	Other	Total		GR	Federal	Other	Total
PS	0	0	0	0	PS	0	0	0	0
EE	0	0	0	0	EE	0	0	0	0
PSD	0	0	0	0	PSD	0	0	0	0
TRF	0	0	713,945,000	713,945,000	TRF	0	0	0	0
Total	<b>0</b>	<b>0</b>	<b>713,945,000</b>	<b>713,945,000</b>	Total	<b>0</b>	<b>0</b>	<b>0</b>	<b>0</b>
FTE	<b>0.00</b>	<b>0.00</b>	<b>0.00</b>	<b>0.00</b>	FTE	<b>0.00</b>	<b>0.00</b>	<b>0.00</b>	<b>0.00</b>
<b>HB 4</b>	0	0	0	0	<b>HB 4</b>	0	0	0	0
<b>HB 5</b>	0	0	0	0	<b>HB 5</b>	0	0	0	0
<i>Note: Fringes budgeted in House Bill 5 except for certain fringes budgeted directly to MoDOT, Highway Patrol, and Conservation.</i>					<i>Note: Fringes budgeted in House Bill 5 except for certain fringes budgeted directly to MoDOT, Highway Patrol, and Conservation.</i>				
Other Funds: State Highways & Transportation Department Fund (0644)					Other Funds:				
<b>2. CORE DESCRIPTION</b>									
MoDOT requests funds be transferred monthly from the State Highways & Transportation Department Fund (0644) to the State Road Fund (0320) pursuant to Section 226.200.6, RSMo. The State Highways & Transportation Department Fund (0644) maintains a minimum balance of \$15.0 million.									
<b>3. PROGRAM LISTING (list programs included in this core funding)</b>									
This section is not applicable.									



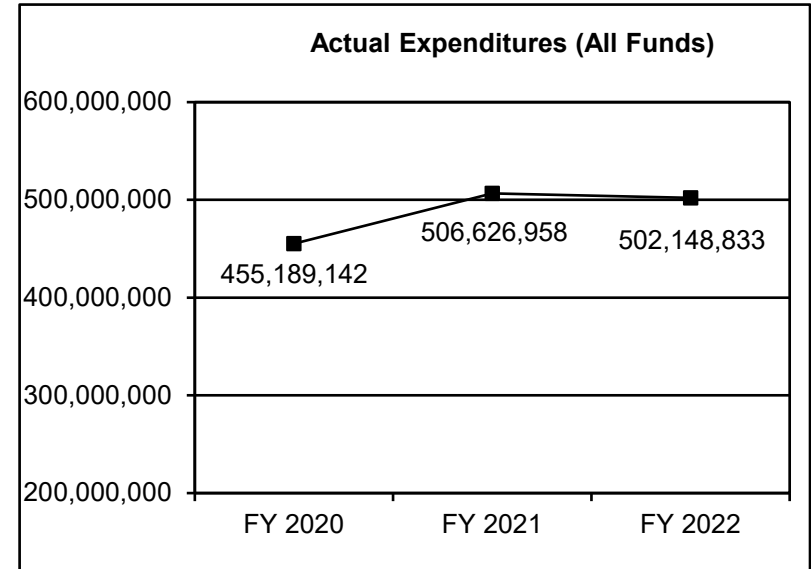
Department of Transportation  
 Division: Program Delivery  
 Core: State Road Fund Transfer

Budget Unit: Program Delivery

HB Section: 4.470

#### 4. FINANCIAL HISTORY

	FY 2020 Actual	FY 2021 Actual	FY 2022 Actual	FY 2023 Current Yr.
Appropriation (All Funds)	510,000,000	510,000,000	510,000,000	713,945,000
Less Reverted (All Funds)	0	0	0	N/A
Less Restricted (All Funds)	0	0	0	N/A
Budget Authority (All Funds)	510,000,000	510,000,000	510,000,000	N/A
Actual Expenditures (All Funds)	455,189,142	506,626,958	502,148,833	N/A
Unexpended (All Funds)	54,810,858	3,373,042	7,851,167	N/A
Unexpended, by Fund:				
General Revenue	0	0	0	N/A
Federal	0	0	0	N/A
Other	54,810,858	3,373,042	7,851,167	N/A



\*Restricted amount is N/A

Reverted includes Governor's standard three percent reserve (when applicable).

Restricted includes any extraordinary expenditure restrictions (when applicable).

#### NOTES:

---

**CORE RECONCILIATION**


---

**MO DEPT. OF TRANSPORTATION**


---

**ROAD FUND TRANSFER**


---



---

**5. CORE RECONCILIATION**


---

	Budget Class	FTE	GR	Federal	Other	Total	Explanation
<b>TAFP AFTER VETOES</b>							
	TRF	0.00	0	0	713,945,000	713,945,000	
	<b>Total</b>	<b>0.00</b>	<b>0</b>	<b>0</b>	<b>713,945,000</b>	<b>713,945,000</b>	
<b>DEPARTMENT CORE REQUEST</b>							
	TRF	0.00	0	0	713,945,000	713,945,000	
	<b>Total</b>	<b>0.00</b>	<b>0</b>	<b>0</b>	<b>713,945,000</b>	<b>713,945,000</b>	
<b>GOVERNOR'S RECOMMENDED CORE</b>							
	TRF	0.00	0	0	713,945,000	713,945,000	
	<b>Total</b>	<b>0.00</b>	<b>0</b>	<b>0</b>	<b>713,945,000</b>	<b>713,945,000</b>	

**DECISION ITEM DETAIL**

Budget Unit	FY 2022	FY 2022	FY 2023	FY 2023	FY 2024	FY 2024	*****	*****
Decision Item	ACTUAL	ACTUAL	BUDGET	BUDGET	DEPT REQ	DEPT REQ	SECURED	SECURED
Budget Object Class	DOLLAR	FTE	DOLLAR	FTE	DOLLAR	FTE	COLUMN	COLUMN
<b>ROAD FUND TRANSFER</b>								
<b>CORE</b>								
TRANSFERS OUT	502,148,833	0.00	713,945,000	0.00	713,945,000	0.00	0	0.00
<b>TOTAL - TRF</b>	<b>502,148,833</b>	<b>0.00</b>	<b>713,945,000</b>	<b>0.00</b>	<b>713,945,000</b>	<b>0.00</b>	<b>0</b>	<b>0.00</b>
<b>GRAND TOTAL</b>	<b>\$502,148,833</b>	<b>0.00</b>	<b>\$713,945,000</b>	<b>0.00</b>	<b>\$713,945,000</b>	<b>0.00</b>	<b>\$0</b>	<b>0.00</b>
GENERAL REVENUE	\$0	0.00	\$0	0.00	\$0	0.00		0.00
FEDERAL FUNDS	\$0	0.00	\$0	0.00	\$0	0.00		0.00
OTHER FUNDS	\$502,148,833	0.00	\$713,945,000	0.00	\$713,945,000	0.00		0.00

PROGRAM DESCRIPTION	
<b>Department of Transportation</b> <b>Program Name: State Road Fund Transfer</b> <b>Program is found in the following core budget(s): Program Delivery</b>	<b>HB Section: 4.470</b>
<p><b>1a. What strategic priority does this program address?</b>  Stability - managing our assets, stabilizing resources and engaging our workforce and building a prosperous economy for all Missourians</p> <p><b>1b. What does this program do?</b>  Constitutionally, MoDOT spends the majority of its funds from the State Road Fund. Because the largest portion of state user fees are deposited into the State Highways &amp; Transportation Department Fund, MoDOT has established a process in conjunction with the Office of Administration, State Treasurer's Office and State Auditor's Office to transfer funds from the State Highways &amp; Transportation Department Fund to the State Road Fund.</p> <p><b>2a. Provide an activity measure(s) for the program.</b>  This appropriation is needed solely for accounting purposes.</p> <p><b>2b. Provide a measure(s) of the program's quality.</b>  This appropriation is needed solely for accounting purposes.</p> <p><b>2c. Provide a measure(s) of the program's impact.</b>  This appropriation is needed solely for accounting purposes.</p> <p><b>2d. Provide a measure(s) of the program's efficiency.</b>  This appropriation is needed solely for accounting purposes.</p>	

## PROGRAM DESCRIPTION

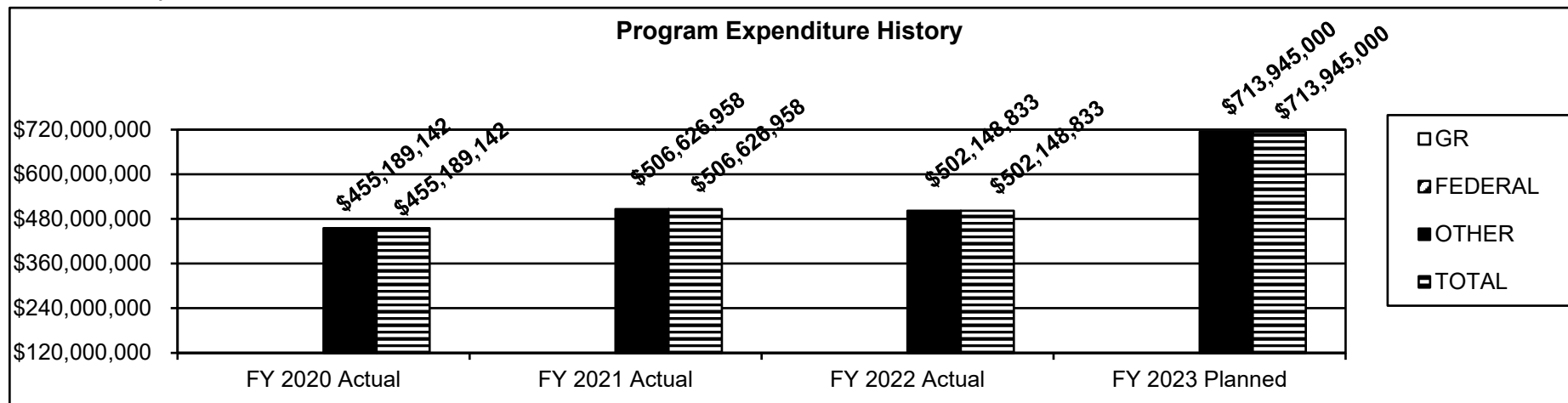
Department of Transportation

HB Section: 4.470

Program Name: State Road Fund Transfer

Program is found in the following core budget(s): Program Delivery

3. Provide actual expenditures for the prior three fiscal years and planned expenditures for the current fiscal year. (Note: Amounts do not include fringe benefit costs.)



4. What are the sources of the "Other" funds?

State Highways & Transportation Department Fund (0644)

5. What is the authorization for this program, i.e., federal or state statute, etc.? (Include the federal program number, if applicable.)

Article IV, Section 30(b), MO Constitution and Section 226.200.6, RSMo.

6. Are there federal matching requirements? If yes, please explain.

No

7. Is this a federally mandated program? If yes, please explain.

No



<b>Department of Transportation</b> <b>Division: Program Delivery</b> <b>DI Name: State Road Fund Transfer Expansion      DI# 1605012</b>	<b>Budget Unit: <u>Program Delivery</u></b>  <b>HB Section: <u>4.470</u></b>
---	--

**1. AMOUNT OF REQUEST**

FY 2024 Budget Request					FY 2024 Governor's Recommendation				
	GR	Federal	Other	Total		GR	Federal	Other	Total
PS	0	0	0	0	PS	0	0	0	0
EE	0	0	0	0	EE	0	0	0	0
PSD	0	0	0	0	PSD	0	0	0	0
TRF	0	0	100,000,000	100,000,000	TRF	0	0	0	0
<b>Total</b>	<b>0</b>	<b>0</b>	<b>100,000,000</b>	<b>100,000,000</b>	<b>Total</b>	<b>0</b>	<b>0</b>	<b>0</b>	<b>0</b>
<b>FTE</b>	<b>0.00</b>	<b>0.00</b>	<b>0.00</b>	<b>0.00</b>	<b>FTE</b>	<b>0.00</b>	<b>0.00</b>	<b>0.00</b>	<b>0.00</b>
<b>HB 4</b>	<b>0</b>	<b>0</b>	<b>0</b>	<b>0</b>	<b>HB 4</b>	<b>0</b>	<b>0</b>	<b>0</b>	<b>0</b>
<b>HB 5</b>	<b>0</b>	<b>0</b>	<b>0</b>	<b>0</b>	<b>HB 5</b>	<b>0</b>	<b>0</b>	<b>0</b>	<b>0</b>
<i>Note: Fringes budgeted in House Bill 5 except for certain fringes budgeted directly to MoDOT, Highway Patrol, and Conservation.</i>					<i>Note: Fringes budgeted in House Bill 5 except for certain fringes budgeted directly to MoDOT, Highway Patrol, and Conservation.</i>				
Other Funds:    State Highways & Transportation Department Fund (0644)					Other Funds:				
Non-Counts:					Non-Counts:				

**2. THIS REQUEST CAN BE CATEGORIZED AS:**

<input type="checkbox"/> New Legislation	<input type="checkbox"/> New Program	<input type="checkbox"/> Fund Switch
<input type="checkbox"/> Federal Mandate	<input checked="" type="checkbox"/> Program Expansion	<input type="checkbox"/> Cost to Continue
<input type="checkbox"/> GR Pick-Up	<input type="checkbox"/> Space Request	<input type="checkbox"/> Equipment Replacement
<input type="checkbox"/> Pay Plan	<input type="checkbox"/> Other: _____	

**3. WHY IS THIS FUNDING NEEDED? PROVIDE AN EXPLANATION FOR ITEMS CHECKED IN #2. INCLUDE THE FEDERAL OR STATE STATUTORY OR CONSTITUTIONAL AUTHORIZATION FOR THIS PROGRAM.**

This expansion item is requested to increase authority in the State Road Fund transfer appropriation for the motor fuel tax increase truly agreed and finally passed in Senate Bill 262. Beginning October 1, 2021, the motor fuel tax will be increased by 2.5 cents per gallon, annually, until reaching an additional 12.5 cents per gallon on July 1, 2025. Once Senate Bill 262 is fully implemented, this legislation is projected to annually produce an additional \$359.6 million of motor fuel tax revenues that are transferred from the State Highways and Transportation Department Fund to the State Road Fund.

Department of Transportation	Budget Unit: <u>Program Delivery</u>
Division: <u>Program Delivery</u>	
DI Name: <u>State Road Fund Transfer Expansion</u> DI# <u>1605012</u>	HB Section: <u>4.470</u>

**4. DESCRIBE THE DETAILED ASSUMPTIONS USED TO DERIVE THE SPECIFIC REQUESTED AMOUNT. (How did you determine that the requested number of FTE were appropriate? From what source or standard did you derive the requested levels of funding? Were alternatives such as outsourcing or automation considered? If based on new legislation, does request tie to TAFP fiscal note? If not, explain why. Detail which portions of the request are one-times and how those amounts were calculated.)**

The fiscal year 2023 appropriation received was \$203,945,000. This additional amount is the full amount needed to complete the transfer through fiscal year 2026.

**5. BREAK DOWN THE REQUEST BY BUDGET OBJECT CLASS, JOB CLASS, AND FUND SOURCE. IDENTIFY ONE-TIME COSTS.**

Budget Object Class/Job Class	Dept Req GR DOLLARS	Dept Req GR FTE	Dept Req FED DOLLARS	Dept Req FED FTE	Dept Req OTHER DOLLARS	Dept Req OTHER FTE	Dept Req TOTAL DOLLARS	Dept Req TOTAL FTE	Dept Req One-Time DOLLARS
Total PS	<u>0</u>	<u>0.0</u>	<u>0</u>	<u>0</u>	<u>0</u>	<u>0.0</u>	<u>0</u>	<u>0.0</u>	<u>0</u>
Total EE	<u>0</u>		<u>0</u>		<u>0</u>		<u>0</u>		<u>0</u>
Program Distributions							<u>0</u>		
Total PSD	<u>0</u>		<u>0</u>		<u>0</u>		<u>0</u>		<u>0</u>
Transfers					<u>100,000,000</u>		<u>100,000,000</u>		
Total TRF	<u>0</u>		<u>0</u>		<u>100,000,000</u>		<u>100,000,000</u>		<u>0</u>
Grand Total	<u>0</u>	<u>0.0</u>	<u>0</u>	<u>0</u>	<u>100,000,000</u>	<u>0.0</u>	<u>100,000,000</u>	<u>0.0</u>	<u>0</u>



Department of Transportation	Budget Unit: <u>Program Delivery</u>
Division: <u>Program Delivery</u>	
DI Name: <u>State Road Fund Transfer Expansion</u> DI# <u>1605012</u>	HB Section: <u>4.470</u>

**6. PERFORMANCE MEASURES (If new decision item has an associated core, separately identify projected performance with & without additional funding.)**

- 6a. **Provide an activity measure(s) for the program.**  
This appropriation is needed solely for accounting purposes.
- 6b. **Provide a measure(s) of the program's quality.**  
This appropriation is needed solely for accounting purposes.
- 6c. **Provide a measure(s) of the program's impact.**  
This appropriation is needed solely for accounting purposes.
- 6d. **Provide a measure(s) of the program's efficiency.**  
This appropriation is needed solely for accounting purposes.

Department of Transportation  
Division: Program Delivery  
DI Name: State Road Fund Transfer Expansion DI# 1605012

Budget Unit: Program Delivery  
HB Section: 4.470

**7. STRATEGIES TO ACHIEVE THE PERFORMANCE MEASUREMENT TARGETS:**

This appropriation is needed solely for accounting purposes.

**DECISION ITEM DETAIL**

Budget Unit	FY 2022	FY 2022	FY 2023	FY 2023	FY 2024	FY 2024	*****	*****
Decision Item	ACTUAL	ACTUAL	BUDGET	BUDGET	DEPT REQ	DEPT REQ	SECURED	SECURED
Budget Object Class	DOLLAR	FTE	DOLLAR	FTE	DOLLAR	FTE	COLUMN	COLUMN
<b>ROAD FUND TRANSFER</b>								
<b>State Road Fund Transfer NDI - 1605012</b>								
TRANSFERS OUT	0	0.00	0	0.00	100,000,000	0.00	0	0.00
<b>TOTAL - TRF</b>	<b>0</b>	<b>0.00</b>	<b>0</b>	<b>0.00</b>	<b>100,000,000</b>	<b>0.00</b>	<b>0</b>	<b>0.00</b>
<b>GRAND TOTAL</b>	<b>\$0</b>	<b>0.00</b>	<b>\$0</b>	<b>0.00</b>	<b>\$100,000,000</b>	<b>0.00</b>	<b>\$0</b>	<b>0.00</b>
GENERAL REVENUE	\$0	0.00	\$0	0.00	\$0	0.00		0.00
FEDERAL FUNDS	\$0	0.00	\$0	0.00	\$0	0.00		0.00
OTHER FUNDS	\$0	0.00	\$0	0.00	\$100,000,000	0.00		0.00

*This page left blank intentionally.*



**DECISION ITEM SUMMARY**

Budget Unit									
Decision Item	FY 2022	FY 2022	FY 2023	FY 2023	FY 2024	FY 2024	*****	*****	
Budget Object Summary	ACTUAL	ACTUAL	BUDGET	BUDGET	DEPT REQ	DEPT REQ	SECURED	SECURED	
Fund	DOLLAR	FTE	DOLLAR	FTE	DOLLAR	FTE	COLUMN	COLUMN	
<b>SAFETY AND OPERATIONS</b>									
<b>CORE</b>									
PERSONAL SERVICES									
DEPT OF TRANSPORT HWY SAFETY	356,628	6.76	453,870	8.30	453,870	8.30	0	0.00	
STATE ROAD	137,873,088	3,446.07	163,862,677	3,531.64	163,862,677	3,531.64	0	0.00	
TOTAL - PS	138,229,716	3,452.83	164,316,547	3,539.94	164,316,547	3,539.94	0	0.00	
EXPENSE & EQUIPMENT									
DEPT OF TRANSPORT HWY SAFETY	19,072	0.00	55,384	0.00	55,384	0.00	0	0.00	
MOTORCYCLE SAFETY TRUST	0	0.00	25,000	0.00	25,000	0.00	0	0.00	
STATE ROAD	234,741,631	0.00	236,190,847	0.00	236,190,847	0.00	0	0.00	
TOTAL - EE	234,760,703	0.00	236,271,231	0.00	236,271,231	0.00	0	0.00	
PROGRAM-SPECIFIC									
BUDGET STABILIZATION	0	0.00	100,000,000	0.00	100,000,000	0.00	0	0.00	
MOTORCYCLE SAFETY TRUST	104,312	0.00	225,000	0.00	225,000	0.00	0	0.00	
STATE ROAD	1,452,076	0.00	17,297,389	0.00	17,297,389	0.00	0	0.00	
TOTAL - PD	1,556,388	0.00	117,522,389	0.00	117,522,389	0.00	0	0.00	
<b>TOTAL</b>	<b>374,546,807</b>	<b>3,452.83</b>	<b>518,110,167</b>	<b>3,539.94</b>	<b>518,110,167</b>	<b>3,539.94</b>	<b>0</b>	<b>0.00</b>	
<b>Pay Plan-Market Plan-PS - 1605006</b>									
PERSONAL SERVICES									
DEPT OF TRANSPORT HWY SAFETY	0	0.00	0	0.00	28,782	0.00	0	0.00	
STATE ROAD	0	0.00	0	0.00	5,144,755	0.00	0	0.00	
TOTAL - PS	0	0.00	0	0.00	5,173,537	0.00	0	0.00	
<b>TOTAL</b>	<b>0</b>	<b>0.00</b>	<b>0</b>	<b>0.00</b>	<b>5,173,537</b>	<b>0.00</b>	<b>0</b>	<b>0.00</b>	
<b>Pay Plan-Vacancies-PS - 1605007</b>									
PERSONAL SERVICES									
STATE ROAD	0	0.00	0	0.00	1,127,554	0.00	0	0.00	
TOTAL - PS	0	0.00	0	0.00	1,127,554	0.00	0	0.00	
<b>TOTAL</b>	<b>0</b>	<b>0.00</b>	<b>0</b>	<b>0.00</b>	<b>1,127,554</b>	<b>0.00</b>	<b>0</b>	<b>0.00</b>	

**DECISION ITEM SUMMARY**

Budget Unit									
Decision Item	FY 2022	FY 2022	FY 2023	FY 2023	FY 2024	FY 2024	*****	*****	
Budget Object Summary	ACTUAL	ACTUAL	BUDGET	BUDGET	DEPT REQ	DEPT REQ	SECURED	SECURED	
Fund	DOLLAR	FTE	DOLLAR	FTE	DOLLAR	FTE	COLUMN	COLUMN	
<b>SAFETY AND OPERATIONS</b>									
<b>Safety Initiatives NDI - 1605009</b>									
EXPENSE & EQUIPMENT									
STATE ROAD	0	0.00	0	0.00	9,568,000	0.00	0	0.00	
TOTAL - EE	0	0.00	0	0.00	9,568,000	0.00	0	0.00	
<b>TOTAL</b>	<b>0</b>	<b>0.00</b>	<b>0</b>	<b>0.00</b>	<b>9,568,000</b>	<b>0.00</b>	<b>0</b>	<b>0.00</b>	
<b>Safety &amp; Ops Inflation NDI - 1605010</b>									
EXPENSE & EQUIPMENT									
STATE ROAD	0	0.00	0	0.00	12,500,000	0.00	0	0.00	
TOTAL - EE	0	0.00	0	0.00	12,500,000	0.00	0	0.00	
<b>TOTAL</b>	<b>0</b>	<b>0.00</b>	<b>0</b>	<b>0.00</b>	<b>12,500,000</b>	<b>0.00</b>	<b>0</b>	<b>0.00</b>	
<b>Safety &amp; Operations TMAs NDI - 1605011</b>									
EXPENSE & EQUIPMENT									
STATE ROAD	0	0.00	0	0.00	1,895,000	0.00	0	0.00	
TOTAL - EE	0	0.00	0	0.00	1,895,000	0.00	0	0.00	
<b>TOTAL</b>	<b>0</b>	<b>0.00</b>	<b>0</b>	<b>0.00</b>	<b>1,895,000</b>	<b>0.00</b>	<b>0</b>	<b>0.00</b>	
<b>Motor Carrier PS NDI - 1605013</b>									
PERSONAL SERVICES									
STATE ROAD	0	0.00	0	0.00	364,268	6.00	0	0.00	
TOTAL - PS	0	0.00	0	0.00	364,268	6.00	0	0.00	
<b>TOTAL</b>	<b>0</b>	<b>0.00</b>	<b>0</b>	<b>0.00</b>	<b>364,268</b>	<b>6.00</b>	<b>0</b>	<b>0.00</b>	
<b>Travel Costs NDI - 1605028</b>									
EXPENSE & EQUIPMENT									
DEPT OF TRANSPORT HWY SAFETY	0	0.00	0	0.00	7,198	0.00	0	0.00	
STATE ROAD	0	0.00	0	0.00	503,457	0.00	0	0.00	
TOTAL - EE	0	0.00	0	0.00	510,655	0.00	0	0.00	
<b>TOTAL</b>	<b>0</b>	<b>0.00</b>	<b>0</b>	<b>0.00</b>	<b>510,655</b>	<b>0.00</b>	<b>0</b>	<b>0.00</b>	
<b>GRAND TOTAL</b>	<b>\$374,546,807</b>	<b>3,452.83</b>	<b>\$518,110,167</b>	<b>3,539.94</b>	<b>\$549,249,181</b>	<b>3,545.94</b>	<b>\$0</b>	<b>0.00</b>	

9/8/22 15:58

im\_disummary

**DECISION ITEM SUMMARY**

<b>Budget Unit</b>								
<b>Decision Item</b>	<b>FY 2022</b>	<b>FY 2022</b>	<b>FY 2023</b>	<b>FY 2023</b>	<b>FY 2024</b>	<b>FY 2024</b>	<b>*****</b>	<b>*****</b>
<b>Budget Object Summary</b>	<b>ACTUAL</b>	<b>ACTUAL</b>	<b>BUDGET</b>	<b>BUDGET</b>	<b>DEPT REQ</b>	<b>DEPT REQ</b>	<b>SECURED</b>	<b>SECURED</b>
<b>Fund</b>	<b>DOLLAR</b>	<b>FTE</b>	<b>DOLLAR</b>	<b>FTE</b>	<b>DOLLAR</b>	<b>FTE</b>	<b>COLUMN</b>	<b>COLUMN</b>
<b>SAFETY AND OPERATIONS GRANTS</b>								
<b>CORE</b>								
EXPENSE & EQUIPMENT								
DEPT OF TRANSPORT HWY SAFETY	3,280,978	0.00	3,198,076	0.00	3,198,075	0.00	0	0.00
TOTAL - EE	3,280,978	0.00	3,198,076	0.00	3,198,075	0.00	0	0.00
PROGRAM-SPECIFIC								
DEPT OF TRANSPORT HWY SAFETY	13,934,541	0.00	18,801,924	0.00	18,801,925	0.00	0	0.00
TOTAL - PD	13,934,541	0.00	18,801,924	0.00	18,801,925	0.00	0	0.00
<b>TOTAL</b>	<b>17,215,519</b>	<b>0.00</b>	<b>22,000,000</b>	<b>0.00</b>	<b>22,000,000</b>	<b>0.00</b>	<b>0</b>	<b>0.00</b>
<b>Travel Costs NDI - 1605028</b>								
EXPENSE & EQUIPMENT								
DEPT OF TRANSPORT HWY SAFETY	0	0.00	0	0.00	551	0.00	0	0.00
TOTAL - EE	0	0.00	0	0.00	551	0.00	0	0.00
<b>TOTAL</b>	<b>0</b>	<b>0.00</b>	<b>0</b>	<b>0.00</b>	<b>551</b>	<b>0.00</b>	<b>0</b>	<b>0.00</b>
<b>GRAND TOTAL</b>	<b>\$17,215,519</b>	<b>0.00</b>	<b>\$22,000,000</b>	<b>0.00</b>	<b>\$22,000,551</b>	<b>0.00</b>	<b>\$0</b>	<b>0.00</b>



**DECISION ITEM SUMMARY**

<b>Budget Unit</b>								
<b>Decision Item</b>	<b>FY 2022</b>	<b>FY 2022</b>	<b>FY 2023</b>	<b>FY 2023</b>	<b>FY 2024</b>	<b>FY 2024</b>	<b>*****</b>	<b>*****</b>
<b>Budget Object Summary</b>	<b>ACTUAL</b>	<b>ACTUAL</b>	<b>BUDGET</b>	<b>BUDGET</b>	<b>DEPT REQ</b>	<b>DEPT REQ</b>	<b>SECURED</b>	<b>SECURED</b>
<b>Fund</b>	<b>DOLLAR</b>	<b>FTE</b>	<b>DOLLAR</b>	<b>FTE</b>	<b>DOLLAR</b>	<b>FTE</b>	<b>COLUMN</b>	<b>COLUMN</b>
<b>MOTOR CARRIER SAFETY ASSIST</b>								
<b>CORE</b>								
EXPENSE & EQUIPMENT								
MCSAP DIV TRANSPORTATION-FED	87,788	0.00	460,725	0.00	460,725	0.00	0	0.00
TOTAL - EE	87,788	0.00	460,725	0.00	460,725	0.00	0	0.00
PROGRAM-SPECIFIC								
MCSAP DIV TRANSPORTATION-FED	1,822,906	0.00	5,039,275	0.00	5,039,275	0.00	0	0.00
TOTAL - PD	1,822,906	0.00	5,039,275	0.00	5,039,275	0.00	0	0.00
<b>TOTAL</b>	<b>1,910,694</b>	<b>0.00</b>	<b>5,500,000</b>	<b>0.00</b>	<b>5,500,000</b>	<b>0.00</b>	<b>0</b>	<b>0.00</b>
<b>Travel Costs NDI - 1605028</b>								
EXPENSE & EQUIPMENT								
MCSAP DIV TRANSPORTATION-FED	0	0.00	0	0.00	691	0.00	0	0.00
TOTAL - EE	0	0.00	0	0.00	691	0.00	0	0.00
<b>TOTAL</b>	<b>0</b>	<b>0.00</b>	<b>0</b>	<b>0.00</b>	<b>691</b>	<b>0.00</b>	<b>0</b>	<b>0.00</b>
<b>GRAND TOTAL</b>	<b>\$1,910,694</b>	<b>0.00</b>	<b>\$5,500,000</b>	<b>0.00</b>	<b>\$5,500,691</b>	<b>0.00</b>	<b>\$0</b>	<b>0.00</b>

DECISION ITEM SUMMARY

Budget Unit								
Decision Item	FY 2022	FY 2022	FY 2023	FY 2023	FY 2024	FY 2024	*****	*****
Budget Object Summary	ACTUAL	ACTUAL	BUDGET	BUDGET	DEPT REQ	DEPT REQ	SECURED	SECURED
Fund	DOLLAR	FTE	DOLLAR	FTE	DOLLAR	FTE	COLUMN	COLUMN
MOTOR CARRIER REFUNDS								
CORE								
PROGRAM-SPECIFIC								
STATE HWYS AND TRANS DEPT	20,964,003	0.00	26,000,000	0.00	26,000,000	0.00	0	0.00
TOTAL - PD	20,964,003	0.00	26,000,000	0.00	26,000,000	0.00	0	0.00
TOTAL	20,964,003	0.00	26,000,000	0.00	26,000,000	0.00	0	0.00
GRAND TOTAL	\$20,964,003	0.00	\$26,000,000	0.00	\$26,000,000	0.00	\$0	0.00

*This page left blank intentionally.*

**CORE DECISION ITEM****Department of Transportation****Budget Unit: Safety and Operations****Division: Safety and Operations****Core: Safety and Operations****HB Section: 4.450, 4.465****1. CORE FINANCIAL SUMMARY**

	FY 2024 Budget Request			
	GR	Federal	Other	Total
<b>PS</b>	0	453,870	163,862,677	164,316,547
<b>EE</b>	0	4,551,067	253,513,236	258,064,303
<b>PSD</b>	100,000,000	23,841,199	43,522,389	167,363,588
<b>TRF</b>	0	0	0	0
<b>Total</b>	<b>100,000,000</b>	<b>28,846,136</b>	<b>460,898,302</b>	<b>589,744,438</b>
<b>FTE</b>	<b>0.00</b>	<b>8.30</b>	<b>3,530.63</b>	<b>3,538.93</b>
<b>HB 4</b>	0	453,870	163,862,677	164,316,547
<b>HB 5</b>	0	35,266	12,732,130	12,767,396

*Note: Fringes budgeted in House Bill 5 except for certain fringes budgeted directly to MoDOT, Highway Patrol, and Conservation.*

Other Funds: State Road Fund (0320), Motorcycle Safety Trust Fund (0246)  
State Highways & Transportation Department Fund (0644)

	FY 2024 Governor's Recommendation			
	GR	Federal	Other	Total
<b>PS</b>	0	0	0	0
<b>EE</b>	0	0	0	0
<b>PSD</b>	0	0	0	0
	0	0	0	0
<b>Total</b>	<b>0</b>	<b>0</b>	<b>0</b>	<b>0</b>
<b>FTE</b>	<b>0.00</b>	<b>0.00</b>	<b>0.00</b>	<b>0.00</b>
<b>HB 4</b>	0	0	0	0
<b>HB 5</b>	0	0	0	0

*Note: Fringes budgeted in House Bill 5 except for certain fringes budgeted directly to MoDOT, Highway Patrol, and Conservation.*

Other Funds:

**2. CORE DESCRIPTION**

The appropriations for the safety and operations core represent funds used by the Missouri Department of Transportation (MoDOT) for maintenance of highways and bridges, for safe and efficient traffic operations on the highway system and to enforce safety regulations for businesses and individuals involved in commercial operations on public highways in and through Missouri. The appropriations also include funding for Highway Safety programs, Motor Carrier Safety Assistance programs, the Motorcycle Safety Training program, ferryboat operations and the distribution of refunds associated with motor carriers.

With existing funding constraints, the safety and operations appropriations provide the public with the safest transportation system possible through restoration and preservation of roadways and bridges. In addition, these appropriations provide for continual monitoring of safety issues to include prompt emergency response such as removal of snow and ice and responding to other disaster events, like flooding. Mowing, litter pick-up, intelligent transportation systems (ITS) maintenance and various other activities are supported by the appropriations. Also, this core request will ensure the safe and efficient movement of people and goods by funding roadway visibility items such as signing, striping and other traffic-control devices used throughout the state. The appropriations also support programs to improve the flow of traffic and relieve congestion.

**CORE DECISION ITEM****Department of Transportation****Budget Unit: Safety and Operations****Division: Safety and Operations****Core: Safety and Operations****HB Section: 4.450, 4.465****3. PROGRAM LISTING (list programs included in this core funding)**

- Upkeep and repair of roads, bridges, signs, signals, lighting, striping, right of way, rest areas and weigh stations, including the repair, maintenance and upkeep of tools and equipment used for such purposes
- Traffic activities
- Use of consumable inventory by maintenance organizations
- Law enforcement programs focusing on traffic safety problems
- Educational programs for law enforcement, judges, prosecutors and the public
- Traffic safety programs for motorcycle, school bus, pedestrian and bicycle safety
- Improving the collection of traffic records and data in the state
- Administering Motorcycle Safety Training Program
- Snow and ice removal
- Ferryboat operations
- Issuing oversize/overweight permits
- International Fuel Tax Agreement
- International Registration Plan
- Hazardous waste/Waste tire transporter
- Interstate Exempt/Intrastate Regulatory Authority
- Enforcement of safety regulations
- Issuing motor carrier highway fund refunds
- Issuing motor carrier motor fuel tax refunds
- Unified Carrier Registration
- Emergency response for disaster events
- ITS maintenance

The Department's request for fiscal year 2024 Safety and Operations budget by type and fund is as follows:

		<b>Core</b>	<b>Fund</b>
<b>PS</b>	Safety and Operations	\$163,862,677	State Road Fund
	Safety and Operations	\$453,870	Highway Safety - Federal Fund
		<b>\$164,316,547</b>	
<b>E&amp;E</b>	Safety and Operations	\$253,513,236	State Road Fund
	Motorcycle Safety Program	\$25,000	Motorcycle Safety Trust Fund
	Safety and Operations	\$55,884	Highway Safety - Federal Fund
	Safety and Operations Grants	\$4,034,458	Highway Safety - Federal Fund
	Motor Carrier Safety Asst. Grants	\$460,725	Motor Carrier - Federal Fund
		<b>\$258,089,303</b>	
<b>Programs</b>	Safety and Operations	\$17,297,389	State Road Fund
	Motorcycle Safety Program	\$225,000	Motorcycle Safety Trust Fund
	Motor Carrier Refunds	\$26,000,000	Highways & Transportation Department Fund
	Safety and Operations Grants	\$18,801,924	Highway Safety - Federal Fund
	Motor Carrier Safety Asst. Grants	\$5,039,275	Motor Carrier - Federal Fund
	Low Volume Routes	\$100,000,000	Highway Safety - Budget Stabilization Fund
		<b>\$167,363,588</b>	
		<b>\$589,769,438</b>	

## CORE DECISION ITEM

<b>Department of Transportation</b>	<b>Budget Unit: <u>Safety and Operations</u></b>
<b>Division: <u>Safety and Operations</u></b>	
<b>Core: <u>Safety and Operations</u></b>	<b>HB Section: <u>4.450, 4.465</u></b>

**4. FINANCIAL HISTORY**

	<b>FY 2020 Actual</b>	<b>FY 2021 Actual</b>	<b>FY 2022 Actual</b>	<b>FY 2023 Current Yr.</b>
Appropriation (All Funds)	433,317,033	432,905,438	450,516,908	589,744,438
Less Reverted (All Funds)	0	0	0	N/A
Less Restricted (All Funds)	0	0	0	N/A
Budget Authority (All Funds)	433,317,033	432,905,438	450,516,908	N/A
Actual Expenditures (All Funds)	381,888,615	366,333,403	414,637,023	N/A
Unexpended (All Funds)	51,428,418	66,572,035	35,879,885	N/A
Unexpended, by Fund:				
General Revenue	0	0	0	N/A
Federal	3,740,391	5,241,894	3,278,894	N/A
Other	47,688,027	61,330,141	32,600,991	N/A
	<b>(1)</b>	<b>(1)</b>	<b>(1)</b>	

\*Restricted amount is N/A

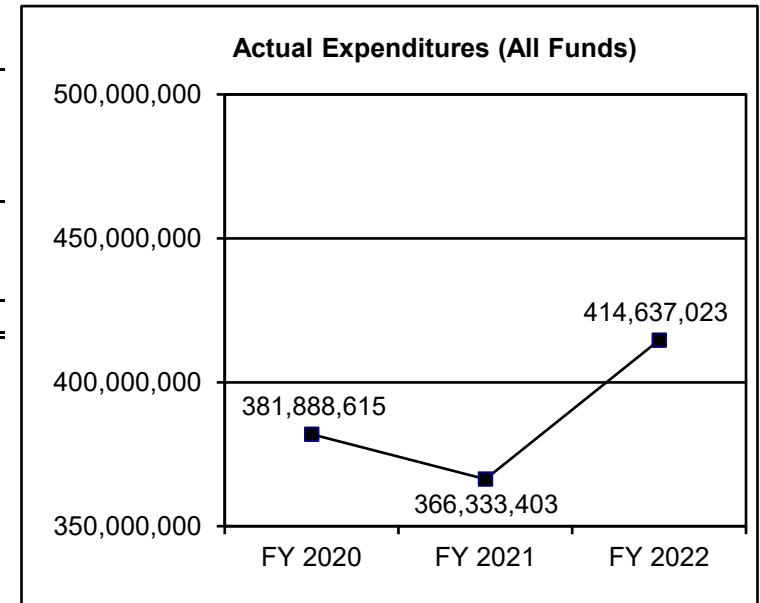
Reverted includes Governor's standard three percent reserve (when applicable).

Restricted includes any extraordinary expenditure restrictions (when applicable).

**NOTES:**

(1) The unexpended balance includes funds committed through purchase orders for items and services ordered, but not received by the end of the fiscal year. The following table breaks out these amounts by fiscal year.

	<b>FY2020</b>	<b>FY2021</b>	<b>FY2022</b>
<b>Purchase Orders</b>	\$12,801,559	\$15,934,542	\$3,868,993



## FLEXIBILITY REQUEST FORM

<b>BUDGET UNIT NUMBER:</b>	Multiple	<b>DEPARTMENT:</b>	Missouri Department of Transportation (MoDOT)
<b>BUDGET UNIT NAME:</b>	Multiple	<b>DIVISION:</b>	Department Wide
<b>HOUSE BILL SECTION:</b>	4.400, 4.405, 4.410, 4.415, 4.420, 4.425, 4.450, 4.460, 4.475		

**1. Provide the amount by fund of personal service flexibility and the amount by fund of expense and equipment flexibility you are requesting in dollar and percentage terms and explain why the flexibility is needed. If flexibility is being requested among divisions, provide the amount by fund of flexibility you are requesting in dollar and percentage terms and explain why the flexibility is needed.**

## DEPARTMENT REQUEST

The department is requesting 20 percent flexibility between personal services, fringe benefits and expense and equipment for fiscal year 2024. This flexibility allows MoDOT to provide services in the most efficient and reliable manner without artificially increasing appropriation authority.

**2. Estimate how much flexibility will be used for the budget year. How much flexibility was used in the Prior Year Budget and the Current Year Budget? Please specify the amount.**

PRIOR YEAR ACTUAL AMOUNT OF FLEXIBILITY USED	CURRENT YEAR ESTIMATED AMOUNT OF FLEXIBILITY THAT WILL BE USED	BUDGET REQUEST ESTIMATED AMOUNT OF FLEXIBILITY THAT WILL BE USED
In fiscal year 2022, MoDOT used \$7,000 of flexibility, or 7.0 percent, and \$375 of flexibility in the Multimodal Federal Fund, or 0.2 percent, from retirement to medical and life insurance.	The General Assembly approved 20 percent flexibility between all MoDOT personal services and expense and equipment appropriations in fiscal year 2023; however, the amount of flexibility that will be used is unknown.	The department is requesting 20 percent flexibility between personal services, fringe benefits and expense and equipment appropriations, as needed.

**3. Please explain how flexibility was used in the prior and/or current years.**

Prior Year Explain Actual Use	Current Year Explain Planned Use
The flexibility was used to pay for medical and life insurance fringe benefits for the remainder of the year.	N/A - Flexibility has not yet been used in the current year.

## FLEXIBILITY REQUEST FORM

<b>BUDGET UNIT NUMBER:</b> 60514C	<b>DEPARTMENT:</b> Missouri Department of Transportation (MoDOT)
<b>BUDGET UNIT NAME:</b> Safety and Operations	
<b>HOUSE BILL SECTION:</b> 4.450	<b>DIVISION:</b> Safety and Operations

**1. Provide the amount by fund of personal service flexibility and the amount by fund of expense and equipment flexibility you are requesting in dollar and percentage terms and explain why the flexibility is needed. If flexibility is being requested among divisions, provide the amount by fund of flexibility you are requesting in dollar and percentage terms and explain why the flexibility is needed.**

## DEPARTMENT REQUEST

The department is requesting 10 percent flexibility for fiscal year 2024 between Safety and Operations personal services and expense and equipment appropriations. This flexibility allows MoDOT to provide services in the most efficient and reliable manner without artificially increasing appropriation authority.

**2. Estimate how much flexibility will be used for the budget year. How much flexibility was used in the Prior Year Budget and the Current Year Budget? Please specify the amount.**

PRIOR YEAR ACTUAL AMOUNT OF FLEXIBILITY USED	CURRENT YEAR ESTIMATED AMOUNT OF FLEXIBILITY THAT WILL BE USED	BUDGET REQUEST ESTIMATED AMOUNT OF FLEXIBILITY THAT WILL BE USED
N/A - Flexibility was not used in the prior year.	The General Assembly approved 10 percent flexibility between Safety and Operations personal services and expense and equipment appropriations in fiscal year 2023; however, the amount of flexibility that will be used is unknown.	The department is requesting 10 percent flexibility between Safety and Operations personal services and expense and equipment appropriations, as needed.

**3. Please explain how flexibility was used in the prior and/or current years.**

Prior Year Explain Actual Use	Current Year Explain Planned Use
N/A - Flexibility was not used in the prior year.	N/A - Flexibility has not yet been used in the current year.



**FY 2024  
Flexibility Requests**

MISSOURI DEPARTMENT OF TRANSPORTATION (MoDOT)							
						FLEXIBILITY	
HB	APPROP	APPROP NAME	FUND	FUND	FY 23 APPROP AMT	FY 23 TAFP	FY 24 REQUESTED
4.400	7435	ADMINISTRATION PS-0320	0320	OTHER	\$21,146,543	20% (PS & E&E)	20% (PS, FB & E&E)
4.400	7436	ADMINISTRATION E&E-0320	0320	OTHER	\$6,359,448	20% (PS & E&E)	20% (PS, FB & E&E)
4.400	9168	ORGANIZATIONAL DUES-0320	0320	OTHER	\$70,000	20% (PS & E&E)	20% (PS, FB & E&E)
4.400	9169	ORGANIZATIONAL DUES-0126	0126	FED	\$5,000	20% (PS & E&E)	20% (PS, FB & E&E)
4.400	9170	ORGANIZATIONAL DUES-0659	0659	OTHER	\$5,000	20% (PS & E&E)	20% (PS, FB & E&E)
4.405	6428	RETIREMENT-0126	0126	FED	\$207,717	50% (FB)	20% (PS, FB & E&E), 50% (FB)
4.405	6429	RETIREMENT-0149	0149	FED	\$263,474	50% (FB)	20% (PS, FB & E&E), 50% (FB)
4.405	6430	RETIREMENT-0320	0320	OTHER	\$163,455,410	50% (FB)	20% (PS, FB & E&E), 50% (FB)
4.405	6431	RETIREMENT-0659	0659	OTHER	\$309,303	50% (FB)	20% (PS, FB & E&E), 50% (FB)
4.405	6432	RETIREMENT-0675	0675	OTHER	\$106,058	50% (FB)	20% (PS, FB & E&E), 50% (FB)
4.405	6433	RETIREMENT-0952	0952	OTHER	\$331,096	50% (FB)	20% (PS, FB & E&E), 50% (FB)
4.410	6434	MEDICAL LIFE EAP-0126	0126	FED	\$55,030	50% (FB)	20% (PS, FB & E&E), 50% (FB)
4.410	6435	MEDICAL LIFE EAP-0149	0149	FED	\$63,654	50% (FB)	20% (PS, FB & E&E), 50% (FB)
4.410	6436	MEDICAL LIFE EAP-0659	0659	OTHER	\$88,560	50% (FB)	20% (PS, FB & E&E), 50% (FB)
4.410	6437	MEDICAL LIFE EAP-0675	0675	OTHER	\$27,091	50% (FB)	20% (PS, FB & E&E), 50% (FB)
4.410	6438	MEDICAL LIFE EAP-0952	0952	OTHER	\$90,918	50% (FB)	20% (PS, FB & E&E), 50% (FB)
4.410	6439	MEDICAL LIFE EAP PS-0320	0320	OTHER	\$54,457,338	50% (FB)	20% (PS, FB & E&E), 50% (FB)

**FY 2024  
Flexibility Requests**

MISSOURI DEPARTMENT OF TRANSPORTATION (MoDOT)							
						FLEXIBILITY	
HB	APPROP	APPROP NAME	FUND	FUND	FY 23 APPROP AMT	FY 23 TAFP	FY 24 REQUESTED
4.410	6440	MEDICAL LIFE EAP E&E-0320	0320	OTHER	\$79,370	50% (FB)	20% (PS, FB & E&E), 50% (FB)
4.415	6441	RETIREE BENEFITS-0320	0320	OTHER	\$18,629,968	50% (FB)	20% (PS, FB & E&E), 50% (FB)
4.420	6442	WORKERS' COMPENSATION-0320	0320	OTHER	\$8,191,671	50% (FB)	20% (PS, FB & E&E), 50% (FB)
4.425	7440	PROGRAM DELIVERY PS-0320	0320	OTHER	\$81,754,475	20% (PS & E&E)	20% (PS, FB & E&E)
4.425	4402	PROGRAM DELIVERY E&E-0320	0320	OTHER	\$27,918,023	20% (PS & E&E)	20% (PS, FB & E&E)
4.450	6310	SAFETY AND OPERATIONS E&E-0149	0149	FED	\$55,384	20% (PS & E&E), 10% (PS & E&E)	20% (PS, FB & E&E), 10% (PS & E&E)
4.450	6311	SAFETY AND OPERATIONS E&E-0246	0246	OTHER	\$250,000	20% (PS & E&E), 10% (PS & E&E)	20% (PS, FB & E&E), 10% (PS & E&E)
4.450	4399	SAFETY AND OPERATIONS E&E-0320	0320	OTHER	\$253,488,236	20% (PS & E&E), 10% (PS & E&E)	20% (PS, FB & E&E), 10% (PS & E&E)
4.450	6309	SAFETY AND OPERATIONS PS-0149	0149	FED	\$453,870	20% (PS & E&E), 10% (PS & E&E)	20% (PS, FB & E&E), 10% (PS & E&E)
4.450	7445	SAFETY AND OPERATIONS PS-0320	0320	OTHER	\$163,862,677	20% (PS & E&E), 10% (PS & E&E)	20% (PS, FB & E&E), 10% (PS & E&E)
4.460	0118	FLEET FAC & INFO SYS E&E-0320	0320	OTHER	\$88,298,000	20% (PS & E&E), 10% (PS & E&E)	20% (PS, FB & E&E), 10% (PS & E&E)
4.460	7464	FLEET FAC & INFO SYS PS-0320	0320	OTHER	\$13,142,671	20% (PS & E&E), 10% (PS & E&E)	20% (PS, FB & E&E), 10% (PS & E&E)
4.475	8901	MULTIMODAL OPS ADMIN PS-0126	0126	FED	\$357,795	20% (PS & E&E), 10% (PS & E&E)	20% (PS, FB & E&E), 10% (PS & E&E)
4.475	8902	MULTIMODAL OPS ADMIN E&E-0126	0126	FED	\$269,600	20% (PS & E&E), 10% (PS & E&E)	20% (PS, FB & E&E), 10% (PS & E&E)
4.475	7468	MULTIMODAL OPS ADMIN PS-0320	0320	OTHER	\$534,921	20% (PS & E&E), 10% (PS & E&E)	20% (PS, FB & E&E), 10% (PS & E&E)
4.475	8904	MULTIMODAL OPS ADMIN E&E-0320	0320	OTHER	\$39,852	20% (PS & E&E), 10% (PS & E&E)	20% (PS, FB & E&E), 10% (PS & E&E)

**FY 2024  
Flexibility Requests**

MISSOURI DEPARTMENT OF TRANSPORTATION (MoDOT)							
						FLEXIBILITY	
HB	APPROP	APPROP NAME	FUND	FUND	FY 23 APPROP AMT	FY 23 TAFP	FY 24 REQUESTED
4.475	6174	MULTIMODAL OPS ADMIN PS-0659	0659	OTHER	\$532,827	20% (PS & E&E), 10% (PS & E&E)	20% (PS, FB & E&E), 10% (PS & E&E)
4.475	6175	MULTIMODAL OPS ADMIN E&E-0659	0659	OTHER	\$146,106	20% (PS & E&E), 10% (PS & E&E)	20% (PS, FB & E&E), 10% (PS & E&E)
4.475	9939	MULTIMODAL OPS ADMIN PS-0675	0675	OTHER	\$182,705	20% (PS & E&E), 10% (PS & E&E)	20% (PS, FB & E&E), 10% (PS & E&E)
4.475	2270	MULTIMODAL OPS ADMIN E&E-0675	0675	OTHER	\$26,220	20% (PS & E&E), 10% (PS & E&E)	20% (PS, FB & E&E), 10% (PS & E&E)
4.475	4660	MULTIMODAL OPS ADMIN PS-0952	0952	OTHER	\$570,370	20% (PS & E&E), 10% (PS & E&E)	20% (PS, FB & E&E), 10% (PS & E&E)
4.475	4661	MULTIMODAL OPS ADMIN E&E-0952	0952	OTHER	\$24,827	20% (PS & E&E), 10% (PS & E&E)	20% (PS, FB & E&E), 10% (PS & E&E)

---

**CORE RECONCILIATION**


---

**MO DEPT. OF TRANSPORTATION****SAFETY AND OPERATIONS**


---

**5. CORE RECONCILIATION**


---

	Budget Class	FTE	GR	Federal	Other	Total	Explanation
<b>TAFP AFTER VETOES</b>							
	PS	3,539.94	0	453,870	163,862,677	164,316,547	
	EE	0.00	0	55,384	236,215,847	236,271,231	
	PD	0.00	0	100,000,000	17,522,389	117,522,389	
	<b>Total</b>	<b>3,539.94</b>	<b>0</b>	<b>100,509,254</b>	<b>417,600,913</b>	<b>518,110,167</b>	
<b>DEPARTMENT CORE ADJUSTMENTS</b>							
Core Reallocation	[#552] PS	0.00	0	0	0	(0)	Job title reallocation based on current roster
<b>NET DEPARTMENT CHANGES</b>		<b>0.00</b>	<b>0</b>	<b>0</b>	<b>0</b>	<b>(0)</b>	
<b>DEPARTMENT CORE REQUEST</b>							
	PS	3,539.94	0	453,870	163,862,677	164,316,547	
	EE	0.00	0	55,384	236,215,847	236,271,231	
	PD	0.00	0	100,000,000	17,522,389	117,522,389	
	<b>Total</b>	<b>3,539.94</b>	<b>0</b>	<b>100,509,254</b>	<b>417,600,913</b>	<b>518,110,167</b>	
<b>GOVERNOR'S RECOMMENDED CORE</b>							
	PS	3,539.94	0	453,870	163,862,677	164,316,547	
	EE	0.00	0	55,384	236,215,847	236,271,231	
	PD	0.00	0	100,000,000	17,522,389	117,522,389	
	<b>Total</b>	<b>3,539.94</b>	<b>0</b>	<b>100,509,254</b>	<b>417,600,913</b>	<b>518,110,167</b>	

---

**CORE RECONCILIATION**


---

**MO DEPT. OF TRANSPORTATION**  
**SAFETY AND OPERATIONS GRANTS**


---



---

**5. CORE RECONCILIATION**


---

		<b>Budget Class</b>	<b>FTE</b>	<b>GR</b>	<b>Federal</b>	<b>Other</b>	<b>Total</b>	<b>Explanation</b>
<b>TAFP AFTER VETOES</b>								
		EE	0.00	0	3,198,076	0	3,198,076	
		PD	0.00	0	18,801,924	0	18,801,924	
		<b>Total</b>	<b>0.00</b>	<b>0</b>	<b>22,000,000</b>	<b>0</b>	<b>22,000,000</b>	
<b>DEPARTMENT CORE ADJUSTMENTS</b>								
Core Reallocation	[#454]	EE	0.00	0	(1)	0	(1)	Sobriety Checkpoint reallocation to Safety and Operations appropriation
Core Reallocation	[#454]	PD	0.00	0	1	0	1	Sobriety Checkpoint reallocation to Safety and Operations appropriation
<b>NET DEPARTMENT CHANGES</b>			<b>0.00</b>	<b>0</b>	<b>0</b>	<b>0</b>	<b>0</b>	
<b>DEPARTMENT CORE REQUEST</b>								
		EE	0.00	0	3,198,075	0	3,198,075	
		PD	0.00	0	18,801,925	0	18,801,925	
		<b>Total</b>	<b>0.00</b>	<b>0</b>	<b>22,000,000</b>	<b>0</b>	<b>22,000,000</b>	
<b>GOVERNOR'S RECOMMENDED CORE</b>								
		EE	0.00	0	3,198,075	0	3,198,075	
		PD	0.00	0	18,801,925	0	18,801,925	
		<b>Total</b>	<b>0.00</b>	<b>0</b>	<b>22,000,000</b>	<b>0</b>	<b>22,000,000</b>	

---

**CORE RECONCILIATION**


---

**MO DEPT. OF TRANSPORTATION**  
**MOTOR CARRIER SAFETY ASSIST**

---



---

**5. CORE RECONCILIATION**


---

	Budget Class	FTE	GR	Federal	Other	Total	Explanation
<b>TAFP AFTER VETOES</b>							
	EE	0.00	0	460,725	0	460,725	
	PD	0.00	0	5,039,275	0	5,039,275	
	<b>Total</b>	<b>0.00</b>	<b>0</b>	<b>5,500,000</b>	<b>0</b>	<b>5,500,000</b>	
<b>DEPARTMENT CORE REQUEST</b>							
	EE	0.00	0	460,725	0	460,725	
	PD	0.00	0	5,039,275	0	5,039,275	
	<b>Total</b>	<b>0.00</b>	<b>0</b>	<b>5,500,000</b>	<b>0</b>	<b>5,500,000</b>	
<b>GOVERNOR'S RECOMMENDED CORE</b>							
	EE	0.00	0	460,725	0	460,725	
	PD	0.00	0	5,039,275	0	5,039,275	
	<b>Total</b>	<b>0.00</b>	<b>0</b>	<b>5,500,000</b>	<b>0</b>	<b>5,500,000</b>	

---

**CORE RECONCILIATION**


---

**MO DEPT. OF TRANSPORTATION**


---

**MOTOR CARRIER REFUNDS**


---



---

**5. CORE RECONCILIATION**


---

	<b>Budget Class</b>	<b>FTE</b>	<b>GR</b>	<b>Federal</b>	<b>Other</b>	<b>Total</b>	<b>Explanation</b>
<b>TAFP AFTER VETOES</b>							
	PD	0.00	0	0	26,000,000	26,000,000	
	<b>Total</b>	<b>0.00</b>	<b>0</b>	<b>0</b>	<b>26,000,000</b>	<b>26,000,000</b>	
<b>DEPARTMENT CORE REQUEST</b>							
	PD	0.00	0	0	26,000,000	26,000,000	
	<b>Total</b>	<b>0.00</b>	<b>0</b>	<b>0</b>	<b>26,000,000</b>	<b>26,000,000</b>	
<b>GOVERNOR'S RECOMMENDED CORE</b>							
	PD	0.00	0	0	26,000,000	26,000,000	
	<b>Total</b>	<b>0.00</b>	<b>0</b>	<b>0</b>	<b>26,000,000</b>	<b>26,000,000</b>	

**DECISION ITEM DETAIL**

Budget Unit	FY 2022	FY 2022	FY 2023	FY 2023	FY 2024	FY 2024	*****	*****
Decision Item	ACTUAL	ACTUAL	BUDGET	BUDGET	DEPT REQ	DEPT REQ	SECURED	SECURED
Budget Object Class	DOLLAR	FTE	DOLLAR	FTE	DOLLAR	FTE	COLUMN	COLUMN
<b>SAFETY AND OPERATIONS</b>								
<b>CORE</b>								
MOTOR CARRIER AGENT	48,259	1.57	232,376	7.00	232,376	7.00	0	0.00
SR TRAFFIC SYSTEMS OPERATOR	37,819	1.04	3,758	0.00	40,133	1.00	0	0.00
INCIDENT MANAGEMENT COORDINATR	58,549	1.12	75,601	1.00	75,601	1.00	0	0.00
ADMINISTRATIVE TECHNICIAN	81,664	2.51	140,999	4.00	140,999	4.00	0	0.00
SR ADMINISTRATIVE TECHNICIAN	273,325	7.38	236,370	3.00	360,585	9.00	0	0.00
OFFICE ASSISTANT	5,412	0.22	42,788	2.00	0	0.00	0	0.00
SENIOR OFFICE ASSISTANT	86,452	2.79	176,537	5.05	176,537	5.05	0	0.00
EXECUTIVE ASSISTANT	96,315	2.62	133,137	3.00	133,137	3.00	0	0.00
SENIOR FINANCIAL SERVICES TECH	36,193	1.00	37,016	1.00	43,477	1.00	0	0.00
SENIOR GENERAL SERVICES TECHNI	39,491	1.00	84,360	2.00	84,360	2.00	0	0.00
RISK MANAGEMENT TECHNICIAN	25,631	0.81	32,509	1.00	33,072	1.00	0	0.00
SENIOR RISK MANAGEMENT TECHNIC	101,589	2.70	120,464	3.05	316,138	8.00	0	0.00
SR MOTOR CARRIER TECHNICIAN	36,058	1.00	37,828	1.00	40,318	1.00	0	0.00
BRIDGE MAINTENANCE SUPERINTEND	125,127	2.07	69,826	1.00	136,013	2.00	0	0.00
BR INSPECTION CREW SUPERVISOR	165,662	3.10	168,943	3.00	197,724	3.00	0	0.00
SR BR INSPECTION CREW MEMBER	0	0.00	79,353	1.00	0	0.00	0	0.00
INT BR INSPECTION CREW MEMBER	110,079	2.90	69,356	2.00	183,934	4.00	0	0.00
BRIDGE INSPECTION CREW MEMBER	114,249	3.24	81,657	2.00	85,155	2.00	0	0.00
BRIDGE INSPECTION CREW LEADER	145,995	3.11	97,967	2.00	160,906	3.00	0	0.00
MAINTENANCE CREW LEADER	18,365,999	449.36	19,488,687	424.50	20,696,300	424.50	0	0.00
MAINTENANCE TECHNICIAN	1,598	0.05	0	0.00	0	0.00	0	0.00
INTER MAINTENANCE TECHNICIAN	13,185	0.38	0	0.00	33,072	0.00	0	0.00
SENIOR MAINTENANCE TECHNICIAN	270,365	6.60	399,002	6.00	399,002	6.00	0	0.00
TRAFFIC SYSTEMS OPERATOR	1,062	0.03	144,136	4.00	0	0.00	0	0.00
TRAFFIC SYSTEMS SUPERVISOR	184,719	4.20	193,445	4.00	219,073	4.00	0	0.00
SENIOR OUTDOOR ADVERTISING TEC	4,395	0.13	45,833	1.00	0	0.00	0	0.00
SENIOR CUSTOMER SERVICE REP	431,574	12.27	539,768	12.00	539,768	13.00	0	0.00
ASSISTANT EQUIPMENT TECHNICIAN	25,759	0.83	166,420	5.00	0	0.00	0	0.00
CUSTOMER SERVICE REP	180,641	5.82	206,915	6.00	206,915	6.00	0	0.00
GENERAL LABORER	48,138	1.80	88,230	3.00	88,230	3.00	0	0.00
SENIOR MAINTENANCE WORKER-TPT	302,275	7.90	0	0.00	0	0.00	0	0.00
BRIDGE MAINTENANCE WORKER	848,970	25.55	1,446,209	40.00	1,446,209	40.00	0	0.00



## DECISION ITEM DETAIL

Budget Unit	FY 2022	FY 2022	FY 2023	FY 2023	FY 2024	FY 2024	*****	*****
Decision Item	ACTUAL	ACTUAL	BUDGET	BUDGET	DEPT REQ	DEPT REQ	SECURED	SECURED
Budget Object Class	DOLLAR	FTE	DOLLAR	FTE	DOLLAR	FTE	COLUMN	COLUMN
<b>SAFETY AND OPERATIONS</b>								
<b>CORE</b>								
BRIDGE MAINTENANCE CREW LEADER	717,034	16.73	744,579	16.00	859,343	16.00	0	0.00
URBAN TRAFFIC SUPERVISOR	180,769	3.10	189,337	3.00	199,367	3.00	0	0.00
EMERGENCY MT EQUIP OPERATOR-TPT	7,211	0.31	0	0.00	0	0.00	0	0.00
INT BRIDGE MAINTENANCE WORKER	650,935	17.81	664,667	12.00	895,314	19.00	0	0.00
SR BRIDGE MAINTENANCE WORKER	826,833	20.48	771,733	18.00	828,370	18.00	0	0.00
ASST BRIDGE MAINTENANCE SUPERV	168,910	3.87	46,608	1.00	226,937	4.00	0	0.00
BRIDGE MAINTENANCE SUPERVISOR	480,963	9.81	430,497	8.00	547,852	9.00	0	0.00
SENIOR TRAFFIC TECHNICIAN-NSS	0	0.00	89,316	2.00	0	0.00	0	0.00
MT WORKER-TPT	1,774	0.06	0	0.00	0	0.00	0	0.00
INT MOTOR CARRIER AGENT	231,039	6.97	287,783	8.00	287,783	8.00	0	0.00
INTERMEDIATE MT WORKER-TPT	270	0.01	0	0.00	0	0.00	0	0.00
SR MOTOR CARRIER AGENT	682,001	17.31	757,946	18.00	890,469	18.00	0	0.00
INTERMEDIATE MAINTENANCE WRKR	12,845,948	373.90	12,819,461	334.00	14,421,400	339.00	0	0.00
MAINT SUPERINTENDENT	2,610,888	47.86	2,806,689	42.00	2,900,358	44.00	0	0.00
MAINTENANCE WORKER	17,537,630	559.23	22,674,845	654.50	22,396,357	654.50	0	0.00
SENIOR MAINTENANCE WORKER	36,223,898	956.95	49,239,146	1,043.00	37,723,374	908.00	0	0.00
MAINTENANCE SUPERVISOR	9,182,112	189.56	9,246,025	172.00	10,112,234	172.00	0	0.00
ASST MAINTENANCE SUPERVISOR	3,258,960	73.45	4,116,093	72.00	3,917,824	72.00	0	0.00
MOTORIST ASSISTANCE OPERATOR	195,894	5.34	164,662	4.00	164,662	4.00	0	0.00
SR CONSTRUCTION TECHNICIAN	290	0.01	0	0.00	0	0.00	0	0.00
OUTDOOR ADVERTISING TECH	14,226	0.46	0	0.00	33,072	0.00	0	0.00
TRAFFIC TECHNICIAN	0	0.00	0	0.00	33,072	0.00	0	0.00
INTER TRAFFIC TECHNICIAN	58,878	1.73	77,835	2.00	77,835	2.00	0	0.00
SENIOR TRAFFIC TECHNICIAN	467,771	11.02	634,422	14.00	634,422	14.00	0	0.00
SR ENGINEERING TECH-TPT/SS	32,948	0.75	0	0.00	0	0.00	0	0.00
MAINTENANCE CREW LEADER-TPT	61,051	1.37	0	0.00	0	0.00	0	0.00
SR TR SIGNAL AND LIGHTING TECH	2,199,546	46.77	2,127,879	40.00	2,746,789	46.00	0	0.00
TRAFFIC SUPERVISOR	490,753	9.16	520,870	9.00	593,172	9.00	0	0.00
EQUIPMENT TECHNICIAN	288,243	8.02	472,009	9.00	513,286	9.00	0	0.00
INTERMEDIATE EQUIPMENT TECH	709,299	17.95	1,077,469	25.00	696,289	25.00	0	0.00
SENIOR EQUIPMENT TECHNICIAN	7,021,422	151.75	7,031,974	142.00	7,479,283	142.00	0	0.00
EQUIPMENT TECHNICIAN SUPERVISO	908,845	17.62	888,983	14.00	1,000,389	17.00	0	0.00

## DECISION ITEM DETAIL

Budget Unit	FY 2022	FY 2022	FY 2023	FY 2023	FY 2024	FY 2024	*****	*****
Decision Item	ACTUAL	ACTUAL	BUDGET	BUDGET	DEPT REQ	DEPT REQ	SECURED	SECURED
Budget Object Class	DOLLAR	FTE	DOLLAR	FTE	DOLLAR	FTE	COLUMN	COLUMN
<b>SAFETY AND OPERATIONS</b>								
<b>CORE</b>								
INT TR SIGNAL AND LIGHTING TEC	933,969	22.96	1,069,595	24.00	1,069,595	24.00	0	0.00
TR SIGNAL AND LIGHTING TECHNIC	623,905	17.51	1,116,966	28.00	554,964	28.00	0	0.00
TR SIGNAL&LIGHTING TECH - TPT	45,578	0.96	0	0.00	0	0.00	0	0.00
EQUIPMENT TECHNICIAN - TPT	59,197	1.32	0	0.00	0	0.00	0	0.00
INT TRAFFIC SPECIALIST-TPT	17,458	0.43	0	0.00	0	0.00	0	0.00
ADMINISTRATIVE TECHNICIAN-TPT	29,467	0.71	0	0.00	0	0.00	0	0.00
MCS SYSTEM & TRAINING ANALYST	227,002	5.22	185,180	4.00	234,053	4.00	0	0.00
TR COMMUNICATION SPECIALIST	0	0.00	49,745	1.00	0	0.00	0	0.00
SENIOR TRAFFIC SPECIALIST	833,650	17.29	1,139,273	21.00	823,560	21.00	0	0.00
MOTOR CARRIER COMPLIANCE SUPV	124,034	2.55	216,013	4.00	216,013	4.00	0	0.00
TRAFFIC SPECIALIST	350,714	8.01	333,632	4.00	480,493	9.00	0	0.00
TRAFFIC OPERATIONS SUPERVISOR	121,285	2.10	122,412	2.00	131,816	2.00	0	0.00
EMPLOYEE DEVELOPMENT SPECIALIS	40,911	1.03	0	0.00	46,811	1.00	0	0.00
OUTREACH COORDINATOR	0	0.00	93,112	1.00	0	0.00	0	0.00
INT INFO SYSTEMS TECHNOLOGIST	0	0.00	2,222	0.00	2,000	0.00	0	0.00
SPECIAL PROJECTS COORD	0	0.00	82,207	1.00	0	0.00	0	0.00
MC INVESTIGATIONS ADMINISTRATR	158,469	2.06	162,242	2.00	207,415	2.00	0	0.00
TRANSPORTATION PROGRAM MANAGEI	70,433	1.16	63,654	1.00	147,634	2.00	0	0.00
TRANSP ENFRMNT INVESTIGATOR	413,435	10.10	588,282	8.00	588,282	9.00	0	0.00
SR TRNS ENFRCEMNT INVESTIGATOR	571,346	12.28	803,136	16.00	803,136	16.00	0	0.00
TRANS ENFORCEMENT INVESTI SUPV	215,392	4.00	280,537	5.00	280,537	5.00	0	0.00
MC INVESTIGATIONS SPEC	172,043	3.12	175,957	3.00	187,012	3.00	0	0.00
HWY SAFETY PROG ADMINISTRATOR	71,687	1.00	75,211	1.00	92,596	1.00	0	0.00
DISTRICT SFTY & HLTH MGR	38,159	0.60	81,785	0.50	519,119	7.00	0	0.00
ASST MOTOR CARRIER SERV DIRECT	83,376	1.00	85,425	1.00	111,192	1.00	0	0.00
SR ADMIN PROFESSIONAL-TPT	81,906	1.41	27,723	0.50	0	0.00	0	0.00
OUTDOOR ADVERT PERMIT SPEC	27,174	0.63	179,287	4.00	179,287	4.00	0	0.00
SR OUTDOOR ADVERTISING PERM SP	183,705	4.13	255,966	5.00	255,966	5.00	0	0.00
MOTOR CARRIER PROJECT MANAGER	111,302	1.80	193,052	3.00	193,052	3.00	0	0.00
COMMRCIAL MTR VEHICLE PROG MGR	60,687	1.00	66,822	1.00	66,822	1.00	0	0.00
EMERGENCY MANAGEMENT LIAISON	0	0.00	79,954	1.00	0	0.00	0	0.00
ASST TO STATE HWY SFTY TRF ENG	83,518	1.01	85,425	1.00	111,192	1.00	0	0.00

## DECISION ITEM DETAIL

Budget Unit	FY 2022	FY 2022	FY 2023	FY 2023	FY 2024	FY 2024	*****	*****
Decision Item	ACTUAL	ACTUAL	BUDGET	BUDGET	DEPT REQ	DEPT REQ	SECURED	SECURED
Budget Object Class	DOLLAR	FTE	DOLLAR	FTE	DOLLAR	FTE	COLUMN	COLUMN
<b>SAFETY AND OPERATIONS</b>								
<b>CORE</b>								
MAINT MGT SYSTEM ADMINISTRATOR	71,783	1.00	0	0.00	82,675	1.00	0	0.00
EMERGENCY MANAGEMT COORDINATO	70,560	1.02	0	0.00	92,596	1.00	0	0.00
STATE SAFETY COORDINATOR	70,380	1.00	0	0.00	92,596	1.00	0	0.00
SYSTEM MANAGEMENT SPECIALIST	82	0.00	155,172	1.00	0	0.00	0	0.00
RISK MANAGEMENT SPECIALIST	43,688	1.00	52,730	1.00	52,730	1.00	0	0.00
OUTDOOR ADVERTISING MANAGER	60,737	1.00	70,240	1.00	73,817	1.00	0	0.00
ASSISTANT MAINTENANCE LIAISON	193,516	3.12	236,410	0.00	236,410	3.00	0	0.00
MAINTENANCE LIAISON	148,164	2.07	157,711	0.00	185,192	2.00	0	0.00
INTERMEDIATE SAFETY OFFICER	60,092	1.31	0	0.00	178,200	3.00	0	0.00
SENIOR SAFETY OFFICER	166,247	3.07	225,498	2.95	645,032	10.00	0	0.00
OUTDOOR ADVERTISING SPECIALIST	53,752	1.06	53,155	1.00	60,133	1.00	0	0.00
INT COMMUNICATIONS SPECIALIST	30,250	0.63	0	0.00	50,289	1.00	0	0.00
EMERGENCY MGMNT SPECIALIST	7,250	0.18	0	0.00	0	0.00	0	0.00
INT EMERGENCY MGMNT SPECIALIST	10,064	0.23	0	0.00	0	0.00	0	0.00
SR EMERGENCY MGMNT SPECIALIST	61,429	1.22	0	0.00	108,714	2.00	0	0.00
TRAFFICE INCIDENT MANAGER	66,553	1.00	0	0.00	70,084	1.00	0	0.00
INTER MAINT OPERATIONS SPCLST	61,105	1.28	0	0.00	105,812	2.00	0	0.00
SENIOR MAINT OPERATIONS SPCLST	170,160	3.10	176,529	0.00	181,529	3.00	0	0.00
INTER SYSTEM MANAGEMENT SPECIA	175,577	3.63	819	0.00	204,977	4.00	0	0.00
SAFETY OFFICER	0	0.00	11,912	0.25	0	0.00	0	0.00
INT HUMAN RESOURCES SPECLST	1,815	0.04	0	0.00	0	0.00	0	0.00
HIGHWAY SAFETY PROGRAM MANAGEF	43,181	0.71	0	0.00	73,817	1.00	0	0.00
CLAIMS ADMINISTRATION MGR	70,488	1.17	64,522	1.00	73,817	1.00	0	0.00
ROADSIDE MANAGER	237,723	4.93	281,256	5.00	283,919	5.00	0	0.00
SR RISK MGMT SPECIALIST	76,089	1.50	112,520	2.00	112,520	2.00	0	0.00
INFO SYSTEMS TECHNOLOGIST	0	0.00	42,244	1.00	0	0.00	0	0.00
SR INFO SYSTEMS TECHNOLOGIST	52,560	1.00	55,314	1.00	60,133	1.00	0	0.00
SR SYSTEM MANAGEMENT SPECIALIS	436,316	8.33	606,903	11.30	549,894	9.30	0	0.00
ASST TO CSOO - SAFETY & EM MGT	83,472	1.02	87,468	1.00	111,192	1.00	0	0.00
ASST TO CAO - HEALTH&WELLNESS	41,688	0.50	43,315	0.50	0	0.00	0	0.00
SR ROADSIDE MANAGEMENT SPECIAL	121,684	2.06	135,199	2.00	135,199	2.00	0	0.00
INTER RISK MGT SPECIALIST	22,842	0.50	0	0.00	0	0.00	0	0.00

## DECISION ITEM DETAIL

Budget Unit	FY 2022	FY 2022	FY 2023	FY 2023	FY 2024	FY 2024	*****	*****
Decision Item	ACTUAL	ACTUAL	BUDGET	BUDGET	DEPT REQ	DEPT REQ	SECURED	SECURED
Budget Object Class	DOLLAR	FTE	DOLLAR	FTE	DOLLAR	FTE	COLUMN	COLUMN
<b>SAFETY AND OPERATIONS</b>								
<b>CORE</b>								
SPRVING BRIDGE INSPECTION EN	0	0.00	90,914	1.00	0	0.00	0	0.00
TRAFFIC LIAISON ENGINEER	146,036	1.92	158,632	2.00	185,192	2.00	0	0.00
INTERM PAVEMENT SPECIALIST	2,161	0.04	0	0.00	0	0.00	0	0.00
PAVEMENT SPECIALIST	47,222	1.05	0	0.00	58,242	1.00	0	0.00
SENIOR PAVEMENT SPECIALIST	230,225	3.89	381,482	6.00	381,482	6.00	0	0.00
TRAFFIC CENTER MANAGER	0	0.00	3,783	0.00	0	0.00	0	0.00
TRAFFIC MNGMNT & OPERATION ENG	137,079	2.01	144,903	2.00	165,350	2.00	0	0.00
TRAFFIC STUDIES SPECIALIST-NSS	0	0.00	161,628	3.00	161,628	3.00	0	0.00
SR TRAFFIC STUDIES SPECIAL-NSS	193,343	3.15	186,415	1.00	205,973	3.00	0	0.00
TRAFFIC SAFETY ENGINEER	54,077	0.83	76,267	1.00	82,675	1.00	0	0.00
INT TRAFFIC STUDIES SPEC-NSS	88,860	1.63	0	0.00	62,902	1.00	0	0.00
BRIDGE INSPECTOR	187,584	3.29	382,775	6.00	203,802	6.00	0	0.00
ASST DISTRICT BRIDGE ENGINEER	247,109	3.81	345,726	3.01	345,726	3.01	0	0.00
DISTRICT MAINTENANCE ENGINEER	413,432	5.18	457,716	5.00	518,538	5.00	0	0.00
ASST DIST MAINTENANCE ENGINEER	242,142	3.67	246,358	3.00	248,025	3.00	0	0.00
ASST DIST MAINT & TRAFF ENGINE	69,191	1.02	163,064	2.00	163,064	2.00	0	0.00
DISTRICT MAINT & TRAFFIC ENGIN	170,288	2.01	181,575	2.00	207,415	2.00	0	0.00
ASSISTANT TO THE RESIDENT ENGI	207	0.00	0	0.00	0	0.00	0	0.00
STATEWIDE INCIDENT RESPONSE CO	14,838	0.21	76,631	1.00	0	0.00	0	0.00
SR ENGNRING PROFESS-TPT/SSPD	96,441	1.44	0	0.00	0	0.00	0	0.00
MAINTENANCE ENGINEERING SPCLST	157,505	3.40	249,463	3.00	249,463	3.00	0	0.00
INTER MAINT ENGINEERING SPCLST	82,362	1.76	61,886	1.00	125,804	2.00	0	0.00
SENIOR MAINT ENGINEERING SPECI	126,207	2.04	200,923	3.00	200,923	3.00	0	0.00
SR ENGINEERING PROFESSNL-TPT	55,640	0.87	0	0.00	0	0.00	0	0.00
INTERMEDIATE BRIDGE INSPECTOR	4,402	0.08	0	0.00	0	0.00	0	0.00
ASSISTANT TRAFFIC LIAISON ENG	58,242	0.80	0	0.00	79,238	1.00	0	0.00
AREA ENGINEER	1,459,520	19.32	1,712,065	21.00	1,857,948	21.00	0	0.00
DISTRICT TRAFFIC ENGINEER	401,937	5.01	445,477	5.00	518,538	5.00	0	0.00
DISTRICT BRIDGE ENGINEER	541,119	7.12	571,680	7.00	739,597	7.00	0	0.00
INT TR STUDIES SPECIALIST	269,597	4.99	478,881	6.00	478,881	6.00	0	0.00
INTER CONST INSPECTOR	0	0.00	59,510	1.00	0	0.00	0	0.00
TRAFFIC OPERATIONS ENGINEER	514,016	7.23	637,950	8.00	663,662	8.00	0	0.00

## DECISION ITEM DETAIL

Budget Unit	FY 2022	FY 2022	FY 2023	FY 2023	FY 2024	FY 2024	*****	*****
Decision Item	ACTUAL	ACTUAL	BUDGET	BUDGET	DEPT REQ	DEPT REQ	SECURED	SECURED
Budget Object Class	DOLLAR	FTE	DOLLAR	FTE	DOLLAR	FTE	COLUMN	COLUMN
<b>SAFETY AND OPERATIONS</b>								
<b>CORE</b>								
SENIOR TRAFFIC STUDIES SPECIAL	1,177,474	19.45	1,557,490	23.00	1,360,585	23.00	0	0.00
DISTRICT UTILITIES ENGINEER	52,764	0.80	70,202	1.00	79,238	1.00	0	0.00
MAINTENANCE LIAISON ENGINEER	187,651	2.32	368,333	4.00	196,304	4.00	0	0.00
HIGHWAY DESIGNER	0	0.00	142,813	0.00	0	0.00	0	0.00
SR CONSTRUCTION INSPECTOR	61,601	1.11	122,953	0.00	122,953	1.00	0	0.00
SIGN & MARKING ENGINEER	0	0.00	75,211	1.00	0	0.00	0	0.00
TRAFFIC STUDIES SPECIALIST	476,095	9.71	1,029,715	21.00	645,939	21.00	0	0.00
BRIDGE INSPECTION ENGINEER	83,376	1.00	87,488	1.00	92,596	1.00	0	0.00
BRIDGE INSPECTION INTERN	7,220	0.22	0	0.00	0	0.00	0	0.00
TR SIGNAL AND LIGHTING INTERN	3,285	0.14	0	0.00	0	0.00	0	0.00
TEMP ENGINEERING PROFESSIONAL	30,584	0.46	0	0.00	0	0.00	0	0.00
TEMP ENGINEERING MANAGER	10,420	0.17	0	0.00	0	0.00	0	0.00
ADMIN PROFESSIONAL - TPT	29,087	0.47	0	0.00	125,259	4.00	0	0.00
ADMINISTRATIVE TECHNICIAN-TPT	12,009	0.27	0	0.00	89,379	4.00	0	0.00
EMERGENCY MT EQUIP OPERATOR-TPT	8,255	0.33	0	0.00	0	0.00	0	0.00
EMERGENCY MAINTNCE LABORER-TPT	1,022	0.06	0	0.00	0	0.00	0	0.00
ENGINEERING PROFESSIONAL - TPT	15,699	0.22	0	0.00	75,598	2.00	0	0.00
ENGINEERING PROF - TPT/SSPD	33,451	0.47	0	0.00	0	0.00	0	0.00
ENGINEERING TECHNICIAN-TPT/SS	13,630	0.29	0	0.00	0	0.00	0	0.00
EQUIPMENT TECHNICIAN - TPT	21,352	0.43	0	0.00	104,103	4.00	0	0.00
MAINTENANCE WORKER - TPT	159,340	3.86	0	0.00	740,492	34.00	0	0.00
MAINTENANCE CREW LEADER-TPT	22,616	0.44	0	0.00	126,664	5.00	0	0.00
TR SIGNAL&LIGHTING TECH - TPT	11,955	0.23	0	0.00	80,326	3.00	0	0.00
TRAFFIC SPECIALIST - TPT	5,499	0.13	0	0.00	22,204	1.00	0	0.00
CHIEF SAFETY & OPERATIONS OFCR	138,262	1.00	145,079	1.00	147,646	1.00	0	0.00
PRE-COLLEGE FIELD INTERN	4,242	0.19	0	0.00	0	0.00	0	0.00
MOTOR CARRIER SERVICES DIRECTR	113,108	1.00	118,685	1.00	121,421	1.00	0	0.00
STATE MAINTENANCE ENGINEER	113,108	1.00	118,685	1.00	121,421	1.00	0	0.00
EQUIPMENT TECHNICIAN INTERN	6,115	0.24	0	0.00	16,723	1.00	0	0.00
MAINTENANCE INTERN	21,794	0.62	0	0.00	22,506	1.00	0	0.00
COMMUNICATIONS INTERN	2,489	0.07	0	0.00	17,555	1.00	0	0.00
SAFETY INTERN	9,157	0.28	0	0.00	35,110	2.00	0	0.00

## DECISION ITEM DETAIL

Budget Unit	FY 2022	FY 2022	FY 2023	FY 2023	FY 2024	FY 2024	*****	*****
Decision Item	ACTUAL	ACTUAL	BUDGET	BUDGET	DEPT REQ	DEPT REQ	SECURED	SECURED
Budget Object Class	DOLLAR	FTE	DOLLAR	FTE	DOLLAR	FTE	COLUMN	COLUMN
<b>SAFETY AND OPERATIONS</b>								
<b>CORE</b>								
TRAFFIC INTERN	62,852	1.88	0	0.00	124,416	6.00	0	0.00
ROADSIDE MANAGEMENT INTERN	2,933	0.09	0	0.00	17,555	1.00	0	0.00
PROJECT DIRECTOR	57,162	0.79	0	0.00	92,596	1.00	0	0.00
SEASONAL MAINTENANCE WORKER	13,495	0.49	181,454	4.83	0	0.58	0	0.00
EMERGENCY MAINTENANCE LABORR	585	0.03	0	0.00	19,292	0.00	0	0.00
EMERGENCY MAINT EQUIP OPERAT	339,844	14.85	0	0.00	4,321,066	0.00	0	0.00
STATE HWY SAFETY & TRAFFIC ENGR	113,108	1.00	118,685	1.00	121,421	1.00	0	0.00
DESIGN INTERN	6,067	0.18	0	0.00	0	0.00	0	0.00
BRIDGE INTERN	8,289	0.24	0	0.00	0	0.00	0	0.00
<b>TOTAL - PS</b>	<b>138,229,716</b>	<b>3,452.83</b>	<b>164,316,547</b>	<b>3,539.94</b>	<b>164,316,547</b>	<b>3,539.94</b>	<b>0</b>	<b>0.00</b>
TRAVEL, IN-STATE	569,181	0.00	1,947,092	0.00	1,947,092	0.00	0	0.00
TRAVEL, OUT-OF-STATE	64,988	0.00	120,131	0.00	120,131	0.00	0	0.00
FUEL & UTILITIES	6,645,179	0.00	7,334,486	0.00	7,334,486	0.00	0	0.00
SUPPLIES	154,453,494	0.00	147,902,396	0.00	147,900,396	0.00	0	0.00
PROFESSIONAL DEVELOPMENT	547,985	0.00	820,727	0.00	820,727	0.00	0	0.00
COMMUNICATION SERV & SUPP	2,660,518	0.00	2,094,987	0.00	2,098,987	0.00	0	0.00
PROFESSIONAL SERVICES	10,442,772	0.00	20,948,841	0.00	20,946,841	0.00	0	0.00
HOUSEKEEPING & JANITORIAL SERV	8,635,285	0.00	7,708,217	0.00	7,708,217	0.00	0	0.00
M&R SERVICES	4,426,227	0.00	4,175,182	0.00	4,175,182	0.00	0	0.00
COMPUTER EQUIPMENT	28,471	0.00	630,449	0.00	630,449	0.00	0	0.00
MOTORIZED EQUIPMENT	171,389	0.00	613,188	0.00	613,188	0.00	0	0.00
OFFICE EQUIPMENT	63,312	0.00	143,014	0.00	143,014	0.00	0	0.00
OTHER EQUIPMENT	16,752,692	0.00	10,308,472	0.00	10,308,472	0.00	0	0.00
PROPERTY & IMPROVEMENTS	20,295,409	0.00	11,661,215	0.00	11,661,215	0.00	0	0.00
BUILDING LEASE PAYMENTS	14,430	0.00	20,297	0.00	20,297	0.00	0	0.00
EQUIPMENT RENTALS & LEASES	2,636,183	0.00	5,042,490	0.00	5,042,490	0.00	0	0.00
MISCELLANEOUS EXPENSES	6,353,188	0.00	14,800,047	0.00	14,800,047	0.00	0	0.00
<b>TOTAL - EE</b>	<b>234,760,703</b>	<b>0.00</b>	<b>236,271,231</b>	<b>0.00</b>	<b>236,271,231</b>	<b>0.00</b>	<b>0</b>	<b>0.00</b>
PROGRAM DISTRIBUTIONS	942,763	0.00	116,402,760	0.00	116,402,760	0.00	0	0.00
DEBT SERVICE	0	0.00	15,410	0.00	15,410	0.00	0	0.00

**DECISION ITEM DETAIL**

Budget Unit	FY 2022	FY 2022	FY 2023	FY 2023	FY 2024	FY 2024	*****	*****
Decision Item	ACTUAL	ACTUAL	BUDGET	BUDGET	DEPT REQ	DEPT REQ	SECURED	SECURED
Budget Object Class	DOLLAR	FTE	DOLLAR	FTE	DOLLAR	FTE	COLUMN	COLUMN
<b>SAFETY AND OPERATIONS</b>								
<b>CORE</b>								
REFUNDS	613,625	0.00	1,104,219	0.00	1,104,219	0.00	0	0.00
<b>TOTAL - PD</b>	<b>1,556,388</b>	<b>0.00</b>	<b>117,522,389</b>	<b>0.00</b>	<b>117,522,389</b>	<b>0.00</b>	<b>0</b>	<b>0.00</b>
<b>GRAND TOTAL</b>	<b>\$374,546,807</b>	<b>3,452.83</b>	<b>\$518,110,167</b>	<b>3,539.94</b>	<b>\$518,110,167</b>	<b>3,539.94</b>	<b>\$0</b>	<b>0.00</b>
GENERAL REVENUE	\$0	0.00	\$0	0.00	\$0	0.00		0.00
FEDERAL FUNDS	\$375,700	6.76	\$100,509,254	8.30	\$100,509,254	8.30		0.00
OTHER FUNDS	\$374,171,107	3,446.07	\$417,600,913	3,531.64	\$417,600,913	3,531.64		0.00

**DECISION ITEM DETAIL**

Budget Unit	FY 2022	FY 2022	FY 2023	FY 2023	FY 2024	FY 2024	*****	*****
Decision Item	ACTUAL	ACTUAL	BUDGET	BUDGET	DEPT REQ	DEPT REQ	SECURED	SECURED
Budget Object Class	DOLLAR	FTE	DOLLAR	FTE	DOLLAR	FTE	COLUMN	COLUMN
<b>SAFETY AND OPERATIONS GRANTS</b>								
<b>CORE</b>								
TRAVEL, IN-STATE	9,124	0.00	9,931	0.00	9,931	0.00	0	0.00
TRAVEL, OUT-OF-STATE	7,347	0.00	4,913	0.00	4,913	0.00	0	0.00
SUPPLIES	209,605	0.00	393,603	0.00	393,603	0.00	0	0.00
PROFESSIONAL DEVELOPMENT	19,132	0.00	16,869	0.00	16,869	0.00	0	0.00
COMMUNICATION SERV & SUPP	0	0.00	11,000	0.00	11,000	0.00	0	0.00
PROFESSIONAL SERVICES	3,028,882	0.00	2,562,290	0.00	2,562,290	0.00	0	0.00
M&R SERVICES	6,888	0.00	125,001	0.00	125,001	0.00	0	0.00
COMPUTER EQUIPMENT	0	0.00	1	0.00	1	0.00	0	0.00
OTHER EQUIPMENT	0	0.00	50,000	0.00	50,000	0.00	0	0.00
BUILDING LEASE PAYMENTS	0	0.00	7,000	0.00	7,000	0.00	0	0.00
EQUIPMENT RENTALS & LEASES	0	0.00	600	0.00	600	0.00	0	0.00
MISCELLANEOUS EXPENSES	0	0.00	16,868	0.00	16,867	0.00	0	0.00
<b>TOTAL - EE</b>	<b>3,280,978</b>	<b>0.00</b>	<b>3,198,076</b>	<b>0.00</b>	<b>3,198,075</b>	<b>0.00</b>	<b>0</b>	<b>0.00</b>
PROGRAM DISTRIBUTIONS	13,934,541	0.00	18,796,923	0.00	18,796,924	0.00	0	0.00
REFUNDS	0	0.00	5,001	0.00	5,001	0.00	0	0.00
<b>TOTAL - PD</b>	<b>13,934,541</b>	<b>0.00</b>	<b>18,801,924</b>	<b>0.00</b>	<b>18,801,925</b>	<b>0.00</b>	<b>0</b>	<b>0.00</b>
<b>GRAND TOTAL</b>	<b>\$17,215,519</b>	<b>0.00</b>	<b>\$22,000,000</b>	<b>0.00</b>	<b>\$22,000,000</b>	<b>0.00</b>	<b>\$0</b>	<b>0.00</b>
<b>GENERAL REVENUE</b>	<b>\$0</b>	<b>0.00</b>	<b>\$0</b>	<b>0.00</b>	<b>\$0</b>	<b>0.00</b>		<b>0.00</b>
<b>FEDERAL FUNDS</b>	<b>\$17,215,519</b>	<b>0.00</b>	<b>\$22,000,000</b>	<b>0.00</b>	<b>\$22,000,000</b>	<b>0.00</b>		<b>0.00</b>
<b>OTHER FUNDS</b>	<b>\$0</b>	<b>0.00</b>	<b>\$0</b>	<b>0.00</b>	<b>\$0</b>	<b>0.00</b>		<b>0.00</b>



## DECISION ITEM DETAIL

Budget Unit	FY 2022	FY 2022	FY 2023	FY 2023	FY 2024	FY 2024	*****	*****
Decision Item	ACTUAL	ACTUAL	BUDGET	BUDGET	DEPT REQ	DEPT REQ	SECURED	SECURED
Budget Object Class	DOLLAR	FTE	DOLLAR	FTE	DOLLAR	FTE	COLUMN	COLUMN
<b>MOTOR CARRIER SAFETY ASSIST</b>								
<b>CORE</b>								
TRAVEL, IN-STATE	656	0.00	2,125	0.00	2,125	0.00	0	0.00
TRAVEL, OUT-OF-STATE	0	0.00	2,800	0.00	2,800	0.00	0	0.00
SUPPLIES	0	0.00	1,999	0.00	1,999	0.00	0	0.00
PROFESSIONAL DEVELOPMENT	12,942	0.00	17,500	0.00	17,500	0.00	0	0.00
COMMUNICATION SERV & SUPP	403	0.00	1,000	0.00	1,000	0.00	0	0.00
PROFESSIONAL SERVICES	73,607	0.00	434,300	0.00	434,300	0.00	0	0.00
MISCELLANEOUS EXPENSES	180	0.00	1,001	0.00	1,001	0.00	0	0.00
<b>TOTAL - EE</b>	<b>87,788</b>	<b>0.00</b>	<b>460,725</b>	<b>0.00</b>	<b>460,725</b>	<b>0.00</b>	<b>0</b>	<b>0.00</b>
PROGRAM DISTRIBUTIONS	1,822,906	0.00	5,038,275	0.00	5,038,275	0.00	0	0.00
REFUNDS	0	0.00	1,000	0.00	1,000	0.00	0	0.00
<b>TOTAL - PD</b>	<b>1,822,906</b>	<b>0.00</b>	<b>5,039,275</b>	<b>0.00</b>	<b>5,039,275</b>	<b>0.00</b>	<b>0</b>	<b>0.00</b>
<b>GRAND TOTAL</b>	<b>\$1,910,694</b>	<b>0.00</b>	<b>\$5,500,000</b>	<b>0.00</b>	<b>\$5,500,000</b>	<b>0.00</b>	<b>\$0</b>	<b>0.00</b>
<b>GENERAL REVENUE</b>	<b>\$0</b>	<b>0.00</b>	<b>\$0</b>	<b>0.00</b>	<b>\$0</b>	<b>0.00</b>		<b>0.00</b>
<b>FEDERAL FUNDS</b>	<b>\$1,910,694</b>	<b>0.00</b>	<b>\$5,500,000</b>	<b>0.00</b>	<b>\$5,500,000</b>	<b>0.00</b>		<b>0.00</b>
<b>OTHER FUNDS</b>	<b>\$0</b>	<b>0.00</b>	<b>\$0</b>	<b>0.00</b>	<b>\$0</b>	<b>0.00</b>		<b>0.00</b>

**DECISION ITEM DETAIL**

Budget Unit	FY 2022	FY 2022	FY 2023	FY 2023	FY 2024	FY 2024	*****	*****
Decision Item	ACTUAL	ACTUAL	BUDGET	BUDGET	DEPT REQ	DEPT REQ	SECURED	SECURED
Budget Object Class	DOLLAR	FTE	DOLLAR	FTE	DOLLAR	FTE	COLUMN	COLUMN
<b>MOTOR CARRIER REFUNDS</b>								
<b>CORE</b>								
REFUNDS	20,964,003	0.00	26,000,000	0.00	26,000,000	0.00	0	0.00
<b>TOTAL - PD</b>	<b>20,964,003</b>	<b>0.00</b>	<b>26,000,000</b>	<b>0.00</b>	<b>26,000,000</b>	<b>0.00</b>	<b>0</b>	<b>0.00</b>
<b>GRAND TOTAL</b>	<b>\$20,964,003</b>	<b>0.00</b>	<b>\$26,000,000</b>	<b>0.00</b>	<b>\$26,000,000</b>	<b>0.00</b>	<b>\$0</b>	<b>0.00</b>
GENERAL REVENUE	\$0	0.00	\$0	0.00	\$0	0.00		0.00
FEDERAL FUNDS	\$0	0.00	\$0	0.00	\$0	0.00		0.00
OTHER FUNDS	\$20,964,003	0.00	\$26,000,000	0.00	\$26,000,000	0.00		0.00

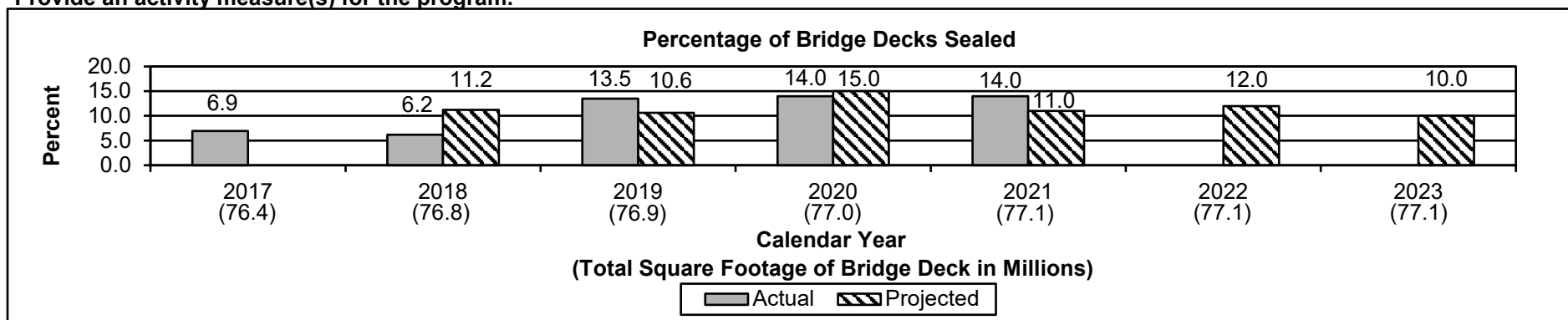
PROGRAM DESCRIPTION	
<b>Department of Transportation</b>	<b>HB Section: <u>4.450, 4.465</u></b>
<b>Program Name: <u>Safety and Operations</u></b>	
<b>Program is found in the following core budget(s): <u>Safety and Operations</u></b>	
<p><b>1a. What strategic priority does this program address?</b></p> <p>Stability - managing our assets, stabilizing resources and engaging our workforce and building a prosperous economy for all Missourians</p> <p>Service - providing outstanding customer service, delivering efficient and innovative transportation projects and operating a reliable transportation system</p> <p>Safety - moving Missourians safely</p> <p><b>1b. What does this program do?</b></p> <p>This program funds the maintenance of highways and bridges, for safe and efficient traffic operations on the highway system and to enforce safety regulations for businesses and individuals involved in commercial operations on public highways in and through Missouri. The following are examples of activities related to Safety and Operations:</p> <ul style="list-style-type: none"> <li>● Maintenance, restoration and preservation of highways and bridges</li> <li>● Snow and ice removal</li> <li>● Emergency response to disaster events</li> <li>● Mowing</li> <li>● Litter pick-up</li> <li>● Intelligent Transportation Systems (ITS) maintenance</li> <li>● Signing</li> <li>● Striping</li> <li>● Regulation of motor carriers</li> <li>● Distribution of refunds associated with motor carriers</li> </ul>	

## PROGRAM DESCRIPTION

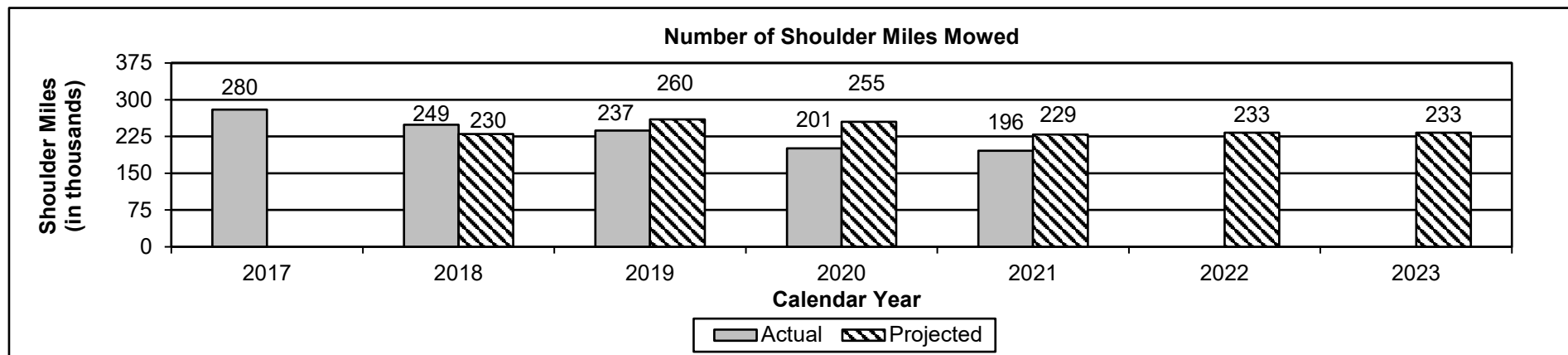
Department of Transportation

HB Section: 4.450, 4.465Program Name: Safety and OperationsProgram is found in the following core budget(s): Safety and Operations

2a. Provide an activity measure(s) for the program.



In order to maintain current conditions on our structures, a continued emphasis is needed to keep bridge decks sealed. Different sealing systems have varying life cycles. MoDOT's goal is to seal between 10 and 15 percent of bridge decks annually. The 2022 and 2023 projections reflect the department's plan for bridge deck sealing in the next two years.



The department mows two 15 foot wide passes off the shoulder on the final mow of the season in odd numbered years, rather than one 15 foot wide pass in even numbered years. The 2022 and 2023 projections were established by averaging the number of shoulder miles mowed in the last five years.

## PROGRAM DESCRIPTION

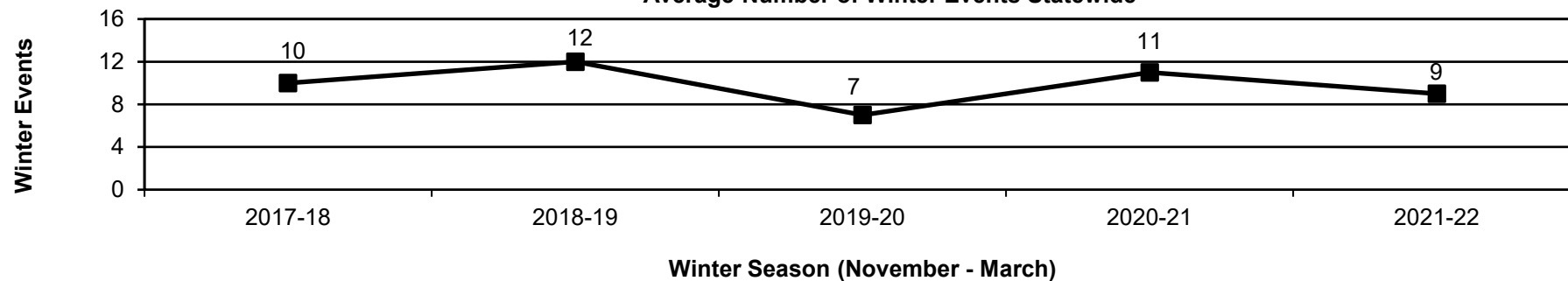
Department of Transportation

HB Section: 4.450, 4.465

Program Name: Safety and Operations

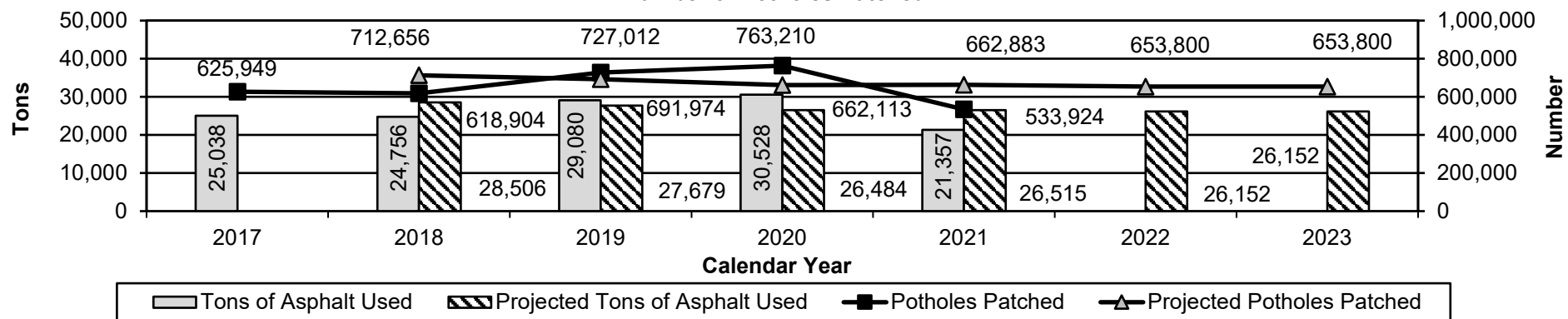
Program is found in the following core budget(s): Safety and Operations

Average Number of Winter Events Statewide



The number of winter events shown in the chart represents the average number of events responded to by 200 MoDOT facilities statewide.

Number of Potholes Patched



The number of potholes patched in each calendar year is estimated by the total tonnage of asphalt used during the same time period. The 2022 and 2023 projections were established by averaging the tonnage of asphalt used and number of potholes patched for the last five calendar years.

## PROGRAM DESCRIPTION

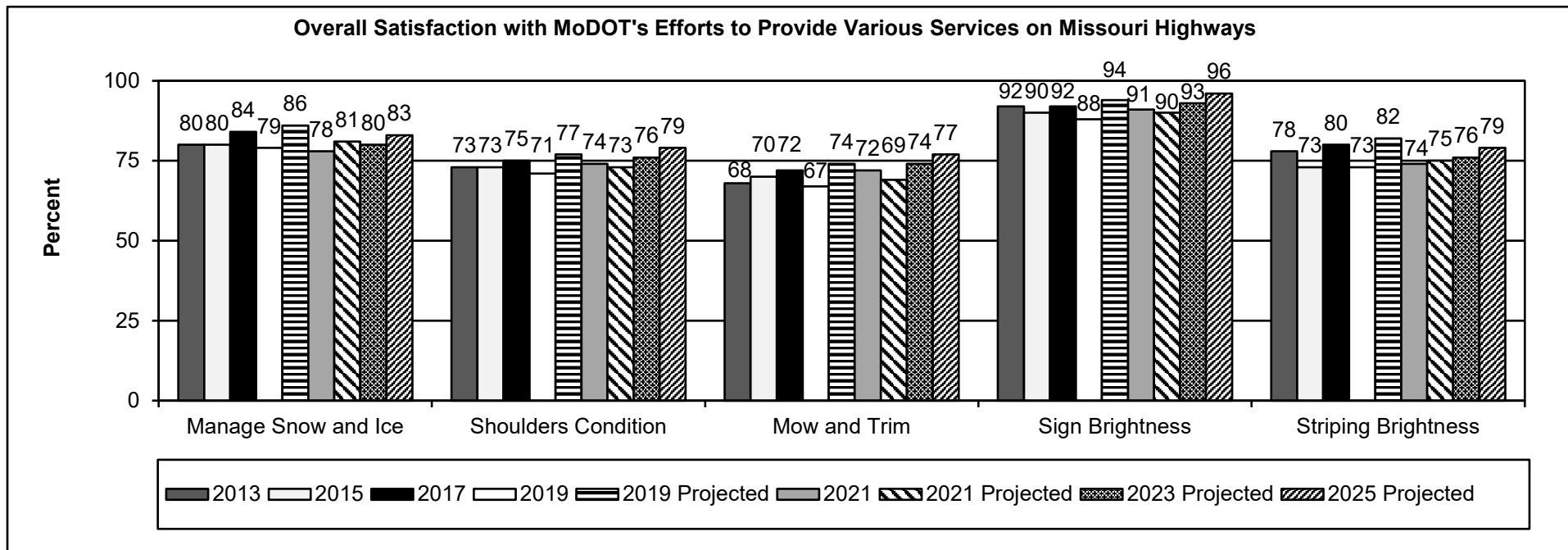
Department of Transportation

HB Section: 4.450, 4.465

Program Name: Safety and Operations

Program is found in the following core budget(s): Safety and Operations

2b. Provide a measure(s) of the program's quality.



Data is collected through biennial survey conducted by a consultant. Historically, this has been a telephone survey of approximately 3,500 adult Missourians; however, new for 2021, the survey offered both a phone and text option to approximately 7,500 randomly selected adult Missourians. The questions surveyed were "How satisfied are you with: MoDOT's efforts to manage snow and ice on highways; MoDOT's efforts to keep the shoulders on highways in good condition; MoDOT's efforts to mow and trim trees, grass and weeds along highways; the brightness of MoDOT signs; and the brightness of striping on MoDOT's highways?" Overall satisfaction for the years above was calculated by adding the very satisfied and the satisfied responses. The 2023 and 2025 projections were established by projecting a two and five percent increase from the 2021 survey, respectively. No survey was conducted in calendar years 2014, 2016, 2018, 2020 and 2022.

## PROGRAM DESCRIPTION

Department of Transportation

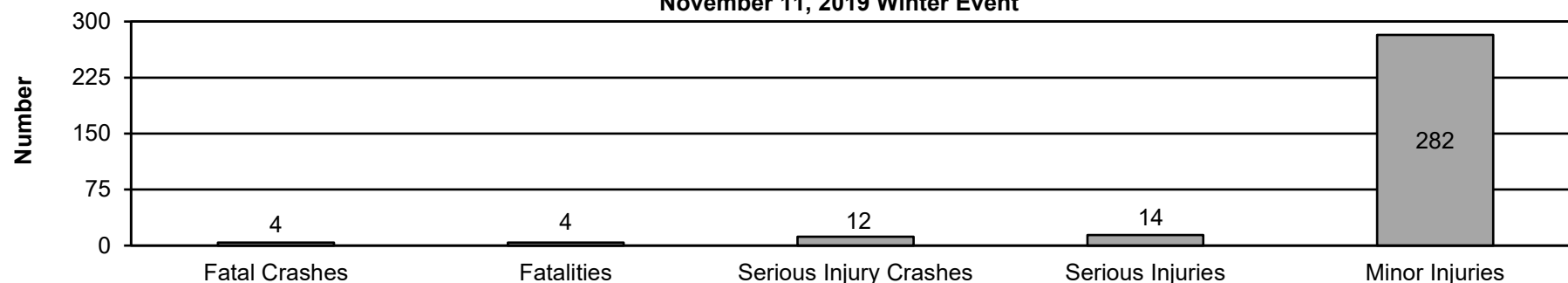
HB Section: 4.450, 4.465

Program Name: Safety and Operations

Program is found in the following core budget(s): Safety and Operations

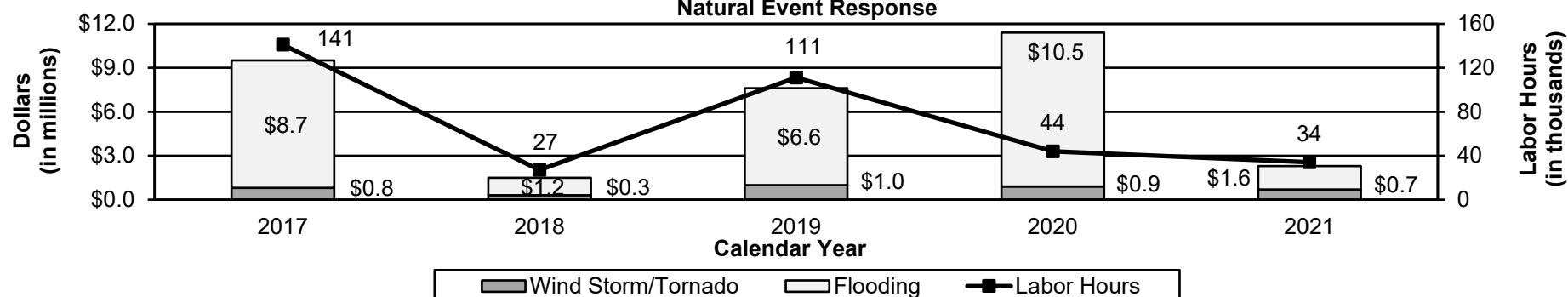
2c. Provide a measure(s) of the program's impact.

November 11, 2019 Winter Event



The November 11, 2019 winter event on Veterans Day followed a very mild day with temperatures throughout the state in the seventies. The storm progressed through the state from west to east along the Interstate 70 corridor beginning in the western part of the state in the morning and ending up in the eastern part of the state by the evening rush hour. Temperatures dropped dramatically with some freezing precipitation. The evening commute in the St. Louis Metro area was greatly impacted with many major roads still congested until 11 p.m. This chart shows the fatal, serious and minor crashes and injuries. The overall costs of this winter event, including labor equipment and material costs, was \$3.2 million.

Natural Event Response



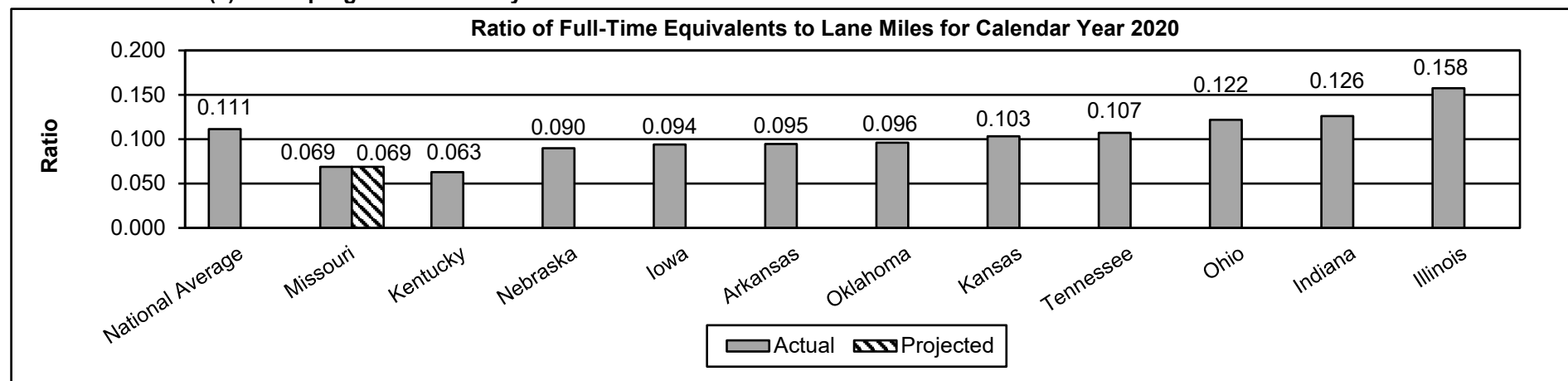
This measure tracks the maintenance dollars and labor hours expended for non-snow related natural events such as flooding, tornadoes and wind storms. These expenditures include disasters declared by the President or Governor and non-declared events.

## PROGRAM DESCRIPTION

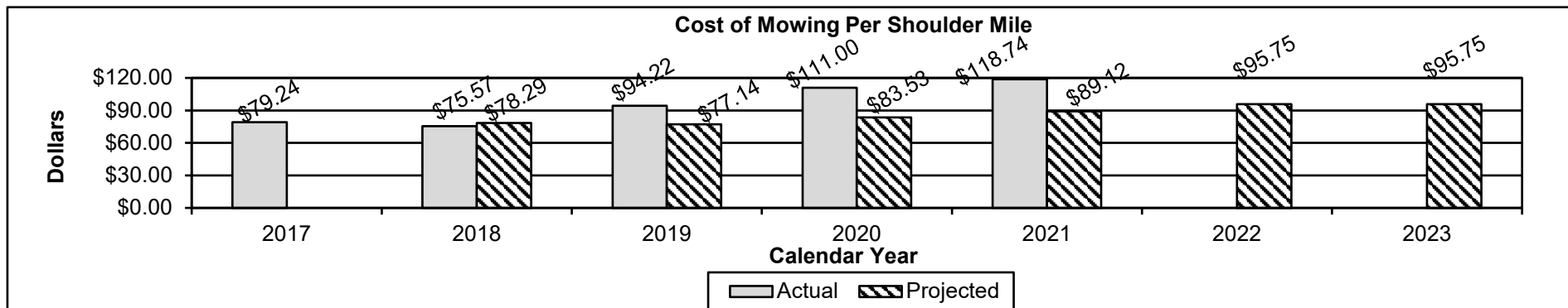
Department of Transportation

HB Section: 4.450, 4.465Program Name: Safety and OperationsProgram is found in the following core budget(s): Safety and Operations

2d. Provide a measure(s) of the program's efficiency.



Full-time equivalent (FTE) is the total number of hours worked or on paid leave divided by 2,080. The ratio in this measure was calculated by dividing the FTEs in the Census Bureau - 2020 Annual Survey of Public Employees and Payroll, by the estimated number of lane miles in the 2020 FHWA report of State Highway Agency-Owned Public Roads (HM-81). A low ratio means MoDOT is efficiently maintaining roadways with limited resources. The projection is based on budgeted FTEs. Calendar year 2021 data was not available at time of publication.



The 2022 and 2023 projections are established by averaging the cost of mowing per shoulder mile for the last five calendar years.



## PROGRAM DESCRIPTION

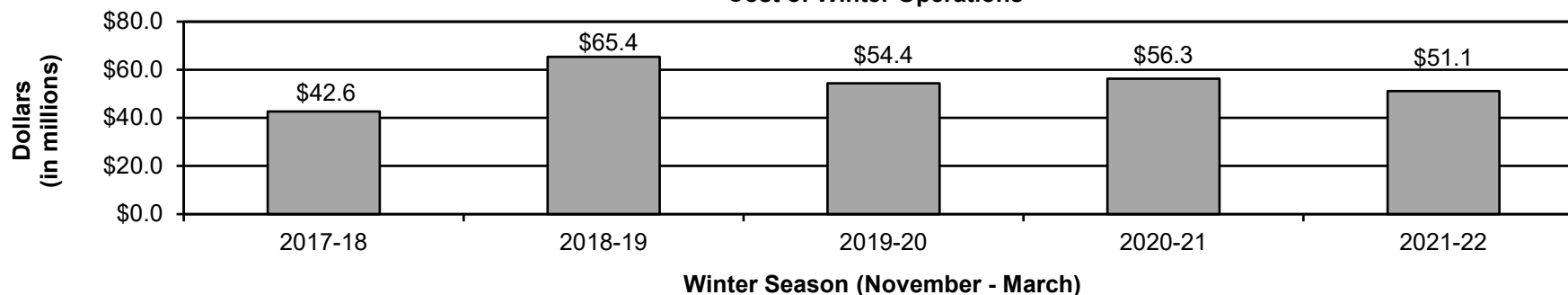
Department of Transportation

HB Section: 4.450, 4.465

Program Name: Safety and Operations

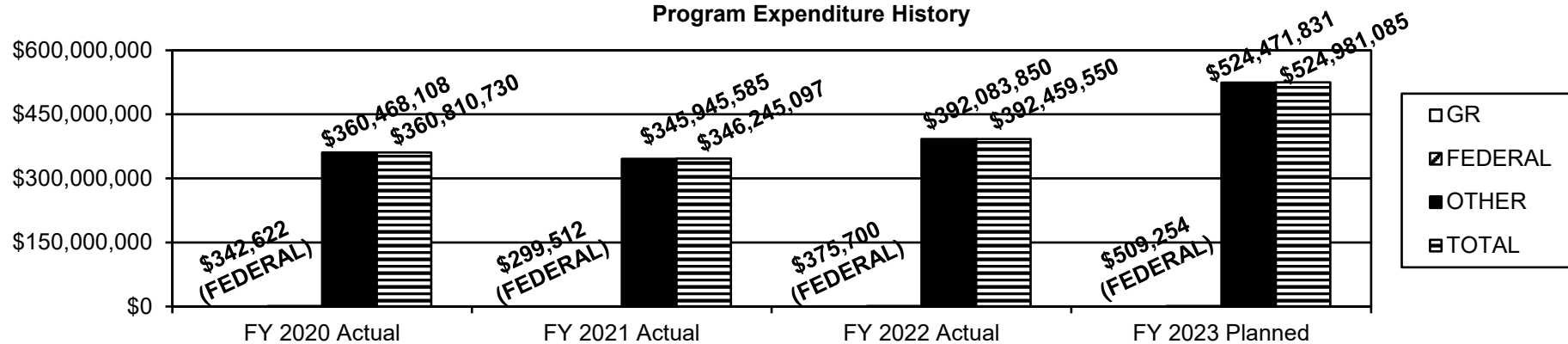
Program is found in the following core budget(s): Safety and Operations

## Cost of Winter Operations



3. Provide actual expenditures for the prior three fiscal years and planned expenditures for the current fiscal year. (Note: Amounts do not include fringe benefit costs.)

## Program Expenditure History



## PROGRAM DESCRIPTION

Department of Transportation

HB Section: 4.450, 4.465Program Name: Safety and OperationsProgram is found in the following core budget(s): Safety and Operations**4. What are the sources of the "Other" funds?**

State Road Fund (0320) and State Highways and Transportation Department Fund (0644)

**5. What is the authorization for this program, i.e., federal or state statute, etc.? (Include the federal program number, if applicable.)**

Article IV, Section 30(b), MO Constitution; 226.220, RSMo; and Title 49 USC 139 and 145.

**6. Are there federal matching requirements? If yes, please explain.**

Yes, varies depending on the program

**7. Is this a federally mandated program? If yes, please explain.**

No

## PROGRAM DESCRIPTION

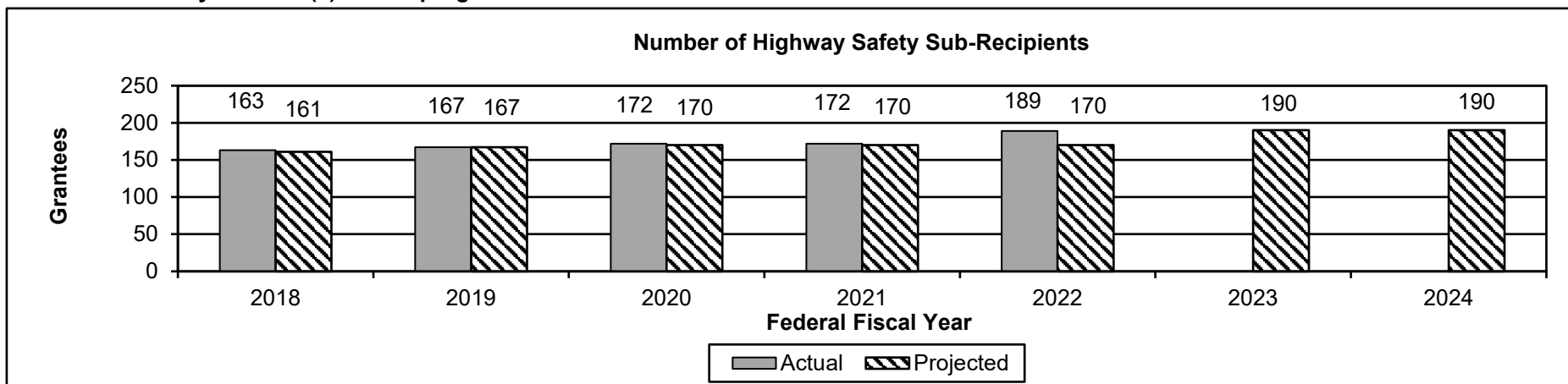
Department of Transportation

HB Section: 4.450, 4.465Program Name: **Safety and Operations Grants**Program is found in the following core budget(s): **Safety and Operations****1a. What strategic priority does this program address?**

Safety - moving Missourians safely

**1b. What does this program do?**

The goal for this program is to help reduce death and injury resulting from traffic crashes. This program is for various Highway Safety grant programs. Grant funding is designated specifically for behavioral traffic safety programs, such as high-visibility traffic enforcement, training for law enforcement officers, and administration of the state's breath alcohol program, child passenger safety program and teen and young driver safety programs.

**2a. Provide an activity measure(s) for the program.**

The projections for each year are based on the department's current contracts with sub-recipients. Individual sub-recipients may have multiple projects, and therefore, are awarded more than one contract. For example, the 189 sub-recipients in federal fiscal year 2022 had a total of 443 contracts awarded.

## PROGRAM DESCRIPTION

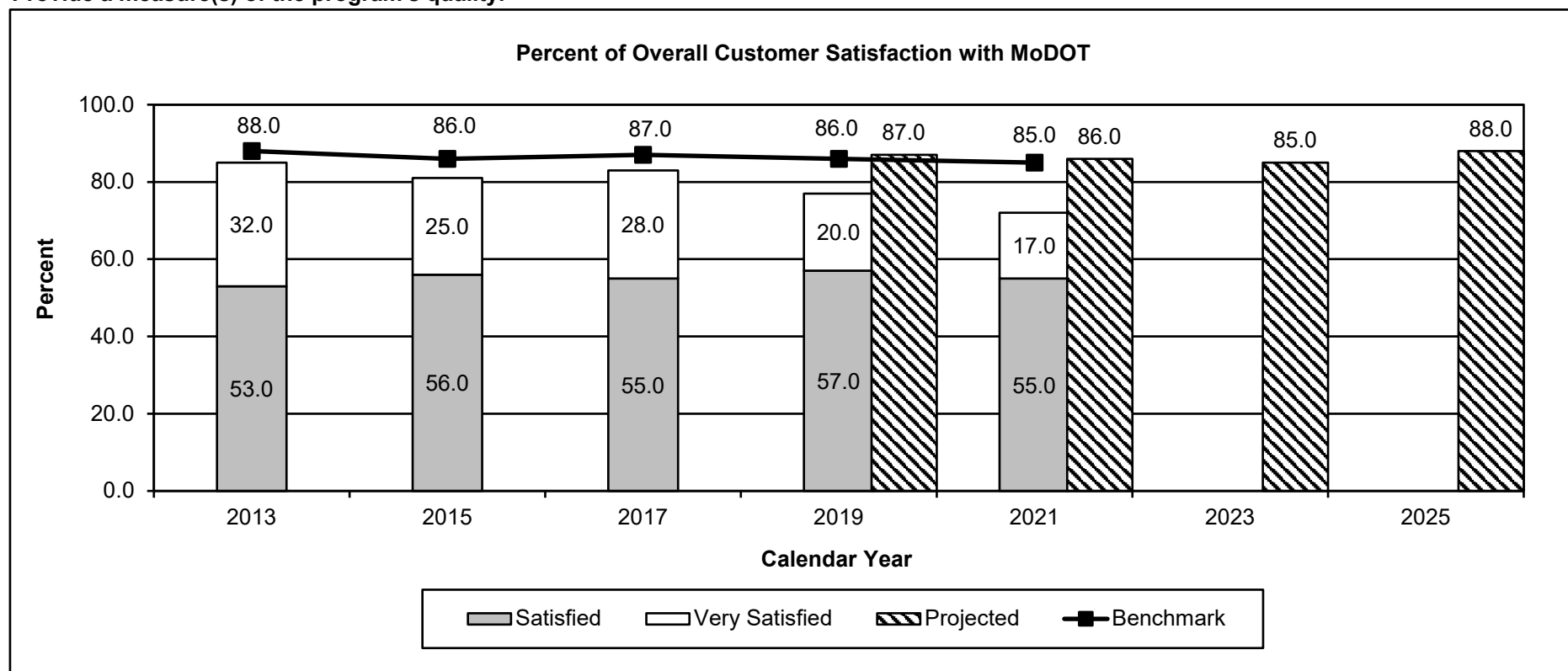
Department of Transportation

HB Section: 4.450, 4.465

Program Name: Safety and Operations Grants

Program is found in the following core budget(s): Safety and Operations

2b. Provide a measure(s) of the program's quality.



Data is collected through a biennial survey conducted by a consultant. Historically, this has been a telephone survey of approximately 3,500 randomly selected Missourians; however, new for 2021, the survey offered both a phone and text option to approximately 7,500 randomly selected adult Missourians. "How satisfied are you with the job the Missouri Department of Transportation is doing?" was the question surveyed. The benchmark data is from the American Customer Satisfaction Index, a national cross-industry measure of customer satisfaction in the United States. The 2023 projection is equal to the 2021 benchmark score of 85 percent. The 2025 projection was established by projecting a three percent improvement from the benchmark. No survey was conducted in calendar years 2014, 2016, 2018, 2020 and 2022.

## PROGRAM DESCRIPTION

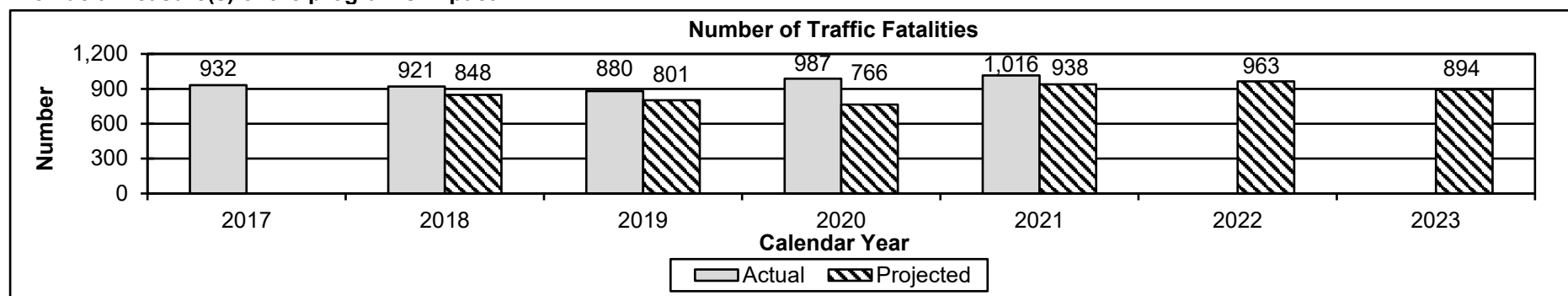
Department of Transportation

HB Section: 4.450, 4.465

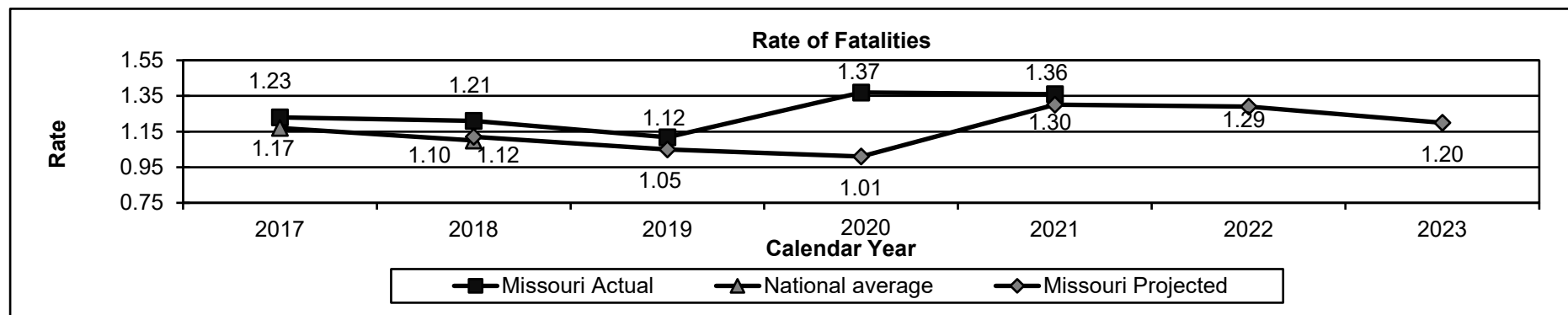
Program Name: Safety and Operations Grants

Program is found in the following core budget(s): Safety and Operations

2c. Provide a measure(s) of the program's impact.



The 2022 and 2023 projections are based on a 5.26 percent and 7.10 percent reduction in traffic fatalities from the 2021 actual and 2022 projection, respectively. The reductions are based on the goal set in the 2023 Highway Safety Plan to have zero fatalities by 2030. The 2030 goal is not based on a linear reduction. Instead, it assumes smaller reductions in the early years followed by larger reductions toward the end of the decade as vehicle technologies and roadway improvements are implemented.



This chart displays the annual fatality rates per 100 million vehicle miles traveled (VMT). For example, the rate of fatalities in 2021 was calculated by dividing 1,016 fatalities by 74.8 billion VMT and multiplying that by 100 million. The projections were established using the projected number of fatalities for each year and the actual 2021 VMT.

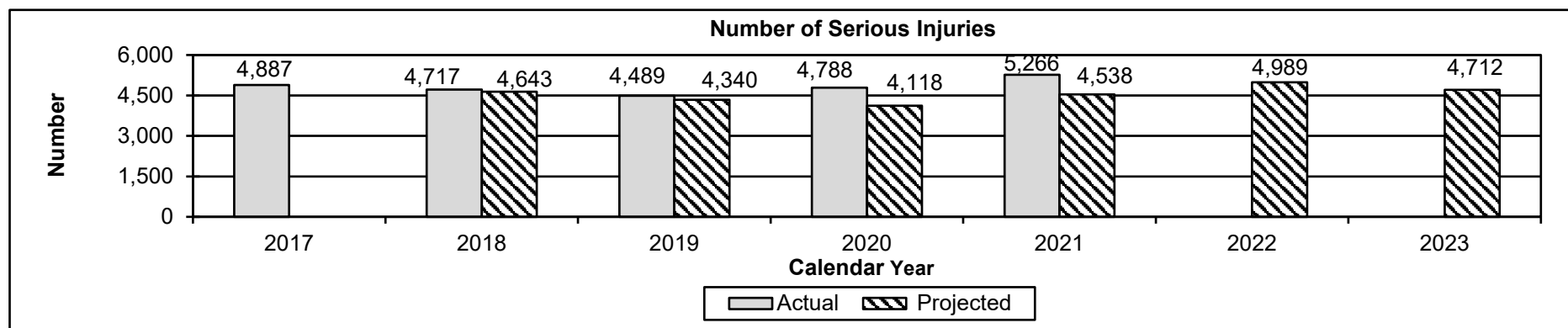
## PROGRAM DESCRIPTION

Department of Transportation

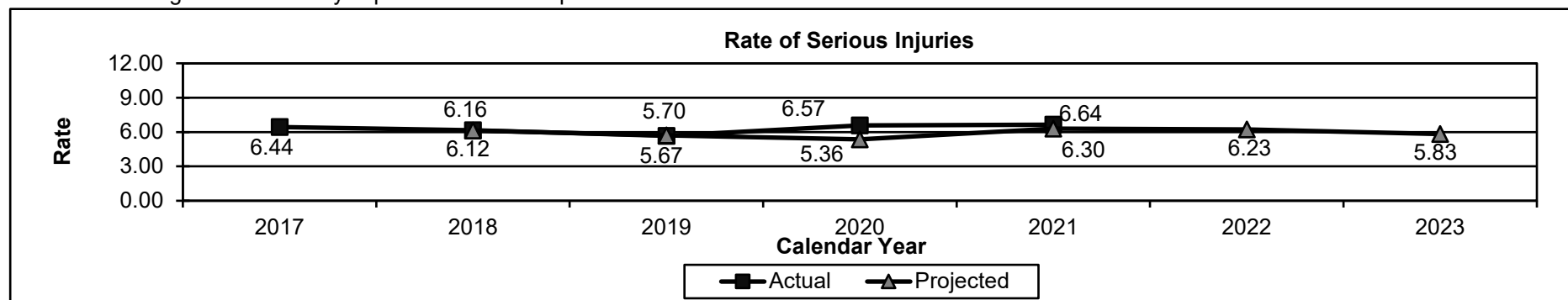
HB Section: 4.450, 4.465

Program Name: Safety and Operations Grants

Program is found in the following core budget(s): Safety and Operations



The 2022 and 2023 projections are based on a 5.26 percent and 5.56 percent reduction in serious injuries from the 2021 actuals and 2022 projection, respectively. The reductions are based on the goal set in the 2023 Highway Safety Plan to have zero serious injuries by 2040. The 2040 goal is not based on a linear reduction. Instead, it assumes smaller reductions in the early years followed by larger reductions toward the end of the vicennial as vehicle technologies and roadway improvements are implemented.



This chart displays the annual serious injury rates per 100 million vehicle miles traveled (VMT). For example, the rate of serious injuries in 2021 was calculated by dividing 5,266 serious injuries by 79.2 billion VMT and multiplying that by 100 million. The projections were established using the projected number of serious injuries for each year and a one percent increase of the 2021 VMT.

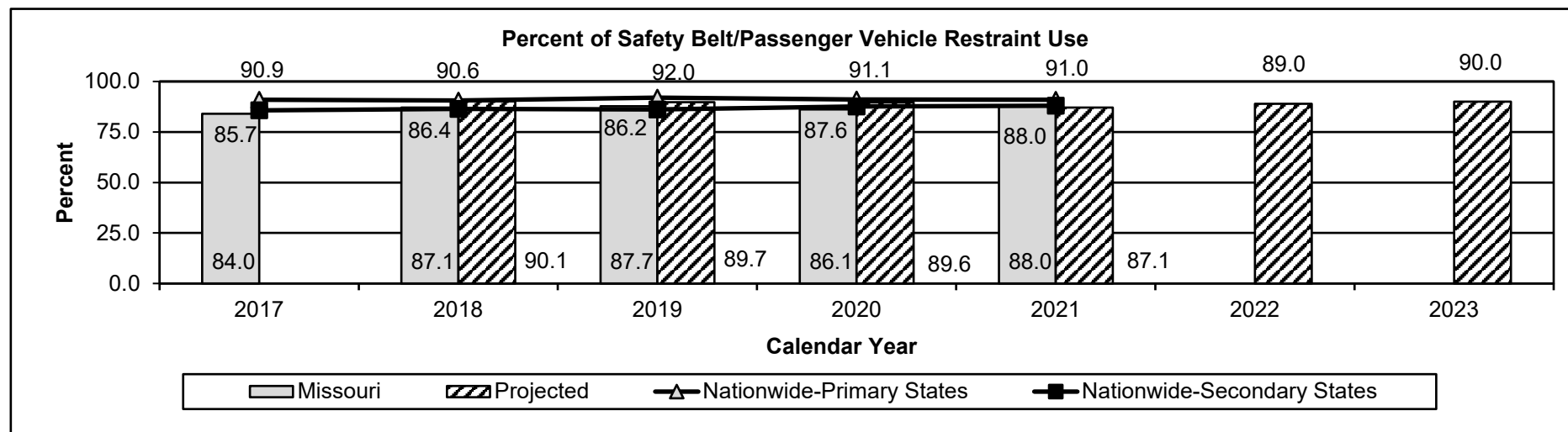
## PROGRAM DESCRIPTION

Department of Transportation

HB Section: 4.450, 4.465

Program Name: Safety and Operations Grants

Program is found in the following core budget(s): Safety and Operations



States with a primary seat belt law rank highest on seat belt use nationwide. States that have a secondary law continue to rate lowest in national rankings. MoDOT's 2022 and 2023 projections are equal to a one percent increase in seat belt usage each year.







## PROGRAM DESCRIPTION

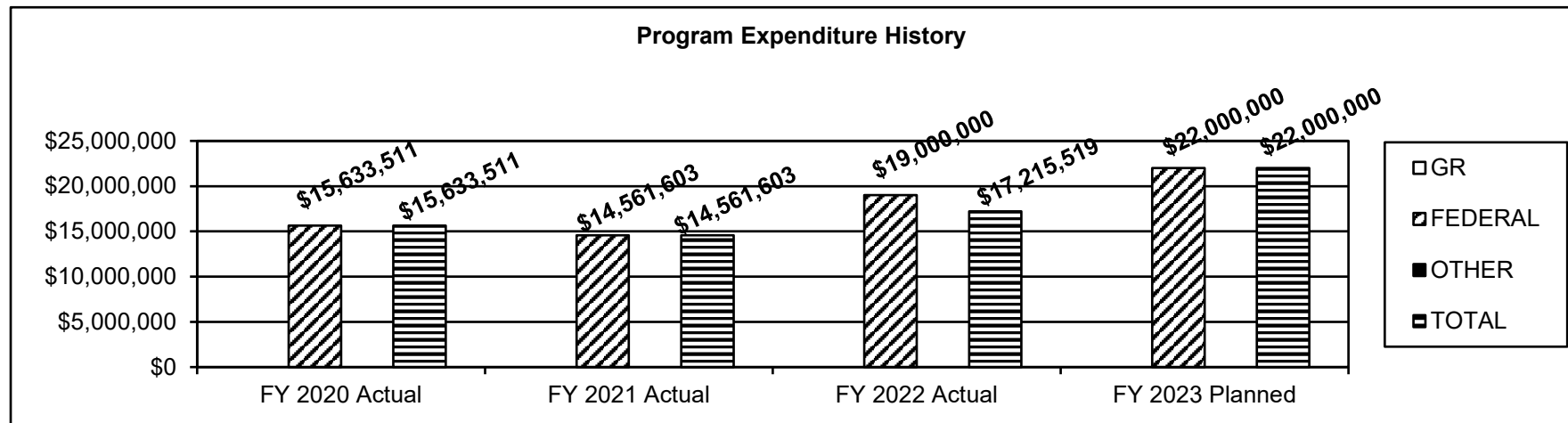
Department of Transportation

HB Section: 4.450, 4.465

Program Name: Safety and Operations Grants

Program is found in the following core budget(s): Safety and Operations

3. Provide actual expenditures for the prior three fiscal years and planned expenditures for the current fiscal year. (Note: Amounts do not include fringe benefit costs.)



4. What are the sources of the "Other" funds?

N/A

5. What is the authorization for this program, i.e., federal or state statute, etc.? (Include the federal program number, if applicable.)

Title 23 USC 401-412

6. Are there federal matching requirements? If yes, please explain.

Yes. Depending on the program, the state must provide from zero to 25 percent match.

7. Is this a federally mandated program? If yes, please explain.

Yes. Pursuant to Title 23 U.S.C. Section 154, Open Container Requirements, a transfer of two and a half percent of National Highway Performance and Surface Transportation Program apportionments must be used for educational safety or hazard elimination roadway projects due to Missouri not having laws in accordance with federal guidelines.

## PROGRAM DESCRIPTION

Department of Transportation

HB Section: 4.450, 4.465

Program Name: Motor Carrier Safety Assistance Program

Program is found in the following core budget(s): Safety and Operations

**1a. What strategic priority does this program address?**

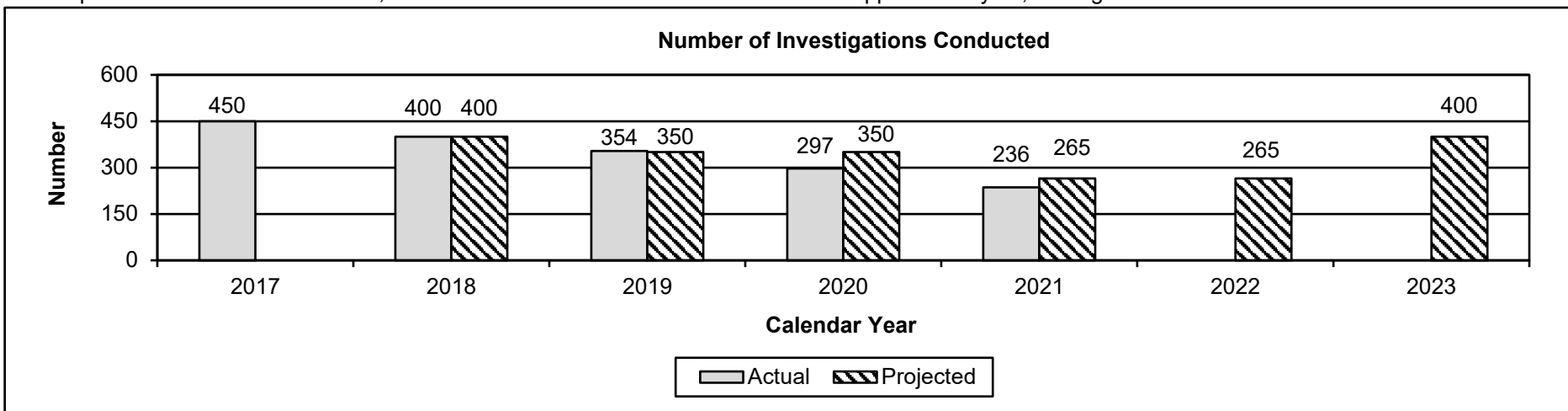
Safety - moving Missourians safely

**1b. What does this program do?**

The Motor Carrier Safety Assistance Program (MCSAP) is a federal grant program that provides financial assistance to states and local entities to help reduce the number and severity of crashes involving commercial motor vehicles (CMVs). This program promotes safety in the motor carrier industry through enforcing rules, regulations, standards and out-of-service orders applicable to CMV safety. The activities performed to achieve the mission of the program include roadside CMV inspections, compliance investigations, motor coach inspections, safety compliance audits, traffic enforcement of CMVs and passenger vehicles around CMVs, drug interdiction, data collection and reporting, and education, which includes a statewide media campaign. MoDOT is the lead agency for MCSAP but a portion of the grant funds goes directly to Missouri State Highway Patrol for commercial vehicle enforcement.

**2a. Provide an activity measure(s) for the program.**

The department serves more than 29,000 commercial motor vehicle businesses with approximately 61,000 registered commercial trucks.



An investigation is an examination of motor carrier operations, such as a driver's hours of service, vehicle maintenance and inspection, driver qualification, controlled substance and alcohol testing, commercial driver's license requirements, financial responsibility, accidents, hazardous materials and other safety and transportation records to determine a motor carrier's compliance with safety regulations. The 2022 and 2023 projections are the department's commitment to the Federal Motor Carrier Safety Administration (FMCSA).

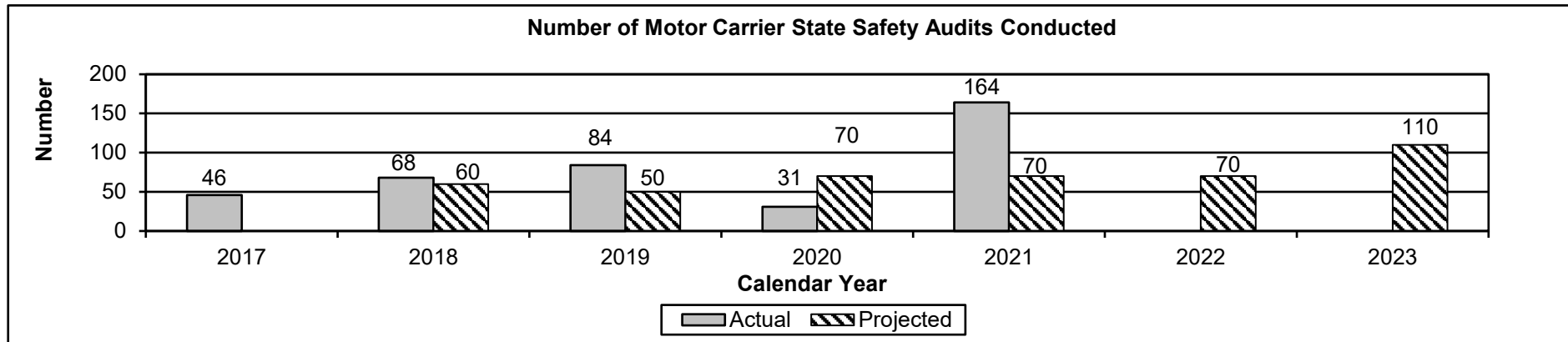
## PROGRAM DESCRIPTION

Department of Transportation

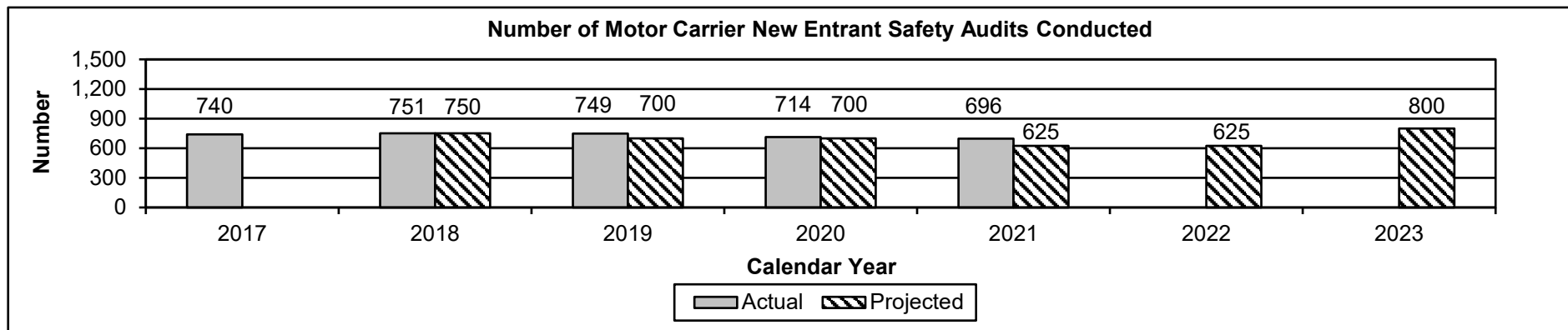
HB Section: 4.450, 4.465

Program Name: Motor Carrier Safety Assistance Program

Program is found in the following core budget(s): Safety and Operations



A state safety audit is an educational contact and examination of the motor carrier operators who apply for intrastate authority from MoDOT Motor Carrier Services. Investigators review the operational requirements and gather critical safety data needed to make an assessment of the carrier's safety performance and basic safety management. The 2022 and 2023 projections are the department's commitment to the Federal Motor Carrier Safety Administration (FMCSA).



A safety audit is an examination of motor carrier operators that want to enter the business by obtaining a United States Department of Transportation (USDOT) number. Investigators review the operational requirements and gather critical safety data needed to make an assessment of the carrier's safety performance and basic safety management controls. The 2022 and 2023 projections are the department's commitment to the Federal Motor Carrier Safety Administration (FMCSA).

## PROGRAM DESCRIPTION

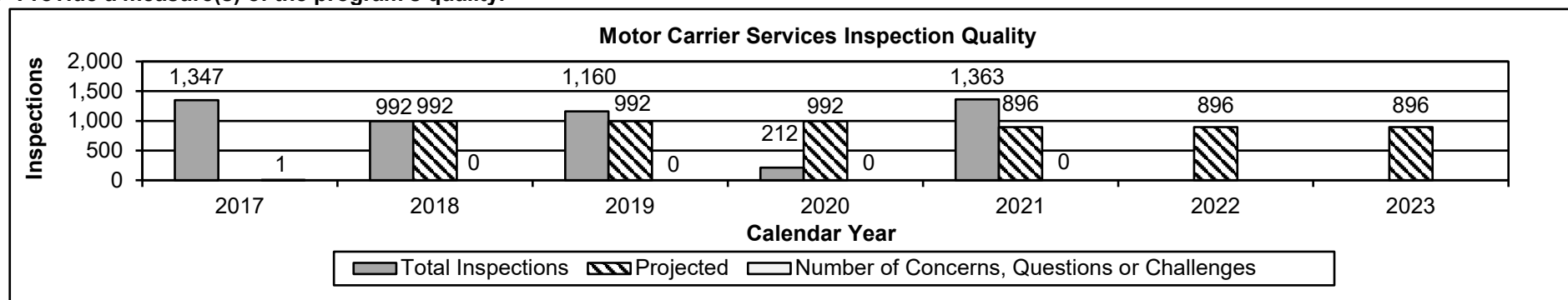
Department of Transportation

HB Section: 4.450, 4.465

Program Name: Motor Carrier Safety Assistance Program

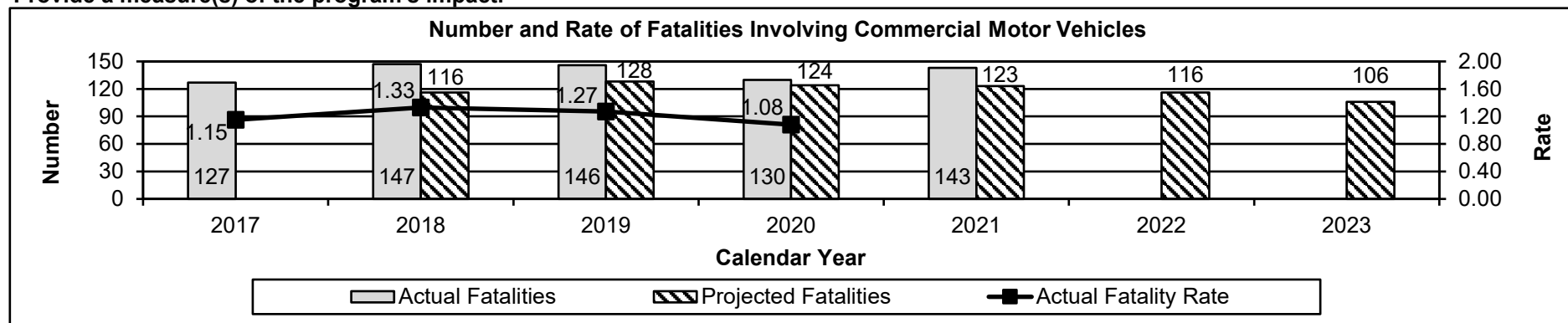
Program is found in the following core budget(s): Safety and Operations

2b. Provide a measure(s) of the program's quality.



This chart shows the quality of MCS inspections by comparing the number of concerns, questions or challenges filed by motor carriers to the total number of inspections conducted by MoDOT MCS. The projections are based on the current number of MCS investigators and the number of investigations required to maintain certification. Calendar year 2020 is lower than projected due to delays caused by the COVID-19 pandemic.

2c. Provide a measure(s) of the program's impact.



The crash rate shows the annual fatality rates per one hundred million vehicle miles traveled (VMT) by commercial motor vehicles. For example, the rate of fatalities in 2020 was calculated by dividing 130 fatalities by 11.9 billion VMT and multiplying by 100 million. The fatality projections for 2022 and 2023 are based on a 6.43 percent and 8.13 percent improvement rate from the 2020 actuals, respectively. Calendar year 2021 year actuals are preliminary and are subject to change.

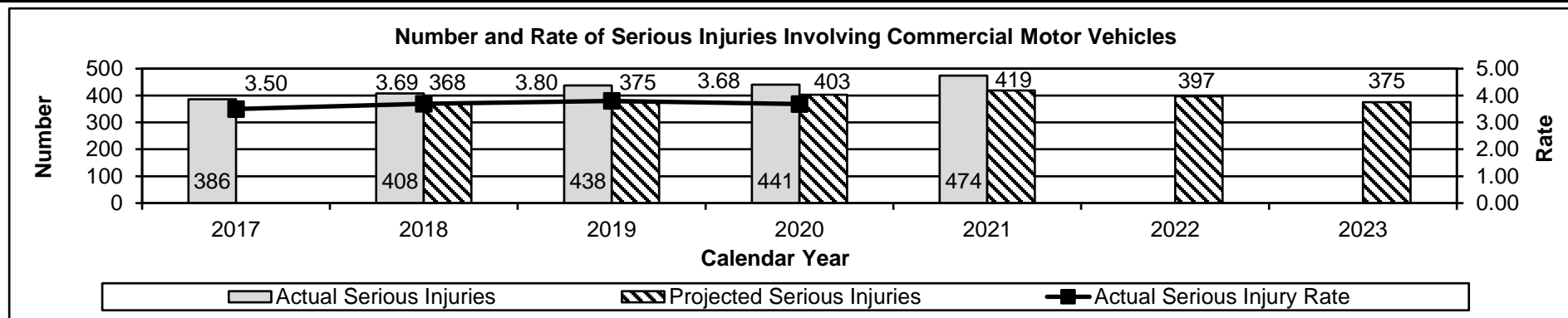
## PROGRAM DESCRIPTION

Department of Transportation

HB Section: 4.450, 4.465

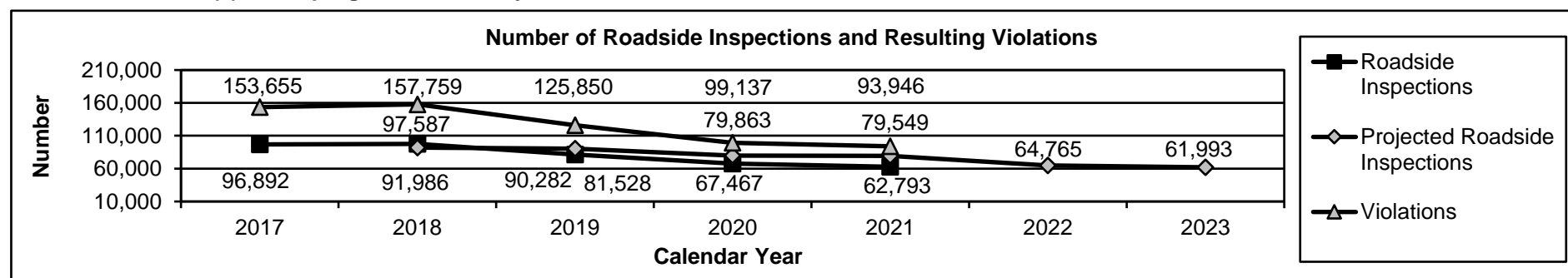
Program Name: Motor Carrier Safety Assistance Program

Program is found in the following core budget(s): Safety and Operations



The crash rate shows the annual serious injury rates per one hundred million vehicle miles traveled (VMT) by commercial motor vehicles. For example, the rate of serious injuries in 2020 was calculated by dividing 441 serious injuries by 11.9 billion VMT and multiplying by 100 million. The serious injury projections for 2022 and 2023 are based on a 5.26 percent and 5.56 percent improvement rate from the 2020 actuals, respectively. Calendar year 2021 actuals are preliminary and are subject to change.

## 2d. Provide a measure(s) of the program's efficiency.



Roadside inspections are examinations of commercial motor vehicles (CMVs) and drivers by Motor Carrier Safety Assistance Program (MCSAP) inspectors to ensure they are in compliance with the federal motor carrier safety and hazardous materials regulations. If an inspection results in serious violations, the driver will be issued an out-of-service order. These violations must be corrected before the driver or vehicle can return to service. Missouri has approximately 251 MCSAP inspectors that work in the following state and local agencies: Missouri Department of Transportation, Missouri State Highway Patrol (MSHP), Kansas City Police Department, St. Louis Metropolitan Police Department and St. Louis County Police Department. The 2022 and 2023 projections are the department's commitment to the Federal Motor Carrier Safety Administration (FMCSA).

## PROGRAM DESCRIPTION

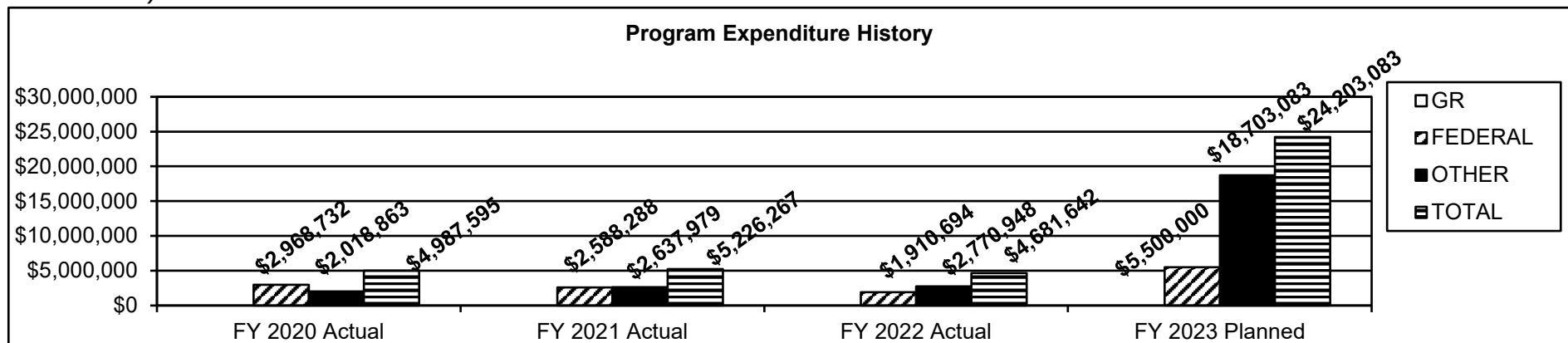
Department of Transportation

HB Section: 4.450, 4.465

Program Name: Motor Carrier Safety Assistance Program

Program is found in the following core budget(s): Safety and Operations

3. Provide actual expenditures for the prior three fiscal years and planned expenditures for the current fiscal year. (Note: Amounts do not include fringe benefit costs.)



4. What are the sources of the "Other" funds?

State Road Fund (0320)

5. What is the authorization for this program, i.e., federal or state statute, etc.? (Include the federal program number, if applicable.)

Title 49 USC 311-317

6. Are there federal matching requirements? If yes, please explain.

Yes, local entities must provide 15 percent match of cash or in-kind.

7. Is this a federally mandated program? If yes, please explain.

No

## PROGRAM DESCRIPTION

Department of Transportation

HB Section: 4.450, 4.465

Program Name: Motorcycle Safety Training Program

Program is found in the following core budget(s): Safety and Operations

## 1a. What strategic priority does this program address?

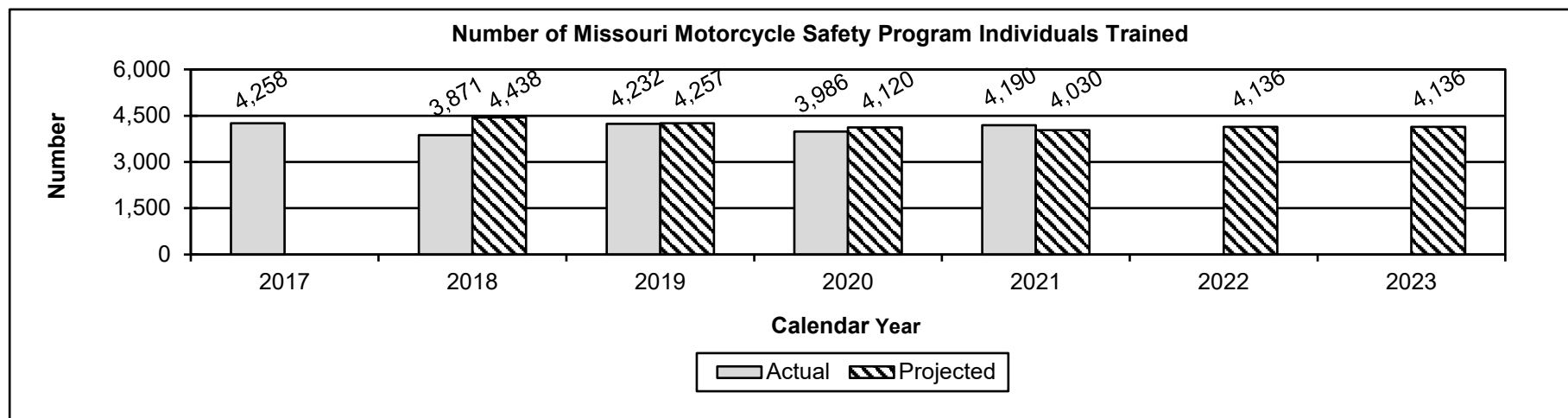
Safety - moving Missourians safely

## 1b. What does this program do?

MoDOT's Highway Safety and Traffic Division administers the funds deposited in the Motorcycle Safety Trust Fund. These funds are used to fund the Motorcycle Safety Training Program. State statute requires a \$1 surcharge from all criminal cases, including violations of county ordinances, be deposited into the trust fund.

In calendar year 2021, 4,190 individuals received training through various motorcycle training courses offered through the University of Central Missouri. The training includes basic and advanced riding, motorcycle inspection and care, instructor training and professional development.

## 2a. Provide an activity measure(s) for the program.



The 2022 and 2023 projections were established by averaging the number of trainees for the last three years.



## PROGRAM DESCRIPTION

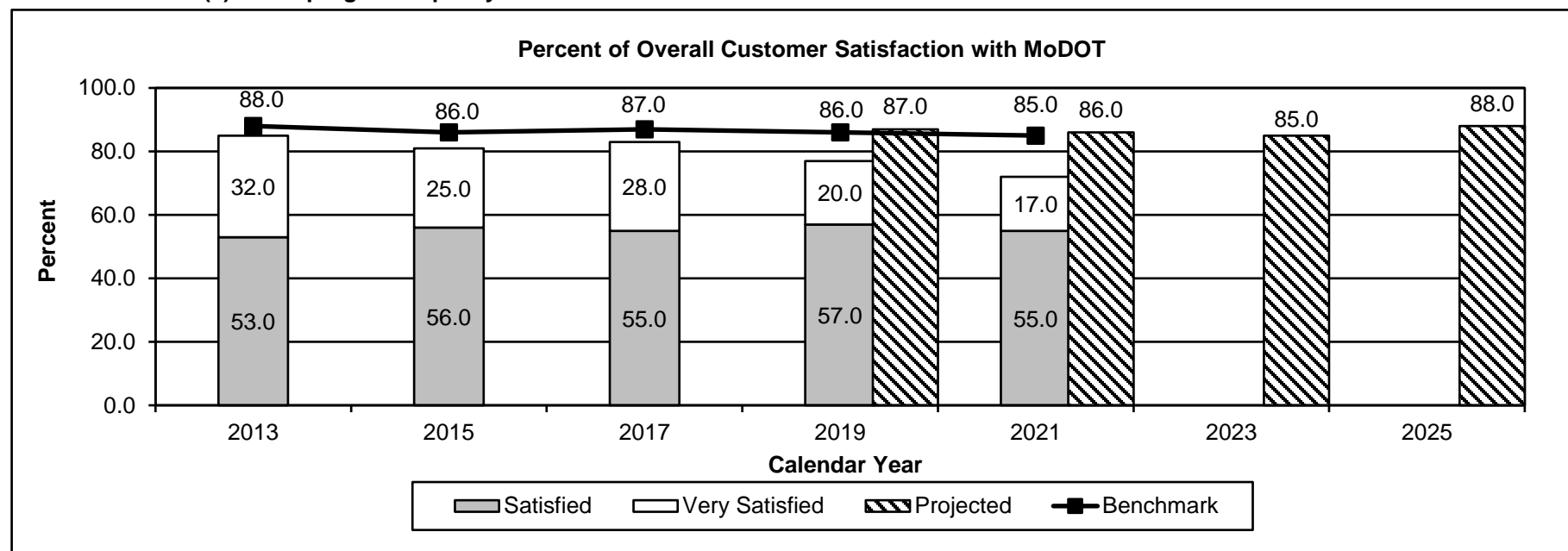
Department of Transportation

HB Section: 4.450, 4.465

Program Name: Motorcycle Safety Training Program

Program is found in the following core budget(s): Safety and Operations

2b. Provide a measure(s) of the program's quality.



Data is collected through a biennial survey conducted by a consultant. Historically, this has been a telephone survey of approximately 3,500 randomly selected Missourians; however, new for 2021, the survey offered both a phone and text option to 7,500 randomly selected Missourians. "How satisfied are you with the job the Missouri Department of Transportation is doing?" was the question surveyed. The benchmark data is from the American Customer Satisfaction Index, a national cross-industry measure of customer satisfaction in the United States. The 2023 projection is equal to the 2021 benchmark score of 85 percent. The 2025 projection was established by projecting a three percent improvement from the benchmark. No survey was conducted in calendar years 2014, 2016, 2018, 2020 and 2022.

## PROGRAM DESCRIPTION

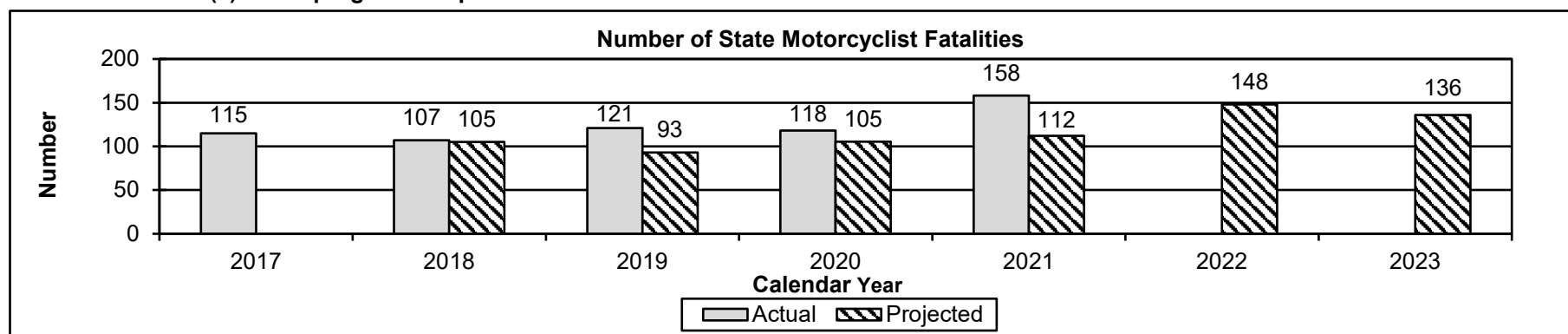
Department of Transportation

HB Section: 4.450, 4.465

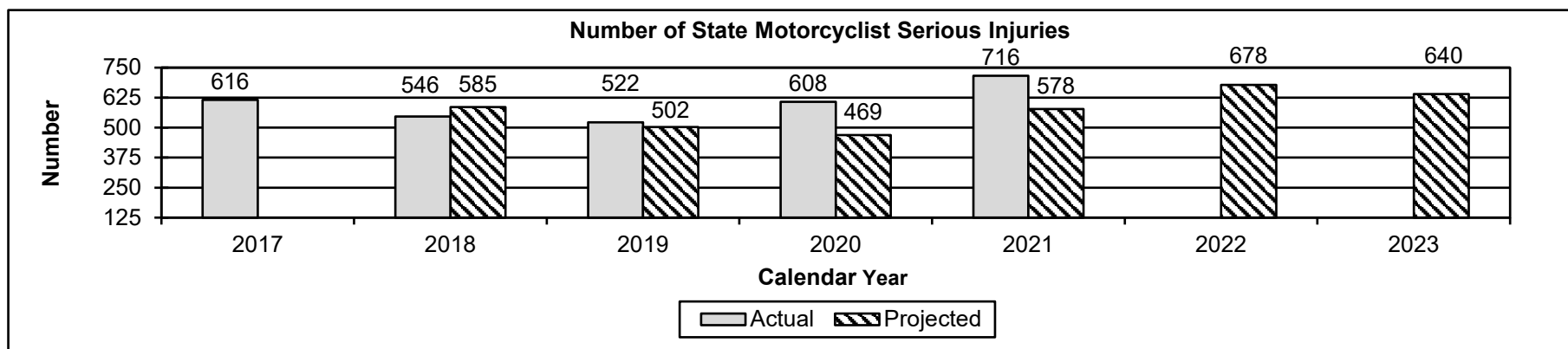
Program Name: Motorcycle Safety Training Program

Program is found in the following core budget(s): Safety and Operations

2c. Provide a measure(s) of the program's impact.



The 2022 and 2023 projections are based on a 6.43 percent and 8.13 percent reduction to motorcyclist fatalities from 2021 actuals, respectively. Calendar year 2021 actuals are preliminary and are subject to change.



The 2022 and 2023 projections are based on a 5.26 percent and 5.56 percent reduction to motorcyclist serious injuries from 2021 actuals, respectively. Calendar year 2021 actuals are preliminary and are subject to change.

## PROGRAM DESCRIPTION

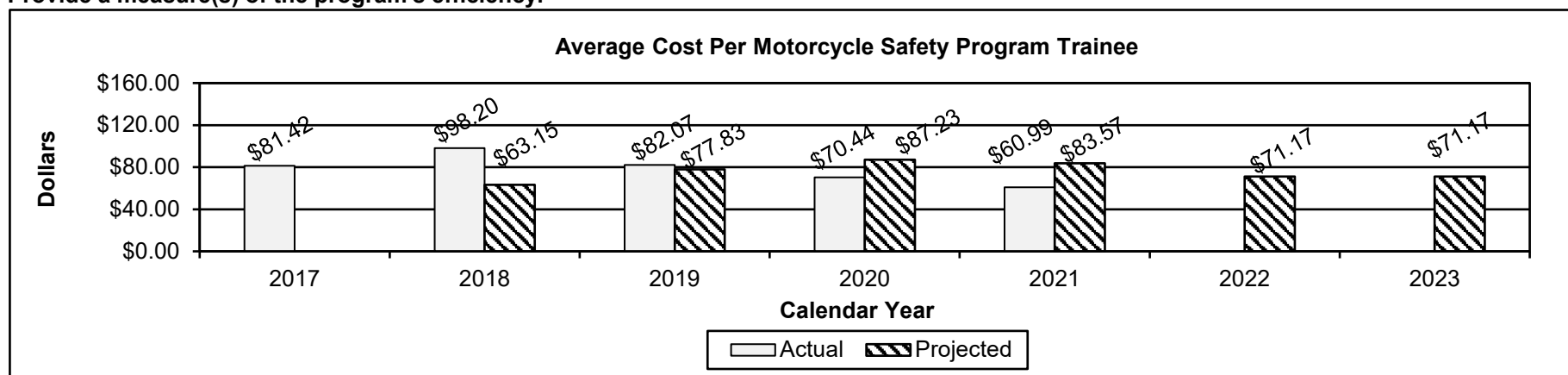
Department of Transportation

HB Section: 4.450, 4.465

Program Name: Motorcycle Safety Training Program

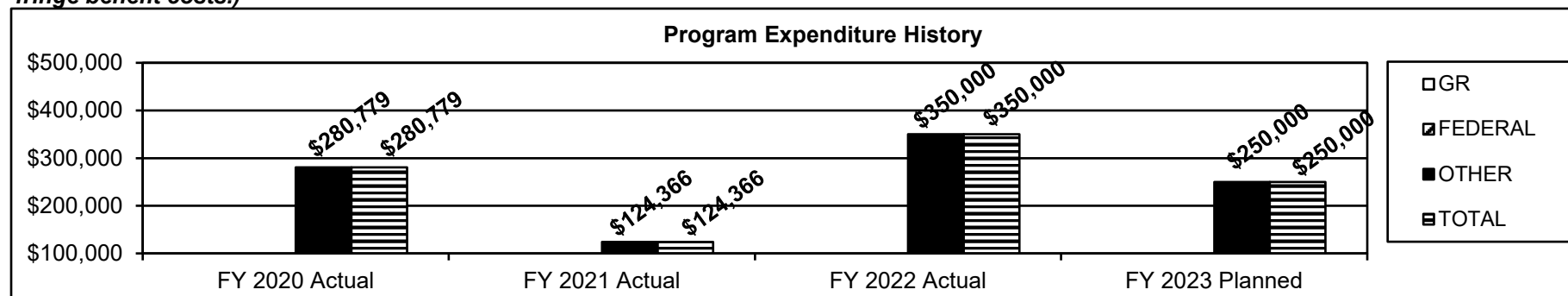
Program is found in the following core budget(s): Safety and Operations

2d. Provide a measure(s) of the program's efficiency.



The average cost per motorcycle safety program trainee is calculated by dividing the total program expenditures by the number of trainees for each calendar year. In addition to training individuals, these funds are used to oversee the training locations, train instructors, provide public information and education and conduct quality assurance. The 2022 and 2023 projections are based on the average cost per motorcycle safety program trainee for the last three years.

3. Provide actual expenditures for the prior three fiscal years and planned expenditures for the current fiscal year. *(Note: Amounts do not include fringe benefit costs.)*



## PROGRAM DESCRIPTION

<b>Department of Transportation</b>	<b>HB Section: 4.450, 4.465</b>
<b>Program Name: Motorcycle Safety Training Program</b>	
<b>Program is found in the following core budget(s): Safety and Operations</b>	
<p><b>4. What are the sources of the "Other" funds?</b> Motorcycle Safety Trust Fund (0246)</p> <p><b>5. What is the authorization for this program, i.e., federal or state statute, etc.? (Include the federal program number, if applicable.)</b> Section 302.137, RSMo.</p> <p><b>6. Are there federal matching requirements? If yes, please explain.</b> No</p> <p><b>7. Is this a federally mandated program? If yes, please explain.</b> No</p>	

Department of Transportation

HB Section: 4.450

Program Name: Low Volume Route Maintenance and Repair

Program is found in the following core budget(s): Safety and Operations

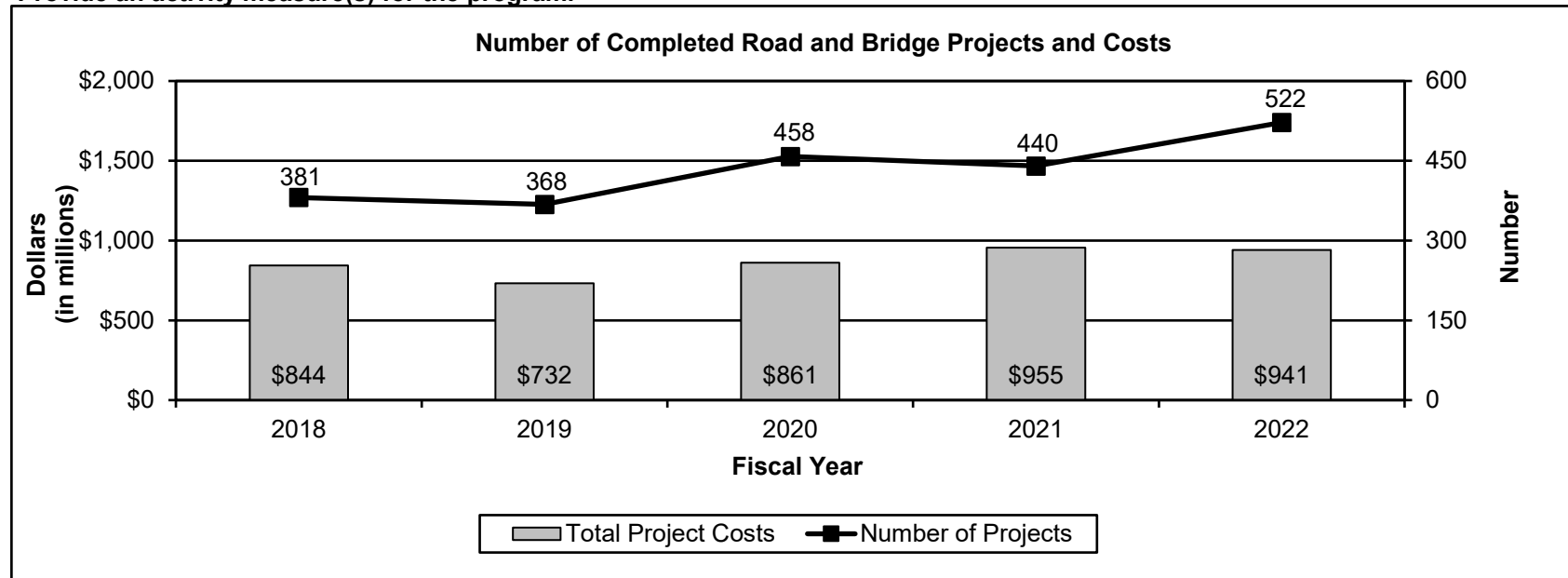
**1a. What strategic priority does this program address?**

Service - providing outstanding customer service, delivering efficient and innovative transportation projects, operating a reliable transportation system

Stability - managing our assets, stabilizing resources and engaging our workforce and building a prosperous economy for all Missourians

**1b. What does this program do?**

The goal for this program is to repair and maintain low-volume routes throughout Missouri.

**2a. Provide an activity measure(s) for the program.**

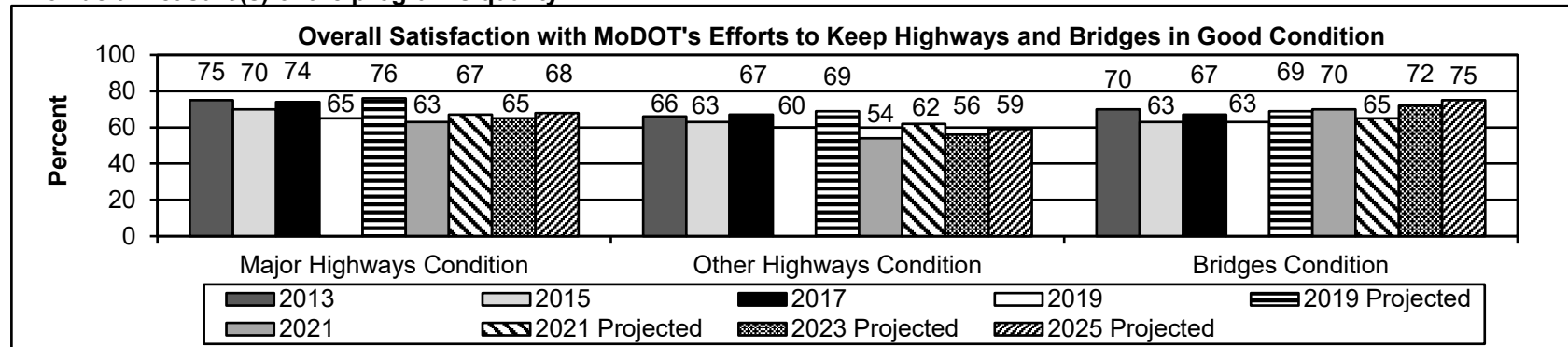
Department of Transportation

HB Section: 4.450

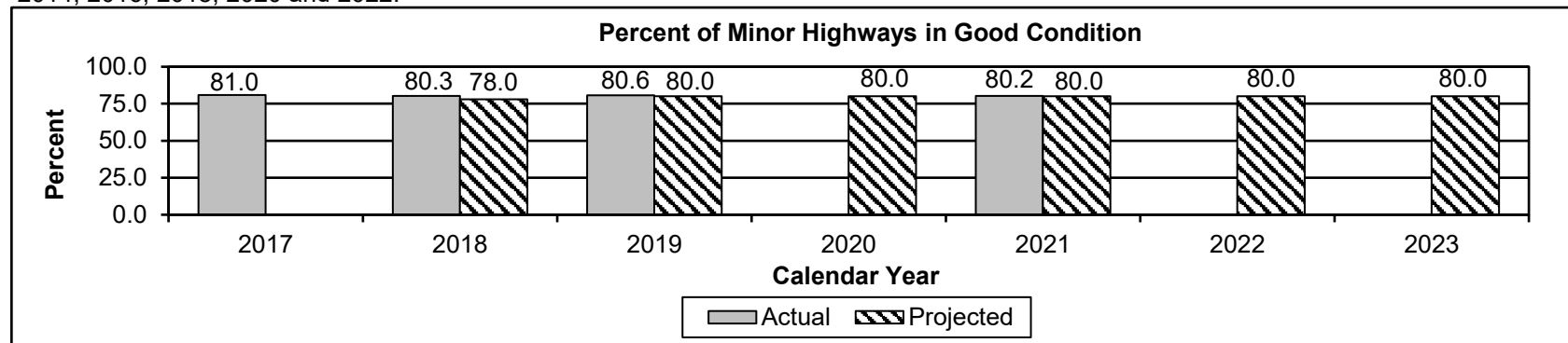
Program Name: Low Volume Route Maintenance and Repair

Program is found in the following core budget(s): Safety and Operations

2b. Provide a measure(s) of the program's quality.



Data is collected through biennial survey conducted by a consultant. Historically, this has been a telephone survey of approximately 3,500 adult Missourians; however, new for 2021, the survey offered both a phone and text option to approximately 7,500 randomly selected adult Missourians. The questions surveyed were "How satisfied are you with: MoDOT's efforts to keep the surface of major highways in good condition (smooth and free of potholes); keep the surface of other state highways in good condition (smooth and free of potholes); and keep bridges in good condition?". Overall satisfaction for the years above was calculated by adding the very satisfied and the satisfied responses. The 2023 and 2025 projections were established by projecting a two and five percent increase from the 2021 survey, respectively. No survey was conducted in calendar years 2014, 2016, 2018, 2020 and 2022.



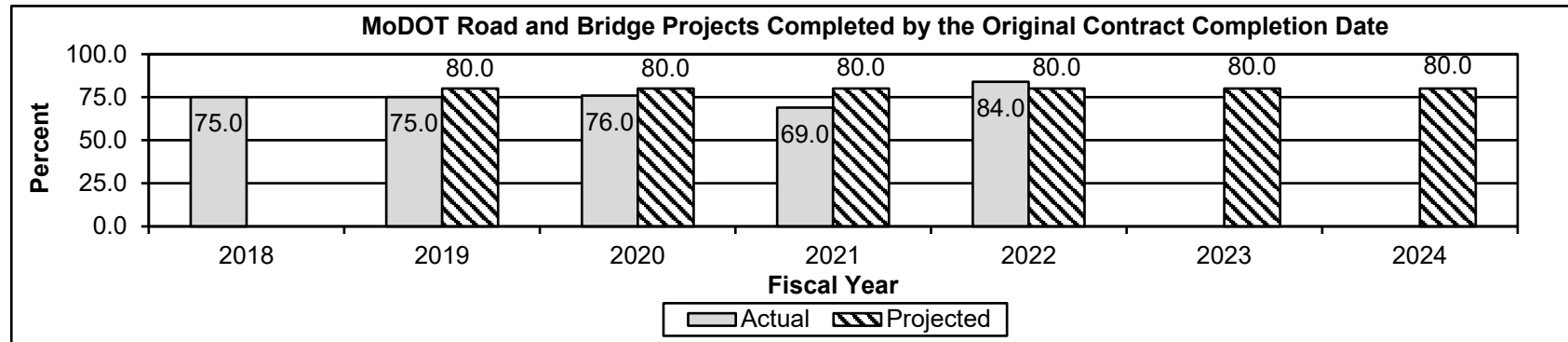
The projections for this measure are based on the statewide asset management plan and reflects the department's goal of maintaining current conditions. These are set by the department and will not change unless policy changes, regardless of performance. Currently, good comparison data is not available because states measure the condition of major and minor highways using a variety of methods. Data for calendar year 2020 will not be available because MoDOT was unable to measure the condition of these roads due to the pandemic.

Department of Transportation

HB Section: 4.450

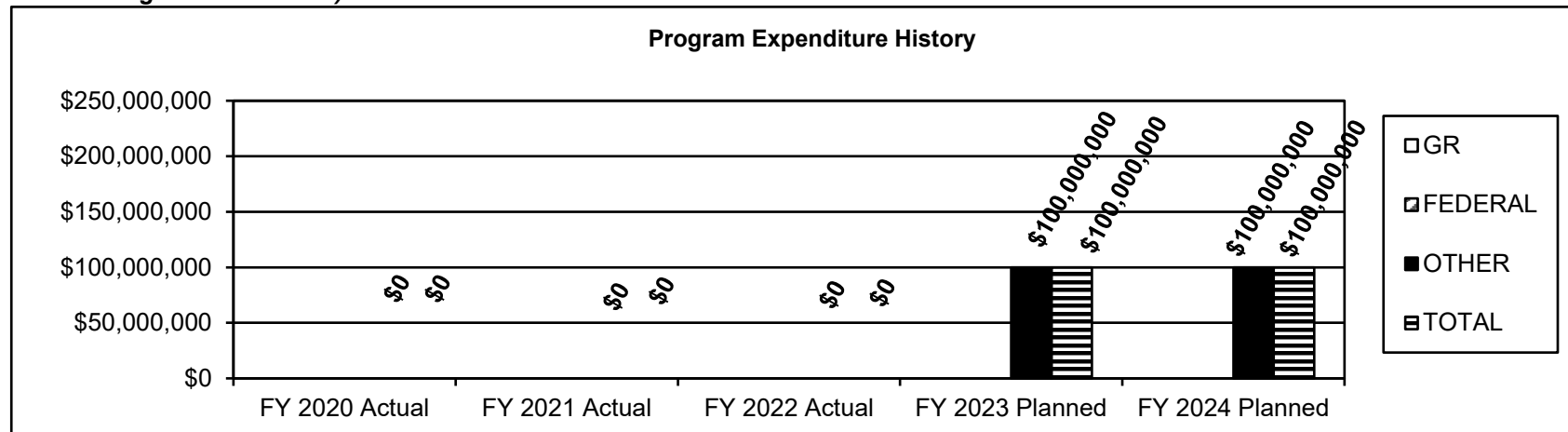
Program Name: Low Volume Route Maintenance and Repair

Program is found in the following core budget(s): Safety and Operations



MoDOT works to meet the initial contract completion date by preparing accurate plans and quantities and setting aggressive but reasonable completion dates. Occasionally, an authorized extension of the completion date is required for things like weather or additional work. This measure tracks the percentage of road and bridge projects completed by the commitment date originally established in the contract. MoDOT's target is 80 percent.

3. Provide actual expenditures for the prior three fiscal years and planned expenditures for the current fiscal year. (Note: Amounts do not include fringe benefit costs.)



PROGRAM DESCRIPTION

Page 347

<b>Department of Transportation</b>		<b>HB Section: 4.450</b>
<b>Program Name: Low Volume Route Maintenance and Repair</b>		
<b>Program is found in the following core budget(s): Safety and Operations</b>		
<b>4.</b>	<b>What are the sources of the "Other" funds?</b> Budget Stabilization Fund (0522)	
<b>5.</b>	<b>What is the authorization for this program, i.e., federal or state statute, etc.? (Include the federal program number, if applicable.)</b> Title 23 USC 133, Article IV, Section 30(b) MO Constitution and 226.220, RSMo.	
<b>6.</b>	<b>Are there federal matching requirements? If yes, please explain.</b> No.	
<b>7.</b>	<b>Is this a federally mandated program? If yes, please explain.</b> No.	



## PROGRAM DESCRIPTION

Department of Transportation

HB Section: 4.450, 4.465

Program Name: Ferryboat Operations

Program is found in the following core budget(s): Safety and Operations

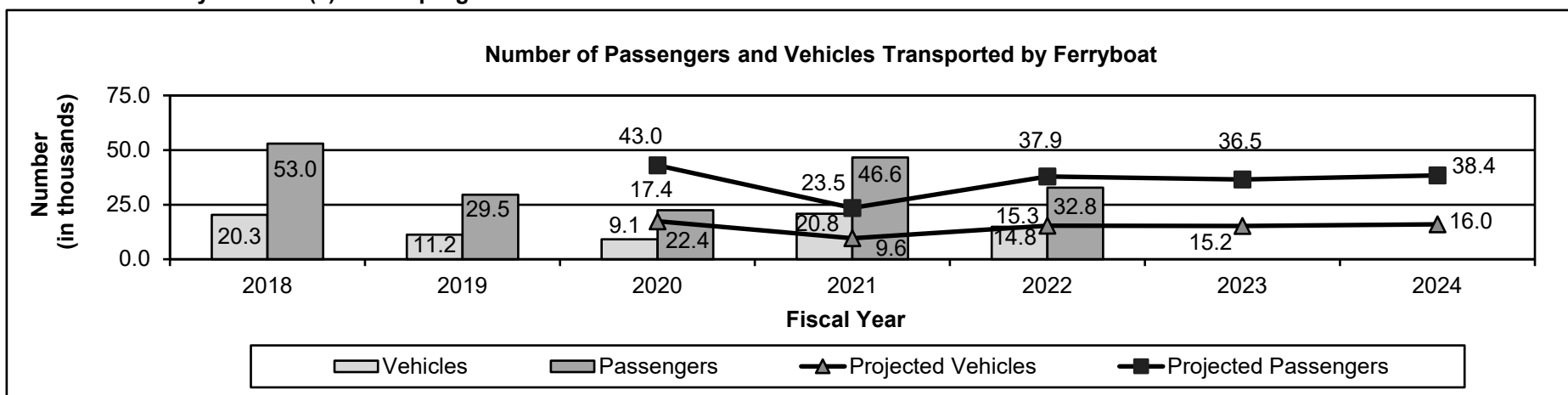
## 1a. What strategic priority does this program address?

Service - providing outstanding customer service, delivering efficient and innovative transportation projects and operating a reliable transportation system

## 1b. What does this program do?

Ferryboats are moveable bridges used in place of constructing a permanent bridge. The Ferryboat Operations program provides operating assistance to Missouri's two public ferries that cross into Illinois at Ste. Genevieve County (New Bourbon) and Kentucky at Mississippi County. Without these ferry services, tourists, freight, and other passengers would be required to drive to the nearest bridge crossing, a one-way detour of 44 miles for Ste. Genevieve County and 82 miles for Mississippi County.

## 2a. Provide an activity measure(s) for the program.



The 2023 projection for vehicles is based on the average number of vehicles from 2018 to 2022. The 2024 projection for vehicles is based on a five percent increase from the 2023 projection. The projected number of passengers is calculated using the 2023 and 2024 vehicle projections and the average passenger to vehicle ratio from 2018 to 2022.

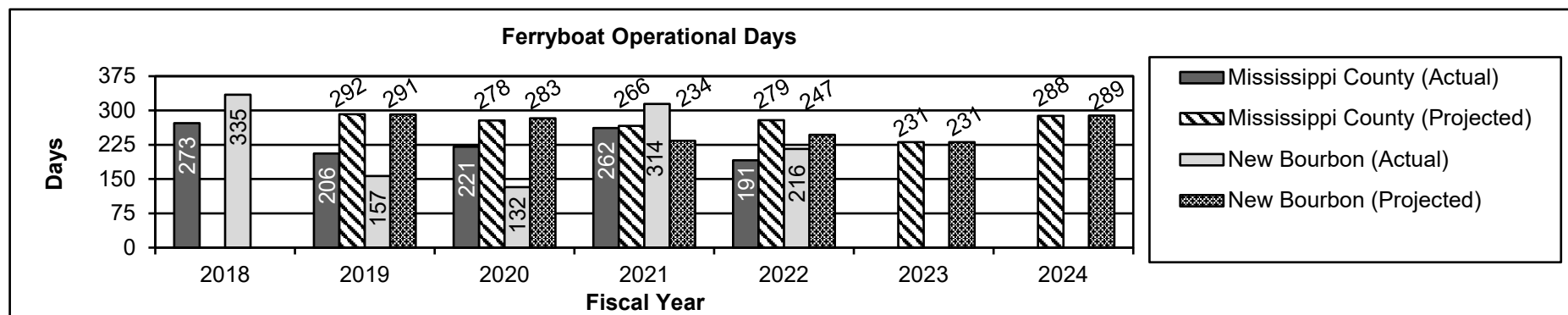
## PROGRAM DESCRIPTION

Department of Transportation

HB Section: 4.450, 4.465

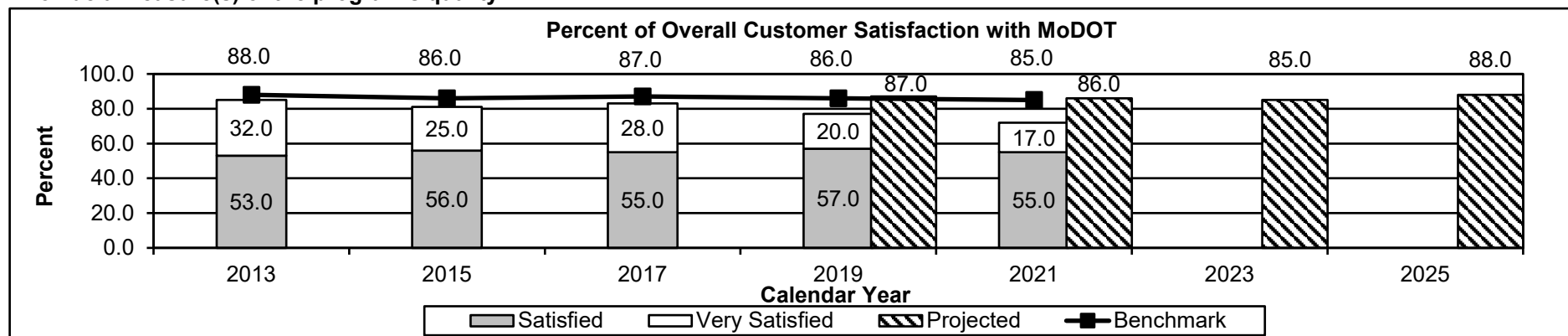
Program Name: Ferryboat Operations

Program is found in the following core budget(s): Safety and Operations



This chart measures the number of days the ferryboats located in New Bourbon and Mississippi County were in operation. The 2023 and 2024 projections were established by averaging the operational days for each ferry from 2018 to 2022 and projecting a 10 and 25 percent improvement, respectively.

**2b. Provide a measure(s) of the program's quality.**



Data is collected through a biennial survey conducted by a consultant. Historically, this has been a telephone survey of approximately 3,500 randomly selected Missourians; however, new for 2021, the survey offered both a phone and text option to 7,500 randomly selected adult Missourians. "How satisfied are you with the job the Missouri Department of Transportation is doing?" was the question surveyed. The benchmark data is from the American Customer Satisfaction Index, a national cross-industry measure of customer satisfaction in the United States. The 2023 projection is equal to the 2022 benchmark score of 85 percent. The 2025 projection was established by projecting a three percent improvement from the benchmark. No survey was conducted in calendar years 2014, 2016, 2018, 2020 and 2022.

## PROGRAM DESCRIPTION

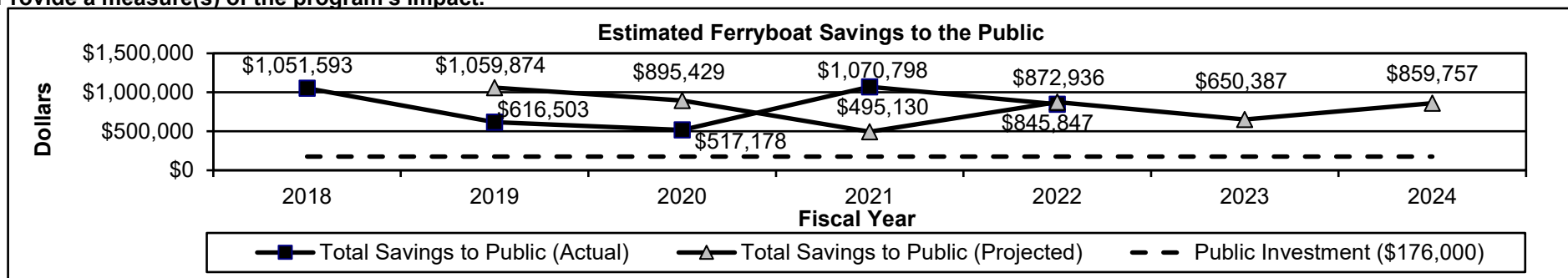
Department of Transportation

HB Section: 4.450, 4.465

Program Name: Ferryboat Operations

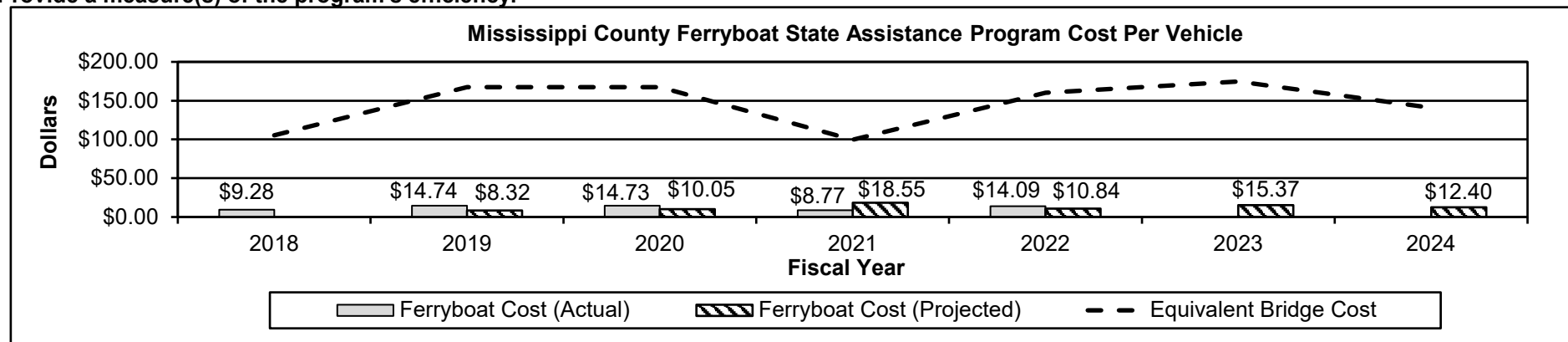
Program is found in the following core budget(s): Safety and Operations

2c. Provide a measure(s) of the program's impact.



Without ferry services, vehicles would be required to drive to the nearest bridge crossing, a one-way detour of 44 miles for New Bourbon and 82 miles for Mississippi County. The savings presented in this chart include both the estimated time savings per passenger and the fuel savings per vehicle transported by ferryboat. The projections are based on the estimated number of vehicles transported by ferryboat of 10,535 in fiscal year 2023 and 11,062 in fiscal year 2024.

2d. Provide a measure(s) of the program's efficiency.



The cost of the ferryboat state assistance program is measured by state dollars spent per vehicle utilizing the ferryboat in Mississippi County. The equivalent bridge cost per vehicle is calculated under the assumption that a new two-lane bridge over the Mississippi River would cost \$100 million and have an estimated life of 100 years. The base and stretch targets are based on the projected number of vehicles transported by ferryboat increasing to 5,724 in fiscal year 2023 and 7,099 in fiscal year 2024.

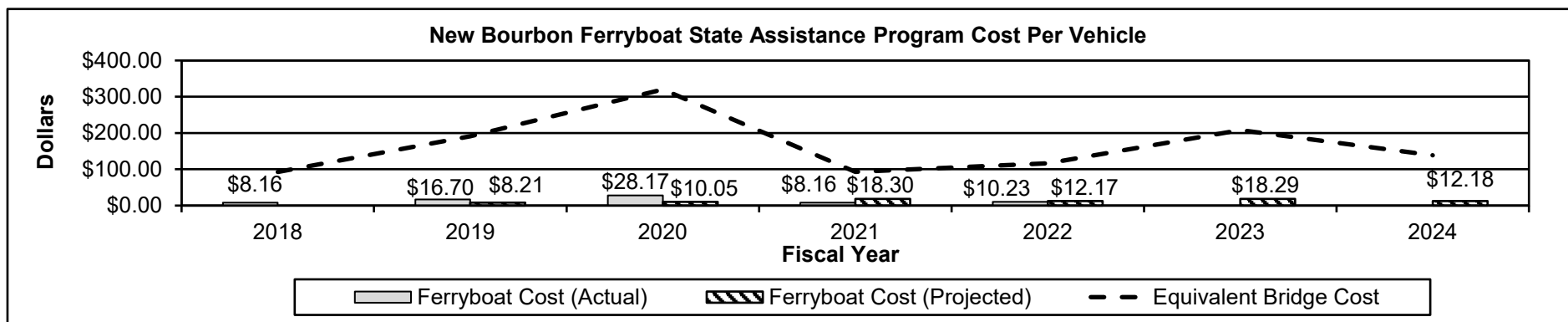
## PROGRAM DESCRIPTION

Department of Transportation

HB Section: 4.450, 4.465

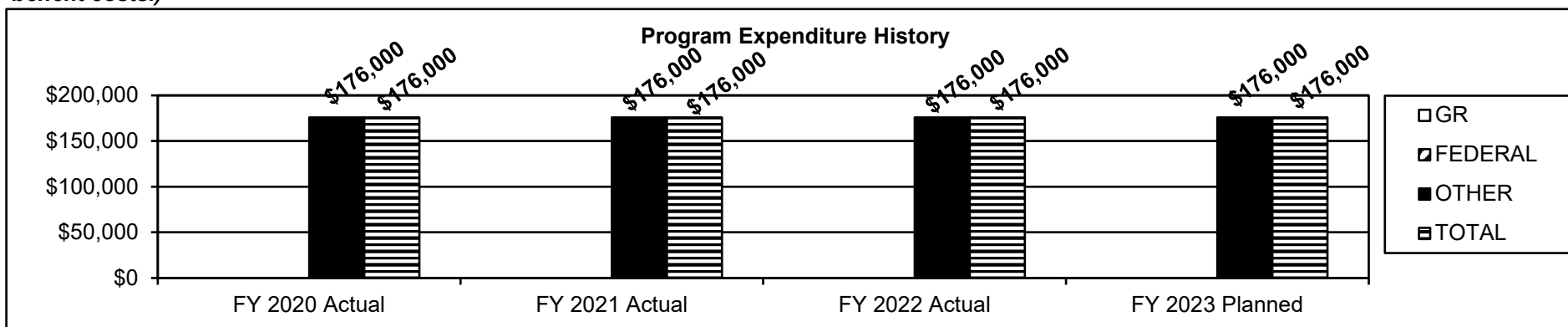
Program Name: Ferryboat Operations

Program is found in the following core budget(s): Safety and Operations



The cost of the ferryboat state assistance program is measured by state dollars spent per vehicle utilizing the ferryboats in New Bourbon. The cost per vehicle is calculated by dividing the annual state funding per ferryboat by the number of vehicles transported by each ferryboat. The equivalent bridge cost per vehicle is calculated under the assumption that a new two-lane bridge over the Mississippi River would cost \$100 million and have an estimated life of 100 years. The projections are based on the estimated increase in the number of vehicles transported by ferryboat of 4,811 in fiscal year 2023 and 7,223 in fiscal year 2024.

3. Provide actual expenditures for the prior three fiscal years and planned expenditures for the current fiscal year. (Note: Amounts do not include fringe benefit costs.)



## PROGRAM DESCRIPTION

Department of Transportation		HB Section: 4.450, 4.465
Program Name: Ferryboat Operations		
Program is found in the following core budget(s): Safety and Operations		
4.	<p><b>What are the sources of the "Other" funds?</b>  State Road Fund (0320)</p>	
5.	<p><b>What is the authorization for this program, i.e., federal or state statute, etc.? (Include the federal program number, if applicable.)</b>  Article IV, Section 30(b) and (c), MO Constitution, 68.035 and 226.220, RSMo.</p>	
6.	<p><b>Are there federal matching requirements? If yes, please explain.</b>  No</p>	
7.	<p><b>Is this a federally mandated program? If yes, please explain.</b>  No</p>	



## NEW DECISION ITEM

RANK: 5 OF 28

Department of Transportation  
 Division: Safety and Operations  
 DI Name: Safety and Ops-Safety Initiatives DI# 1605009

Budget Unit: Safety and Operations  
 HB Section: 4.450

## 1. AMOUNT OF REQUEST

FY 2024 Budget Request				
	GR	Federal	Other	Total
PS	0	0	0	0
EE	0	0	12,598,000	12,598,000
PSD	0	0	0	0
TRF	0	0	0	0
Total	0	0	12,598,000	12,598,000
FTE	0.00	0.00	0.00	0.00
HB 4	0	0	0	0
HB 5	0	0	0	0

Note: Fringes budgeted in House Bill 5 except for certain fringes budgeted directly to MoDOT, Highway Patrol, and Conservation.

Other Funds: State Road Fund (0320)  
 Non-Counts:

FY 2024 Governor's Recommendation				
	GR	Federal	Other	Total
PS	0	0	0	0
EE	0	0	0	0
PSD	0	0	0	0
TRF	0	0	0	0
Total	0	0	0	0
FTE	0.00	0.00	0.00	0.00
HB 4	0	0	0	0
HB 5	0	0	0	0

Note: Fringes budgeted in House Bill 5 except for certain fringes budgeted directly to MoDOT, Highway Patrol, and Conservation.

Other Funds:  
 Non-Counts:

## 2. THIS REQUEST CAN BE CATEGORIZED AS:

<input type="checkbox"/> New Legislation	<input type="checkbox"/> New Program	<input type="checkbox"/> Fund Switch
<input type="checkbox"/> Federal Mandate	<input checked="" type="checkbox"/> Program Expansion	<input type="checkbox"/> Cost to Continue
<input type="checkbox"/> GR Pick-Up	<input type="checkbox"/> Space Request	<input type="checkbox"/> Equipment Replacement
<input type="checkbox"/> Pay Plan	<input type="checkbox"/> Other: _____	

## 3. WHY IS THIS FUNDING NEEDED? PROVIDE AN EXPLANATION FOR ITEMS CHECKED IN #2. INCLUDE THE FEDERAL OR STATE STATUTORY OR CONSTITUTIONAL AUTHORIZATION FOR THIS PROGRAM.

This expansion item is requested for high priority safety related items such as additional automated Truck Mounted Attenuators (TMAs), TMA video recording systems, TMAs for our existing fleet and outsourcing our safety trainings. This expansion also includes \$2.0 million for paid media to educate the public about the dangers associated with risky driving behaviors to drive Missouri toward zero roadway deaths.

## NEW DECISION ITEM

RANK: 5 OF 28

<b>Department of Transportation</b>	<b>Budget Unit: Safety and Operations</b>
<b>Division: Safety and Operations</b>	
<b>DI Name: Safety and Ops-Safety Initiatives</b>	<b>DI# 1605009</b>
	<b>HB Section: 4.450</b>

The Department's request for the fiscal year 2024 Safety and Operations Safety Initiatives by type and fund is as follows:

<b>Equipment</b>	<b>Increase</b>	<b>Fund</b>
Safety and Operations	\$7,568,000	State Road Fund
Fleet, Facilities & Info Systems	\$3,030,000	State Road Fund
<b>Total Equipment</b>	<b>\$10,598,000</b>	
<b>Professional Services</b>		<b>Fund</b>
Safety and Operations	\$2,000,000	State Road Fund
<b>Total Professional Services</b>	<b>\$2,000,000</b>	
<b>Total Safety and Ops Initiatives</b>	<b>\$12,598,000</b>	

**4. DESCRIBE THE DETAILED ASSUMPTIONS USED TO DERIVE THE SPECIFIC REQUESTED AMOUNT. (How did you determine that the requested number of FTE were appropriate? From what source or standard did you derive the requested levels of funding? Were alternatives such as outsourcing or automation considered? If based on new legislation, does request tie to TAFP fiscal note? If not, explain why. Detail which portions of the request are one-times and how those amounts were calculated.)**

Additional high priority safety items include equipment such as automated flaggers and automated pot-hole patchers (not truck mounted), additional TMAs, temporary rumble strips, trucks with booms to move concrete barriers, bucket trucks for sign installation and full matrix message boards on the TMAs on the interstates. This equipment helps reduce risks to employees and the traveling public.



## NEW DECISION ITEM

RANK: 5 OF 28

Department of Transportation	Budget Unit: <u>Safety and Operations</u>
Division: <u>Safety and Operations</u>	
DI Name: <u>Safety and Ops-Safety Initiatives</u> DI# <u>1605009</u>	HB Section: <u>4.450</u>

## 5. BREAK DOWN THE REQUEST BY BUDGET OBJECT CLASS, JOB CLASS, AND FUND SOURCE. IDENTIFY ONE-TIME COSTS.

Budget Object Class/Job Class	Dept Req GR DOLLARS	Dept Req GR FTE	Dept Req FED DOLLARS	Dept Req FED FTE	Dept Req OTHER DOLLARS	Dept Req OTHER FTE	Dept Req TOTAL DOLLARS	Dept Req TOTAL FTE	Dept Req One-Time DOLLARS
<b>Total PS</b>	<u>0</u>	<u>0.0</u>	<u>0</u>	<u>0.0</u>	<u>0</u>	<u>0.0</u>	<u>0</u>	<u>0.0</u>	<u>0</u>
Equipment	0		0		10,598,000		10,598,000		
Professional Services	0		0		2,000,000		2,000,000		
<b>Total EE</b>	<u>0</u>		<u>0</u>		<u>12,598,000</u>		<u>12,598,000</u>		<u>0</u>
Program Distributions							0		
<b>Total PSD</b>	<u>0</u>		<u>0</u>		<u>0</u>		<u>0</u>		<u>0</u>
Transfers							0		
<b>Total TRF</b>	<u>0</u>		<u>0</u>		<u>0</u>		<u>0</u>		<u>0</u>
<b>Grand Total</b>	<u>0</u>	<u>0.0</u>	<u>0</u>	<u>0.0</u>	<u>12,598,000</u>	<u>0.0</u>	<u>12,598,000</u>	<u>0.0</u>	<u>0</u>

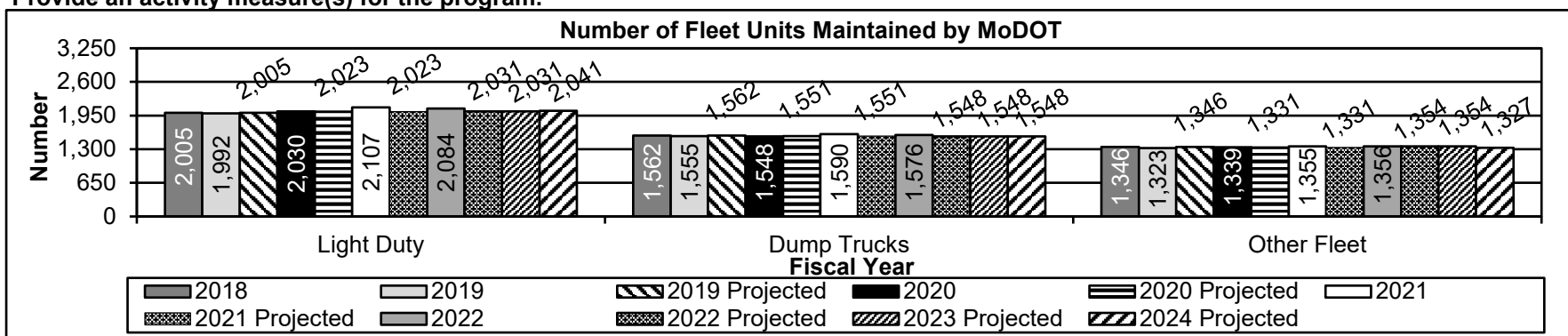
**NEW DECISION ITEM**  
**RANK: 5 OF 28**

**Department of Transportation**  
**Division: Safety and Operations**  
**DI Name: Safety and Ops-Safety Initiatives**      **DI# 1605009**


**Budget Unit: Safety and Operations**  
**HB Section: 4.450**

**6. PERFORMANCE MEASURES (If new decision item has an associated core, separately identify projected performance with & without additional funding.)**

**6a. Provide an activity measure(s) for the program.**



Light duty fleet includes cars, pickups, utility trucks, vans and light duty trucks. Dump trucks include single and tandem axle trucks. All other fleet, such as backhoes, loaders, tractors and specialty items are included in other fleet. The number of fleet maintained will not increase. The projection for fiscal years 2023 and 2024 are set by the department.

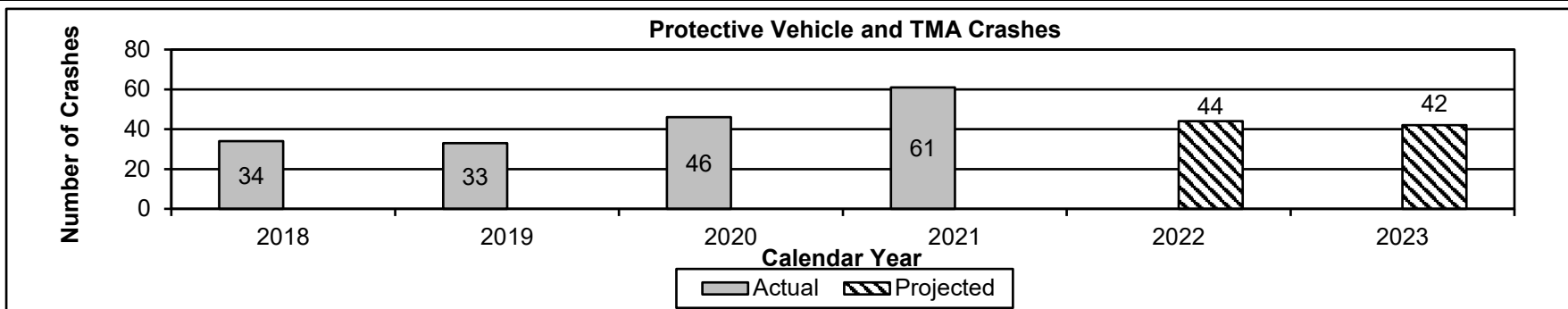


The number of potholes patched in each calendar year is estimated by the total tonnage of asphalt used during the same time period. The 2022 and 2023 projections were established by averaging the tonnage of asphalt used and number of potholes patched for the last five calendar years.

## NEW DECISION ITEM

RANK: 5 OF 28

Department of Transportation

Budget Unit: Safety and OperationsDivision: Safety and OperationsDI Name: Safety and Ops-Safety InitiativesDI# 1605009HB Section: 4.450

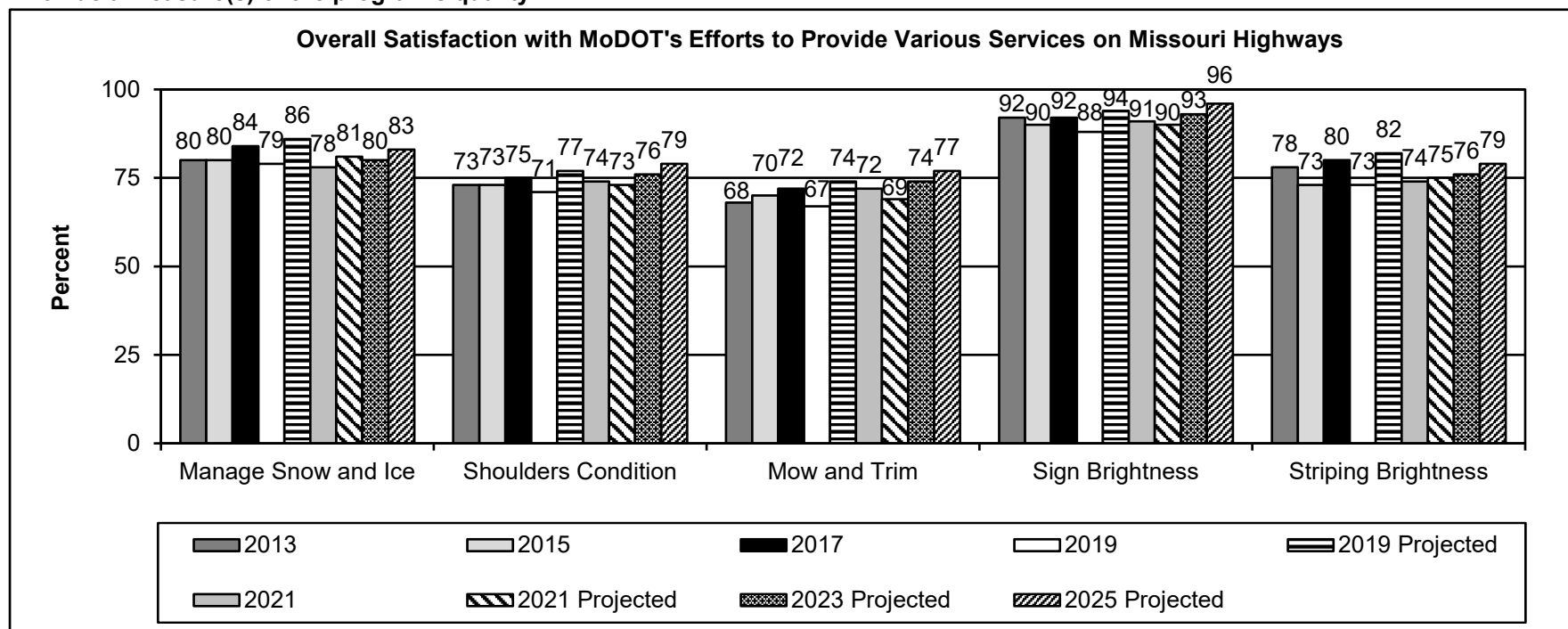
The goal for this measure is to eliminate work zone crashes and reduce the number of protective vehicle/truck mounted attenuator crashes. The 2022 and 2023 projections were established by averaging the number of crashes for the last four years and reducing that number by five percent each year.

NEW DECISION ITEM  
RANK: 5 OF 28

Department of Transportation  
Division: Safety and Operations  
DI Name: Safety and Ops-Safety Initiatives DI# 1605009

Budget Unit: Safety and Operations  
HB Section: 4.450

6b. Provide a measure(s) of the program's quality.



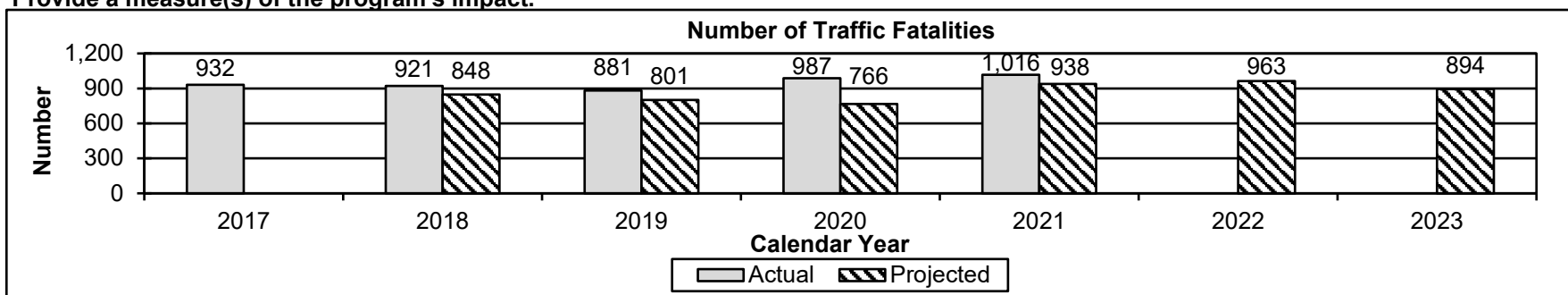
Data is collected through a biennial survey conducted by a consultant. Historically, this has been a telephone survey of approximately 3,500 adult Missourians; however, new for 2021, the survey offered both a phone and text option to approximately 7,500 randomly selected adult Missourians. The questions surveyed were "How satisfied are you with: MoDOT's efforts to manage snow and ice on highways; MoDOT's efforts to keep the shoulders on highways in good condition; MoDOT's efforts to mow and trim trees, grass and weeds along highways; the brightness of MoDOT signs; and the brightness of striping on MoDOT's highways?" Overall satisfaction for the years above was calculated by adding the very satisfied and the satisfied responses. The 2023 and 2025 projections were established by projecting a two and five percent increase from the 2021 survey, respectively. No survey was conducted in calendar years 2014, 2016, 2018, 2020 and 2022.

**NEW DECISION ITEM**  
**RANK: 5 OF 28**

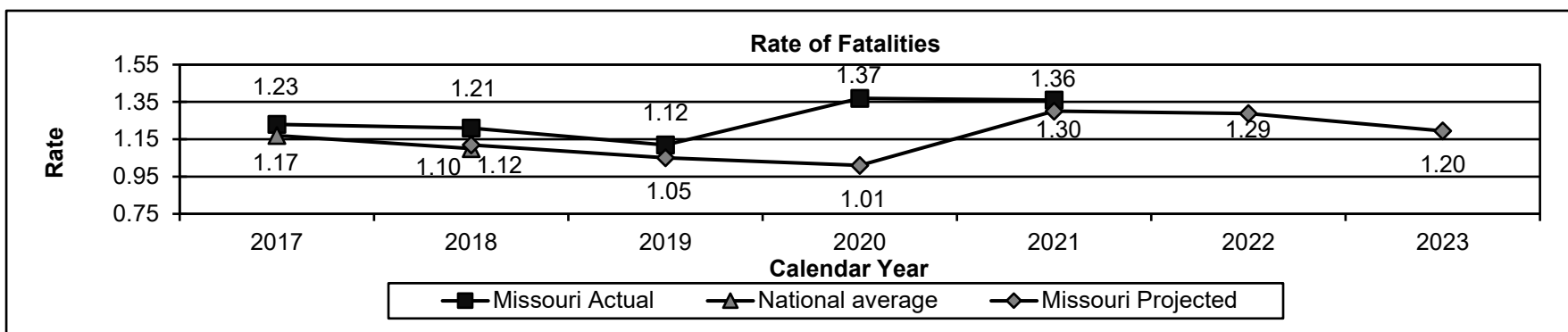
**Department of Transportation**  
**Division: Safety and Operations**  
**DI Name: Safety and Ops-Safety Initiatives**      **DI# 1605009**

**Budget Unit: Safety and Operations**  
**HB Section: 4.450**

**6c. Provide a measure(s) of the program's impact.**



The 2022 and 2023 projections are based on a 5.26 percent and 7.10 percent reduction in traffic fatalities from the 2021 actual and 2022 projection, respectively. The reductions are based on the goal set in the 2023 Highway Safety Plan to have zero fatalities by 2030. The 2030 goal is not based on a linear reduction. Instead, it assumes smaller reductions in the early years followed by larger reductions toward the end of the decade as vehicle technologies and roadways improvements are implemented.

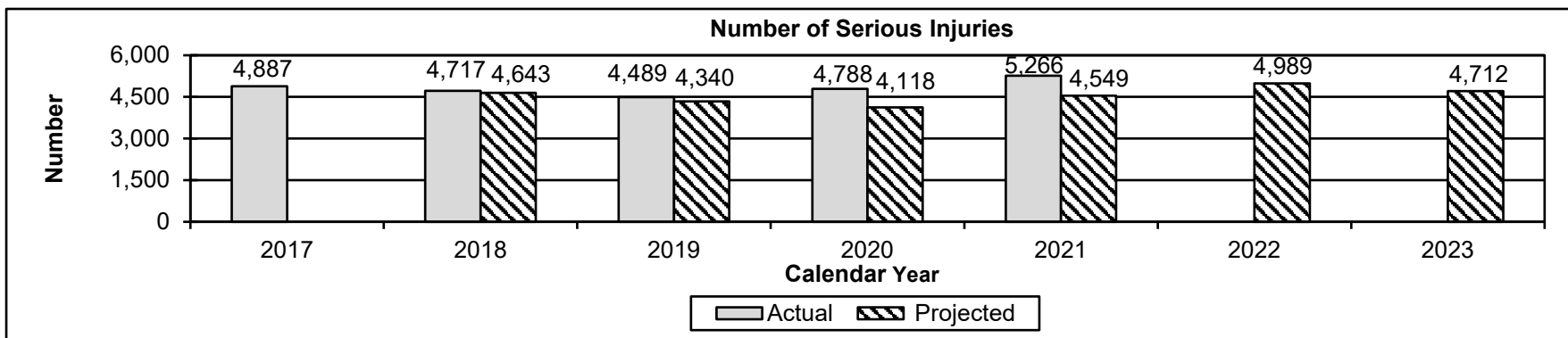


This chart displays the annual fatality rates per 100 million vehicle miles traveled (VMT). For example, the rate of fatalities in 2021 was calculated by dividing 1,016 fatalities by 74.8 billion VMT and multiplying that by 100 million. The projections were established using the projected number of fatalities for each year and the actual 2021 VMT.

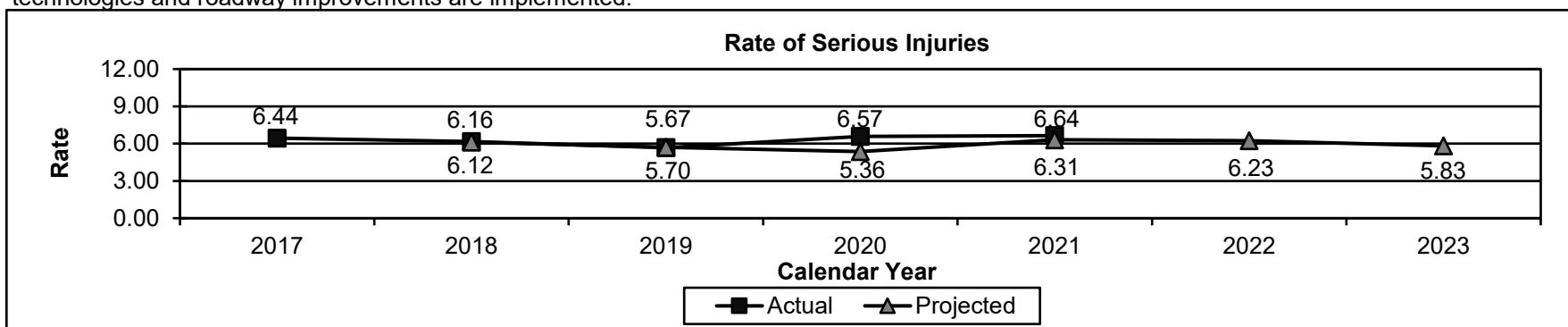
**NEW DECISION ITEM**  
**RANK: 5 OF 28**

**Department of Transportation**  
**Division: Safety and Operations**  
**DI Name: Safety and Ops-Safety Initiatives**      **DI# 1605009**

**Budget Unit: Safety and Operations**  
**HB Section: 4.450**



The 2022 and 2023 projections are based on a 5.26 percent and 5.56 percent reduction in serious injuries from the 2021 actuals and 2022 projection, respectively. The reductions are based on the goal set in the 2023 Highway Safety Plan to have zero serious injuries by 2040. The 2040 goal is not based on a linear reduction. Instead, it assumes smaller reductions in the early years followed by larger reductions toward the end of the vicennial as vehicle technologies and roadway improvements are implemented.

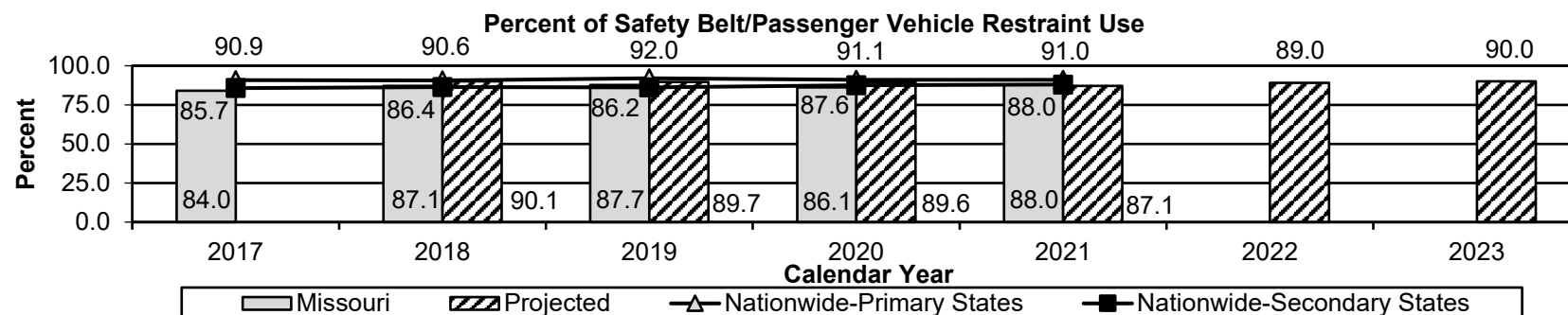


This chart displays the annual serious injury rates per 100 million vehicle miles traveled (VMT). For example, the rate of serious injuries in 2021 was calculated by dividing 5,266 serious injuries by 79.2 billion VMT and multiplying that by 100 million. The projections were established using the projected number of serious injuries for each year and a one percent increase of the 2021 VMT.

## NEW DECISION ITEM

RANK: 5 OF 28

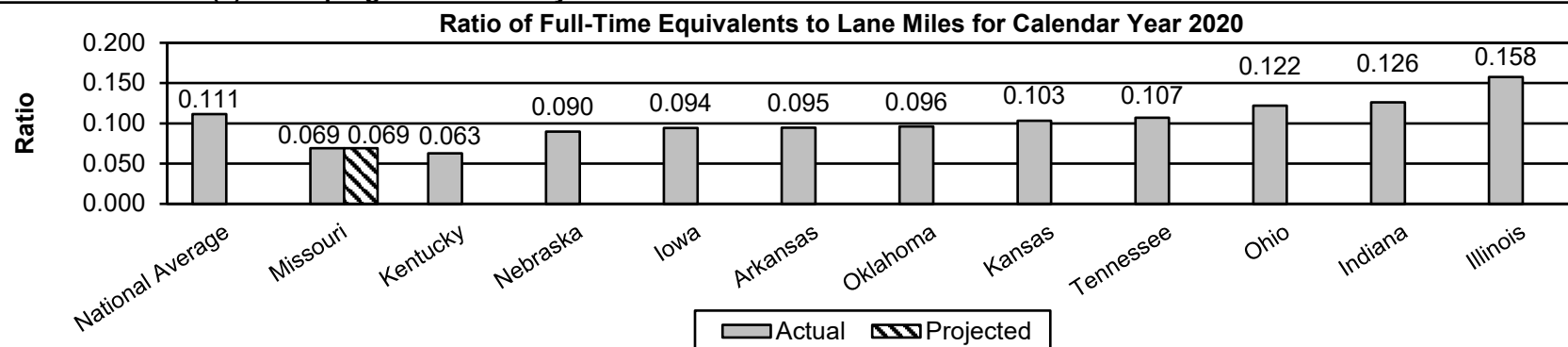
Department of Transportation

Budget Unit: Safety and OperationsDivision: Safety and OperationsDI Name: Safety and Ops-Safety InitiativesDI# 1605009HB Section: 4.450

States with a primary seat belt law rank highest on seat belt use nationwide. States that have a secondary law continue to rate lowest in national rankings. MoDOT's 2022 and 2023 projections are equal to a one percent increase in seat belt usage each year.

6d.

**Provide a measure(s) of the program's efficiency.**

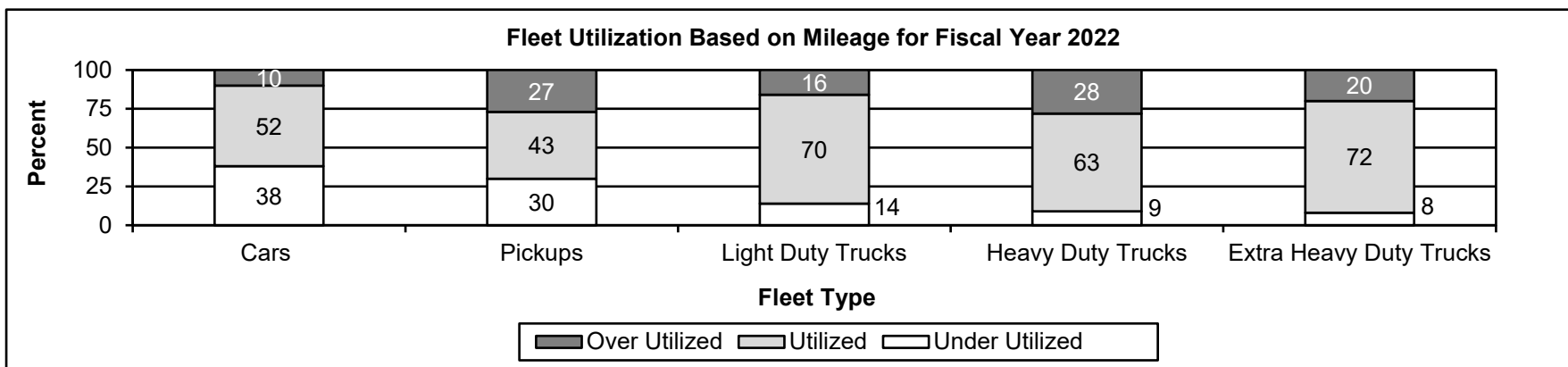


Full-time equivalent (FTE) is the total number of hours worked or on paid leave divided by 2,080. The ratio in this measure was calculated by dividing the FTEs in the Census Bureau - 2020 Annual Survey of Public Employees and Payroll, by the estimated number of lane miles in the 2020 FHWA report of State Highway Agency-Owned Public Roads (HM-81). A low ratio means MoDOT is efficiently maintaining roadways with limited resources. The projection is based on budgeted FTEs. Calendar year 2021 data was not available at time of publication.

## NEW DECISION ITEM

RANK: 5 OF 28

Department of Transportation

Budget Unit: Safety and OperationsDivision: Safety and OperationsDI Name: Safety and Ops-Safety InitiativesDI# 1605009HB Section: 4.450

The chart provides the fleet utilization based on annual mileage thresholds and miles driven. For example, a passenger car has a threshold of 15,000 miles per year. A passenger car is considered under utilized when used less than 11,259 miles per year. A passenger car is considered over utilized when used more than 18,750 miles per year.



NEW DECISION ITEM  
RANK: 5 OF 28

Department of Transportation	Budget Unit: <u>Safety and Operations</u>
Division: <u>Safety and Operations</u>	
DI Name: <u>Safety and Ops-Safety Initiatives</u> DI# <u>1605009</u>	HB Section: <u>4.450</u>

**7. STRATEGIES TO ACHIEVE THE PERFORMANCE MEASUREMENT TARGETS:**

Invest in Missouri's transportation infrastructure to improve safety on Missouri's roads.

**DECISION ITEM DETAIL**

Budget Unit	FY 2022	FY 2022	FY 2023	FY 2023	FY 2024	FY 2024	*****	*****
Decision Item	ACTUAL	ACTUAL	BUDGET	BUDGET	DEPT REQ	DEPT REQ	SECURED	SECURED
Budget Object Class	DOLLAR	FTE	DOLLAR	FTE	DOLLAR	FTE	COLUMN	COLUMN
<b>SAFETY AND OPERATIONS</b>								
Safety Initiatives NDI - 1605009								
OTHER EQUIPMENT	0	0.00	0	0.00	9,568,000	0.00	0	0.00
<b>TOTAL - EE</b>	<b>0</b>	<b>0.00</b>	<b>0</b>	<b>0.00</b>	<b>9,568,000</b>	<b>0.00</b>	<b>0</b>	<b>0.00</b>
<b>GRAND TOTAL</b>	<b>\$0</b>	<b>0.00</b>	<b>\$0</b>	<b>0.00</b>	<b>\$9,568,000</b>	<b>0.00</b>	<b>\$0</b>	<b>0.00</b>
GENERAL REVENUE	\$0	0.00	\$0	0.00	\$0	0.00		0.00
FEDERAL FUNDS	\$0	0.00	\$0	0.00	\$0	0.00		0.00
OTHER FUNDS	\$0	0.00	\$0	0.00	\$9,568,000	0.00		0.00

**DECISION ITEM DETAIL**

Budget Unit	FY 2022	FY 2022	FY 2023	FY 2023	FY 2024	FY 2024	*****	*****
Decision Item	ACTUAL	ACTUAL	BUDGET	BUDGET	DEPT REQ	DEPT REQ	SECURED	SECURED
Budget Object Class	DOLLAR	FTE	DOLLAR	FTE	DOLLAR	FTE	COLUMN	COLUMN
<b>FLEET,FACILITIES&amp;INFO SYSTEMS</b>								
Safety Initiatives NDI - 1605009								
OTHER EQUIPMENT	0	0.00	0	0.00	3,030,000	0.00	0	0.00
<b>TOTAL - EE</b>	<b>0</b>	<b>0.00</b>	<b>0</b>	<b>0.00</b>	<b>3,030,000</b>	<b>0.00</b>	<b>0</b>	<b>0.00</b>
<b>GRAND TOTAL</b>	<b>\$0</b>	<b>0.00</b>	<b>\$0</b>	<b>0.00</b>	<b>\$3,030,000</b>	<b>0.00</b>	<b>\$0</b>	<b>0.00</b>
GENERAL REVENUE	\$0	0.00	\$0	0.00	\$0	0.00		0.00
FEDERAL FUNDS	\$0	0.00	\$0	0.00	\$0	0.00		0.00
OTHER FUNDS	\$0	0.00	\$0	0.00	\$3,030,000	0.00		0.00

*This page left blank intentionally.*



## NEW DECISION ITEM

RANK: 6 OF 28

Department of Transportation	Budget Unit: <u>Safety and Operations</u>
Division: <u>Safety and Operations</u>	
DI Name: <u>Safety and Ops-Inflation</u>	DI# <u>1605010</u>
	HB Section: <u>4.450</u>

## 1. AMOUNT OF REQUEST

	FY 2024 Budget Request			
	GR	Federal	Other	Total
PS	0	0	0	0
EE	0	0	12,500,000	12,500,000
PSD	0	0	0	0
TRF	0	0	0	0
Total	0	0	12,500,000	12,500,000

FTE	0.00	0.00	0.00	0.00
HB 4	0	0	0	0
HB 5	0	0	0	0

Note: Fringes budgeted in House Bill 5 except for certain fringes budgeted directly to MoDOT, Highway Patrol, and Conservation.

Other Funds: State Road Fund (0320)

Non-Counts:

	FY 2024 Governor's Recommendation			
	GR	Federal	Other	Total
PS	0	0	0	0
EE	0	0	0	0
PSD	0	0	0	0
TRF	0	0	0	0
Total	0	0	0	0

FTE	0.00	0.00	0.00	0.00
HB 4	0	0	0	0
HB 5	0	0	0	0

Note: Fringes budgeted in House Bill 5 except for certain fringes budgeted directly to MoDOT, Highway Patrol, and Conservation.

Other Funds: State Road Fund (0320)

Non-Counts:

## 2. THIS REQUEST CAN BE CATEGORIZED AS:

<input type="checkbox"/> New Legislation	<input type="checkbox"/> New Program	<input type="checkbox"/> Fund Switch
<input type="checkbox"/> Federal Mandate	<input checked="" type="checkbox"/> Program Expansion	<input type="checkbox"/> Cost to Continue
<input type="checkbox"/> GR Pick-Up	<input type="checkbox"/> Space Request	<input type="checkbox"/> Equipment Replacement
<input type="checkbox"/> Pay Plan	<input type="checkbox"/> Other: _____	

## 3. WHY IS THIS FUNDING NEEDED? PROVIDE AN EXPLANATION FOR ITEMS CHECKED IN #2. INCLUDE THE FEDERAL OR STATE STATUTORY OR CONSTITUTIONAL AUTHORIZATION FOR THIS PROGRAM.

This expansion item is requested for \$12.5 million to account for the increasing price of roadway materials due to inflation.

NEW DECISION ITEM  
RANK: 6 OF 28

Department of Transportation				Budget Unit: <u>Safety and Operations</u>					
Division: <u>Safety and Operations</u>									
DI Name: <u>Safety and Ops-Inflation</u>				DI# <u>1605010</u> HB Section: <u>4.450</u>					
<p><b>4. DESCRIBE THE DETAILED ASSUMPTIONS USED TO DERIVE THE SPECIFIC REQUESTED AMOUNT. (How did you determine that the requested number of FTE were appropriate? From what source or standard did you derive the requested levels of funding? Were alternatives such as outsourcing or automation considered? If based on new legislation, does request tie to TAFP fiscal note? If not, explain why. Detail which portions of the request are one-times and how those amounts were calculated.)</b></p> <p>This approximately four percent increase is to help address the inflationary pressures impacting all of the materials that MoDOT uses to maintain our roadways. In fiscal year 2022, expenditures for fuel increased \$5.5 million and asphalt increased \$7.0 million.</p>									
<p><b>5. BREAK DOWN THE REQUEST BY BUDGET OBJECT CLASS, JOB CLASS, AND FUND SOURCE. IDENTIFY ONE-TIME COSTS.</b></p>									
Budget Object Class/Job Class	Dept Req GR DOLLARS	Dept Req GR FTE	Dept Req FED DOLLARS	Dept Req FTE	Dept Req OTHER DOLLARS	Dept Req OTHER FTE	Dept Req TOTAL DOLLARS	Dept Req TOTAL FTE	Dept Req One-Time DOLLARS
<b>Total PS</b>	0	0.0	0	0.0	0	0.0	0	0.0	0
Supplies	0		0		12,500,000		12,500,000		
<b>Total EE</b>	0		0		12,500,000		12,500,000		0
Program Distributions							0		
<b>Total PSD</b>	0		0		0		0		0
Transfers							0		
<b>Total TRF</b>	0		0		0		0		0
<b>Grand Total</b>	0	0.0	0	0.0	12,500,000	0.0	12,500,000	0.0	0

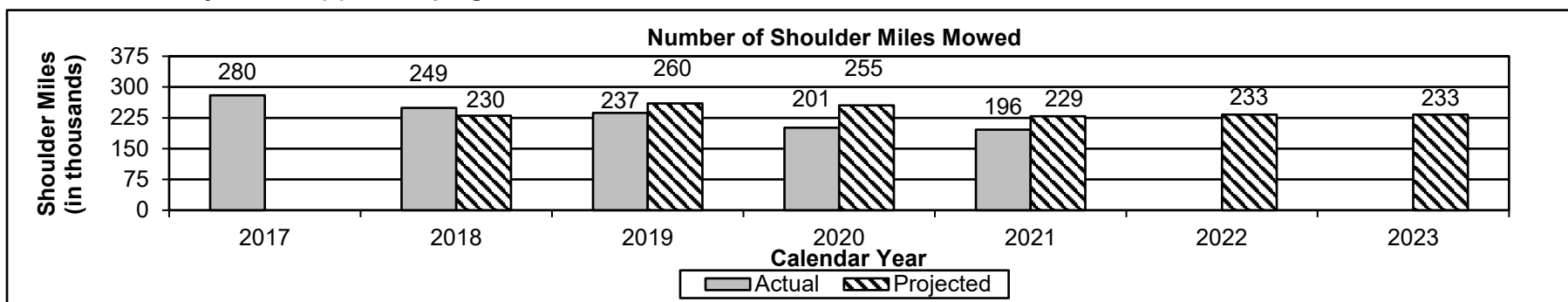
**NEW DECISION ITEM**  
**RANK: 6 OF 28**

Department of Transportation  
Division: Safety and Operations  
DI Name: Safety and Ops-Inflation DI# 1605010

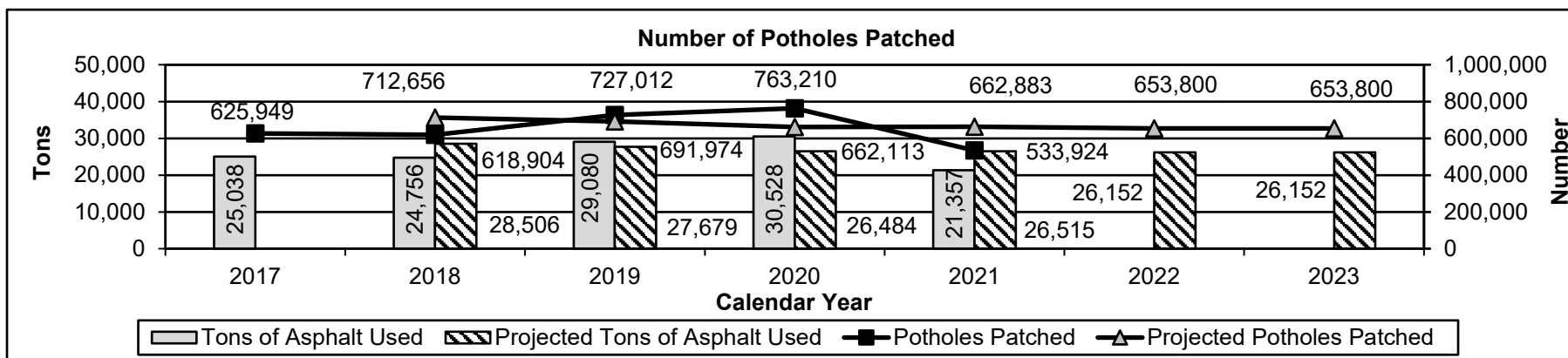
Budget Unit: Safety and Operations  
HB Section: 4.450

**6. PERFORMANCE MEASURES (If new decision item has an associated core, separately identify projected performance with & without additional funding.)**

**6a. Provide an activity measure(s) for the program.**



The department mows two 15 foot wide passes off the shoulder on the final mow of the season in odd numbered years, rather than one 15 foot wide pass in even numbered years. The 2022 and 2023 projections were established by averaging the number of shoulder miles mowed in the last five years.



The number of potholes patched in each calendar year is estimated by the total tonnage of asphalt used during the same time period. The 2022 and 2023 projections were established by averaging the tonnage of asphalt used and number of potholes patched for the last five calendar years.



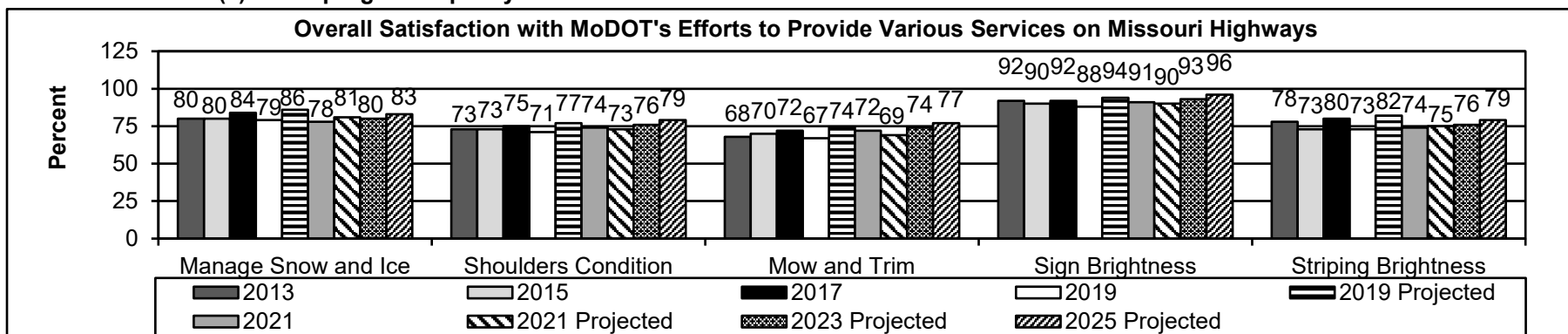
**NEW DECISION ITEM**  
**RANK: 6 OF 28**

Department of Transportation  
Division: Safety and Operations  
DI Name: Safety and Ops-Inflation DI# 1605010

Budget Unit: Safety and Operations

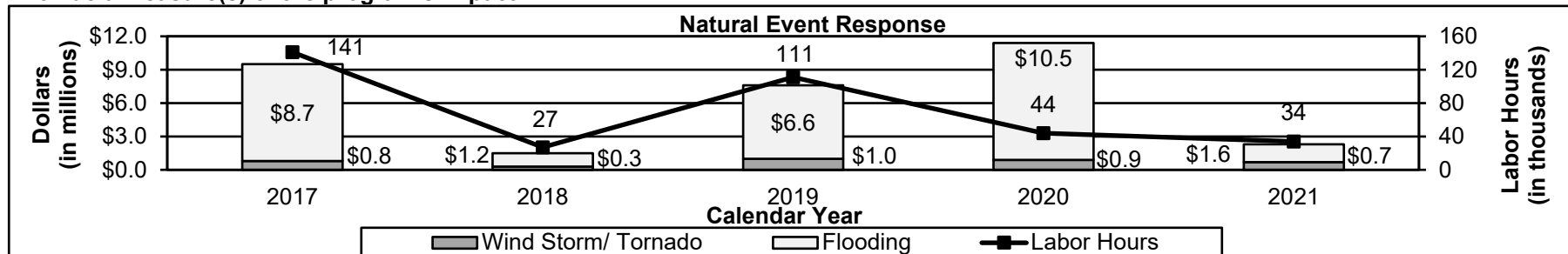
HB Section: 4.450

**6b. Provide a measure(s) of the program's quality.**



Data is collected through a biennial survey conducted by a consultant. Historically, this has been a telephone survey of approximately 3,500 randomly selected Missourians; however, new for 2021, the survey offered both a phone and text option to 7,500 randomly selected adult Missourians. The questions surveyed were "How satisfied are you with: MoDOT's efforts to manage snow and ice on highways; MoDOT's efforts to keep the shoulders on highways in good condition; MoDOT's efforts to mow and trim trees, grass and weeds along highways; the brightness of MoDOT signs; and the brightness of striping on MoDOT's highways?" Overall satisfaction for the years above was calculated by adding the very satisfied and the satisfied responses. The 2023 and 2025 projections were established by projecting a two and five percent increase from the 2021 survey, respectively. No survey was conducted in calendar years 2014, 2016, 2018, 2020 and 2022.

**6c. Provide a measure(s) of the program's impact.**

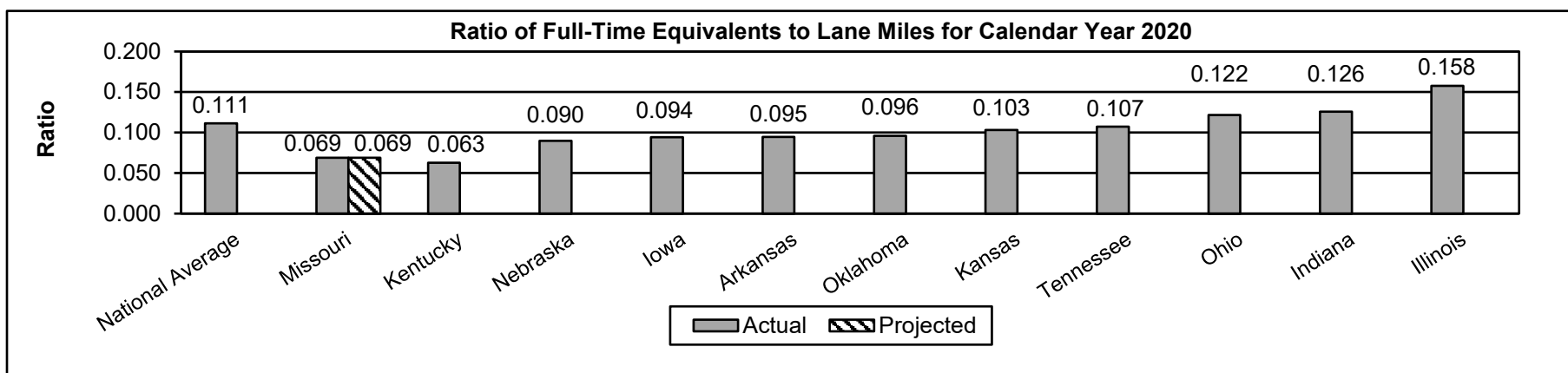


This measure tracks the maintenance dollars and labor hours expended for non-snow related natural events such as flooding, tornadoes and wind storms. These expenditures include disasters declared by the President or Governor and non-declared events.

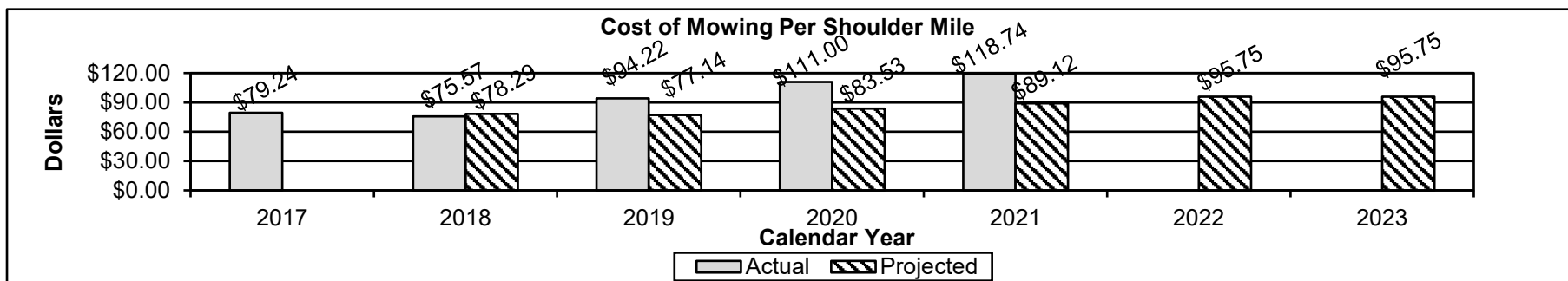
## NEW DECISION ITEM

RANK: 6 OF 28

Department of Transportation

Budget Unit: Safety and OperationsDivision: Safety and OperationsDI Name: Safety and Ops-InflationDI# 1605010HB Section: 4.450

Full-time equivalent (FTE) is the total number of hours worked or on paid leave divided by 2,080. The ratio in this measure was calculated by dividing the FTEs in the Census Bureau - 2020 Annual Survey of Public Employees and Payroll by the estimated number of lane miles in the 2020 FHWA report of State Highway Agency-Owned Public Roads (HM-81). A low ratio means MoDOT is efficiently maintaining roadways with limited resources. The projection is based on budgeted FTEs. Calendar year 2021 data was not available at time of publication.



The 2022 and 2023 projections are established by averaging the cost of mowing per shoulder mile for the last five calendar years.

NEW DECISION ITEM  
RANK: 6 OF 28

Department of Transportation		Budget Unit: <u>Safety and Operations</u>
Division: <u>Safety and Operations</u>		
DI Name: <u>Safety and Ops-Inflation</u>	DI# <u>1605010</u>	HB Section: <u>4.450</u>

**7. STRATEGIES TO ACHIEVE THE PERFORMANCE MEASUREMENT TARGETS:**

Invest in Missouri's transportation infrastructure to improve or maintain the condition of Missouri's roads and bridges and honor commitments to the public, contractors and other vendors.

**DECISION ITEM DETAIL**

Budget Unit	FY 2022	FY 2022	FY 2023	FY 2023	FY 2024	FY 2024	*****	*****
Decision Item	ACTUAL	ACTUAL	BUDGET	BUDGET	DEPT REQ	DEPT REQ	SECURED	SECURED
Budget Object Class	DOLLAR	FTE	DOLLAR	FTE	DOLLAR	FTE	COLUMN	COLUMN
<b>SAFETY AND OPERATIONS</b>								
Safety & Ops Inflation NDI - 1605010								
SUPPLIES	0	0.00	0	0.00	12,500,000	0.00	0	0.00
<b>TOTAL - EE</b>	<b>0</b>	<b>0.00</b>	<b>0</b>	<b>0.00</b>	<b>12,500,000</b>	<b>0.00</b>	<b>0</b>	<b>0.00</b>
<b>GRAND TOTAL</b>	<b>\$0</b>	<b>0.00</b>	<b>\$0</b>	<b>0.00</b>	<b>\$12,500,000</b>	<b>0.00</b>	<b>\$0</b>	<b>0.00</b>
GENERAL REVENUE	\$0	0.00	\$0	0.00	\$0	0.00		0.00
FEDERAL FUNDS	\$0	0.00	\$0	0.00	\$0	0.00		0.00
OTHER FUNDS	\$0	0.00	\$0	0.00	\$12,500,000	0.00		0.00

*This page left blank intentionally.*



NEW DECISION ITEM  
RANK: 7 OF 28

Department of Transportation Division: Safety and Operations DI Name: Safety and Ops-TMAs Expansion      DI# 1605011	Budget Unit: <u>Safety and Operations</u> HB Section: <u>4.450</u>
--	---

**1. AMOUNT OF REQUEST**

FY 2024 Budget Request					FY 2024 Governor's Recommendation				
	GR	Federal	Other	Total		GR	Federal	Other	Total
PS	0	0	0	0	PS	0	0	0	0
EE	0	0	1,895,000	1,895,000	EE	0	0	0	0
PSD	0	0	0	0	PSD	0	0	0	0
TRF	0	0	0	0	TRF	0	0	0	0
<b>Total</b>	<b>0</b>	<b>0</b>	<b>1,895,000</b>	<b>1,895,000</b>	<b>Total</b>	<b>0</b>	<b>0</b>	<b>0</b>	<b>0</b>
<b>FTE</b>	<b>0.00</b>	<b>0.00</b>	<b>0.00</b>	<b>0.00</b>	<b>FTE</b>	<b>0.00</b>	<b>0.00</b>	<b>0.00</b>	<b>0.00</b>
<b>HB 4</b>	0	0	0	0	<b>HB 4</b>	0	0	0	0
<b>HB 5</b>	0	0	0	0	<b>HB 5</b>	0	0	0	0
<i>Note: Fringes budgeted in House Bill 5 except for certain fringes budgeted directly to MoDOT, Highway Patrol, and Conservation.</i>					<i>Note: Fringes budgeted in House Bill 5 except for certain fringes budgeted directly to MoDOT, Highway Patrol, and Conservation.</i>				
Other Funds: State Road Fund (0320)					Other Funds:				
Non-Counts:					Non-Counts:				

**2. THIS REQUEST CAN BE CATEGORIZED AS:**

<input type="checkbox"/> New Legislation	<input type="checkbox"/> New Program	<input type="checkbox"/> Fund Switch
<input type="checkbox"/> Federal Mandate	<input checked="" type="checkbox"/> Program Expansion	<input type="checkbox"/> Cost to Continue
<input type="checkbox"/> GR Pick-Up	<input type="checkbox"/> Space Request	<input type="checkbox"/> Equipment Replacement
<input type="checkbox"/> Pay Plan	<input type="checkbox"/> Other: _____	

**3. WHY IS THIS FUNDING NEEDED? PROVIDE AN EXPLANATION FOR ITEMS CHECKED IN #2. INCLUDE THE FEDERAL OR STATE STATUTORY OR CONSTITUTIONAL AUTHORIZATION FOR THIS PROGRAM.**

This expansion item is requested for \$1.9 million for a six year maintenance plan to upgrade or replace non-compliant Truck Mounted Attenuators (TMAs).

**NEW DECISION ITEM**  
**RANK: 7 OF 28**

<b>Department of Transportation</b>				<b>Budget Unit: Safety and Operations</b>			
<b>Division: Safety and Operations</b>							
<b>DI Name: Safety and Ops-TMAs Expansion</b>		<b>DI# 1605011</b>		<b>HB Section: 4.450</b>			

**4. DESCRIBE THE DETAILED ASSUMPTIONS USED TO DERIVE THE SPECIFIC REQUESTED AMOUNT. (How did you determine that the requested number of FTE were appropriate? From what source or standard did you derive the requested levels of funding? Were alternatives such as outsourcing or automation considered? If based on new legislation, does request tie to TAFP fiscal note? If not, explain why. Detail which portions of the request are one-times and how those amounts were calculated.)**

This expansion item is requested for \$1.9 million for a six year maintenance plan to upgrade or replace non-compliant Truck Mounted Attenuators (TMAs). All TMAs must meet the Manual for Assessing Safety Hardware (MASH) safety compliance guideline hardware requirements by December of 2029.

**5. BREAK DOWN THE REQUEST BY BUDGET OBJECT CLASS, JOB CLASS, AND FUND SOURCE. IDENTIFY ONE-TIME COSTS.**

Budget Object Class/Job Class	Dept Req GR DOLLARS	Dept Req GR FTE	Dept Req FED DOLLARS	Dept Req FED FTE	Dept Req OTHER DOLLARS	Dept Req OTHER FTE	Dept Req TOTAL DOLLARS	Dept Req TOTAL FTE	Dept Req One-Time DOLLARS
<b>Total PS</b>	0	0.0	0	0.0	0	0.0	0	0.0	0
Equipment	0		0		1,895,000		1,895,000		
<b>Total EE</b>	0		0		1,895,000		1,895,000		0
Program Distributions							0		
<b>Total PSD</b>	0		0		0		0		0
Transfers							0		
<b>Total TRF</b>	0		0		0		0		0
<b>Grand Total</b>	0	0.0	0	0.0	1,895,000	0.0	1,895,000	0.0	0



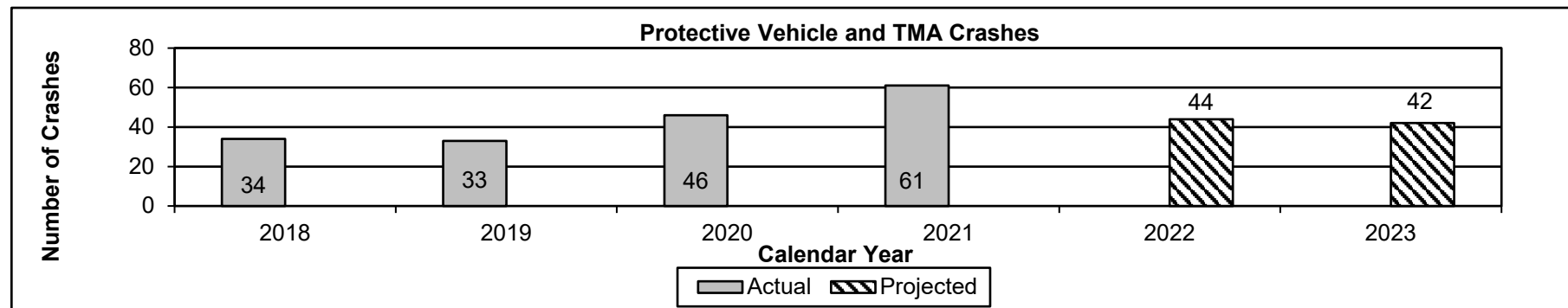
**NEW DECISION ITEM**  
**RANK: 7 OF 28**

**Department of Transportation**  
**Division: Safety and Operations**  
**DI Name: Safety and Ops-TMAs Expansion**      **DI# 1605011**

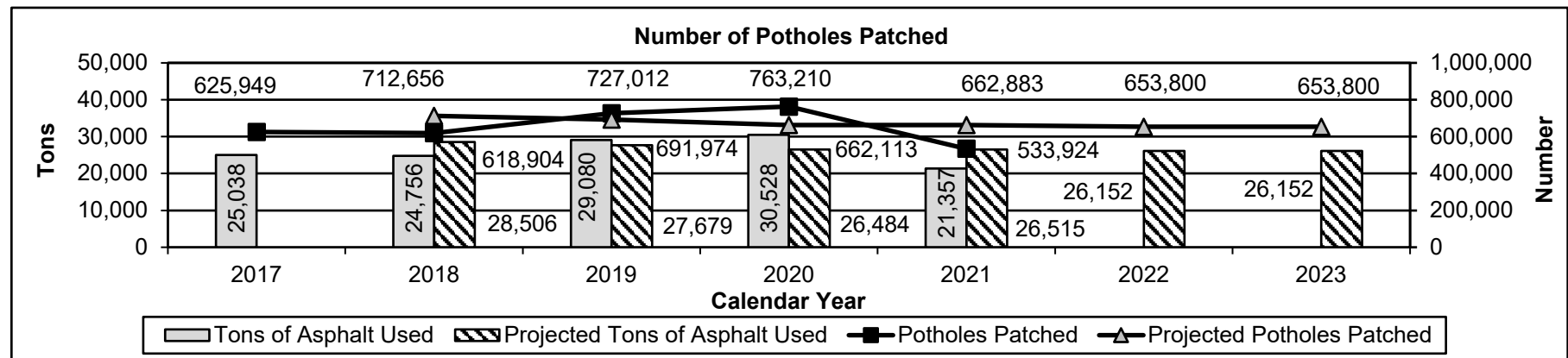
**Budget Unit: Safety and Operations**  
**HB Section: 4.450**

**6. PERFORMANCE MEASURES (If new decision item has an associated core, separately identify projected performance with & without additional funding.)**

**6a. Provide an activity measure(s) for the program.**



The goal for this measure is to eliminate work zone crashes and reduce the number of protective vehicle/truck mounted attenuator crashes. The 2022 and 2023 projections were established by averaging the number of crashes for the last four years and reducing that number by five percent each year.



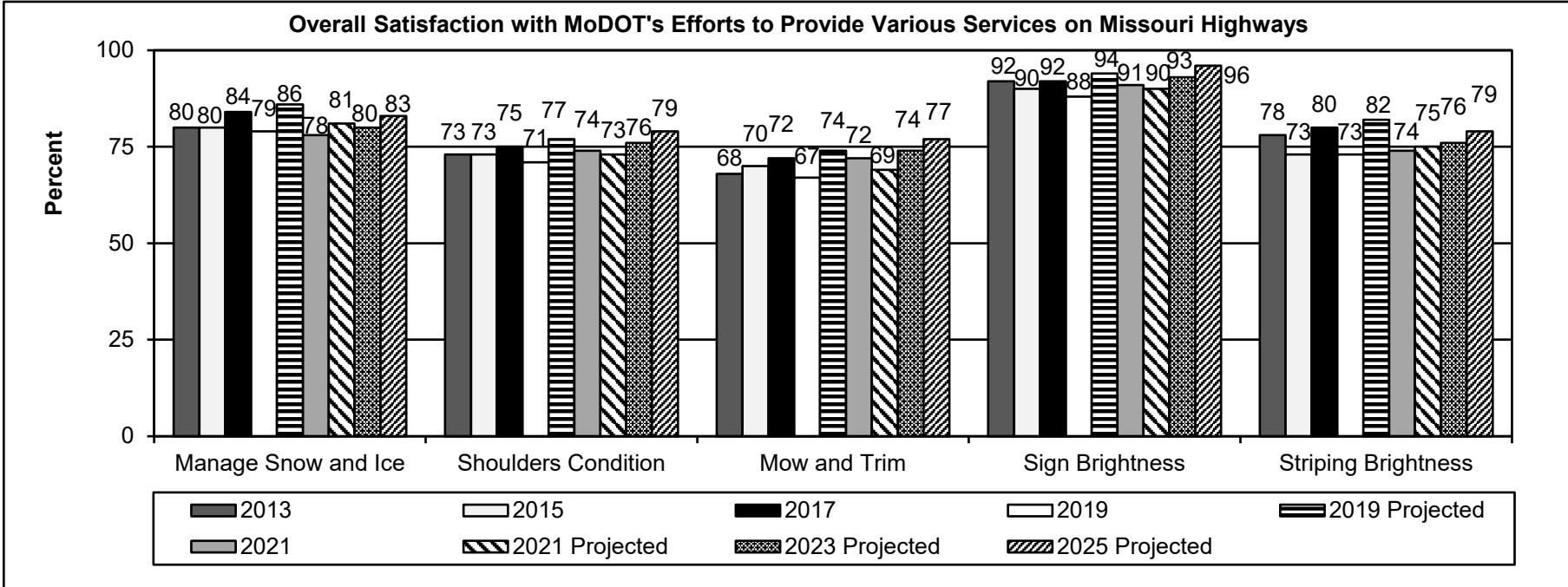
The number of potholes patched in each calendar year is estimated by the total tonnage of asphalt used during the same time period. The 2022 and 2023 projections were established by averaging the tonnage of asphalt used and number of potholes patched for the last five calendar years.

NEW DECISION ITEM  
RANK: 7 OF 28

Department of Transportation  
Division: **Safety and Operations**  
DI Name: **Safety and Ops-TMAs Expansion** DI# **1605011**

Budget Unit: **Safety and Operations**  
HB Section: **4.450**

6b. Provide a measure(s) of the program's quality.




Data is collected through a biennial survey conducted by a consultant. Historically, this has been a telephone survey of approximately 3,500 adult Missourians; however, new for 2021, the survey offered both a phone and text option to approximately 7,500 randomly selected adult Missourians. The questions surveyed were "How satisfied are you with: MoDOT's efforts to manage snow and ice on highways; MoDOT's efforts to keep the shoulders on highways in good condition; MoDOT's efforts to mow and trim trees, grass and weeds along highways; the brightness of MoDOT signs; and the brightness of striping on MoDOT's highways?" Overall satisfaction for the years above was calculated by adding the very satisfied and the satisfied responses. The 2023 and 2025 projections were established by projecting a two and five percent increase from the 2021 survey, respectively. No survey was conducted in calendar years 2014, 2016, 2018, 2020 and 2022.

**NEW DECISION ITEM**  
**RANK: 7 OF 28**

**Department of Transportation**  
**Division: Safety and Operations**  
**DI Name: Safety and Ops-TMAs Expansion**      **DI# 1605011**

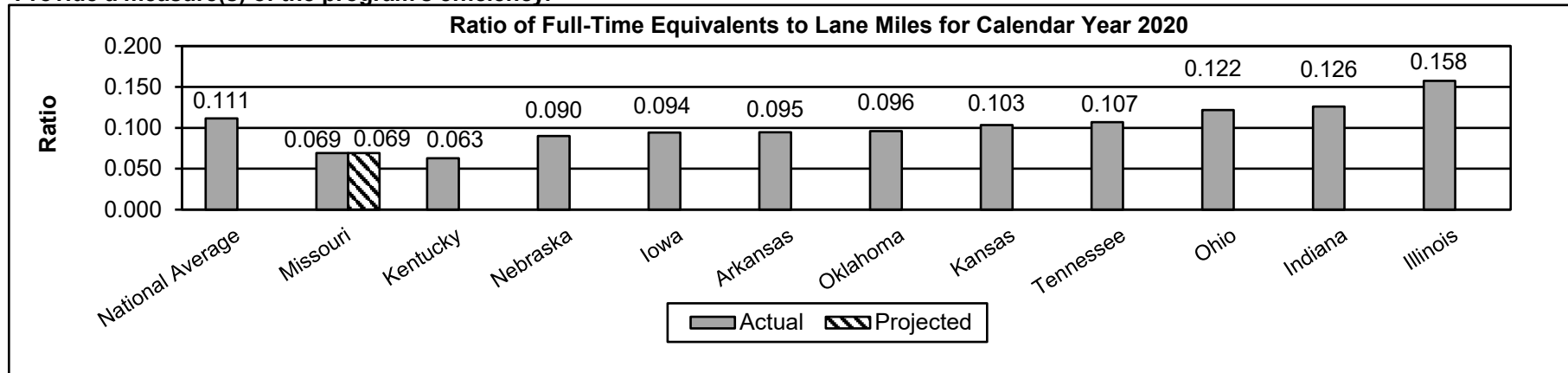
**Budget Unit: Safety and Operations**  
**HB Section: 4.450**

**6c. Provide a measure(s) of the program's impact.**



This measure tracks the maintenance dollars and labor hours expended for non-snow related natural events such as flooding, tornadoes and wind storms. These expenditures include disasters declared by the President or Governor and non-declared events.

**6d. Provide a measure(s) of the program's efficiency.**



Full-time equivalent (FTE) is the total number of hours worked or on paid leave divided by 2,080. The ratio in this measure was calculated by dividing the FTEs in the Census Bureau - 2020 Annual Survey of Public Employees and Payroll, by the estimated number of lane miles in the 2020 FHWA report of State Highway Agency-Owned Public Roads (HM-81). A low ratio means MoDOT is efficiently maintaining roadways with limited resources. The projection is based on budgeted FTEs. Calendar year 2021 data was not available at time of publication.

NEW DECISION ITEM

RANK: 7 OF 28

<b>Department of Transportation</b>		<b>Budget Unit:</b> <u>Safety and Operations</u>
<b>Division: Safety and Operations</b>		
<b>DI Name: Safety and Ops-TMAs Expansion</b>	<b>DI# 1605011</b>	<b>HB Section:</b> <u>4.450</u>

**7. STRATEGIES TO ACHIEVE THE PERFORMANCE MEASUREMENT TARGETS:**

Invest in Missouri's transportation infrastructure to improve safety on Missouri's roads and bridges and honor commitments to the public, contractors and other vendors.

**DECISION ITEM DETAIL**

Budget Unit	FY 2022	FY 2022	FY 2023	FY 2023	FY 2024	FY 2024	*****	*****
Decision Item	ACTUAL	ACTUAL	BUDGET	BUDGET	DEPT REQ	DEPT REQ	SECURED	SECURED
Budget Object Class	DOLLAR	FTE	DOLLAR	FTE	DOLLAR	FTE	COLUMN	COLUMN
<b>SAFETY AND OPERATIONS</b>								
Safety & Operations TMAs NDI - 1605011								
OTHER EQUIPMENT	0	0.00	0	0.00	1,895,000	0.00	0	0.00
<b>TOTAL - EE</b>	<b>0</b>	<b>0.00</b>	<b>0</b>	<b>0.00</b>	<b>1,895,000</b>	<b>0.00</b>	<b>0</b>	<b>0.00</b>
<b>GRAND TOTAL</b>	<b>\$0</b>	<b>0.00</b>	<b>\$0</b>	<b>0.00</b>	<b>\$1,895,000</b>	<b>0.00</b>	<b>\$0</b>	<b>0.00</b>
GENERAL REVENUE	\$0	0.00	\$0	0.00	\$0	0.00		0.00
FEDERAL FUNDS	\$0	0.00	\$0	0.00	\$0	0.00		0.00
OTHER FUNDS	\$0	0.00	\$0	0.00	\$1,895,000	0.00		0.00

*This page left blank intentionally.*



**DECISION ITEM SUMMARY**

<b>Budget Unit</b>								
<b>Decision Item</b>	<b>FY 2022</b>	<b>FY 2022</b>	<b>FY 2023</b>	<b>FY 2023</b>	<b>FY 2024</b>	<b>FY 2024</b>	<b>*****</b>	<b>*****</b>
<b>Budget Object Summary</b>	<b>ACTUAL</b>	<b>ACTUAL</b>	<b>BUDGET</b>	<b>BUDGET</b>	<b>DEPT REQ</b>	<b>DEPT REQ</b>	<b>SECURED</b>	<b>SECURED</b>
<b>Fund</b>	<b>DOLLAR</b>	<b>FTE</b>	<b>DOLLAR</b>	<b>FTE</b>	<b>DOLLAR</b>	<b>FTE</b>	<b>COLUMN</b>	<b>COLUMN</b>
<b>MO MEDAL OF HONOR TRANSFER</b>								
<b>CORE</b>								
FUND TRANSFERS								
MO MEDAL OF HONOR REC FUND	0	0.00	250,000	0.00	250,000	0.00	0	0.00
TOTAL - TRF	0	0.00	250,000	0.00	250,000	0.00	0	0.00
<b>TOTAL</b>	<b>0</b>	<b>0.00</b>	<b>250,000</b>	<b>0.00</b>	<b>250,000</b>	<b>0.00</b>	<b>0</b>	<b>0.00</b>
<b>GRAND TOTAL</b>	<b>\$0</b>	<b>0.00</b>	<b>\$250,000</b>	<b>0.00</b>	<b>\$250,000</b>	<b>0.00</b>	<b>\$0</b>	<b>0.00</b>



*This page left blank intentionally.*

## CORE DECISION ITEM

Page 385

Department of Transportation					Budget Unit: <u>Program Delivery</u>				
Division: <u>Program Delivery</u>									
Core: <u>State Road Fund Medal of Honor Transfer</u>					HB Section: <u>4.455</u>				
<b>1. CORE FINANCIAL SUMMARY</b>									
FY 2024 Budget Request					FY 2024 Governor's Recommendation				
	GR	Federal	Other	Total		GR	Federal	Other	Total
PS	0	0	0	0	PS	0	0	0	0
EE	0	0	0	0	EE	0	0	0	0
PSD	0	0	0	0	PSD	0	0	0	0
TRF	0	0	250,000	250,000	TRF	0	0	0	0
Total	<u>0</u>	<u>0</u>	<u>250,000</u>	<u>250,000</u>	Total	<u>0</u>	<u>0</u>	<u>0</u>	<u>0</u>
FTE	0.00	0.00	0.00	0.00	FTE	0.00	0.00	0.00	0.00
<b>HB 4</b>	0	0	0	0	<b>HB 4</b>	0	0	0	0
<b>HB 5</b>	0	0	0	0	<b>HB 5</b>	0	0	0	0
<i>Note: Fringes budgeted in House Bill 5 except for certain fringes budgeted directly to MoDOT, Highway Patrol, and Conservation.</i>					<i>Note: Fringes budgeted in House Bill 5 except for certain fringes budgeted directly to MoDOT, Highway Patrol, and Conservation.</i>				
Other Funds: Missouri Medal of Honor Fund (0401)					Other Funds:				
<b>2. CORE DESCRIPTION</b>									
MoDOT requests funds be transferred monthly from the Missouri Medal of Honor Fund (0644) to the State Road Fund (0320) pursuant to Senate Bill 258, effective August 28, 2021. These funds are authorized for the erection, maintenance and repair of memorial designated highway signs for Medal of Honor recipients.									
<b>3. PROGRAM LISTING (list programs included in this core funding)</b>									
This section is not applicable.									

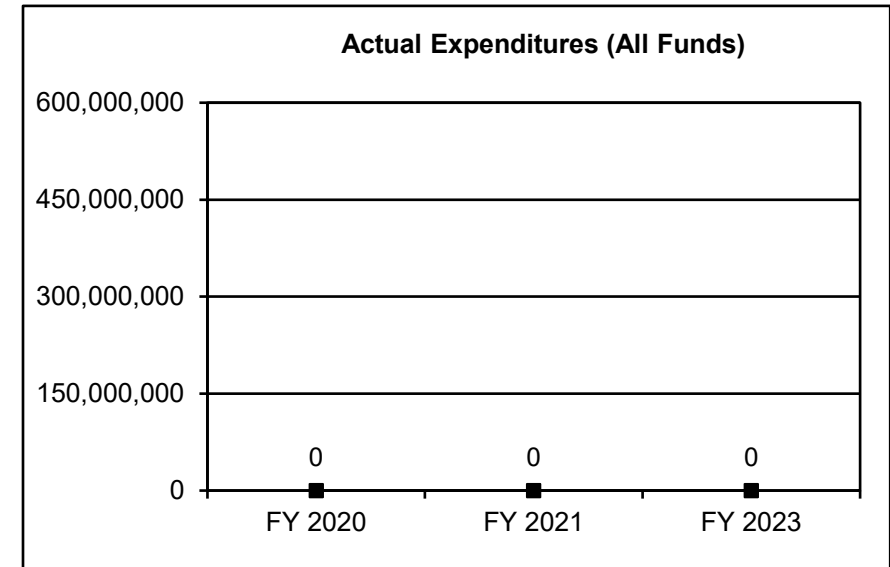
## CORE DECISION ITEM

Department of Transportation

Budget Unit: Program DeliveryDivision: Program DeliveryCore: State Road Fund Medal of Honor TransferHB Section: 4.455

## 4. FINANCIAL HISTORY

	FY 2020 Actual	FY 2021 Actual	FY 2023 Actual	FY 2024 Current Yr.
Appropriation (All Funds)	0	0	250,000	250,000
Less Reverted (All Funds)	0	0	0	N/A
Less Restricted (All Funds)	0	0	0	N/A
Budget Authority (All Funds)	0	0	250,000	N/A
Actual Expenditures (All Funds)	0	0	N/A	N/A
Unexpended (All Funds)	0	0	N/A	N/A
Unexpended, by Fund:				
General Revenue	0	0	0	N/A
Federal	0	0	0	N/A
Other	0	0	250,000	N/A



\*Restricted amount is N/A

Reverted includes Governor's standard three percent reserve (when applicable).

Restricted includes any extraordinary expenditure restrictions (when applicable).

**NOTES:**

---

**CORE RECONCILIATION**


---

**MO DEPT. OF TRANSPORTATION**


---

**MO MEDAL OF HONOR TRANSFER**


---



---

**5. CORE RECONCILIATION**


---

	<b>Budget Class</b>	<b>FTE</b>	<b>GR</b>	<b>Federal</b>	<b>Other</b>	<b>Total</b>	<b>Explanation</b>
<b>TAFP AFTER VETOES</b>							
	TRF	0.00	0	0	250,000	250,000	
	<b>Total</b>	<b>0.00</b>	<b>0</b>	<b>0</b>	<b>250,000</b>	<b>250,000</b>	
<b>DEPARTMENT CORE REQUEST</b>							
	TRF	0.00	0	0	250,000	250,000	
	<b>Total</b>	<b>0.00</b>	<b>0</b>	<b>0</b>	<b>250,000</b>	<b>250,000</b>	
<b>GOVERNOR'S RECOMMENDED CORE</b>							
	TRF	0.00	0	0	250,000	250,000	
	<b>Total</b>	<b>0.00</b>	<b>0</b>	<b>0</b>	<b>250,000</b>	<b>250,000</b>	

**DECISION ITEM DETAIL**

Budget Unit	FY 2022	FY 2022	FY 2023	FY 2023	FY 2024	FY 2024	*****	*****
Decision Item	ACTUAL	ACTUAL	BUDGET	BUDGET	DEPT REQ	DEPT REQ	SECURED	SECURED
Budget Object Class	DOLLAR	FTE	DOLLAR	FTE	DOLLAR	FTE	COLUMN	COLUMN
<b>MO MEDAL OF HONOR TRANSFER</b>								
<b>CORE</b>								
TRANSFERS OUT	0	0.00	250,000	0.00	250,000	0.00	0	0.00
<b>TOTAL - TRF</b>	<b>0</b>	<b>0.00</b>	<b>250,000</b>	<b>0.00</b>	<b>250,000</b>	<b>0.00</b>	<b>0</b>	<b>0.00</b>
<b>GRAND TOTAL</b>	<b>\$0</b>	<b>0.00</b>	<b>\$250,000</b>	<b>0.00</b>	<b>\$250,000</b>	<b>0.00</b>	<b>\$0</b>	<b>0.00</b>
GENERAL REVENUE	\$0	0.00	\$0	0.00	\$0	0.00		0.00
FEDERAL FUNDS	\$0	0.00	\$0	0.00	\$0	0.00		0.00
OTHER FUNDS	\$0	0.00	\$250,000	0.00	\$250,000	0.00		0.00

## PROGRAM DESCRIPTION

Department of Transportation

HB Section: 4.455

Program Name: State Road Fund Medal of Honor Transfer

Program is found in the following core budget(s): Program Delivery

**1a. What strategic priority does this program address?**

Stability - managing our assets, stabilizing resources and engaging our workforce and building a prosperous economy for all Missourians

**1b. What does this program do?**

Annual donations to the Medal of Honor Fund (0644) are transferred to the State Road Fund (0320) for the erection, maintenance and repair of memorial designated highway signs for Medal of Honor recipients.

**2a. Provide an activity measure(s) for the program.**

This appropriation is needed solely for accounting purposes.

**2b. Provide a measure(s) of the program's quality.**

This appropriation is needed solely for accounting purposes.

**2c. Provide a measure(s) of the program's impact.**

This appropriation is needed solely for accounting purposes.

**2d. Provide a measure(s) of the program's efficiency.**

This appropriation is needed solely for accounting purposes.

## PROGRAM DESCRIPTION

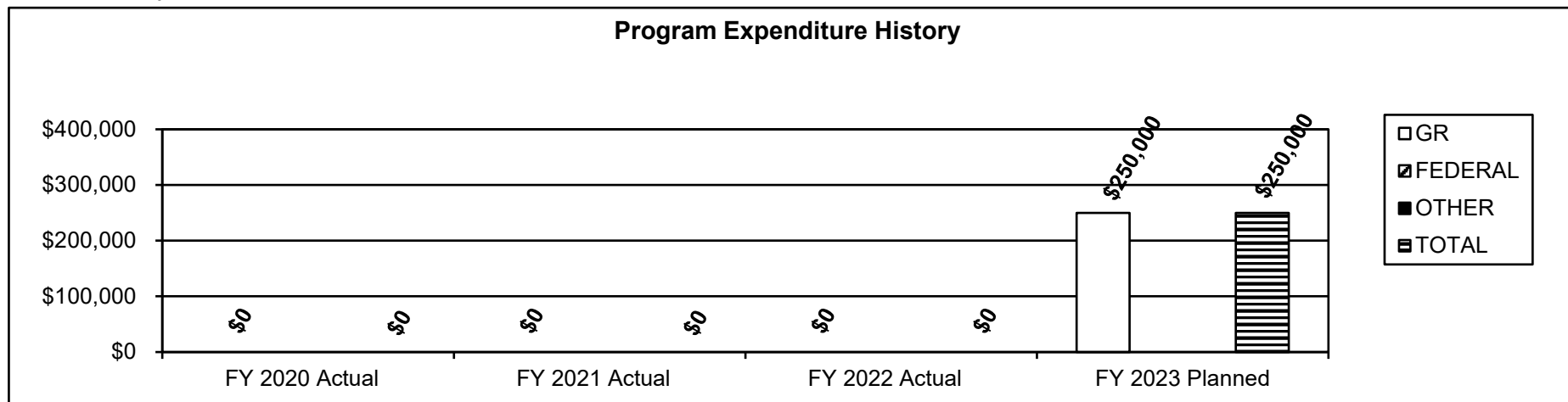
Department of Transportation

HB Section: 4.455

Program Name: State Road Fund Medal of Honor Transfer

Program is found in the following core budget(s): Program Delivery

3. Provide actual expenditures for the prior three fiscal years and planned expenditures for the current fiscal year. (Note: Amounts do not include fringe benefit costs.)



4. What are the sources of the "Other" funds?

State Highways & Transportation Department Fund (0644)

5. What is the authorization for this program, i.e., federal or state statute, etc.? (Include the federal program number, if applicable.)

Article IV, Section 30(b), MO Constitution and Section 226.200.6, RSMo.

6. Are there federal matching requirements? If yes, please explain.

No

7. Is this a federally mandated program? If yes, please explain.

No





**DECISION ITEM SUMMARY**

<b>Budget Unit</b>								
<b>Decision Item</b>	<b>FY 2022</b>	<b>FY 2022</b>	<b>FY 2023</b>	<b>FY 2023</b>	<b>FY 2024</b>	<b>FY 2024</b>	<b>*****</b>	<b>*****</b>
<b>Budget Object Summary</b>	<b>ACTUAL</b>	<b>ACTUAL</b>	<b>BUDGET</b>	<b>BUDGET</b>	<b>DEPT REQ</b>	<b>DEPT REQ</b>	<b>SECURED</b>	<b>SECURED</b>
<b>Fund</b>	<b>DOLLAR</b>	<b>FTE</b>	<b>DOLLAR</b>	<b>FTE</b>	<b>DOLLAR</b>	<b>FTE</b>	<b>COLUMN</b>	<b>COLUMN</b>
<b>FLEET,FACILITIES&amp;INFO SYSTEMS</b>								
<b>CORE</b>								
PERSONAL SERVICES								
STATE ROAD	10,123,806	196.76	13,142,671	272.25	13,142,671	272.25	0	0.00
TOTAL - PS	10,123,806	196.76	13,142,671	272.25	13,142,671	272.25	0	0.00
EXPENSE & EQUIPMENT								
STATE ROAD	76,689,644	0.00	87,245,894	0.00	78,817,894	0.00	0	0.00
TOTAL - EE	76,689,644	0.00	87,245,894	0.00	78,817,894	0.00	0	0.00
PROGRAM-SPECIFIC								
STATE ROAD	0	0.00	1,052,106	0.00	1,052,106	0.00	0	0.00
TOTAL - PD	0	0.00	1,052,106	0.00	1,052,106	0.00	0	0.00
<b>TOTAL</b>	<b>86,813,450</b>	<b>196.76</b>	<b>101,440,671</b>	<b>272.25</b>	<b>93,012,671</b>	<b>272.25</b>	<b>0</b>	<b>0.00</b>
<b>Pay Plan-Market Plan-PS - 1605006</b>								
PERSONAL SERVICES								
STATE ROAD	0	0.00	0	0.00	459,366	0.00	0	0.00
TOTAL - PS	0	0.00	0	0.00	459,366	0.00	0	0.00
<b>TOTAL</b>	<b>0</b>	<b>0.00</b>	<b>0</b>	<b>0.00</b>	<b>459,366</b>	<b>0.00</b>	<b>0</b>	<b>0.00</b>
<b>Fleet Expansion NDI - 1605008</b>								
EXPENSE & EQUIPMENT								
STATE ROAD	0	0.00	0	0.00	10,000,000	0.00	0	0.00
TOTAL - EE	0	0.00	0	0.00	10,000,000	0.00	0	0.00
<b>TOTAL</b>	<b>0</b>	<b>0.00</b>	<b>0</b>	<b>0.00</b>	<b>10,000,000</b>	<b>0.00</b>	<b>0</b>	<b>0.00</b>
<b>Safety Initiatives NDI - 1605009</b>								
EXPENSE & EQUIPMENT								
STATE ROAD	0	0.00	0	0.00	3,030,000	0.00	0	0.00
TOTAL - EE	0	0.00	0	0.00	3,030,000	0.00	0	0.00
<b>TOTAL</b>	<b>0</b>	<b>0.00</b>	<b>0</b>	<b>0.00</b>	<b>3,030,000</b>	<b>0.00</b>	<b>0</b>	<b>0.00</b>

**DECISION ITEM SUMMARY**

Budget Unit									
Decision Item	FY 2022	FY 2022	FY 2023	FY 2023	FY 2024	FY 2024	*****	*****	
Budget Object Summary	ACTUAL	ACTUAL	BUDGET	BUDGET	DEPT REQ	DEPT REQ	SECURED	SECURED	
Fund	DOLLAR	FTE	DOLLAR	FTE	DOLLAR	FTE	COLUMN	COLUMN	
<b>FLEET,FACILITIES&amp;INFO SYSTEMS</b>									
<b>Facility Improvements NDI - 1605024</b>									
EXPENSE & EQUIPMENT									
STATE ROAD	0	0.00	0	0.00	4,800,000	0.00	0	0.00	
TOTAL - EE	0	0.00	0	0.00	4,800,000	0.00	0	0.00	
<b>TOTAL</b>	<b>0</b>	<b>0.00</b>	<b>0</b>	<b>0.00</b>	<b>4,800,000</b>	<b>0.00</b>	<b>0</b>	<b>0.00</b>	
<b>Weigh Station Improvements NDI - 1605025</b>									
EXPENSE & EQUIPMENT									
STATE ROAD	0	0.00	0	0.00	1,850,000	0.00	0	0.00	
TOTAL - EE	0	0.00	0	0.00	1,850,000	0.00	0	0.00	
<b>TOTAL</b>	<b>0</b>	<b>0.00</b>	<b>0</b>	<b>0.00</b>	<b>1,850,000</b>	<b>0.00</b>	<b>0</b>	<b>0.00</b>	
<b>Rest Area Improvements NDI - 1605026</b>									
EXPENSE & EQUIPMENT									
STATE ROAD	0	0.00	0	0.00	4,200,000	0.00	0	0.00	
TOTAL - EE	0	0.00	0	0.00	4,200,000	0.00	0	0.00	
<b>TOTAL</b>	<b>0</b>	<b>0.00</b>	<b>0</b>	<b>0.00</b>	<b>4,200,000</b>	<b>0.00</b>	<b>0</b>	<b>0.00</b>	
<b>FFIS E&amp;E Technology NDI - 1605027</b>									
EXPENSE & EQUIPMENT									
STATE ROAD	0	0.00	0	0.00	2,000,000	0.00	0	0.00	
TOTAL - EE	0	0.00	0	0.00	2,000,000	0.00	0	0.00	
<b>TOTAL</b>	<b>0</b>	<b>0.00</b>	<b>0</b>	<b>0.00</b>	<b>2,000,000</b>	<b>0.00</b>	<b>0</b>	<b>0.00</b>	
<b>Travel Costs NDI - 1605028</b>									
EXPENSE & EQUIPMENT									
STATE ROAD	0	0.00	0	0.00	6,667	0.00	0	0.00	
TOTAL - EE	0	0.00	0	0.00	6,667	0.00	0	0.00	
<b>TOTAL</b>	<b>0</b>	<b>0.00</b>	<b>0</b>	<b>0.00</b>	<b>6,667</b>	<b>0.00</b>	<b>0</b>	<b>0.00</b>	

**DECISION ITEM SUMMARY**

Budget Unit								
Decision Item	FY 2022	FY 2022	FY 2023	FY 2023	FY 2024	FY 2024	*****	*****
Budget Object Summary	ACTUAL	ACTUAL	BUDGET	BUDGET	DEPT REQ	DEPT REQ	SECURED	SECURED
Fund	DOLLAR	FTE	DOLLAR	FTE	DOLLAR	FTE	COLUMN	COLUMN
<b>FLEET,FACILITIES&amp;INFO SYSTEMS</b>								
<b>FFIS-MoCareers NDI - 1605031</b>								
EXPENSE & EQUIPMENT								
STATE ROAD	0	0.00	0	0.00	250,000	0.00	0	0.00
TOTAL - EE	0	0.00	0	0.00	250,000	0.00	0	0.00
<b>TOTAL</b>	<b>0</b>	<b>0.00</b>	<b>0</b>	<b>0.00</b>	<b>250,000</b>	<b>0.00</b>	<b>0</b>	<b>0.00</b>
<b>GRAND TOTAL</b>	<b>\$86,813,450</b>	<b>196.76</b>	<b>\$101,440,671</b>	<b>272.25</b>	<b>\$119,608,704</b>	<b>272.25</b>	<b>\$0</b>	<b>0.00</b>

*This page left blank intentionally.*

## CORE DECISION ITEM

Page 395

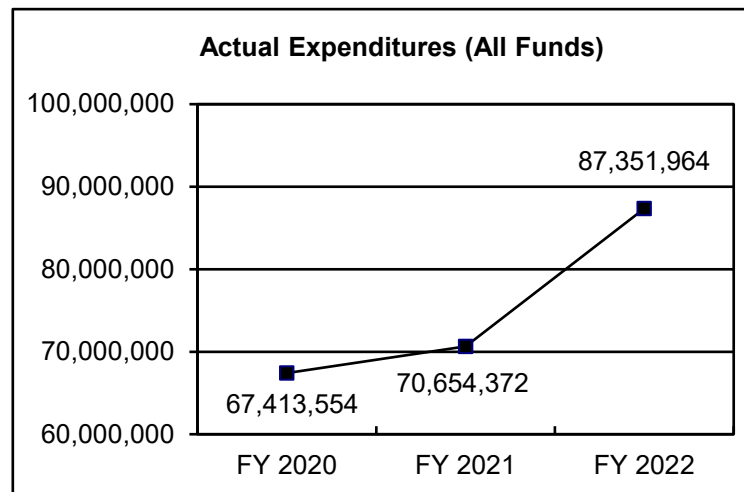
Department of Transportation					Budget Unit: Fleet, Facilities & Info Systems				
Division: Fleet, Facilities & Info Systems									
Core: Fleet, Facilities & Info Systems					HB Section: 4.460				
1. CORE FINANCIAL SUMMARY									
FY 2024 Budget Request					FY 2024 Governor's Recommendation				
	GR	Federal	Other	Total		GR	Federal	Other	Total
PS	0	0	13,142,671	13,142,671	PS	0	0	0	0
EE	0	0	78,817,894	78,817,894	EE	0	0	0	0
PSD	0	0	1,052,106	1,052,106	PSD	0	0	0	0
TRF	0	0	0	0	TRF	0	0	0	0
Total	0	0	93,012,671	93,012,671	Total	0	0	0	0
FTE	0.00	0.00	272.25	272.25	FTE	0.00	0.00	0.00	0.00
HB 4	0	0	10,308,486	10,308,486	HB 4	0	0	0	0
HB 5	0	0	1,011,986	1,011,986	HB 5	0	0	0	0
Note: Fringes budgeted in House Bill 5 except for certain fringes budgeted directly to MoDOT, Highway Patrol, and Conservation.					Note: Fringes budgeted in House Bill 5 except for certain fringes budgeted directly to MoDOT, Highway Patrol, and Conservation.				
Other Funds: State Road Fund (0320)					Other Funds:				
2. CORE DESCRIPTION									
This appropriation covers the costs associated with fleet, facilities and information systems.									
MoDOT has a large and diverse fleet made up of 5,016 units statewide. The average age of all fleet and equipment is 8.8 years and the target is 7 years. The target is based on one half of the expected useful life of the equipment. Fleet includes everything from passenger cars and pickups to dump trucks, motor graders and oil distributors.									
MoDOT maintains 200 locations statewide for safety and operations, program delivery and administration. Routine operating costs include utilities, minor repairs, cleaning, asset management and capital improvement programs.									
MoDOT also maintains a large investment in information technology such as computer equipment and software which is essential to carry out normal day-to-day operations. Installed information technology components require routine maintenance to stay operational and eventual replacement is necessary to ensure adequate performance. Software applications all require routine maintenance and, as needed, enhancements to improve functionality or to perform additional tasks needed to conduct business.									
3. PROGRAM LISTING (list programs included in this core funding)									
Fleet equipment purchases and related support					Repair, maintenance, housekeeping and utilities of district and Central				
Computer system purchases and related support					Office buildings				
Capital improvement program for buildings									

## CORE DECISION ITEM

<b>Department of Transportation</b>	<b>Budget Unit:</b>	<b>Fleet, Facilities &amp; Info Systems</b>
<b>Division: Fleet, Facilities &amp; Info Systems</b>		
<b>Core: Fleet, Facilities &amp; Info Systems</b>	<b>HB Section:</b>	<b>4.460</b>

## 4. FINANCIAL HISTORY

	<b>FY 2020 Actual</b>	<b>FY 2021 Actual</b>	<b>FY 2022 Actual</b>	<b>FY 2023 Current Yr.</b>
Appropriation (All Funds)	89,797,680	92,083,242	94,727,418	93,012,671
Less Reverted (All Funds)	0	0	0	N/A
Less Restricted (All Funds)	0	0	0	N/A
Budget Authority (All Funds)	89,797,680	92,083,242	94,727,418	N/A
Actual Expenditures (All Funds)	67,413,554	70,654,372	87,351,964	N/A
Unexpended (All Funds)	22,384,126	21,428,870	7,375,454	N/A
Unexpended, by Fund:				
General Revenue	0	0	0	N/A
Federal	0	0	0	N/A
Other	22,384,126	21,428,870	7,375,454	N/A
	<b>(1)</b>	<b>(1)</b>	<b>(1)</b>	



\*Restricted amount is N/A

Reverted includes Governor's standard three percent reserve (when applicable).

Restricted includes any extraordinary expenditure restrictions (when applicable).

**NOTES:** (1) The unexpended balance includes funds committed through purchase orders for fleet, capital improvement (CI) projects and information technology services ordered, but not received by the end of the fiscal year. The following table breaks out these amounts by fiscal year.

	<b>FY 2020</b>	<b>FY 2021</b>	<b>FY 2022</b>
<b>Fleet</b>	\$5,203,391	\$5,711,468	\$5,754,300
<b>CI</b>	\$669,377	\$3,972,753	\$0
<b>Information Systems</b>	\$2,711,588	\$639,986	\$0
	\$8,584,356	\$10,324,207	\$5,754,300

## FLEXIBILITY REQUEST FORM

<b>BUDGET UNIT NUMBER:</b>	Multiple	<b>DEPARTMENT:</b>	Missouri Department of Transportation (MoDOT)
<b>BUDGET UNIT NAME:</b>	Multiple	<b>DIVISION:</b>	Department Wide
<b>HOUSE BILL SECTION:</b>	4.400, 4.405, 4.410, 4.415, 4.420, 4.425, 4.450, 4.460, 4.475		

**1. Provide the amount by fund of personal service flexibility and the amount by fund of expense and equipment flexibility you are requesting in dollar and percentage terms and explain why the flexibility is needed. If flexibility is being requested among divisions, provide the amount by fund of flexibility you are requesting in dollar and percentage terms and explain why the flexibility is needed.**

## DEPARTMENT REQUEST

The department is requesting 20 percent flexibility between personal services, fringe benefits and expense and equipment for fiscal year 2024. This flexibility allows MoDOT to provide services in the most efficient and reliable manner without artificially increasing appropriation authority.

**2. Estimate how much flexibility will be used for the budget year. How much flexibility was used in the Prior Year Budget and the Current Year Budget? Please specify the amount.**

PRIOR YEAR ACTUAL AMOUNT OF FLEXIBILITY USED	CURRENT YEAR ESTIMATED AMOUNT OF FLEXIBILITY THAT WILL BE USED	BUDGET REQUEST ESTIMATED AMOUNT OF FLEXIBILITY THAT WILL BE USED
In fiscal year 2022, MoDOT used \$7,000 of flexibility in the State Transportation Fund, or 7.0 percent, and \$375 of flexibility in the Multimodal Federal Fund, or 0.2 percent, from retirement to medical and life insurance.	The General Assembly approved 20 percent flexibility between all MoDOT personal services and expense and equipment appropriations in fiscal year 2023; however, the amount of flexibility that will be used is unknown.	The department is requesting 20 percent flexibility between personal services, fringe benefits and expense and equipment appropriations, as needed.

**3. Please explain how flexibility was used in the prior and/or current years.**

Prior Year Explain Actual Use	Current Year Explain Planned Use
The flexibility was used to pay for medical and life insurance fringe benefits for the remainder of the year.	N/A - Flexibility has not yet been used in the current year.

## FLEXIBILITY REQUEST FORM

<b>BUDGET UNIT NUMBER:</b> 60513C <b>BUDGET UNIT NAME:</b> Fleet, Facilities and Information Systems <b>HOUSE BILL SECTION:</b> 4.460		<b>DEPARTMENT:</b> Missouri Department of Transportation (MoDOT) <b>DIVISION:</b> Fleet, Facilities and Information Systems	
<b>1. Provide the amount by fund of personal service flexibility and the amount by fund of expense and equipment flexibility you are requesting in dollar and percentage terms and explain why the flexibility is needed. If flexibility is being requested among divisions, provide the amount by fund of flexibility you are requesting in dollar and percentage terms and explain why the flexibility is needed.</b>			
<b>DEPARTMENT REQUEST</b>			
The department is requesting 10 percent flexibility for fiscal year 2023 between Fleet, Facilities and Information Systems personal services and expense and equipment appropriations. This flexibility allows MoDOT to provide services in the most efficient and reliable manner without artificially increasing appropriation authority.			
<b>2. Estimate how much flexibility will be used for the budget year. How much flexibility was used in the Prior Year Budget and the Current Year Budget? Please specify the amount.</b>			
<b>PRIOR YEAR ACTUAL AMOUNT OF FLEXIBILITY USED</b>	<b>CURRENT YEAR ESTIMATED AMOUNT OF FLEXIBILITY THAT WILL BE USED</b>	<b>BUDGET REQUEST ESTIMATED AMOUNT OF FLEXIBILITY THAT WILL BE USED</b>	
N/A - Flexibility was not used in the prior year.	The General Assembly approved 10 percent flexibility between Fleet, Facilities and Information Systems personal services and expense and equipment appropriations in fiscal year 2023; however, the amount of flexibility that will be used is unknown.	The department is requesting 10 percent flexibility between Fleet, Facilities and Information Systems personal services and expense and equipment appropriations, as needed.	
<b>3. Please explain how flexibility was used in the prior and/or current years.</b>			
<b>Prior Year Explain Actual Use</b>		<b>Current Year Explain Planned Use</b>	
N/A - Flexibility was not used in the prior year.		N/A - Flexibility has not yet been used in the current year.	



**FY 2024  
Flexibility Requests**

MISSOURI DEPARTMENT OF TRANSPORTATION (MoDOT)							
						FLEXIBILITY	
HB	APPROP	APPROP NAME	FUND	FUND	FY 23 APPROP AMT	FY 23 TAFP	FY 24 REQUESTED
4.400	7435	ADMINISTRATION PS-0320	0320	OTHER	\$21,146,543	20% (PS & E&E)	20% (PS, FB & E&E)
4.400	7436	ADMINISTRATION E&E-0320	0320	OTHER	\$6,359,448	20% (PS & E&E)	20% (PS, FB & E&E)
4.400	9168	ORGANIZATIONAL DUES-0320	0320	OTHER	\$70,000	20% (PS & E&E)	20% (PS, FB & E&E)
4.400	9169	ORGANIZATIONAL DUES-0126	0126	FED	\$5,000	20% (PS & E&E)	20% (PS, FB & E&E)
4.400	9170	ORGANIZATIONAL DUES-0659	0659	OTHER	\$5,000	20% (PS & E&E)	20% (PS, FB & E&E)
4.405	6428	RETIREMENT-0126	0126	FED	\$207,717	50% (FB)	20% (PS, FB & E&E), 50% (FB)
4.405	6429	RETIREMENT-0149	0149	FED	\$263,474	50% (FB)	20% (PS, FB & E&E), 50% (FB)
4.405	6430	RETIREMENT-0320	0320	OTHER	\$163,455,410	50% (FB)	20% (PS, FB & E&E), 50% (FB)
4.405	6431	RETIREMENT-0659	0659	OTHER	\$309,303	50% (FB)	20% (PS, FB & E&E), 50% (FB)
4.405	6432	RETIREMENT-0675	0675	OTHER	\$106,058	50% (FB)	20% (PS, FB & E&E), 50% (FB)
4.405	6433	RETIREMENT-0952	0952	OTHER	\$331,096	50% (FB)	20% (PS, FB & E&E), 50% (FB)
4.410	6434	MEDICAL LIFE EAP-0126	0126	FED	\$55,030	50% (FB)	20% (PS, FB & E&E), 50% (FB)
4.410	6435	MEDICAL LIFE EAP-0149	0149	FED	\$63,654	50% (FB)	20% (PS, FB & E&E), 50% (FB)
4.410	6436	MEDICAL LIFE EAP-0659	0659	OTHER	\$88,560	50% (FB)	20% (PS, FB & E&E), 50% (FB)
4.410	6437	MEDICAL LIFE EAP-0675	0675	OTHER	\$27,091	50% (FB)	20% (PS, FB & E&E), 50% (FB)
4.410	6438	MEDICAL LIFE EAP-0952	0952	OTHER	\$90,918	50% (FB)	20% (PS, FB & E&E), 50% (FB)
4.410	6439	MEDICAL LIFE EAP PS-0320	0320	OTHER	\$54,457,338	50% (FB)	20% (PS, FB & E&E), 50% (FB)

**FY 2024  
Flexibility Requests**

MISSOURI DEPARTMENT OF TRANSPORTATION (MoDOT)							
						FLEXIBILITY	
HB	APPROP	APPROP NAME	FUND	FUND	FY 23 APPROP AMT	FY 23 TAFP	FY 24 REQUESTED
4.410	6440	MEDICAL LIFE EAP E&E-0320	0320	OTHER	\$79,370	50% (FB)	20% (PS, FB & E&E), 50% (FB)
4.415	6441	RETIREE BENEFITS-0320	0320	OTHER	\$18,629,968	50% (FB)	20% (PS, FB & E&E), 50% (FB)
4.420	6442	WORKERS' COMPENSATION-0320	0320	OTHER	\$8,191,671	50% (FB)	20% (PS, FB & E&E), 50% (FB)
4.425	7440	PROGRAM DELIVERY PS-0320	0320	OTHER	\$81,754,475	20% (PS & E&E)	20% (PS, FB & E&E)
4.425	4402	PROGRAM DELIVERY E&E-0320	0320	OTHER	\$27,918,023	20% (PS & E&E)	20% (PS, FB & E&E)
4.455	6310	SAFETY AND OPERATIONS E&E-0149	0149	FED	\$55,384	20% (PS & E&E), 10% (PS & E&E)	20% (PS, FB & E&E), 10% (PS & E&E)
4.450	6311	SAFETY AND OPERATIONS E&E-0246	0246	OTHER	\$250,000	20% (PS & E&E), 10% (PS & E&E)	20% (PS, FB & E&E), 10% (PS & E&E)
4.450	4399	SAFETY AND OPERATIONS E&E-0320	0320	OTHER	\$253,488,236	20% (PS & E&E), 10% (PS & E&E)	20% (PS, FB & E&E), 10% (PS & E&E)
4.450	6309	SAFETY AND OPERATIONS PS-0149	0149	FED	\$453,870	20% (PS & E&E), 10% (PS & E&E)	20% (PS, FB & E&E), 10% (PS & E&E)
4.450	7445	SAFETY AND OPERATIONS PS-0320	0320	OTHER	\$163,862,677	20% (PS & E&E), 10% (PS & E&E)	20% (PS, FB & E&E), 10% (PS & E&E)
4.460	0118	FLEET FAC & INFO SYS E&E-0320	0320	OTHER	\$88,298,000	20% (PS & E&E), 10% (PS & E&E)	20% (PS, FB & E&E), 10% (PS & E&E)
4.460	7464	FLEET FAC & INFO SYS PS-0320	0320	OTHER	\$13,142,671	20% (PS & E&E), 10% (PS & E&E)	20% (PS, FB & E&E), 10% (PS & E&E)
4.475	8901	MULTIMODAL OPS ADMIN PS-0126	0126	FED	\$357,795	20% (PS & E&E), 10% (PS & E&E)	20% (PS, FB & E&E), 10% (PS & E&E)
4.475	8902	MULTIMODAL OPS ADMIN E&E-0126	0126	FED	\$269,600	20% (PS & E&E), 10% (PS & E&E)	20% (PS, FB & E&E), 10% (PS & E&E)
4.475	7468	MULTIMODAL OPS ADMIN PS-0320	0320	OTHER	\$534,921	20% (PS & E&E), 10% (PS & E&E)	20% (PS, FB & E&E), 10% (PS & E&E)
4.475	8904	MULTIMODAL OPS ADMIN E&E-0320	0320	OTHER	\$39,852	20% (PS & E&E), 10% (PS & E&E)	20% (PS, FB & E&E), 10% (PS & E&E)

**FY 2024  
Flexibility Requests**

MISSOURI DEPARTMENT OF TRANSPORTATION (MoDOT)							
						FLEXIBILITY	
HB	APPROP	APPROP NAME	FUND	FUND	FY 23 APPROP AMT	FY 23 TAFP	FY 24 REQUESTED
4.475	6174	MULTIMODAL OPS ADMIN PS-0659	0659	OTHER	\$532,827	20% (PS & E&E), 10% (PS & E&E)	20% (PS, FB & E&E), 10% (PS & E&E)
4.475	6175	MULTIMODAL OPS ADMIN E&E-0659	0659	OTHER	\$146,106	20% (PS & E&E), 10% (PS & E&E)	20% (PS, FB & E&E), 10% (PS & E&E)
4.475	9939	MULTIMODAL OPS ADMIN PS-0675	0675	OTHER	\$182,705	20% (PS & E&E), 10% (PS & E&E)	20% (PS, FB & E&E), 10% (PS & E&E)
4.475	2270	MULTIMODAL OPS ADMIN E&E-0675	0675	OTHER	\$26,220	20% (PS & E&E), 10% (PS & E&E)	20% (PS, FB & E&E), 10% (PS & E&E)
4.475	4660	MULTIMODAL OPS ADMIN PS-0952	0952	OTHER	\$570,370	20% (PS & E&E), 10% (PS & E&E)	20% (PS, FB & E&E), 10% (PS & E&E)
4.475	4661	MULTIMODAL OPS ADMIN E&E-0952	0952	OTHER	\$24,827	20% (PS & E&E), 10% (PS & E&E)	20% (PS, FB & E&E), 10% (PS & E&E)

---

**CORE RECONCILIATION**


---

**MO DEPT. OF TRANSPORTATION**  
**FLEET,FACILITIES&INFO SYSTEMS**


---

**5. CORE RECONCILIATION**


---

	Budget Class	FTE	GR	Federal	Other	Total	Explanation
<b>TAFP AFTER VETOES</b>							
	PS	272.25	0	0	13,142,671	13,142,671	
	EE	0.00	0	0	87,245,894	87,245,894	
	PD	0.00	0	0	1,052,106	1,052,106	
	<b>Total</b>	<b>272.25</b>	<b>0</b>	<b>0</b>	<b>101,440,671</b>	<b>101,440,671</b>	
<b>DEPARTMENT CORE ADJUSTMENTS</b>							
1x Expenditures	[#644] EE	0.00	0	0	(8,428,000)	(8,428,000)	FFIS Reduction for one-time appropriation authority
<b>NET DEPARTMENT CHANGES</b>		<b>0.00</b>	<b>0</b>	<b>0</b>	<b>(8,428,000)</b>	<b>(8,428,000)</b>	
<b>DEPARTMENT CORE REQUEST</b>							
	PS	272.25	0	0	13,142,671	13,142,671	
	EE	0.00	0	0	78,817,894	78,817,894	
	PD	0.00	0	0	1,052,106	1,052,106	
	<b>Total</b>	<b>272.25</b>	<b>0</b>	<b>0</b>	<b>93,012,671</b>	<b>93,012,671</b>	
<b>GOVERNOR'S RECOMMENDED CORE</b>							
	PS	272.25	0	0	13,142,671	13,142,671	
	EE	0.00	0	0	78,817,894	78,817,894	
	PD	0.00	0	0	1,052,106	1,052,106	
	<b>Total</b>	<b>272.25</b>	<b>0</b>	<b>0</b>	<b>93,012,671</b>	<b>93,012,671</b>	

**DECISION ITEM DETAIL**

Budget Unit	FY 2022	FY 2022	FY 2023	FY 2023	FY 2024	FY 2024	*****	*****
Decision Item	ACTUAL	ACTUAL	BUDGET	BUDGET	DEPT REQ	DEPT REQ	SECURED	SECURED
Budget Object Class	DOLLAR	FTE	DOLLAR	FTE	DOLLAR	FTE	COLUMN	COLUMN
<b>FLEET,FACILITIES&amp;INFO SYSTEMS</b>								
<b>CORE</b>								
SR ADMINISTRATIVE TECHNICIAN	11,762	0.30	42,709	1.00	0	0.00	0	0.00
OFFICE ASSISTANT	0	0.00	101,335	2.00	0	0.00	0	0.00
SENIOR OFFICE ASSISTANT	7,840	0.29	0	0.00	31,200	0.00	0	0.00
EXECUTIVE ASSISTANT	36,058	1.00	91,022	2.00	91,022	2.00	0	0.00
GENERAL SERVICES TECHNICIAN	65,804	2.12	105,573	7.00	105,573	7.00	0	0.00
SENIOR GENERAL SERVICES TECHNI	342,117	8.95	326,232	15.00	484,492	15.00	0	0.00
SENIOR SUPPLY AGENT	198,887	5.05	251,383	14.00	251,383	14.00	0	0.00
INFORMATION SYSTEMS TECHNICIAN	26,033	0.83	73,801	2.00	73,801	2.00	0	0.00
INTERMEDIATE IS TECHNICIAN	74,567	2.08	100,074	4.00	100,074	4.00	0	0.00
SENIOR INF SYSTEMS TECHNICIAN	167,621	4.06	119,818	4.00	227,607	5.00	0	0.00
FACILITY OPERATIONS CREW WORKE	5,397	0.18	34,745	4.00	0	0.00	0	0.00
MAINTENANCE WORKER	7,507	0.23	33,026	1.00	0	0.00	0	0.00
SENIOR BUILDING CUSTODIAN	0	0.00	62,016	2.00	0	0.00	0	0.00
SR FACILITY OPERATIONS CREW WO	373,906	10.35	438,569	16.00	438,569	16.00	0	0.00
SUPPLY AGENT	0	0.00	30,915	1.00	0	0.00	0	0.00
FACILITY OPERATIONS SUPERVISOR	426,921	8.49	437,795	9.00	470,771	9.00	0	0.00
FACILITY OPERATIONS SPECIALIST	244,455	5.97	263,250	6.00	322,162	6.00	0	0.00
SENIOR FACILITY OPERATIONS SPE	775,850	17.49	821,267	17.00	821,267	17.00	0	0.00
AIRPLANE PILOT	22,641	0.33	33,313	0.50	76,890	1.00	0	0.00
ADMINISTRATIVE TECHNICIAN-TPT	17,331	0.48	0	0.00	0	0.00	0	0.00
SR ADMINSTRATIVE TECHN-TPT	5,406	0.13	0	0.00	0	0.00	0	0.00
EQUIP TECH SUPPORT SPECIALIST	108,882	2.00	114,020	2.00	131,816	2.00	0	0.00
SR GENERAL SERVICES SPEC	832,556	15.61	962,882	17.00	962,882	17.00	0	0.00
GENERAL SERVICES SPEC	211,826	4.99	263,339	6.00	263,339	6.00	0	0.00
INT INFO SYSTEMS TECHNOLOGIST	354,270	7.69	536,059	12.00	536,059	12.00	0	0.00
INF SYSTEMS PROJECT MANAGER	132,391	2.25	191,090	3.00	191,090	3.00	0	0.00
INFORMATION SYSTEMS SUPERVISOR	594,980	8.21	586,506	8.00	731,420	8.00	0	0.00
GENERAL SERVICES MANAGER	363,928	6.06	476,320	7.00	503,782	7.00	0	0.00
SENIOR PROCUREMENT AGENT	329,403	6.29	331,936	6.00	409,377	7.00	0	0.00
INTERMEDIATE PROCUREMENT AGENT	79,930	1.71	100,496	3.00	100,496	3.00	0	0.00
SR ADMIN PROFESSIONAL-TPT	133,354	2.14	91,022	1.00	0	0.00	0	0.00
INFO SYS TECHNOLOGY SPECIALIST	73,038	1.00	157,564	2.00	157,564	2.00	0	0.00

## DECISION ITEM DETAIL

Budget Unit	FY 2022	FY 2022	FY 2023	FY 2023	FY 2024	FY 2024	*****	*****
Decision Item	ACTUAL	ACTUAL	BUDGET	BUDGET	DEPT REQ	DEPT REQ	SECURED	SECURED
Budget Object Class	DOLLAR	FTE	DOLLAR	FTE	DOLLAR	FTE	COLUMN	COLUMN
<b>FLEET,FACILITIES&amp;INFO SYSTEMS</b>								
<b>CORE</b>								
PROCUREMENT AGENT	40,823	1.02	44,481	3.00	46,811	3.00	0	0.00
CENTRAL OFFICE GENERAL SERV MG	182,011	3.00	213,591	3.00	221,451	3.00	0	0.00
INTERM GEN SERV SPECIALIST	88,426	1.89	248,771	5.00	248,771	5.00	0	0.00
DIST INFORMATION SYSTM MANAGER	314,064	5.04	333,539	5.00	369,085	5.00	0	0.00
LEAD INFO SYSTEMS TECHNOLOGIST	1,256,130	19.94	2,379,416	31.00	1,655,277	29.50	0	0.00
ASST IS DIRECTOR	91,732	1.00	111,821	1.00	111,821	1.00	0	0.00
INFO SYSTEMS TECHNOLOGIST	266,923	6.48	399,671	11.00	399,671	11.00	0	0.00
SR INFO SYSTEMS TECHNOLOGIST	1,561,714	28.91	1,995,934	36.75	1,995,934	36.75	0	0.00
ADMIN PROFESSIONAL - TPT	61,470	0.94	0	0.00	325,617	9.00	0	0.00
ADMINISTRATIVE TECHNICIAN-TPT	7,338	0.18	0	0.00	42,755	2.00	0	0.00
GENERAL SERVICES DIRECTOR	113,108	1.00	118,685	1.00	121,421	1.00	0	0.00
INFO SYSTEMS DIRECTOR	113,108	1.00	118,685	1.00	121,421	1.00	0	0.00
COMPUTER SCIENCE INTERN	2,298	0.08	0	0.00	0	0.00	0	0.00
<b>TOTAL - PS</b>	<b>10,123,806</b>	<b>196.76</b>	<b>13,142,671</b>	<b>272.25</b>	<b>13,142,671</b>	<b>272.25</b>	<b>0</b>	<b>0.00</b>
TRAVEL, IN-STATE	4,217	0.00	62,017	0.00	62,017	0.00	0	0.00
TRAVEL, OUT-OF-STATE	1,921	0.00	3,624	0.00	3,624	0.00	0	0.00
FUEL & UTILITIES	1,629,229	0.00	1,668,579	0.00	1,668,579	0.00	0	0.00
SUPPLIES	2,039,370	0.00	4,606,396	0.00	4,006,396	0.00	0	0.00
PROFESSIONAL DEVELOPMENT	41,986	0.00	321,401	0.00	321,401	0.00	0	0.00
COMMUNICATION SERV & SUPP	1,633,680	0.00	1,489,485	0.00	2,089,485	0.00	0	0.00
PROFESSIONAL SERVICES	4,780,771	0.00	4,719,450	0.00	4,719,450	0.00	0	0.00
HOUSEKEEPING & JANITORIAL SERV	737,352	0.00	959,699	0.00	959,699	0.00	0	0.00
M&R SERVICES	14,634,091	0.00	15,091,850	0.00	11,791,850	0.00	0	0.00
COMPUTER EQUIPMENT	3,962,605	0.00	7,613,609	0.00	7,613,609	0.00	0	0.00
MOTORIZED EQUIPMENT	35,861,102	0.00	35,504,911	0.00	35,504,911	0.00	0	0.00
OFFICE EQUIPMENT	11,212	0.00	193,772	0.00	193,772	0.00	0	0.00
OTHER EQUIPMENT	97,793	0.00	950,167	0.00	950,167	0.00	0	0.00
PROPERTY & IMPROVEMENTS	10,268,520	0.00	10,747,146	0.00	5,619,146	0.00	0	0.00
BUILDING LEASE PAYMENTS	6,309	0.00	319,575	0.00	319,575	0.00	0	0.00
EQUIPMENT RENTALS & LEASES	772,795	0.00	1,828,609	0.00	1,828,609	0.00	0	0.00
MISCELLANEOUS EXPENSES	206,691	0.00	1,165,604	0.00	1,165,604	0.00	0	0.00
<b>TOTAL - EE</b>	<b>76,689,644</b>	<b>0.00</b>	<b>87,245,894</b>	<b>0.00</b>	<b>78,817,894</b>	<b>0.00</b>	<b>0</b>	<b>0.00</b>

**DECISION ITEM DETAIL**

Budget Unit	FY 2022	FY 2022	FY 2023	FY 2023	FY 2024	FY 2024	*****	*****
Decision Item	ACTUAL	ACTUAL	BUDGET	BUDGET	DEPT REQ	DEPT REQ	SECURED	SECURED
Budget Object Class	DOLLAR	FTE	DOLLAR	FTE	DOLLAR	FTE	COLUMN	COLUMN
<b>FLEET,FACILITIES&amp;INFO SYSTEMS</b>								
<b>CORE</b>								
DEBT SERVICE	0	0.00	1,052,106	0.00	1,052,106	0.00	0	0.00
TOTAL - PD	0	0.00	1,052,106	0.00	1,052,106	0.00	0	0.00
<b>GRAND TOTAL</b>	<b>\$86,813,450</b>	<b>196.76</b>	<b>\$101,440,671</b>	<b>272.25</b>	<b>\$93,012,671</b>	<b>272.25</b>	<b>\$0</b>	<b>0.00</b>
GENERAL REVENUE	\$0	0.00	\$0	0.00	\$0	0.00		0.00
FEDERAL FUNDS	\$0	0.00	\$0	0.00	\$0	0.00		0.00
OTHER FUNDS	\$86,813,450	196.76	\$101,440,671	272.25	\$93,012,671	272.25		0.00

PROGRAM DESCRIPTION	
<b>Department of Transportation</b> <b>Program Name: Fleet, Facilities &amp; Information Systems</b> <b>Program is found in the following core budget(s): Fleet, Facilities &amp; Info Systems</b>	<b>HB Section: 4.460</b>
<p><b>1a. What strategic priority does this program address?</b>  Service - providing outstanding customer service, delivering efficient and innovative transportation projects and operating a reliable transportation system</p> <p><b>1b. What does this program do?</b>  This program covers the costs associated with fleet, facilities and information systems.</p> <p>This program ensures safe, operable fleet is available to perform services for the public, including snow removal, mowing, road and bridge inspections and striping. MoDOT has a large and diverse fleet made up of 5,016 units statewide. The average age of all fleet and equipment is 8.8 years. Fleet includes everything from passenger cars and pickups to dump trucks, motor graders and oil distributors.</p> <p>This program provides resources to maintain and improve facilities, rest areas, welcome centers and other capital assets statewide. MoDOT maintains 200 locations statewide. This includes expenses such as utilities, minor repairs, cleaning, asset management and capital improvement programs. An asset management program was implemented in fiscal year 2019 to systematically address aging facility assets, including upgrading energy efficient infrastructure.</p> <p>This program also provides resources to maintain a large investment in information technology such as computer equipment and software which is essential to carry out day-to-day operations. Installed information technology components require routine maintenance to stay operational and eventual replacement is necessary to ensure adequate performance. Software applications all require routine maintenance and, as needed, enhancements to improve functionality or to perform additional tasks needed to conduct business.</p>	



## PROGRAM DESCRIPTION

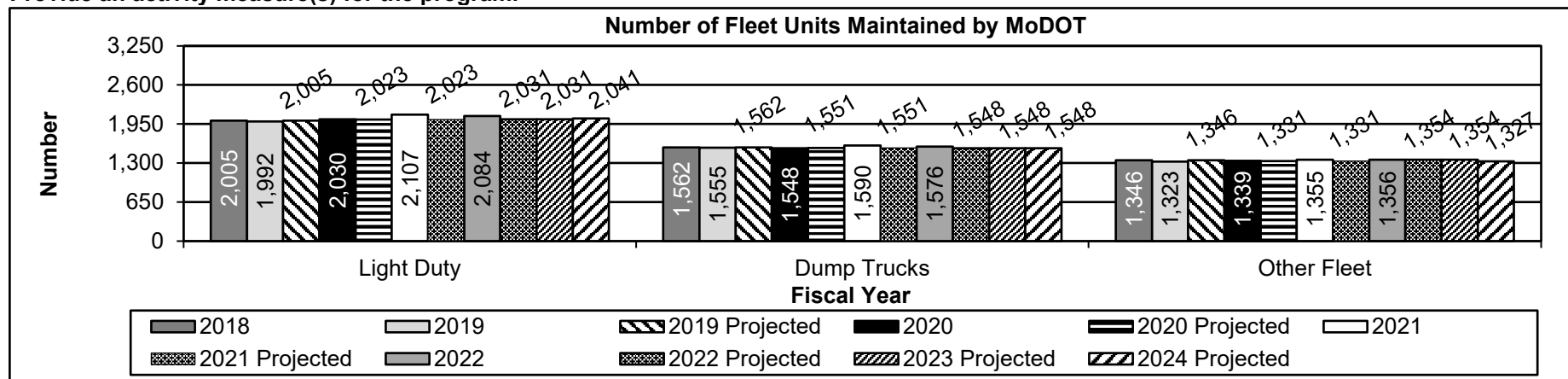
Department of Transportation

HB Section: 4.460

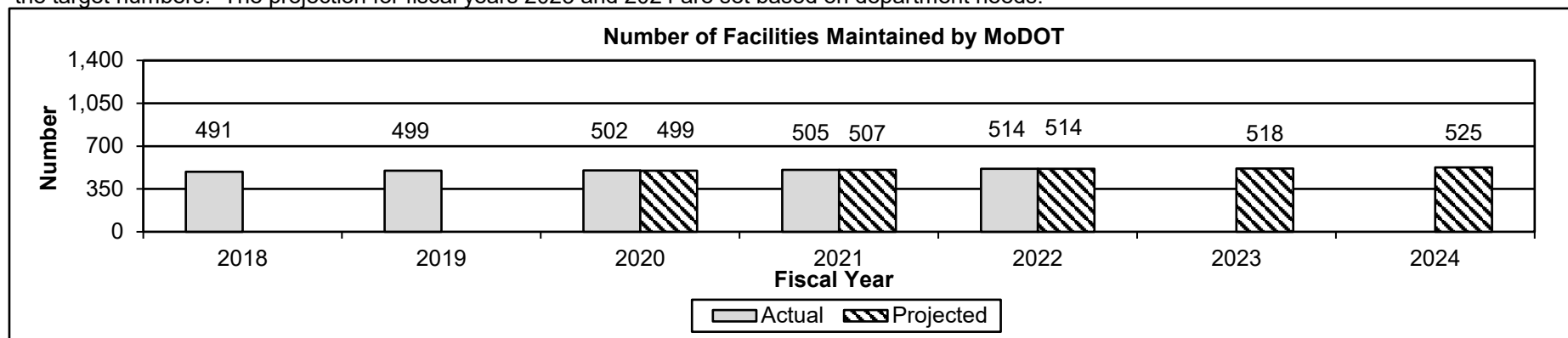
Program Name: Fleet, Facilities &amp; Information Systems

Program is found in the following core budget(s): Fleet, Facilities &amp; Info Systems

2a. Provide an activity measure(s) for the program.



Light duty fleet includes cars, pickups, utility trucks, vans and light duty trucks. Dump trucks include single and tandem axle trucks. All other fleet, such as backhoes, loaders, tractors and specialty items are included in other fleet. The number of fleet maintained exceeded targets in recent years due to keeping more vehicles through the COVID-19 pandemic for social distancing purposes. We have started selling those surplus vehicles to decrease the number of fleet toward the target numbers. The projection for fiscal years 2023 and 2024 are set based on department needs.



MoDOT currently maintains 514 facilities at 200 locations. A facility refers to an individual building within a location. The fiscal year 2023 and 2024 projections are based on planned capital improvement projects from MoDOT's facilities system.

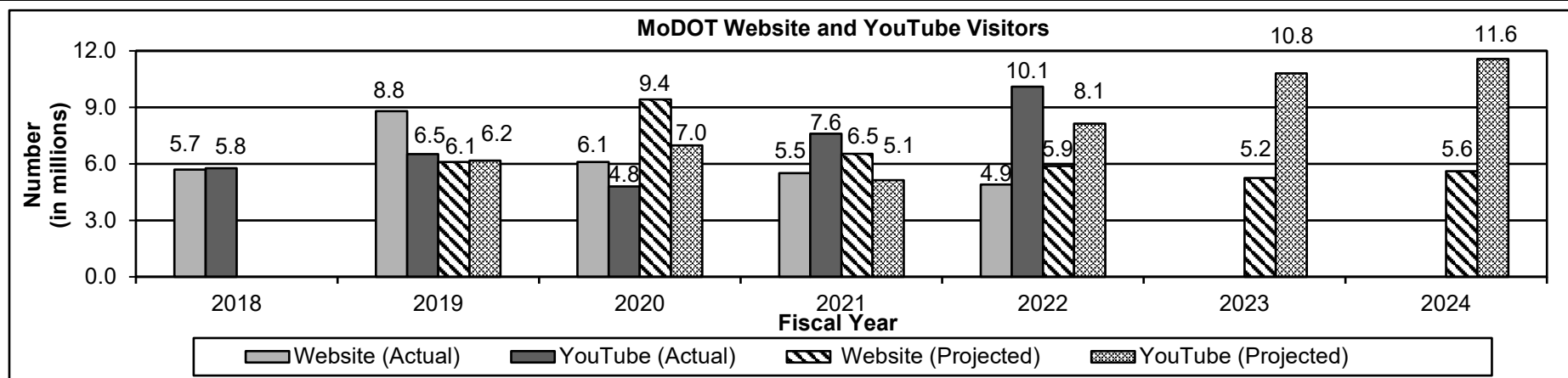
## PROGRAM DESCRIPTION

Department of Transportation

HB Section: 4.460

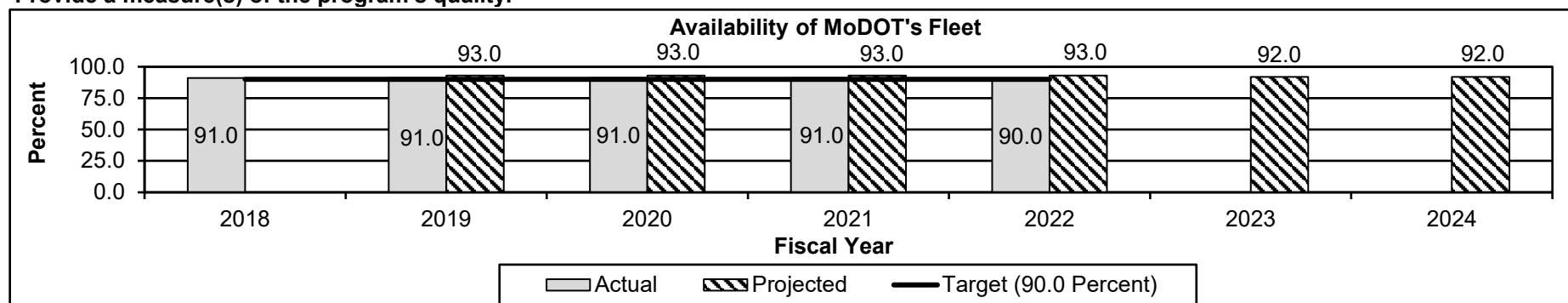
Program Name: Fleet, Facilities &amp; Information Systems

Program is found in the following core budget(s): Fleet, Facilities &amp; Info Systems



The projections were established by projecting a seven percent increase from the prior year.

**2b. Provide a measure(s) of the program's quality.**



This measure shows the percentage of time MoDOT's fleet was available for use. Availability percentages are calculated by dividing a total number of hours fleet units are available by the total number of hours the units should be available during a given year. A unit is considered to be available as long as the unit can be safely operated. The 2023 and 2024 projections were established by projecting a two percent increase from fiscal year 2022 actuals.

## PROGRAM DESCRIPTION

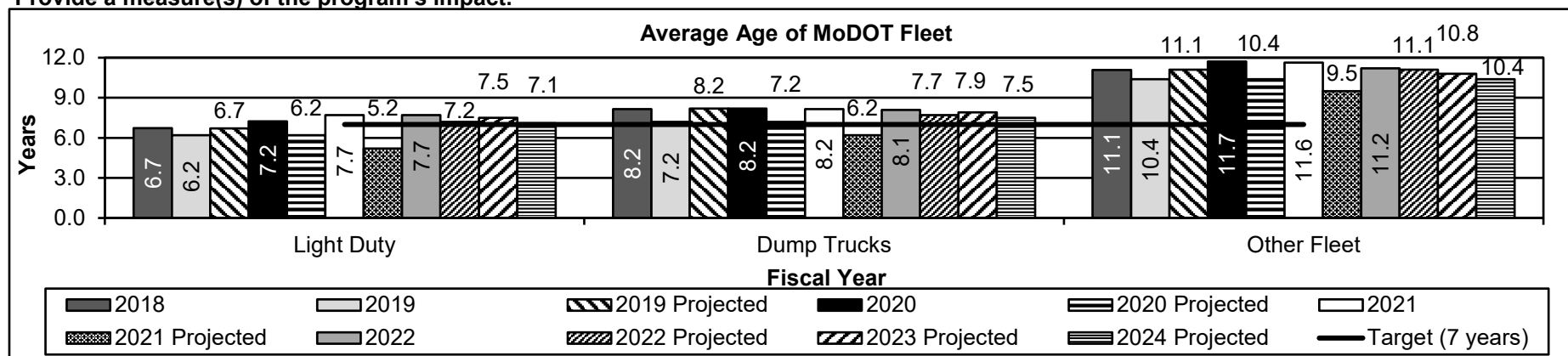
Department of Transportation

HB Section: 4.460

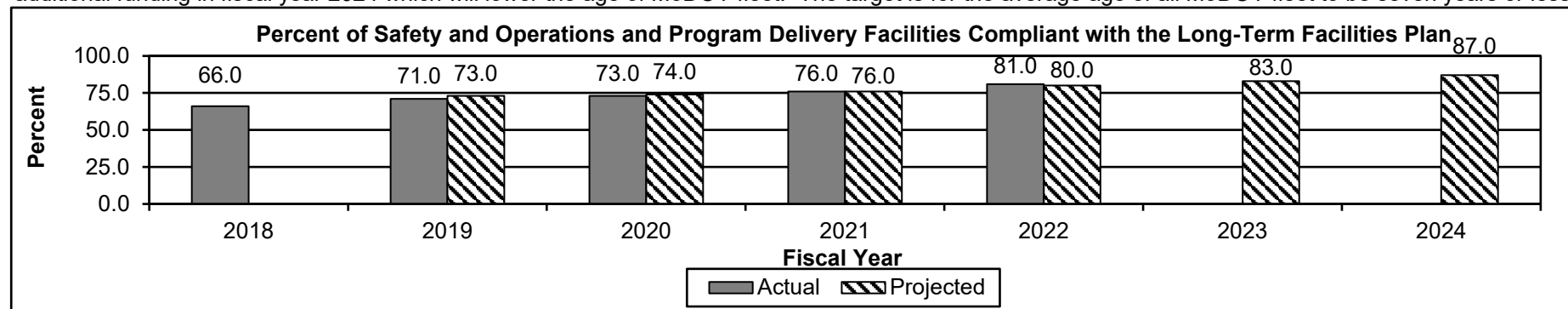
Program Name: Fleet, Facilities &amp; Information Systems

Program is found in the following core budget(s): Fleet, Facilities &amp; Info Systems

2c. Provide a measure(s) of the program's impact.



Light duty fleet includes cars, pickups, utility trucks, vans and light duty trucks. Dump trucks include single and tandem axle trucks. All other fleet, such as backhoes, loaders, tractors and specialty items are included in other fleet. The 2023 and 2024 projections for each fleet type is based upon receiving the additional funding in fiscal year 2024 which will lower the age of MoDOT fleet. The target is for the average age of all MoDOT fleet to be seven years or less.



To be compliant with the Long-Term Facilities Plan, a facility must contain: enclosed garage bays to allow mechanics to safely maintain department fleet; sufficient number of bathrooms for number of employees assigned to location; break rooms with sufficient space for number of employees assigned to location; and sufficient cold storage for materials and equipment. The Long-Term Facilities Plan is a five year plan for capital improvement projects. The projections are based on the sites identified in the Long-Term Facilities Plan.

## PROGRAM DESCRIPTION

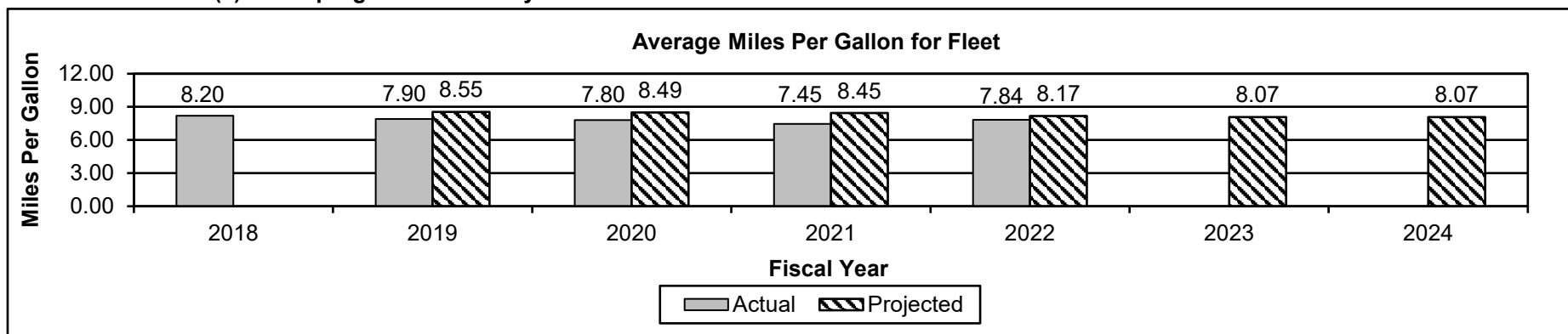
Department of Transportation

HB Section: 4.460

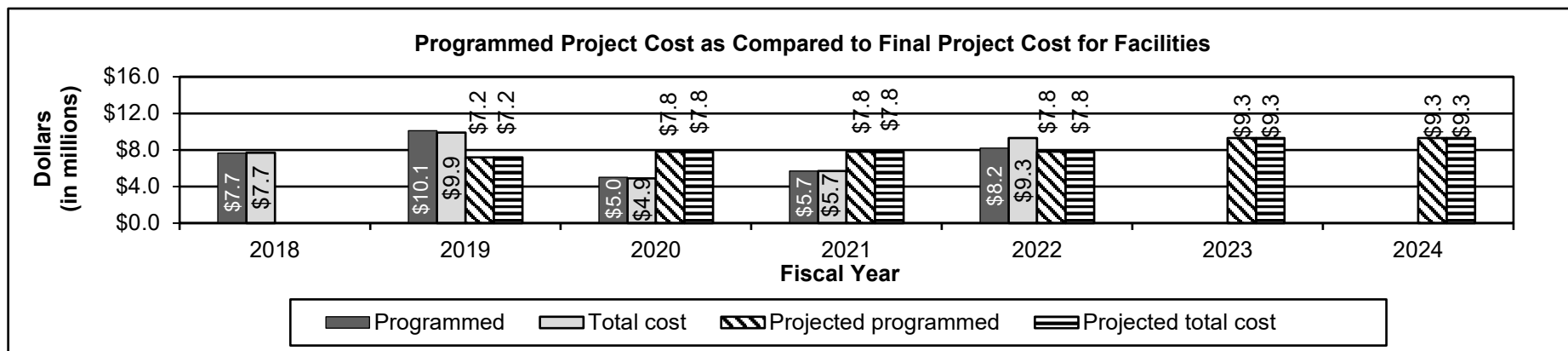
Program Name: Fleet, Facilities &amp; Information Systems

Program is found in the following core budget(s): Fleet, Facilities &amp; Info Systems

2d. Provide a measure(s) of the program's efficiency.



The projections were established by averaging the last five years and projecting a three percent improvement.



This measure determines how close total project completion costs are to the programmed or budgeted costs for capital asset preservation and capital improvement projects. The projections are based on the department's current capital improvement project budget as of July 1, 2022.

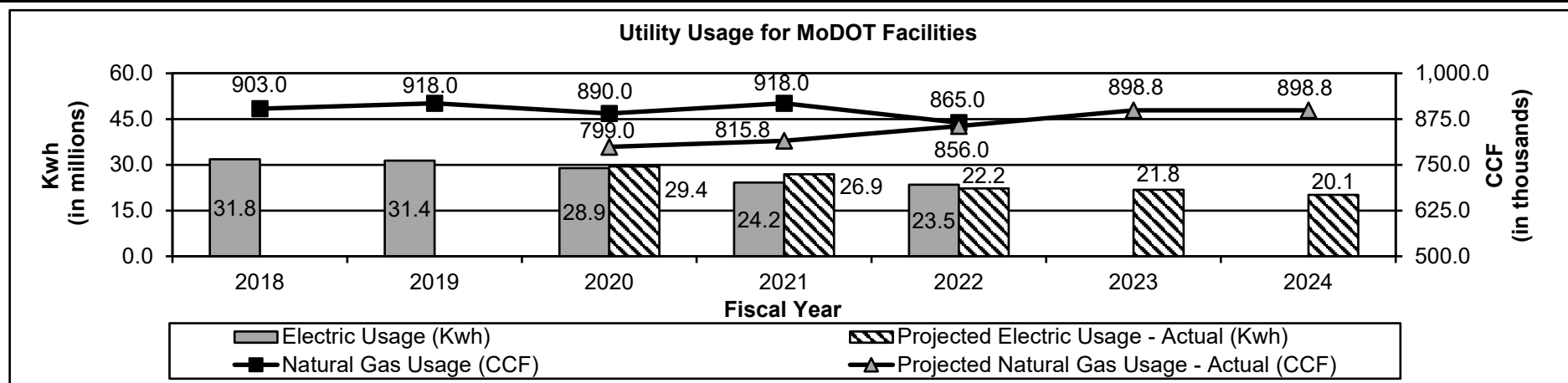
## PROGRAM DESCRIPTION

Department of Transportation

HB Section: 4.460

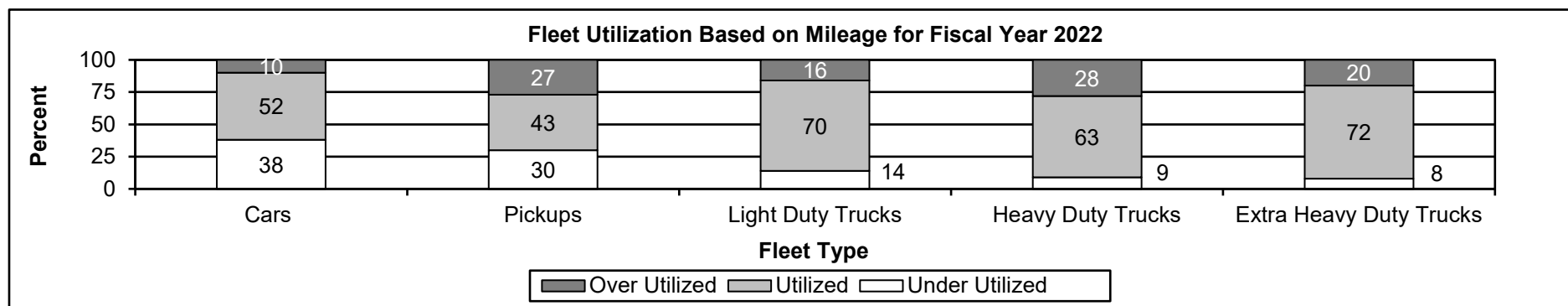
Program Name: Fleet, Facilities &amp; Information Systems

Program is found in the following core budget(s): Fleet, Facilities &amp; Info Systems



Kwh = kilowatt hour CCF = 100 cubic feet

This measure tracks utility usage for department facilities, excluding roadways, to capture the impact of energy efficiency improvements in buildings and operations. The projections for electric usage were established using a 1.7 Kwh decrease from the prior year. The projections for natural gas usage were established by averaging the actual usage for the last five fiscal years.



The chart provides the fleet utilization based on annual mileage thresholds and miles driven. For example, a passenger car has a threshold of 15,000 miles per year. A passenger car is considered under utilized when used less than 11,250 miles per year. A passenger car is considered over utilized when used more than 18,750 miles per year.

## PROGRAM DESCRIPTION

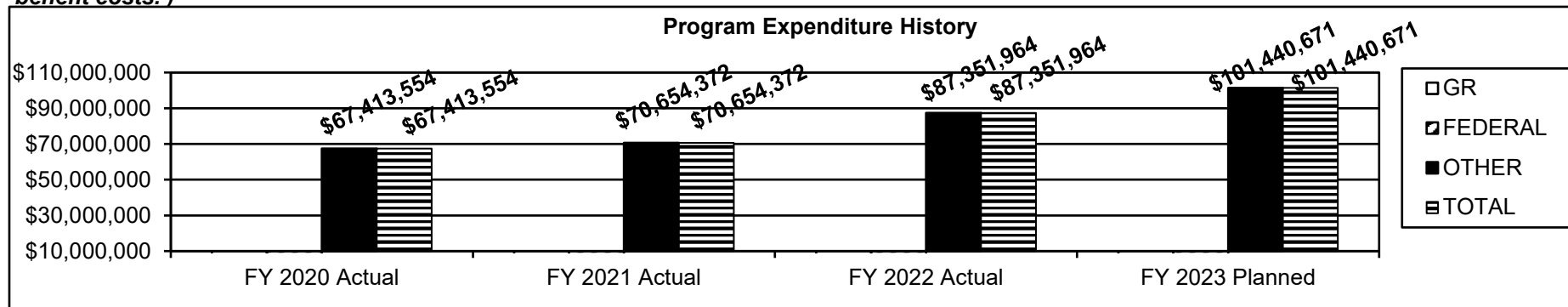
Department of Transportation

HB Section: 4.460

Program Name: Fleet, Facilities &amp; Information Systems

Program is found in the following core budget(s): Fleet, Facilities &amp; Info Systems

3. Provide actual expenditures for the prior three fiscal years and planned expenditures for the current fiscal year. (Note: Amounts do not include fringe benefit costs.)



4. What are the sources of the "Other" funds?  
State Road Fund (0320)
5. What is the authorization for this program, i.e., federal or state statute, etc.? (Include the federal program number, if applicable.)  
Article IV, Section 30(b), MO Constitution and 226.220, RSMo.
6. Are there federal matching requirements? If yes, please explain.  
No
7. Is this a federally mandated program? If yes, please explain.  
No



## NEW DECISION ITEM

RANK: 27 OF 28

Department of Transportation	Budget Unit: <u>Fleet, Facilities &amp; Info Systems</u>
Division: <u>Fleet, Facilities &amp; Info Systems</u>	
DI Name: <u>MO Careers Expansion</u>	DI# <u>1605031</u>
	HB Section: <u>4.460</u>

## 1. AMOUNT OF REQUEST

	FY 2024 Budget Request			
	GR	Federal	Other	Total
PS	0	0	0	0
EE	0	0	250,000	250,000
PSD	0	0	0	0
TRF	0	0	0	0
Total	0	0	250,000	250,000

FTE	0.00	0.00	0.00	0.00
HB 4	0	0	0	0
HB 5	0	0	0	0

Note: Fringes budgeted in House Bill 5 except for certain fringes budgeted directly to MoDOT, Highway Patrol, and Conservation.

Other Funds: State Road Fund (0320)  
Non-Counts:

	FY 2024 Governor's Recommendation			
	GR	Federal	Other	Total
PS	0	0	0	0
EE	0	0	0	0
PSD	0	0	0	0
TRF	0	0	0	0
Total	0	0	0	0

FTE	0.00	0.00	0.00	0.00
HB 4	0	0	0	0
HB 5	0	0	0	0

Note: Fringes budgeted in House Bill 5 except for certain fringes budgeted directly to MoDOT, Highway Patrol, and Conservation.

Other Funds:  
Non-Counts:

## 2. THIS REQUEST CAN BE CATEGORIZED AS:

<input type="checkbox"/> New Legislation	<input type="checkbox"/> New Program	<input type="checkbox"/> Fund Switch
<input type="checkbox"/> Federal Mandate	<input checked="" type="checkbox"/> Program Expansion	<input type="checkbox"/> Cost to Continue
<input type="checkbox"/> GR Pick-Up	<input type="checkbox"/> Space Request	<input type="checkbox"/> Equipment Replacement
<input type="checkbox"/> Pay Plan	<input type="checkbox"/> Other: _____	

## 3. WHY IS THIS FUNDING NEEDED? PROVIDE AN EXPLANATION FOR ITEMS CHECKED IN #2. INCLUDE THE FEDERAL OR STATE STATUTORY OR CONSTITUTIONAL AUTHORIZATION FOR THIS PROGRAM.

This expansion item is for the improvement and/or replacement of MoCareers. MoCareers is the statewide applicant tracking system provided by the Office of Administration and is utilized to hire state employees.



## NEW DECISION ITEM

RANK: 27 OF 28

Department of Transportation	Budget Unit: <u>Fleet, Facilities &amp; Info Systems</u>
Division: <u>Fleet, Facilities &amp; Info Systems</u>	
DI Name: <u>MO Careers Expansion</u> DI# <u>1605031</u>	HB Section: <u>4.460</u>

**4. DESCRIBE THE DETAILED ASSUMPTIONS USED TO DERIVE THE SPECIFIC REQUESTED AMOUNT. (How did you determine that the requested number of FTE were appropriate? From what source or standard did you derive the requested levels of funding? Were alternatives such as outsourcing or automation considered? If based on new legislation, does request tie to TAFP fiscal note? If not, explain why. Detail which portions of the request are one-times and how those amounts were calculated.)**

This increase is for the improvement and/or replacement of MoCareers, the statewide applicant tracking system provided by the Office of Administration that is utilized to hire state employees.

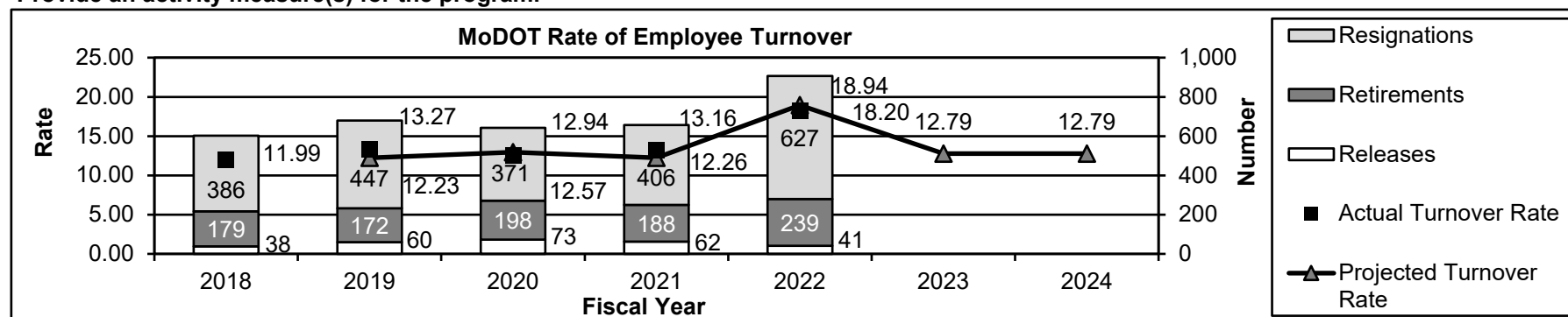
**5. BREAK DOWN THE REQUEST BY BUDGET OBJECT CLASS, JOB CLASS, AND FUND SOURCE. IDENTIFY ONE-TIME COSTS.**

Budget Object Class/Job Class	Dept Req GR DOLLARS	Dept Req GR FTE	Dept Req FED DOLLARS	Dept Req FED FTE	Dept Req OTHER DOLLARS	Dept Req OTHER FTE	Dept Req TOTAL DOLLARS	Dept Req TOTAL FTE	Dept Req One-Time DOLLARS
							0	0.0	
							0	0.0	
<b>Total PS</b>	<u>0</u>	<u>0.0</u>	<u>0</u>	<u>0.0</u>	<u>0</u>	<u>0.0</u>	<u>0</u>	<u>0.0</u>	<u>0</u>
							0		
Property & Improvements					250,000		250,000		
<b>Total EE</b>	<u>0</u>		<u>0</u>		<u>250,000</u>		<u>250,000</u>		<u>0</u>
Program Distributions							0		
<b>Total PSD</b>	<u>0</u>		<u>0</u>		<u>0</u>		<u>0</u>		<u>0</u>
Transfers							0		
<b>Total TRF</b>	<u>0</u>		<u>0</u>		<u>0</u>		<u>0</u>		<u>0</u>
<b>Grand Total</b>	<u>0</u>	<u>0.0</u>	<u>0</u>	<u>0.0</u>	<u>250,000</u>	<u>0.0</u>	<u>250,000</u>	<u>0.0</u>	<u>0</u>

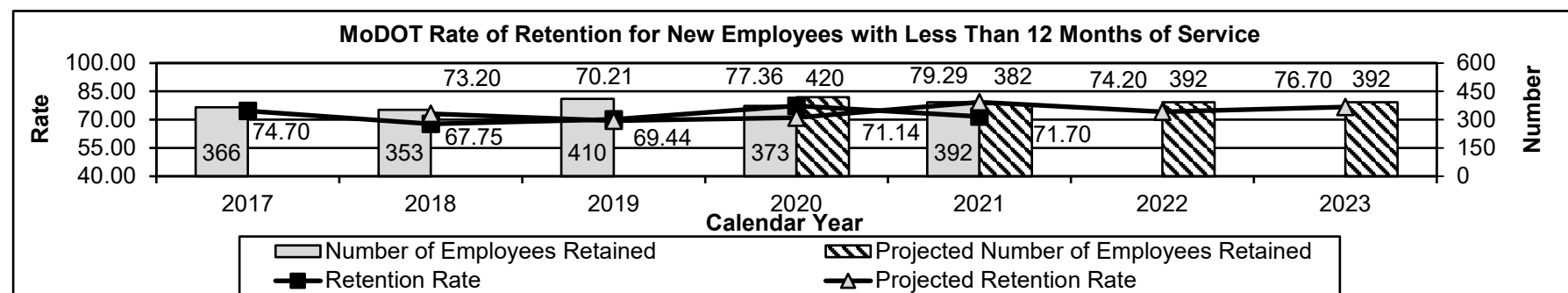
## NEW DECISION ITEM

RANK: 27 OF 28

Department of Transportation

Budget Unit: Fleet, Facilities & Info SystemsDivision: Fleet, Facilities & Info SystemsDI Name: MO Careers ExpansionDI# 1605031HB Section: 4.460**6. PERFORMANCE MEASURES (If new decision item has an associated core, separately identify projected performance with & without additional funding.)****6a. Provide an activity measure(s) for the program.**

The turnover rate shows the percentage of employees who left the department during each fiscal year. The 2023 and 2024 projected turnover rate is based on the average turnover in the last four years prior to the increase in fiscal year 2022.

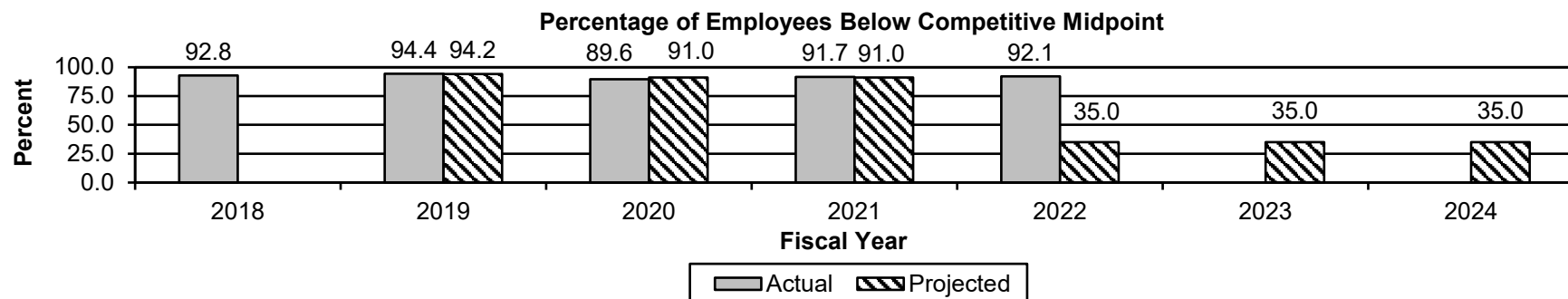


The rate of retention for new employees is a percentage of MoDOT employees who remained employed with the department for 12 months divided by the total number of new employees hired within the same time period. For calendar year 2021, this was 392 of 547, or 71.7 percent of first year employees. The calendar year 2022 projected retention rate is based on a 2.5 percent increase in the number of retained employees in calendar year 2021. The calendar year 2023 projected retention rate is based on a five percent increase in the number of retained employees in calendar year 2021.

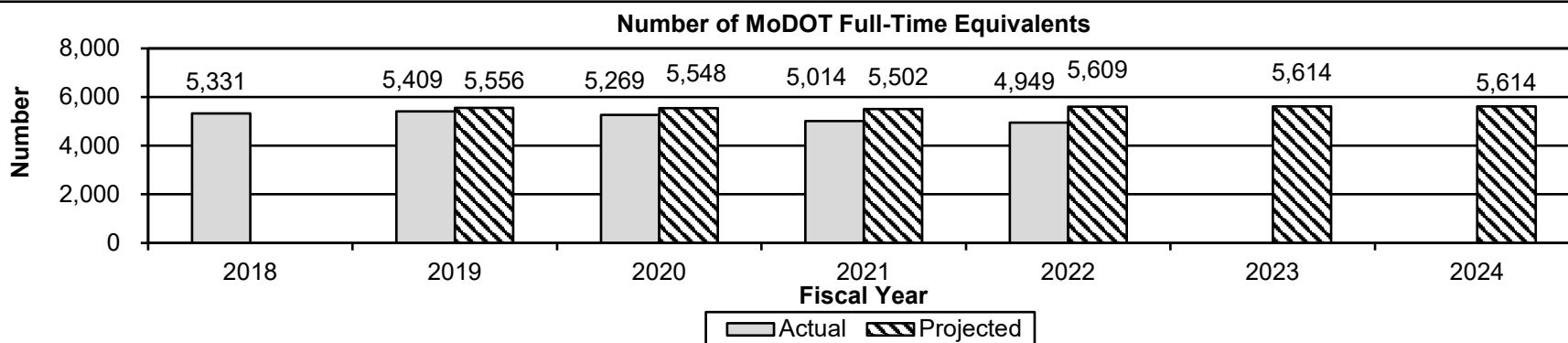
## NEW DECISION ITEM

RANK: 27 OF 28

Department of Transportation

Budget Unit: Fleet, Facilities & Info SystemsDivision: Fleet, Facilities & Info SystemsDI Name: MO Careers ExpansionDI# 1605031HB Section: 4.460

The midpoint of each salary range is the market competitive midpoint for the job titles classified in that range. The 2023 and 2024 projections are based on the department's goal to reduce the percentage of employees below their competitive midpoint to 35 percent or less. These projections assume full implementation of the employee market adjustment.



This performance measure shows the number of full-time equivalents (FTEs) by fiscal year. FTE is the total number of hours worked or on paid leave divided by 2,080. The 2023 and 2024 projections for salaried employees are based on the department's budgeted FTEs.

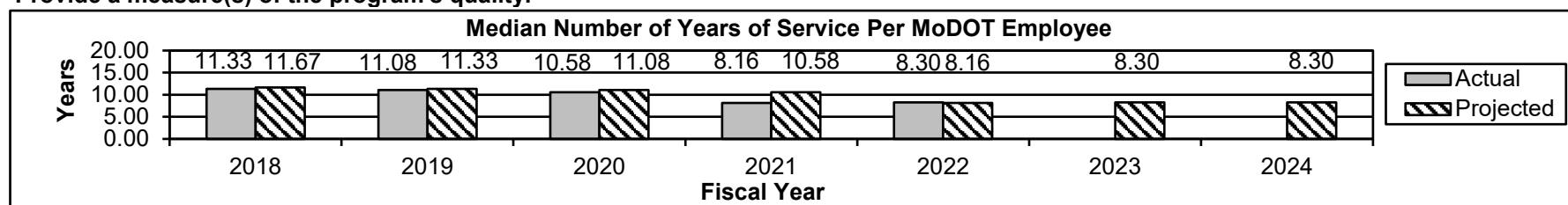
## NEW DECISION ITEM

RANK: 27 OF 28

Department of Transportation

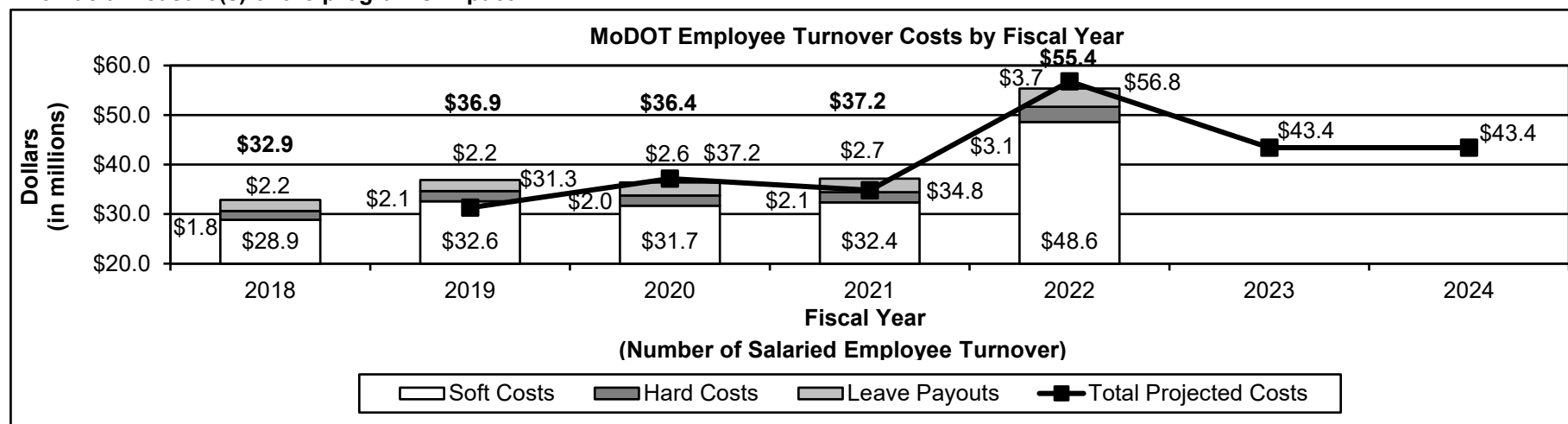
Budget Unit: Fleet, Facilities & Info SystemsDivision: Fleet, Facilities & Info SystemsDI Name: MO Careers ExpansionDI# 1605031HB Section: 4.460

## 6b. Provide a measure(s) of the program's quality.



The 2023 and 2024 projections are based on maintaining the current median years of service per MoDOT employee.

## 6c. Provide a measure(s) of the program's impact.



The turnover costs calculation tool used in the formulation of this chart was adopted from the Society for Human Resources Management. Hard costs are direct costs related to staff time in separating/filling the position, advertisement efforts and pre-employment fees (drug testing and physicals). Soft costs are lost productivity tied to the departing employees, vacant positions and selection and training efforts for each new employee. The fiscal year 2023 and 2024 projections are based on the department's rate of employee turnover projections for these two fiscal years.

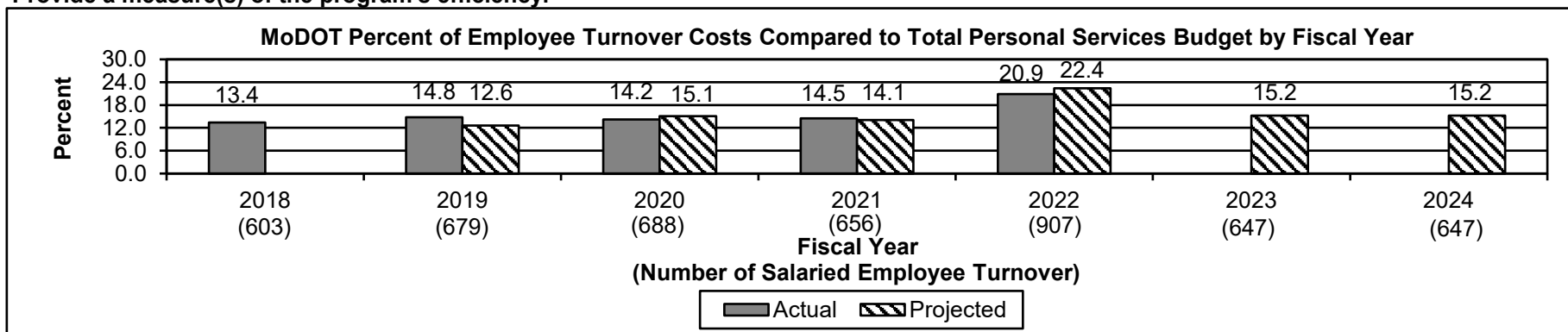
## NEW DECISION ITEM

RANK: 27 OF 28

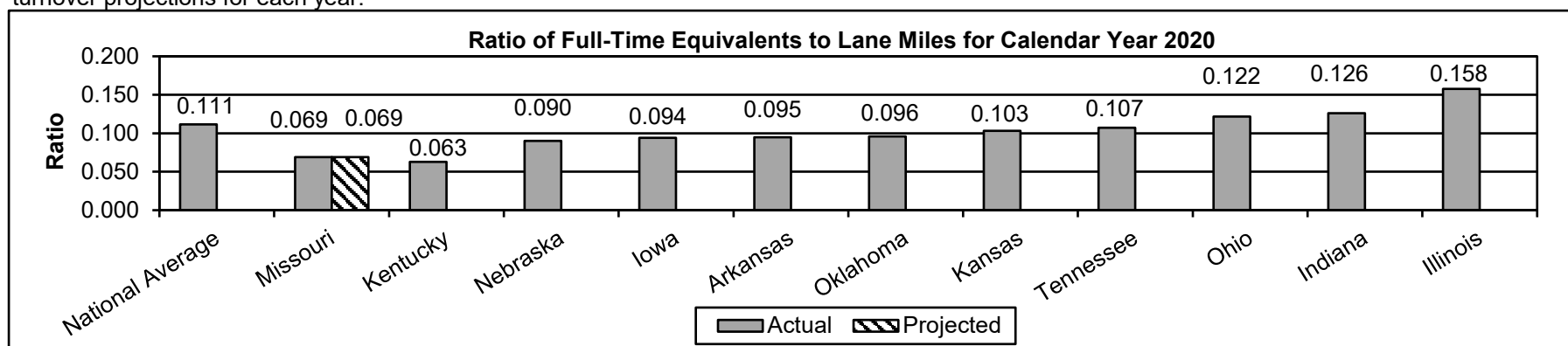
Department of Transportation

Budget Unit: Fleet, Facilities & Info SystemsDivision: Fleet, Facilities & Info SystemsDI Name: MO Careers ExpansionDI# 1605031HB Section: 4.460

6d. Provide a measure(s) of the program's efficiency.



This chart shows the percentage of turnover costs compared to the total personal services budget by fiscal year. For fiscal year 2022, this was \$55.4 million in turnover costs of the \$264.9 million in personal services budget, or 20.9 percent. The projections are based on the department's rate of employee turnover projections for each year.



Full-time equivalent (FTE) is the total number of hours worked or on paid leave divided by 2,080. The ratio in this measure was calculated by dividing the FTEs in the Census Bureau - 2020 Annual Survey of Public Employees and Payroll, by the estimated number of lane miles in the 2020 FHWA report of State Highway Agency-Owned Public Roads (HM-81). A low ratio means MoDOT is efficiently maintaining roadways with limited resources. The projection is based on budgeted FTE. Calendar year 2021 data was not available at time of publication.

## NEW DECISION ITEM

RANK: 27 OF 28

Department of Transportation	Budget Unit: <u>Fleet, Facilities &amp; Info Systems</u>
Division: <u>Fleet, Facilities &amp; Info Systems</u>	
DI Name: <u>MO Careers Expansion</u> DI# <u>1605031</u>	HB Section: <u>4.460</u>

**7. STRATEGIES TO ACHIEVE THE PERFORMANCE MEASUREMENT TARGETS:**

The desired outcome is to provide improvements to and/or replacement of MoCareers, the statewide applicant tracking system.

As of September 9, 2022, approximately one percent of MoDOT employees could be eligible for federal SNAP (Supplemental Nutrition Assistance Program), based on a four person, single earner household. MoDOT has 35 employees who earn less than \$2,870 per month.

According to the MERIC database, 11.6 percent of MoDOT employees also work for a second employer (not including farm labor or other self-employment) as of the end of December 2021. In comparison, the percentage of multiple job holders in Missouri is approximately 12.8 percent.

**DECISION ITEM DETAIL**

Budget Unit	FY 2022	FY 2022	FY 2023	FY 2023	FY 2024	FY 2024	*****	*****
Decision Item	ACTUAL	ACTUAL	BUDGET	BUDGET	DEPT REQ	DEPT REQ	SECURED	SECURED
Budget Object Class	DOLLAR	FTE	DOLLAR	FTE	DOLLAR	FTE	COLUMN	COLUMN
<b>FLEET,FACILITIES&amp;INFO SYSTEMS</b>								
<b>FFIS-MoCareers NDI - 1605031</b>								
PROFESSIONAL DEVELOPMENT	0	0.00	0	0.00	250,000	0.00	0	0.00
<b>TOTAL - EE</b>	<b>0</b>	<b>0.00</b>	<b>0</b>	<b>0.00</b>	<b>250,000</b>	<b>0.00</b>	<b>0</b>	<b>0.00</b>
<b>GRAND TOTAL</b>	<b>\$0</b>	<b>0.00</b>	<b>\$0</b>	<b>0.00</b>	<b>\$250,000</b>	<b>0.00</b>	<b>\$0</b>	<b>0.00</b>
GENERAL REVENUE	\$0	0.00	\$0	0.00	\$0	0.00		0.00
FEDERAL FUNDS	\$0	0.00	\$0	0.00	\$0	0.00		0.00
OTHER FUNDS	\$0	0.00	\$0	0.00	\$250,000	0.00		0.00





## NEW DECISION ITEM

RANK: 4 OF 28

Department of Transportation	Budget Unit: <u>Fleet, Facilities &amp; Info Systems</u>
Division: Fleet, Facilities & Info Systems	
DI Name: Fleet Expansion	DI# 1605008
	HB Section: <u>4.460</u>

## 1. AMOUNT OF REQUEST

FY 2024 Budget Request				
	GR	Federal	Other	Total
PS	0	0	0	0
EE	0	0	10,000,000	10,000,000
PSD	0	0	0	0
TRF	0	0	0	0
Total	0	0	10,000,000	10,000,000
FTE	0.00	0.00	0.00	0.00
HB 4	0	0	0	0
HB 5	0	0	0	0

Note: Fringes budgeted in House Bill 5 except for certain fringes budgeted directly to MoDOT, Highway Patrol, and Conservation.

Other Funds: State Road Fund (0320)

Non-Counts:

FY 2024 Governor's Recommendation				
	GR	Federal	Other	Total
PS	0	0	0	0
EE	0	0	0	0
PSD	0	0	0	0
TRF	0	0	0	0
Total	0	0	0	0
FTE	0.00	0.00	0.00	0.00
HB 4	0	0	0	0
HB 5	0	0	0	0

Note: Fringes budgeted in House Bill 5 except for certain fringes budgeted directly to MoDOT, Highway Patrol, and Conservation.

Other Funds: State Road Fund (0320)

Non-Counts:

## 2. THIS REQUEST CAN BE CATEGORIZED AS:

<input type="checkbox"/> New Legislation	<input type="checkbox"/> New Program	<input type="checkbox"/> Fund Switch
<input type="checkbox"/> Federal Mandate	<input checked="" type="checkbox"/> Program Expansion	<input type="checkbox"/> Cost to Continue
<input type="checkbox"/> GR Pick-Up	<input type="checkbox"/> Space Request	<input type="checkbox"/> Equipment Replacement
<input type="checkbox"/> Pay Plan	<input type="checkbox"/> Other: _____	

## 3. WHY IS THIS FUNDING NEEDED? PROVIDE AN EXPLANATION FOR ITEMS CHECKED IN #2. INCLUDE THE FEDERAL OR STATE STATUTORY OR CONSTITUTIONAL AUTHORIZATION FOR THIS PROGRAM.

This expansion item is for an additional investment to improve the average age and condition of MoDOT's fleet. MoDOT's fleet consists of approximately 5,000 units statewide. Fleet includes everything from passenger cars and pickup trucks to dump trucks, motor graders and oil distributors. The average age of MoDOT's fleet is 9 years and the target is 6 years. The target is based on one-half of the expected useful life of the equipment. MoDOT fleet includes 8 percent of units that are below average or poor condition. The replacement value for MoDOT's fleet totals \$471.0 million, which includes \$158.0 million of equipment that is currently beyond its expected useful life. Over the next 10 years, this expansion item is projected to provide funding to reduce the backlog of fleet beyond its useful life from \$158.0 million to \$26.0 million.

## NEW DECISION ITEM

RANK: 4 OF 28

<b>Department of Transportation</b>				<b>Budget Unit: <u>Fleet, Facilities &amp; Info Systems</u></b>			
<b>Division: <u>Fleet, Facilities &amp; Info Systems</u></b>							
<b>DI Name: <u>Fleet Expansion</u></b>		<b>DI# <u>1605008</u></b>		<b>HB Section: <u>4.460</u></b>			

**4. DESCRIBE THE DETAILED ASSUMPTIONS USED TO DERIVE THE SPECIFIC REQUESTED AMOUNT. (How did you determine that the requested number of FTE were appropriate? From what source or standard did you derive the requested levels of funding? Were alternatives such as outsourcing or automation considered? If based on new legislation, does request tie to TAFP fiscal note? If not, explain why. Detail which portions of the request are one-times and how those amounts were calculated.)**

This increase is the amount needed to improve the condition and average age of MoDOT's fleet.

**5. BREAK DOWN THE REQUEST BY BUDGET OBJECT CLASS, JOB CLASS, AND FUND SOURCE. IDENTIFY ONE-TIME COSTS.**

Budget Object Class/Job Class	Dept Req GR DOLLARS	Dept Req GR FTE	Dept Req FED DOLLARS	Dept Req FED FTE	Dept Req OTHER DOLLARS	Dept Req OTHER FTE	Dept Req TOTAL DOLLARS	Dept Req TOTAL FTE	Dept Req One- Time DOLLARS
							0	0.0	
							0	0.0	
<b>Total PS</b>	<u>0</u>	<u>0.0</u>	<u>0</u>	<u>0.0</u>	<u>0</u>	<u>0.0</u>	<u>0</u>	<u>0.0</u>	<u>0</u>
							0		
							0		
New Equipment Purchase					10,000,000		10,000,000		
<b>Total EE</b>	<u>0</u>		<u>0</u>		<u>10,000,000</u>		<u>10,000,000</u>		<u>0</u>
							0		
Program Distributions							0		
<b>Total PSD</b>	<u>0</u>		<u>0</u>		<u>0</u>		<u>0</u>		<u>0</u>
							0		
Transfers							0		
<b>Total TRF</b>	<u>0</u>		<u>0</u>		<u>0</u>		<u>0</u>		<u>0</u>
<b>Grand Total</b>	<u>0</u>	<u>0.0</u>	<u>0</u>	<u>0.0</u>	<u>10,000,000</u>	<u>0.0</u>	<u>10,000,000</u>	<u>0.0</u>	<u>0</u>

**NEW DECISION ITEM**  
**RANK: 4 OF 28**

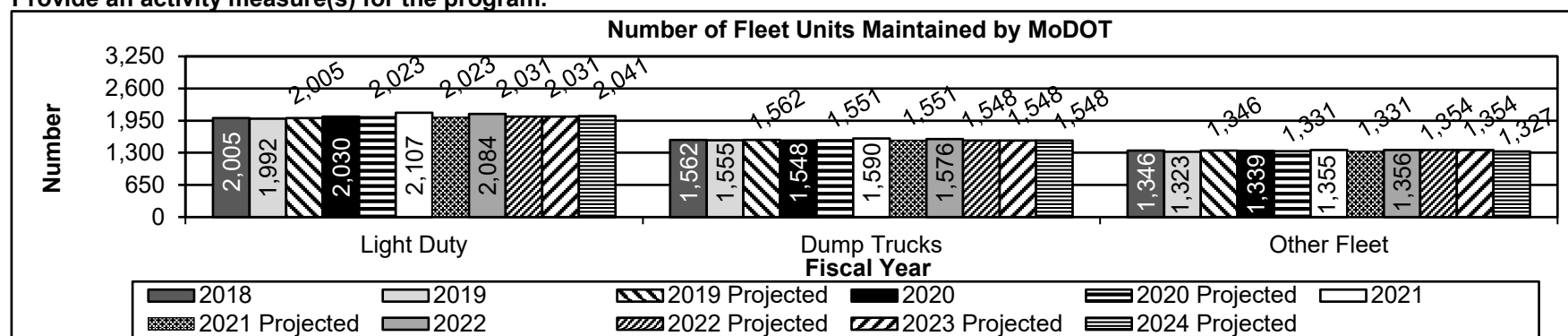
**Department of Transportation**  
**Division: Fleet, Facilities & Info Systems**  
**DI Name: Fleet Expansion** **DI# 1605008**

**Budget Unit: Fleet, Facilities & Info Systems**

**HB Section: 4.460**

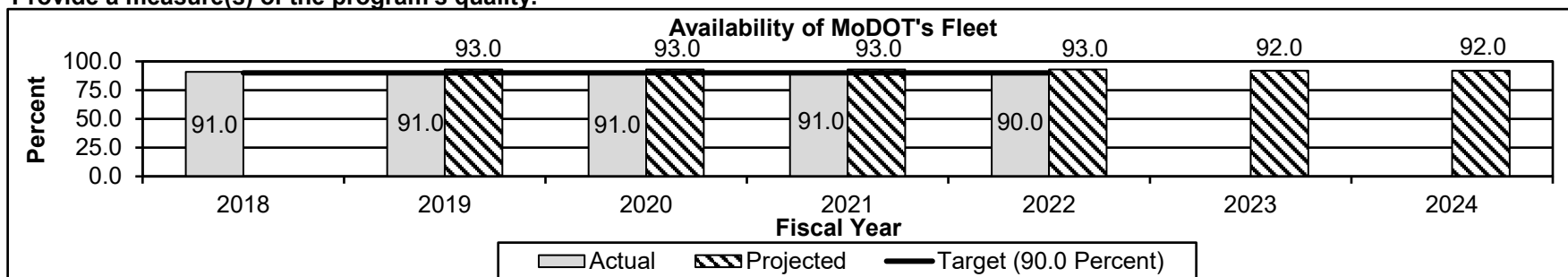
**6. PERFORMANCE MEASURES (If new decision item has an associated core, separately identify projected performance with & without additional funding.)**

**6a. Provide an activity measure(s) for the program.**



Light duty fleet includes cars, pickups, utility trucks, vans and light duty trucks. Dump trucks include single and tandem axle trucks. All other fleet, such as backhoes, loaders, tractors and specialty items are included in other fleet. The number of fleet maintained exceeded targets in recent years due to keeping more vehicles though the COVID-19 pandemic for social distancing purposes. We have started selling those surplus vehicles to decrease the number of fleet toward the target numbers. The projection for fiscal years 2023 and 2024 are set based upon department needs.

**6b. Provide a measure(s) of the program's quality.**



This measure shows the percentage of time MoDOT's fleet was available for use. Availability percentages are calculated by dividing a total number of hours fleet units are available by the total number of hours the units should be available during a given year. A unit is considered to be available as long as the unit can be safely operated. The 2023 and 2024 projections were established by projecting a two percent increase from fiscal year 2022 actuals.

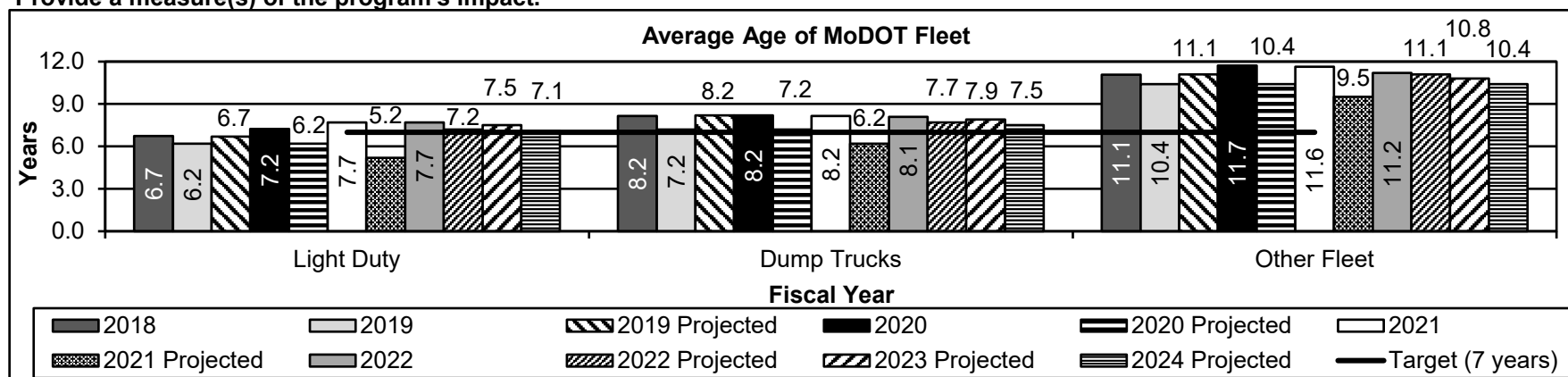
## NEW DECISION ITEM

RANK: 4 OF 28

Department of Transportation

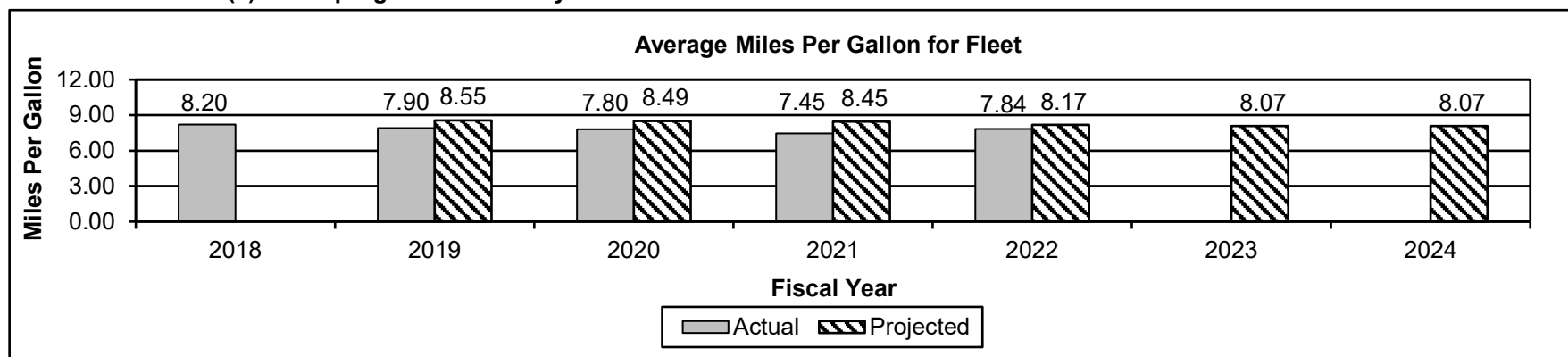
Budget Unit: Fleet, Facilities & Info SystemsDivision: Fleet, Facilities & Info SystemsDI Name: Fleet ExpansionDI# 1605008HB Section: 4.460

## 6c. Provide a measure(s) of the program's impact.



Light duty fleet includes cars, pickups, utility trucks, vans and light duty trucks. Dump trucks include single and tandem axle trucks. All other fleet, such as backhoes, loaders, tractors and specialty items are included in other fleet. The 2023 and 2024 projections for each fleet type is based upon receiving the additional funding in fiscal year 2023 which will lower the age of MoDOT fleet. The target is for the average age of all MoDOT fleet to be seven years or less.

## 6d. Provide a measure(s) of the program's efficiency.

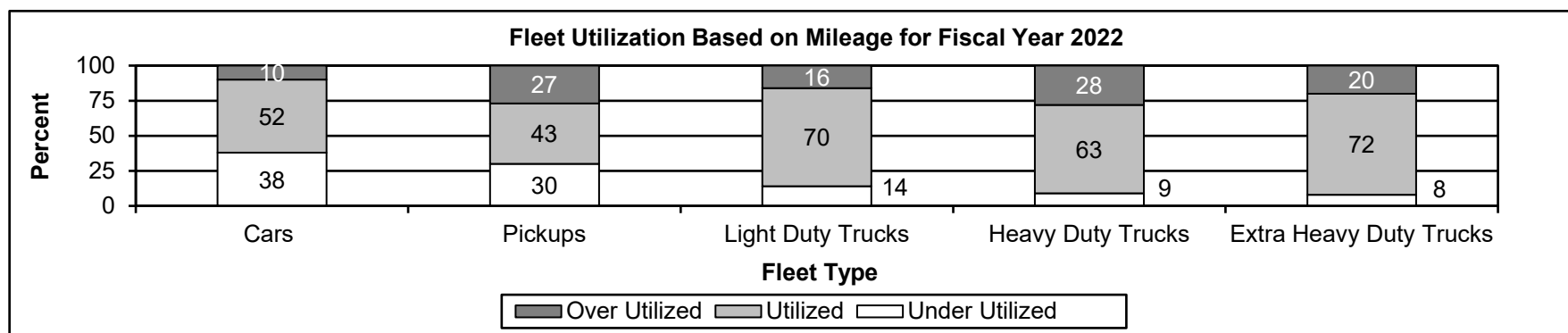


The projections were established by averaging the last five years and projecting a three percent improvement.

## NEW DECISION ITEM

RANK: 4 OF 28

Department of Transportation

Budget Unit: Fleet, Facilities & Info SystemsDivision: Fleet, Facilities & Info SystemsDI Name: Fleet ExpansionDI# 1605008HB Section: 4.460

The chart provides the fleet utilization based on annual mileage thresholds and miles driven. For example, a passenger car has a threshold of 15,000 miles per year. A passenger car is considered under utilized when used less than 11,250 miles per year. A passenger car is considered over utilized when used more than 18,750 miles per year.

## NEW DECISION ITEM

RANK: 4 OF 28

<b>Department of Transportation</b>		<b>Budget Unit:</b> <u>Fleet, Facilities &amp; Info Systems</u>
<b>Division: Fleet, Facilities &amp; Info Systems</b>		
<b>DI Name: Fleet Expansion</b>	<b>DI# 1605008</b>	<b>HB Section:</b> <u>4.460</u>
<b>7. STRATEGIES TO ACHIEVE THE PERFORMANCE MEASUREMENT TARGETS:</b>		
Monitor fleet usage to promote safety and ensure fleet equipment is well utilized and maintained.		

**DECISION ITEM DETAIL**

Budget Unit	FY 2022	FY 2022	FY 2023	FY 2023	FY 2024	FY 2024	*****	*****
Decision Item	ACTUAL	ACTUAL	BUDGET	BUDGET	DEPT REQ	DEPT REQ	SECURED	SECURED
Budget Object Class	DOLLAR	FTE	DOLLAR	FTE	DOLLAR	FTE	COLUMN	COLUMN
<b>FLEET,FACILITIES&amp;INFO SYSTEMS</b>								
<b>Fleet Expansion NDI - 1605008</b>								
MOTORIZED EQUIPMENT	0	0.00	0	0.00	10,000,000	0.00	0	0.00
<b>TOTAL - EE</b>	<b>0</b>	<b>0.00</b>	<b>0</b>	<b>0.00</b>	<b>10,000,000</b>	<b>0.00</b>	<b>0</b>	<b>0.00</b>
<b>GRAND TOTAL</b>	<b>\$0</b>	<b>0.00</b>	<b>\$0</b>	<b>0.00</b>	<b>\$10,000,000</b>	<b>0.00</b>	<b>\$0</b>	<b>0.00</b>
GENERAL REVENUE	\$0	0.00	\$0	0.00	\$0	0.00		0.00
FEDERAL FUNDS	\$0	0.00	\$0	0.00	\$0	0.00		0.00
OTHER FUNDS	\$0	0.00	\$0	0.00	\$10,000,000	0.00		0.00

*This page left blank intentionally.*





Department of Transportation Division: Fleet, Facilities & Info Systems DI Name: Facility Investment Expansion      DI# 1605024	Budget Unit: <u>Fleet, Facilities &amp; Info Systems</u> HB Section: <u>4.460</u>
---	--

**1. AMOUNT OF REQUEST**

FY 2024 Budget Request					FY 2024 Governor's Recommendation				
	GR	Federal	Other	Total		GR	Federal	Other	Total
PS	0	0	0	0	PS	0	0	0	0
EE	0	0	4,800,000	4,800,000	EE	0	0	0	0
PSD	0	0	0	0	PSD	0	0	0	0
TRF	0	0	0	0	TRF	0	0	0	0
<b>Total</b>	<b>0</b>	<b>0</b>	<b>4,800,000</b>	<b>4,800,000</b>	<b>Total</b>	<b>0</b>	<b>0</b>	<b>0</b>	<b>0</b>
<b>FTE</b>	<b>0.00</b>	<b>0.00</b>	<b>0.00</b>	<b>0.00</b>	<b>FTE</b>	<b>0.00</b>	<b>0.00</b>	<b>0.00</b>	<b>0.00</b>
<b>HB 4</b>	0	0	0	0	<b>HB 4</b>	0	0	0	0
<b>HB 5</b>	0	0	0	0	<b>HB 5</b>	0	0	0	0
<i>Note: Fringes budgeted in House Bill 5 except for certain fringes budgeted directly to MoDOT, Highway Patrol, and Conservation.</i>					<i>Note: Fringes budgeted in House Bill 5 except for certain fringes budgeted directly to MoDOT, Highway Patrol, and Conservation.</i>				
Other Funds: State Road Fund (0320)					Other Funds: State Road Fund (0320)				
Non-Counts:					Non-Counts:				

**2. THIS REQUEST CAN BE CATEGORIZED AS:**

<input type="checkbox"/> New Legislation <input type="checkbox"/> Federal Mandate <input type="checkbox"/> GR Pick-Up <input type="checkbox"/> Pay Plan	<input checked="" type="checkbox"/> <b>X</b> <input type="checkbox"/> <input type="checkbox"/> <input type="checkbox"/>	<input type="checkbox"/> New Program <input type="checkbox"/> Program Expansion <input type="checkbox"/> Space Request <input type="checkbox"/> Other: _____	<input type="checkbox"/> Fund Switch <input type="checkbox"/> Cost to Continue <input type="checkbox"/> Equipment Replacement
--	--	---	---

**3. WHY IS THIS FUNDING NEEDED? PROVIDE AN EXPLANATION FOR ITEMS CHECKED IN #2. INCLUDE THE FEDERAL OR STATE STATUTORY OR CONSTITUTIONAL AUTHORIZATION FOR THIS PROGRAM.**

This expansion item is needed to offset inflationary cost increases, reduce the number of facility systems in need of replacement or repair, and for capital improvement projects to meet functional needs. MoDOT maintains 514 facilities at 200 locations with \$134.0 million replacement value.

Department of Transportation	Budget Unit: <u>Fleet, Facilities &amp; Info Systems</u>
Division: <u>Fleet, Facilities &amp; Info Systems</u>	
DI Name: <u>Facility Investment Expansion</u> DI# <u>1605024</u>	HB Section: <u>4.460</u>

**4. DESCRIBE THE DETAILED ASSUMPTIONS USED TO DERIVE THE SPECIFIC REQUESTED AMOUNT. (How did you determine that the requested number of FTE were appropriate? From what source or standard did you derive the requested levels of funding? Were alternatives such as outsourcing or automation considered? If based on new legislation, does request tie to TAFP fiscal note? If not, explain why. Detail which portions of the request are one-times and how those amounts were calculated.)**

This expansion includes \$2.5 million for asset preservation projects such as roof repair, HVAC units and flooring. The current funding required for facility systems in need of replacement or repair totals \$28.0 million. This expansion item provides a 63 percent increase in funding to the current \$7.2 million budget that will make a significant reduction to the \$28.0 million balance of needs. This expansion request also includes \$2.3 million for capital improvement projects such as replacing older buildings to provide adequate space for employees, equipment and materials. The additional funding will increase the number of capital improvement projects from approximately four per year to around seven per year.

**5. BREAK DOWN THE REQUEST BY BUDGET OBJECT CLASS, JOB CLASS, AND FUND SOURCE. IDENTIFY ONE-TIME COSTS.**

Budget Object Class/Job Class	Dept Req GR DOLLARS	Dept Req GR FTE	Dept Req FED DOLLARS	Dept Req FED FTE	Dept Req OTHER DOLLARS	Dept Req OTHER FTE	Dept Req TOTAL DOLLARS	Dept Req TOTAL FTE	Dept Req One-Time DOLLARS
							0	0.0	
							0	0.0	
<b>Total PS</b>	<u>0</u>	<u>0.0</u>	<u>0</u>	<u>0.0</u>	<u>0</u>	<u>0.0</u>	<u>0</u>	<u>0.0</u>	<u>0</u>
							0		
							0		
New Equipment Purchase					4,800,000		4,800,000		
<b>Total EE</b>	<u>0</u>		<u>0</u>		<u>4,800,000</u>		<u>4,800,000</u>		<u>0</u>
Program Distributions							0		
<b>Total PSD</b>	<u>0</u>		<u>0</u>		<u>0</u>		<u>0</u>		<u>0</u>
Transfers							0		
<b>Total TRF</b>	<u>0</u>		<u>0</u>		<u>0</u>		<u>0</u>		<u>0</u>
<b>Grand Total</b>	<u>0</u>	<u>0.0</u>	<u>0</u>	<u>0.0</u>	<u>4,800,000</u>	<u>0.0</u>	<u>4,800,000</u>	<u>0.0</u>	<u>0</u>

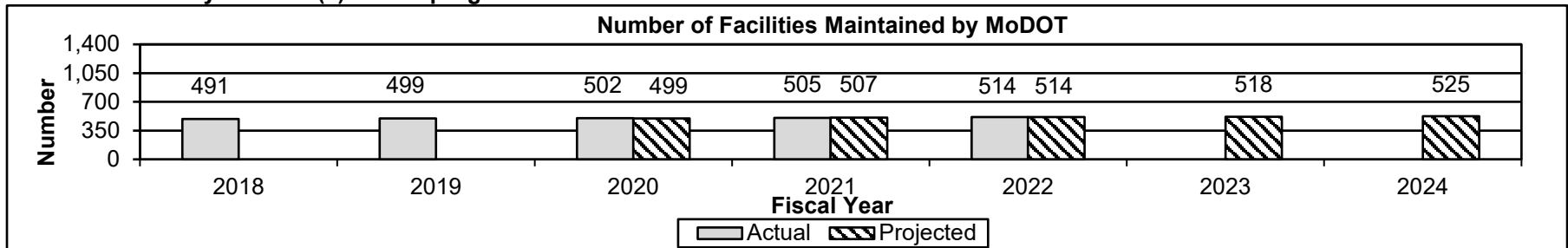
Department of Transportation  
Division: Fleet, Facilities & Info Systems  
DI Name: Facility Investment Expansion DI# 1605024

Budget Unit: Fleet, Facilities & Info Systems

HB Section: 4.460

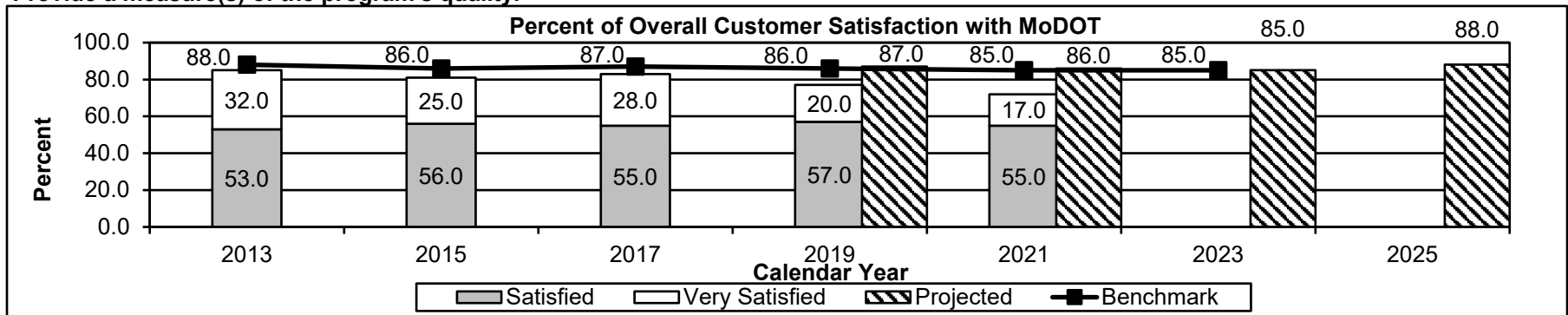
**6. PERFORMANCE MEASURES (If new decision item has an associated core, separately identify projected performance with & without additional funding.)**

**6a. Provide an activity measure(s) for the program.**



MoDOT currently maintains 514 facilities at 200 locations. A facility refers to an individual building within a location. The fiscal year 2023 and 2024 projections are based on planned capital improvement projects from MoDOT's facilities system.

**6b. Provide a measure(s) of the program's quality.**



Data is collected through biennial survey conducted by a consultant. Historically, this has been a telephone survey of approximately 3,500 adult Missourians; however, new for 2021, the survey offered both a phone and text option to approximately 7,500 randomly selected adult Missourians. "How satisfied are you with the job the Missouri Department of Transportation is doing?" was the question surveyed. The benchmark data is from the American Customer Satisfaction Index, a national cross-industry measure of customer satisfaction in the United States. The 2023 projection is equal to the 2021 benchmark score of 85 percent. The 2025 projection was established by projecting a three percent improvement from the benchmark. No survey was conducted in calendar years 2014, 2016, 2018, 2020 and 2022.

Department of Transportation

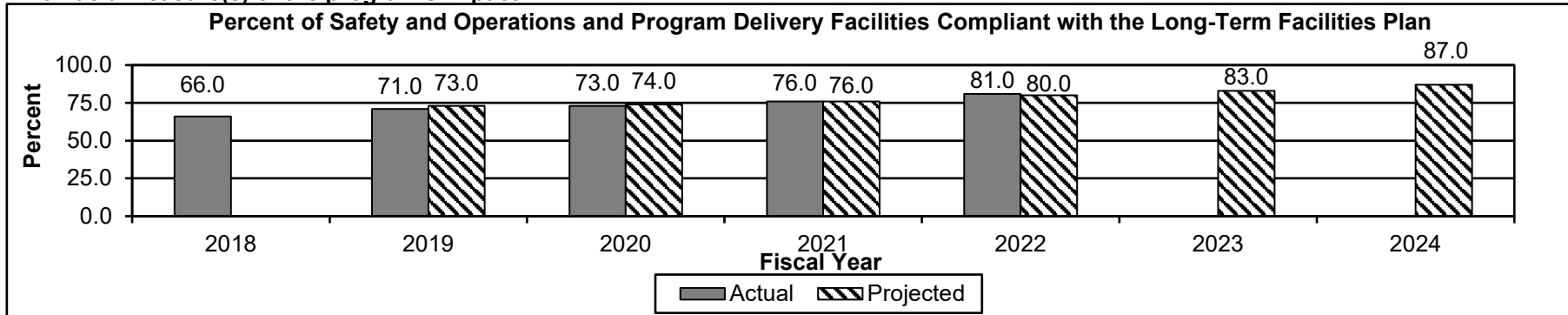
Division: Fleet, Facilities & Info Systems

DI Name: Facility Investment Expansion DI# 1605024

Budget Unit: Fleet, Facilities & Info Systems

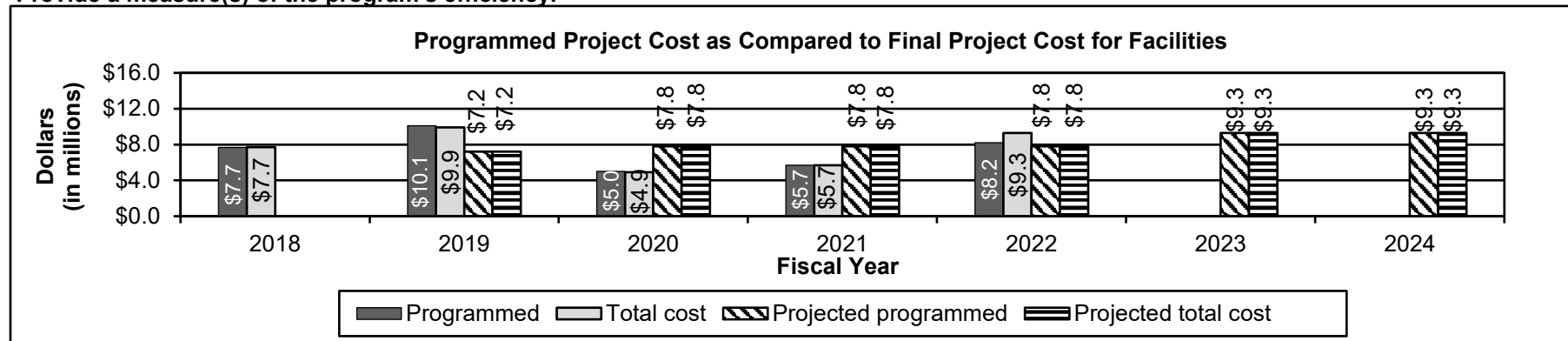
HB Section: 4.460

6c. Provide a measure(s) of the program's impact.



To be compliant with the Long-Term Facilities Plan, a facility must contain: enclosed garage bays to allow mechanics to safely maintain department fleet; sufficient number of bathrooms for number of employees assigned to location; break rooms with sufficient space for number of employees assigned to location; and sufficient cold storage for materials and equipment. The Long-Term Facilities Plan is a five year plan for capital improvement projects. The projections are based on the sites identified in the Long-Term Facilities Plan.

6d. Provide a measure(s) of the program's efficiency.

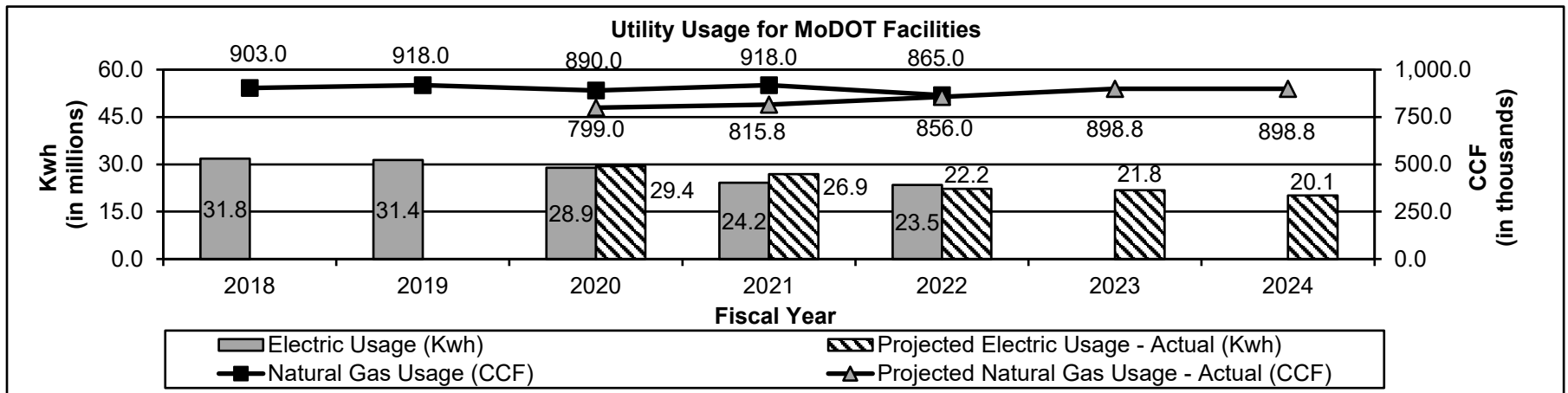


This measure determines how close total project completion costs are to the programmed or budgeted costs for capital asset preservation and capital improvement projects. The projections are based on the department's current capital improvement project budget as of July 1, 2022.

Department of Transportation  
Division: Fleet, Facilities & Info Systems  
DI Name: Facility Investment Expansion DI# 1605024

Budget Unit: Fleet, Facilities & Info Systems

HB Section: 4.460



Kwh = kilowatt hour CCF = 100 cubic feet

This measure tracks utility usage for department facilities, excluding roadways, to capture the impact of energy efficiency improvements in buildings and operations. The projections for electric usage were established using a 1.7 Kwh decrease from the prior year. The projections for natural gas usage were established by averaging the actual usage for the last five fiscal years.

NEW DECISION ITEM  
RANK: 20 OF 28

Department of Transportation		Budget Unit: Fleet, Facilities & Info Systems	
Division: Fleet, Facilities & Info Systems			
DI Name: Facility Investment Expansion	DI# 1605024	HB Section: 4.460	

**7. STRATEGIES TO ACHIEVE THE PERFORMANCE MEASUREMENT TARGETS:**  
Evaluation of current and projected physical conditions coupled with investing extends the life of facilities.

**DECISION ITEM DETAIL**

Budget Unit	FY 2022	FY 2022	FY 2023	FY 2023	FY 2024	FY 2024	*****	*****
Decision Item	ACTUAL	ACTUAL	BUDGET	BUDGET	DEPT REQ	DEPT REQ	SECURED	SECURED
Budget Object Class	DOLLAR	FTE	DOLLAR	FTE	DOLLAR	FTE	COLUMN	COLUMN
<b>FLEET,FACILITIES&amp;INFO SYSTEMS</b>								
<b>Facility Improvements NDI - 1605024</b>								
PROPERTY & IMPROVEMENTS	0	0.00	0	0.00	4,800,000	0.00	0	0.00
<b>TOTAL - EE</b>	<b>0</b>	<b>0.00</b>	<b>0</b>	<b>0.00</b>	<b>4,800,000</b>	<b>0.00</b>	<b>0</b>	<b>0.00</b>
<b>GRAND TOTAL</b>	<b>\$0</b>	<b>0.00</b>	<b>\$0</b>	<b>0.00</b>	<b>\$4,800,000</b>	<b>0.00</b>	<b>\$0</b>	<b>0.00</b>
GENERAL REVENUE	\$0	0.00	\$0	0.00	\$0	0.00		0.00
FEDERAL FUNDS	\$0	0.00	\$0	0.00	\$0	0.00		0.00
OTHER FUNDS	\$0	0.00	\$0	0.00	\$4,800,000	0.00		0.00



*This page left blank intentionally.*



## NEW DECISION ITEM

RANK: 21 OF 28

Department of Transportation	Budget Unit: <u>Fleet, Facilities &amp; Info Systems</u>
Division: <u>Fleet, Facilities &amp; Info Systems</u>	
DI Name: <u>Weigh Station Improvements Expansion</u> DI# <u>1605025</u>	HB Section: <u>4.460</u>

## 1. AMOUNT OF REQUEST

	FY 2024 Budget Request			
	GR	Federal	Other	Total
PS	0	0	0	0
EE	0	0	1,850,000	1,850,000
PSD	0	0	0	0
TRF	0	0	0	0
<b>Total</b>	<b>0</b>	<b>0</b>	<b>1,850,000</b>	<b>1,850,000</b>

FTE	0.00	0.00	0.00	0.00
<b>HB 4</b>	0	0	0	0
<b>HB 5</b>	0	0	0	0

Note: Fringes budgeted in House Bill 5 except for certain fringes budgeted directly to MoDOT, Highway Patrol, and Conservation.

Other Funds: State Road Fund (0320)

Non-Counts:

	FY 2024 Governor's Recommendation			
	GR	Federal	Other	Total
PS	0	0	0	0
EE	0	0	0	0
PSD	0	0	0	0
TRF	0	0	0	0
<b>Total</b>	<b>0</b>	<b>0</b>	<b>0</b>	<b>0</b>

FTE	0.00	0.00	0.00	0.00
<b>HB 4</b>	0	0	0	0
<b>HB 5</b>	0	0	0	0

Note: Fringes budgeted in House Bill 5 except for certain fringes budgeted directly to MoDOT, Highway Patrol, and Conservation.

Other Funds:

Non-Counts:

## 2. THIS REQUEST CAN BE CATEGORIZED AS:

<input type="checkbox"/> New Legislation	<input type="checkbox"/> New Program	<input type="checkbox"/> Fund Switch
<input type="checkbox"/> Federal Mandate	<input checked="" type="checkbox"/> Program Expansion	<input type="checkbox"/> Cost to Continue
<input type="checkbox"/> GR Pick-Up	<input type="checkbox"/> Space Request	<input type="checkbox"/> Equipment Replacement
<input type="checkbox"/> Pay Plan	<input type="checkbox"/> Other: _____	

## 3. WHY IS THIS FUNDING NEEDED? PROVIDE AN EXPLANATION FOR ITEMS CHECKED IN #2. INCLUDE THE FEDERAL OR STATE STATUTORY OR CONSTITUTIONAL AUTHORIZATION FOR THIS PROGRAM.

This expansion item is requested for \$1,340,000 for Westbound St. Clair weigh station improvements, \$180,000 to decommission and convert to truck parking Eastbound St. Clair and Eastbound St. Joseph and \$330,000 for carryover spending from other approved fiscal year 2023 projects. The weigh station improvement funding in fiscal year 2023 was appropriated as one-time funding only and this is funding for fiscal year 2024 improvements.

## NEW DECISION ITEM

RANK: 21 OF 28

<b>Department of Transportation</b>				<b>Budget Unit: Fleet, Facilities &amp; Info Systems</b>					
<b>Division: Fleet, Facilities &amp; Info Systems</b>									
<b>DI Name: Weigh Station Improvements Expansion</b>				<b>DI# 1605025</b>		<b>HB Section: 4.460</b>			

**4. DESCRIBE THE DETAILED ASSUMPTIONS USED TO DERIVE THE SPECIFIC REQUESTED AMOUNT. (How did you determine that the requested number of FTE were appropriate? From what source or standard did you derive the requested levels of funding? Were alternatives such as outsourcing or automation considered? If based on new legislation, does request tie to TAFP fiscal note? If not, explain why. Detail which portions of the request are one-times and how those amounts were calculated.)**

This expansion item is requested for \$1,340,000 for Westbound St. Clair weigh station improvements, \$180,000 to decommission and convert to truck parking Eastbound St. Clair and Eastbound St. Joseph and \$330,000 for carryover spending from other approved fiscal year 2023 projects. The weigh station improvement funding in fiscal year 2023 was appropriated as one-time funding only and this is funding for fiscal year 2024 improvements.

**5. BREAK DOWN THE REQUEST BY BUDGET OBJECT CLASS, JOB CLASS, AND FUND SOURCE. IDENTIFY ONE-TIME COSTS.**

Budget Object Class/Job Class	Dept Req GR DOLLARS	Dept Req GR FTE	Dept Req FED DOLLARS	Dept Req FED FTE	Dept Req OTHER DOLLARS	Dept Req OTHER FTE	Dept Req TOTAL DOLLARS	Dept Req TOTAL FTE	Dept Req One-Time DOLLARS
<b>Total PS</b>	0	0.0	0	0.0	0	0.0	0	0.0	0
Property & Improvements					1,850,000		1,850,000		
<b>Total EE</b>	0		0		1,850,000		1,850,000		0
Program Distributions							0		
<b>Total PSD</b>	0		0		0		0		0
Transfers									
<b>Total TRF</b>	0		0		0		0		0
<b>Grand Total</b>	0	0.0	0	0.0	1,850,000	0.0	1,850,000	0.0	0

**NEW DECISION ITEM**  
**RANK: 21 OF 28**

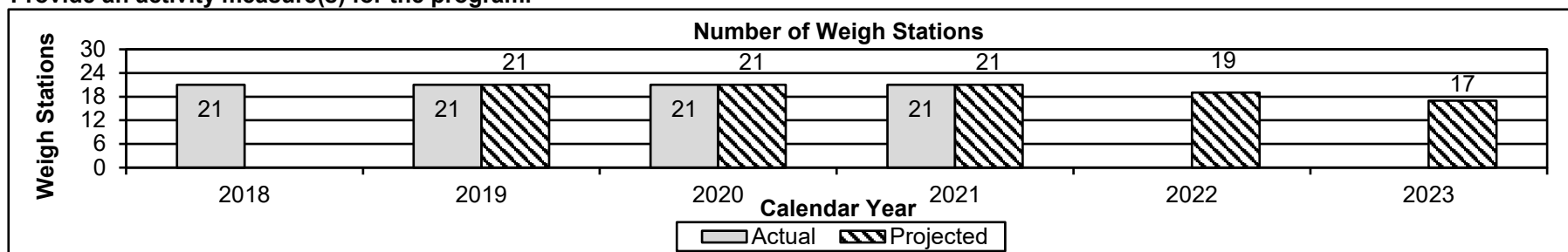
**Department of Transportation**  
**Division: Fleet, Facilities & Info Systems**  
**DI Name: Weigh Station Improvements Expansion DI# 1605025**

**Budget Unit: Fleet, Facilities & Info Systems**

**HB Section: 4.460**

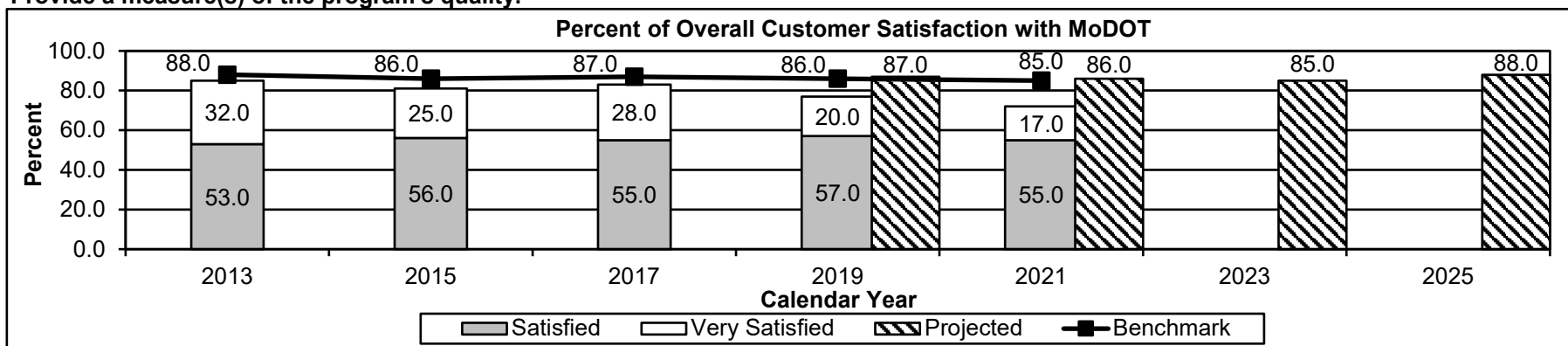
**6. PERFORMANCE MEASURES (If new decision item has an associated core, separately identify projected performance with & without additional funding.)**

**6a. Provide an activity measure(s) for the program.**



The 2022 projection is based on decommissioning and converting to truck parking facilities the Westbound Caruthersville weigh station on Route 412/Interstate 155 in Pemiscot County and the Westbound Joplin weigh station on Interstate 44. The 2023 projection is based on decommissioning and converting to truck parking facilities the Northbound Kearney weigh station on Interstate 35 and Eastbound St. Joseph weigh station on U.S. Highway 36.

**6b. Provide a measure(s) of the program's quality.**



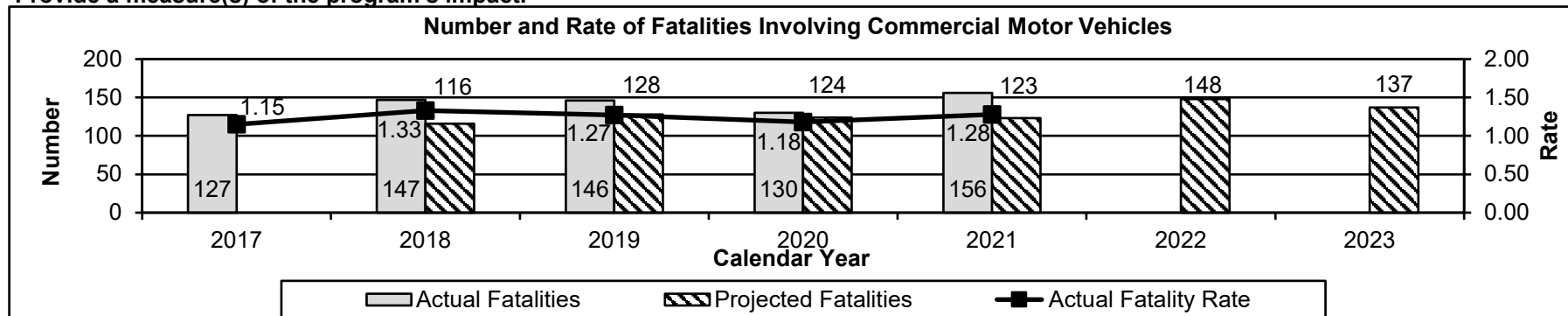
Data is collected through a biennial survey conducted by a consultant. Historically, this has been a telephone survey of approximately 3,500 adult Missourians; however, new for 2021, the survey offered both a phone and text option to approximately 7,500 randomly selected adult Missourians. "How satisfied are you with the job the Missouri Department of Transportation is doing?" was the question surveyed. The benchmark data is from the American Customer Satisfaction Index, a national cross-industry measure of customer satisfaction in the United States. The 2023 projection is equal to the 2021 benchmark score of 85 percent. The 2025 projection was established by projecting a three percent improvement from the benchmark. No survey was conducted in calendar years 2014, 2016, 2018, 2020 and 2022.

**NEW DECISION ITEM**  
**RANK: 21 OF 28**

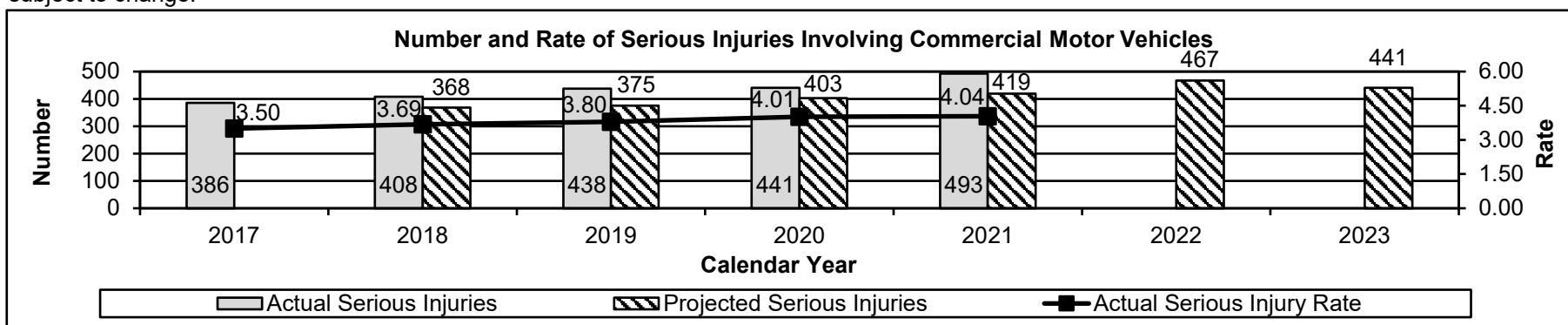
**Department of Transportation**  
**Division: Fleet, Facilities & Info Systems**  
**DI Name: Weigh Station Improvements Expansion DI# 1605025**

**Budget Unit: Fleet, Facilities & Info Systems**  
**HB Section: 4.460**

**6c. Provide a measure(s) of the program's impact.**



The crash rate shows the annual fatality rates per one hundred million vehicle miles traveled (VMT) by commercial motor vehicles. For example, the rate of fatalities in 2021 was calculated by dividing 156 fatalities by 12.2 billion VMT and multiplying by 100 million. The fatality projections for 2022 and 2023 are based on a 5.13 percent and 12.18 percent improvement rate from the 2021 actuals, respectively. Calendar year 2021 year actuals are preliminary and are subject to change.



The crash rate shows the annual serious injury rates per one hundred million vehicle miles traveled (VMT) by commercial motor vehicles. For example, the rate of serious injuries in 2021 was calculated by dividing 493 serious injuries by 12.2 billion VMT and multiplying by 100 million. The serious injury projections for 2022 and 2023 are based on a 5.27 percent and 10.55 percent improvement rate from the 2021 actuals, respectively. Calendar year 2021 actuals are preliminary and are subject to change.

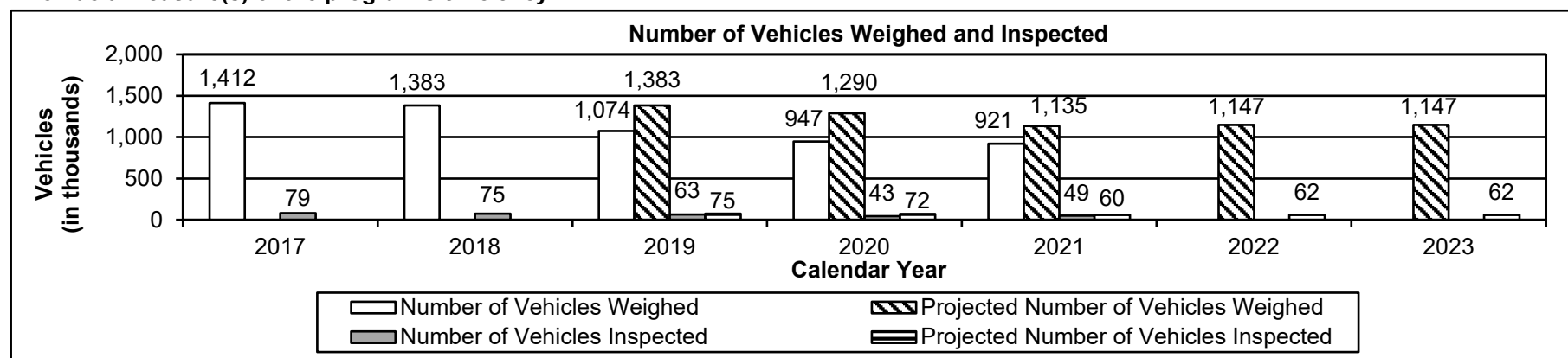
NEW DECISION ITEM  
RANK: 21 OF 28

Department of Transportation  
Division: Fleet, Facilities & Info Systems  
DI Name: Weigh Station Improvements Expansion DI# 1605025

Budget Unit: Fleet, Facilities & Info Systems

HB Section: 4.460

6d. Provide a measure(s) of the program's efficiency.



Two weigh stations were decommissioned in 2018, reducing the number of weigh stations to 21. The number of vehicles weighed and inspected has consistently fallen below projections the last couple of years due to ongoing improvement projects and historically high staffing vacancies resulting in long term facility closures. The 2022 and 2023 projections are based on the average number of vehicles weighed and inspected for the past five years.

NEW DECISION ITEM  
RANK: 21 OF 28

<u>Department of Transportation</u>		Budget Unit: <u>Fleet, Facilities &amp; Info Systems</u>
<u>Division: Fleet, Facilities &amp; Info Systems</u>		
<u>DI Name: Weigh Station Improvements Expansion</u>	<u>DI# 1605025</u>	HB Section: <u>4.460</u>

**7. STRATEGIES TO ACHIEVE THE PERFORMANCE MEASUREMENT TARGETS:**  
Maintain weigh stations so that the Missouri State Highway Patrol can continue to effectively perform commercial vehicle monitoring inspections and ensure the motor carrier is safely operating on Missouri's roadways.



**DECISION ITEM DETAIL**

Budget Unit	FY 2022	FY 2022	FY 2023	FY 2023	FY 2024	FY 2024	*****	*****
Decision Item	ACTUAL	ACTUAL	BUDGET	BUDGET	DEPT REQ	DEPT REQ	SECURED	SECURED
Budget Object Class	DOLLAR	FTE	DOLLAR	FTE	DOLLAR	FTE	COLUMN	COLUMN
<b>FLEET,FACILITIES&amp;INFO SYSTEMS</b>								
<b>Weigh Station Improvements NDI - 1605025</b>								
PROPERTY & IMPROVEMENTS	0	0.00	0	0.00	1,850,000	0.00	0	0.00
<b>TOTAL - EE</b>	<b>0</b>	<b>0.00</b>	<b>0</b>	<b>0.00</b>	<b>1,850,000</b>	<b>0.00</b>	<b>0</b>	<b>0.00</b>
<b>GRAND TOTAL</b>	<b>\$0</b>	<b>0.00</b>	<b>\$0</b>	<b>0.00</b>	<b>\$1,850,000</b>	<b>0.00</b>	<b>\$0</b>	<b>0.00</b>
GENERAL REVENUE	\$0	0.00	\$0	0.00	\$0	0.00		0.00
FEDERAL FUNDS	\$0	0.00	\$0	0.00	\$0	0.00		0.00
OTHER FUNDS	\$0	0.00	\$0	0.00	\$1,850,000	0.00		0.00

*This page left blank intentionally.*



## NEW DECISION ITEM

RANK: 22 OF 28

Department of Transportation	Budget Unit: <u>Fleet, Facilities &amp; Info Systems</u>
Division: <u>Fleet, Facilities &amp; Info Systems</u>	
DI Name: <u>Rest Area Improvements</u> DI# <u>1605026</u>	HB Section: <u>4.460</u>

## 1. AMOUNT OF REQUEST

	FY 2024 Budget Request			
	GR	Federal	Other	Total
PS	0	0	0	0
EE	0	0	4,200,000	4,200,000
PSD	0	0	0	0
TRF	0	0	0	0
Total	0	0	4,200,000	4,200,000
FTE	0.00	0.00	0.00	0.00
HB 4	0	0	0	0
HB 5	0	0	0	0

Note: Fringes budgeted in House Bill 5 except for certain fringes budgeted directly to MoDOT, Highway Patrol, and Conservation.

Other Funds: State Road Fund (0320)  
Non-Counts:

	FY 2024 Governor's Recommendation			
	GR	Federal	Other	Total
PS	0	0	0	0
EE	0	0	0	0
PSD	0	0	0	0
TRF	0	0	0	0
Total	0	0	0	0
FTE	0.00	0.00	0.00	0.00
HB 4	0	0	0	0
HB 5	0	0	0	0

Note: Fringes budgeted in House Bill 5 except for certain fringes budgeted directly to MoDOT, Highway Patrol, and Conservation.

Other Funds:  
Non-Counts:

## 2. THIS REQUEST CAN BE CATEGORIZED AS:

<input type="checkbox"/> New Legislation	<input type="checkbox"/> New Program	<input type="checkbox"/> Fund Switch
<input type="checkbox"/> Federal Mandate	<input checked="" type="checkbox"/> Program Expansion	<input type="checkbox"/> Cost to Continue
<input type="checkbox"/> GR Pick-Up	<input type="checkbox"/> Space Request	<input type="checkbox"/> Equipment Replacement
<input type="checkbox"/> Pay Plan	<input type="checkbox"/> Other: _____	

## 3. WHY IS THIS FUNDING NEEDED? PROVIDE AN EXPLANATION FOR ITEMS CHECKED IN #2. INCLUDE THE FEDERAL OR STATE STATUTORY OR CONSTITUTIONAL AUTHORIZATION FOR THIS PROGRAM.

MoDOT provides a safer and more enjoyable traveling experience for its customers through providing a place of rest and information. This expansion item is requested for improvements to rest areas and truck parking facilities. The rest area funding in fiscal year 2023 was appropriated as one-time funding only and this is funding for fiscal year 2024 improvements.

## NEW DECISION ITEM

RANK: 22 OF 28

<b>Department of Transportation</b>				<b>Budget Unit: Fleet, Facilities &amp; Info Systems</b>					
<b>Division: Fleet, Facilities &amp; Info Systems</b>									
<b>DI Name: Rest Area Improvements</b>			<b>DI# 1605026</b>	<b>HB Section: 4.460</b>					
<p><b>4. DESCRIBE THE DETAILED ASSUMPTIONS USED TO DERIVE THE SPECIFIC REQUESTED AMOUNT. (How did you determine that the requested number of FTE were appropriate? From what source or standard did you derive the requested levels of funding? Were alternatives such as outsourcing or automation considered? If based on new legislation, does request tie to TAFP fiscal note? If not, explain why. Detail which portions of the request are one-times and how those amounts were calculated.)</b></p> <p>This increase is the amount needed for capital improvement projects which could include projects like building renovations, additional truck parking and sidewalk improvements to rest areas and truck parking facilities. MoDOT currently manages 14 rest areas and 25 truck parking facilities that are eligible for these funds.</p>									
<b>5. BREAK DOWN THE REQUEST BY BUDGET OBJECT CLASS, JOB CLASS, AND FUND SOURCE. IDENTIFY ONE-TIME COSTS.</b>									
Budget Object Class/Job Class	Dept Req GR DOLLARS	Dept Req GR FTE	Dept Req FED DOLLARS	Dept Req FED FTE	Dept Req OTHER DOLLARS	Dept Req OTHER FTE	Dept Req TOTAL DOLLARS	Dept Req TOTAL FTE	Dept Req One-Time DOLLARS
<b>Total PS</b>	0	0.0	0	0.0	0	0.0	0	0.0	\$0
Property & Improvements					4,200,000		4,200,000		
<b>Total EE</b>	0		0		4,200,000		4,200,000		\$0
Program Distributions							0		
<b>Total PSD</b>	0		0		0		0		\$0
Transfers							0		
<b>Total TRF</b>	0		0		0		0		\$0
<b>Grand Total</b>	0	0.0	0	0.0	4,200,000	0.0	4,200,000	0.0	\$0

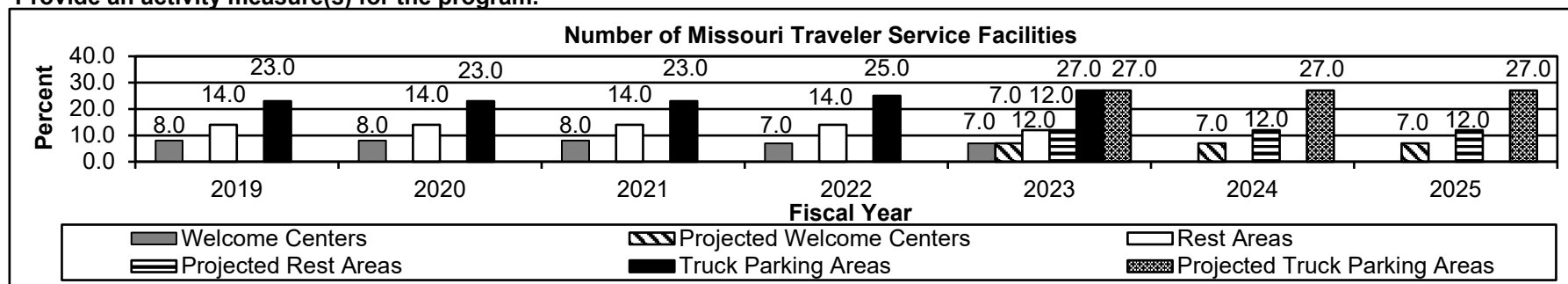
**NEW DECISION ITEM**  
**RANK: 22 OF 28**

**Department of Transportation**  
**Division: Fleet, Facilities & Info Systems**  
**DI Name: Rest Area Improvements** **DI# 1605026**

**Budget Unit: Fleet, Facilities & Info Systems**  
**HB Section: 4.460**

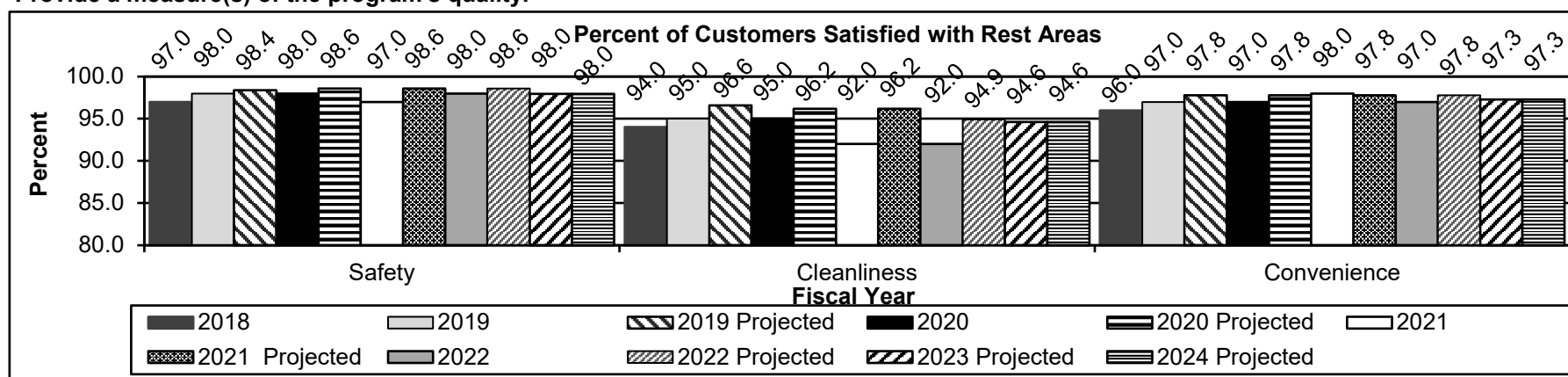
**6. PERFORMANCE MEASURES (If new decision item has an associated core, separately identify projected performance with & without additional funding.)**

**6a. Provide an activity measure(s) for the program.**



The 2024 and 2025 projections are based on the number of facilities open in fiscal year 2023.

**6b. Provide a measure(s) of the program's quality.**



This survey is conducted by external sources. MoDOT receives feedback from survey cards offered at all rest areas. In fiscal year 2022, MoDOT received 2,948 surveys. The survey card has a variety of questions, with three of the questions specifically targeting the convenience, cleanliness and safety of the rest areas. The 2023 and 2024 projections were established by averaging the percent of satisfied customers in each category for the last five fiscal years.

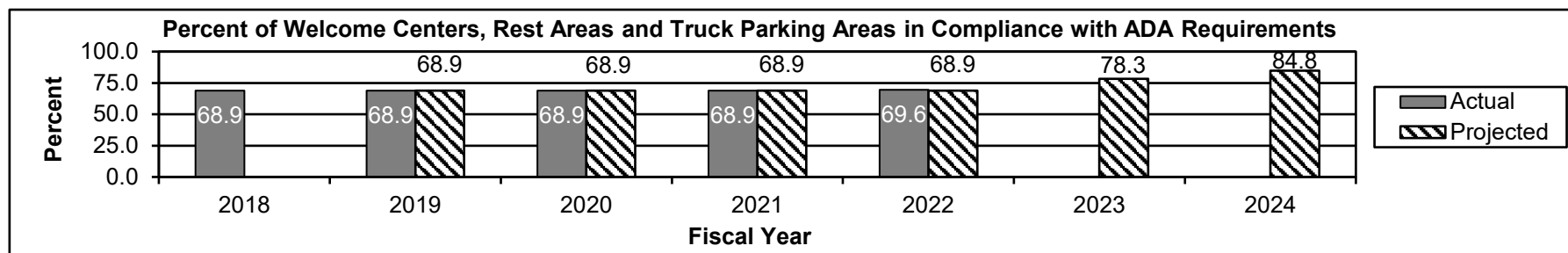
## NEW DECISION ITEM

RANK: 22 OF 28

Department of Transportation

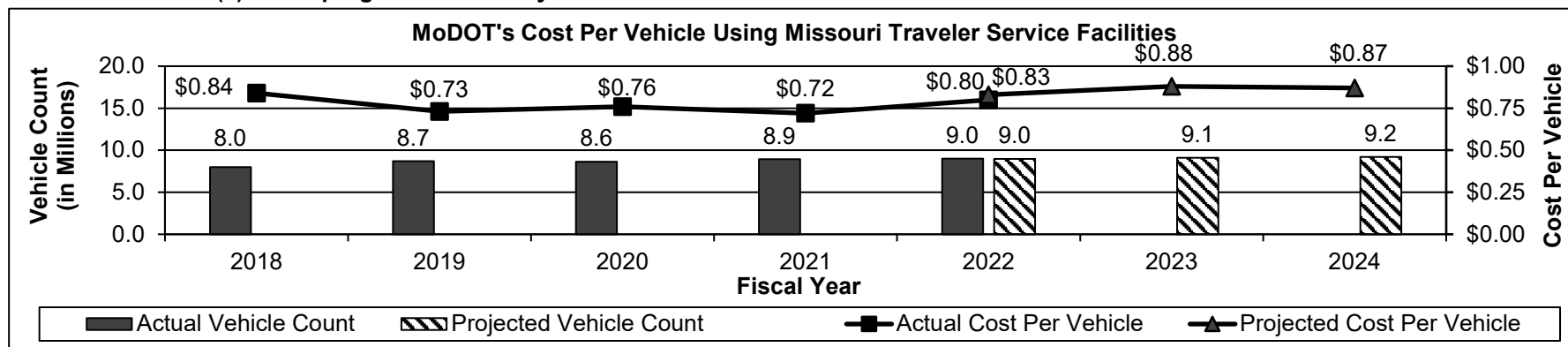
Budget Unit: Fleet, Facilities & Info SystemsDivision: Fleet, Facilities & Info SystemsDI Name: Rest Area ImprovementsDI# 1605026HB Section: 4.460

## 6c. Provide a measure(s) of the program's impact.



From 2018 through 2022, MoDOT managed 46 sites including seven welcome centers, 14 rest areas and 25 truck parking areas. During those fiscal years, 14 sites, or 68.9 percent, were not compliant with ADA requirements. The 2023 projection is based on the appropriation to make improvements at four sites. The 2024 projection is based on making improvements at an additional three sites.

## 6d. Provide a measure(s) of the program's efficiency.



The fiscal year 2023 and 2024 projections are based on future maintenance costs from MoDOT's three-year contract and a one percent increase in traffic counts.

NEW DECISION ITEM  
RANK: 22 OF 28

Department of Transportation		Budget Unit: <u>Fleet, Facilities &amp; Info Systems</u>
Division: <u>Fleet, Facilities &amp; Info Systems</u>		
DI Name: <u>Rest Area Improvements</u>	DI# <u>1605026</u>	HB Section: <u>4.460</u>

**7. STRATEGIES TO ACHIEVE THE PERFORMANCE MEASUREMENT TARGETS:**

Award construction contracts to address rest area and truck parking facility needs.



**DECISION ITEM DETAIL**

Budget Unit	FY 2022	FY 2022	FY 2023	FY 2023	FY 2024	FY 2024	*****	*****
Decision Item	ACTUAL	ACTUAL	BUDGET	BUDGET	DEPT REQ	DEPT REQ	SECURED	SECURED
Budget Object Class	DOLLAR	FTE	DOLLAR	FTE	DOLLAR	FTE	COLUMN	COLUMN
<b>FLEET,FACILITIES&amp;INFO SYSTEMS</b>								
<b>Rest Area Improvements NDI - 1605026</b>								
PROPERTY & IMPROVEMENTS	0	0.00	0	0.00	4,200,000	0.00	0	0.00
<b>TOTAL - EE</b>	<b>0</b>	<b>0.00</b>	<b>0</b>	<b>0.00</b>	<b>4,200,000</b>	<b>0.00</b>	<b>0</b>	<b>0.00</b>
<b>GRAND TOTAL</b>	<b>\$0</b>	<b>0.00</b>	<b>\$0</b>	<b>0.00</b>	<b>\$4,200,000</b>	<b>0.00</b>	<b>\$0</b>	<b>0.00</b>
<b>GENERAL REVENUE</b>	<b>\$0</b>	<b>0.00</b>	<b>\$0</b>	<b>0.00</b>	<b>\$0</b>	<b>0.00</b>		<b>0.00</b>
<b>FEDERAL FUNDS</b>	<b>\$0</b>	<b>0.00</b>	<b>\$0</b>	<b>0.00</b>	<b>\$0</b>	<b>0.00</b>		<b>0.00</b>
<b>OTHER FUNDS</b>	<b>\$0</b>	<b>0.00</b>	<b>\$0</b>	<b>0.00</b>	<b>\$4,200,000</b>	<b>0.00</b>		<b>0.00</b>



## NEW DECISION ITEM

RANK: 23 OF 28

Department of Transportation	Budget Unit: <u>Fleet, Facilities &amp; Info Systems</u>
Division: <u>Fleet, Facilities &amp; Info Systems</u>	
DI Name: <u>Information Systems Expansion</u> DI# <u>1605027</u>	HB Section: <u>4.460</u>

## 1. AMOUNT OF REQUEST

	FY 2024 Budget Request			
	GR	Federal	Other	Total
PS	0	0	0	0
EE	0	0	2,000,000	2,000,000
PSD	0	0	0	0
TRF	0	0	0	0
Total	0	0	2,000,000	2,000,000

FTE	0.00	0.00	0.00	0.00
HB 4	0	0	0	0
HB 5	0	0	0	0

Note: Fringes budgeted in House Bill 5 except for certain fringes budgeted directly to MoDOT, Highway Patrol, and Conservation.

Other Funds: State Road Fund (0320)  
Non-Counts:

	FY 2024 Governor's Recommendation			
	GR	Federal	Other	Total
PS	0	0	0	0
EE	0	0	0	0
PSD	0	0	0	0
TRF	0	0	0	0
Total	0	0	0	0

FTE	0.00	0.00	0.00	0.00
HB 4	0	0	0	0
HB 5	0	0	0	0

Note: Fringes budgeted in House Bill 5 except for certain fringes budgeted directly to MoDOT, Highway Patrol, and Conservation.

Other Funds:  
Non-Counts:

## 2. THIS REQUEST CAN BE CATEGORIZED AS:

<input type="checkbox"/> New Legislation	<input type="checkbox"/> New Program	<input type="checkbox"/> Fund Switch
<input type="checkbox"/> Federal Mandate	<input checked="" type="checkbox"/> Program Expansion	<input type="checkbox"/> Cost to Continue
<input type="checkbox"/> GR Pick-Up	<input type="checkbox"/> Space Request	<input type="checkbox"/> Equipment Replacement
<input type="checkbox"/> Pay Plan	<input type="checkbox"/> Other: _____	

## 3. WHY IS THIS FUNDING NEEDED? PROVIDE AN EXPLANATION FOR ITEMS CHECKED IN #2. INCLUDE THE FEDERAL OR STATE STATUTORY OR CONSTITUTIONAL AUTHORIZATION FOR THIS PROGRAM.

The spending authority for information technology solutions has been \$20.0 million per year since fiscal year 2011. The department is requesting an increase to its technology budget of \$2.0 million due to; 1) rising costs of technology equipment, maintenance contracts, security updates and support services, 2) additional costs for equipment and applications that allow employees to do their job from anywhere, and 3) costs to develop and enhance applications to allow the department to be more efficient and improve safety for all roadway travelers.

## NEW DECISION ITEM

RANK: 23 OF 28

Department of Transportation	Budget Unit: <u>Fleet, Facilities &amp; Info Systems</u>
Division: <u>Fleet, Facilities &amp; Info Systems</u>	
DI Name: <u>Information Systems Expansion</u> DI# <u>1605027</u>	HB Section: <u>4.460</u>

**4. DESCRIBE THE DETAILED ASSUMPTIONS USED TO DERIVE THE SPECIFIC REQUESTED AMOUNT. (How did you determine that the requested number of FTE were appropriate? From what source or standard did you derive the requested levels of funding? Were alternatives such as outsourcing or automation considered? If based on new legislation, does request tie to TAFP fiscal note? If not, explain why. Detail which portions of the request are one-times and how those amounts were calculated.)**

This request is for \$2.0 million for information technology projects to account for rising costs and increased demand for technology solutions. Over the last two years, the costs for equipment and services has increased by approximately 10 percent. The department is also investing in new solutions to assist the maintenance, construction and planning sections more effectively carry out their duties.

**5. BREAK DOWN THE REQUEST BY BUDGET OBJECT CLASS, JOB CLASS, AND FUND SOURCE. IDENTIFY ONE-TIME COSTS.**

Budget Object Class/Job Class	Dept Req GR DOLLARS	Dept Req GR FTE	Dept Req FED DOLLARS	Dept Req FED FTE	Dept Req OTHER DOLLARS	Dept Req OTHER FTE	Dept Req TOTAL DOLLARS	Dept Req TOTAL FTE	Dept Req One-Time DOLLARS
							0	0.0	
							0	0.0	
<b>Total PS</b>	<u>0</u>	<u>0.0</u>	<u>0</u>	<u>0.0</u>	<u>0</u>	<u>0.0</u>	<u>0</u>	<u>0.0</u>	<u>0</u>
							0		
Computer Equipment					2,000,000		2,000,000		
<b>Total EE</b>	<u>0</u>		<u>0</u>		<u>2,000,000</u>		<u>2,000,000</u>		<u>0</u>
Program Distributions							0		
<b>Total PSD</b>	<u>0</u>		<u>0</u>		<u>0</u>		<u>0</u>		<u>0</u>
Transfers							0		
<b>Total TRF</b>	<u>0</u>		<u>0</u>		<u>0</u>		<u>0</u>		<u>0</u>
	<u>0</u>	<u>0.0</u>	<u>0</u>	<u>0.0</u>	<u>2,000,000</u>	<u>0.0</u>	<u>2,000,000</u>	<u>0.0</u>	<u>0</u>

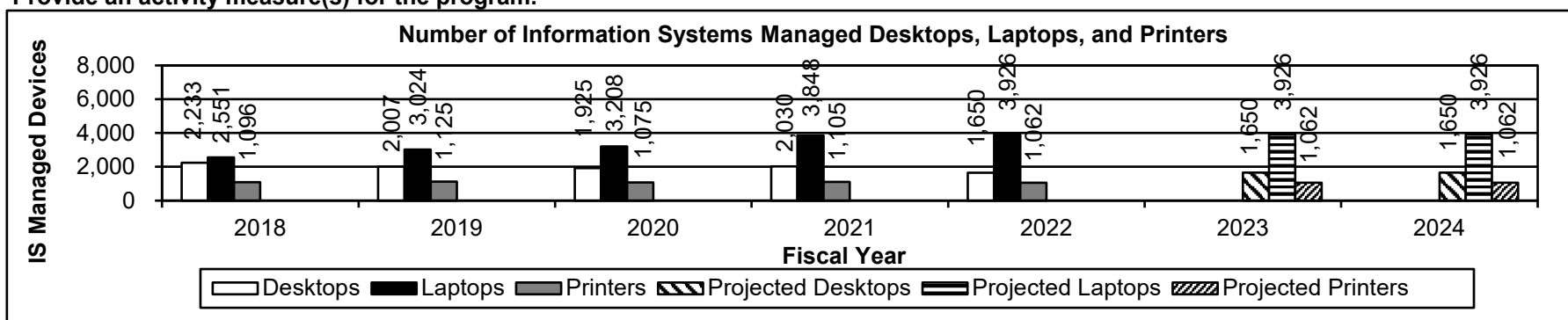
**NEW DECISION ITEM**  
**RANK: 23 OF 28**

**Department of Transportation**  
**Division: Fleet, Facilities & Info Systems**  
**DI Name: Information Systems Expansion**      **DI# 1605027**

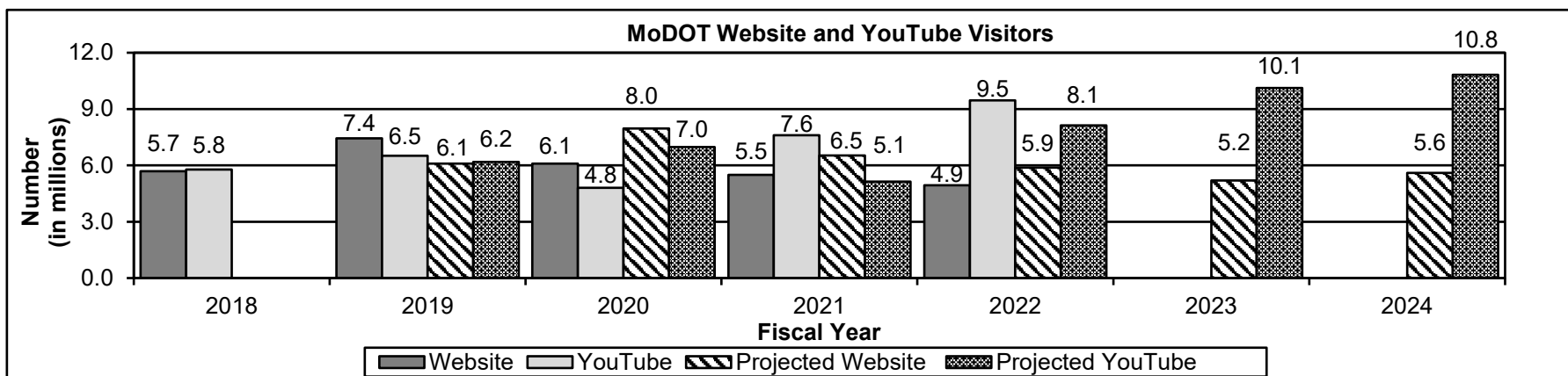
**Budget Unit: Fleet, Facilities & Info Systems**  
**HB Section: 4.460**

**6. PERFORMANCE MEASURES (If new decision item has an associated core, separately identify projected performance with & without additional funding.)**

**6a. Provide an activity measure(s) for the program.**



The 2023 and 2024 projected number of desktops, laptops and printers is based on the total in fiscal year 2022.



The projections were established by projecting a seven percent increase from the prior year.

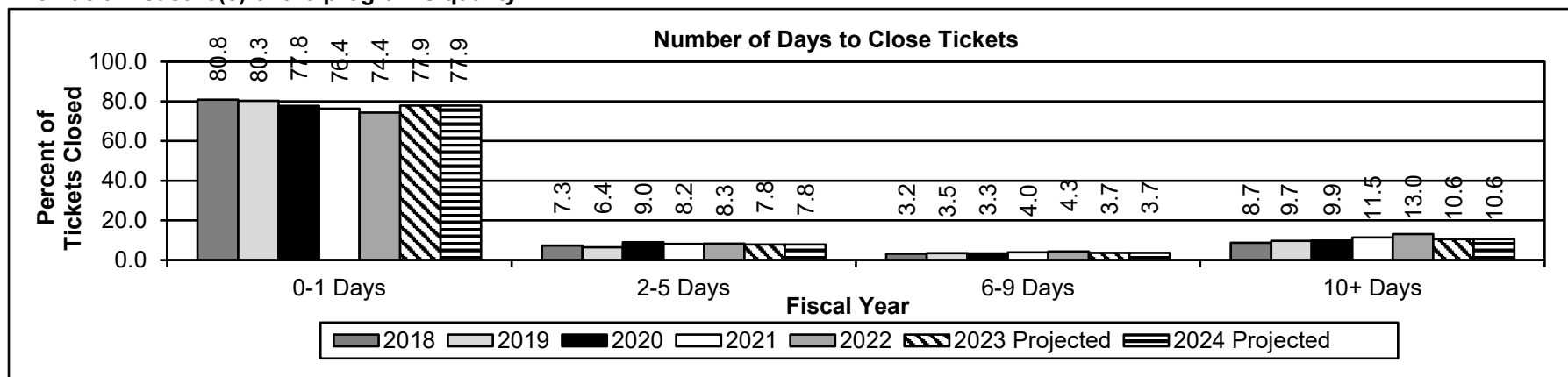
## NEW DECISION ITEM

RANK: 23 OF 28

Department of Transportation

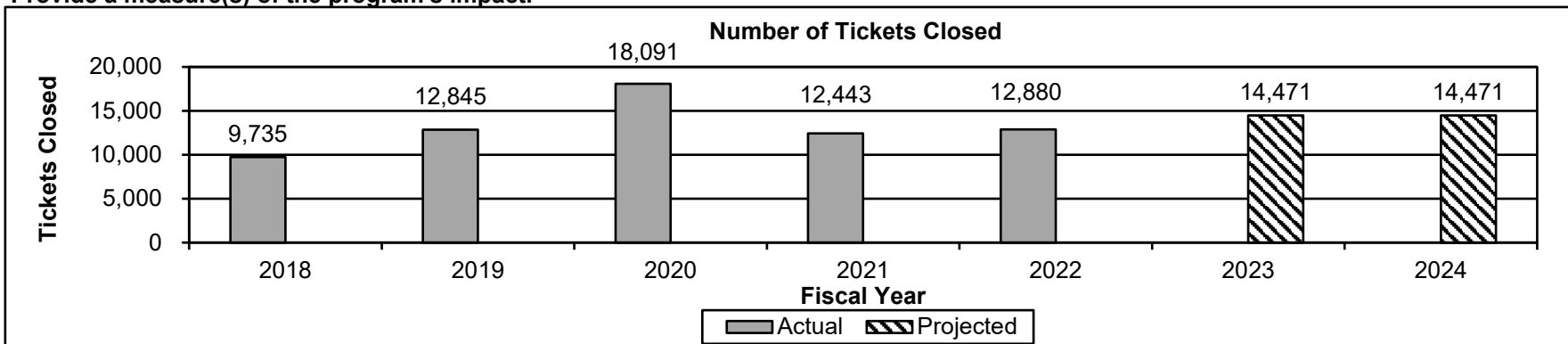
Budget Unit: Fleet, Facilities & Info SystemsDivision: Fleet, Facilities & Info SystemsDI Name: Information Systems ExpansionDI# 1605027HB Section: 4.460

## 6b. Provide a measure(s) of the program's quality.



The 2023 and 2024 projections are based on a five year average of the percent of tickets closed. Tickets are submitted via phone or email by employees for reporting an incident, maintenance, service requests and information requests.

## 6c. Provide a measure(s) of the program's impact.



The 2023 and 2024 projections are based on a three year average of the number of tickets closed. Tickets are submitted via phone or email by employees for reporting an incident, maintenance, service requests and information requests.

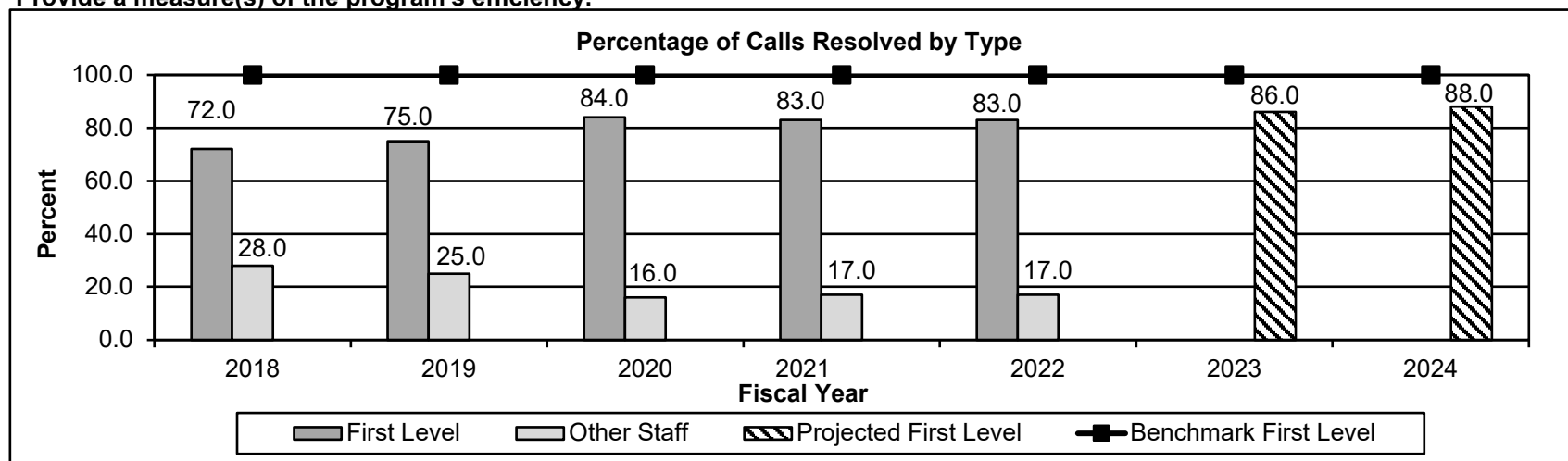
## NEW DECISION ITEM

RANK: 23 OF 28

Department of Transportation

Budget Unit: Fleet, Facilities & Info SystemsDivision: Fleet, Facilities & Info SystemsDI Name: Information Systems ExpansionDI# 1605027HB Section: 4.460

6d. Provide a measure(s) of the program's efficiency.



First level support is provided by the district's Information Systems staff or the service desk. Second level support is offered by the Information Systems Division. The goal is to increase the number of calls that can be resolved by first level support; thereby, providing more effective and efficient service. The fiscal year 2023 and 2024 projections were established by projecting a three and five percent improvement, respectively, from the 2022 fiscal year first level of support.

NEW DECISION ITEM

RANK: 23 OF 28

Department of Transportation		Budget Unit: <u>Fleet, Facilities &amp; Info Systems</u>
Division: <u>Fleet, Facilities &amp; Info Systems</u>		
DI Name: <u>Information Systems Expansion</u>	DI# <u>1605027</u>	HB Section: <u>4.460</u>

**7. STRATEGIES TO ACHIEVE THE PERFORMANCE MEASUREMENT TARGETS:**

Provide the necessary services to keep up with hardware refreshes and increased demand for technology solutions.



**DECISION ITEM DETAIL**

Budget Unit	FY 2022	FY 2022	FY 2023	FY 2023	FY 2024	FY 2024	*****	*****
Decision Item	ACTUAL	ACTUAL	BUDGET	BUDGET	DEPT REQ	DEPT REQ	SECURED	SECURED
Budget Object Class	DOLLAR	FTE	DOLLAR	FTE	DOLLAR	FTE	COLUMN	COLUMN
<b>FLEET,FACILITIES&amp;INFO SYSTEMS</b>								
<b>FFIS E&amp;E Technology NDI - 1605027</b>								
COMPUTER EQUIPMENT	0	0.00	0	0.00	2,000,000	0.00	0	0.00
<b>TOTAL - EE</b>	<b>0</b>	<b>0.00</b>	<b>0</b>	<b>0.00</b>	<b>2,000,000</b>	<b>0.00</b>	<b>0</b>	<b>0.00</b>
<b>GRAND TOTAL</b>	<b>\$0</b>	<b>0.00</b>	<b>\$0</b>	<b>0.00</b>	<b>\$2,000,000</b>	<b>0.00</b>	<b>\$0</b>	<b>0.00</b>
GENERAL REVENUE	\$0	0.00	\$0	0.00	\$0	0.00		0.00
FEDERAL FUNDS	\$0	0.00	\$0	0.00	\$0	0.00		0.00
OTHER FUNDS	\$0	0.00	\$0	0.00	\$2,000,000	0.00		0.00

*This page left blank intentionally.*



**DECISION ITEM SUMMARY**

<b>Budget Unit</b>								
<b>Decision Item</b>	<b>FY 2022</b>	<b>FY 2022</b>	<b>FY 2023</b>	<b>FY 2023</b>	<b>FY 2024</b>	<b>FY 2024</b>	<b>*****</b>	<b>*****</b>
<b>Budget Object Summary</b>	<b>ACTUAL</b>	<b>ACTUAL</b>	<b>BUDGET</b>	<b>BUDGET</b>	<b>DEPT REQ</b>	<b>DEPT REQ</b>	<b>SECURED</b>	<b>SECURED</b>
<b>Fund</b>	<b>DOLLAR</b>	<b>FTE</b>	<b>DOLLAR</b>	<b>FTE</b>	<b>DOLLAR</b>	<b>FTE</b>	<b>COLUMN</b>	<b>COLUMN</b>
<b>MODOT LEGAL EXPENSE FUND TRF</b>								
<b>CORE</b>								
FUND TRANSFERS								
GENERAL REVENUE	0	0.00	1	0.00	1	0.00	0	0.00
TOTAL - TRF	0	0.00	1	0.00	1	0.00	0	0.00
<b>TOTAL</b>	<b>0</b>	<b>0.00</b>	<b>1</b>	<b>0.00</b>	<b>1</b>	<b>0.00</b>	<b>0</b>	<b>0.00</b>
<b>GRAND TOTAL</b>	<b>\$0</b>	<b>0.00</b>	<b>\$1</b>	<b>0.00</b>	<b>\$1</b>	<b>0.00</b>	<b>\$0</b>	<b>0.00</b>

*This page left blank intentionally.*

## CORE DECISION ITEM

Page 461

Department of Transportation

Division: Department Wide

Core: MoDOT Legal Expense Fund Transfer

Budget Unit: MoDOT Legal Expense Fund Transfer

HB Section: 4.570

## 1. CORE FINANCIAL SUMMARY

	FY 2024 Budget Request			
	GR	Federal	Other	Total
PS	0	0	0	0
EE	0	0	0	0
PSD	0	0	0	0
TRF	1	0	0	1
Total	1	0	0	1

FTE	0.00	0.00	0.00	0.00
HB 4	0	0	0	0
HB 5	0	0	0	0

Note: Fringes budgeted in House Bill 5 except for certain fringes budgeted directly to MoDOT, Highway Patrol, and Conservation.

Other Funds:

	FY 2024 Governor's Recommendation			
	GR	Federal	Other	Total
PS	0	0	0	0
EE	0	0	0	0
PSD	0	0	0	0
TRF	0	0	0	0
Total	0	0	0	0

FTE	0.00	0.00	0.00	0.00
HB 4	0	0	0	0
HB 5	0	0	0	0

Note: Fringes budgeted in House Bill 5 except for certain fringes budgeted directly to MoDOT, Highway Patrol, and Conservation.

Other Funds:

## 2. CORE DESCRIPTION

In fiscal year 2018, the General Assembly appropriated \$1 for transfer from the Department's core budget to the State Legal Expense Fund for the payment of claims, premiums and expenses provided by Section 105.711 through Section 105.726, RSMo. In order to fund such expenses, the General Assembly also authorized three percent flexibility from the Department's budget into the \$1 transfer appropriation.

## 3. PROGRAM LISTING (list programs included in this core funding)

This section is not applicable.

Department of Transportation

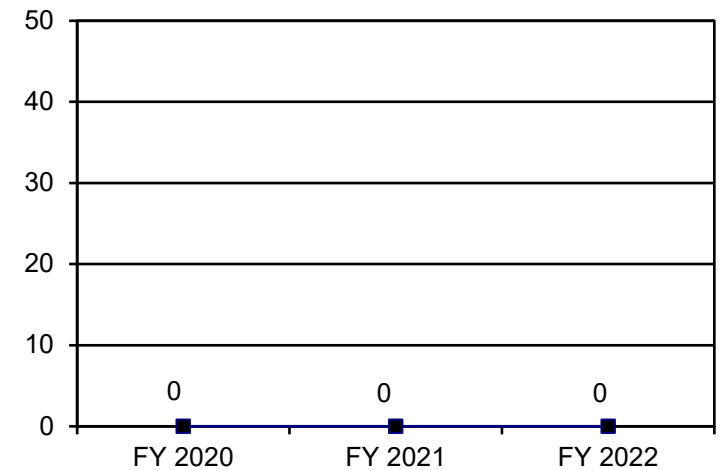
Budget Unit: MoDOT Legal Expense Fund TransferDivision: Department WideCore: MoDOT Legal Expense Fund TransferHB Section: 4.570**4. FINANCIAL HISTORY**

	FY 2020 Actual	FY 2021 Actual	FY 2022 Actual	FY 2023 Current Yr.
Appropriation (All Funds)	1	1	1	1
Less Reverted (All Funds)	0	0	0	N/A
Less Restricted (All Funds)	0	0	0	N/A
Budget Authority (All Funds)	1	1	1	N/A
Actual Expenditures (All Funds)	0	0	0	N/A
Unexpended (All Funds)	1	1	1	N/A
Unexpended, by Fund:				
General Revenue	1	1	1	N/A
Federal	0	0	0	N/A
Other	0	0	0	N/A

\*Restricted amount is N/A

Reverted includes the statutory three percent reserve amount (when applicable).

Restricted includes any Governor's Expenditure Restrictions which remained at the end of the fiscal year (when applicable).

**NOTES:****Actual Expenditures (All Funds)**

---

**CORE RECONCILIATION**


---

**MO DEPT. OF TRANSPORTATION**


---

**MODOT LEGAL EXPENSE FUND TRF**


---



---

**5. CORE RECONCILIATION**


---

	Budget Class	FTE	GR	Federal	Other	Total	Explanation
<b>TAFP AFTER VETOES</b>							
	TRF	0.00	1	0	0	1	
	<b>Total</b>	<b>0.00</b>	<b>1</b>	<b>0</b>	<b>0</b>	<b>1</b>	
<b>DEPARTMENT CORE REQUEST</b>							
	TRF	0.00	1	0	0	1	
	<b>Total</b>	<b>0.00</b>	<b>1</b>	<b>0</b>	<b>0</b>	<b>1</b>	
<b>GOVERNOR'S RECOMMENDED CORE</b>							
	TRF	0.00	1	0	0	1	
	<b>Total</b>	<b>0.00</b>	<b>1</b>	<b>0</b>	<b>0</b>	<b>1</b>	



**DECISION ITEM DETAIL**

Budget Unit	FY 2022	FY 2022	FY 2023	FY 2023	FY 2024	FY 2024	*****	*****
Decision Item	ACTUAL	ACTUAL	BUDGET	BUDGET	DEPT REQ	DEPT REQ	SECURED	SECURED
Budget Object Class	DOLLAR	FTE	DOLLAR	FTE	DOLLAR	FTE	COLUMN	COLUMN
<b>MODOT LEGAL EXPENSE FUND TRF</b>								
<b>CORE</b>								
TRANSFERS OUT	0	0.00	1	0.00	1	0.00	0	0.00
<b>TOTAL - TRF</b>	<b>0</b>	<b>0.00</b>	<b>1</b>	<b>0.00</b>	<b>1</b>	<b>0.00</b>	<b>0</b>	<b>0.00</b>
<b>GRAND TOTAL</b>	<b>\$0</b>	<b>0.00</b>	<b>\$1</b>	<b>0.00</b>	<b>\$1</b>	<b>0.00</b>	<b>\$0</b>	<b>0.00</b>
GENERAL REVENUE	\$0	0.00	\$1	0.00	\$1	0.00		0.00
FEDERAL FUNDS	\$0	0.00	\$0	0.00	\$0	0.00		0.00
OTHER FUNDS	\$0	0.00	\$0	0.00	\$0	0.00		0.00

## PROGRAM DESCRIPTION

Department of Transportation

HB Section: 4.570

Program Name: Department Wide

Program is found in the following core budget(s): MoDOT Legal Expense Fund Transfer

**1a. What strategic priority does this program address?**

Stability - managing our assets, stabilizing resources and engaging our workforce and building a prosperous economy for all Missourians

**1b. What does this program do?**

In fiscal year 2018, the General Assembly appropriated \$1 for transfer from the Department's core budget to the State Legal Expense Fund for the payment of claims, premiums and expenses provided by Section 105.711 through Section 105.726, RSMo. In order to fund such expenses, the General Assembly also authorized three percent flexibility from the Department's operating budget into the \$1 transfer appropriation.

**2a. Provide an activity measure(s) for the program.**

This appropriation is needed solely for accounting purposes.

**2b. Provide a measure(s) of the program's quality.**

This appropriation is needed solely for accounting purposes.

**2c. Provide a measure(s) of the program's impact.**

This appropriation is needed solely for accounting purposes.

**2d. Provide an efficiency measure.**

This appropriation is needed solely for accounting purposes.

## PROGRAM DESCRIPTION


Department of Transportation

HB Section: 4.570

Program Name: Department Wide

Program is found in the following core budget(s): MoDOT Legal Expense Fund Transfer

3. Provide actual expenditures for the prior three fiscal years and planned expenditures for the current fiscal year. (Note: Amounts do not include fringe



4. What are the sources of the "Other " funds?

N/A

5. What is the authorization for this program, i.e., federal or state statute, etc.? (Include the federal program number, if applicable.)

Section 105.711 through Section 105.726, RSMo.

6. Are there federal matching requirements? If yes, please explain.

No

7. Is this a federally mandated program? If yes, please explain.

No



**DECISION ITEM SUMMARY**

Budget Unit								
Decision Item	FY 2022	FY 2022	FY 2023	FY 2023	FY 2024	FY 2024	*****	*****
Budget Object Summary	ACTUAL	ACTUAL	BUDGET	BUDGET	DEPT REQ	DEPT REQ	SECURED	SECURED
Fund	DOLLAR	FTE	DOLLAR	FTE	DOLLAR	FTE	COLUMN	COLUMN
<b>MULTIMODAL OPERATIONS ADMIN</b>								
<b>CORE</b>								
PERSONAL SERVICES								
MULTIMODAL OPERATIONS FEDERAL	296,391	5.52	357,795	5.99	357,795	5.99	0	0.00
STATE ROAD	437,319	6.72	534,921	8.15	534,921	8.15	0	0.00
RAILROAD EXPENSE	418,836	8.10	532,827	9.12	532,827	9.12	0	0.00
STATE TRANSPORTATION FUND	143,184	2.29	182,705	2.95	182,705	2.95	0	0.00
AVIATION TRUST FUND	495,384	8.26	570,370	9.47	570,370	9.47	0	0.00
TOTAL - PS	1,791,114	30.89	2,178,618	35.68	2,178,618	35.68	0	0.00
EXPENSE & EQUIPMENT								
MULTIMODAL OPERATIONS FEDERAL	56,658	0.00	251,600	0.00	248,600	0.00	0	0.00
STATE ROAD	25,022	0.00	39,852	0.00	39,852	0.00	0	0.00
RAILROAD EXPENSE	80,678	0.00	146,106	0.00	146,106	0.00	0	0.00
STATE TRANSPORTATION FUND	26,205	0.00	26,220	0.00	26,220	0.00	0	0.00
AVIATION TRUST FUND	22,734	0.00	24,827	0.00	24,827	0.00	0	0.00
TOTAL - EE	211,297	0.00	488,605	0.00	485,605	0.00	0	0.00
PROGRAM-SPECIFIC								
MULTIMODAL OPERATIONS FEDERAL	0	0.00	18,000	0.00	21,000	0.00	0	0.00
TOTAL - PD	0	0.00	18,000	0.00	21,000	0.00	0	0.00
<b>TOTAL</b>	<b>2,002,411</b>	<b>30.89</b>	<b>2,685,223</b>	<b>35.68</b>	<b>2,685,223</b>	<b>35.68</b>	<b>0</b>	<b>0.00</b>
<b>Pay Plan-Market Plan-PS - 1605006</b>								
PERSONAL SERVICES								
MULTIMODAL OPERATIONS FEDERAL	0	0.00	0	0.00	16,457	0.00	0	0.00
STATE ROAD	0	0.00	0	0.00	13,659	0.00	0	0.00
RAILROAD EXPENSE	0	0.00	0	0.00	16,317	0.00	0	0.00
STATE TRANSPORTATION FUND	0	0.00	0	0.00	5,357	0.00	0	0.00
AVIATION TRUST FUND	0	0.00	0	0.00	28,879	0.00	0	0.00
TOTAL - PS	0	0.00	0	0.00	80,669	0.00	0	0.00
<b>TOTAL</b>	<b>0</b>	<b>0.00</b>	<b>0</b>	<b>0.00</b>	<b>80,669</b>	<b>0.00</b>	<b>0</b>	<b>0.00</b>
<b>Multimodal PS Expansion - 1605016</b>								
PERSONAL SERVICES								
MULTIMODAL OPERATIONS FEDERAL	0	0.00	0	0.00	233,239	4.00	0	0.00
STATE ROAD	0	0.00	0	0.00	65,908	1.00	0	0.00

9/8/22 15:58

im\_disummary

**DECISION ITEM SUMMARY**

Budget Unit									
Decision Item	FY 2022	FY 2022	FY 2023	FY 2023	FY 2024	FY 2024	*****	*****	
Budget Object Summary	ACTUAL	ACTUAL	BUDGET	BUDGET	DEPT REQ	DEPT REQ	SECURED	SECURED	
Fund	DOLLAR	FTE	DOLLAR	FTE	DOLLAR	FTE	COLUMN	COLUMN	
<b>MULTIMODAL OPERATIONS ADMIN</b>									
<b>Multimodal PS Expansion - 1605016</b>									
PERSONAL SERVICES									
RAILROAD EXPENSE	0	0.00	0	0.00	131,816	2.00	0	0.00	
TOTAL - PS	0	0.00	0	0.00	430,963	7.00	0	0.00	
<b>TOTAL</b>	<b>0</b>	<b>0.00</b>	<b>0</b>	<b>0.00</b>	<b>430,963</b>	<b>7.00</b>	<b>0</b>	<b>0.00</b>	
<b>Travel Costs NDI - 1605028</b>									
EXPENSE & EQUIPMENT									
MULTIMODAL OPERATIONS FEDERAL	0	0.00	0	0.00	747	0.00	0	0.00	
STATE ROAD	0	0.00	0	0.00	2,328	0.00	0	0.00	
RAILROAD EXPENSE	0	0.00	0	0.00	13,918	0.00	0	0.00	
STATE TRANSPORTATION FUND	0	0.00	0	0.00	790	0.00	0	0.00	
AVIATION TRUST FUND	0	0.00	0	0.00	1,899	0.00	0	0.00	
TOTAL - EE	0	0.00	0	0.00	19,682	0.00	0	0.00	
<b>TOTAL</b>	<b>0</b>	<b>0.00</b>	<b>0</b>	<b>0.00</b>	<b>19,682</b>	<b>0.00</b>	<b>0</b>	<b>0.00</b>	
<b>Multimodal Operations E&amp;E NDI - 1605029</b>									
EXPENSE & EQUIPMENT									
STATE TRANSPORTATION FUND	0	0.00	0	0.00	40,000	0.00	0	0.00	
TOTAL - EE	0	0.00	0	0.00	40,000	0.00	0	0.00	
<b>TOTAL</b>	<b>0</b>	<b>0.00</b>	<b>0</b>	<b>0.00</b>	<b>40,000</b>	<b>0.00</b>	<b>0</b>	<b>0.00</b>	
<b>GRAND TOTAL</b>	<b>\$2,002,411</b>	<b>30.89</b>	<b>\$2,685,223</b>	<b>35.68</b>	<b>\$3,256,537</b>	<b>42.68</b>	<b>\$0</b>	<b>0.00</b>	

## CORE DECISION ITEM

Department of Transportation					Budget Unit: Multimodal Operations				
Division: Multimodal Operations									
Core: Multimodal Administration					HB Section: 4.475				
1. CORE FINANCIAL SUMMARY									
FY 2024 Budget Request					FY 2024 Governor's Recommendation				
	GR	Federal	Other	Total		GR	Federal	Other	Total
PS	0	357,795	1,820,823	2,178,618	PS	0	0	0	0
EE	0	251,600	237,005	488,605	EE	0	0	0	0
PSD	0	18,000	0	18,000	PSD	0	0	0	0
TRF	0	0	0	0	TRF	0	0	0	0
Total	0	627,395	2,057,828	2,685,223	Total	0	0	0	0
FTE	0.00	5.99	29.69	35.68	FTE	0.00	0.00	0.00	0.00
HB 4	0	262,747	1,362,344	1,625,091	HB 4	0	0	0	0
HB 5	0	27,550	140,203	167,753	HB 5	0	0	0	0
Note: Fringes budgeted in House Bill 5 except for certain fringes budgeted directly to MoDOT, Highway Patrol, and Conservation.					Note: Fringes budgeted in House Bill 5 except for certain fringes budgeted directly to MoDOT, Highway Patrol, and Conservation.				
Other Funds: State Road Fund (0320), Railroad Expense Fund (0659), State Transportation Fund (0675), Aviation Trust Fund (0952)					Other Funds:				
2. CORE DESCRIPTION									
These appropriations are for the continuation of the core for administration of Multimodal Operations. This funding will allow the Multimodal Operations staff to provide assistance and administration of the multimodal programs within the state of Missouri.									
3. PROGRAM LISTING (list programs included in this core funding)									
120 public general aviation airports					22 railroad companies which involve safety and highway related projects,				
34 general public transportation providers					including inspections and compliance resolutions for approximately 5,300				
228 elderly and disabled special transportation providers					miles of track and over 6,500 public and private highway-rail crossings				
17 Missouri port authorities and one three-state port commission					Three light rail operators for calendar year 2022				
Passenger rail service between St. Louis and Kansas City									

## CORE DECISION ITEM

<b>Department of Transportation</b>	<b>Budget Unit:</b>	<b>Multimodal Operations</b>
<b>Division: Multimodal Operations</b>		
<b>Core: Multimodal Administration</b>	<b>HB Section:</b>	<b>4.475</b>

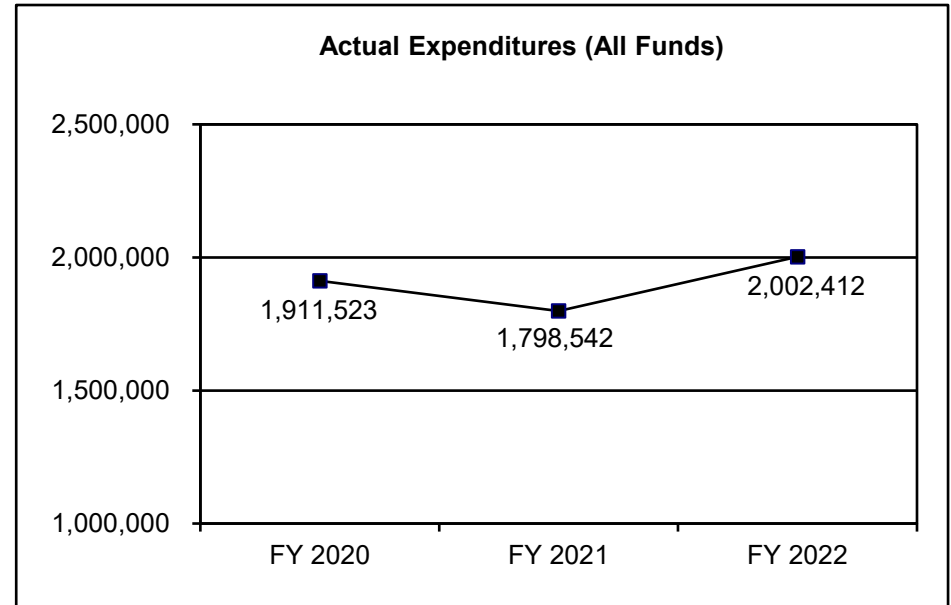
## 4. FINANCIAL HISTORY

	<b>FY 2020 Actual</b>	<b>FY 2021 Actual</b>	<b>FY 2022 Actual</b>	<b>FY 2023 Current Yr.</b>
Appropriation (All Funds)	2,491,742	2,530,338	2,550,992	2,685,223
Less Reverted (All Funds)	0	0	0	N/A
Less Restricted (All Funds)*	0	0	0	N/A
Budget Authority (All Funds)	2,491,742	2,530,338	2,550,992	N/A
Actual Expenditures (All Funds)	1,911,523	1,798,542	2,002,412	N/A
Unexpended (All Funds)	580,219	731,796	548,580	N/A
Unexpended, by Fund:				
General Revenue	0	0	0	N/A
Federal	273,563	300,642	252,367	N/A
Other	306,656	431,154	296,213	N/A

\*Restricted amount is N/A

Reverted includes the statutory three percent reserve amount (when applicable).

Restricted includes any Governor's Expenditure Restrictions which remained at the end of the fiscal year (when applicable).

**NOTES:**



## FLEXIBILITY REQUEST FORM

<b>BUDGET UNIT NUMBER:</b>	Multiple	<b>DEPARTMENT:</b>	Missouri Department of Transportation (MoDOT)
<b>BUDGET UNIT NAME:</b>	Multiple	<b>DIVISION:</b>	Department Wide
<b>HOUSE BILL SECTION:</b>	4.400, 4.405, 4.410, 4.415, 4.420, 4.425, 4.450, 4.460, 4.475		

**1. Provide the amount by fund of personal service flexibility and the amount by fund of expense and equipment flexibility you are requesting in dollar and percentage terms and explain why the flexibility is needed. If flexibility is being requested among divisions, provide the amount by fund of flexibility you are requesting in dollar and percentage terms and explain why the flexibility is needed.**

**DEPARTMENT REQUEST**

The department is requesting 20 percent flexibility between personal services, fringe benefits and expense and equipment for fiscal year 2024. This flexibility allows MoDOT to provide services in the most efficient and reliable manner without artificially increasing appropriation authority.

**2. Estimate how much flexibility will be used for the budget year. How much flexibility was used in the Prior Year Budget and the Current Year Budget? Please specify the amount.**

<b>PRIOR YEAR ACTUAL AMOUNT OF FLEXIBILITY USED</b>	<b>CURRENT YEAR ESTIMATED AMOUNT OF FLEXIBILITY THAT WILL BE USED</b>	<b>BUDGET REQUEST ESTIMATED AMOUNT OF FLEXIBILITY THAT WILL BE USED</b>
N/A - Flexibility was not used in the prior year.	The General Assembly approved 20 percent flexibility between all MoDOT personal services and expense and equipment appropriations in fiscal year 2023; however, the amount of flexibility that will be used is unknown.	The department is requesting 20 percent flexibility between personal services, fringe benefits and expense and equipment appropriations, as needed.

**3. Please explain how flexibility was used in the prior and/or current years.**

<b>Prior Year Explain Actual Use</b>	<b>Current Year Explain Planned Use</b>
N/A - Flexibility was not used in the prior year.	N/A - Flexibility has not yet been used in the current year.

## FLEXIBILITY REQUEST FORM

<b>BUDGET UNIT NUMBER:</b> 60522C <b>BUDGET UNIT NAME:</b> Multimodal Operations <b>HOUSE BILL SECTION:</b> 4.475		<b>DEPARTMENT:</b> Missouri Department of Transportation (MoDOT)  <b>DIVISION:</b> Multimodal Operations	
<b>1. Provide the amount by fund of personal service flexibility and the amount by fund of expense and equipment flexibility you are requesting in dollar and percentage terms and explain why the flexibility is needed. If flexibility is being requested among divisions, provide the amount by fund of flexibility you are requesting in dollar and percentage terms and explain why the flexibility is needed.</b>			
<b>DEPARTMENT REQUEST</b>			
The department is requesting 10 percent flexibility for fiscal year 2024 between Multimodal Operations personal services and expense and equipment appropriations. This flexibility allows MoDOT to provide services in the most efficient and reliable manner without artificially increasing appropriation authority.			
<b>2. Estimate how much flexibility will be used for the budget year. How much flexibility was used in the Prior Year Budget and the Current Year Budget? Please specify the amount.</b>			
<b>PRIOR YEAR ACTUAL AMOUNT OF FLEXIBILITY USED</b>	<b>CURRENT YEAR ESTIMATED AMOUNT OF FLEXIBILITY THAT WILL BE USED</b>	<b>BUDGET REQUEST ESTIMATED AMOUNT OF FLEXIBILITY THAT WILL BE USED</b>	
N/A - Flexibility was not used in the prior year.	The General Assembly approved 10 percent flexibility between Multimodal Operations personal services and expense and equipment appropriations in fiscal year 2023; however, the amount of flexibility that will be used is unknown.	The department is requesting 10 percent flexibility between Multimodal Operations personal services and expense and equipment appropriations, as needed.	
<b>3. Please explain how flexibility was used in the prior and/or current years.</b>			
<b>Prior Year Explain Actual Use</b>		<b>Current Year Explain Planned Use</b>	
N/A - Flexibility was not used in the prior year.		N/A - Flexibility has not yet been used in the current year.	

**FY 2024  
Flexibility Requests**

MISSOURI DEPARTMENT OF TRANSPORTATION (MoDOT)							
						FLEXIBILITY	
HB	APPROP	APPROP NAME	FUND	FUND	FY 23 APPROP AMT	FY 23 TAFP	FY 24 REQUESTED
4.400	7435	ADMINISTRATION PS-0320	0320	OTHER	\$21,146,543	20% (PS & E&E)	20% (PS, FB & E&E)
4.400	7436	ADMINISTRATION E&E-0320	0320	OTHER	\$6,359,448	20% (PS & E&E)	20% (PS, FB & E&E)
4.400	9168	ORGANIZATIONAL DUES-0320	0320	OTHER	\$70,000	20% (PS & E&E)	20% (PS, FB & E&E)
4.400	9169	ORGANIZATIONAL DUES-0126	0126	FED	\$5,000	20% (PS & E&E)	20% (PS, FB & E&E)
4.400	9170	ORGANIZATIONAL DUES-0659	0659	OTHER	\$5,000	20% (PS & E&E)	20% (PS, FB & E&E)
4.405	6428	RETIREMENT-0126	0126	FED	\$207,717	50% (FB)	20% (PS, FB & E&E), 50% (FB)
4.405	6429	RETIREMENT-0149	0149	FED	\$263,474	50% (FB)	20% (PS, FB & E&E), 50% (FB)
4.405	6430	RETIREMENT-0320	0320	OTHER	\$163,455,410	50% (FB)	20% (PS, FB & E&E), 50% (FB)
4.405	6431	RETIREMENT-0659	0659	OTHER	\$309,303	50% (FB)	20% (PS, FB & E&E), 50% (FB)
4.405	6432	RETIREMENT-0675	0675	OTHER	\$106,058	50% (FB)	20% (PS, FB & E&E), 50% (FB)
4.405	6433	RETIREMENT-0952	0952	OTHER	\$331,096	50% (FB)	20% (PS, FB & E&E), 50% (FB)
4.410	6434	MEDICAL LIFE EAP-0126	0126	FED	\$55,030	50% (FB)	20% (PS, FB & E&E), 50% (FB)
4.410	6435	MEDICAL LIFE EAP-0149	0149	FED	\$63,654	50% (FB)	20% (PS, FB & E&E), 50% (FB)
4.410	6436	MEDICAL LIFE EAP-0659	0659	OTHER	\$88,560	50% (FB)	20% (PS, FB & E&E), 50% (FB)
4.410	6437	MEDICAL LIFE EAP-0675	0675	OTHER	\$27,091	50% (FB)	20% (PS, FB & E&E), 50% (FB)
4.410	6438	MEDICAL LIFE EAP-0952	0952	OTHER	\$90,918	50% (FB)	20% (PS, FB & E&E), 50% (FB)
4.410	6439	MEDICAL LIFE EAP PS-0320	0320	OTHER	\$54,457,338	50% (FB)	20% (PS, FB & E&E), 50% (FB)

**FY 2024  
Flexibility Requests**

MISSOURI DEPARTMENT OF TRANSPORTATION (MoDOT)							
						FLEXIBILITY	
HB	APPROP	APPROP NAME	FUND	FUND	FY 23 APPROP AMT	FY 23 TAFP	FY 24 REQUESTED
4.410	6440	MEDICAL LIFE EAP E&E-0320	0320	OTHER	\$79,370	50% (FB)	20% (PS, FB & E&E), 50% (FB)
4.415	6441	RETIREE BENEFITS-0320	0320	OTHER	\$18,629,968	50% (FB)	20% (PS, FB & E&E), 50% (FB)
4.420	6442	WORKERS' COMPENSATION-0320	0320	OTHER	\$8,191,671	50% (FB)	20% (PS, FB & E&E), 50% (FB)
4.425	7440	PROGRAM DELIVERY PS-0320	0320	OTHER	\$81,754,475	20% (PS & E&E)	20% (PS, FB & E&E)
4.425	4402	PROGRAM DELIVERY E&E-0320	0320	OTHER	\$27,918,023	20% (PS & E&E)	20% (PS, FB & E&E)
4.455	6310	SAFETY AND OPERATIONS E&E-0149	0149	FED	\$55,384	20% (PS & E&E), 10% (PS & E&E)	20% (PS, FB & E&E), 10% (PS & E&E)
4.450	6311	SAFETY AND OPERATIONS E&E-0246	0246	OTHER	\$250,000	20% (PS & E&E), 10% (PS & E&E)	20% (PS, FB & E&E), 10% (PS & E&E)
4.450	4399	SAFETY AND OPERATIONS E&E-0320	0320	OTHER	\$253,488,236	20% (PS & E&E), 10% (PS & E&E)	20% (PS, FB & E&E), 10% (PS & E&E)
4.450	6309	SAFETY AND OPERATIONS PS-0149	0149	FED	\$453,870	20% (PS & E&E), 10% (PS & E&E)	20% (PS, FB & E&E), 10% (PS & E&E)
4.450	7445	SAFETY AND OPERATIONS PS-0320	0320	OTHER	\$163,862,677	20% (PS & E&E), 10% (PS & E&E)	20% (PS, FB & E&E), 10% (PS & E&E)
4.460	0118	FLEET FAC & INFO SYS E&E-0320	0320	OTHER	\$88,298,000	20% (PS & E&E), 10% (PS & E&E)	20% (PS, FB & E&E), 10% (PS & E&E)
4.460	7464	FLEET FAC & INFO SYS PS-0320	0320	OTHER	\$13,142,671	20% (PS & E&E), 10% (PS & E&E)	20% (PS, FB & E&E), 10% (PS & E&E)
4.475	8901	MULTIMODAL OPS ADMIN PS-0126	0126	FED	\$357,795	20% (PS & E&E), 10% (PS & E&E)	20% (PS, FB & E&E), 10% (PS & E&E)
4.475	8902	MULTIMODAL OPS ADMIN E&E-0126	0126	FED	\$269,600	20% (PS & E&E), 10% (PS & E&E)	20% (PS, FB & E&E), 10% (PS & E&E)
4.475	7468	MULTIMODAL OPS ADMIN PS-0320	0320	OTHER	\$534,921	20% (PS & E&E), 10% (PS & E&E)	20% (PS, FB & E&E), 10% (PS & E&E)
4.475	8904	MULTIMODAL OPS ADMIN E&E-0320	0320	OTHER	\$39,852	20% (PS & E&E), 10% (PS & E&E)	20% (PS, FB & E&E), 10% (PS & E&E)

**FY 2024  
Flexibility Requests**

MISSOURI DEPARTMENT OF TRANSPORTATION (MoDOT)							
						FLEXIBILITY	
HB	APPROP	APPROP NAME	FUND	FUND	FY 23 APPROP AMT	FY 23 TAFP	FY 24 REQUESTED
4.475	6174	MULTIMODAL OPS ADMIN PS-0659	0659	OTHER	\$532,827	20% (PS & E&E), 10% (PS & E&E)	20% (PS, FB & E&E), 10% (PS & E&E)
4.475	6175	MULTIMODAL OPS ADMIN E&E-0659	0659	OTHER	\$146,106	20% (PS & E&E), 10% (PS & E&E)	20% (PS, FB & E&E), 10% (PS & E&E)
4.475	9939	MULTIMODAL OPS ADMIN PS-0675	0675	OTHER	\$182,705	20% (PS & E&E), 10% (PS & E&E)	20% (PS, FB & E&E), 10% (PS & E&E)
4.475	2270	MULTIMODAL OPS ADMIN E&E-0675	0675	OTHER	\$26,220	20% (PS & E&E), 10% (PS & E&E)	20% (PS, FB & E&E), 10% (PS & E&E)
4.475	4660	MULTIMODAL OPS ADMIN PS-0952	0952	OTHER	\$570,370	20% (PS & E&E), 10% (PS & E&E)	20% (PS, FB & E&E), 10% (PS & E&E)
4.475	4661	MULTIMODAL OPS ADMIN E&E-0952	0952	OTHER	\$24,827	20% (PS & E&E), 10% (PS & E&E)	20% (PS, FB & E&E), 10% (PS & E&E)

---

**CORE RECONCILIATION**


---

**MO DEPT. OF TRANSPORTATION****MULTIMODAL OPERATIONS ADMIN**


---

**5. CORE RECONCILIATION**


---

		<b>Budget Class</b>	<b>FTE</b>	<b>GR</b>	<b>Federal</b>	<b>Other</b>	<b>Total</b>	<b>Explanation</b>
<b>TAFP AFTER VETOES</b>								
		PS	35.68	0	357,795	1,820,823	2,178,618	
		EE	0.00	0	251,600	237,005	488,605	
		PD	0.00	0	18,000	0	18,000	
		<b>Total</b>	<b>35.68</b>	<b>0</b>	<b>627,395</b>	<b>2,057,828</b>	<b>2,685,223</b>	
<b>DEPARTMENT CORE ADJUSTMENTS</b>								
Core Reallocation	[#381]	EE	0.00	0	(3,000)	0	(3,000)	BOBC reallocation based on historical actual expenditures
Core Reallocation	[#381]	PD	0.00	0	3,000	0	3,000	BOBC reallocation based on historical actual expenditures
Core Reallocation	[#543]	PS	(0.00)	0	0	0	0	Job title reallocation based on current roster
<b>NET DEPARTMENT CHANGES</b>			<b>(0.00)</b>	<b>0</b>	<b>0</b>	<b>0</b>	<b>0</b>	
<b>DEPARTMENT CORE REQUEST</b>								
		PS	35.68	0	357,795	1,820,823	2,178,618	
		EE	0.00	0	248,600	237,005	485,605	
		PD	0.00	0	21,000	0	21,000	
		<b>Total</b>	<b>35.68</b>	<b>0</b>	<b>627,395</b>	<b>2,057,828</b>	<b>2,685,223</b>	
<b>GOVERNOR'S RECOMMENDED CORE</b>								
		PS	35.68	0	357,795	1,820,823	2,178,618	
		EE	0.00	0	248,600	237,005	485,605	
		PD	0.00	0	21,000	0	21,000	
		<b>Total</b>	<b>35.68</b>	<b>0</b>	<b>627,395</b>	<b>2,057,828</b>	<b>2,685,223</b>	

## DECISION ITEM DETAIL

Budget Unit	FY 2022	FY 2022	FY 2023	FY 2023	FY 2024	FY 2024	*****	*****
Decision Item	ACTUAL	ACTUAL	BUDGET	BUDGET	DEPT REQ	DEPT REQ	SECURED	SECURED
Budget Object Class	DOLLAR	FTE	DOLLAR	FTE	DOLLAR	FTE	COLUMN	COLUMN
<b>MULTIMODAL OPERATIONS ADMIN</b>								
<b>CORE</b>								
RAIL SAFETY SPECIALIST	133,993	2.53	189,317	3.47	197,273	3.47	0	0.00
SR RAILROAD SAFETY INSPECTOR	243,449	5.00	300,731	5.36	289,938	5.36	0	0.00
ADMINISTRATIVE TECHNICIAN	0	0.00	7,620	0.25	7,620	0.25	0	0.00
EXECUTIVE ASSISTANT	27,565	0.74	47,524	1.15	69,211	1.69	0	0.00
SENIOR FINANCIAL SERVICES TECH	36,058	1.00	47,506	1.15	53,650	1.39	0	0.00
AIRPORT PROJECT TECHNICIAN	43,688	1.00	50,760	1.07	50,760	1.07	0	0.00
RAILROAD SAFETY INSPECTOR	59,530	1.46	44,215	1.00	46,811	1.00	0	0.00
AIRPLANE PILOT	22,641	0.33	36,170	0.66	0	0.00	0	0.00
AVIATION OPERATIONS MANAGER	66,553	1.00	69,853	1.07	73,817	1.07	0	0.00
RAILROAD OPERATIONS MANAGER	63,193	1.00	82,657	1.33	85,462	1.15	0	0.00
INTERM MULTIMODAL OPER SPECIAL	11	0.00	67,016	1.53	16,273	0.59	0	0.00
MULTIMODAL OPERATIONS SPECIALI	36,630	0.88	44,835	0.93	46,811	1.00	0	0.00
SR MULTIMODAL OPER SPECIALIST	231,075	4.34	271,361	4.55	264,416	4.53	0	0.00
ADMIN OF FREIGHT & WATERWAYS	88,323	1.00	95,545	1.21	122,606	1.21	0	0.00
SR FINANCIAL SERVICES SPECIALI	41,888	0.79	67,620	1.15	82,077	1.39	0	0.00
SYST MGMT SUPPORT SERVICES MGR	0	0.00	220	0.00	220	0.00	0	0.00
ADMINISTRATOR OF AVIATION	81,450	1.06	81,826	1.00	103,708	1.00	0	0.00
ADMINISTRATOR OF RAILROADS	88,323	1.00	94,265	1.00	127,405	1.60	0	0.00
ADMINISTRATOR OF TRANSIT	67,104	0.91	92,295	1.02	97,274	1.23	0	0.00
SR ENGNRING PROFESS-TPT/SSPD	19,312	0.32	30,606	0.50	0	0.00	0	0.00
RAILROAD PROJECTS MANAGER	77,308	1.00	80,837	1.00	82,675	1.00	0	0.00
AVIATION PROGRAMS MANAGER	73,038	1.00	76,657	1.07	82,675	1.07	0	0.00
CONSTRUCTION INSPECTOR	38,969	0.93	45,845	1.00	58,242	1.50	0	0.00
SR CONSTRUCTION INSPECTOR	103,193	1.81	124,122	2.09	131,803	2.09	0	0.00
AIRPORT PROJECT INSPECTOR	5,730	0.13	0	0.00	0	0.00	0	0.00
SR OFFICE ASSISTANT-TPT	16,660	0.48	10,530	0.12	18,221	0.44	0	0.00
ENGINEERING PROF - TPT/SSPD	7,163	0.11	0	0.00	0	0.00	0	0.00
MULTIMODAL OPERATIONS INTERN	1,651	0.04	0	0.00	0	0.00	0	0.00
MULTIMODAL OPERATNS DIRECTOR	116,616	1.03	118,685	1.00	69,670	0.58	0	0.00
<b>TOTAL - PS</b>	<b>1,791,114</b>	<b>30.89</b>	<b>2,178,618</b>	<b>35.68</b>	<b>2,178,618</b>	<b>35.68</b>	<b>0</b>	<b>0.00</b>
TRAVEL, IN-STATE	56,505	0.00	130,558	0.00	122,558	0.00	0	0.00
TRAVEL, OUT-OF-STATE	21,943	0.00	95,027	0.00	94,027	0.00	0	0.00

**DECISION ITEM DETAIL**

Budget Unit	FY 2022	FY 2022	FY 2023	FY 2023	FY 2024	FY 2024	*****	*****
Decision Item	ACTUAL	ACTUAL	BUDGET	BUDGET	DEPT REQ	DEPT REQ	SECURED	SECURED
Budget Object Class	DOLLAR	FTE	DOLLAR	FTE	DOLLAR	FTE	COLUMN	COLUMN
<b>MULTIMODAL OPERATIONS ADMIN</b>								
<b>CORE</b>								
SUPPLIES	13,733	0.00	74,300	0.00	79,300	0.00	0	0.00
PROFESSIONAL DEVELOPMENT	27,702	0.00	120,600	0.00	120,600	0.00	0	0.00
COMMUNICATION SERV & SUPP	28,121	0.00	36,400	0.00	38,400	0.00	0	0.00
PROFESSIONAL SERVICES	61,694	0.00	10,720	0.00	11,220	0.00	0	0.00
M&R SERVICES	0	0.00	4,100	0.00	4,100	0.00	0	0.00
COMPUTER EQUIPMENT	0	0.00	500	0.00	500	0.00	0	0.00
OTHER EQUIPMENT	0	0.00	10,000	0.00	10,000	0.00	0	0.00
EQUIPMENT RENTALS & LEASES	1,126	0.00	0	0.00	0	0.00	0	0.00
MISCELLANEOUS EXPENSES	473	0.00	6,400	0.00	4,900	0.00	0	0.00
<b>TOTAL - EE</b>	<b>211,297</b>	<b>0.00</b>	<b>488,605</b>	<b>0.00</b>	<b>485,605</b>	<b>0.00</b>	<b>0</b>	<b>0.00</b>
PROGRAM DISTRIBUTIONS	0	0.00	13,000	0.00	13,000	0.00	0	0.00
REFUNDS	0	0.00	5,000	0.00	8,000	0.00	0	0.00
<b>TOTAL - PD</b>	<b>0</b>	<b>0.00</b>	<b>18,000</b>	<b>0.00</b>	<b>21,000</b>	<b>0.00</b>	<b>0</b>	<b>0.00</b>
<b>GRAND TOTAL</b>	<b>\$2,002,411</b>	<b>30.89</b>	<b>\$2,685,223</b>	<b>35.68</b>	<b>\$2,685,223</b>	<b>35.68</b>	<b>\$0</b>	<b>0.00</b>
<b>GENERAL REVENUE</b>	<b>\$0</b>	<b>0.00</b>	<b>\$0</b>	<b>0.00</b>	<b>\$0</b>	<b>0.00</b>		<b>0.00</b>
<b>FEDERAL FUNDS</b>	<b>\$353,049</b>	<b>5.52</b>	<b>\$627,395</b>	<b>5.99</b>	<b>\$627,395</b>	<b>5.99</b>		<b>0.00</b>
<b>OTHER FUNDS</b>	<b>\$1,649,362</b>	<b>25.37</b>	<b>\$2,057,828</b>	<b>29.69</b>	<b>\$2,057,828</b>	<b>29.69</b>		<b>0.00</b>



## PROGRAM DESCRIPTION

Department of Transportation

HB Section(s): 4.475

Program Name: Multimodal Operations Administration

Program is found in the following core budget(s): Multimodal Operations Administration

**1a. What strategic priority does this program address?**

Safety - moving Missourians safely

Stability - managing our assets, stabilizing resources and engaging our workforce and building a prosperous economy for all Missourians

**1b. What does this program do?**

This program allows the Multimodal Operations staff to provide assistance and administration of the multimodal programs within the state of Missouri.

**2a. Provide an activity measure(s) for the program.**

	Number of Passengers by Mode (in millions)					
	Public Transit <sup>1,3,5</sup>		Rail <sup>1,4</sup>		Aviation <sup>2,3</sup>	
	Actual	Projected	Actual	Projected	Actual	Projected
2016	59.1	N/A	0.2	N/A	12.8	N/A
2017	57.8	N/A	0.2	N/A	13.5	N/A
2018	54.3	N/A	0.2	N/A	14.1	14.1
2019	51.8	57.1	0.2	0.2	14.3	14.7
2020	44.3	54.6	0.1	0.2	5.6	15.4
2021	27.8	50.1	0.1	0.2	N/A	15.0
2022	N/A	54.3	0.1	0.1	N/A	14.1
2023	N/A	54.3	N/A	0.1	N/A	14.1

<sup>1</sup> Public transit and rail passenger data is published by fiscal year.<sup>2</sup> The Federal Aviation Administration publishes data in October for preceding calendar years. Data for 2021 was not available at the time of publication.<sup>3</sup> The 2022 and 2023 projections are based on ridership returning to the number of passenger trips in 2018.<sup>4</sup> The 2023 projections were established by averaging the last three years.<sup>5</sup> Fiscal year 2022 data was not available at time of publication and will be released in October.

## PROGRAM DESCRIPTION

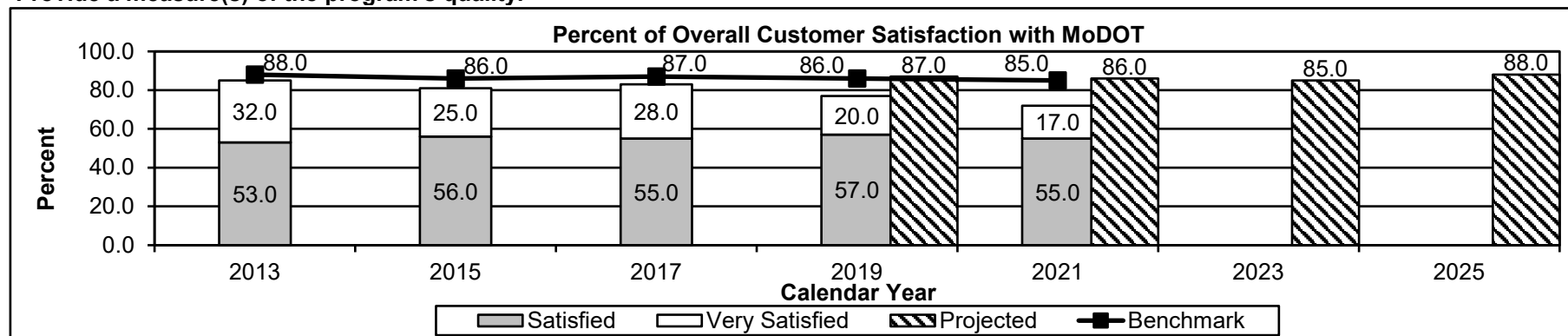
Department of Transportation

HB Section(s): 4.475

Program Name: Multimodal Operations Administration

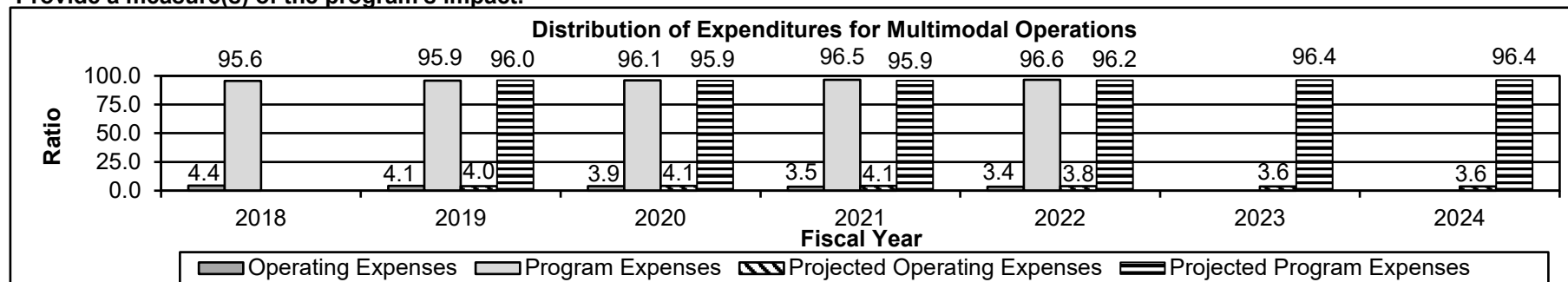
Program is found in the following core budget(s): Multimodal Operations Administration

## 2b. Provide a measure(s) of the program's quality.



Data is collected through biennial survey conducted by a consultant. Historically, this has been a telephone survey of approximately 3,500 adult Missourians; however, new for 2021, the survey offered both a phone and text option to approximately 7,500 randomly selected adult Missourians. "How satisfied are you with the job the Missouri Department of Transportation is doing?" was the question surveyed. The benchmark data is from the American Customer Satisfaction Index, a national cross-industry measure of customer satisfaction in the United States. The 2023 projection is equal to the 2021 benchmark score of 85 percent. The 2025 projection was established by projecting a three percent improvement from the benchmark. No survey was conducted in calendar years 2014, 2016, 2018, 2020 and 2022.

## 2c. Provide a measure(s) of the program's impact.



The operating expenses consist of the administration expenses of multimodal operations. The 2023 and 2024 projections were set by averaging the last three fiscal years.

## PROGRAM DESCRIPTION

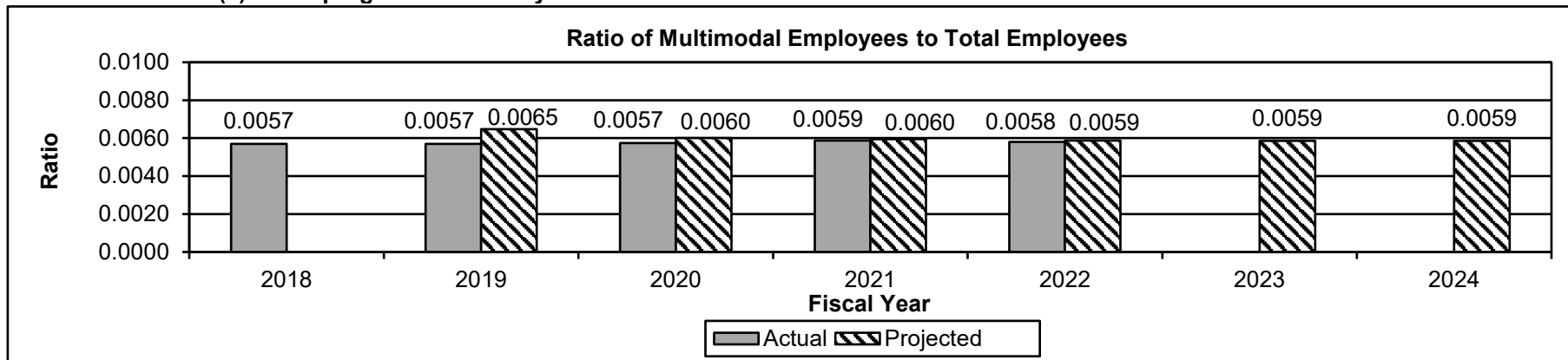
Department of Transportation

HB Section(s): 4.475

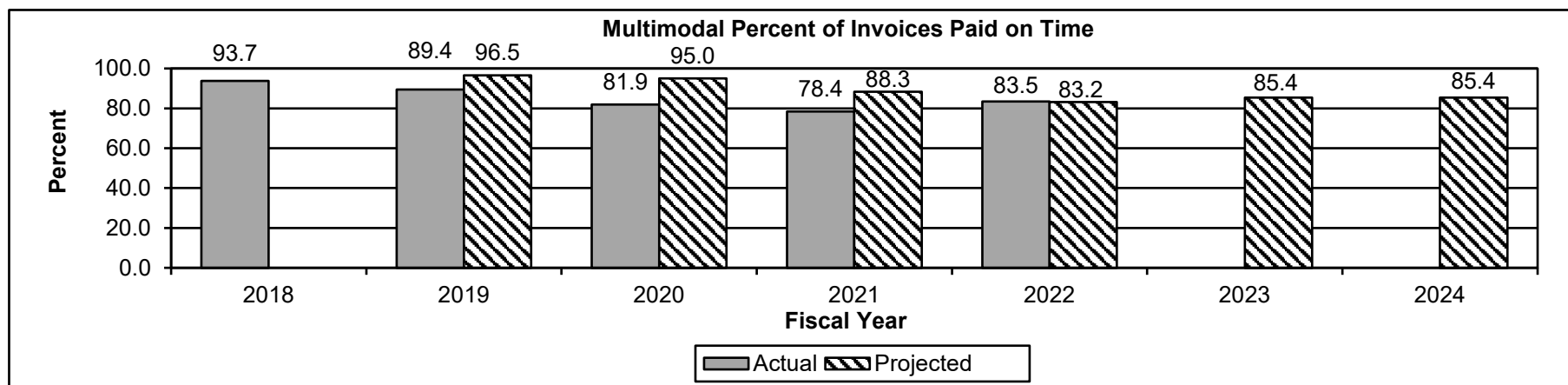
Program Name: Multimodal Operations Administration

Program is found in the following core budget(s): Multimodal Operations Administration

2d. Provide a measure(s) of the program's efficiency.



This chart shows the number of salaried multimodal employees compared to total salaried employees at MoDOT. Data is as of June 30th of each fiscal year. The projections are based on budgeted number of employees.



Timely is defined as a check or electronic payment issued less than 31 days from the date of the invoice. Staff turnover in 2020, 2021 and 2022 lead to a decline in the percent of invoices paid on time. The 2023 and 2024 projections are based on an average of the percent of invoices paid on time over the last five fiscal years.

## PROGRAM DESCRIPTION

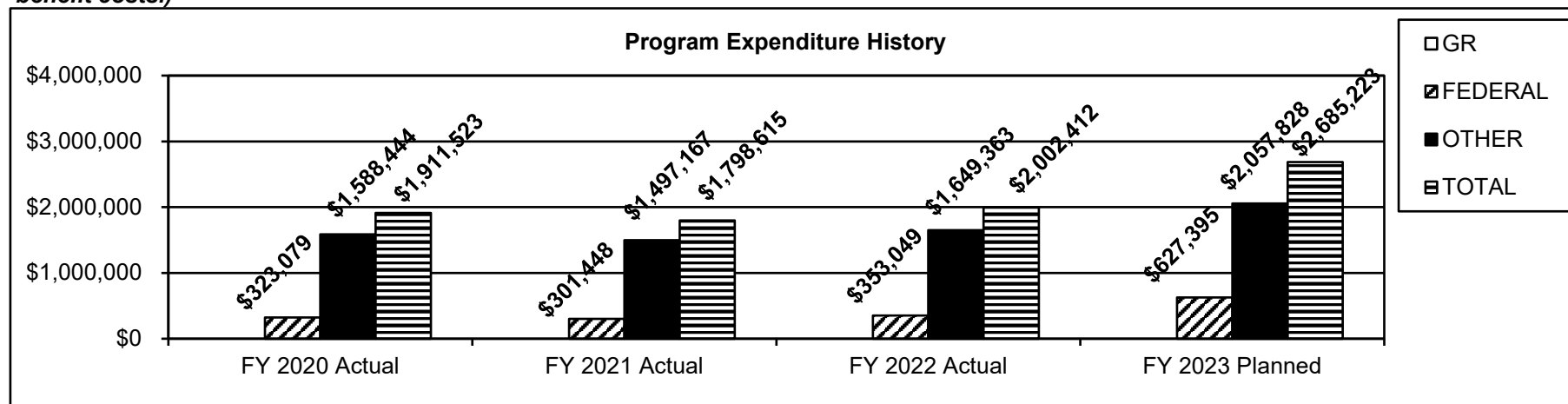
Department of Transportation

HB Section(s): 4.475

Program Name: Multimodal Operations Administration

Program is found in the following core budget(s): Multimodal Operations Administration

3. Provide actual expenditures for the prior three fiscal years and planned expenditures for the current fiscal year. (Note: Amounts do not include fringe benefit costs.)



4. What are the sources of the "Other " funds?

State Road Fund (0320), Railroad Expense Fund (0659), State Transportation Fund (0675) and Aviation Trust Fund (0952)

5. What is the authorization for this program, i.e., federal or state statute, etc.? (Include the federal program number, if applicable.)

Article IV, Section 30(c), MO Constitution, Title 23 USC 130, Title 49 USC (various programs), 33.546, 226.220, 226.225, 305.230, 389.610, 389.612 and 622.015, RSMo.

6. Are there federal matching requirements? If yes, please explain.

Depending on the program, administrative federal funds can require a match up to 20 percent of state funds.

7. Is this a federally mandated program? If yes, please explain.

No



## NEW DECISION ITEM

RANK: 25 OF 28

Department of Transportation	Budget Unit: <u>Multimodal Operations</u>
Division: <u>Multimodal Operations</u>	
DI Name: <u>Multimodal Operations Admin Expansion</u> DI# <u>1605029</u>	HB Section: <u>4.475</u>

## 1. AMOUNT OF REQUEST

	FY 2024 Budget Request			
	GR	Federal	Other	Total
PS	0	0	0	0
EE	0	0	40,000	40,000
PSD	0	0	0	0
TRF	0	0	0	0
Total	<u>0</u>	<u>0</u>	<u>40,000</u>	<u>40,000</u>
FTE	0.00	0.00	0.00	0.00

<b>HB 4</b>	0	0	0	0
<b>HB 5</b>	0	0	0	0

Note: Fringes budgeted in House Bill 5 except for certain fringes budgeted directly to MoDOT, Highway Patrol, and Conservation.

Other Funds: State Transportation Fund (0675)

	FY 2024 Governor's Recommendation			
	GR	Federal	Other	Total
PS	0	0	0	0
EE	0	0	0	0
PSD	0	0	0	0
TRF	0	0	0	0
Total	<u>0</u>	<u>0</u>	<u>0</u>	<u>0</u>
FTE	0.00	0.00	0.00	0.00

<b>HB 4</b>	0	0	0	0
<b>HB 5</b>	0	0	0	0

Note: Fringes budgeted in House Bill 5 except for certain fringes budgeted directly to MoDOT, Highway Patrol, and Conservation.

Other Funds:

## 2. THIS REQUEST CAN BE CATEGORIZED AS:

<input type="checkbox"/> New Legislation	<input type="checkbox"/> New Program	<input type="checkbox"/> Fund Switch
<input type="checkbox"/> Federal Mandate	<input checked="" type="checkbox"/> Program Expansion	<input type="checkbox"/> Cost to Continue
<input type="checkbox"/> GR Pick-Up	<input type="checkbox"/> Space Request	<input type="checkbox"/> Equipment Replacement
<input type="checkbox"/> Pay Plan	<input type="checkbox"/> Other: _____	

## 3. WHY IS THIS FUNDING NEEDED? PROVIDE AN EXPLANATION FOR ITEMS CHECKED IN #2. INCLUDE THE FEDERAL OR STATE STATUTORY OR CONSTITUTIONAL AUTHORIZATION FOR THIS PROGRAM.

This expansion item is for an increase to pay for the statewide single yearly audit for aviation.

## NEW DECISION ITEM

RANK: 25 OF 28

<b>Department of Transportation</b> <b>Division: Multimodal Operations</b> <b>DI Name: Multimodal Operations Admin Expansion    DI# 1605029</b>	<b>Budget Unit: <u>Multimodal Operations</u></b> <b>HB Section: <u>4.475</u></b>								
<b>4. DESCRIBE THE DETAILED ASSUMPTIONS USED TO DERIVE THE SPECIFIC REQUESTED AMOUNT. (How did you determine that the requested number of FTE were appropriate? From what source or standard did you derive the requested levels of funding? Were alternatives such as outsourcing or automation considered? If based on new legislation, does request tie to TAFP fiscal note? If not, explain why. Detail which portions of the request are one-times and how those amounts were calculated.)</b>									
Cost associated with the 2021 audit was \$40,000.									
<b>5. BREAK DOWN THE REQUEST BY BUDGET OBJECT CLASS, JOB CLASS, AND FUND SOURCE. IDENTIFY ONE-TIME COSTS.</b>									
Budget Object Class/Job Class	Dept Req GR DOLLARS	Dept Req GR FTE	Dept Req FED DOLLARS	Dept Req FED FTE	Dept Req OTHER DOLLARS	Dept Req OTHER FTE	Dept Req TOTAL DOLLARS	Dept Req TOTAL FTE	Dept Req One-Time DOLLARS
Total PS	0	0.0	0	0.0	0	0.0	0	0.0	0
Professional Services					40,000		40,000		
Total EE	0		0		40,000		40,000		0
Program Distributions							0		
Total PSD	0		0		0		0		0
Transfers									
Total TRF	0		0		0		0		0
<b>Grand Total</b>	0	0.0	0	0.0	40,000	0.0	40,000	0.0	0

## NEW DECISION ITEM

RANK: 25 OF 28

Department of Transportation	Budget Unit: <u>Multimodal Operations</u>
Division: <u>Multimodal Operations</u>	
DI Name: <u>Multimodal Operations Admin Expansion</u> DI# <u>1605029</u>	HB Section: <u>4.475</u>

**6. PERFORMANCE MEASURES (If new decision item has an associated core, separately identify projected performance with & without additional funding.)****6a. Provide an activity measure(s) for the program.**

	Number of Passengers by Mode (in millions)					
	Public Transit <sup>1,3,5</sup>		Rail <sup>1,4</sup>		Aviation <sup>2,3</sup>	
	Actual	Projected	Actual	Projected	Actual	Projected
2016	59.1	N/A	0.2	N/A	12.8	N/A
2017	57.8	N/A	0.2	N/A	13.5	N/A
2018	54.3	N/A	0.2	N/A	14.1	14.1
2019	51.8	57.1	0.2	0.2	14.3	14.7
2020	44.3	54.6	0.1	0.2	5.6	15.4
2021	27.8	50.1	0.1	0.2	N/A	0.0
2022	N/A	54.3	0.1	0.1	N/A	14.1
2023	N/A	54.3	N/A	0.1	N/A	14.1

<sup>1</sup> Public transit and rail passenger data is published by fiscal year.<sup>2</sup> The Federal Aviation Administration publishes data in October for preceding calendar years. Data for 2021 was not available at the time of publication.<sup>3</sup> The 2022 and 2023 projections are based on ridership returning to the number of passenger trips in 2018.<sup>4</sup> The 2023 projections were established by averaging the last three years.<sup>5</sup> Fiscal year 2022 data was not available at time of publication and will be released in October.

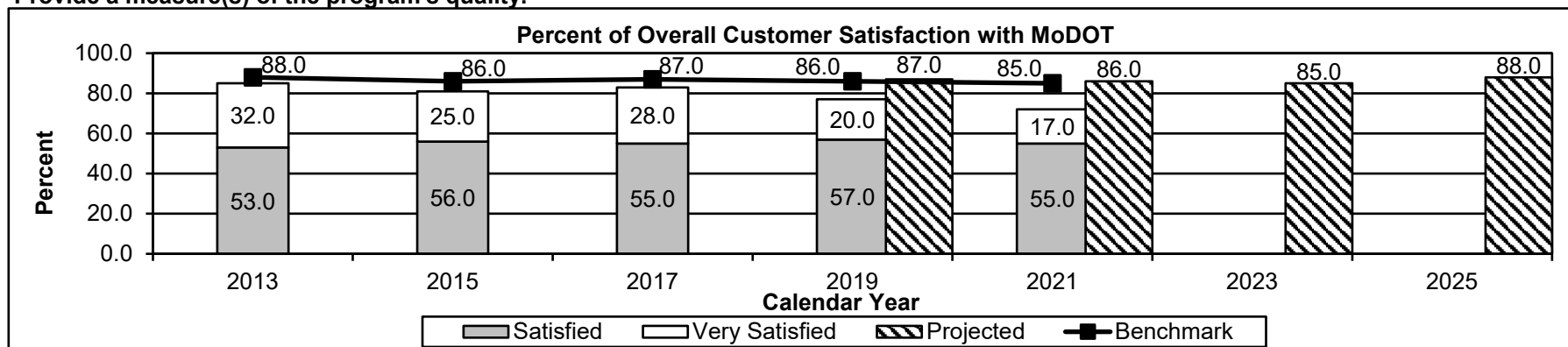


**NEW DECISION ITEM**  
**RANK: 25 OF 28**

**Department of Transportation**  
**Division: Multimodal Operations**  
**DI Name: Multimodal Operations Admin Expansion DI# 1605029**

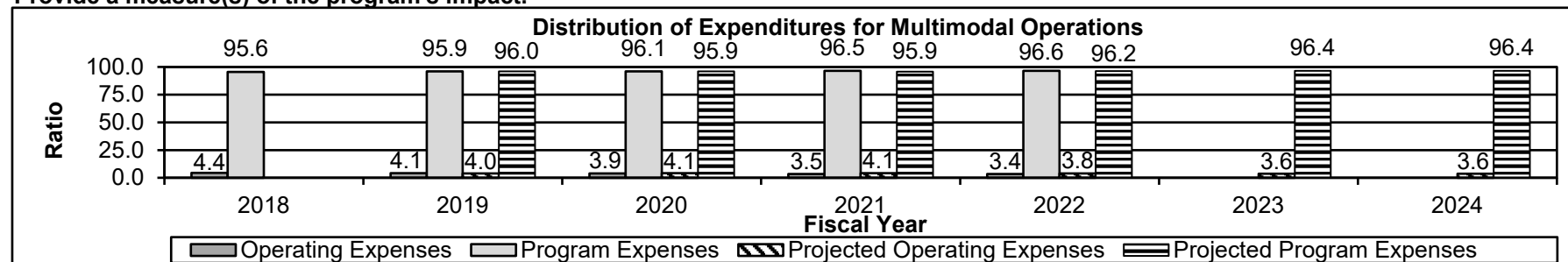
**Budget Unit: Multimodal Operations**  
**HB Section: 4.475**

**6b. Provide a measure(s) of the program's quality.**



Data is collected through biennial survey conducted by a consultant. Historically, this has been a telephone survey of approximately 3,500 adult Missourians; however, new for 2021, the survey offered both a phone and text option to approximately 7,500 randomly selected adult Missourians. "How satisfied are you with the job the Missouri Department of Transportation is doing?" was the question surveyed. The benchmark data is from the American Customer Satisfaction Index, a national cross-industry measure of customer satisfaction in the United States. The 2023 projection is equal to the 2021 benchmark score of 85 percent. The 2025 projection was established by projecting a three percent improvement from the benchmark. No survey was conducted in calendar years 2014, 2016, 2018, 2020 and 2022.

**6c. Provide a measure(s) of the program's impact.**



The operating expenses consist of the administration expenses of multimodal operations. The 2023 and 2024 projections were set by averaging the last three fiscal years.

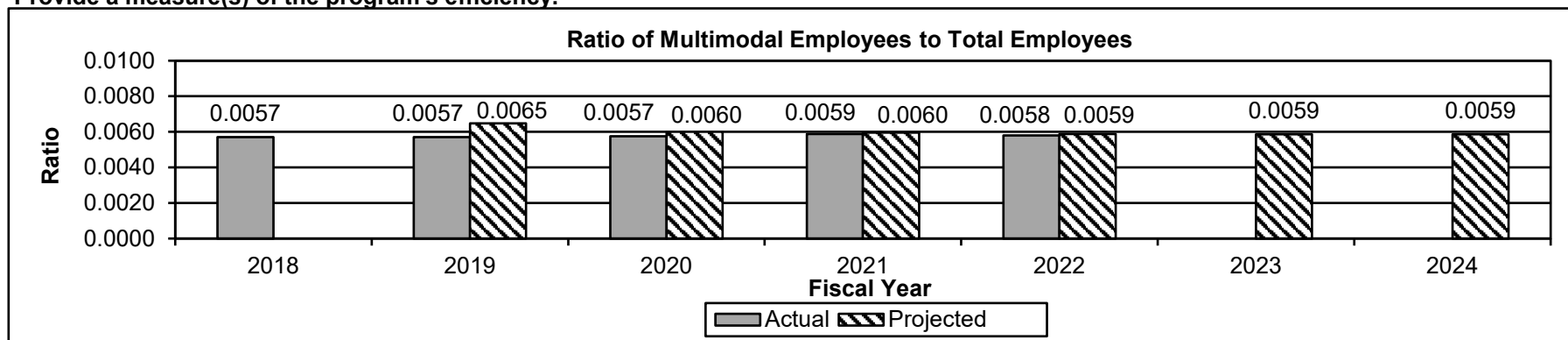
## NEW DECISION ITEM

RANK: 25 OF 28

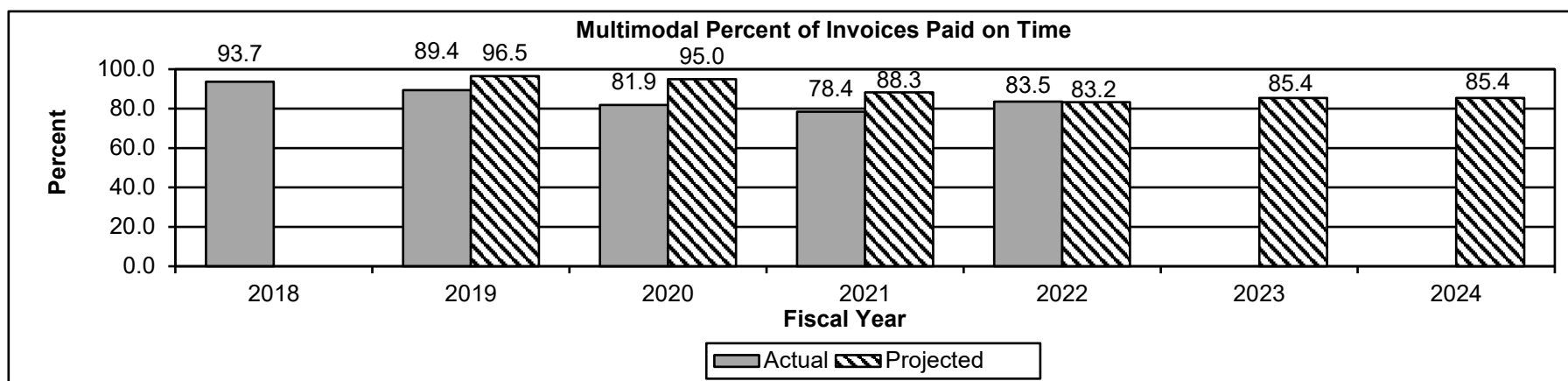
Department of Transportation  
 Division: Multimodal Operations  
 DI Name: Multimodal Operations Admin Expansion DI# 1605029

Budget Unit: Multimodal Operations  
 HB Section: 4.475

## 6d. Provide a measure(s) of the program's efficiency.



This chart shows the number of salaried multimodal employees compared to total salaried employees at MoDOT. Data is as of June 30th of each fiscal year. The projections are based on budgeted number of employees.



Timely is defined as a check or electronic payment issued less than 31 days from the date of the invoice. Staff turnover in 2020, 2021 and 2022 lead to a decline in the percent of invoices paid on time. The 2023 and 2024 projections are based on an average of the percent of invoices paid on time over the last five fiscal years.

## NEW DECISION ITEM

RANK: 25 OF 28

**Department of Transportation**  
**Division: Multimodal Operations**  
**DI Name: Multimodal Operations Admin Expansion DI# 1605029**

**Budget Unit: Multimodal Operations**  
**HB Section: 4.475**

**7. STRATEGIES TO ACHIEVE THE PERFORMANCE MEASUREMENT TARGETS:**

MoDOT's Aviation staff will continue to monitor the performance measurement targets. Staff will work with partners and sponsors to maintain or improve percent of invoices paid on time.

**DECISION ITEM DETAIL**

Budget Unit	FY 2022	FY 2022	FY 2023	FY 2023	FY 2024	FY 2024	*****	*****
Decision Item	ACTUAL	ACTUAL	BUDGET	BUDGET	DEPT REQ	DEPT REQ	SECURED	SECURED
Budget Object Class	DOLLAR	FTE	DOLLAR	FTE	DOLLAR	FTE	COLUMN	COLUMN
<b>MULTIMODAL OPERATIONS ADMIN</b>								
<b>Multimodal Operations E&amp;E NDI - 1605029</b>								
PROFESSIONAL SERVICES	0	0.00	0	0.00	40,000	0.00	0	0.00
<b>TOTAL - EE</b>	<b>0</b>	<b>0.00</b>	<b>0</b>	<b>0.00</b>	<b>40,000</b>	<b>0.00</b>	<b>0</b>	<b>0.00</b>
<b>GRAND TOTAL</b>	<b>\$0</b>	<b>0.00</b>	<b>\$0</b>	<b>0.00</b>	<b>\$40,000</b>	<b>0.00</b>	<b>\$0</b>	<b>0.00</b>
GENERAL REVENUE	\$0	0.00	\$0	0.00	\$0	0.00		0.00
FEDERAL FUNDS	\$0	0.00	\$0	0.00	\$0	0.00		0.00
OTHER FUNDS	\$0	0.00	\$0	0.00	\$40,000	0.00		0.00

*This page left blank intentionally.*



**DECISION ITEM SUMMARY**

<b>Budget Unit</b>								
<b>Decision Item</b>	<b>FY 2022</b>	<b>FY 2022</b>	<b>FY 2023</b>	<b>FY 2023</b>	<b>FY 2024</b>	<b>FY 2024</b>	<b>*****</b>	<b>*****</b>
<b>Budget Object Summary</b>	<b>ACTUAL</b>	<b>ACTUAL</b>	<b>BUDGET</b>	<b>BUDGET</b>	<b>DEPT REQ</b>	<b>DEPT REQ</b>	<b>SECURED</b>	<b>SECURED</b>
<b>Fund</b>	<b>DOLLAR</b>	<b>FTE</b>	<b>DOLLAR</b>	<b>FTE</b>	<b>DOLLAR</b>	<b>FTE</b>	<b>COLUMN</b>	<b>COLUMN</b>
<b>SUPPORT TO MULTIMODAL TRANSFER</b>								
<b>CORE</b>								
FUND TRANSFERS								
MULTIMODAL OPERATIONS FEDERAL	56,383	0.00	167,000	0.00	167,000	0.00	0	0.00
RAILROAD EXPENSE	77,754	0.00	690,000	0.00	690,000	0.00	0	0.00
STATE TRANSPORTATION FUND	23,667	0.00	70,000	0.00	70,000	0.00	0	0.00
AVIATION TRUST FUND	97,780	0.00	151,134	0.00	151,134	0.00	0	0.00
TOTAL - TRF	255,584	0.00	1,078,134	0.00	1,078,134	0.00	0	0.00
<b>TOTAL</b>	<b>255,584</b>	<b>0.00</b>	<b>1,078,134</b>	<b>0.00</b>	<b>1,078,134</b>	<b>0.00</b>	<b>0</b>	<b>0.00</b>
<b>GRAND TOTAL</b>	<b>\$255,584</b>	<b>0.00</b>	<b>\$1,078,134</b>	<b>0.00</b>	<b>\$1,078,134</b>	<b>0.00</b>	<b>\$0</b>	<b>0.00</b>

*This page left blank intentionally.*



## CORE DECISION ITEM

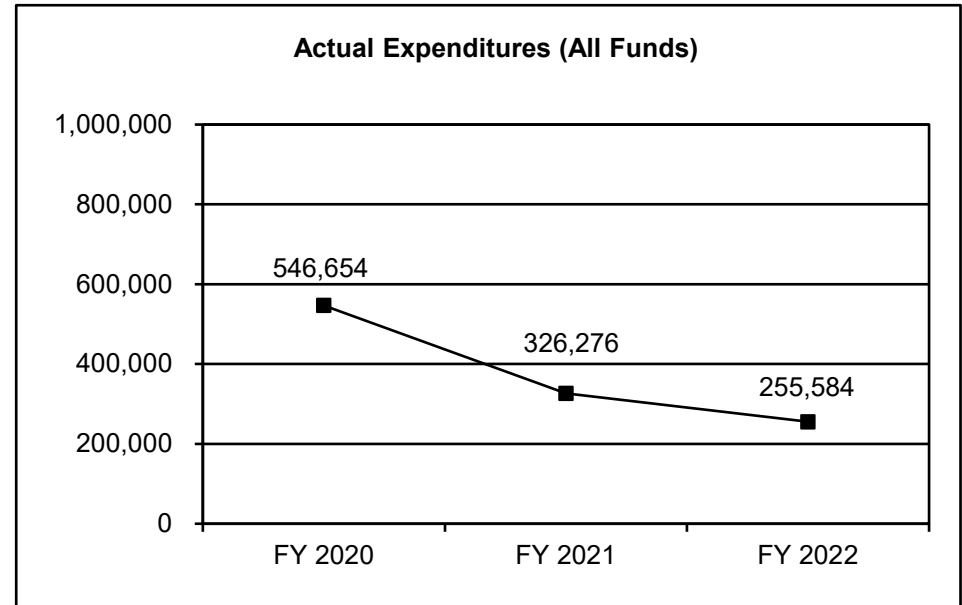
Department of Transportation					Budget Unit: <u>Multimodal Operations</u>				
Division: Multimodal Operations									
Core: Support to Multimodal Division Transfer					HB Section: <u>4.480</u>				
1. CORE FINANCIAL SUMMARY									
FY 2024 Budget Request					FY 2024 Governor's Recommendation				
	GR	Federal	Other	Total		GR	Federal	Other	Total
PS	0	0	0	0	PS	0	0	0	0
EE	0	0	0	0	EE	0	0	0	0
PSD	0	0	0	0	PSD	0	0	0	0
TRF	0	167,000	911,134	1,078,134	TRF	0	0	0	0
Total	0	167,000	911,134	1,078,134	Total	0	0	0	0
FTE	0.00	0.00	0.00	0.00	FTE	0.00	0.00	0.00	0.00
HB 4	0	0	0	0	HB 4	0	0	0	0
HB 5	0	0	0	0	HB 5	0	0	0	0
Note: Fringes budgeted in House Bill 5 except for certain fringes budgeted directly to MoDOT, Highway Patrol, and Conservation.					Note: Fringes budgeted in House Bill 5 except for certain fringes budgeted directly to MoDOT, Highway Patrol, and Conservation.				
Other Funds: Railroad Expense Fund (0659), Aviation Trust Fund (0952), State Transportation Fund (0675)					Other Funds:				
2. CORE DESCRIPTION									
The Support to Multimodal Division Transfer appropriations reimburse the State Road Fund for the use of MoDOT employees and equipment funded by the State Road Fund in providing support to the Multimodal Division as it carries out its transportation responsibilities in the areas of aviation, railroads, transit, freight and waterways. Transfers are accounting entries only and will allow the Multimodal Division to reimburse the State Road Fund from other non-highway funds without double counting expenditures.									
3. PROGRAM LISTING (list programs included in this core funding)									
120 public general aviation airports					22 railroad companies which involve safety and highway related projects, including inspections and compliance resolutions for approximately 5,300 miles of track and over 6,500 public and private highway-rail crossings				
34 general public transportation providers					Three light rail operators for calendar year 2022				
228 elderly and disabled special transportation providers									
17 Missouri port authorities and one three-state port commission									
Passenger rail service between St. Louis and Kansas City									

## CORE DECISION ITEM

<b>Department of Transportation</b>	<b>Budget Unit:</b> <u>Multimodal Operations</u>
<b>Division: Multimodal Operations</b>	
<b>Core: Support to Multimodal Division Transfer</b>	<b>HB Section:</b> <u>4.480</u>

**4. FINANCIAL HISTORY**

	<b>FY 2020 Actual</b>	<b>FY 2021 Actual</b>	<b>FY 2022 Actual</b>	<b>FY 2023 Current Yr.</b>
Appropriation (All Funds)	1,078,134	1,078,134	1,078,134	1,078,134
Less Reverted (All Funds)	0	0	0	N/A
Less Restricted (All Funds)*	0	0	0	N/A
Budget Authority (All Funds)	1,078,134	1,078,134	1,078,134	N/A
Actual Expenditures (All Funds)	546,654	326,276	255,584	N/A
Unexpended (All Funds)	531,480	751,858	822,550	N/A
Unexpended, by Fund:				
General Revenue	0	0	0	N/A
Federal	101,028	111,327	110,617	N/A
Other	430,452	640,531	711,933	N/A



\*Restricted amount is N/A

Reverted includes the statutory three-percent reserve amount (when applicable).

Restricted includes any Governor's Expenditure Restrictions which remained at the end of the fiscal year (when applicable).

**NOTES:**

---

**CORE RECONCILIATION**


---

**MO DEPT. OF TRANSPORTATION****SUPPORT TO MULTIMODAL TRANSFER****5. CORE RECONCILIATION**

	<b>Budget Class</b>	<b>FTE</b>	<b>GR</b>	<b>Federal</b>	<b>Other</b>	<b>Total</b>	<b>Explanation</b>
<b>TAFP AFTER VETOES</b>							
	TRF	0.00	0	167,000	911,134	1,078,134	
	<b>Total</b>	<b>0.00</b>	<b>0</b>	<b>167,000</b>	<b>911,134</b>	<b>1,078,134</b>	
<b>DEPARTMENT CORE REQUEST</b>							
	TRF	0.00	0	167,000	911,134	1,078,134	
	<b>Total</b>	<b>0.00</b>	<b>0</b>	<b>167,000</b>	<b>911,134</b>	<b>1,078,134</b>	
<b>GOVERNOR'S RECOMMENDED CORE</b>							
	TRF	0.00	0	167,000	911,134	1,078,134	
	<b>Total</b>	<b>0.00</b>	<b>0</b>	<b>167,000</b>	<b>911,134</b>	<b>1,078,134</b>	

**DECISION ITEM DETAIL**

Budget Unit	FY 2022	FY 2022	FY 2023	FY 2023	FY 2024	FY 2024	*****	*****
Decision Item	ACTUAL	ACTUAL	BUDGET	BUDGET	DEPT REQ	DEPT REQ	SECURED	SECURED
Budget Object Class	DOLLAR	FTE	DOLLAR	FTE	DOLLAR	FTE	COLUMN	COLUMN
<b>SUPPORT TO MULTIMODAL TRANSFER</b>								
<b>CORE</b>								
TRANSFERS OUT	255,584	0.00	1,078,134	0.00	1,078,134	0.00	0	0.00
<b>TOTAL - TRF</b>	<b>255,584</b>	<b>0.00</b>	<b>1,078,134</b>	<b>0.00</b>	<b>1,078,134</b>	<b>0.00</b>	<b>0</b>	<b>0.00</b>
<b>GRAND TOTAL</b>	<b>\$255,584</b>	<b>0.00</b>	<b>\$1,078,134</b>	<b>0.00</b>	<b>\$1,078,134</b>	<b>0.00</b>	<b>\$0</b>	<b>0.00</b>
GENERAL REVENUE	\$0	0.00	\$0	0.00	\$0	0.00		0.00
FEDERAL FUNDS	\$56,383	0.00	\$167,000	0.00	\$167,000	0.00		0.00
OTHER FUNDS	\$199,201	0.00	\$911,134	0.00	\$911,134	0.00		0.00

PROGRAM DESCRIPTION	
<b>Department of Transportation</b> <b>Program Name: Support to Multimodal Division</b> <b>Program is found in the following core budget(s): Support to Multimodal Division Transfer</b>	<b>HB Section(s): 4.480</b>
<div style="margin-bottom: 10px;"> <b>1a. What strategic priority does this program address?</b>            Stability - managing our assets, stabilizing resources and engaging our workforce and building a prosperous economy for all Missourians         </div> <div style="margin-bottom: 10px;"> <b>1b. What does this program do?</b>            The Support to Multimodal Division Transfer appropriations reimburse the State Road Fund for the use of MoDOT employees and equipment funded by the State Road Fund in providing support to the Multimodal Division as it carries out its transportation responsibilities in the areas of aviation, railroads, transit, freight and waterways. Transfers are accounting entries only and will allow the Multimodal Division to reimburse the State Road Fund from other non-highway funds without double counting expenditures.         </div> <div style="margin-bottom: 10px;"> <b>2a. Provide an activity measure(s) for the program.</b>            This appropriation is needed solely for accounting purposes.         </div> <div style="margin-bottom: 10px;"> <b>2b. Provide a measure(s) of the program's quality.</b>            This appropriation is needed solely for accounting purposes.         </div> <div style="margin-bottom: 10px;"> <b>2c. Provide a measure(s) of the program's impact.</b>            This appropriation is needed solely for accounting purposes.         </div> <div> <b>2d. Provide a measure(s) of the program's efficiency.</b>            This appropriation is needed solely for accounting purposes.         </div>	

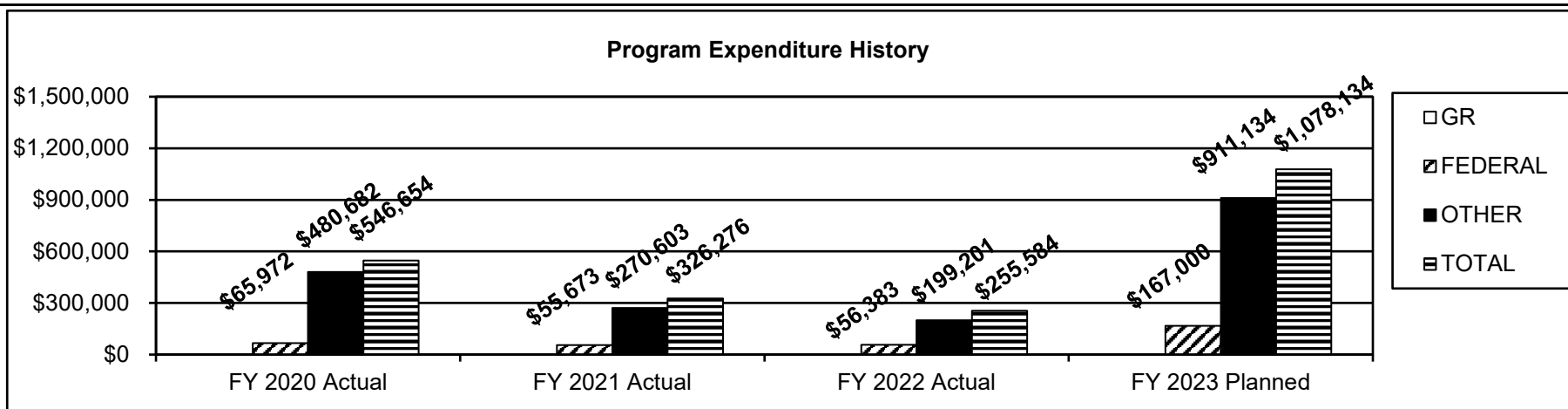
## PROGRAM DESCRIPTION

Department of Transportation

HB Section(s): 4.480

Program Name: Support to Multimodal Division

Program is found in the following core budget(s): Support to Multimodal Division Transfer



## 4. What are the sources of the "Other " funds?

Railroad Expense Fund (0659), State Transportation Fund (0675) and Aviation Trust Fund (0952)

## 5. What is the authorization for this program, i.e., federal or state statute, etc.? (Include the federal program number, if applicable.)

Article IV, Section 30(c), MO Constitution, Title 23 USC 130, Title 49 USC (various programs), 33.546, 226.225, 305.230 and 622.015, RSMo.

## 6. Are there federal matching requirements? If yes, please explain.

Depending on the program, administrative federal funds can require a match up to 20 percent of state funds.

## 7. Is this a federally mandated program? If yes, please explain.

No



**DECISION ITEM SUMMARY**

<b>Budget Unit</b>								
<b>Decision Item</b>	<b>FY 2022</b>	<b>FY 2022</b>	<b>FY 2023</b>	<b>FY 2023</b>	<b>FY 2024</b>	<b>FY 2024</b>	<b>*****</b>	<b>*****</b>
<b>Budget Object Summary</b>	<b>ACTUAL</b>	<b>ACTUAL</b>	<b>BUDGET</b>	<b>BUDGET</b>	<b>DEPT REQ</b>	<b>DEPT REQ</b>	<b>SECURED</b>	<b>SECURED</b>
<b>Fund</b>	<b>DOLLAR</b>	<b>FTE</b>	<b>DOLLAR</b>	<b>FTE</b>	<b>DOLLAR</b>	<b>FTE</b>	<b>COLUMN</b>	<b>COLUMN</b>
<b>MULTIMODAL REVOLVING LOAN</b>								
<b>CORE</b>								
PROGRAM-SPECIFIC								
STATE TRANSPORT ASSIST REVOLV	8,471	0.00	1,000,000	0.00	1,000,000	0.00	0	0.00
TOTAL - PD	8,471	0.00	1,000,000	0.00	1,000,000	0.00	0	0.00
<b>TOTAL</b>	<b>8,471</b>	<b>0.00</b>	<b>1,000,000</b>	<b>0.00</b>	<b>1,000,000</b>	<b>0.00</b>	<b>0</b>	<b>0.00</b>
<b>GRAND TOTAL</b>	<b>\$8,471</b>	<b>0.00</b>	<b>\$1,000,000</b>	<b>0.00</b>	<b>\$1,000,000</b>	<b>0.00</b>	<b>\$0</b>	<b>0.00</b>



*This page left blank intentionally.*

## CORE DECISION ITEM

Department of Transportation	Budget Unit: Multimodal Operations
Division: Multimodal Operations	
Core: Multimodal State Transportation Assistance Revolving Loan (STAR)	HB Section: 4.485

## 1. CORE FINANCIAL SUMMARY

FY 2024 Budget Request					FY 2024 Governor's Recommendation				
	GR	Federal	Other	Total		GR	Federal	Other	Total
PS	0	0	0	0	PS	0	0	0	0
EE	0	0	0	0	EE	0	0	0	0
PSD	0	0	1,000,000	1,000,000	PSD	0	0	0	0
TRF	0	0	0	0	TRF	0	0	0	0
Total	0	0	1,000,000	1,000,000	Total	0	0	0	0
FTE	0.00	0.00	0.00	0.00	FTE	0.00	0.00	0.00	0.00
HB 4	0	0	0	0	HB 4	0	0	0	0
HB 5	0	0	0	0	HB 5	0	0	0	0
Note: Fringes budgeted in House Bill 5 except for certain fringes budgeted directly to MoDOT, Highway Patrol, and Conservation.					Note: Fringes budgeted in House Bill 5 except for certain fringes budgeted directly to MoDOT, Highway Patrol, and Conservation.				
Other Funds: State Transportation Assistance Revolving Fund (0841)					Other Funds:				

## 2. CORE DESCRIPTION

This appropriation is for the continuation of the program that provides loans to transportation organizations for non-highway transportation infrastructure. These loans are made from the State Transportation Assistance Revolving (STAR) loan fund. The program provides loans for the following:

- The planning, acquisition, development and construction of facilities for air, water, rail or public transportation;
- The purchase of vehicles for transportation of elderly and disabled persons; or
- The purchase of rolling stock for transit purposes.

## 3. PROGRAM LISTING (list programs included in this core funding)

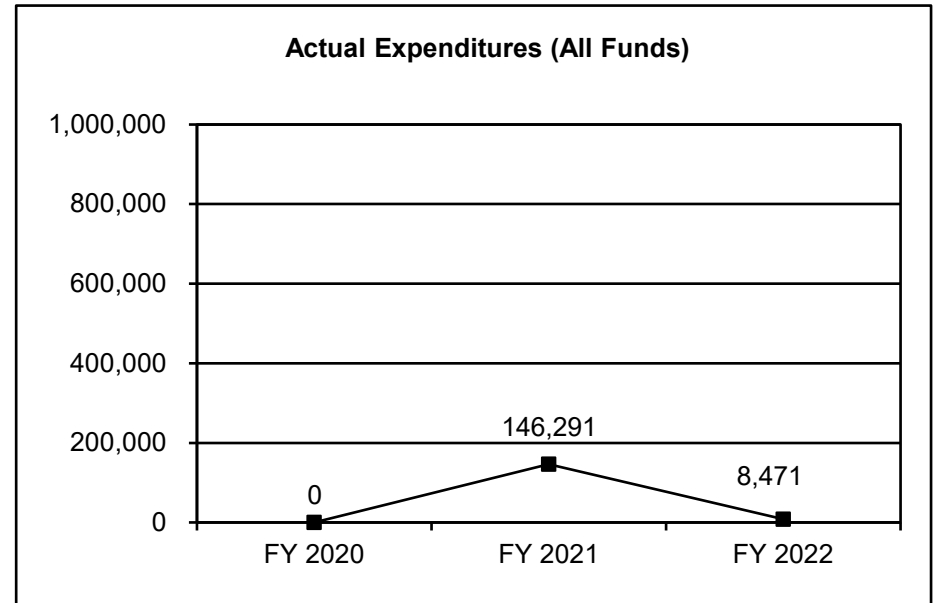
Current Outstanding STAR Loans							
Entity	Approval Date	Disbursement Date	Original Loan Amount	Actual Loan Amount Disbursed	Outstanding 06/30/2022	Term	Rate
City of Maryville	9/2/2015	4/15/2016	\$493,216	\$343,179	\$180,757	10 years	1.976%
City of Maryville	10/4/2017	11/15/2017	\$108,643	\$103,587	\$64,894	10 years	2.220%
City of Brookfield and City of Marceline	11/2/2016	8/31/2017	\$690,000	\$677,018	\$175,835	15 years	2.800%
City of Rolla	11/6/2019	9/8/2020	\$162,693	\$154,762	\$96,996	5 years	1.200%

## CORE DECISION ITEM

<b>Department of Transportation</b>	<b>Budget Unit: Multimodal Operations</b>
<b>Division: Multimodal Operations</b>	
<b>Core: Multimodal State Transportation Assistance Revolving Loan (STAR)</b>	<b>HB Section: 4.485</b>

**4. FINANCIAL HISTORY**

	<b>FY 2020 Actual</b>	<b>FY 2021 Actual</b>	<b>FY 2022 Actual</b>	<b>FY 2023 Current Yr.</b>
Appropriation (All Funds)	1,000,000	1,000,000	1,000,000	1,000,000
Less Reverted (All Funds)	0	0	0	N/A
Less Restricted (All Funds)*	0	0	0	N/A
Budget Authority (All Funds)	1,000,000	1,000,000	1,000,000	N/A
Actual Expenditures (All Funds)	0	146,291	8,471	N/A
Unexpended (All Funds)	1,000,000	853,709	991,529	N/A
Unexpended, by Fund:				
General Revenue	0	0	0	N/A
Federal	0	0	0	N/A
Other	1,000,000	853,709	991,529	N/A
	(1)	(1)	(1)	



\*Restricted amount is N/A

Reverted

Restricted includes any Governor's Expenditure Restrictions which remained at the end of the fiscal year (when applicable).

**NOTES:**

(1) Expenditures occur when borrowers draw down funds on approved loans for projects.

---

**CORE RECONCILIATION**


---

**MO DEPT. OF TRANSPORTATION**


---

**MULTIMODAL REVOLVING LOAN**


---



---

**5. CORE RECONCILIATION**


---

	Budget Class	FTE	GR	Federal	Other	Total	Explanation
<b>TAFP AFTER VETOES</b>							
	PD	0.00	0	0	1,000,000	1,000,000	
	<b>Total</b>	<b>0.00</b>	<b>0</b>	<b>0</b>	<b>1,000,000</b>	<b>1,000,000</b>	
<b>DEPARTMENT CORE REQUEST</b>							
	PD	0.00	0	0	1,000,000	1,000,000	
	<b>Total</b>	<b>0.00</b>	<b>0</b>	<b>0</b>	<b>1,000,000</b>	<b>1,000,000</b>	
<b>GOVERNOR'S RECOMMENDED CORE</b>							
	PD	0.00	0	0	1,000,000	1,000,000	
	<b>Total</b>	<b>0.00</b>	<b>0</b>	<b>0</b>	<b>1,000,000</b>	<b>1,000,000</b>	

**DECISION ITEM DETAIL**

Budget Unit	FY 2022	FY 2022	FY 2023	FY 2023	FY 2024	FY 2024	*****	*****
Decision Item	ACTUAL	ACTUAL	BUDGET	BUDGET	DEPT REQ	DEPT REQ	SECURED	SECURED
Budget Object Class	DOLLAR	FTE	DOLLAR	FTE	DOLLAR	FTE	COLUMN	COLUMN
<b>MULTIMODAL REVOLVING LOAN</b>								
<b>CORE</b>								
PROGRAM DISTRIBUTIONS	8,471	0.00	1,000,000	0.00	1,000,000	0.00	0	0.00
<b>TOTAL - PD</b>	<b>8,471</b>	<b>0.00</b>	<b>1,000,000</b>	<b>0.00</b>	<b>1,000,000</b>	<b>0.00</b>	<b>0</b>	<b>0.00</b>
<b>GRAND TOTAL</b>	<b>\$8,471</b>	<b>0.00</b>	<b>\$1,000,000</b>	<b>0.00</b>	<b>\$1,000,000</b>	<b>0.00</b>	<b>\$0</b>	<b>0.00</b>
GENERAL REVENUE	\$0	0.00	\$0	0.00	\$0	0.00		0.00
FEDERAL FUNDS	\$0	0.00	\$0	0.00	\$0	0.00		0.00
OTHER FUNDS	\$8,471	0.00	\$1,000,000	0.00	\$1,000,000	0.00		0.00

## PROGRAM DESCRIPTION

Department of Transportation

HB Section(s): 4.485

Program Name: Multimodal State Transportation Assistance Revolving (STAR) Loan

Program is found in the following core budget(s): Multimodal State Transportation Assistance Revolving (STAR) Loan


**1a. What strategic priority does this program address?**

Service - providing outstanding customer service, delivering efficient and innovative transportation projects and operating a reliable transportation system

**1b. What does this program do?**

This program provides loans to transportation organizations for non-highway transportation infrastructure. These loans are made from the State Transportation Assistance Revolving (STAR) loan fund. The program provides loans for the following:

- The planning, acquisition, development and construction of facilities for air, water, rail or public transportation;
- The purchase of vehicles for transportation of elderly and disabled persons; or
- The purchase of rolling stock for transit purposes.

**2a. Provide an activity measure(s) for the program.**

The 2023 projection for number of loans approved is based on the number of loans MoDOT anticipates approving in fiscal year 2023. The 2024 projection for number of loans approved was established by averaging the last three years of approved loans. The 2023 and 2024 projections for number of loans outstanding are based on the number of current loans expected to be outstanding in that year plus the projected number of loans approved in that fiscal year.

## PROGRAM DESCRIPTION

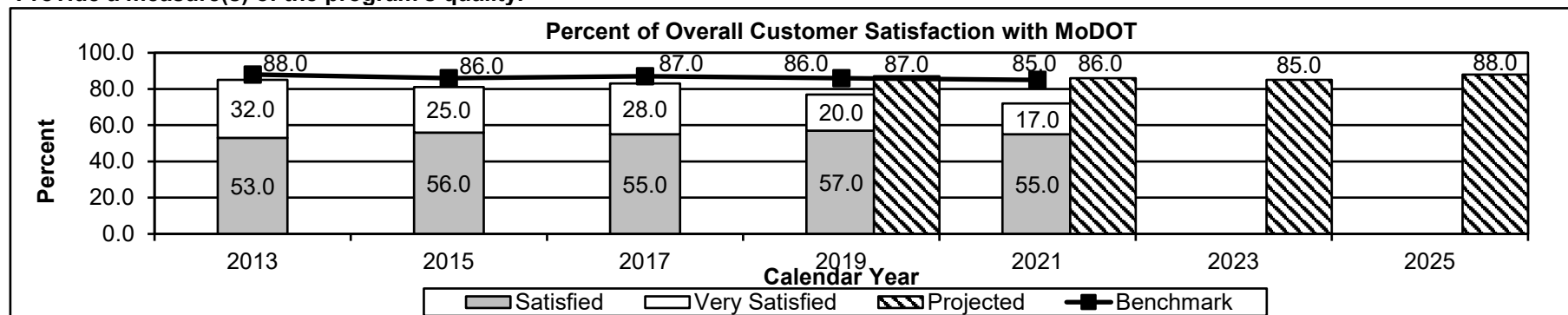
Department of Transportation

HB Section(s): 4.485

Program Name: Multimodal State Transportation Assistance Revolving (STAR) Loan

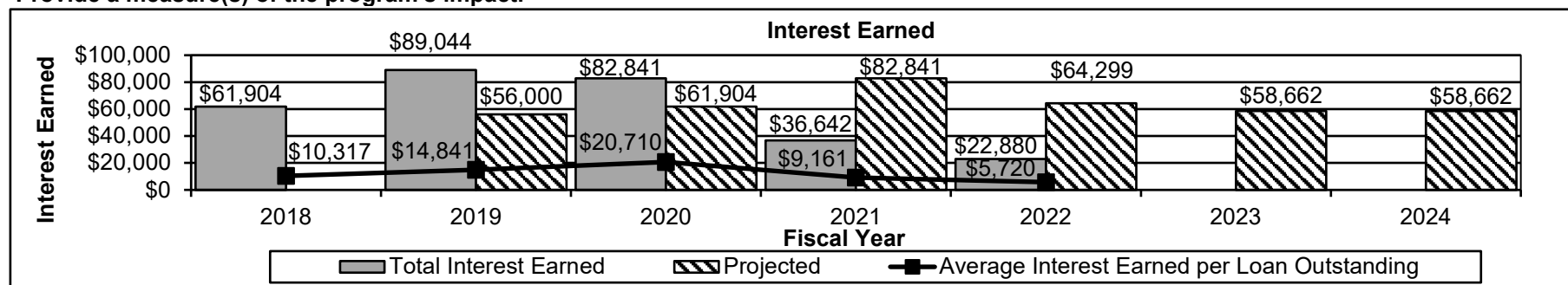
Program is found in the following core budget(s): Multimodal State Transportation Assistance Revolving (STAR) Loan

## 2b. Provide a measure(s) of the program's quality.



Data is collected through biennial survey conducted by a consultant. Historically, this has been a telephone survey of approximately 3,500 adult Missourians; however, new for 2021, the survey offered both a phone and text option to approximately 7,500 randomly selected adult Missourians. "How satisfied are you with the job the Missouri Department of Transportation is doing?" was the question surveyed. The benchmark data is from the American Customer Satisfaction Index, a national cross-industry measure of customer satisfaction in the United States. The 2023 projection is equal to the 2021 benchmark score of 85 percent. The 2025 projection was established by projecting a three percent improvement from the benchmark. No survey was conducted in calendar years 2014, 2016, 2018, 2020 and 2022.

## 2c. Provide a measure(s) of the program's impact.



The high earnings for fiscal years 2019 and 2020 is due to higher interest rates. The low earnings for fiscal years 2021 and 2022 is due to lower interest rates. The 2023 and 2024 projections are based on the average of the past five years of data.

## PROGRAM DESCRIPTION


Department of Transportation

HB Section(s): 4.485

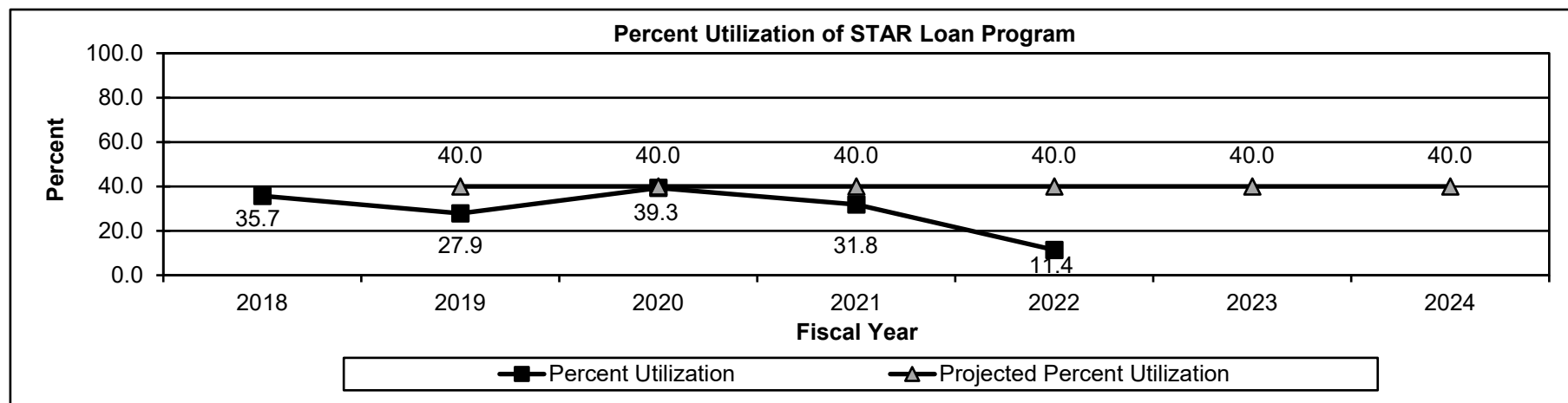
Program Name: Multimodal State Transportation Assistance Revolving (STAR) Loan

Program is found in the following core budget(s): Multimodal State Transportation Assistance Revolving (STAR) Loan

2d. Provide a measure(s) of the program's efficiency.



The 2023 and 2024 projections for total assets are based on the total assets in 2022. The 2023 and 2024 projections for assets available for loans are based on the department's goal of 40 percent utilization.



The 2023 and 2024 projections are based on the department's desired goal of 40 percent utilization.



## PROGRAM DESCRIPTION

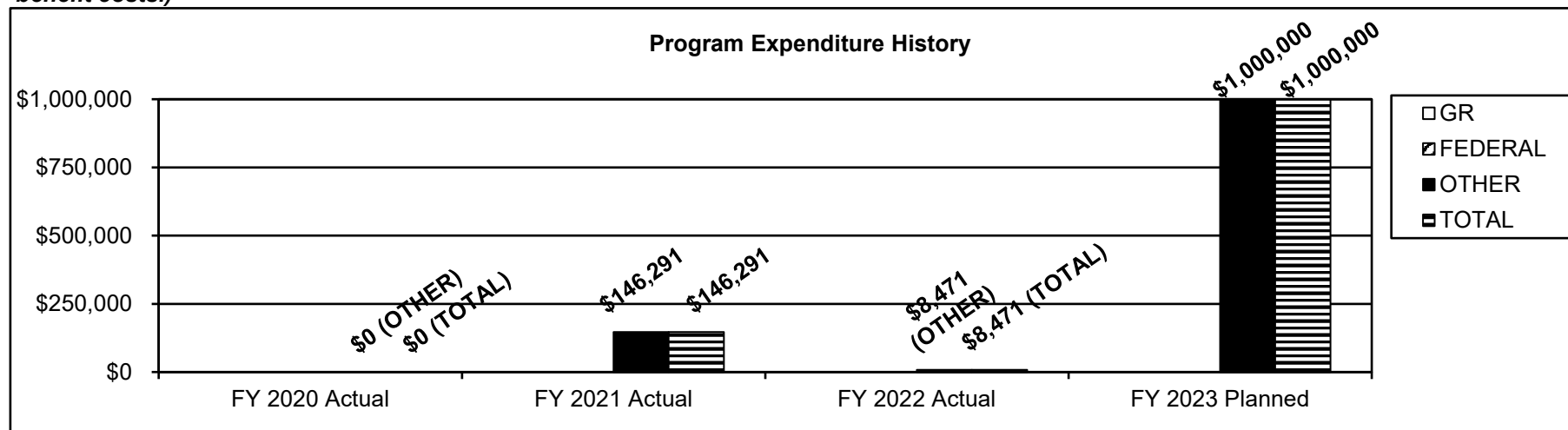
Department of Transportation

HB Section(s): 4.485

Program Name: Multimodal State Transportation Assistance Revolving (STAR) Loan

Program is found in the following core budget(s): Multimodal State Transportation Assistance Revolving (STAR) Loan

3. Provide actual expenditures for the prior three fiscal years and planned expenditures for the current fiscal year. (Note: Amounts do not include fringe benefit costs.)



4. What are the sources of the "Other " funds?  
State Transportation Assistance Revolving Fund (0841)
5. What is the authorization for this program, i.e., federal or state statute, etc.? (Include the federal program number, if applicable.)  
Article IV, Section 30(c), MO Constitution and 226.191, RSMo.
6. Are there federal matching requirements? If yes, please explain.  
No
7. Is this a federally mandated program? If yes, please explain.  
No



**DECISION ITEM SUMMARY**

Budget Unit								
Decision Item	FY 2022	FY 2022	FY 2023	FY 2023	FY 2024	FY 2024	*****	*****
Budget Object Summary	ACTUAL	ACTUAL	BUDGET	BUDGET	DEPT REQ	DEPT REQ	SECURED	SECURED
Fund	DOLLAR	FTE	DOLLAR	FTE	DOLLAR	FTE	COLUMN	COLUMN
<b>TRANSIT FUNDS FOR STATE</b>								
<b>CORE</b>								
PROGRAM-SPECIFIC								
GENERAL REVENUE	0	0.00	7,000,000	0.00	0	0.00	0	0.00
STATE TRANSPORTATION FUND	1,710,875	0.00	1,710,875	0.00	1,710,875	0.00	0	0.00
TOTAL - PD	1,710,875	0.00	8,710,875	0.00	1,710,875	0.00	0	0.00
<b>TOTAL</b>	<b>1,710,875</b>	<b>0.00</b>	<b>8,710,875</b>	<b>0.00</b>	<b>1,710,875</b>	<b>0.00</b>	<b>0</b>	<b>0.00</b>
<b>State Transit Assistance NDI - 1605021</b>								
PROGRAM-SPECIFIC								
GENERAL REVENUE	0	0.00	0	0.00	15,450,000	0.00	0	0.00
TOTAL - PD	0	0.00	0	0.00	15,450,000	0.00	0	0.00
<b>TOTAL</b>	<b>0</b>	<b>0.00</b>	<b>0</b>	<b>0.00</b>	<b>15,450,000</b>	<b>0.00</b>	<b>0</b>	<b>0.00</b>
<b>GRAND TOTAL</b>	<b>\$1,710,875</b>	<b>0.00</b>	<b>\$8,710,875</b>	<b>0.00</b>	<b>\$17,160,875</b>	<b>0.00</b>	<b>\$0</b>	<b>0.00</b>

*This page left blank intentionally.*

## CORE DECISION ITEM

Department of Transportation					Budget Unit: <u>Multimodal Operations</u>				
Division: Multimodal Operations									
Core: Transit Funds for State					HB Section: <u>4.490</u>				
1. CORE FINANCIAL SUMMARY									
FY 2024 Budget Request					FY 2024 Governor's Recommendation				
	GR	Federal	Other	Total		GR	Federal	Other	Total
PS	0	0	0	0	PS	0	0	0	0
EE	0	0	0	0	EE	0	0	0	0
PSD	0	0	1,710,875	1,710,875	PSD	0	0	0	0
TRF	0	0	0	0	TRF	0	0	0	0
Total	0	0	1,710,875	1,710,875	Total	0	0	0	0
FTE	0.00	0.00	0.00	0.00	FTE	0.00	0.00	0.00	0.00
HB 4	0	0	0	0	HB 4	0	0	0	0
HB 5	0	0	0	0	HB 5	0	0	0	0
Note: Fringes budgeted in House Bill 5 except for certain fringes budgeted directly to MoDOT, Highway Patrol, and Conservation.					Note: Fringes budgeted in House Bill 5 except for certain fringes budgeted directly to MoDOT, Highway Patrol, and Conservation.				
Other Funds: State Transportation Fund (0675)					Other Funds:				
2. CORE DESCRIPTION									
This state funded program provides operating assistance to 34 public transportation providers. Passenger fares cover less than 20 percent of the direct operating cost to provide transit mobility services. Actual allocation amounts will be dependent on the total number of grant applications received as well as any new qualified applicants that might enter the program for the first time in fiscal year 2024. The funding helps maintain some level of assistance to the public transportation providers in Missouri.									
3. PROGRAM LISTING (list programs included in this core funding)									
Once the applications are received, grants will be awarded according to the specified criteria in 7 CSR 10-7.030. The program listing below shows the allocations for fiscal year 2022. The program listing for 2023 will not be available until fall of 2023.									
Public Transit Provider		STF	GR	Total Amount	Public Transit Provider		STF	GR	Total Amount
Bi-State Metro (St. Louis)		\$748,463	\$0	\$748,463	Cape Girard. Co. Tran. Auth.		\$9,271	\$0	\$9,271
City of St. Charles		\$7,886	\$0	\$7,886	City of Columbia		\$29,126	\$0	\$29,126
City of Independence		\$16,504	\$0	\$16,504	City of Jefferson		\$11,018	\$0	\$11,018
KCATA (Kansas City)		\$310,478	\$0	\$310,478	City of Joplin		\$11,624	\$0	\$11,624
Loop Trolley		\$6,821	\$0	\$6,821	City of St. Joseph		\$23,399	\$0	\$23,399
Kansas City Streetcar		\$63,142	\$0	\$63,142	SEMO State Univ. Transit		\$5,241	\$0	\$5,241
Springfield (City Utilities)		\$40,183	\$0	\$40,183	Sub-Total Small Urban		\$89,679	\$0	\$89,679
Sub-Total Large Metro Areas		\$1,193,477	\$0	\$1,193,477					

## CORE DECISION ITEM

<b>Department of Transportation</b>		<b>Budget Unit: <u>Multimodal Operations</u></b>	
<b>Division: Multimodal Operations</b>			
<b>Core: Transit Funds for State</b>		<b>HB Section: <u>4.490</u></b>	
<b>Public Transportation Provider</b>	<b>STF</b>	<b>GR</b>	<b>Total Amount</b>
Cape Girardeau County Transit Authority (rural)	\$7,691	\$0	\$7,691
City of Bloomfield	\$882	\$0	\$882
City of Carthage	\$1,964	\$0	\$1,964
City of Clinton	\$1,901	\$0	\$1,901
City of Eldorado Springs	\$1,438	\$0	\$1,438
City of Excelsior Springs	\$2,002	\$0	\$2,002
City of Houston	\$1,233	\$0	\$1,233
City of Lamar	\$1,702	\$0	\$1,702
City of Mt. Vernon	\$1,396	\$0	\$1,396
City of Nevada	\$1,362	\$0	\$1,362
City of New Madrid	\$1,281	\$0	\$1,281
City of West Plains	\$2,255	\$0	\$2,255
Dunklin County Transit Service, Inc.	\$4,510	\$0	\$4,510
Licking Bridge Builders	\$1,006	\$0	\$1,006
Macon Area Chamber of Commerce	\$985	\$0	\$985
Mississippi County Transit System	\$2,768	\$0	\$2,768
OATS, Inc.	\$312,952	\$0	\$312,952
Ray County Transportation	\$6,899	\$0	\$6,899
Ripley County Transit	\$2,889	\$0	\$2,889
Scott County Transportation System	\$2,535	\$0	\$2,535
SERVE	\$6,298	\$0	\$6,298
SMTS, Inc.	\$61,770	\$0	\$61,770
Sub-Total Rural Transit	\$427,719	\$0	\$427,719
<b>Total</b>	<b>\$1,710,875</b>	<b>\$0</b>	<b>\$1,710,875</b>

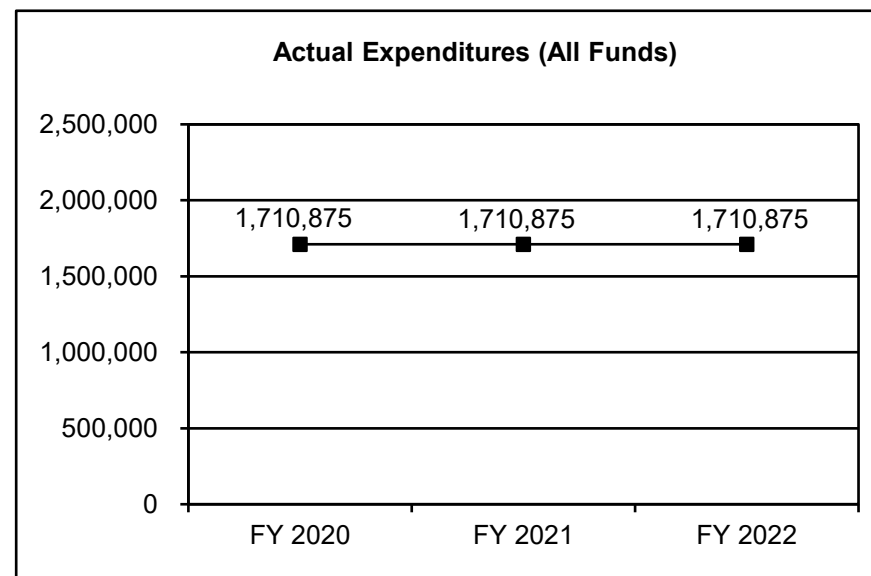
## CORE DECISION ITEM

<b>Department of Transportation</b>	<b>Budget Unit: <u>Multimodal Operations</u></b>
<b>Division: Multimodal Operations</b>	
<b>Core: Transit Funds for State</b>	<b>HB Section: <u>4.490</u></b>

**4. FINANCIAL HISTORY**

	<b>FY 2020 Actual</b>	<b>FY 2021 Actual</b>	<b>FY 2022 Actual</b>	<b>FY 2023 Current Yr.</b>
Appropriation (All Funds)	1,710,875	1,710,875	1,710,875	8,710,875
Less Reverted (All Funds)	0	0	0	(\$210,000)
Less Restricted (All Funds)*	0	0	0	N/A
Budget Authority (All Funds)	1,710,875	1,710,875	1,710,875	N/A
Actual Expenditures (All Funds)	1,710,875	1,710,875	1,710,875	N/A
Unexpended (All Funds)	0	0	0	N/A
Unexpended, by Fund:				
General Revenue	0	0	0	N/A
Federal	0	0	0	N/A
Other	0	0	0	N/A

(1)



\*Restricted amount is as of 7/1/22

Reverted includes the statutory three percent reserve amount (when applicable).

Restricted includes any Governor's Expenditure Restrictions which remained at the end of the fiscal year (when applicable).

**NOTES:****(1) Fiscal year 2023 includes a one time appropriation increase of \$7.0 million in general revenue funding.**

---

**CORE RECONCILIATION**


---

**MO DEPT. OF TRANSPORTATION****TRANSIT FUNDS FOR STATE**


---

**5. CORE RECONCILIATION**


---

		Budget Class	FTE	GR	Federal	Other	Total	Explanation
<b>TAFP AFTER VETOES</b>								
	PD		0.00	7,000,000	0	1,710,875	8,710,875	
	<b>Total</b>		<b>0.00</b>	<b>7,000,000</b>	<b>0</b>	<b>1,710,875</b>	<b>8,710,875</b>	
<b>DEPARTMENT CORE ADJUSTMENTS</b>								
1x Expenditures	[#646]	PD	0.00	(7,000,000)	0	0	(7,000,000)	Transit Funds for State reduction for one-time appropriation authority
<b>NET DEPARTMENT CHANGES</b>			<b>0.00</b>	<b>(7,000,000)</b>	<b>0</b>	<b>0</b>	<b>(7,000,000)</b>	
<b>DEPARTMENT CORE REQUEST</b>								
	PD		0.00	0	0	1,710,875	1,710,875	
	<b>Total</b>		<b>0.00</b>	<b>0</b>	<b>0</b>	<b>1,710,875</b>	<b>1,710,875</b>	
<b>GOVERNOR'S RECOMMENDED CORE</b>								
	PD		0.00	0	0	1,710,875	1,710,875	
	<b>Total</b>		<b>0.00</b>	<b>0</b>	<b>0</b>	<b>1,710,875</b>	<b>1,710,875</b>	



**DECISION ITEM DETAIL**

Budget Unit	FY 2022	FY 2022	FY 2023	FY 2023	FY 2024	FY 2024	*****	*****
Decision Item	ACTUAL	ACTUAL	BUDGET	BUDGET	DEPT REQ	DEPT REQ	SECURED	SECURED
Budget Object Class	DOLLAR	FTE	DOLLAR	FTE	DOLLAR	FTE	COLUMN	COLUMN
<b>TRANSIT FUNDS FOR STATE</b>								
<b>CORE</b>								
PROGRAM DISTRIBUTIONS	1,710,875	0.00	8,710,875	0.00	1,710,875	0.00	0	0.00
<b>TOTAL - PD</b>	<b>1,710,875</b>	<b>0.00</b>	<b>8,710,875</b>	<b>0.00</b>	<b>1,710,875</b>	<b>0.00</b>	<b>0</b>	<b>0.00</b>
<b>GRAND TOTAL</b>	<b>\$1,710,875</b>	<b>0.00</b>	<b>\$8,710,875</b>	<b>0.00</b>	<b>\$1,710,875</b>	<b>0.00</b>	<b>\$0</b>	<b>0.00</b>
GENERAL REVENUE	\$0	0.00	\$7,000,000	0.00	\$0	0.00		0.00
FEDERAL FUNDS	\$0	0.00	\$0	0.00	\$0	0.00		0.00
OTHER FUNDS	\$1,710,875	0.00	\$1,710,875	0.00	\$1,710,875	0.00		0.00

## PROGRAM DESCRIPTION

Department of Transportation

HB Section(s): 4.490

Program Name: Transit Funds for State

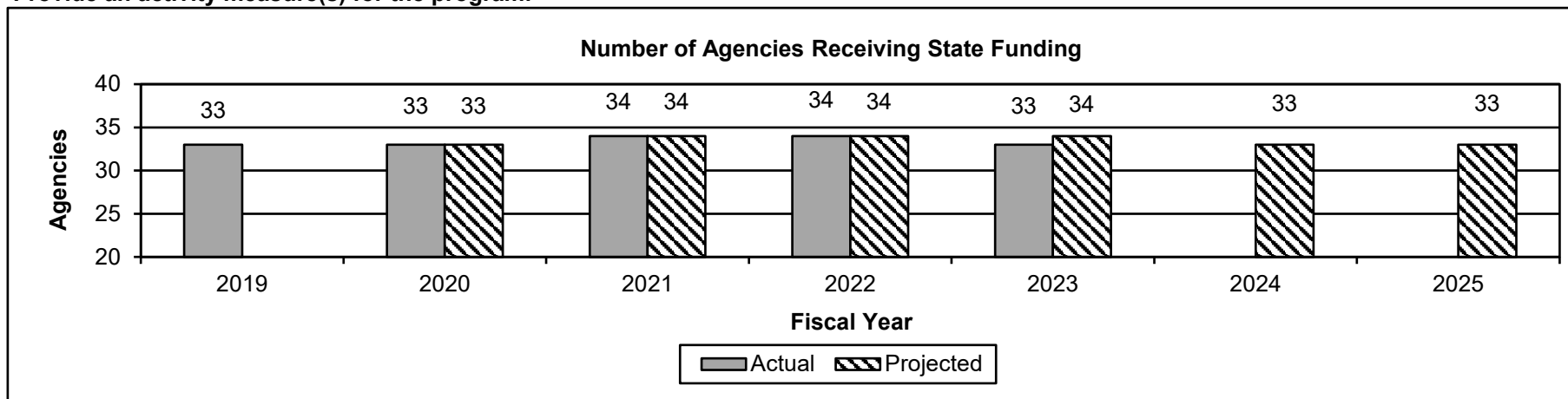
Program is found in the following core budget(s): Transit Funds for State

**1a. What strategic priority does this program address?**

Service - providing outstanding customer service, delivering efficient and innovative transportation projects and operating a reliable transportation system

**1b. What does this program do?**

This state funded program provides operating assistance to 34 public transportation providers. Passenger fares cover less than 20 percent of the direct operating cost to provide transit mobility services. Actual allocation amounts will be dependent on the total number of grant applications received as well as any new qualified applicants that might enter the program for the first time in fiscal year 2024. The funding helps maintain some level of assistance to the public transportation providers in Missouri.

**2a. Provide an activity measure(s) for the program.**

## PROGRAM DESCRIPTION

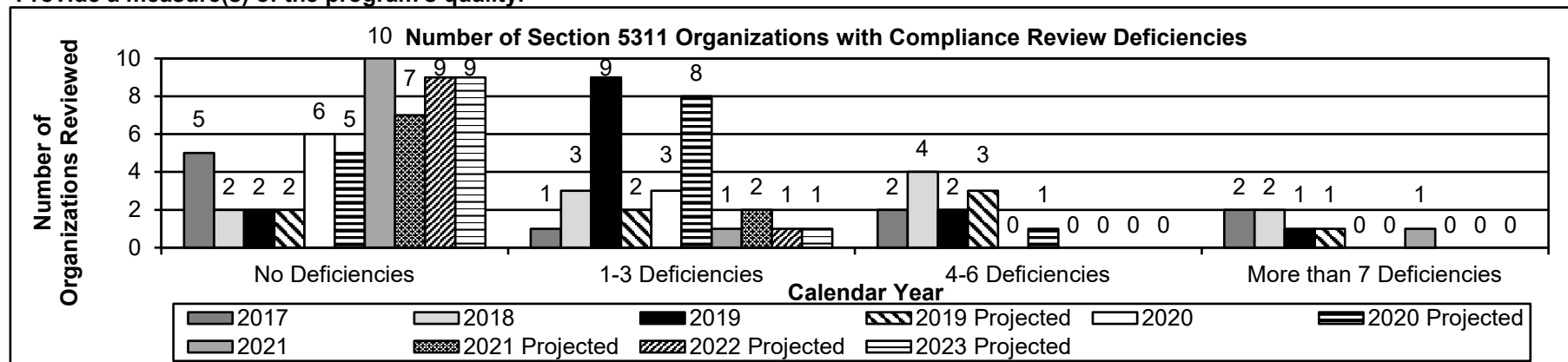
Department of Transportation

HB Section(s): 4.490

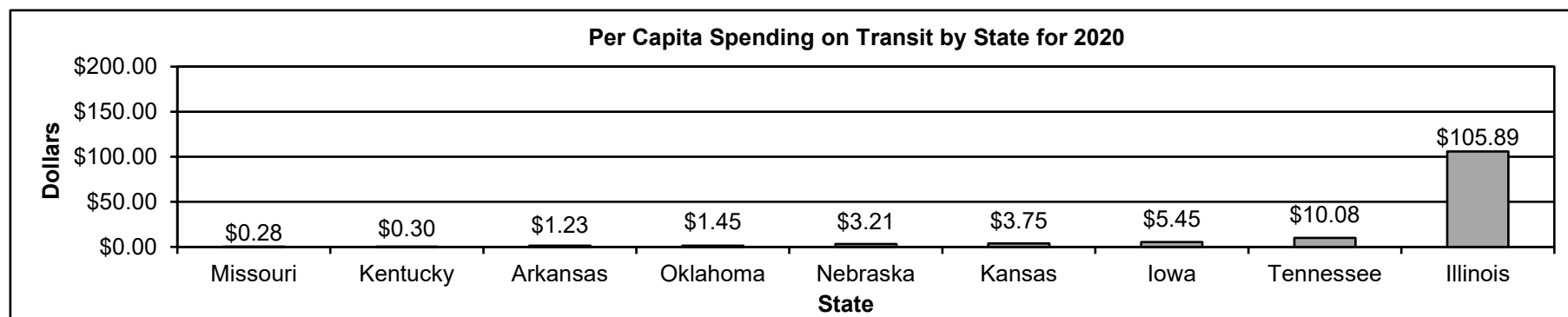
Program Name: Transit Funds for State

Program is found in the following core budget(s): Transit Funds for State

## 2b. Provide a measure(s) of the program's quality.



A deficiency is a violation of a Federal Transit Administration (FTA) or state requirement, which requires corrective action by a pre-determined date in order to maintain eligibility for transit funding programs. The 2022 and 2023 projections are based off an approximate 10 percent reduction from the prior year of deficiencies in any category greater than no deficiencies.



Per capita spending was calculated by dividing the state's transit funding by the state's population. Data is obtained through the American Association of State Highway and Transportation Officials (AASHTO) Survey for State Funding for Public Transportation published in June of 2022.

## PROGRAM DESCRIPTION

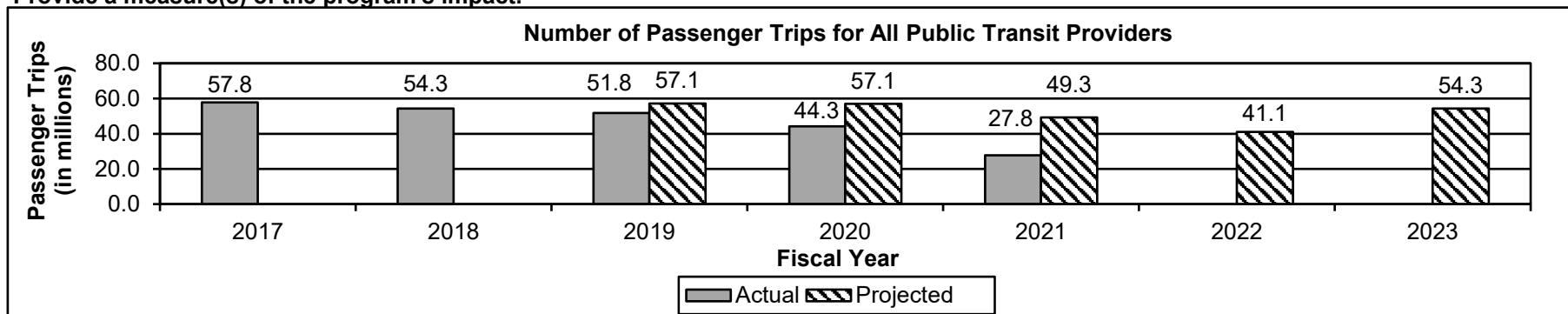
Department of Transportation

HB Section(s): 4.490

Program Name: Transit Funds for State

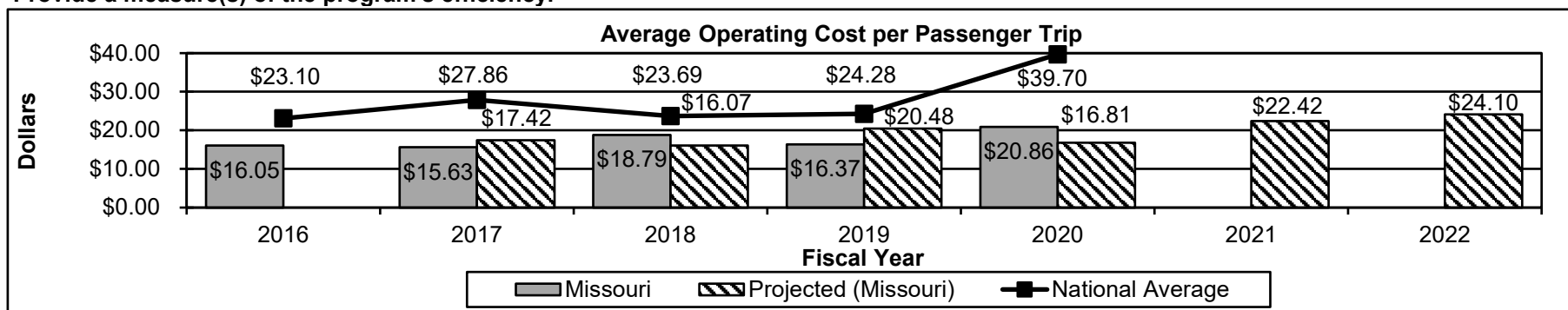
Program is found in the following core budget(s): Transit Funds for State

## 2c. Provide a measure(s) of the program's impact.



This graph includes transit passenger trips from all transit programs and not just this program. Passenger trips are counted based upon the number of stops. For example: if a person rides a bus to the doctor's office, the grocery store and home, the number of trips would be three. In 2019, Amtrak ridership declined significantly due to flooding. In 2020 and 2021, Amtrak ridership declined significantly due to the COVID-19 pandemic. Fiscal year 2022 data was not available at time of publication and will be released in fall of 2022. The 2022 and 2023 projections are based on ridership returning to the number of passenger trips in 2018.

## 2d. Provide a measure(s) of the program's efficiency.



Passenger trips are counted based upon the number of stops. For example: if a person rides a bus to the doctor's office, the grocery store and home, the number of trips would be three. This data is from the National Transit Database administered by the Federal Transit Administration and data for 2021 will not be available until fall of 2022. The fiscal year 2021 and 2022 projections are based on average growth from 2016 to 2020.

## PROGRAM DESCRIPTION

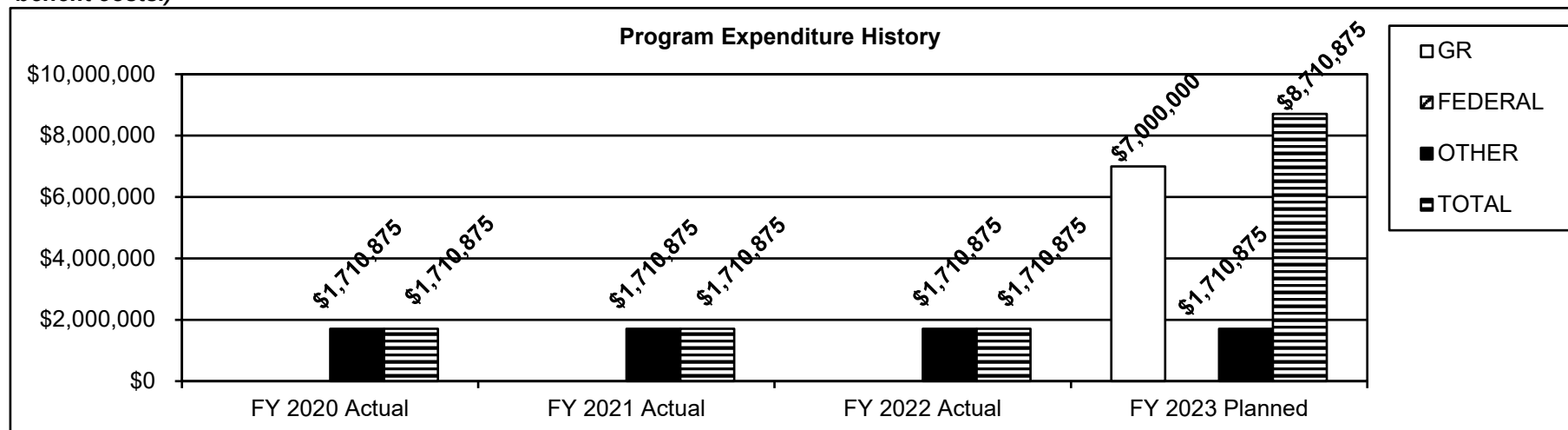
Department of Transportation

HB Section(s): 4.490

Program Name: Transit Funds for State

Program is found in the following core budget(s): Transit Funds for State

3. Provide actual expenditures for the prior three fiscal years and planned expenditures for the current fiscal year. (Note: Amounts do not include fringe benefit costs.)



4. What are the sources of the "Other " funds?  
State Transportation Fund (0675)
5. What is the authorization for this program, i.e., federal or state statute, etc.? (Include the federal program number, if applicable.)  
Article IV, Section 30(c), MO Constitution, 226.195 and 226.225, RSMo.
6. Are there federal matching requirements? If yes, please explain.  
No
7. Is this a federally mandated program? If yes, please explain.  
No

*This page left blank intentionally.*



**NEW DECISION ITEM**  
**RANK: 17 OF 28**

<b>Department of Transportation</b>	<b>Budget Unit: Multimodal Operations</b>
<b>Division: Multimodal Operations</b>	
<b>DI Name: Transit Funds for State Expansion</b>	<b>DI# 1605021</b>
	<b>HB Section: 4.490</b>

**1. AMOUNT OF REQUEST**

	FY 2024 Budget Request			
	GR	Federal	Other	Total
<b>PS</b>	0	0	0	0
<b>EE</b>	0	0	0	0
<b>PSD</b>	15,450,000	0	0	15,450,000
<b>TRF</b>	0	0	0	0
<b>Total</b>	<b>15,450,000</b>	<b>0</b>	<b>0</b>	<b>15,450,000</b>
<b>FTE</b>	<b>0.00</b>	<b>0.00</b>	<b>0.00</b>	<b>0.00</b>

<b>HB 4</b>	0	0	0	0
<b>HB 5</b>	0	0	0	0

*Note: Fringes budgeted in House Bill 5 except for certain fringes budgeted directly to MoDOT, Highway Patrol, and Conservation.*

Other Funds:

	FY 2024 Governor's Recommendation			
	GR	Federal	Other	Total
<b>PS</b>	0	0	0	0
<b>EE</b>	0	0	0	0
<b>PSD</b>	0	0	0	0
<b>TRF</b>	0	0	0	0
<b>Total</b>	<b>0</b>	<b>0</b>	<b>0</b>	<b>0</b>
<b>FTE</b>	<b>0.00</b>	<b>0.00</b>	<b>0.00</b>	<b>0.00</b>

<b>HB 4</b>	0	0	0	0
<b>HB 5</b>	0	0	0	0

*Note: Fringes budgeted in House Bill 5 except for certain fringes budgeted directly to MoDOT, Highway Patrol, and Conservation.*

Other Funds:

**2. THIS REQUEST CAN BE CATEGORIZED AS:**

<input type="checkbox"/> New Legislation	<input type="checkbox"/> New Program	<input type="checkbox"/> Fund Switch
<input type="checkbox"/> Federal Mandate	<input checked="" type="checkbox"/> Program Expansion	<input type="checkbox"/> Cost to Continue
<input type="checkbox"/> GR Pick-Up	<input type="checkbox"/> Space Request	<input type="checkbox"/> Equipment Replacement
<input type="checkbox"/> Pay Plan	<input type="checkbox"/> Other: _____	

**3. WHY IS THIS FUNDING NEEDED? PROVIDE AN EXPLANATION FOR ITEMS CHECKED IN #2. INCLUDE THE FEDERAL OR STATE STATUTORY OR CONSTITUTIONAL AUTHORIZATION FOR THIS PROGRAM.**

This expansion item is requested to help defray operating and capital costs for public transportation providers. The Missouri State Transit Assistance program is one of the smallest state programs nationally. These funds have been used for operating assistance to help subsidize transit operating deficits for public transit agencies throughout the state. The funds are also eligible for capital expenditures such as buses and bus facilities (for example bus administrative and maintenance facilities, passenger shelters, etc.). Additional funding may help facilitate capital items, consistent with Transit Asset Management (TAM) plan goals and objectives. The \$7.0 million appropriation from fiscal year 2023 was one-time funding.



## NEW DECISION ITEM

RANK: 17 OF 28

<b>Department of Transportation</b>			<b>Budget Unit: Multimodal Operations</b>		
<b>Division: Multimodal Operations</b>					
<b>DI Name: Transit Funds for State Expansion</b>		<b>DI# 1605021</b>	<b>HB Section: 4.490</b>		

**4. DESCRIBE THE DETAILED ASSUMPTIONS USED TO DERIVE THE SPECIFIC REQUESTED AMOUNT. (How did you determine that the requested number of FTE were appropriate? From what source or standard did you derive the requested levels of funding? Were alternatives such as outsourcing or automation considered? If based on new legislation, does request tie to TAFP fiscal note? If not, explain why. Detail which portions of the request are one-times and how those amounts were calculated.)**

Operating assistance for the public transportation providers within the state of Missouri is significantly underfunded. MoDOT has seen an increase in state transit operating assistance requests through the provider application process. If appropriated, this \$15.5 million increase will be passed on to local public transit agencies to help defray operating costs.

**5. BREAK DOWN THE REQUEST BY BUDGET OBJECT CLASS, JOB CLASS, AND FUND SOURCE. IDENTIFY ONE-TIME COSTS.**

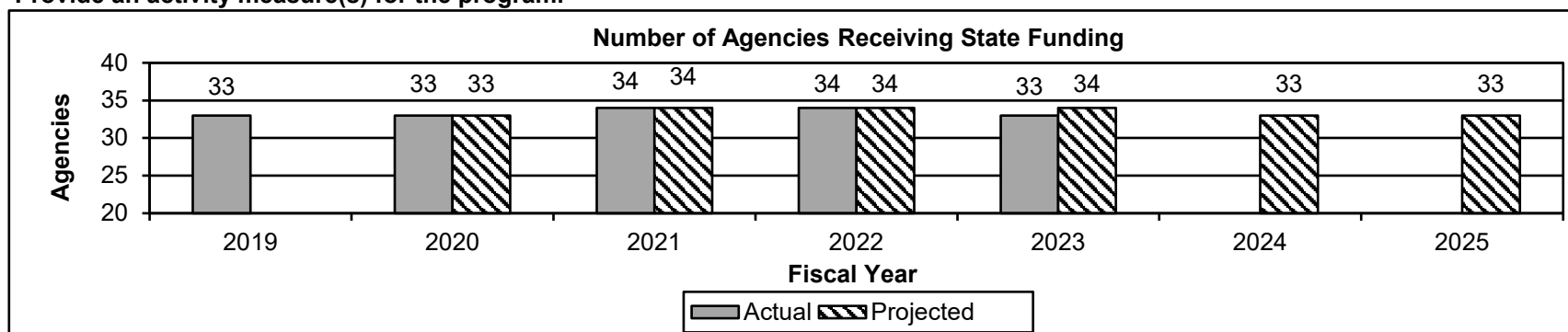
Budget Object Class/Job Class	Dept Req GR DOLLARS	Dept Req GR FTE	Dept Req FED DOLLARS	Dept Req FED FTE	Dept Req OTHER DOLLARS	Dept Req OTHER FTE	Dept Req TOTAL DOLLARS	Dept Req TOTAL FTE	Dept Req One-Time DOLLARS
							0	0.0	
							0	0.0	
<b>Total PS</b>	0	0.0	0	0.0	0	0.0	0	0.0	0
							0		
							0		
<b>Total EE</b>	0		0		0		0		0
Program Distributions (800)	15,450,000						15,450,000		
<b>Total PSD</b>	15,450,000		0		0		15,450,000		0
Transfers									
<b>Total TRF</b>	0		0		0		0		0
<b>Grand Total</b>	15,450,000	0.0	0	0.0	0	0.0	15,450,000	0.0	0

NEW DECISION ITEM  
RANK: 17 OF 28

<b>Department of Transportation</b>	<b>Budget Unit: Multimodal Operations</b>
<b>Division: Multimodal Operations</b>	
<b>DI Name: Transit Funds for State Expansion</b>	<b>DI# 1605021</b>
	<b>HB Section: 4.490</b>

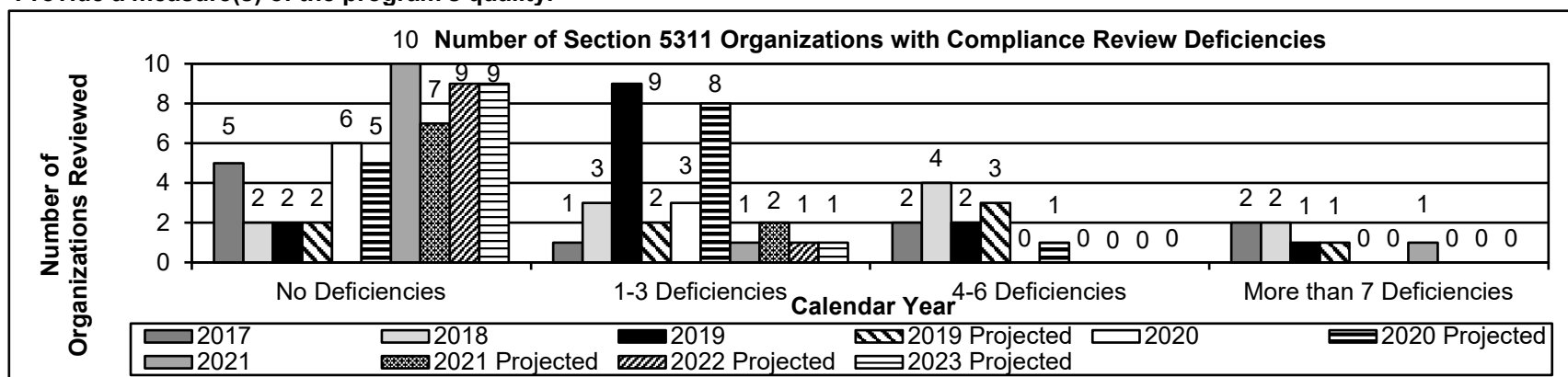
**6. PERFORMANCE MEASURES (If new decision item has an associated core, separately identify projected performance with & without additional funding.)**

**6a. Provide an activity measure(s) for the program.**



The 2024 and 2025 projections are based on the number of agencies receiving funding currently in 2023 and would not be impacted by additional funding.

**6b. Provide a measure(s) of the program's quality.**



A deficiency is a violation of a Federal Transit Administration (FTA) or state requirement, which requires corrective action by a pre-determined date in order to maintain eligibility for transit funding programs. The 2022 and 2023 projections are based off an approximate 10 percent reduction from the prior year of deficiencies in any category greater than no deficiencies.


## NEW DECISION ITEM

RANK: 17 OF 28

Department of Transportation

Budget Unit: Multimodal OperationsDivision: Multimodal OperationsDI Name: Transit Funds for State ExpansionDI# 1605021HB Section: 4.490

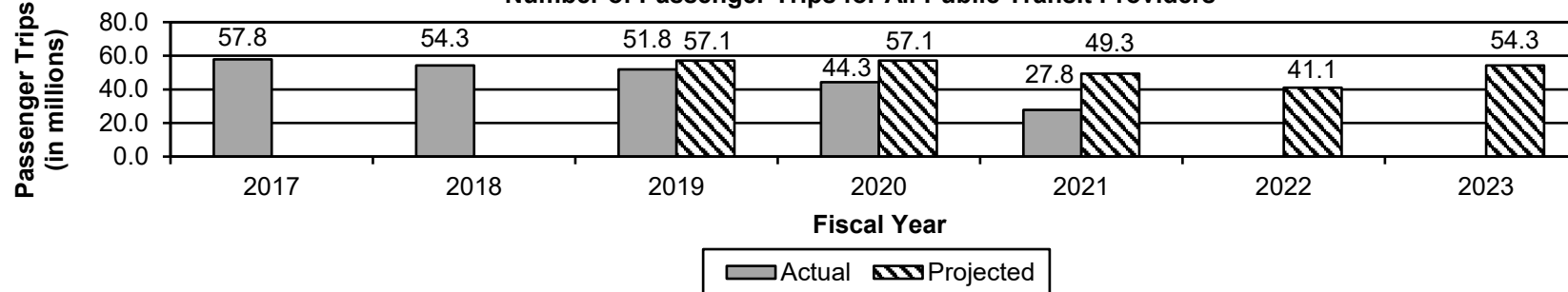
Per Capita Spending on Transit by State for 2020



Per capita spending was calculated by dividing the state's transit funding by the state's population. Data is obtained through the American Association of State Highway and Transportation Officials (AASHTO) Survey for State Funding for Public Transportation published in June of 2022.

## 6c. Provide a measure(s) of the program's impact.

Number of Passenger Trips for All Public Transit Providers



This graph includes transit passenger trips from all transit programs and not just this program. Passenger trips are counted based upon the number of stops. For example: if a person rides a bus to the doctor's office, the grocery store and home, the number of trips would be three. In 2019, Amtrak ridership declined significantly due to flooding. In 2020 and 2021, Amtrak ridership declined significantly due to the COVID-19 pandemic. Fiscal year 2022 data was not available at time of publication and will be released in fall of 2022. The 2022 and 2023 projections are based on ridership returning to the number of passenger trips in 2018.

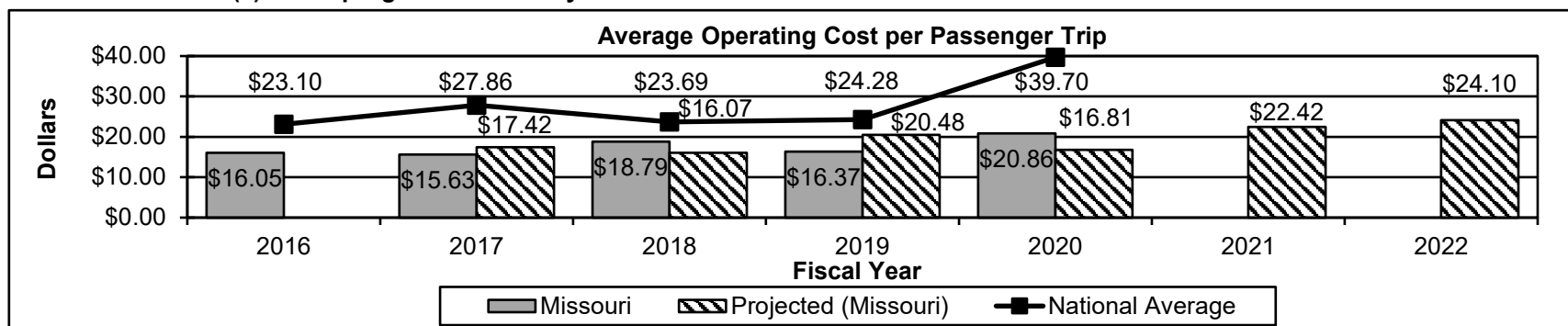
## NEW DECISION ITEM

RANK: 17 OF 28

Department of Transportation  
 Division: Multimodal Operations  
 DI Name: Transit Funds for State Expansion DI# 1605021

Budget Unit: Multimodal Operations  
 HB Section: 4.490

## 6d. Provide a measure(s) of the program's efficiency.



Passenger trips are counted based upon the number of stops. For example: if a person rides a bus to the doctor's office, the grocery store and home, the number of trips would be three. This data is from the National Transit Database administered by the Federal Transit Administration and is generally released in fall of the following fiscal year. Therefore, data for 2021 will not be available until fall of 2022. The fiscal year 2021 and 2022 projections are based on average growth from 2016 to 2020.

## NEW DECISION ITEM

RANK: 17 OF 28

Department of Transportation  
Division: Multimodal Operations  
DI Name: Transit Funds for State Expansion DI# 1605021

Budget Unit: Multimodal Operations  
HB Section: 4.490

**7. STRATEGIES TO ACHIEVE THE PERFORMANCE MEASUREMENT TARGETS:**

Provide sufficient state operating assistance subsidies to public transit agencies across the state to ensure the operation of a reliable and convenient transportation system.

**DECISION ITEM DETAIL**

Budget Unit	FY 2022	FY 2022	FY 2023	FY 2023	FY 2024	FY 2024	*****	*****
Decision Item	ACTUAL	ACTUAL	BUDGET	BUDGET	DEPT REQ	DEPT REQ	SECURED	SECURED
Budget Object Class	DOLLAR	FTE	DOLLAR	FTE	DOLLAR	FTE	COLUMN	COLUMN
<b>TRANSIT FUNDS FOR STATE</b>								
<b>State Transit Assistance NDI - 1605021</b>								
PROGRAM DISTRIBUTIONS	0	0.00	0	0.00	15,450,000	0.00	0	0.00
<b>TOTAL - PD</b>	<b>0</b>	<b>0.00</b>	<b>0</b>	<b>0.00</b>	<b>15,450,000</b>	<b>0.00</b>	<b>0</b>	<b>0.00</b>
<b>GRAND TOTAL</b>	<b>\$0</b>	<b>0.00</b>	<b>\$0</b>	<b>0.00</b>	<b>\$15,450,000</b>	<b>0.00</b>	<b>\$0</b>	<b>0.00</b>
<b>GENERAL REVENUE</b>	<b>\$0</b>	<b>0.00</b>	<b>\$0</b>	<b>0.00</b>	<b>\$15,450,000</b>	<b>0.00</b>		<b>0.00</b>
<b>FEDERAL FUNDS</b>	<b>\$0</b>	<b>0.00</b>	<b>\$0</b>	<b>0.00</b>	<b>\$0</b>	<b>0.00</b>		<b>0.00</b>
<b>OTHER FUNDS</b>	<b>\$0</b>	<b>0.00</b>	<b>\$0</b>	<b>0.00</b>	<b>\$0</b>	<b>0.00</b>		<b>0.00</b>

*This page left blank intentionally.*





**DECISION ITEM SUMMARY**

<b>Budget Unit</b>								
<b>Decision Item</b>	<b>FY 2022</b>	<b>FY 2022</b>	<b>FY 2023</b>	<b>FY 2023</b>	<b>FY 2024</b>	<b>FY 2024</b>	<b>*****</b>	<b>*****</b>
<b>Budget Object Summary</b>	<b>ACTUAL</b>	<b>ACTUAL</b>	<b>BUDGET</b>	<b>BUDGET</b>	<b>DEPT REQ</b>	<b>DEPT REQ</b>	<b>SECURED</b>	<b>SECURED</b>
<b>Fund</b>	<b>DOLLAR</b>	<b>FTE</b>	<b>DOLLAR</b>	<b>FTE</b>	<b>DOLLAR</b>	<b>FTE</b>	<b>COLUMN</b>	<b>COLUMN</b>
<b>MO ELDRLY &amp; HDCPD TRAN ASST P</b>								
<b>CORE</b>								
PROGRAM-SPECIFIC								
GENERAL REVENUE	1,673,756	0.00	3,725,522	0.00	3,725,522	0.00	0	0.00
STATE TRANSPORTATION FUND	1,274,478	0.00	1,274,478	0.00	1,274,478	0.00	0	0.00
TOTAL - PD	2,948,234	0.00	5,000,000	0.00	5,000,000	0.00	0	0.00
<b>TOTAL</b>	<b>2,948,234</b>	<b>0.00</b>	<b>5,000,000</b>	<b>0.00</b>	<b>5,000,000</b>	<b>0.00</b>	<b>0</b>	<b>0.00</b>
<b>GRAND TOTAL</b>	<b>\$2,948,234</b>	<b>0.00</b>	<b>\$5,000,000</b>	<b>0.00</b>	<b>\$5,000,000</b>	<b>0.00</b>	<b>\$0</b>	<b>0.00</b>

*This page left blank intentionally.*



## CORE DECISION ITEM

<b>Department of Transportation</b>	<b>Budget Unit: Multimodal Operations</b>
<b>Division: Multimodal Operations</b>	
<b>Core: Missouri Elderly and Handicapped Transportation Assistance Program (MEHTAP)</b>	<b>HB Section: 4.500</b>
<b>3. PROGRAM LISTING (list programs included in this core funding)</b>	
The following is a list of transit grant recipients for fiscal year 2024 (draft list):	
Aging Ahead	Developmental Disability Services of Jackson County - EITAS
All About Family	Developmental Services ff Franklin County, Inc.
Area Agency on Aging, Region X	Disability Resource Association, Inc.
Association of Group Homes for Nodaway County, Inc.	Disabled Citizens Alliance for Independence, Inc.
Bi-County Service, Inc.	District III Area Agency on Aging
Big Springs Sheltered Workshop, Inc.	DOCO, Inc.
Bootheel Counseling Services, Inc.	Douglass Community Services, Inc.
Camden County Senate Bill 40 Board	Easter Seals Midwest
Cape Girardeau Community Sheltered Workshop, Inc.	Emmaus Homes, Inc.
Capital City Area Council for Special Services	Faith Tabernacle World Outreach, Inc.
Cardinal Ritter Senior Services	Five Star Senior Center, Inc.
Casco Area Workshop, Inc.	Gateway Chapter Paralyzed Veterans of America, Inc.
Center for Developmentally Disabled	Gateway Industries of Eldon
Center for Human Services, Inc.	Golden Echoes of Steelville, Inc.
Central Missouri Area Agency on Aging	Good Shepherd Nursing Home District
Central Missouri Community Action	Great Circle
Chariton County Sheltered Workshop, Inc.	Grundy County Senate Bill 40 Board
City of Liberty	Guadalupe Centers, Inc.
City Seniors, Inc.	Harrison County Community Hospital District
Clay County Senior Citizens Services Fund	Harrison County Sheltered Workshop Association
Community Counseling Center	Harry S. Truman Children's Neurological Center
Community Living, Inc.	High Hope Employment Services, Inc.
Community Opportunities for People with Developmental Disabilities	Ideal Industries, Inc.
Community Sheltered Workshop, Inc.	Independence Center
Comprehensive Mental Health Services, Inc.	Independent Living Center of Mid-Missouri, Inc.
Council of Churches of the Ozarks, Inc.	ITN Gateway
Cox Barton County Hospital	Jasper County Sheltered Facilities Association
Crawford County Board for People with Developmental Disabilities	Kingdom House
Current River Sheltered Workshop	Knox County Nursing Home
Developmental Disabilities Resource Board of Clay County	Laclede Early Education Program

## CORE DECISION ITEM

<b>Department of Transportation</b>	<b>Budget Unit: Multimodal Operations</b>
<b>Division: Multimodal Operations</b>	
<b>Core: Missouri Elderly and Handicapped Transportation Assistance Program (MEHTAP)</b>	<b>HB Section: 4.500</b>
Laclede Industries	Pike County Agency for Developmental Disabilities
Lafayette County Board of Sheltered Services	Platte County Board of Services for the Developmentally Disabled
Lake of the Ozarks Developmental Center, Inc.	Platte County Senior Citizens Service Fund
Lamar Community Betterment Council, Inc.	Platte Senior Services, Inc.
Learning Opportunities / Quality Works, Inc.	Pony Bird, Inc.
Life, Inc.	Productive Living Board for St. Louis County
Macon County Sheltered Workshop	Quality Industries of the Lake of the Ozarks
Madison County Council for Developmentally Disabled, Inc.	Rainbow Center for Communicative Disorders
Manufacturers Assistance Group	Ray County Board of Services for the Developmentally Disabled
Marion County Services, Inc.	Rediscover
Mark Twain Association for Mental Health, Inc.	Reynolds County Sheltered Workshop, Inc.
Mennonite Home Association, Inc.	RideKC Connections
Mid-America Regional Council	Rolling Hills Creative Living, Inc.
Mississippi County Transit System	Scenic Rivers Industries, Inc.
Moniteau County Senate Bill 40 Board	Semo Alliance For Disability Independence, Inc.
Monroe City Sheltered Workshop	Senior Adult Services, Inc.
Montgomery CO Senate Bill 40 Board	Senior Age (SW) Area Agency on Aging
New Horizons Community Support Services, Inc.	Senior Citizens of Mountain View, Missouri, Inc.
Northeast Missouri Area Agency on Aging	Services by Design, Inc.
Northside Youth and Senior Service Center, Inc.	Services for Extended Employment, Inc.
Northwest Communities Development Corporation	Southeast Missouri Area Agency on Aging, Inc.
Northwest Missouri Industries, Inc.	Southeast Missouri Transportation Services, Inc.
OATS, Inc.	Southside Senior Citizens Center
Opportunity Sheltered Industries, Inc.	Specialty Industries of St Joseph, Inc.
Opportunity Workshop, Inc.	St. Elizabeth's Adult Day Care Center, Inc.
Oregon County Sheltered Workshop	St. Francois County Board for the Developmentally Disabled
Ozark Center	St. Louis Area Agency on Aging
Ozark Sheltered Industries, Inc.	St. Louis Life
Ozarks Area Community Action Corporation	St. Louis Office for Developmental Disability Resources
Paraquad, Inc.	Stoddard County Association for Retarded Citizens, Inc.
Pemiscot Progressive Industries, Inc.	Terrace Gardens Retirement Center, Inc.
Pike County Shelter Workshop	The Children's Place, Inc.

## CORE DECISION ITEM

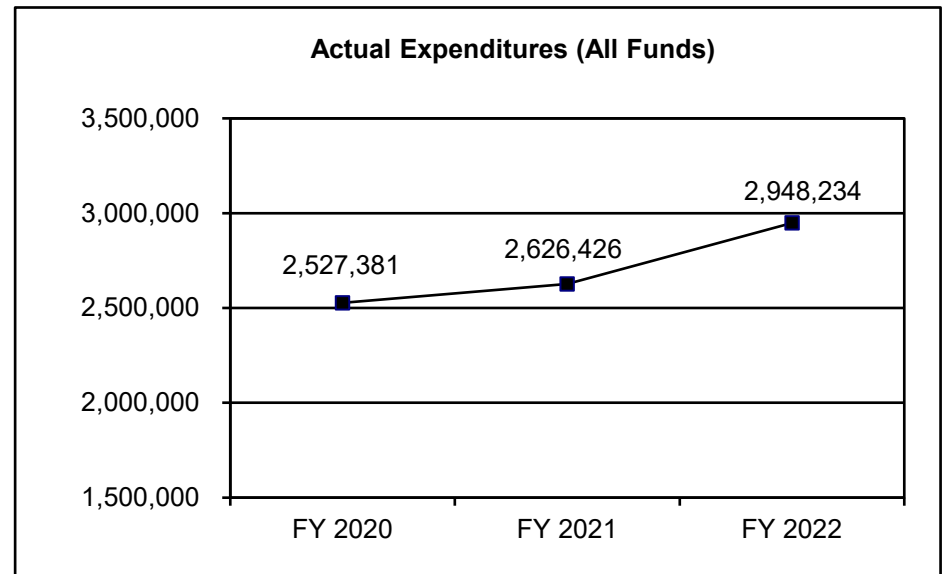
<b>Department of Transportation</b>	<b>Budget Unit: Multimodal Operations</b>
<b>Division: Multimodal Operations</b>	
<b>Core: Missouri Elderly and Handicapped Transportation Assistance Program (MEHTAP)</b>	<b>HB Section: 4.500</b>
<p>The Good Samaritan Independent Living, Inc. The Salvation Army Three Rivers Sheltered Industries, Inc. Unique Services, Inc. Unlimited Opportunities, Inc. Warren County Handicapped Services, Inc. Warren County Sheltered Workshop, Inc. Washington County Board for the Handicapped Web-Co Custom Industries, Inc. Wider Opportunities, Inc. Willow Health Care, Inc. Worth County Convalescent Center Wright Way Residential Living Young at Heart Resources</p>	

## CORE DECISION ITEM

<b>Department of Transportation</b>	<b>Budget Unit: Multimodal Operations</b>
<b>Division: Multimodal Operations</b>	
<b>Core: Missouri Elderly and Handicapped Transportation Assistance Program (MEHTAP)</b>	<b>HB Section: 4.500</b>

**4. FINANCIAL HISTORY**

	<b>FY 2020 Actual</b>	<b>FY 2021 Actual</b>	<b>FY 2022 Actual</b>	<b>FY 2023 Current Yr.</b>
Appropriation (All Funds)	3,000,000	3,000,000	3,000,000	5,000,000
Less Reverted (All Funds)	(51,766)	(51,766)	(51,766)	(111,766)
Less Restricted (All Funds)*	0	0	0	N/A
Budget Authority (All Funds)	2,948,234	2,948,234	2,948,234	N/A
Actual Expenditures (All Funds)	2,527,381	2,626,426	2,948,234	N/A
Unexpended (All Funds)	420,853	321,808	0	N/A
Unexpended, by Fund:				
General Revenue	0	0	0	N/A
Federal	0	0	0	N/A
Other	420,853	321,808	0	N/A



\*Restricted amount is as of 7/1/22

Reverted includes the statutory three-percent reserve amount (when applicable).

Restricted includes any Governor's Expenditure Restrictions which remained at the end of the fiscal year (when applicable).

**NOTES:**

---

**CORE RECONCILIATION**


---

**MO DEPT. OF TRANSPORTATION**


---

**MO ELDRLY & HDCPD TRAN ASST P**


---



---

**5. CORE RECONCILIATION**


---

	Budget Class	FTE	GR	Federal	Other	Total	Explanation
<b>TAFP AFTER VETOES</b>							
	PD	0.00	3,725,522	0	1,274,478	5,000,000	
	<b>Total</b>	<b>0.00</b>	<b>3,725,522</b>	<b>0</b>	<b>1,274,478</b>	<b>5,000,000</b>	
<b>DEPARTMENT CORE REQUEST</b>							
	PD	0.00	3,725,522	0	1,274,478	5,000,000	
	<b>Total</b>	<b>0.00</b>	<b>3,725,522</b>	<b>0</b>	<b>1,274,478</b>	<b>5,000,000</b>	
<b>GOVERNOR'S RECOMMENDED CORE</b>							
	PD	0.00	3,725,522	0	1,274,478	5,000,000	
	<b>Total</b>	<b>0.00</b>	<b>3,725,522</b>	<b>0</b>	<b>1,274,478</b>	<b>5,000,000</b>	



**DECISION ITEM DETAIL**

Budget Unit	FY 2022	FY 2022	FY 2023	FY 2023	FY 2024	FY 2024	*****	*****
Decision Item	ACTUAL	ACTUAL	BUDGET	BUDGET	DEPT REQ	DEPT REQ	SECURED	SECURED
Budget Object Class	DOLLAR	FTE	DOLLAR	FTE	DOLLAR	FTE	COLUMN	COLUMN
<b>MO ELDRLY &amp; HDCPD TRAN ASST P</b>								
<b>CORE</b>								
PROGRAM DISTRIBUTIONS	2,948,234	0.00	5,000,000	0.00	5,000,000	0.00	0	0.00
<b>TOTAL - PD</b>	<b>2,948,234</b>	<b>0.00</b>	<b>5,000,000</b>	<b>0.00</b>	<b>5,000,000</b>	<b>0.00</b>	<b>0</b>	<b>0.00</b>
<b>GRAND TOTAL</b>	<b>\$2,948,234</b>	<b>0.00</b>	<b>\$5,000,000</b>	<b>0.00</b>	<b>\$5,000,000</b>	<b>0.00</b>	<b>\$0</b>	<b>0.00</b>
GENERAL REVENUE	\$1,673,756	0.00	\$3,725,522	0.00	\$3,725,522	0.00		0.00
FEDERAL FUNDS	\$0	0.00	\$0	0.00	\$0	0.00		0.00
OTHER FUNDS	\$1,274,478	0.00	\$1,274,478	0.00	\$1,274,478	0.00		0.00

## PROGRAM DESCRIPTION

Department of Transportation

HB Section(s): 4.500

Program Name: MEHTAP

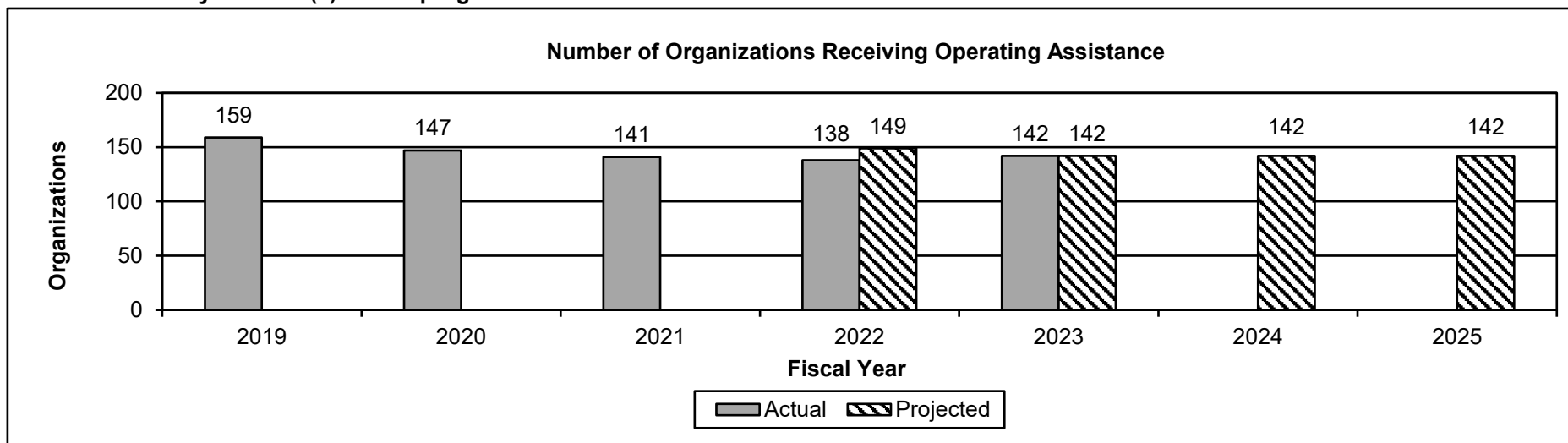
Program is found in the following core budget(s): MEHTAP

**1a. What strategic priority does this program address?**

Service - providing outstanding customer service, delivering efficient and innovative transportation projects and operating a reliable transportation system

**1b. What does this program do?**

The MEHTAP program is a state funded program that provides operating assistance to Missouri's 10 Area Agencies on Aging (AAA) and 138 governmental and/or not-for-profit organizations statewide that offer or utilize transportation services for senior citizens and individuals with disabilities. In fiscal year 2021, there were a total of 2,208,484 rides in the MEHTAP program for the elderly and individuals with disabilities.

**2a. Provide an activity measure(s) for the program.**

The 2024 and 2025 projections are based off of the number of agencies receiving operating assistance in fiscal year 2023.

## PROGRAM DESCRIPTION

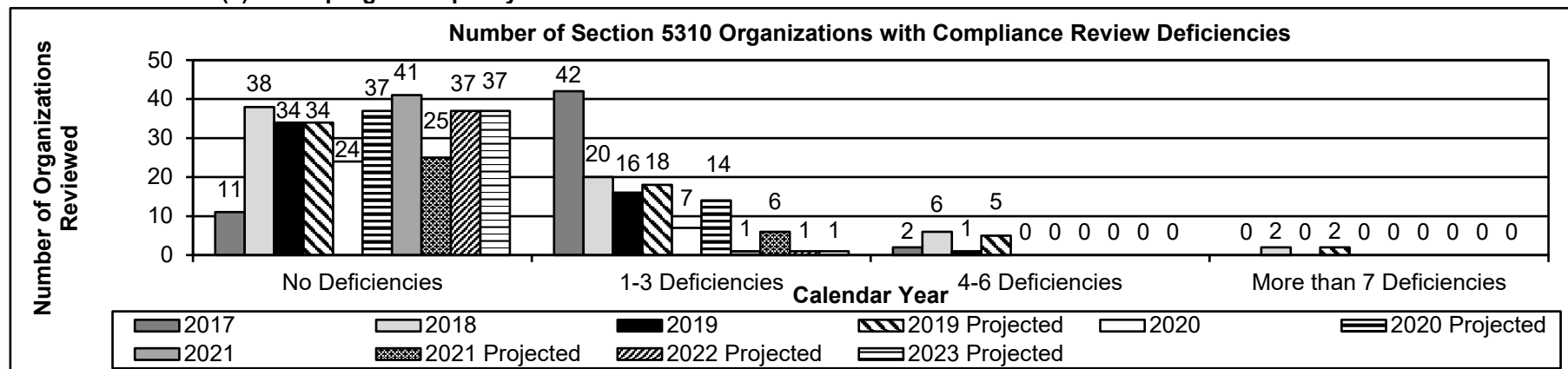
Department of Transportation

HB Section(s): 4.500

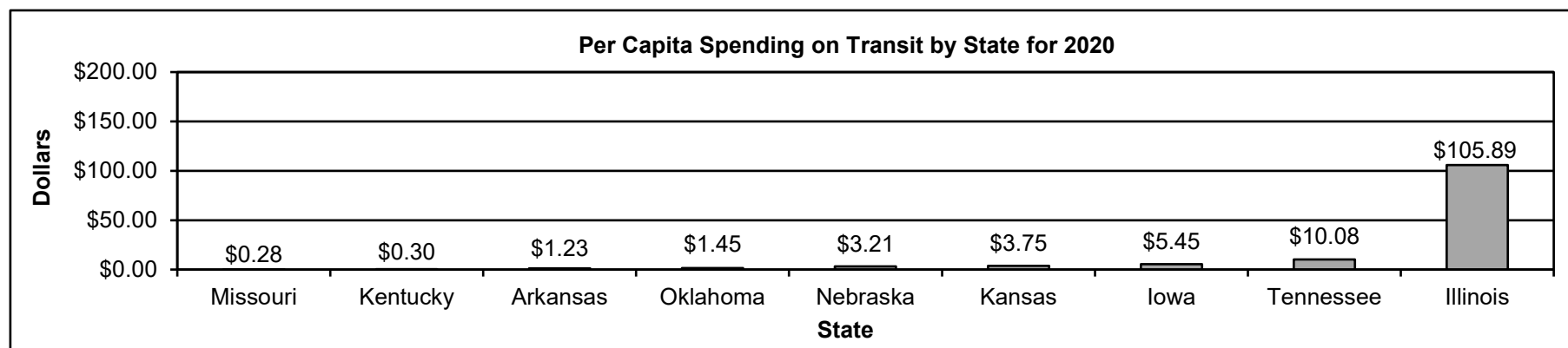
Program Name: MEHTAP

Program is found in the following core budget(s): MEHTAP

## 2b. Provide a measure(s) of the program's quality.



A deficiency is a violation of a Federal Transit Administration (FTA) or state requirement, which requires corrective action by a pre-determined date in order to maintain eligibility for transit funding programs. The 2022 and 2023 projections are based off an approximate 10 percent reduction from the prior year of deficiencies in any category greater than no deficiencies.



Per capita spending was calculated by dividing the state's transit funding by the state's population. Data is obtained through the American Association of State Highway and Transportation Officials (AASHTO) Survey for State Funding for Public Transportation published in June of 2022.

## PROGRAM DESCRIPTION

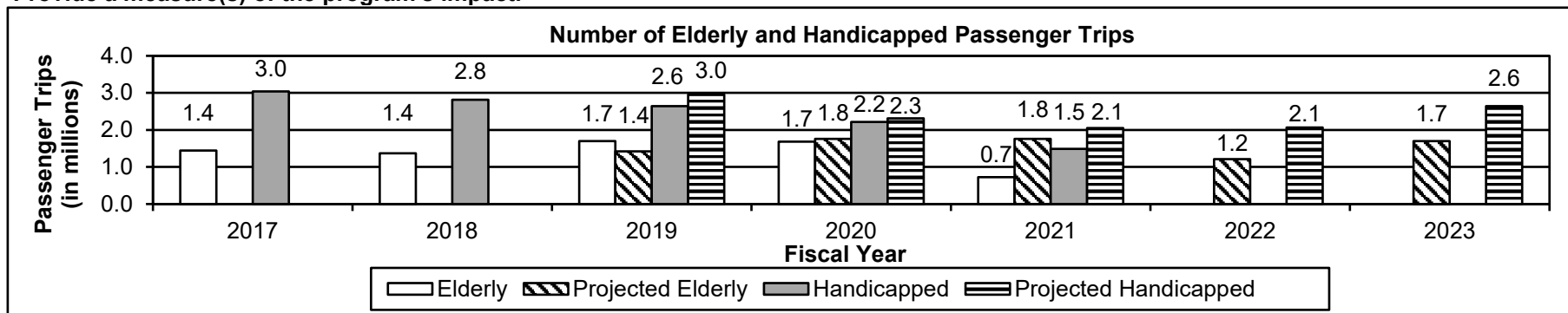
Department of Transportation

HB Section(s): 4.500

Program Name: MEHTAP

Program is found in the following core budget(s): MEHTAP

## 2c. Provide a measure(s) of the program's impact.



Passenger trips are counted based upon the number of stops. For example: if a person rides a bus to the doctor's office, the grocery store and home, the number of trips would be three. The number of elderly and handicapped passenger trips in fiscal year 2021 declined significantly due to driver shortages and the ongoing COVID-19 pandemic. As a result, the 2022 and 2023 projections are based on ridership returning to 2019 ridership levels in 2023. Fiscal year 2022 data was not available at time of publication and will be released in October.

## 2d. Provide a measure(s) of the program's efficiency.

Average Cost per Trip for Mobility Services to Seniors & Persons with Disabilities							
	FY 2017	FY 2018	FY 2019	FY 2020	FY 2021	FY 2022	FY 2023
Actual	\$8.80	\$8.49	\$8.70	\$9.48	\$12.77		
Projected			\$8.54	\$8.66	\$8.89	\$8.89	\$8.89

The cost per trip in 2021 was higher due to the COVID-19 pandemic. As a result, the 2022 and 2023 projections are based on the average of fiscal years 2018 to 2020. Fiscal year 2022 data was not available at time of publication and will be released in October.

## PROGRAM DESCRIPTION

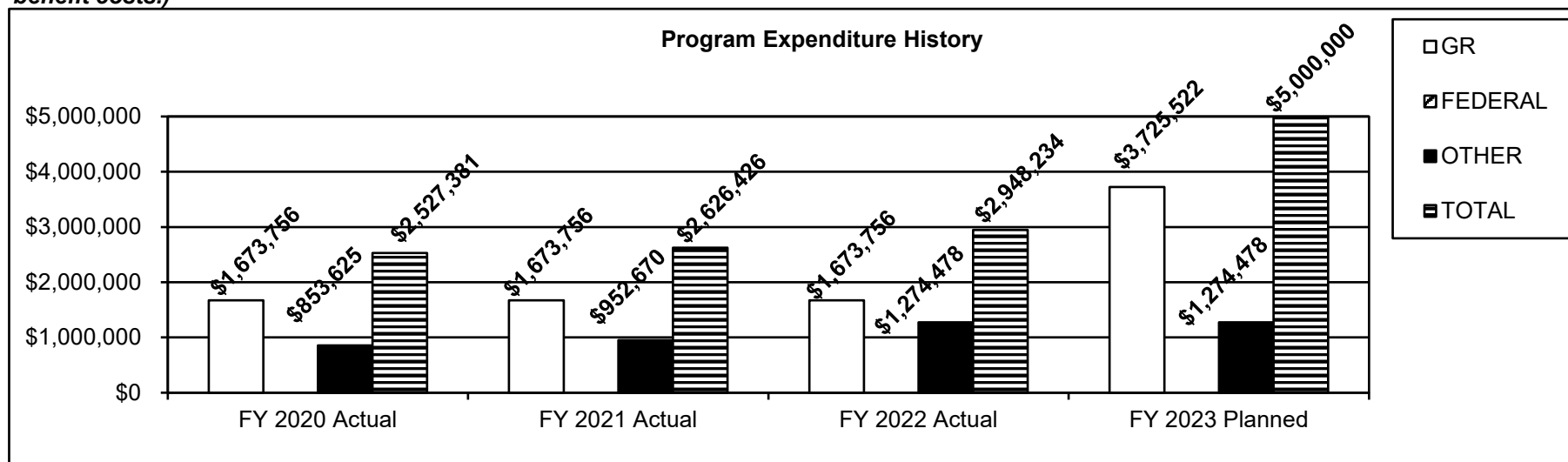
Department of Transportation

HB Section(s): 4.500

Program Name: MEHTAP

Program is found in the following core budget(s): MEHTAP

3. Provide actual expenditures for the prior three fiscal years and planned expenditures for the current fiscal year. (Note: Amounts do not include fringe benefit costs.)



4. What are the sources of the "Other " funds?  
State Transportation Fund (0675)
5. What is the authorization for this program, i.e., federal or state statute, etc.? (Include the federal program number, if applicable.)  
Article IV, Section 30(c) MO Constitution, 33.543, 208.255 and 226.225, RSMo.
6. Are there federal matching requirements? If yes, please explain.  
No
7. Is this a federally mandated program? If yes, please explain.  
No

*This page left blank intentionally.*



**DECISION ITEM SUMMARY**

<b>Budget Unit</b>								
<b>Decision Item</b>	<b>FY 2022</b>	<b>FY 2022</b>	<b>FY 2023</b>	<b>FY 2023</b>	<b>FY 2024</b>	<b>FY 2024</b>	<b>*****</b>	<b>*****</b>
<b>Budget Object Summary</b>	<b>ACTUAL</b>	<b>ACTUAL</b>	<b>BUDGET</b>	<b>BUDGET</b>	<b>DEPT REQ</b>	<b>DEPT REQ</b>	<b>SECURED</b>	<b>SECURED</b>
<b>Fund</b>	<b>DOLLAR</b>	<b>FTE</b>	<b>DOLLAR</b>	<b>FTE</b>	<b>DOLLAR</b>	<b>FTE</b>	<b>COLUMN</b>	<b>COLUMN</b>
<b>CAPITAL IMPR - SEC 5310 (16)</b>								
<b>CORE</b>								
EXPENSE & EQUIPMENT								
MULTIMODAL OPERATIONS FEDERAL	0	0.00	300,000	0.00	300,000	0.00	0	0.00
TOTAL - EE	0	0.00	300,000	0.00	300,000	0.00	0	0.00
PROGRAM-SPECIFIC								
MULTIMODAL OPERATIONS FEDERAL	910,833	0.00	14,000,000	0.00	14,000,000	0.00	0	0.00
TOTAL - PD	910,833	0.00	14,000,000	0.00	14,000,000	0.00	0	0.00
<b>TOTAL</b>	<b>910,833</b>	<b>0.00</b>	<b>14,300,000</b>	<b>0.00</b>	<b>14,300,000</b>	<b>0.00</b>	<b>0</b>	<b>0.00</b>
<b>GRAND TOTAL</b>	<b>\$910,833</b>	<b>0.00</b>	<b>\$14,300,000</b>	<b>0.00</b>	<b>\$14,300,000</b>	<b>0.00</b>	<b>\$0</b>	<b>0.00</b>



*This page left blank intentionally.*

## CORE DECISION ITEM

Department of Transportation					Budget Unit: Multimodal Operations				
Division: Multimodal Operations									
Core: CI - Elderly & Disab. Transit Sec. 5310					HB Section: 4.495				
1. CORE FINANCIAL SUMMARY									
FY 2024 Budget Request					FY 2024 Governor's Recommendation				
	GR	Federal	Other	Total		GR	Federal	Other	Total
PS	0	0	0	0	PS	0	0	0	0
EE	0	300,000	0	300,000	EE	0	0	0	0
PSD	0	14,000,000	0	14,000,000	PSD	0	0	0	0
TRF	0	0	0	0	TRF	0	0	0	0
Total	0	14,300,000	0	14,300,000	Total	0	0	0	0
FTE	0.00	0.00	0.00	0.00	FTE	0.00	0.00	0.00	0.00
HB 4	0	0	0	0	HB 4	0	0	0	0
HB 5	0	0	0	0	HB 5	0	0	0	0
Note: Fringes budgeted in House Bill 5 except for certain fringes budgeted directly to MoDOT, Highway Patrol, and Conservation.					Note: Fringes budgeted in House Bill 5 except for certain fringes budgeted directly to MoDOT, Highway Patrol, and Conservation.				
Other Funds:					Other Funds:				
Notes:					Notes:				
2. CORE DESCRIPTION									
The Section 5310 program provides funding to transportation service providers for capital and operating projects that enhance the mobility of older adults and persons with disabilities that have limited access to their communities (medical, employment, shopping, etc.) where public transportation is unavailable, insufficient or inappropriate.									
The allocation to Missouri is based on the population of older adults and people with disabilities in the state. MoDOT administers the grants that support mobility projects in the rural areas as well as the small urbanized areas of the state.									
3. PROGRAM LISTING (list programs included in this core funding)									
Eligible organizations are listed:					Alternative Community Training				
Access II Independent Living Center					Amanda Luckett Murphy Hopewell Center				
Adult Activity Personal Training, Inc.					Audrain Developmental Services, Inc.				
All About Family 1									

## CORE DECISION ITEM

<b>Department of Transportation</b>	<b>Budget Unit:</b>	<b>Multimodal Operations</b>
<b>Division: Multimodal Operations</b>		
<b>Core: CI - Elderly &amp; Disab. Transit Sec. 5310</b>	<b>HB Section:</b>	<b>4.495</b>
Barry-Lawrence Development Center	City Seniors, Inc.	
Big Springs Sheltered Workshop	Clinco Sheltered Industries	
Boone Center Workshop, Inc.	Cole County Residential Services	
Boonslick Reginal Planning Commission	Community Counseling Center	
Bootheel Counseling Services	Community Living, Inc.	
Camden County Senate Bill 40	Community Opportunities for People with Developmental Disabilities	
Cape Girardeau Community Sheltered Workshop, Inc.	Community Sheltered Workshop, Inc.	
Cape Girardeau County Transit Authority	Compass Health: Pathways Community Behavioral Healthcare, Inc.	
Capital City Area Council for Special Services	Comprehensive Mental Health Services	
Cardinal Ritter Senior Services	Concerned Care, Inc.	
Carroll County Memorial Hospital	Council of the Churches of Ozarks, Inc.	
Casco Area Workshop, Inc.	Crawford County Board for People with Developmental Disabilities	
Center for Developmentally Disabled	Current River Sheltered Workshop	
Center for Head Injury Services	Developing Potential, Inc.	
Center for Human Services	Developmental Disability Services of Jackson County	
Central Missouri Sheltered Workshop	Developmental Services of Franklin County	
Cerebral Palsy of Tri County	Disability Resource Associates	
Champ Clark Associates for Challenged Citizens	Don Bosco Community Center	
Chariton County Sheltered Workshop	Dunklin County Transit Services	
Chariton Valley Association for Handicapped Citizens	East Central Missouri Behavioral Health Services	
Children's Therapy Center of Pettis County	Easter Seals Midwest	
Choices for People Center for Citizens with Disabilities, Inc.	Emmaus Homes, Inc.	
City of Bellefontaine Neighbors	Enrichment Services of Dent County	
City of Bridgeton	Family Guidance Center for Behavioral Health	
City of Ferguson	Fun & Friends of Thayer Area	
City of Hazelwood	Gambrill Gardens	
City of Jefferson, Missouri/Jefftran	Gateway Chapter Paralyzed Veterans of America, Inc.	
City of Jennings	Gateway Industries of Eldon	
City of Liberty	Gold and Silver Senior Club, Inc.	
City of Maplewood	Good Shepherd Nursing Home District	
City of St Charles	Great Circle	
City of St. Joseph	Grundy County Senate Bill 40 Board	
City of Sugar Creek	Guadalupe Center, Inc.	

## CORE DECISION ITEM

<b>Department of Transportation</b>	<b>Budget Unit:</b>	<b>Multimodal Operations</b>
<b>Division: Multimodal Operations</b>		
<b>Core: CI - Elderly &amp; Disab. Transit Sec. 5310</b>	<b>HB Section:</b>	<b>4.495</b>
Harrison County Sheltered Workshop	Mid-Mo RPC	
Harry S. Truman Children's Neurological Center	Miller County Board for Services for Developmentally Disabled	
Healthcare Coalition of Lafayette County	Moniteau County SB40 Board	
Heartland Health System	Monroe City Sheltered Workshop	
Ideal Apartment Housing	Montgomery County SB40 Board	
Independence Center	New Horizons Community Support Services	
Independent Living Center, Inc.	Nextstep for Life, Inc.	
Independent Living Center of Mid-Mo	North Central Missouri Mental Health Center	
ITN St. Charles	Northside Youth and Senior Service Center, Inc.	
Jasper County Sheltered Facilities Association	Northwest Communities Development Corporation	
Jewish Community Centers Association	Northwest Missouri Industries, Inc.	
Johnson County Board of Services	OATS, Inc.	
Knox County Nursing Home District	Opportunity Workshop, Inc.	
La Plata Nursing Home District	Osage County Community Living, Inc.	
Laclede Industries	Ozark Center	
Lafayette County Board of Sheltered Services	Ozark Valleys Community Services	
Lake of the Ozarks Developmental Center	Ozarks Medical Center - Behavioral Health	
Learning Opportunities/Quality Works, Inc.	Paraquad, Inc.	
Life Center For Independent Living	Pemiscot Progressive Industries, Inc.	
Lifebridge Partnership	Perry County SB 40 Board	
Living Community of St Joseph	Peter & Paul Community Service	
Livingston County Nursing Home District	Phelps County Regional Medical Center	
Macon County Commission For Developmentally Disabled Citizens	Pike County SB 40 Board	
Macon County Sheltered Workshop	Pine View Manor	
Macon County Nursing Home District	Places for People, Inc.	
Madison County Council for Developmentally Disabled, Inc.	Platte County Board of Services for Developmentally Disabled	
Manufacturers Assistance Group	Pony Bird, Inc.	
Marion County Services, Inc.	Preferred Community Services	
Mark Twain Association for Mental Health, Inc.	Quality Industries of the Lake of the Ozarks, Inc.	
Mattie Rhodes Memorial Society	Rainbow Center for Communicative Disorders	
Meramec RPC	Ray County Board of Services for the Developmentally Disabled	
Mercy Hospital South	Ray County Transportation, Inc.	
Metropolitan Senior Citizens	Reynolds County Sheltered Workshop, Inc.	

## CORE DECISION ITEM

<b>Department of Transportation</b>	<b>Budget Unit:</b>	<b>Multimodal Operations</b>
<b>Division: Multimodal Operations</b>		
<b>Core: CI - Elderly &amp; Disab. Transit Sec. 5310</b>	<b>HB Section:</b>	<b>4.495</b>
Rolling Hills Creative Living, Inc. Ruth Jensen Village Residential Service SEMO Alliance for Disabled Independence Senior Adult Services, Inc. Senior Citizens of Mountain View Missouri, Inc. SERVE, Inc. Services for Extended Employment, Inc. Sheltered Industries of the Meramec Valley Sherwood Center for Exceptional Children Southeast Missouri Transportation Service (SMTS) Southside Senior Citizens Center Southside Wellness Center Southwest Center for Independent Living Special Neighbors, Inc. St. Elizabeth Adult Day Care Center, Inc. St. Francois County Board for the Developmentally Disabled St. Louis Arc St. Louis Life Ste Genevieve County Sheltered Workshop Stoddard County Arc	Sunnyhill, Inc. Swope Health Services Worth County Nursing Center Texas County Memorial Hospital The Arc of the Ozarks Tri-County Mental Health Services, Inc. Truman Medical Centers Union Senior Center Transportation, Inc. Unique Services, Inc. United Enterprises, Inc. Unlimited Opportunities, Inc. Warren County Handicapped Services Warren County Sheltered Workshop, Inc. Washington County Board for the Handicapped Web Co Custom Industries, Inc. West Vue, Inc. Wider Opportunities, Inc. Willow Health Care, Inc. Worth County Nursing Home District	

## CORE DECISION ITEM

**Department of Transportation**  
**Division: Multimodal Operations**  
**Core: CI - Elderly & Disab. Transit Sec. 5310**

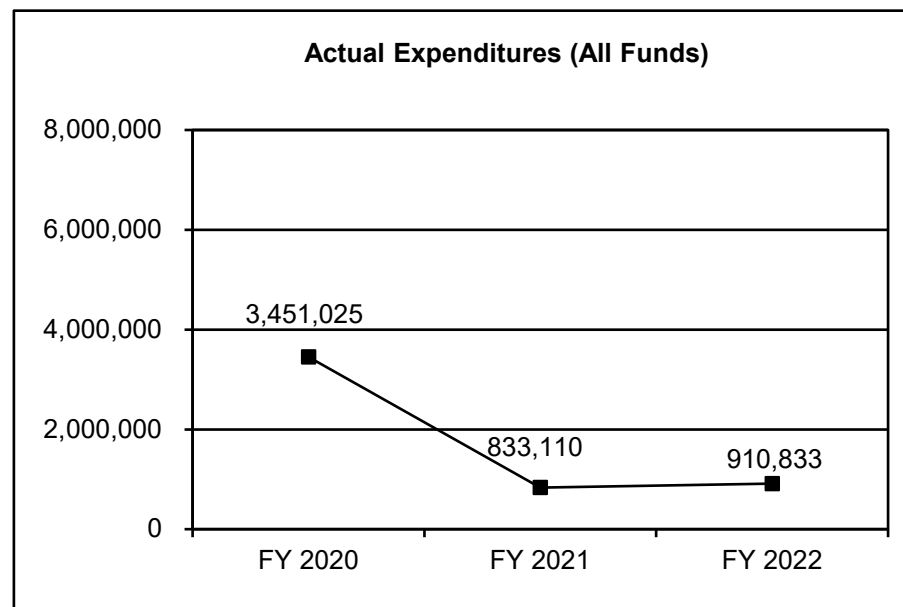
**Budget Unit:** Multimodal Operations

**HB Section:** 4.495

**4. FINANCIAL HISTORY**

	<b>FY 2020 Actual</b>	<b>FY 2021 Actual</b>	<b>FY 2022 Actual</b>	<b>FY 2023 Current Yr.</b>
Appropriation (All Funds)	10,600,000	10,600,000	10,600,000	14,300,000
Less Reverted (All Funds)	0	0	0	N/A
Less Restricted (All Funds)*	0	0	0	N/A
Budget Authority (All Funds)	10,600,000	10,600,000	10,600,000	N/A
Actual Expenditures (All Funds)	3,451,025	833,110	910,833	N/A
Unexpended (All Funds)	7,148,975	9,766,890	9,689,167	N/A
Unexpended, by Fund:				
General Revenue	0	0	0	N/A
Federal	7,148,975	9,766,890	9,689,167	N/A
Other	0	0	0	N/A
	(1), (2)	(1), (2)	(1), (2)	

\*Restricted amount is N/A



Reverted Includes the statutory three percent reserve amount (when applicable).

Restricted Includes any Governor's Expenditure Restrictions which remained at the end of the fiscal year (when applicable).

**NOTES:**

(1) Multi-year grants carry forward to future years.

(2) The unexpended balance of the appropriation includes committed budget authority in the form of purchase orders for projects that started in one fiscal year, but would not pay out until the following fiscal year. The following table breaks out these amounts by fiscal year.

	<b>FY 2020</b>	<b>FY 2021</b>	<b>FY 2022</b>
Purchase Orders	\$ 1,071,287	\$ 1,107,057	\$ 1,792,879

## FLEXIBILITY REQUEST FORM

<b>BUDGET UNIT NUMBER:</b> Multiple <b>BUDGET UNIT NAME:</b> Multiple <b>HOUSE BILL SECTION:</b> 4.495, 4.505, 4.510, 4.515, 4.520		<b>DEPARTMENT:</b> Missouri Department of Transportation (MoDOT) <b>DIVISION:</b> Multimodal Operations	
<b>1. Provide the amount by fund of personal service flexibility and the amount by fund of expense and equipment flexibility you are requesting in dollar and percentage terms and explain why the flexibility is needed. If flexibility is being requested among divisions, provide the amount by fund of flexibility you are requesting in dollar and percentage terms and explain why the flexibility is needed.</b>			
<b>DEPARTMENT REQUEST</b>			
The department is requesting 25 percent flexibility for fiscal year 2024 between the federal transit program appropriations from the Multimodal Operations Federal Fund in the House Bill Sections listed above. This flexibility allows MoDOT to more effectively administer federal funds received from the Federal Transit Administration.			
<b>2. Estimate how much flexibility will be used for the budget year. How much flexibility was used in the Prior Year Budget and the Current Year Budget? Please specify the amount.</b>			
<b>PRIOR YEAR ACTUAL AMOUNT OF FLEXIBILITY USED</b>	<b>CURRENT YEAR ESTIMATED AMOUNT OF FLEXIBILITY THAT WILL BE USED</b>	<b>BUDGET REQUEST ESTIMATED AMOUNT OF FLEXIBILITY THAT WILL BE USED</b>	
N/A - Flexibility was not used in the prior year.	The General Assembly approved 25 percent flexibility between the federal transit program appropriations from the Multimodal Operations Federal Fund in the House Bill Sections listed above in fiscal year 2023; however, the amount of flexibility that will be used is unknown.	The department is requesting 25 percent flexibility between the federal transit program appropriations from the Multimodal Operations Federal Fund in the House Bill Sections listed above, as needed.	
<b>3. Please explain how flexibility was used in the prior and/or current years.</b>			
<b>Prior Year Explain Actual Use</b>		<b>Current Year Explain Planned Use</b>	
N/A - Flexibility was not used in the prior year.		N/A - Flexibility has not yet been used in the current year.	

**FY 2024  
Flexibility Requests**

MISSOURI DEPARTMENT OF TRANSPORTATION (MoDOT)							
						FLEXIBILITY	
HB	APPROP	APPROP NAME	FUND	FUND	FY 23 APPROP AMT	FY 23 TAFP	FY 24 REQUESTED
4.495	8493	CI GRANTS SECTION 5310	0126	FED	\$14,300,000	25%	25%
4.505	8726	FORMULA TRANSIT GRANTS FOR RURAL AREAS SECTION 5311	0126	FED	\$31,000,000	25%	25%
4.510	1316	CAPITAL GRANTS SECTION 5309	0126	FED	\$1,000,000	25%	25%
4.515	0437	PLANNING GRANTS SECTION 5303	0126	FED	\$1,500,000	25%	25%
4.520	8249	BUS & BUS FACILITY TRANSIT GRANTS SECTION 5339	0126	FED	\$13,400,000	25%	25%



---

**CORE RECONCILIATION**


---

**MO DEPT. OF TRANSPORTATION****CAPITAL IMPR - SEC 5310 (16)**


---

**5. CORE RECONCILIATION**


---

	<b>Budget Class</b>	<b>FTE</b>	<b>GR</b>	<b>Federal</b>	<b>Other</b>	<b>Total</b>	<b>Explanation</b>
<b>TAFP AFTER VETOES</b>							
	EE	0.00	0	300,000	0	300,000	
	PD	0.00	0	14,000,000	0	14,000,000	
	<b>Total</b>	<b>0.00</b>	<b>0</b>	<b>14,300,000</b>	<b>0</b>	<b>14,300,000</b>	
<b>DEPARTMENT CORE REQUEST</b>							
	EE	0.00	0	300,000	0	300,000	
	PD	0.00	0	14,000,000	0	14,000,000	
	<b>Total</b>	<b>0.00</b>	<b>0</b>	<b>14,300,000</b>	<b>0</b>	<b>14,300,000</b>	
<b>GOVERNOR'S RECOMMENDED CORE</b>							
	EE	0.00	0	300,000	0	300,000	
	PD	0.00	0	14,000,000	0	14,000,000	
	<b>Total</b>	<b>0.00</b>	<b>0</b>	<b>14,300,000</b>	<b>0</b>	<b>14,300,000</b>	

**DECISION ITEM DETAIL**

Budget Unit	FY 2022	FY 2022	FY 2023	FY 2023	FY 2024	FY 2024	*****	*****
Decision Item	ACTUAL	ACTUAL	BUDGET	BUDGET	DEPT REQ	DEPT REQ	SECURED	SECURED
Budget Object Class	DOLLAR	FTE	DOLLAR	FTE	DOLLAR	FTE	COLUMN	COLUMN
<b>CAPITAL IMPR - SEC 5310 (16)</b>								
<b>CORE</b>								
PROFESSIONAL SERVICES	0	0.00	300,000	0.00	300,000	0.00	0	0.00
<b>TOTAL - EE</b>	<b>0</b>	<b>0.00</b>	<b>300,000</b>	<b>0.00</b>	<b>300,000</b>	<b>0.00</b>	<b>0</b>	<b>0.00</b>
PROGRAM DISTRIBUTIONS	910,833	0.00	14,000,000	0.00	14,000,000	0.00	0	0.00
<b>TOTAL - PD</b>	<b>910,833</b>	<b>0.00</b>	<b>14,000,000</b>	<b>0.00</b>	<b>14,000,000</b>	<b>0.00</b>	<b>0</b>	<b>0.00</b>
<b>GRAND TOTAL</b>	<b>\$910,833</b>	<b>0.00</b>	<b>\$14,300,000</b>	<b>0.00</b>	<b>\$14,300,000</b>	<b>0.00</b>	<b>\$0</b>	<b>0.00</b>
<b>GENERAL REVENUE</b>	<b>\$0</b>	<b>0.00</b>	<b>\$0</b>	<b>0.00</b>	<b>\$0</b>	<b>0.00</b>		<b>0.00</b>
<b>FEDERAL FUNDS</b>	<b>\$910,833</b>	<b>0.00</b>	<b>\$14,300,000</b>	<b>0.00</b>	<b>\$14,300,000</b>	<b>0.00</b>		<b>0.00</b>
<b>OTHER FUNDS</b>	<b>\$0</b>	<b>0.00</b>	<b>\$0</b>	<b>0.00</b>	<b>\$0</b>	<b>0.00</b>		<b>0.00</b>

## PROGRAM DESCRIPTION

Department of Transportation

HB Section(s): 4.495

Program Name: CI - Elderly &amp; Disab. Transit Sec. 5310

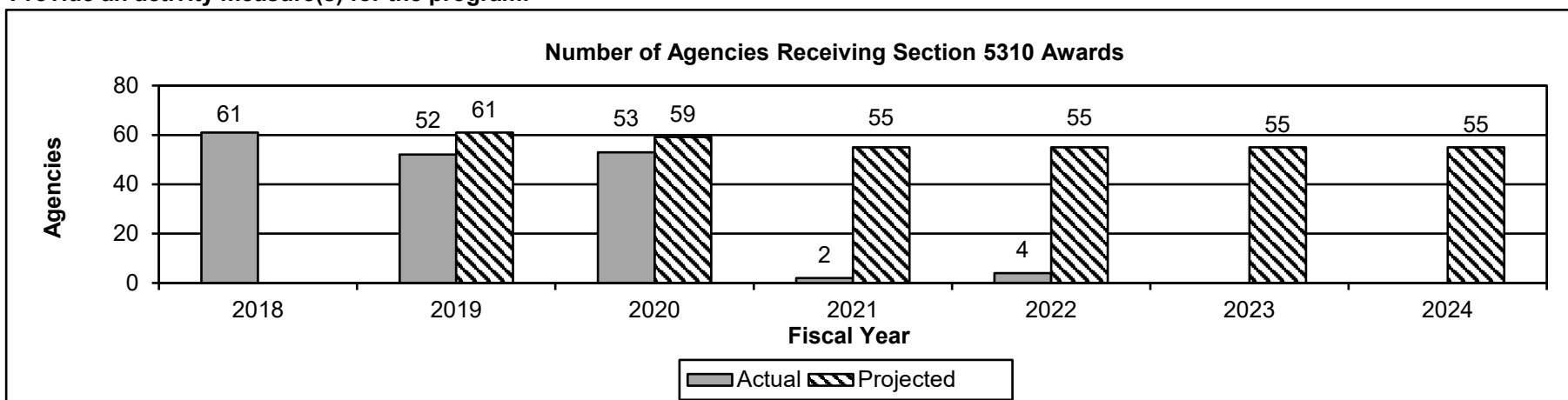
Program is found in the following core budget(s): CI - Elderly &amp; Disab. Transit Sec. 5310

**1a. What strategic priority does this program address?**

Service - providing outstanding customer service, delivering efficient and innovative transportation projects and operating a reliable transportation system

**1b. What does this program do?**

The Federal Transit Administration's Section 5310 formula grants provide capital and operating assistance to transportation service providers serving the mobility needs of senior citizens and/or persons with disabilities in Missouri's urban and rural areas of the state. MoDOT administers the Section 5310 program as a capital and operating program for such agencies as developmental disability resource boards (Senate Bill 40 boards), sheltered workshops, senior citizen services boards (House Bill 351 boards), senior centers, as well as, not-for-profit medical service agencies. Projects funded under this program must be derived from a locally developed Coordinated Public Transit - Human Services Transportation Plan. Funding is based on yearly applications submitted to MoDOT.

**2a. Provide an activity measure(s) for the program.**

Fiscal year 2021 and 2022 awards for the Section 5310 program were down significantly due to delays in vehicle procurement and inability to order transit vehicles which was attributed to market volatility. Therefore, 2023 and 2024 projections are based off of the average of fiscal years 2016 through 2020 of agencies receiving awards.

## PROGRAM DESCRIPTION


Department of Transportation

HB Section(s): 4.495

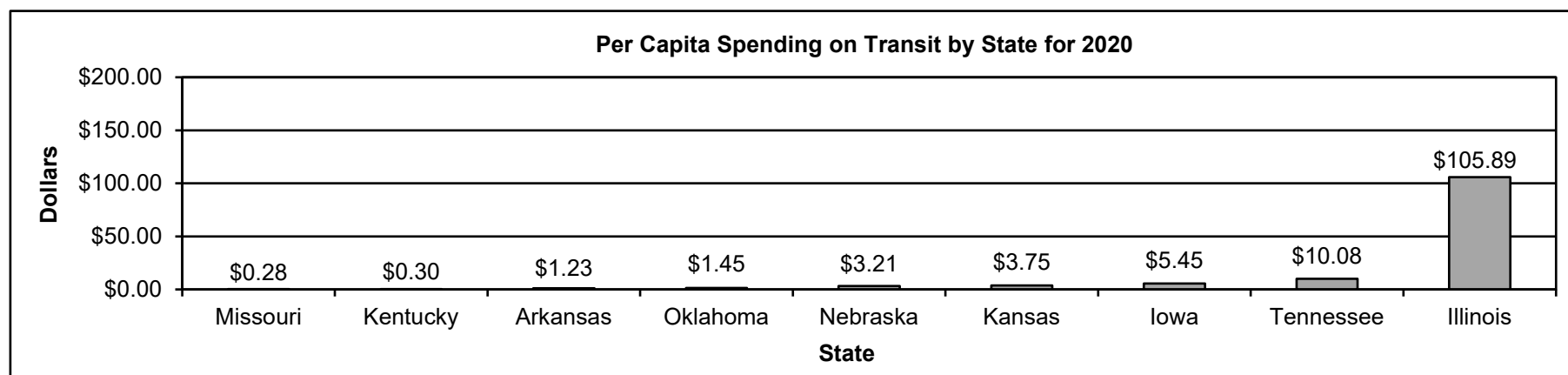
Program Name: CI - Elderly &amp; Disab. Transit Sec. 5310

Program is found in the following core budget(s): CI - Elderly &amp; Disab. Transit Sec. 5310

## 2b. Provide a measure(s) of the program's quality.



A deficiency is a violation of a Federal Transit Administration (FTA) or state requirement, which requires corrective action by a pre-determined date in order to maintain eligibility for transit funding programs. The 2022 and 2023 projections are based off an approximate 10 percent reduction from the prior year of deficiencies in any category greater than no deficiencies.



Per capita spending was calculated by dividing the state's transit funding by the state's population. Data is obtained through the American Association of State Highway and Transportation Officials (AASHTO) Survey for State Funding for Public Transportation published in June of 2022.

## PROGRAM DESCRIPTION

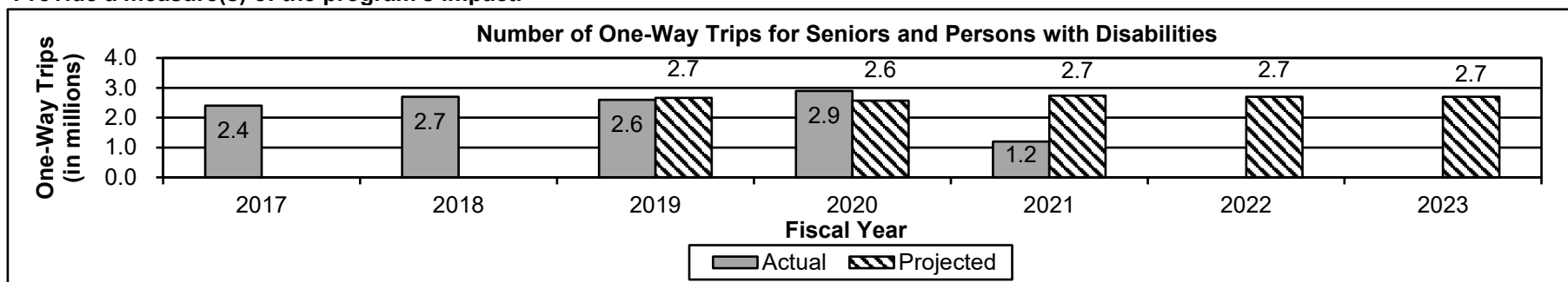
Department of Transportation

HB Section(s): 4.495

Program Name: CI - Elderly &amp; Disab. Transit Sec. 5310

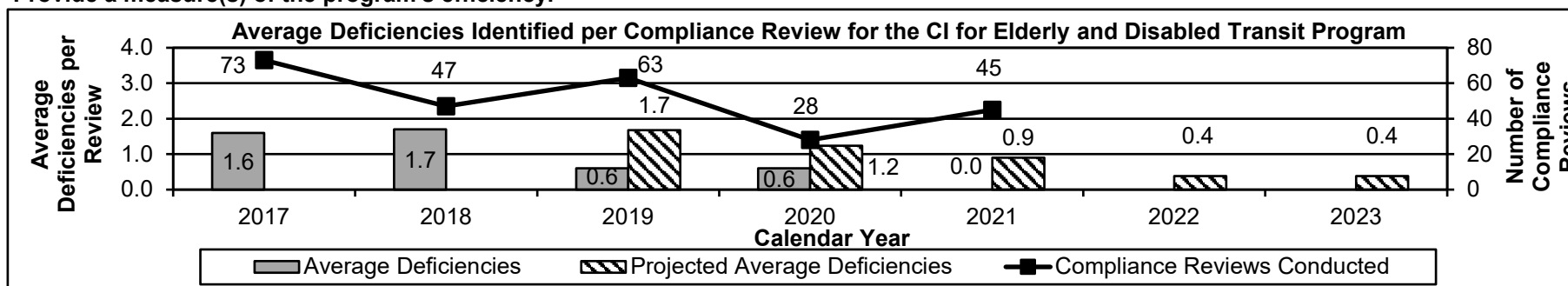
Program is found in the following core budget(s): CI - Elderly &amp; Disab. Transit Sec. 5310

## 2c. Provide a measure(s) of the program's impact.



Agencies participating in the Section 5310 program are required to develop coordinated public transit human services transportation plans. Section 5303 planning funds are used to develop coordinated plans for Section 5310 sub-recipients shown above. A one-way trip occurs every time an individual boards a bus. In 2021, one-way trips declined significantly due to the COVID-19 pandemic. As a result, the 2022 and 2023 projections are based on ridership returning to 2018 ridership levels. Fiscal year 2022 data was not available at time of publication and will be released in October.

## 2d. Provide a measure(s) of the program's efficiency.



Compliance reviews can consist of 20 different review areas. Some of the review areas include: Project Management, Procurement, Asset Management, Equal Employment Opportunity, Americans with Disabilities Act, Drug and Alcohol Compliance, Discrimination, etc. Compliance reviews are conducted by a hired consultant on agencies once every three years. A deficiency is a violation of an FTA or state requirement, which requires corrective action by a pre-determined date. Since each agency is reviewed once every three years, agencies are now receiving their second compliance review. This has resulted in much higher compliance rates starting in fiscal year 2019. Note that on-site compliance reviews were shifted to virtual reviews in March of 2020 due to the pandemic. The 2022 and 2023 projections were established by averaging the last three fiscal years of average deficiencies and projecting a five percent improvement.

## PROGRAM DESCRIPTION

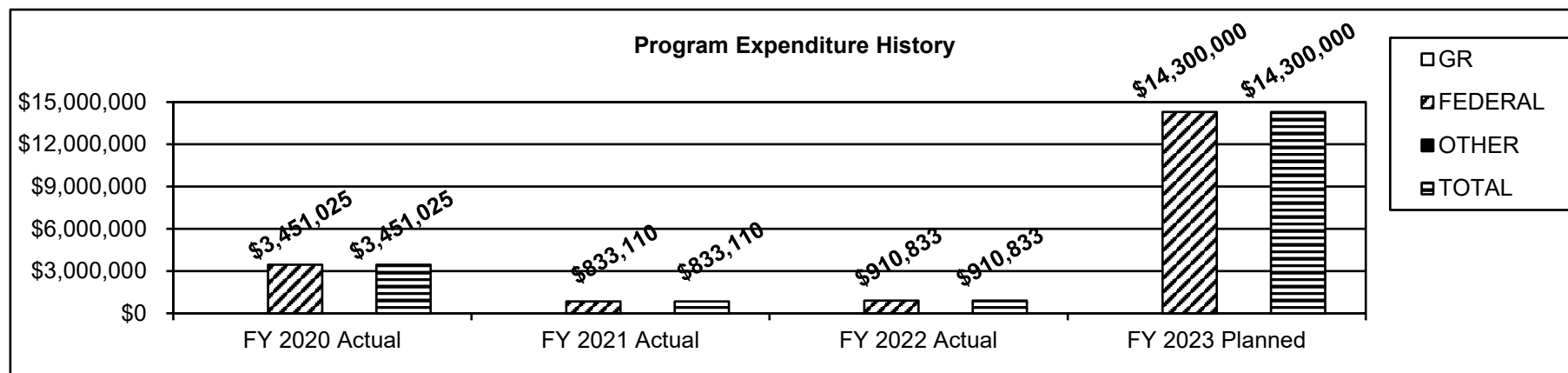
Department of Transportation

HB Section(s): 4.495

Program Name: CI - Elderly &amp; Disab. Transit Sec. 5310

Program is found in the following core budget(s): CI - Elderly &amp; Disab. Transit Sec. 5310

3. Provide actual expenditures for the prior three fiscal years and planned expenditures for the current fiscal year. (Note: Amounts do not include fringe benefit costs.)



4. What are the sources of the "Other " funds?  
N/A
5. What is the authorization for this program, i.e., federal or state statute, etc.? (Include the federal program number, if applicable.)  
Title 49 USC 5310 and 33.546, RSMo.
6. Are there federal matching requirements? If yes, please explain.  
Yes, a 20 percent local fund match is required for capital projects and a 50 percent local funds match for operating projects.
7. Is this a federally mandated program? If yes, please explain.  
No

*This page left blank intentionally.*





**DECISION ITEM SUMMARY**

<b>Budget Unit</b>								
<b>Decision Item</b>	<b>FY 2022</b>	<b>FY 2022</b>	<b>FY 2023</b>	<b>FY 2023</b>	<b>FY 2024</b>	<b>FY 2024</b>	<b>*****</b>	<b>*****</b>
<b>Budget Object Summary</b>	<b>ACTUAL</b>	<b>ACTUAL</b>	<b>BUDGET</b>	<b>BUDGET</b>	<b>DEPT REQ</b>	<b>DEPT REQ</b>	<b>SECURED</b>	<b>SECURED</b>
<b>Fund</b>	<b>DOLLAR</b>	<b>FTE</b>	<b>DOLLAR</b>	<b>FTE</b>	<b>DOLLAR</b>	<b>FTE</b>	<b>COLUMN</b>	<b>COLUMN</b>
<b>RURAL FORMULA TRANSIT GRANTS</b>								
<b>CORE</b>								
EXPENSE & EQUIPMENT								
MULTIMODAL OPERATIONS FEDERAL	521,277	0.00	510,645	0.00	510,645	0.00	0	0.00
TOTAL - EE	521,277	0.00	510,645	0.00	510,645	0.00	0	0.00
PROGRAM-SPECIFIC								
MULTIMODAL OPERATIONS FEDERAL	4,475,448	0.00	30,489,355	0.00	30,489,355	0.00	0	0.00
MODOT FEDERAL STIMULUS	16,800,181	0.00	61,770,760	0.00	18,000,000	0.00	0	0.00
MODOT FEDERAL STIM 2021 FUND	0	0.00	12,903,690	0.00	12,903,690	0.00	0	0.00
TOTAL - PD	21,275,629	0.00	105,163,805	0.00	61,393,045	0.00	0	0.00
<b>TOTAL</b>	<b>21,796,906</b>	<b>0.00</b>	<b>105,674,450</b>	<b>0.00</b>	<b>61,903,690</b>	<b>0.00</b>	<b>0</b>	<b>0.00</b>
<b>GRAND TOTAL</b>	<b>\$21,796,906</b>	<b>0.00</b>	<b>\$105,674,450</b>	<b>0.00</b>	<b>\$61,903,690</b>	<b>0.00</b>	<b>\$0</b>	<b>0.00</b>

*This page left blank intentionally.*

## 1. CORE FINANCIAL SUMMARY

	FY 2024 Budget Request			
	GR	Federal	Other	Total
PS	0	0	0	0
EE	0	510,645	0	510,645
PSD	0	48,489,355	0	48,489,355
TRF	0	0	0	0
<b>Total</b>	<b>0</b>	<b>49,000,000</b>	<b>0</b>	<b>49,000,000</b>

<b>FTE</b>	<b>0.00</b>	<b>0.00</b>	<b>0.00</b>	<b>0.00</b>
------------	-------------	-------------	-------------	-------------

<b>HB 4</b>	0	0	0	0
<b>HB 5</b>	0	0	0	0

*Note: Fringes budgeted in House Bill 5 except for certain fringes budgeted directly to MoDOT, Highway Patrol, and Conservation.*

Other Funds:

## 2. CORE DESCRIPTION

These federal funds are distributed through an application process and provide planning, capital and operating assistance to provide transit service throughout rural Missouri. This appropriation is used to maintain minimum levels of access to public transportation in non-urbanized areas, support rural municipal transit systems, including intercity bus services, and provide employment related transportation assistance to welfare recipients and other low-income persons.

The Coronavirus Aid, Relief and Economic Security (CARES) Act of 2020 was signed into law on March 27, 2020. Transit CARES Act funding administered by MoDOT for rural public transit was obligated into an approved FTA grant on April 10, 2020. The \$61,770,760 grant reflects almost three times the funding MoDOT receives from the annual FTA Section 5311 rural formula program allocation. Transit CARES Act funds are available until expended. We envision a draw down period of at least four years. Rural transit providers submitted invoices totaling \$4.1 million in fiscal year 2020, \$19.4 million in fiscal year 2021 and \$16.8 million in fiscal year 2022. Transit agencies are trying to be very strategic with the expenditure of this 100 percent federal share funding.

<b>Budget Unit:</b>	<b>Multimodal Operations</b>
---------------------	------------------------------

## HB Section: 4.505

### FY 2024 Governor's Recommendation

	GR	Federal	Other	Total
PS	0	0	0	0
EE	0	0	0	0
PSD	0	0	0	0
TRF	0	0	0	0
<b>Total</b>	<b>0</b>	<b>0</b>	<b>0</b>	<b>0</b>

<b>FTE</b>	<b>0.00</b>	<b>0.00</b>	<b>0.00</b>	<b>0.00</b>
------------	-------------	-------------	-------------	-------------

<b>HB 4</b>	0	0	0	0
<b>HB 5</b>	0	0	0	0

*Note: Fringes budgeted in House Bill 5 except for certain fringes budgeted directly to MoDOT, Highway Patrol, and Conservation.*

Other Funds:

## CORE DECISION ITEM

<b>Department of Transportation</b>	<b>Budget Unit:</b>	<b>Multimodal Operations</b>
<b>Division: Multimodal Operations</b>		
<b>Core: Formula Transit Grants for Rural Areas - Section 5311</b>	<b>HB Section:</b>	<b>4.505</b>
<b>3. PROGRAM LISTING (list programs included in this core funding)</b>		
<p>Eligible providers include:</p> <p>Burlington Trailways</p> <p>Cape Girardeau County Transit Authority</p> <p>City of Bloomfield</p> <p>City of Carthage</p> <p>City of Clinton</p> <p>City of El Dorado Springs</p> <p>City of Excelsior Springs</p> <p>City of Houston</p> <p>City of Lamar</p> <p>City of Mt. Vernon</p> <p>City of Nevada</p> <p>City of New Madrid</p> <p>City of West Plains</p> <p>Dunklin County Transit Service, Inc.</p> <p>Greyhound Lines, Inc.</p> <p>Jefferson Lines</p> <p>Licking Bridge Builders, Inc.</p> <p>Macon Area Chamber of Commerce</p> <p>Mississippi County Transit System</p> <p>OATS, Inc.</p> <p>Ray County Transportation, Inc.</p> <p>Ripley County Transit, Inc.</p> <p>Scott County Transit System, Inc.</p> <p>SERVE, Inc.</p> <p>SMTS, Inc.</p> <p>Village Tours, Inc.</p> <p>New Bourbon Regional Port Authority</p> <p>Mississippi County Port Authority</p>		

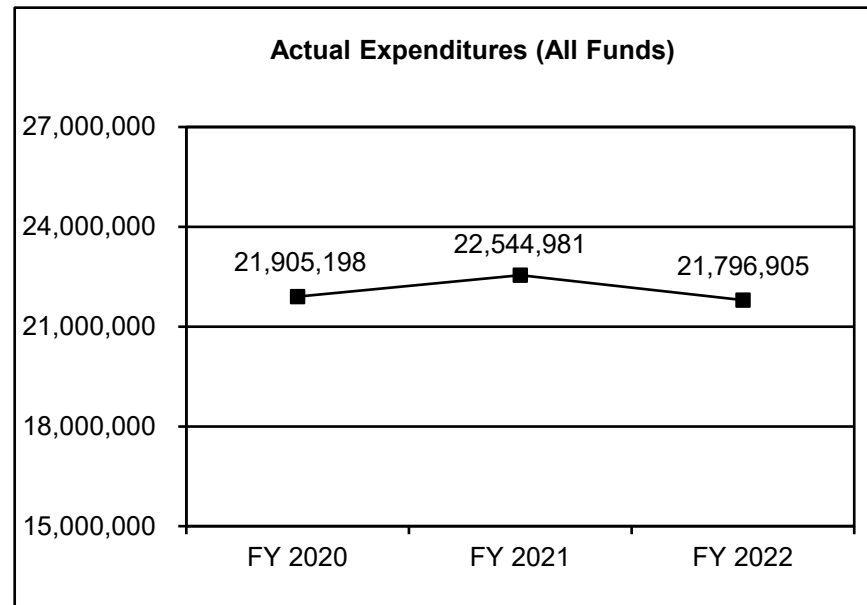
## CORE DECISION ITEM

Department of Transportation	Budget Unit: Multimodal Operations
Division: Multimodal Operations	
Core: Formula Transit Grants for Rural Areas - Section 5311	HB Section: 4.505

## 4. FINANCIAL HISTORY

	FY 2020 Actual	FY 2021 Actual	FY 2022 Actual	FY 2023 Current Yr.
Appropriation (All Funds)	51,000,000	93,720,760	93,920,760	92,770,760
Less Reverted (All Funds)	0	0	0	N/A
Less Restricted (All Funds)*	0	0	0	N/A
Budget Authority (All Funds)	51,000,000	93,720,760	93,920,760	N/A
Actual Expenditures (All Funds)	21,905,198	22,544,981	21,796,905	N/A
Unexpended (All Funds)	29,094,802	71,175,779	72,123,855	N/A
Unexpended, by Fund:				
General Revenue	0	0	0	N/A
Federal	29,094,802	71,175,779	72,123,855	N/A
Other	0	0	0	N/A
	(1), (2)	(2)	(2)	

\*Restricted amount is N/A



Reverted includes the statutory three percent reserve amount (when applicable).

Restricted includes any Governor's Expenditure Restrictions which remained at the end of the fiscal year (when applicable).

**NOTES:**

(1) The unexpended balance for 2020 does not include \$1,705,000 of flexibility moved from Formula Transit Grants for Rural Areas - Sec 5311 to Bus Facility Transit Grants - Sec 5339.

(2) The unexpended balance of the appropriation includes committed budget authority in the form of purchase orders for vehicles ordered in one fiscal year, but not delivered until the following fiscal year. The following table breaks out these amounts.

	FY 2020	FY 2021	FY 2022
Purchase Orders	\$21.4 million	\$37.1 million	\$34.8 million

## FLEXIBILITY REQUEST FORM

<b>BUDGET UNIT NUMBER:</b> Multiple <b>BUDGET UNIT NAME:</b> Multiple <b>HOUSE BILL SECTION:</b> 4.495, 4.505, 4.510, 4.515, 4.520		<b>DEPARTMENT:</b> Missouri Department of Transportation (MoDOT) <b>DIVISION:</b> Multimodal Operations	
<b>1. Provide the amount by fund of personal service flexibility and the amount by fund of expense and equipment flexibility you are requesting in dollar and percentage terms and explain why the flexibility is needed. If flexibility is being requested among divisions, provide the amount by fund of flexibility you are requesting in dollar and percentage terms and explain why the flexibility is needed.</b>			
<b>DEPARTMENT REQUEST</b>			
The department is requesting 25 percent flexibility for fiscal year 2024 between the federal transit program appropriations from the Multimodal Operations Federal Fund in the House Bill Sections listed above. This flexibility allows MoDOT to more effectively administer federal funds received from the Federal Transit Administration.			
<b>2. Estimate how much flexibility will be used for the budget year. How much flexibility was used in the Prior Year Budget and the Current Year Budget? Please specify the amount.</b>			
<b>PRIOR YEAR ACTUAL AMOUNT OF FLEXIBILITY USED</b>	<b>CURRENT YEAR ESTIMATED AMOUNT OF FLEXIBILITY THAT WILL BE USED</b>	<b>BUDGET REQUEST ESTIMATED AMOUNT OF FLEXIBILITY THAT WILL BE USED</b>	
N/A - Flexibility was not used in the prior year.	The General Assembly approved 25 percent flexibility between the federal transit program appropriations from the Multimodal Operations Federal Fund in the House Bill Sections listed above in fiscal year 2023; however, the amount of flexibility that will be used is unknown.	The department is requesting 25 percent flexibility between the federal transit program appropriations from the Multimodal Operations Federal Fund in the House Bill Sections listed above, as needed.	
<b>3. Please explain how flexibility was used in the prior and/or current years.</b>			
<b>Prior Year Explain Actual Use</b>		<b>Current Year Explain Planned Use</b>	
N/A - Flexibility was not used in the prior year.		N/A - Flexibility has not yet been used in the current year.	

**FY 2024  
Flexibility Requests**

MISSOURI DEPARTMENT OF TRANSPORTATION (MoDOT)							
						FLEXIBILITY	
HB	APPROP	APPROP NAME	FUND	FUND	FY 23 APPROP AMT	FY 23 TAFP	FY 24 REQUESTED
4.495	8493	CI GRANTS SECTION 5310	0126	FED	\$14,300,000	25%	25%
4.505	8726	FORMULA TRANSIT GRANTS FOR RURAL AREAS SECTION 5311	0126	FED	\$31,000,000	25%	25%
4.510	1316	CAPITAL GRANTS SECTION 5309	0126	FED	\$1,000,000	25%	25%
4.515	0437	PLANNING GRANTS SECTION 5303	0126	FED	\$1,500,000	25%	25%
4.520	8249	BUS & BUS FACILITY TRANSIT GRANTS SECTION 5339	0126	FED	\$13,400,000	25%	25%

---

**CORE RECONCILIATION**


---

**MO DEPT. OF TRANSPORTATION****RURAL FORMULA TRANSIT GRANTS****5. CORE RECONCILIATION**

	Budget Class	FTE	GR	Federal	Other	Total	Explanation
<b>TAFP AFTER VETOES</b>							
	EE	0.00	0	510,645	0	510,645	
	PD	0.00	0	105,163,805	0	105,163,805	
	<b>Total</b>	<b>0.00</b>	<b>0</b>	<b>105,674,450</b>	<b>0</b>	<b>105,674,450</b>	
<b>DEPARTMENT CORE ADJUSTMENTS</b>							
Core Reduction	[#650] PD	0.00	0	(43,770,760)	0	(43,770,760)	Rural Formula Transit Grants reduction for prior year expenditures
<b>NET DEPARTMENT CHANGES</b>		<b>0.00</b>	<b>0</b>	<b>(43,770,760)</b>	<b>0</b>	<b>(43,770,760)</b>	
<b>DEPARTMENT CORE REQUEST</b>							
	EE	0.00	0	510,645	0	510,645	
	PD	0.00	0	61,393,045	0	61,393,045	
	<b>Total</b>	<b>0.00</b>	<b>0</b>	<b>61,903,690</b>	<b>0</b>	<b>61,903,690</b>	
<b>GOVERNOR'S RECOMMENDED CORE</b>							
	EE	0.00	0	510,645	0	510,645	
	PD	0.00	0	61,393,045	0	61,393,045	
	<b>Total</b>	<b>0.00</b>	<b>0</b>	<b>61,903,690</b>	<b>0</b>	<b>61,903,690</b>	



**DECISION ITEM DETAIL**

Budget Unit	FY 2022	FY 2022	FY 2023	FY 2023	FY 2024	FY 2024	*****	*****
Decision Item	ACTUAL	ACTUAL	BUDGET	BUDGET	DEPT REQ	DEPT REQ	SECURED	SECURED
Budget Object Class	DOLLAR	FTE	DOLLAR	FTE	DOLLAR	FTE	COLUMN	COLUMN
<b>RURAL FORMULA TRANSIT GRANTS</b>								
<b>CORE</b>								
PROFESSIONAL DEVELOPMENT	0	0.00	14,867	0.00	14,867	0.00	0	0.00
PROFESSIONAL SERVICES	521,277	0.00	495,778	0.00	495,778	0.00	0	0.00
<b>TOTAL - EE</b>	<b>521,277</b>	<b>0.00</b>	<b>510,645</b>	<b>0.00</b>	<b>510,645</b>	<b>0.00</b>	<b>0</b>	<b>0.00</b>
PROGRAM DISTRIBUTIONS	21,275,629	0.00	105,002,809	0.00	61,232,049	0.00	0	0.00
REFUNDS	0	0.00	160,996	0.00	160,996	0.00	0	0.00
<b>TOTAL - PD</b>	<b>21,275,629</b>	<b>0.00</b>	<b>105,163,805</b>	<b>0.00</b>	<b>61,393,045</b>	<b>0.00</b>	<b>0</b>	<b>0.00</b>
<b>GRAND TOTAL</b>	<b>\$21,796,906</b>	<b>0.00</b>	<b>\$105,674,450</b>	<b>0.00</b>	<b>\$61,903,690</b>	<b>0.00</b>	<b>\$0</b>	<b>0.00</b>
<b>GENERAL REVENUE</b>	<b>\$0</b>	<b>0.00</b>	<b>\$0</b>	<b>0.00</b>	<b>\$0</b>	<b>0.00</b>		<b>0.00</b>
<b>FEDERAL FUNDS</b>	<b>\$21,796,906</b>	<b>0.00</b>	<b>\$105,674,450</b>	<b>0.00</b>	<b>\$61,903,690</b>	<b>0.00</b>		<b>0.00</b>
<b>OTHER FUNDS</b>	<b>\$0</b>	<b>0.00</b>	<b>\$0</b>	<b>0.00</b>	<b>\$0</b>	<b>0.00</b>		<b>0.00</b>

## PROGRAM DESCRIPTION

Department of Transportation

HB Section(s): 4.505

Program Name: Formula Transit Grants for Rural Areas - Section 5311

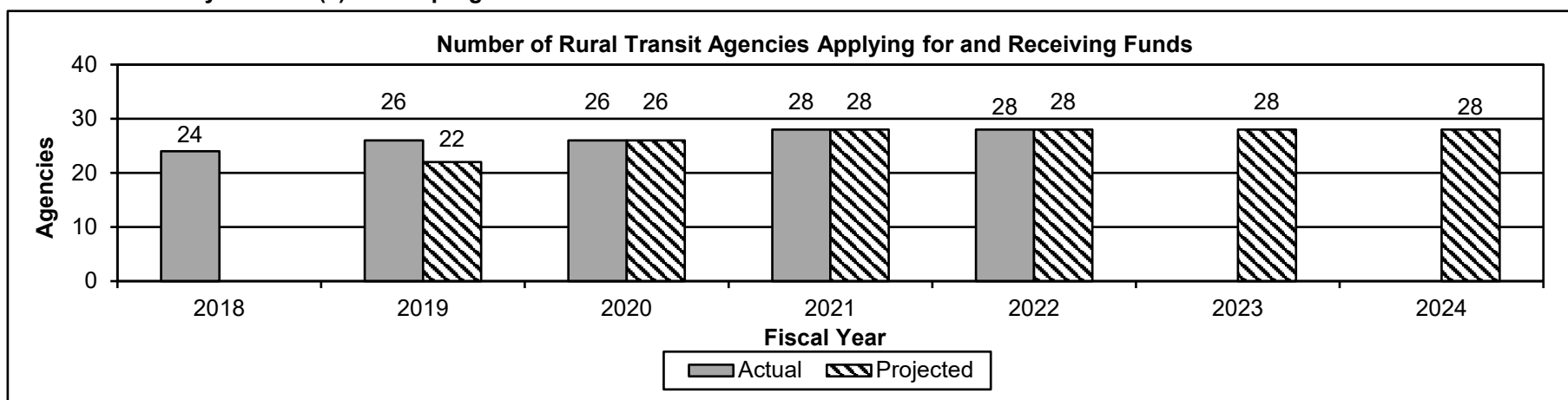
Program is found in the following core budget(s): Formula Transit Grants for Rural Areas - Section 5311

**1a. What strategic priority does this program address?**

Service - providing outstanding customer service, delivering efficient and innovative transportation projects and operating a reliable transportation system

**1b. What does this program do?**

These federal funds are distributed through an application process and provide planning, capital and operating assistance for access to medical care, social services and employment. Rural public transit providers and intercity bus carriers apply to MoDOT's Transit Section for these Section 5311 grants to carry out rural public transit related service, planning and capital projects. This program is used to maintain minimum levels of access to public transportation in non-urbanized areas and support rural municipal transit systems, including intercity bus services. The Federal Transit Administration provides grants to states on a formula basis for nonurban transit in the Section 5311 program. Funding is based on yearly applications submitted to MoDOT. Requests for operating assistance are given priority over capital project requests. Once operating assistance is awarded, capital requests are reviewed for award, if funding is available. Operating assistance awards are based upon the applicant budget for the coming year compared to previous years expenditures.

**2a. Provide an activity measure(s) for the program.**

The fiscal year 2019 projection did not include intercity bus carriers as a result of not anticipating requests for funding under this program by those agencies. The fiscal year 2023 and 2024 projections were based upon the current participation of rural transit agencies in 2022.

## PROGRAM DESCRIPTION

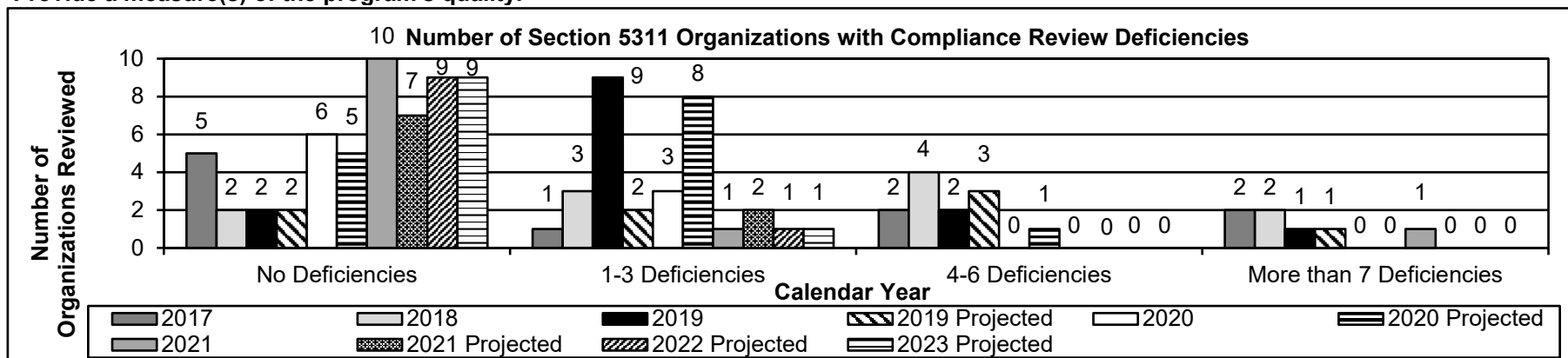
Department of Transportation

HB Section(s): 4.505

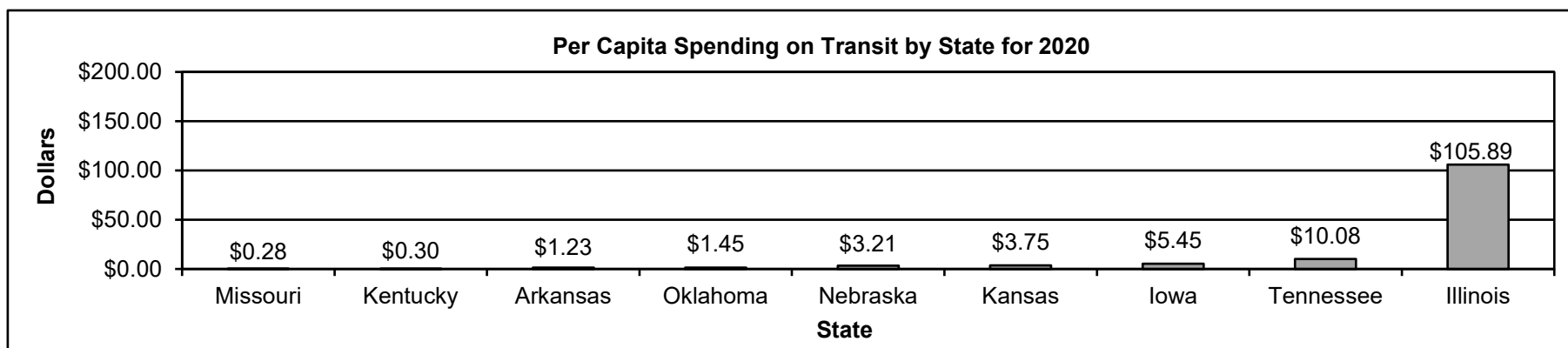
Program Name: Formula Transit Grants for Rural Areas - Section 5311

Program is found in the following core budget(s): Formula Transit Grants for Rural Areas - Section 5311

## 2b. Provide a measure(s) of the program's quality.



A deficiency is a violation of a Federal Transit Administration (FTA) or state requirement, which requires corrective action by a pre-determined date in order to maintain eligibility for transit funding programs. The 2022 and 2023 projections are based off an approximate 10 percent reduction from the prior year of deficiencies in any category greater than no deficiencies.



Per capita spending was calculated by dividing the state's transit funding by the state's population. Data is obtained through the American Association of State Highway and Transportation Officials (AASHTO) Survey for State Funding for Public Transportation published in June of 2022.

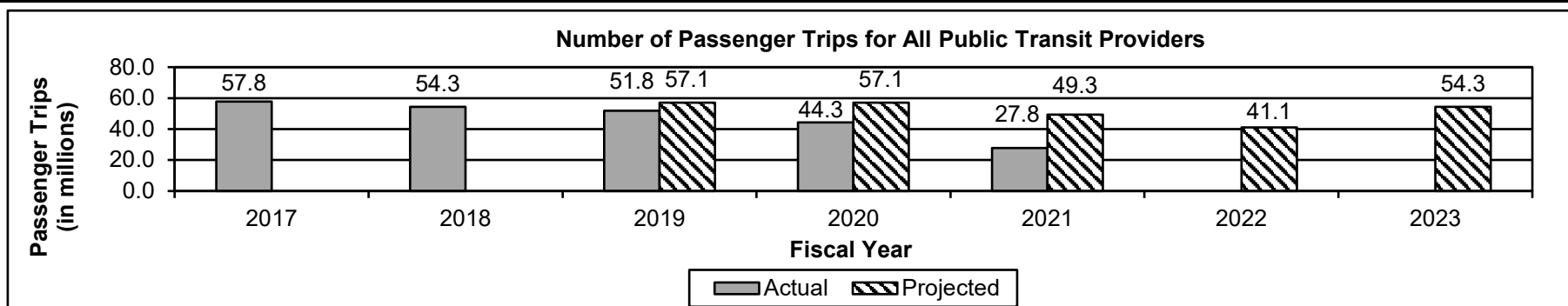
## PROGRAM DESCRIPTION

Department of Transportation

HB Section(s): 4.505

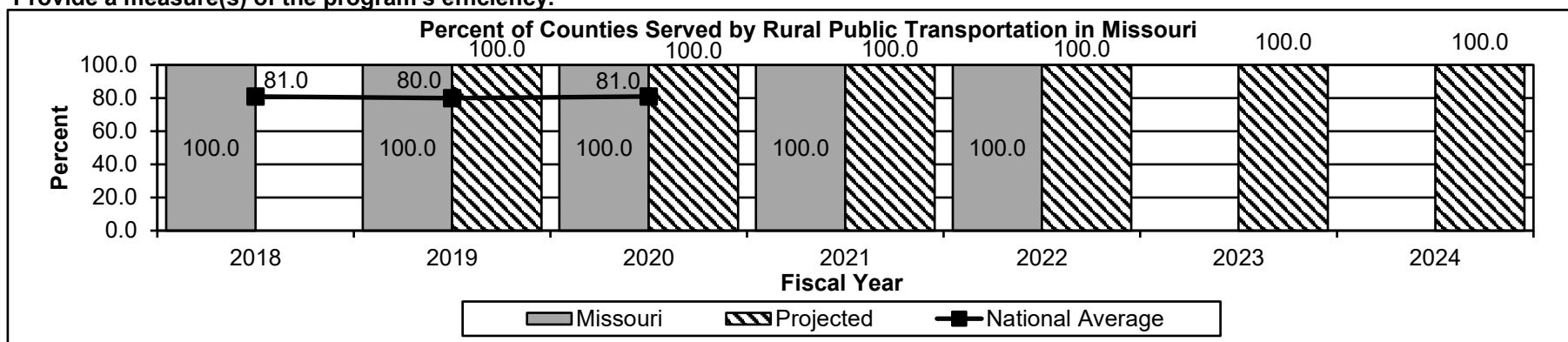
Program Name: Formula Transit Grants for Rural Areas - Section 5311

Program is found in the following core budget(s): Formula Transit Grants for Rural Areas - Section 5311



This graph includes transit passenger trips from all transit programs and not just this program. Passenger trips are counted based upon the number of stops. For example: if a person rides a bus to the doctor's office, the grocery store and home, the number of trips would be three. In 2019, Amtrak ridership declined significantly due to flooding. In 2020 and 2021, Amtrak ridership declined significantly due to the COVID-19 pandemic. Fiscal year 2021 data was not available at time of publication and will be released in fall of 2022. The 2022 and 2023 projections are based on ridership returning to the number of passenger trips in 2018.

## 2d. Provide a measure(s) of the program's efficiency.



This graph includes the counties served by rural public transportation providers that participate in all federal and state transit programs administered by MoDOT. Rural public transportation providers are classified as serving a population of less than 50,000. The 2021 national average data was not available at the time of publication and will be released in late fall of 2022.

## PROGRAM DESCRIPTION

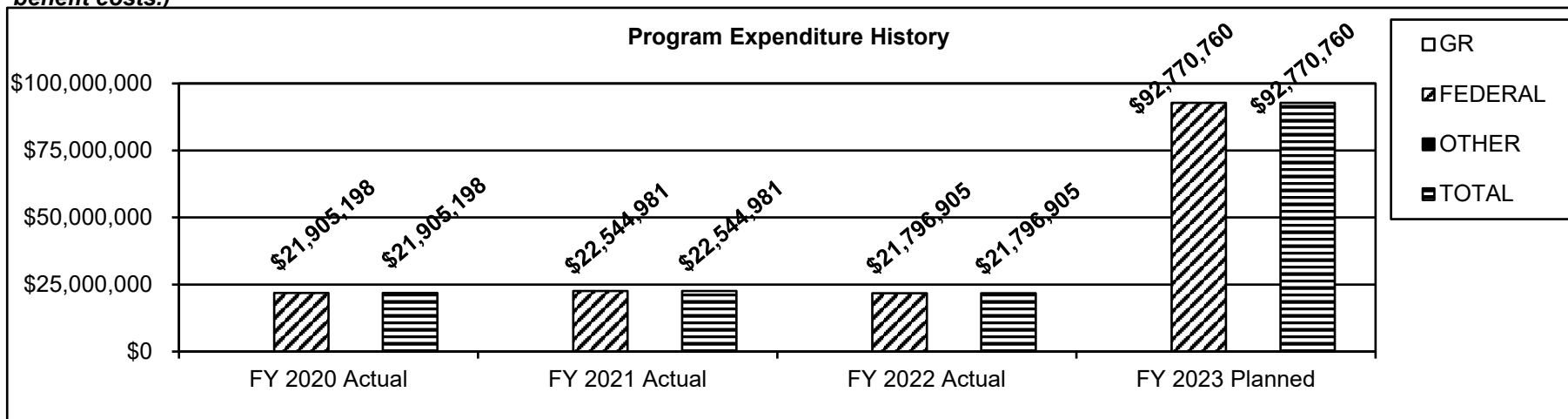
Department of Transportation

HB Section(s): 4.505

Program Name: Formula Transit Grants for Rural Areas - Section 5311

Program is found in the following core budget(s): Formula Transit Grants for Rural Areas - Section 5311

3. Provide actual expenditures for the prior three fiscal years and planned expenditures for the current fiscal year. (Note: Amounts do not include fringe benefit costs.)



4. What are the sources of the "Other " funds?

N/A

5. What is the authorization for this program, i.e., federal or state statute, etc.? (Include the federal program number, if applicable.)

Title XII of Division B of the CARES Act, administered through Title 49 USC 5311-5 and Title 49 USC 5311 and 33.546, RSMo.

6. Are there federal matching requirements? If yes, please explain.

Yes. Transit operating assistance requires a minimum 50 percent match of the individual program's net deficit (projected costs less projected fares). Transit capital assistance requires 20 - 50 percent matching funds. The CARES Act funding does not require any matching funds.

7. Is this a federally mandated program? If yes, please explain.

No

*This page left blank intentionally.*



**DECISION ITEM SUMMARY**

<b>Budget Unit</b>								
<b>Decision Item</b>	<b>FY 2022</b>	<b>FY 2022</b>	<b>FY 2023</b>	<b>FY 2023</b>	<b>FY 2024</b>	<b>FY 2024</b>	<b>*****</b>	<b>*****</b>
<b>Budget Object Summary</b>	<b>ACTUAL</b>	<b>ACTUAL</b>	<b>BUDGET</b>	<b>BUDGET</b>	<b>DEPT REQ</b>	<b>DEPT REQ</b>	<b>SECURED</b>	<b>SECURED</b>
<b>Fund</b>	<b>DOLLAR</b>	<b>FTE</b>	<b>DOLLAR</b>	<b>FTE</b>	<b>DOLLAR</b>	<b>FTE</b>	<b>COLUMN</b>	<b>COLUMN</b>
<b>RURAL FORMULA TRANSIT GRANTS</b>								
<b>CORE</b>								
EXPENSE & EQUIPMENT								
MULTIMODAL OPERATIONS FEDERAL	521,277	0.00	510,645	0.00	510,645	0.00	0	0.00
TOTAL - EE	521,277	0.00	510,645	0.00	510,645	0.00	0	0.00
PROGRAM-SPECIFIC								
MULTIMODAL OPERATIONS FEDERAL	4,475,448	0.00	30,489,355	0.00	30,489,355	0.00	0	0.00
MODOT FEDERAL STIMULUS	16,800,181	0.00	61,770,760	0.00	18,000,000	0.00	0	0.00
MODOT FEDERAL STIM 2021 FUND	0	0.00	12,903,690	0.00	12,903,690	0.00	0	0.00
TOTAL - PD	21,275,629	0.00	105,163,805	0.00	61,393,045	0.00	0	0.00
<b>TOTAL</b>	<b>21,796,906</b>	<b>0.00</b>	<b>105,674,450</b>	<b>0.00</b>	<b>61,903,690</b>	<b>0.00</b>	<b>0</b>	<b>0.00</b>
<b>GRAND TOTAL</b>	<b>\$21,796,906</b>	<b>0.00</b>	<b>\$105,674,450</b>	<b>0.00</b>	<b>\$61,903,690</b>	<b>0.00</b>	<b>\$0</b>	<b>0.00</b>



*This page left blank intentionally.*

## 1. CORE FINANCIAL SUMMARY

	FY 2024 Budget Request			
	GR	Federal	Other	Total
PS	0	0	0	0
EE	0	0	0	0
PSD	0	12,903,690	0	12,903,690
TRF	0	0	0	0
<b>Total</b>	<b>0</b>	<b>12,903,690</b>	<b>0</b>	<b>12,903,690</b>

FTE	0.00	0.00	0.00	0.00
-----	------	------	------	------

HB 4	0	0	0	0
------	---	---	---	---

<b>HB 5</b>	0	0	0	0
-------------	---	---	---	---

*Note: Fringes budgeted in House Bill 5 except for certain fringes budgeted directly to MoDOT, Highway Patrol, and Conservation.*

Other Funds:

## 2. CORE DESCRIPTION

The American Rescue Plan Act (ARPA) of 2021 was signed into law on March 11, 2021 under Section 3401. This appropriation allows for expenditures of ARPA funds to support the nation's public transportation systems as they continue to respond to the COVID-19 pandemic and support the President's call to vaccinate the U.S. population. Transit ARPA funding will be administered by MoDOT for rural public transit, Rural Transportation Assistance Program (RTAP) and Intercity Bus. ARPA funding will also be used to enhance the mobility of senior citizens and persons with disabilities that have limited access to their communities (medical, employment, shopping, etc.) where public transportation is unavailable, insufficient or inappropriate. Transit ARPA funds are available until September 30, 2024 at 100 percent federal share funding.

The Federal Transit Administration (FTA) established ARPA allocations by state. This appropriation will allow Section 5311 funds that supports rural public transportation providers, rural technical assistance program (RTAP), intercity bus; and Section 5310 funds that support enhanced mobility of seniors and individuals with disabilities for urbanized and nonurbanized areas of the state to expend their respective ARPA allocations. This program is authorized in Section 3401 of the American Rescue Plan Act of 2021.

Budget Unit:	<u>Multimodal Operations</u>
HB Section:	4.505

**FY 2024 Governor's Recommendation**

	GR	Federal	Other	Total
PS	0	0	0	0
EE	0	0	0	0
PSD	0	0	0	0
TRF	0	0	0	0
<b>Total</b>	<b>0</b>	<b>0</b>	<b>0</b>	<b>0</b>

<b>FTE</b>	<b>0.00</b>	<b>0.00</b>	<b>0.00</b>	<b>0.00</b>
------------	-------------	-------------	-------------	-------------

HB 4	0	0	0	0
------	---	---	---	---

HB 5	0	0	0	0
------	---	---	---	---

*Note: Fringes budgeted in House Bill 5 except for certain fringes budgeted directly to MoDOT, Highway Patrol, and Conservation.*

Other Funds:

## CORE DECISION ITEM

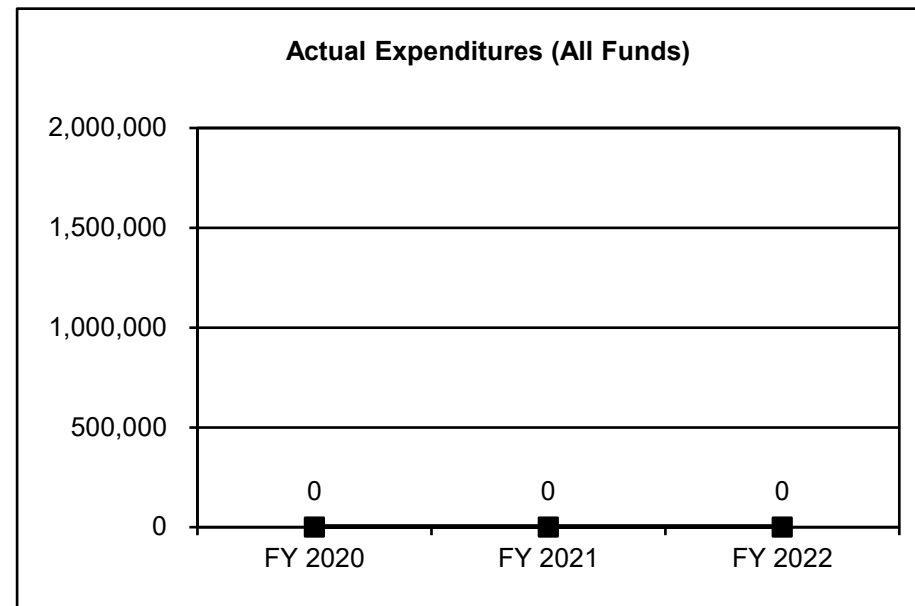
<b>Department of Transportation</b>	<b>Budget Unit:</b>	<b>Multimodal Operations</b>
<b>Division: Multimodal Operations</b>		
<b>Core: ARPA Formula Transit Grants for Rural Areas</b>	<b>HB Section:</b>	<b>4.505</b>
<b>3. PROGRAM LISTING (list programs included in this core funding)</b>		
<p>Eligible Organizations are listed:</p> <p>Cape Girardeau Co. Transit Authority</p> <p>City of Bloomfield</p> <p>City of Carthage</p> <p>City of Clinton</p> <p>City of El Dorado Springs</p> <p>City of Excelsior Springs</p> <p>City of Houston</p> <p>City of Lamar</p> <p>City of Mt. Vernon</p> <p>City of Nevada</p> <p>City of New Madrid</p> <p>City of West Plains</p> <p>Dunklin County</p> <p>Licking Bridge Builders</p> <p>Macon Area Chamber of Commerce</p> <p>Mississippi County</p> <p>OATS, Inc.</p> <p>Ray County</p> <p>Ripley County</p> <p>Scott County</p> <p>SERVE, Inc.</p> <p>SMTS, Inc.</p> <p>New Bourbon Regional Port Authority</p> <p>Mississippi County Port Authority</p> <p>Texas County Memorial</p> <p>Developmental Services of Franklin County</p> <p>Stoddard County ARC</p>		

## CORE DECISION ITEM

<b>Department of Transportation</b>	<b>Budget Unit:</b>	<b>Multimodal Operations</b>
<b>Division: Multimodal Operations</b>		
<b>Core: ARPA Formula Transit Grants for Rural Areas</b>	<b>HB Section:</b>	<b>4.505</b>

## 4. FINANCIAL HISTORY

	<b>FY 2020 Actual</b>	<b>FY 2021 Actual</b>	<b>FY 2022 Actual</b>	<b>FY 2023 Current Yr.</b>
Appropriation (All Funds)	0	0	0	12,903,690
Less Reverted (All Funds)	0	0	0	N/A
Less Restricted (All Funds)*	0	0	0	N/A
Budget Authority (All Funds)	0	0	0	N/A
Actual Expenditures (All Funds)	0	0	0	N/A
Unexpended (All Funds)	0	0	0	N/A
Unexpended, by Fund:				
General Revenue	0	0	0	N/A
Federal	0	0	0	N/A
Other	0	0	0	N/A



\*Restricted amount is N/A

Reverted includes the statutory three percent reserve amount (when applicable).

Restricted includes any Governor's Expenditure Restrictions which remained at the end of the fiscal year (when applicable).

---

**CORE RECONCILIATION**


---

**MO DEPT. OF TRANSPORTATION**  
**RURAL FORMULA TRANSIT GRANTS**


---



---

**5. CORE RECONCILIATION**


---

	Budget Class	FTE	GR	Federal	Other	Total	Explanation
<b>TAFP AFTER VETOES</b>							
	EE	0.00	0	510,645	0	510,645	
	PD	0.00	0	105,163,805	0	105,163,805	
	<b>Total</b>	<b>0.00</b>	<b>0</b>	<b>105,674,450</b>	<b>0</b>	<b>105,674,450</b>	
<b>DEPARTMENT CORE ADJUSTMENTS</b>							
Core Reduction	[#650] PD	0.00	0	(43,770,760)	0	(43,770,760)	Rural Formula Transit Grants reduction for prior year expenditures
<b>NET DEPARTMENT CHANGES</b>		<b>0.00</b>	<b>0</b>	<b>(43,770,760)</b>	<b>0</b>	<b>(43,770,760)</b>	
<b>DEPARTMENT CORE REQUEST</b>							
	EE	0.00	0	510,645	0	510,645	
	PD	0.00	0	61,393,045	0	61,393,045	
	<b>Total</b>	<b>0.00</b>	<b>0</b>	<b>61,903,690</b>	<b>0</b>	<b>61,903,690</b>	
<b>GOVERNOR'S RECOMMENDED CORE</b>							
	EE	0.00	0	510,645	0	510,645	
	PD	0.00	0	61,393,045	0	61,393,045	
	<b>Total</b>	<b>0.00</b>	<b>0</b>	<b>61,903,690</b>	<b>0</b>	<b>61,903,690</b>	

**DECISION ITEM DETAIL**

Budget Unit	FY 2022	FY 2022	FY 2023	FY 2023	FY 2024	FY 2024	*****	*****
Decision Item	ACTUAL	ACTUAL	BUDGET	BUDGET	DEPT REQ	DEPT REQ	SECURED	SECURED
Budget Object Class	DOLLAR	FTE	DOLLAR	FTE	DOLLAR	FTE	COLUMN	COLUMN
<b>RURAL FORMULA TRANSIT GRANTS</b>								
<b>CORE</b>								
PROFESSIONAL DEVELOPMENT	0	0.00	14,867	0.00	14,867	0.00	0	0.00
PROFESSIONAL SERVICES	521,277	0.00	495,778	0.00	495,778	0.00	0	0.00
<b>TOTAL - EE</b>	<b>521,277</b>	<b>0.00</b>	<b>510,645</b>	<b>0.00</b>	<b>510,645</b>	<b>0.00</b>	<b>0</b>	<b>0.00</b>
PROGRAM DISTRIBUTIONS	21,275,629	0.00	105,002,809	0.00	61,232,049	0.00	0	0.00
REFUNDS	0	0.00	160,996	0.00	160,996	0.00	0	0.00
<b>TOTAL - PD</b>	<b>21,275,629</b>	<b>0.00</b>	<b>105,163,805</b>	<b>0.00</b>	<b>61,393,045</b>	<b>0.00</b>	<b>0</b>	<b>0.00</b>
<b>GRAND TOTAL</b>	<b>\$21,796,906</b>	<b>0.00</b>	<b>\$105,674,450</b>	<b>0.00</b>	<b>\$61,903,690</b>	<b>0.00</b>	<b>\$0</b>	<b>0.00</b>
<b>GENERAL REVENUE</b>	<b>\$0</b>	<b>0.00</b>	<b>\$0</b>	<b>0.00</b>	<b>\$0</b>	<b>0.00</b>		<b>0.00</b>
<b>FEDERAL FUNDS</b>	<b>\$21,796,906</b>	<b>0.00</b>	<b>\$105,674,450</b>	<b>0.00</b>	<b>\$61,903,690</b>	<b>0.00</b>		<b>0.00</b>
<b>OTHER FUNDS</b>	<b>\$0</b>	<b>0.00</b>	<b>\$0</b>	<b>0.00</b>	<b>\$0</b>	<b>0.00</b>		<b>0.00</b>

## PROGRAM DESCRIPTION

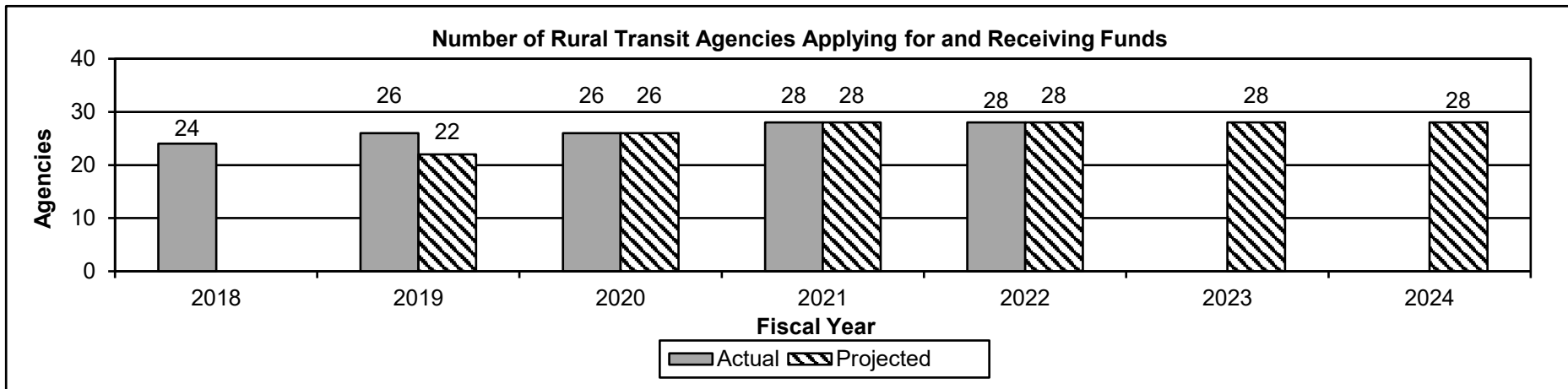
Department of Transportation

HB Section(s): 4.505Program Name: ARPA Formula Transit Grants for Rural AreasProgram is found in the following core budget(s): ARPA Formula Transit Grants for Rural Areas**1a. What strategic priority does this program address?**

Service - providing outstanding customer service, delivering efficient and innovative transportation projects and operating a reliable transportation system

**1b. What does this program do?**

This appropriation allows for expenditures of ARPA funds to support the nation's public transportation systems as they continue to respond to the COVID-19 pandemic and support the President's call to vaccinate the U.S. population. Transit ARPA funding will be administered by MoDOT for rural public transit, Rural Transportation Assistance Program (RTAP) and Intercity Bus. ARPA funding will also be used to enhance the mobility of senior citizens and persons with disabilities that have limited access to their communities (medical, employment, shopping, etc.) where public transportation is unavailable, insufficient or inappropriate. Transit ARPA funds are available until September 30, 2024 at 100 percent federal share funding.

**2a. Provide an activity measure(s) for the program.**

The fiscal year 2019 projection did not include intercity bus carriers as a result of not anticipating requests for funding under this program by those agencies. The fiscal year 2023 and 2024 projections were based upon the current participation of rural transit agencies in 2022.

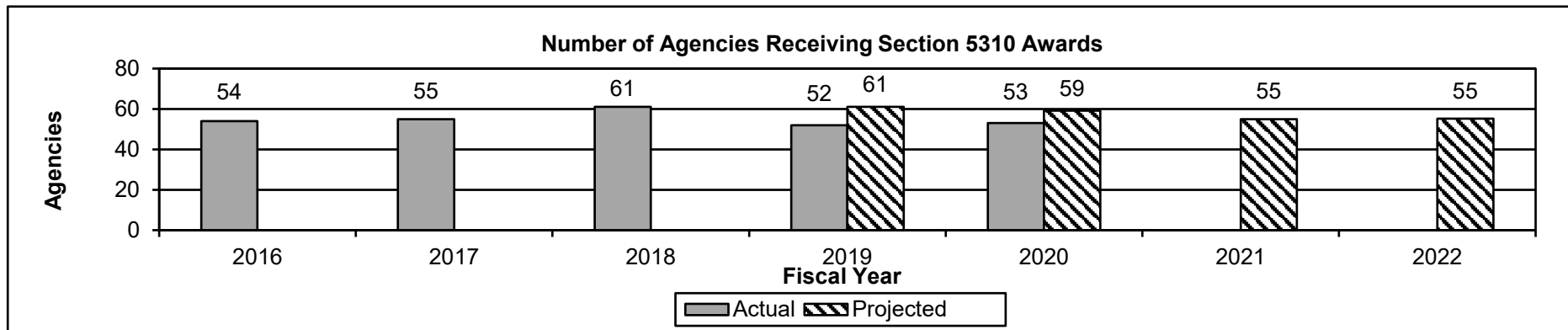
## PROGRAM DESCRIPTION

Department of Transportation

HB Section(s): 4.505

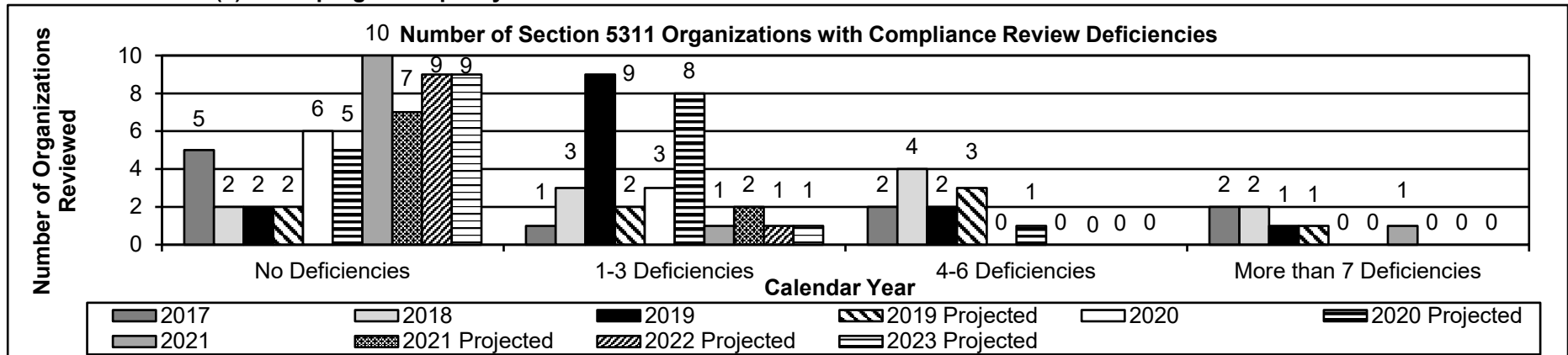
Program Name: ARPA Formula Transit Grants for Rural Areas

Program is found in the following core budget(s): ARPA Formula Transit Grants for Rural Areas



The 2021 and 2022 projections are based off of the average of the last five fiscal years of agencies receiving awards. Due to staffing shortages, fiscal year 2021 data was not available at time of publication and will be released in spring of 2022.

## 2b. Provide a measure(s) of the program's quality.



A deficiency is a violation of a Federal Transit Administration (FTA) or state requirement, which requires corrective action by a pre-determined date in order to maintain eligibility for transit funding programs. The 2022 and 2023 projections are based off an approximate 10 percent reduction from the prior year of deficiencies in any category greater than no deficiencies.



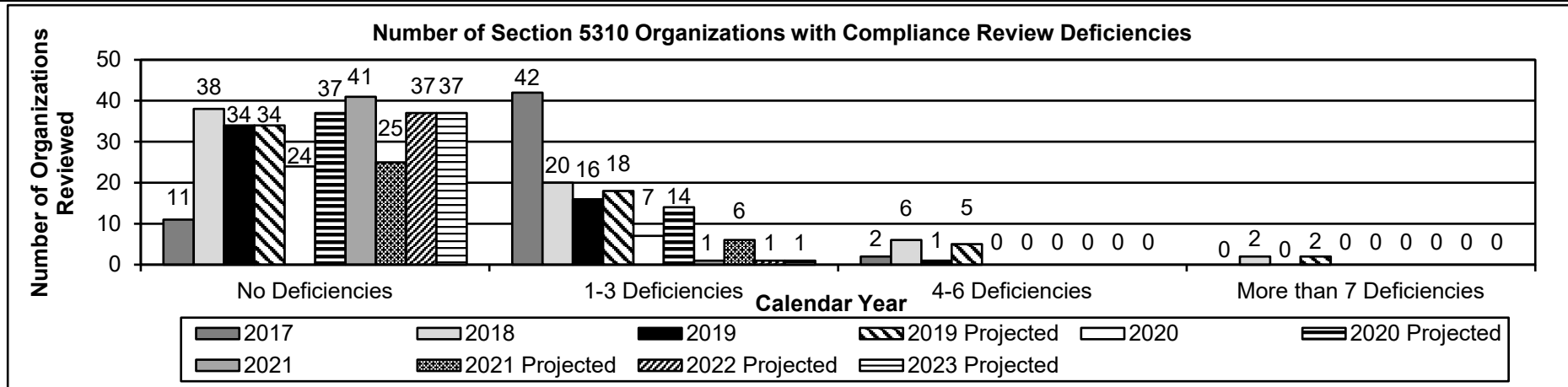
## PROGRAM DESCRIPTION

Department of Transportation

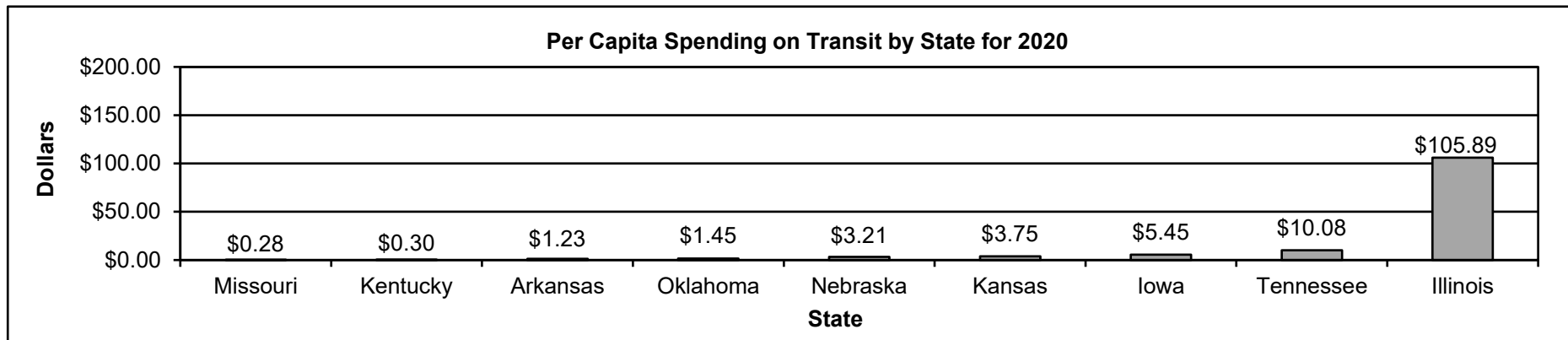
HB Section(s): 4.505

Program Name: ARPA Formula Transit Grants for Rural Areas

Program is found in the following core budget(s): ARPA Formula Transit Grants for Rural Areas



A deficiency is a violation of a Federal Transit Administration (FTA) or state requirement, which requires corrective action by a pre-determined date in order to maintain eligibility for transit funding programs. The 2022 and 2023 projections are based off an approximate 10 percent reduction from the prior year of deficiencies in any category greater than no deficiencies.



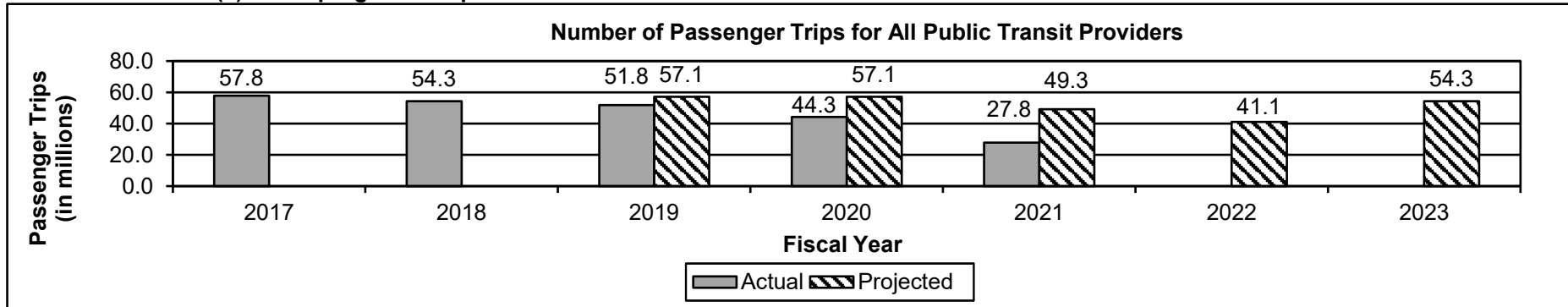
Per capita spending was calculated by dividing the state's transit funding by the state's population. Data is obtained through the American Association of State Highway and Transportation Officials (AASHTO) Survey for State Funding for Public Transportation published in June of 2022.

## PROGRAM DESCRIPTION

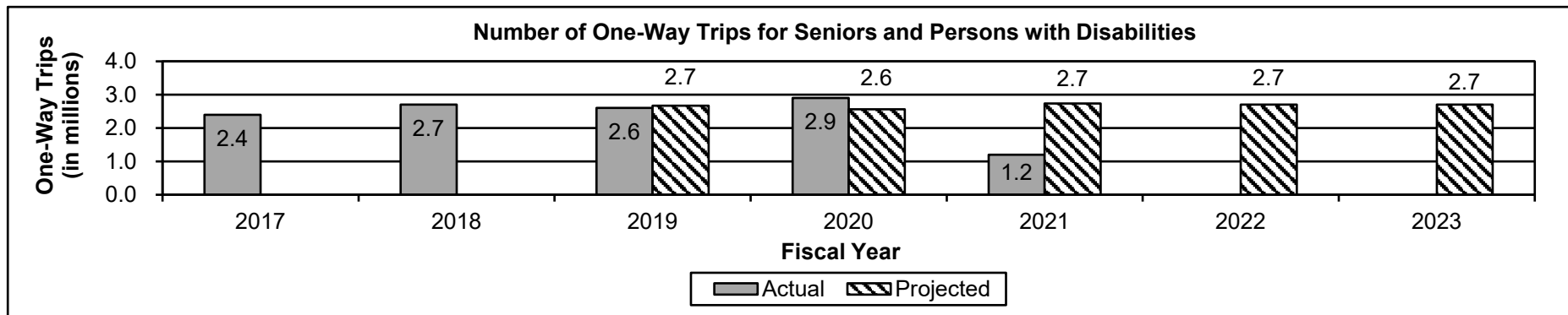
Department of Transportation

HB Section(s): 4.505Program Name: ARPA Formula Transit Grants for Rural AreasProgram is found in the following core budget(s): ARPA Formula Transit Grants for Rural Areas

## 2c. Provide a measure(s) of the program's impact.



This graph includes transit passenger trips from all transit programs and not just this program. Passenger trips are counted based upon the number of stops. For example: if a person rides a bus to the doctor's office, the grocery store and home, the number of trips would be three. In 2019, Amtrak ridership declined significantly due to flooding. In 2020 and 2021, Amtrak ridership declined significantly due to the COVID-19 pandemic. Fiscal year 2022 data was not available at time of publication and will be released in fall of 2022. The 2022 and 2023 projections are based on ridership returning to the number of passenger trips in 2018.



Agencies participating in the Section 5310 program are required to develop coordinated public transit human services transportation plans. Section 5303 planning funds are used to develop coordinated plans for Section 5310 sub-recipients shown above. A one-way trip occurs every time an individual boards a bus. Fiscal year 2022 data was not available at time of publication and will be released in October. In 2021, one-way trips declined significantly due to the COVID-19 pandemic. As a result, the 2022 and 2023 projections are based on ridership returning to 2018 ridership levels.

## PROGRAM DESCRIPTION

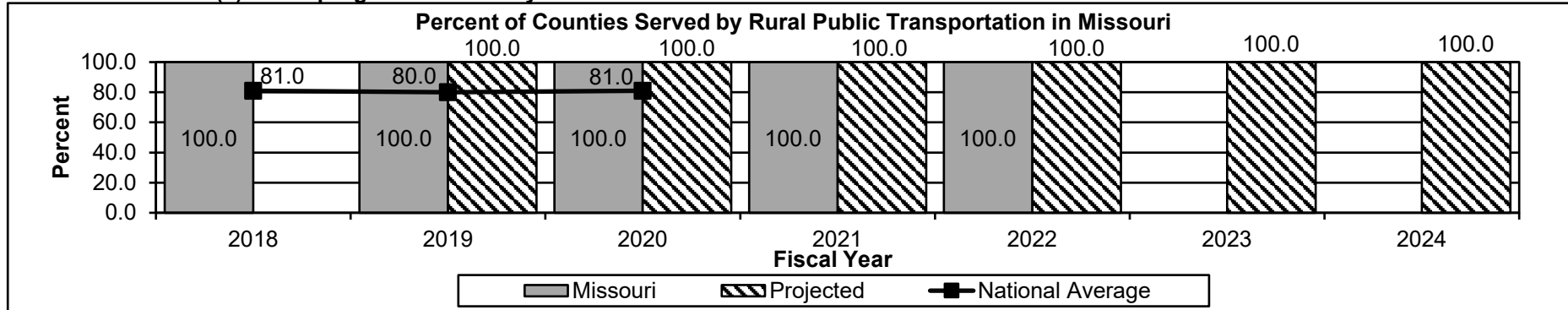
Department of Transportation

HB Section(s): 4.505

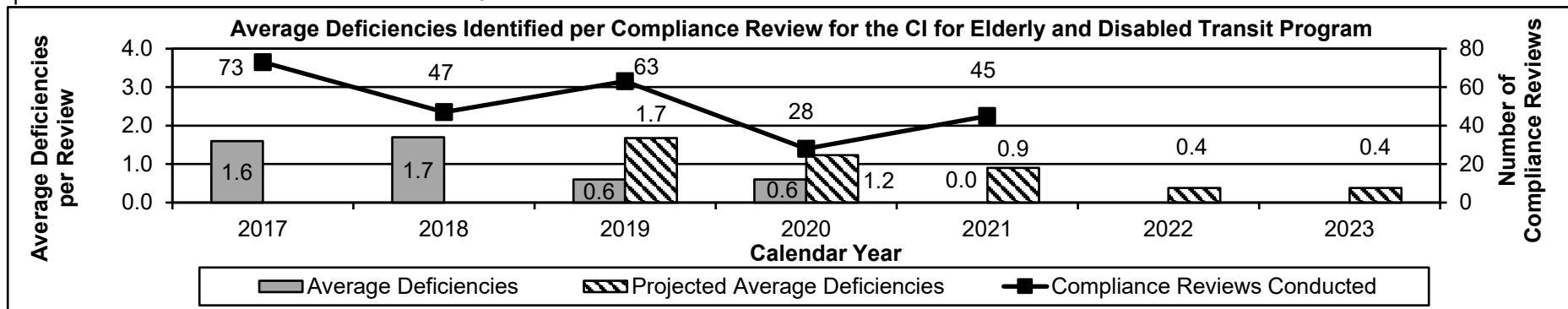
Program Name: ARPA Formula Transit Grants for Rural Areas

Program is found in the following core budget(s): ARPA Formula Transit Grants for Rural Areas

## 2d. Provide a measure(s) of the program's efficiency.



This graph includes the counties served by rural public transportation providers that participate in all federal and state transit programs administered by MoDOT. Rural public transportation providers are classified as serving a population of less than 50,000. The 2021 national average data was not available at the time of publication and will be released in late fall of 2022.



Compliance reviews can consist of 20 different review areas. Some of the review areas include: Project Management, Procurement, Asset Management, Equal Employment Opportunity, Americans with Disabilities Act, Drug and Alcohol Compliance, Discrimination, etc. Compliance reviews are conducted by a hired consultant on agencies once every three years. A deficiency is a violation of an FTA or state requirement, which requires corrective action by a pre-determined date. Since each agency is reviewed once every three years, agencies are now receiving their second compliance review. This has resulted in much higher compliance rates starting in fiscal year 2019. Note that on-site compliance reviews were shifted to virtual reviews in March of 2020 due to the pandemic. The 2022 and 2023 projections were established by averaging the last three fiscal years of average deficiencies and projecting a five percent improvement.

## PROGRAM DESCRIPTION

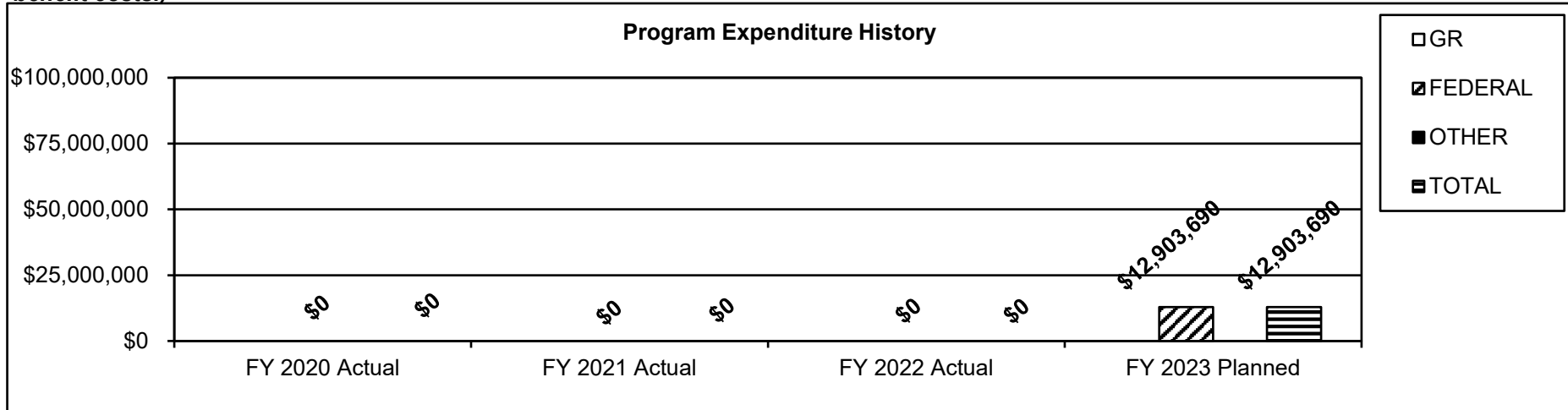
Department of Transportation

HB Section(s): 4.505

Program Name: ARPA Formula Transit Grants for Rural Areas

Program is found in the following core budget(s): ARPA Formula Transit Grants for Rural Areas

3. Provide actual expenditures for the prior three fiscal years and planned expenditures for the current fiscal year. *(Note: Amounts do not include fringe benefit costs.)*



4. What are the sources of the "Other " funds?  
N/A
5. What is the authorization for this program, i.e., federal or state statute, etc.? (Include the federal program number, if applicable.)  
Title 49 USC 5311 and Title 49 USC 5310 and 33.546, RSMo.
6. Are there federal matching requirements? If yes, please explain.  
No
7. Is this a federally mandated program? If yes, please explain.  
No

*This page left blank intentionally.*



**DECISION ITEM SUMMARY**

<b>Budget Unit</b>								
<b>Decision Item</b>	<b>FY 2022</b>	<b>FY 2022</b>	<b>FY 2023</b>	<b>FY 2023</b>	<b>FY 2024</b>	<b>FY 2024</b>	<b>*****</b>	<b>*****</b>
<b>Budget Object Summary</b>	<b>ACTUAL</b>	<b>ACTUAL</b>	<b>BUDGET</b>	<b>BUDGET</b>	<b>DEPT REQ</b>	<b>DEPT REQ</b>	<b>SECURED</b>	<b>SECURED</b>
<b>Fund</b>	<b>DOLLAR</b>	<b>FTE</b>	<b>DOLLAR</b>	<b>FTE</b>	<b>DOLLAR</b>	<b>FTE</b>	<b>COLUMN</b>	<b>COLUMN</b>
<b>CAP GRANTS-SEC 5309 (SEC 3)</b>								
<b>CORE</b>								
PROGRAM-SPECIFIC								
MULTIMODAL OPERATIONS FEDERAL	29,895	0.00	1,000,000	0.00	1,000,000	0.00	0	0.00
TOTAL - PD	29,895	0.00	1,000,000	0.00	1,000,000	0.00	0	0.00
<b>TOTAL</b>	<b>29,895</b>	<b>0.00</b>	<b>1,000,000</b>	<b>0.00</b>	<b>1,000,000</b>	<b>0.00</b>	<b>0</b>	<b>0.00</b>
<b>GRAND TOTAL</b>	<b>\$29,895</b>	<b>0.00</b>	<b>\$1,000,000</b>	<b>0.00</b>	<b>\$1,000,000</b>	<b>0.00</b>	<b>\$0</b>	<b>0.00</b>

*This page left blank intentionally.*



The following providers have Federal Transit Association Section 5309 funded projects that will extend into state fiscal year 2024:  
Southeast Missouri Transportation Service, Inc.

## CORE DECISION ITEM

<b>Department of Transportation</b>	<b>Budget Unit:</b>	<b>Multimodal Operations</b>
<b>Division: Multimodal Operations</b>		
<b>Core: National Discretionary Capital Grants - Section 5309</b>	<b>HB Section:</b>	<b>4.510</b>

## 4. FINANCIAL HISTORY

	<b>FY 2020 Actual</b>	<b>FY 2021 Actual</b>	<b>FY 2022 Actual</b>	<b>FY 2023 Current Yr.</b>
Appropriation (All Funds)	1,000,000	1,000,000	1,000,000	1,000,000
Less Reverted (All Funds)	0	0	0	N/A
Less Restricted (All Funds)*	0	0	0	N/A
Budget Authority (All Funds)	1,000,000	1,000,000	1,000,000	N/A
Actual Expenditures (All Funds)	20,681	25,933	29,895	N/A
Unexpended (All Funds)	979,319	974,067	970,105	N/A
Unexpended, by Fund:				
General Revenue	0	0	0	N/A
Federal	979,319	974,067	970,105	N/A
Other	0	0	0	N/A
	<b>(1), (2)</b>	<b>(1), (2)</b>	<b>(1), (2)</b>	

\*Restricted amount is N/A

Reverted includes the statutory three percent reserve amount (when applicable).

Restricted includes any Governor's Expenditure Restrictions which remained at the end of the fiscal year (when applicable).

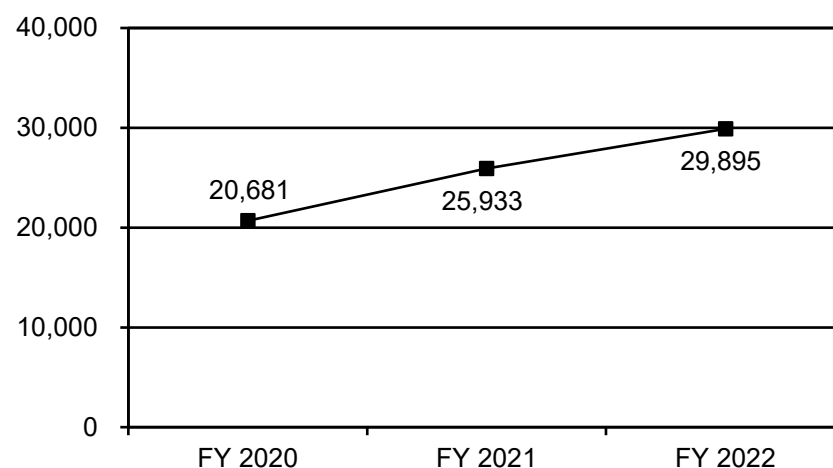
**NOTES:**

(1) Multi-year grants carry forward to future years.

(2) The unexpended balance of the appropriation includes committed budget authority in the form of purchase orders for vehicles ordered in one fiscal year, but not delivered until the following fiscal year. The following table breaks out these amounts.

	<b>FY 2020</b>	<b>FY 2021</b>	<b>FY 2022</b>
Purchase Orders	\$ 429,319	\$ 274,067	\$ 244,171

Actual Expenditures (All Funds)



## FLEXIBILITY REQUEST FORM

<b>BUDGET UNIT NUMBER:</b> Multiple <b>BUDGET UNIT NAME:</b> Multiple <b>HOUSE BILL SECTION:</b> 4.495, 4.505, 4.510, 4.515, 4.520		<b>DEPARTMENT:</b> Missouri Department of Transportation (MoDOT) <b>DIVISION:</b> Multimodal Operations	
<b>1. Provide the amount by fund of personal service flexibility and the amount by fund of expense and equipment flexibility you are requesting in dollar and percentage terms and explain why the flexibility is needed. If flexibility is being requested among divisions, provide the amount by fund of flexibility you are requesting in dollar and percentage terms and explain why the flexibility is needed.</b>			
<b>DEPARTMENT REQUEST</b>			
The department is requesting 25 percent flexibility for fiscal year 2024 between the federal transit program appropriations from the Multimodal Operations Federal Fund in the House Bill Sections listed above. This flexibility allows MoDOT to more effectively administer federal funds received from the Federal Transit Administration.			
<b>2. Estimate how much flexibility will be used for the budget year. How much flexibility was used in the Prior Year Budget and the Current Year Budget? Please specify the amount.</b>			
<b>PRIOR YEAR ACTUAL AMOUNT OF FLEXIBILITY USED</b>	<b>CURRENT YEAR ESTIMATED AMOUNT OF FLEXIBILITY THAT WILL BE USED</b>	<b>BUDGET REQUEST ESTIMATED AMOUNT OF FLEXIBILITY THAT WILL BE USED</b>	
N/A - Flexibility was not used in the prior year.	The General Assembly approved 25 percent flexibility between the federal transit program appropriations from the Multimodal Operations Federal Fund in the House Bill Sections listed above in fiscal year 2023; however, the amount of flexibility that will be used is unknown.	The department is requesting 25 percent flexibility between the federal transit program appropriations from the Multimodal Operations Federal Fund in the House Bill Sections listed above, as needed.	
<b>3. Please explain how flexibility was used in the prior and/or current years.</b>			
<b>Prior Year Explain Actual Use</b>		<b>Current Year Explain Planned Use</b>	
N/A - Flexibility was not used in the prior year.		N/A - Flexibility has not yet been used in the current year.	

**FY 2024  
Flexibility Requests**

MISSOURI DEPARTMENT OF TRANSPORTATION (MoDOT)							
						FLEXIBILITY	
HB	APPROP	APPROP NAME	FUND	FUND	FY 23 APPROP AMT	FY 23 TAFP	FY 24 REQUESTED
4.495	8493	CI GRANTS SECTION 5310	0126	FED	\$14,300,000	25%	25%
4.505	8726	FORMULA TRANSIT GRANTS FOR RURAL AREAS SECTION 5311	0126	FED	\$31,000,000	25%	25%
4.510	1316	CAPITAL GRANTS SECTION 5309	0126	FED	\$1,000,000	25%	25%
4.515	0437	PLANNING GRANTS SECTION 5303	0126	FED	\$1,500,000	25%	25%
4.520	8249	BUS & BUS FACILITY TRANSIT GRANTS SECTION 5339	0126	FED	\$13,400,000	25%	25%

---

**CORE RECONCILIATION**


---

**MO DEPT. OF TRANSPORTATION**


---

**CAP GRANTS-SEC 5309 (SEC 3)**


---



---

**5. CORE RECONCILIATION**


---

	<b>Budget Class</b>	<b>FTE</b>	<b>GR</b>	<b>Federal</b>	<b>Other</b>	<b>Total</b>	<b>Explanation</b>
<b>TAFP AFTER VETOES</b>							
	PD	0.00	0	1,000,000	0	1,000,000	
	<b>Total</b>	<b>0.00</b>	<b>0</b>	<b>1,000,000</b>	<b>0</b>	<b>1,000,000</b>	
<b>DEPARTMENT CORE REQUEST</b>							
	PD	0.00	0	1,000,000	0	1,000,000	
	<b>Total</b>	<b>0.00</b>	<b>0</b>	<b>1,000,000</b>	<b>0</b>	<b>1,000,000</b>	
<b>GOVERNOR'S RECOMMENDED CORE</b>							
	PD	0.00	0	1,000,000	0	1,000,000	
	<b>Total</b>	<b>0.00</b>	<b>0</b>	<b>1,000,000</b>	<b>0</b>	<b>1,000,000</b>	

**DECISION ITEM DETAIL**

Budget Unit	FY 2022	FY 2022	FY 2023	FY 2023	FY 2024	FY 2024	*****	*****
Decision Item	ACTUAL	ACTUAL	BUDGET	BUDGET	DEPT REQ	DEPT REQ	SECURED	SECURED
Budget Object Class	DOLLAR	FTE	DOLLAR	FTE	DOLLAR	FTE	COLUMN	COLUMN
<b>CAP GRANTS-SEC 5309 (SEC 3)</b>								
<b>CORE</b>								
PROGRAM DISTRIBUTIONS	29,895	0.00	1,000,000	0.00	1,000,000	0.00	0	0.00
<b>TOTAL - PD</b>	<b>29,895</b>	<b>0.00</b>	<b>1,000,000</b>	<b>0.00</b>	<b>1,000,000</b>	<b>0.00</b>	<b>0</b>	<b>0.00</b>
<b>GRAND TOTAL</b>	<b>\$29,895</b>	<b>0.00</b>	<b>\$1,000,000</b>	<b>0.00</b>	<b>\$1,000,000</b>	<b>0.00</b>	<b>\$0</b>	<b>0.00</b>
GENERAL REVENUE	\$0	0.00	\$0	0.00	\$0	0.00		0.00
FEDERAL FUNDS	\$29,895	0.00	\$1,000,000	0.00	\$1,000,000	0.00		0.00
OTHER FUNDS	\$0	0.00	\$0	0.00	\$0	0.00		0.00

## PROGRAM DESCRIPTION

Department of Transportation

HB Section(s): 4.510

Program Name: National Disc. Capital Grants - Section 5309

Program is found in the following core budget(s): National Disc. Capital Grants - Section 5309

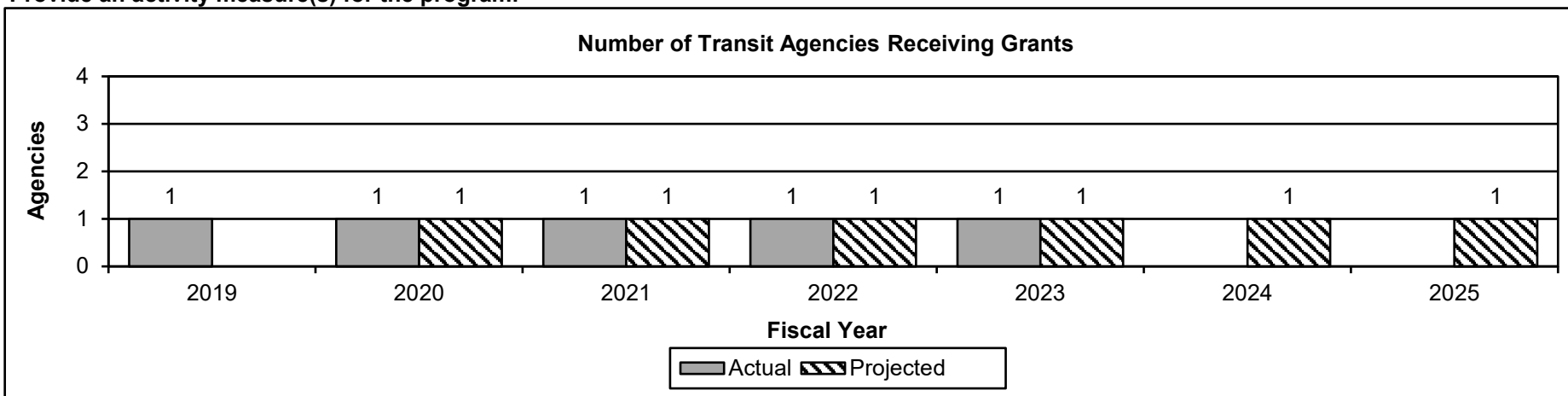
**1a. What strategic priority does this program address?**

Service - providing outstanding customer service, delivering efficient and innovative transportation projects and operating a reliable transportation system

**1b. What does this program do?**

This program funds the cost of replacement transit vehicles, vehicles for service expansion, transit facilities and equipment in support of transit services. The program was discontinued with MAP-21 and the remaining funding is being spent.

Remaining funds in the Section 5309 program consist of earmarked funds awarded to Southeast Missouri Transportation Service (SMTS) for Intelligent Transportation System (ITS).

**2a. Provide an activity measure(s) for the program.**

The 2024 and 2025 projections are based on the number of agencies receiving funds in 2023.

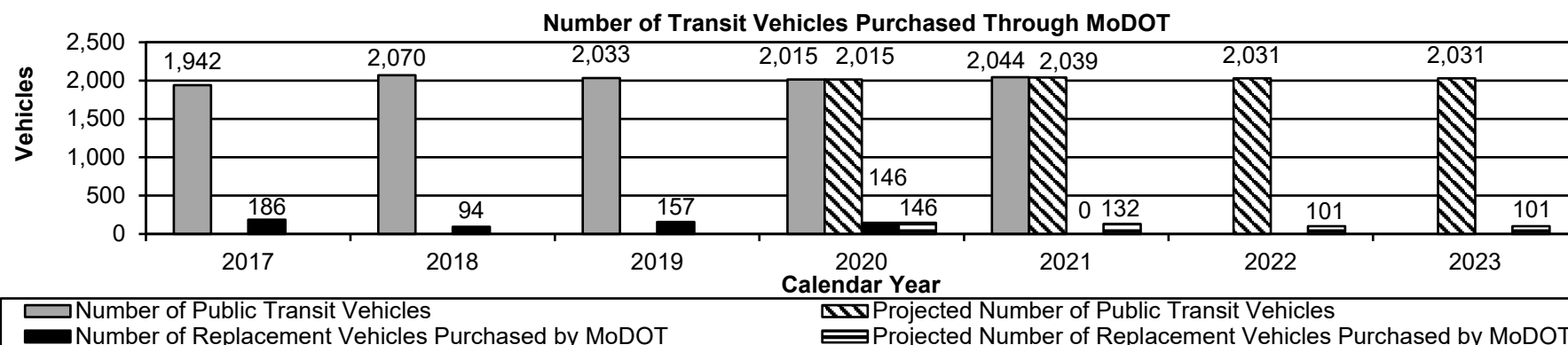
## PROGRAM DESCRIPTION

Department of Transportation

HB Section(s): 4.510

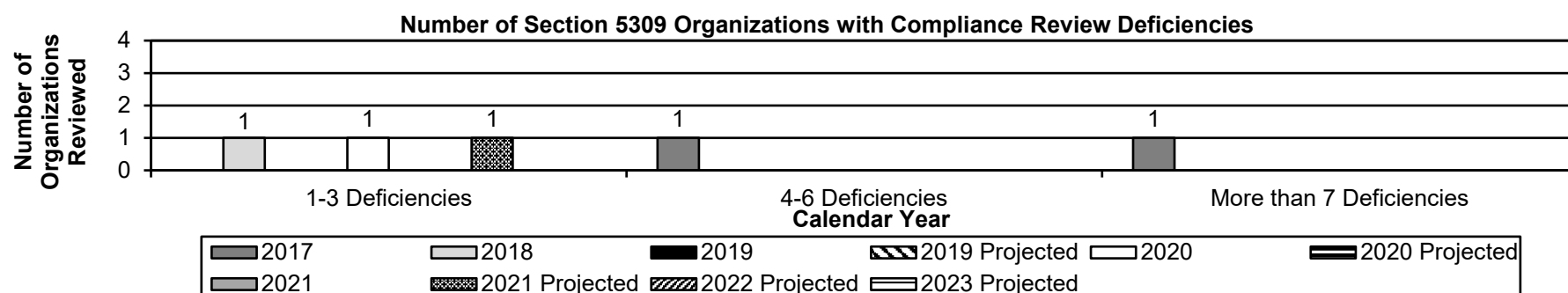
Program Name: National Disc. Capital Grants - Section 5309

Program is found in the following core budget(s): National Disc. Capital Grants - Section 5309



This measure shows the transit vehicle inventory and the number of vehicles purchased each year. Vehicles included in the inventory were purchased by MoDOT on behalf of public and specialized transit service providers throughout Missouri. Vehicles purchased replace vehicles that have met or exceeded their useful life. MoDOT utilizes the FTA useful life criteria to determine eligibility for replacement. The 2022 and 2023 projections are based on the average of the past three years of actuals.

## 2b. Provide a measure(s) of the program's quality.



A deficiency is a violation of a Federal Transit Administration (FTA) or state requirement, which requires corrective action by a pre-determined date in order to maintain eligibility for transit funding programs. The 2022 and 2023 projections are based off an approximate 10 percent reduction from the prior year of deficiencies in any category greater than no deficiencies.



## PROGRAM DESCRIPTION


Department of Transportation

HB Section(s): 4.510

Program Name: National Disc. Capital Grants - Section 5309

Program is found in the following core budget(s): National Disc. Capital Grants - Section 5309

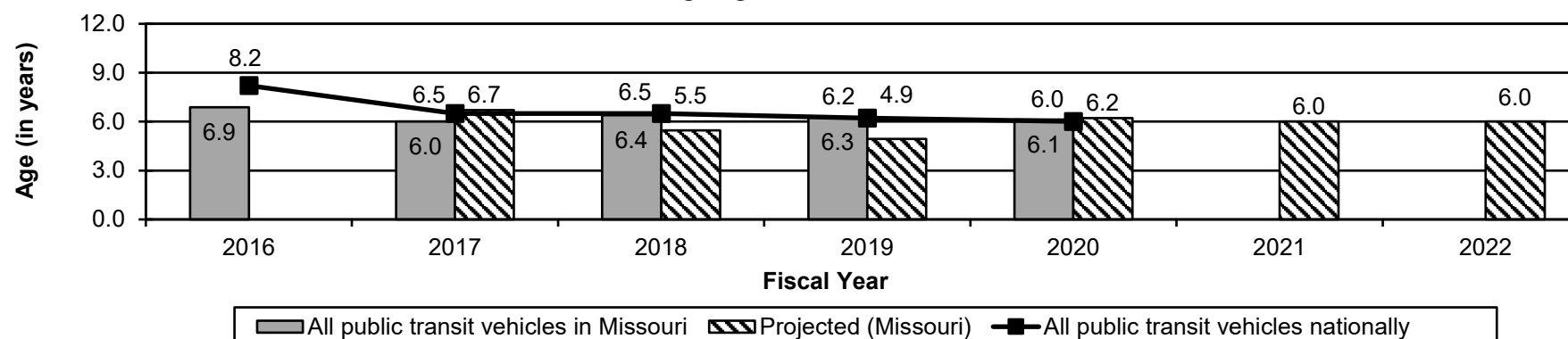
Per Capita Spending on Transit by State for 2020



Per capita spending was calculated by dividing the state's transit funding by the state's population. Data is obtained through the American Association of State Highway and Transportation Officials (AASHTO) Survey for State Funding for Public Transportation published in June of 2022.

## 2c. Provide a measure(s) of the program's impact.

Average Age of Public Transit Vehicles



This data is from the National Transit Database administered by the Federal Transit Administration and is generally released in fall of the following fiscal year. Therefore, fiscal year 2021 data was not available at time of publication and will be released in fall of 2022. The fiscal year 2021 and 2022 projections are based on the 2020 national average.

## PROGRAM DESCRIPTION

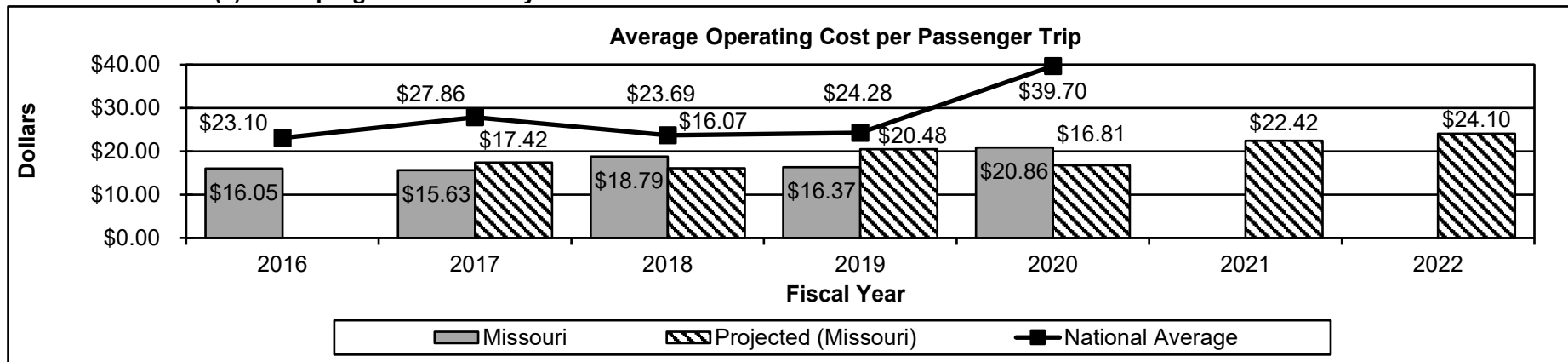
Department of Transportation

HB Section(s): 4.510

Program Name: National Disc. Capital Grants - Section 5309

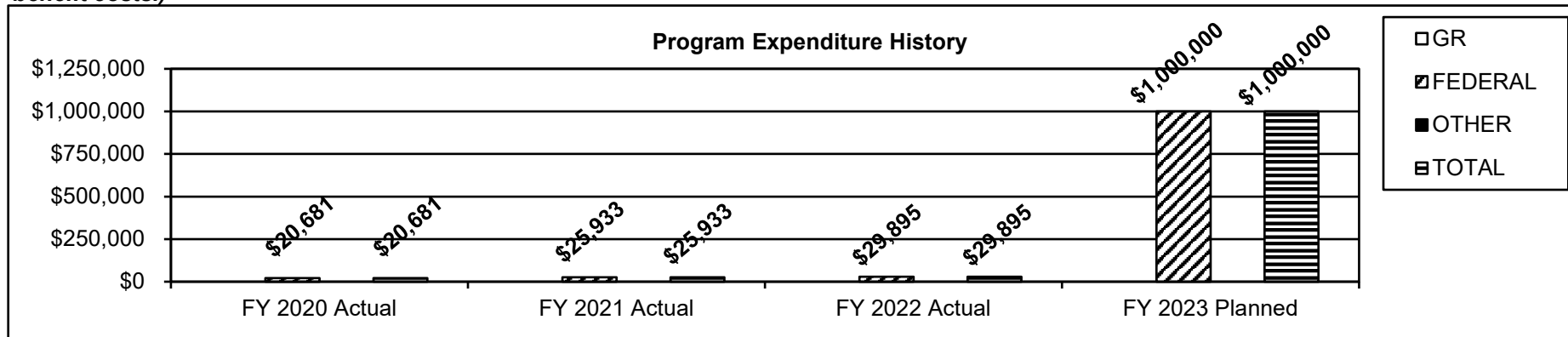
Program is found in the following core budget(s): National Disc. Capital Grants - Section 5309

## 2d. Provide a measure(s) of the program's efficiency.



Passenger trips are counted based upon the number of stops. For example: if a person rides a bus to the doctor's office, the grocery store and home, the number of trips would be three. This data is from the National Transit Database administered by the Federal Transit Administration and is generally released in fall of the following fiscal year. Therefore, data for 2021 will not be available until fall of 2022. The fiscal year 2021 and 2022 projections are based on average growth from 2016 to 2020.

3. Provide actual expenditures for the prior three fiscal years and planned expenditures for the current fiscal year. (Note: Amounts do not include fringe benefit costs.)



## PROGRAM DESCRIPTION

Department of Transportation

HB Section(s): 4.510

Program Name: National Disc. Capital Grants - Section 5309

Program is found in the following core budget(s): National Disc. Capital Grants - Section 5309

4. What are the sources of the "Other " funds?

N/A

5. What is the authorization for this program, i.e., federal or state statute, etc.? (Include the federal program number, if applicable.)

Title 49 USC 5309 and 33.546, RSMo.

6. Are there federal matching requirements? If yes, please explain.

Yes, 20 percent of project funds must be non-federal matching funds.

7. Is this a federally mandated program? If yes, please explain.

No

*This page left blank intentionally.*



**DECISION ITEM SUMMARY**

<b>Budget Unit</b>								
<b>Decision Item</b>	<b>FY 2022</b>	<b>FY 2022</b>	<b>FY 2023</b>	<b>FY 2023</b>	<b>FY 2024</b>	<b>FY 2024</b>	<b>*****</b>	<b>*****</b>
<b>Budget Object Summary</b>	<b>ACTUAL</b>	<b>ACTUAL</b>	<b>BUDGET</b>	<b>BUDGET</b>	<b>DEPT REQ</b>	<b>DEPT REQ</b>	<b>SECURED</b>	<b>SECURED</b>
<b>Fund</b>	<b>DOLLAR</b>	<b>FTE</b>	<b>DOLLAR</b>	<b>FTE</b>	<b>DOLLAR</b>	<b>FTE</b>	<b>COLUMN</b>	<b>COLUMN</b>
<b>PLANNING GRANTS-SEC 5303 (8)</b>								
<b>CORE</b>								
PROGRAM-SPECIFIC								
MULTIMODAL OPERATIONS FEDERAL	102,361	0.00	1,500,000	0.00	1,500,000	0.00	0	0.00
TOTAL - PD	102,361	0.00	1,500,000	0.00	1,500,000	0.00	0	0.00
<b>TOTAL</b>	<b>102,361</b>	<b>0.00</b>	<b>1,500,000</b>	<b>0.00</b>	<b>1,500,000</b>	<b>0.00</b>	<b>0</b>	<b>0.00</b>
<b>GRAND TOTAL</b>	<b>\$102,361</b>	<b>0.00</b>	<b>\$1,500,000</b>	<b>0.00</b>	<b>\$1,500,000</b>	<b>0.00</b>	<b>\$0</b>	<b>0.00</b>

*This page left blank intentionally.*

## CORE DECISION ITEM

<b>Department of Transportation</b>	<b>Budget Unit:</b>	<b>Multimodal Operations</b>
<b>Division: Multimodal Operations</b>		
<b>Core: Metropolitan &amp; Statewide Planning Grants - Section 5303 &amp; 5304</b>	<b>HB Section:</b>	<b>4.515</b>

**1. CORE FINANCIAL SUMMARY**

	FY 2024 Budget Request			
	GR	Federal	Other	Total
PS	0	0	0	0
EE	0	0	0	0
PSD	0	1,500,000	0	1,500,000
TRF	0	0	0	0
<b>Total</b>	<b>0</b>	<b>1,500,000</b>	<b>0</b>	<b>1,500,000</b>
<b>FTE</b>	<b>0.00</b>	<b>0.00</b>	<b>0.00</b>	<b>0.00</b>

<b>HB 4</b>	0	0	0	0
<b>HB 5</b>	0	0	0	0

*Note: Fringes budgeted in House Bill 5 except for certain fringes budgeted directly to MoDOT, Highway Patrol, and Conservation.*

Other Funds:

	FY 2024 Governor's Recommendation			
	GR	Federal	Other	Total
PS	0	0	0	0
EE	0	0	0	0
PSD	0	0	0	0
TRF	0	0	0	0
<b>Total</b>	<b>0</b>	<b>0</b>	<b>0</b>	<b>0</b>
<b>FTE</b>	<b>0.00</b>	<b>0.00</b>	<b>0.00</b>	<b>0.00</b>

<b>HB 4</b>	0	0	0	0
<b>HB 5</b>	0	0	0	0

*Note: Fringes budgeted in House Bill 5 except for certain fringes budgeted directly to MoDOT, Highway Patrol, and Conservation.*

Other Funds:

**2. CORE DESCRIPTION**

This program allows for statewide transit planning and technical assistance activities grants for transit partners which can be used for planning support, research and technical studies related to public transportation.

In addition to State utilization of these funds for administrative and planning activities, this program allows for the pass-through of federal transit planning assistance (FTA Sections 5303 as well as 5304, formerly Section 5313) to planning organizations and other eligible recipients to conduct transportation planning activities.

**3. PROGRAM LISTING (list programs included in this core funding)**

The following is the list of eligible Metropolitan Planning Organizations and Regional Planning Commissions organizations:

Boonslick Regional Planning Commission

Bootheel Regional Planning & Economic Development Commission

Capital Area Metropolitan Planning Organization

Columbia Area Transportation Study Organization

East-West Gateway Council of Governments

Green Hills Regional Planning Commission



## CORE DECISION ITEM

<b>Department of Transportation</b>	<b>Budget Unit:</b>	<b>Multimodal Operations</b>
<b>Division: Multimodal Operations</b>		
<b>Core: Metropolitan &amp; Statewide Planning Grants - Section 5303 &amp; 5304</b>	<b>HB Section:</b>	<b>4.515</b>
Harry S. Truman Coordinating Council Joplin Area Transportation Study Organization Kaysinger Basin Regional Planning Commission Lake of the Ozarks Council of Local Governments Mark Twain Regional Council of Governments Meramec Regional Planning Commission Mid-America Regional Council Mid-Mo Regional Planning Commission Missouri Public Transit Association Mo-Kan Regional Council Northeast Missouri Regional Planning Commission Northwest Missouri Regional Council of Governments Ozark Foothills Regional Planning Commission Ozark Transportation Organization Pioneer Trails Regional Planning Commission South Central Ozark Council of Governments Southeast Metropolitan Planning Organization Southeast Missouri Regional Planning & Economic Development Commission Southwest Missouri Council of Governments St. Joseph Area Transportation Study Organization		

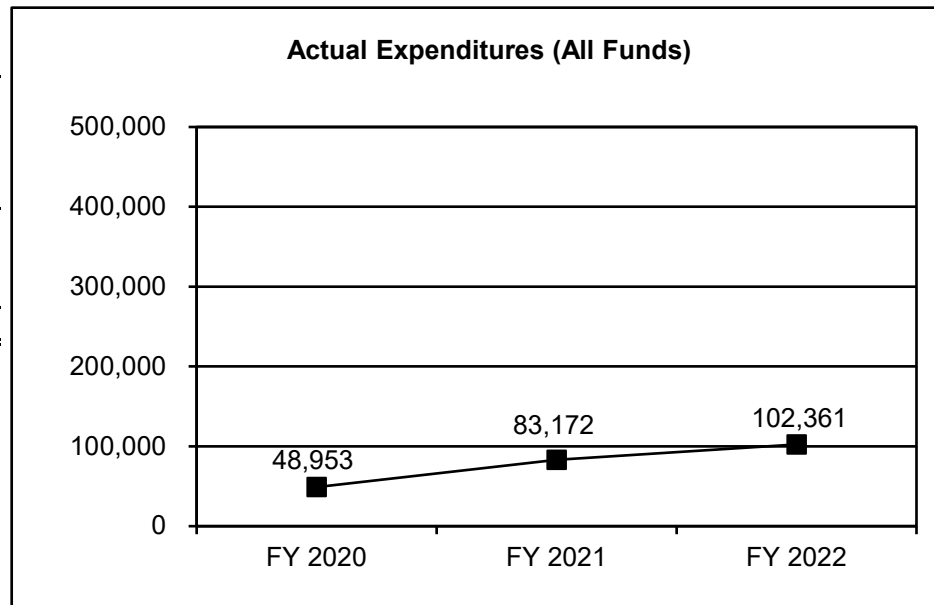
## CORE DECISION ITEM

<b>Department of Transportation</b>	<b>Budget Unit:</b>	<b>Multimodal Operations</b>
<b>Division: Multimodal Operations</b>		
<b>Core: Metropolitan &amp; Statewide Planning Grants - Section 5303 &amp; 5304</b>	<b>HB Section:</b>	<b>4.515</b>

**4. FINANCIAL HISTORY**

	<b>FY 2020 Actual</b>	<b>FY 2021 Actual</b>	<b>FY 2022 Actual</b>	<b>FY 2023 Current Yr.</b>
Appropriation (All Funds)	1,000,000	1,000,000	1,000,000	1,500,000
Less Reverted (All Funds)	0	0	0	N/A
Less Restricted (All Funds)*	0	0	0	N/A
Budget Authority (All Funds)	1,000,000	1,000,000	1,000,000	N/A
Actual Expenditures (All Funds)	48,953	83,172	102,361	N/A
Unexpended (All Funds)	951,047	916,828	897,639	N/A
Unexpended, by Fund:				
General Revenue	0	0	0	N/A
Federal	951,047	916,828	897,639	N/A
Other	0	0	0	N/A
	<b>(1), (2), (3)</b>	<b>(1), (2), (3)</b>	<b>(1), (2), (3)</b>	

\*Restricted amount is N/A



Reverted includes the statutory three percent reserve amount (when applicable).

Restricted includes any Governor's Expenditure Restrictions which remained at the end of the fiscal year (when applicable).

**NOTES:****(1) Multi-year grants carry forward to future years.****(2) A portion of Metropolitan Planning Organization funding was transferred from the Federal Transit Administration to the Federal Highway Administration and was expended from the program delivery appropriation.****(3) The unexpended balance of the appropriation includes committed budget authority in the form of purchase orders for projects that started in one fiscal year, but did not pay out until the following fiscal year. The following table breaks out these amounts.**

	<b>FY 2020</b>	<b>FY 2021</b>	<b>FY 2022</b>
Purchase Orders	\$ 71,120	\$ 57,949	\$ 20,588

## FLEXIBILITY REQUEST FORM

<b>BUDGET UNIT NUMBER:</b> Multiple	<b>DEPARTMENT:</b> Missouri Department of Transportation (MoDOT)
<b>BUDGET UNIT NAME:</b> Multiple	
<b>HOUSE BILL SECTION:</b> 4.495, 4.505, 4.510, 4.515, 4.520	<b>DIVISION:</b> Multimodal Operations

**1. Provide the amount by fund of personal service flexibility and the amount by fund of expense and equipment flexibility you are requesting in dollar and percentage terms and explain why the flexibility is needed. If flexibility is being requested among divisions, provide the amount by fund of flexibility you are requesting in dollar and percentage terms and explain why the flexibility is needed.**

<b>DEPARTMENT REQUEST</b>		
The department is requesting 25 percent flexibility for fiscal year 2024 between the federal transit program appropriations from the Multimodal Operations Federal Fund in the House Bill Sections listed above. This flexibility allows MoDOT to more effectively administer federal funds received from the Federal Transit Administration.		

**2. Estimate how much flexibility will be used for the budget year. How much flexibility was used in the Prior Year Budget and the Current Year Budget? Please specify the amount.**

<b>PRIOR YEAR ACTUAL AMOUNT OF FLEXIBILITY USED</b>	<b>CURRENT YEAR ESTIMATED AMOUNT OF FLEXIBILITY THAT WILL BE USED</b>	<b>BUDGET REQUEST ESTIMATED AMOUNT OF FLEXIBILITY THAT WILL BE USED</b>
N/A - Flexibility was not used in the prior year.	The General Assembly approved 25 percent flexibility between the federal transit program appropriations from the Multimodal Operations Federal Fund in the House Bill Sections listed above in fiscal year 2023; however, the amount of flexibility that will be used is unknown.	The department is requesting 25 percent flexibility between the federal transit program appropriations from the Multimodal Operations Federal Fund in the House Bill Sections listed above, as needed.

**3. Please explain how flexibility was used in the prior and/or current years.**

<b>Prior Year Explain Actual Use</b>	<b>Current Year Explain Planned Use</b>
N/A - Flexibility was not used in the prior year.	N/A - Flexibility has not yet been used in the current year.

**FY 2024  
Flexibility Requests**

MISSOURI DEPARTMENT OF TRANSPORTATION (MoDOT)							
						FLEXIBILITY	
HB	APPROP	APPROP NAME	FUND	FUND	FY 23 APPROP AMT	FY 23 TAFP	FY 24 REQUESTED
4.495	8493	CI GRANTS SECTION 5310	0126	FED	\$14,300,000	25%	25%
4.505	8726	FORMULA TRANSIT GRANTS FOR RURAL AREAS SECTION 5311	0126	FED	\$31,000,000	25%	25%
4.510	1316	CAPITAL GRANTS SECTION 5309	0126	FED	\$1,000,000	25%	25%
4.515	0437	PLANNING GRANTS SECTION 5303	0126	FED	\$1,500,000	25%	25%
4.520	8249	BUS & BUS FACILITY TRANSIT GRANTS SECTION 5339	0126	FED	\$13,400,000	25%	25%

---

**CORE RECONCILIATION**


---

**MO DEPT. OF TRANSPORTATION**


---

**PLANNING GRANTS-SEC 5303 (8)**


---



---

**5. CORE RECONCILIATION**


---

	<b>Budget Class</b>	<b>FTE</b>	<b>GR</b>	<b>Federal</b>	<b>Other</b>	<b>Total</b>	<b>Explanation</b>
<b>TAFP AFTER VETOES</b>							
	PD	0.00	0	1,500,000	0	1,500,000	
	<b>Total</b>	<b>0.00</b>	<b>0</b>	<b>1,500,000</b>	<b>0</b>	<b>1,500,000</b>	
<b>DEPARTMENT CORE REQUEST</b>							
	PD	0.00	0	1,500,000	0	1,500,000	
	<b>Total</b>	<b>0.00</b>	<b>0</b>	<b>1,500,000</b>	<b>0</b>	<b>1,500,000</b>	
<b>GOVERNOR'S RECOMMENDED CORE</b>							
	PD	0.00	0	1,500,000	0	1,500,000	
	<b>Total</b>	<b>0.00</b>	<b>0</b>	<b>1,500,000</b>	<b>0</b>	<b>1,500,000</b>	

**DECISION ITEM DETAIL**

Budget Unit	FY 2022	FY 2022	FY 2023	FY 2023	FY 2024	FY 2024	*****	*****
Decision Item	ACTUAL	ACTUAL	BUDGET	BUDGET	DEPT REQ	DEPT REQ	SECURED	SECURED
Budget Object Class	DOLLAR	FTE	DOLLAR	FTE	DOLLAR	FTE	COLUMN	COLUMN
<b>PLANNING GRANTS-SEC 5303 (8)</b>								
<b>CORE</b>								
PROGRAM DISTRIBUTIONS	102,361	0.00	1,500,000	0.00	1,500,000	0.00	0	0.00
<b>TOTAL - PD</b>	<b>102,361</b>	<b>0.00</b>	<b>1,500,000</b>	<b>0.00</b>	<b>1,500,000</b>	<b>0.00</b>	<b>0</b>	<b>0.00</b>
<b>GRAND TOTAL</b>	<b>\$102,361</b>	<b>0.00</b>	<b>\$1,500,000</b>	<b>0.00</b>	<b>\$1,500,000</b>	<b>0.00</b>	<b>\$0</b>	<b>0.00</b>
GENERAL REVENUE	\$0	0.00	\$0	0.00	\$0	0.00		0.00
FEDERAL FUNDS	\$102,361	0.00	\$1,500,000	0.00	\$1,500,000	0.00		0.00
OTHER FUNDS	\$0	0.00	\$0	0.00	\$0	0.00		0.00

## PROGRAM DESCRIPTION

Department of Transportation

HB Section(s): 4.515

Program Name: Metro &amp; Statewide Planning Grants-Section 5303 &amp; 5304

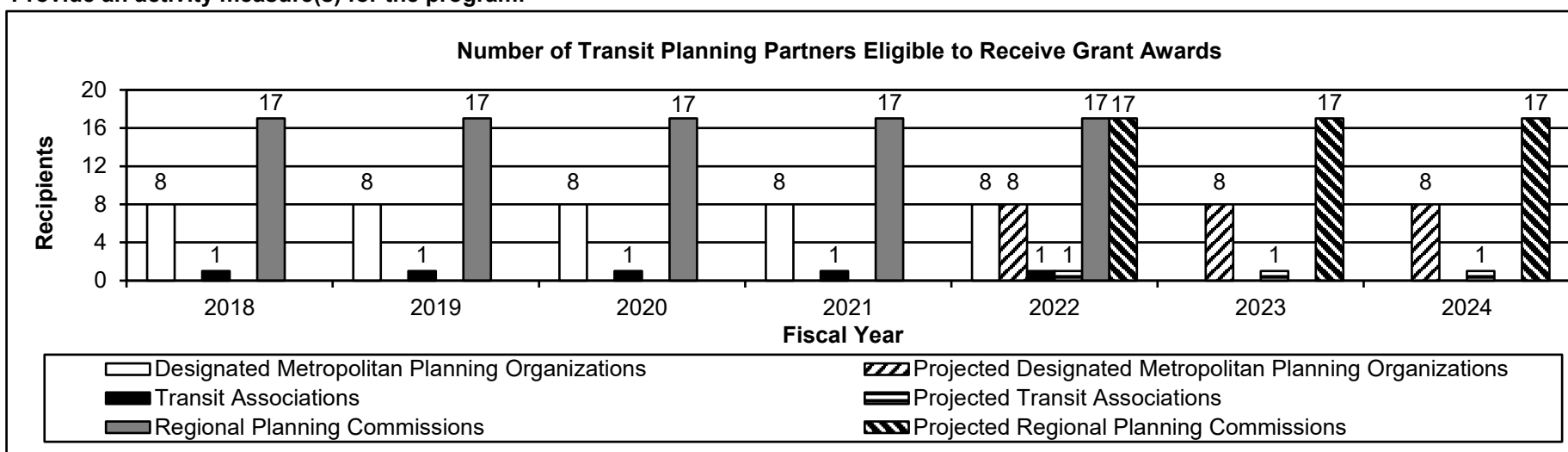
Program is found in the following core budget(s): Metro &amp; Statewide Planning Grants-Section 5303 &amp; 5304

**1a. What strategic priority does this program address?**

Service - providing outstanding customer service, delivering efficient and innovative transportation projects and operating a reliable transportation system

**1b. What does this program do?**

This program allows for statewide transit planning and technical assistance activities grants for transit's partners which can be used for planning support, research and technical studies related to public transportation. Regional Planning Commissions (RPC) and Metropolitan Planning Organizations (MPO) utilize Section 5304 funds for updates to the Coordinated Public Transit Human Services Transportation Plans. These plans are updated every five years. These plans must be updated to allow subrecipients to apply for FTA Section 5310 funding within each area.

**2a. Provide an activity measure(s) for the program.**

The 2023 and 2024 projections are based on the number of planning partners eligible to receive awards in 2022.

## PROGRAM DESCRIPTION


Department of Transportation

HB Section(s): 4.515

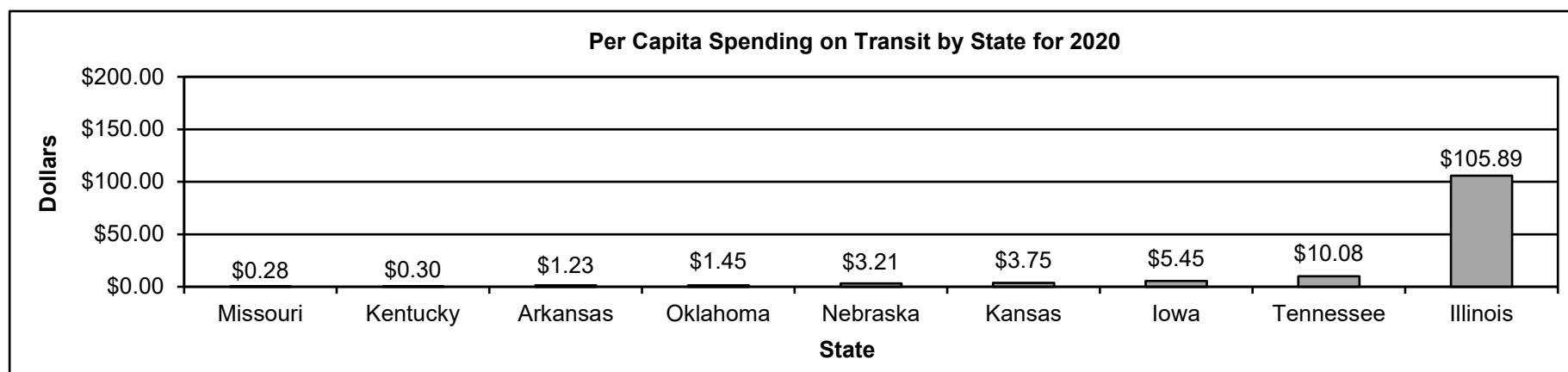
Program Name: Metro &amp; Statewide Planning Grants-Section 5303 &amp; 5304

Program is found in the following core budget(s): Metro &amp; Statewide Planning Grants-Section 5303 &amp; 5304

## 2b. Provide a measure(s) of the program's quality.



The Federal Transit Administration's Section 5310 formula grants provide capital and operating assistance to transportation service providers serving the mobility needs of senior citizens and/or persons with disabilities in Missouri's urban and rural areas of the state. A deficiency is a violation of a Federal Transit Administration (FTA) or state requirement, which requires corrective action by a pre-determined date in order to maintain eligibility for transit funding programs. The 2022 and 2023 projections are based off an approximate 10 percent reduction from the prior year of deficiencies in any category greater than no deficiencies.



Per capita spending was calculated by dividing the state's transit funding by the state's population. Data is obtained through the American Association of State Highway and Transportation Officials (AASHTO) Survey for State Funding for Public Transportation published in June of 2022.



## PROGRAM DESCRIPTION

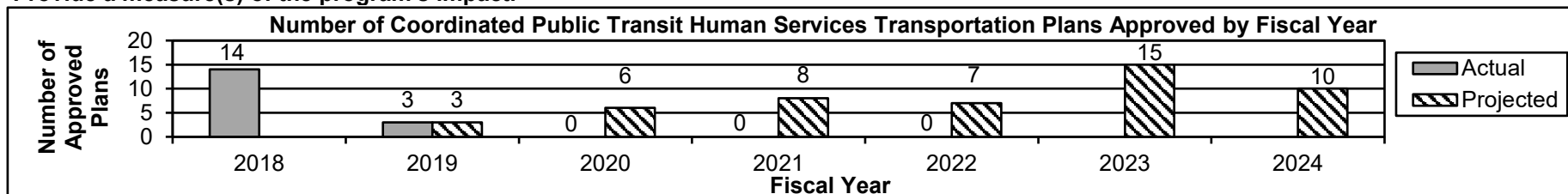
Department of Transportation

HB Section(s): 4.515

Program Name: Metro &amp; Statewide Planning Grants-Section 5303 &amp; 5304

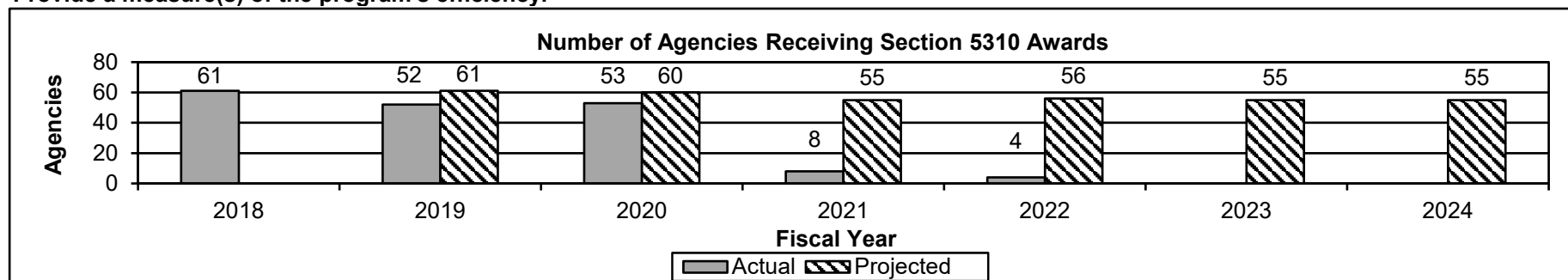
Program is found in the following core budget(s): Metro &amp; Statewide Planning Grants-Section 5303 &amp; 5304

## 2c. Provide a measure(s) of the program's impact.



The Section 5303 program is directly tied to the Section 5310 program. Federal transit law, as amended by the Moving Ahead for Progress in the 21st Century (MAP-21) transportation act, requires that projects selected for funding under the Section 5310 program be included in a locally developed, coordinated public transit human services transportation plan and the plan be developed and approved through a process that includes participation by seniors, individuals with disabilities, representatives of public, private and nonprofit transportation, human services providers and other members of the public. The plans identify the transportation needs of individuals with disabilities, seniors and people with low incomes; provide strategies for meeting local needs; and prioritize transportation services and projects for funding and implementation. Local plans may be developed on a local, regional or statewide level. The plans approved are for both rural and metropolitan planning organizations as well as the Missouri Public Transit Association. Plans are updated once every five years. The number of plans approved in 2018 is high because the majority of the plans approved came up for renewal in this year. The 2023 and 2024 projections are based on the number of plans due for renewal.

## 2d. Provide a measure(s) of the program's efficiency.



Agencies participating in the Section 5310 program are required to participate in a coordinated public transit human services transportation plan. Section 5304 planning funds are used to develop coordinated plans that include projects applied for by Section 5310 sub-recipients. Participating agencies are required to renew their plans once every three years. Due to staffing shortages, Section 5310 application cycles for fiscal year 2021 and 2022 were delayed. The 2023 and 2024 projections are based off of the average number of agencies receiving awards from fiscal year 2018 to 2020.

## PROGRAM DESCRIPTION

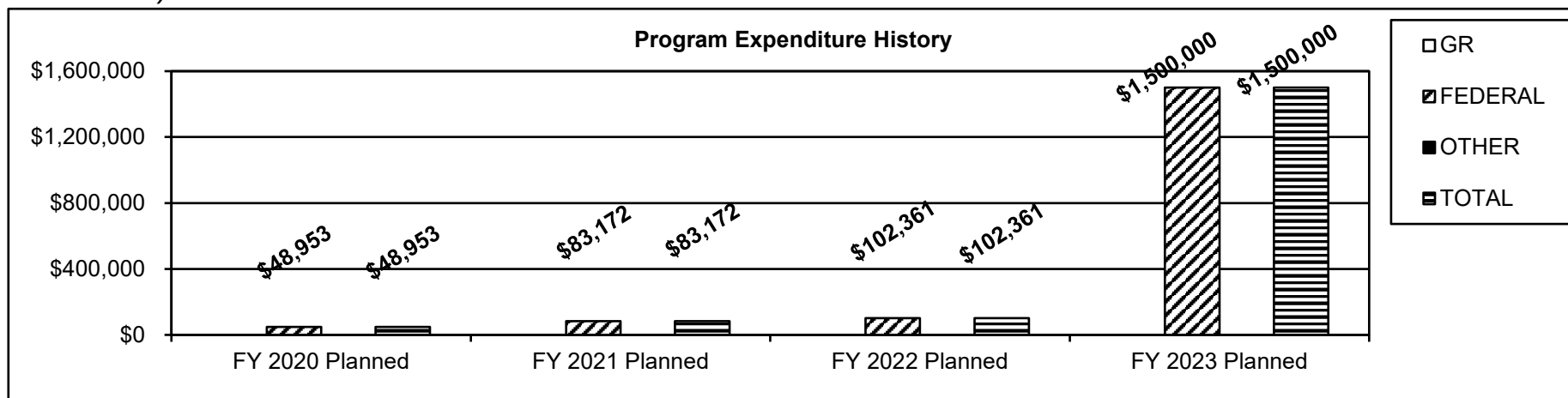
Department of Transportation

HB Section(s): 4.515

Program Name: Metro &amp; Statewide Planning Grants-Section 5303 &amp; 5304

Program is found in the following core budget(s): Metro &amp; Statewide Planning Grants-Section 5303 &amp; 5304

3. Provide actual expenditures for the prior three fiscal years and planned expenditures for the current fiscal year. (Note: Amounts do not include fringe benefit costs.)



4. What are the sources of the "Other " funds?

N/A

5. What is the authorization for this program, i.e., federal or state statute, etc.? (Include the federal program number, if applicable.)

Title 49 USC 5303, Title 49 5304 and 33.546, RSMo.

6. Are there federal matching requirements? If yes, please explain.

Yes, 20 percent of project funds must be non-federal matching funds.

7. Is this a federally mandated program? If yes, please explain.

Metropolitan Transportation Improvement Programs (TIP) are required before federally funded highway and transit projects in metropolitan areas may proceed.

*This page left blank intentionally.*



**DECISION ITEM SUMMARY**

<b>Budget Unit</b>								
<b>Decision Item</b>	<b>FY 2022</b>	<b>FY 2022</b>	<b>FY 2023</b>	<b>FY 2023</b>	<b>FY 2024</b>	<b>FY 2024</b>	<b>*****</b>	<b>*****</b>
<b>Budget Object Summary</b>	<b>ACTUAL</b>	<b>ACTUAL</b>	<b>BUDGET</b>	<b>BUDGET</b>	<b>DEPT REQ</b>	<b>DEPT REQ</b>	<b>SECURED</b>	<b>SECURED</b>
<b>Fund</b>	<b>DOLLAR</b>	<b>FTE</b>	<b>DOLLAR</b>	<b>FTE</b>	<b>DOLLAR</b>	<b>FTE</b>	<b>COLUMN</b>	<b>COLUMN</b>
<b>BUS &amp; BUS FACILITY TRNSIT GRNT</b>								
<b>CORE</b>								
EXPENSE & EQUIPMENT								
MULTIMODAL OPERATIONS FEDERAL	0	0.00	29,355	0.00	29,355	0.00	0	0.00
TOTAL - EE	0	0.00	29,355	0.00	29,355	0.00	0	0.00
PROGRAM-SPECIFIC								
MULTIMODAL OPERATIONS FEDERAL	0	0.00	13,370,645	0.00	13,370,645	0.00	0	0.00
TOTAL - PD	0	0.00	13,370,645	0.00	13,370,645	0.00	0	0.00
<b>TOTAL</b>	<b>0</b>	<b>0.00</b>	<b>13,400,000</b>	<b>0.00</b>	<b>13,400,000</b>	<b>0.00</b>	<b>0</b>	<b>0.00</b>
<b>Bus &amp; Bus Facilities NDI - 1605022</b>								
PROGRAM-SPECIFIC								
MULTIMODAL OPERATIONS FEDERAL	0	0.00	0	0.00	500,000	0.00	0	0.00
TOTAL - PD	0	0.00	0	0.00	500,000	0.00	0	0.00
<b>TOTAL</b>	<b>0</b>	<b>0.00</b>	<b>0</b>	<b>0.00</b>	<b>500,000</b>	<b>0.00</b>	<b>0</b>	<b>0.00</b>
<b>GRAND TOTAL</b>	<b>\$0</b>	<b>0.00</b>	<b>\$13,400,000</b>	<b>0.00</b>	<b>\$13,900,000</b>	<b>0.00</b>	<b>\$0</b>	<b>0.00</b>

*This page left blank intentionally.*

Department of Transportation					Budget Unit: Multimodal Operations				
Division: Multimodal Operations									
Core: Bus and Bus Facility Transit Grants					HB Section: 4.520				
1. CORE FINANCIAL SUMMARY									
FY 2024 Budget Request					FY 2024 Governor's Recommendation				
	GR	Federal	Other	Total		GR	Federal	Other	Total
PS	0	0	0	0	PS	0	0	0	0
EE	0	29,355	0	29,355	EE	0	0	0	0
PSD	0	13,370,645	0	13,370,645	PSD	0	0	0	0
TRF	0	0	0	0	TRF	0	0	0	0
Total	0	13,400,000	0	13,400,000	Total	0	0	0	0
FTE	0.00	0.00	0.00	0.00	FTE	0.00	0.00	0.00	0.00
HB 4	0	0	0	0	HB 4	0	0	0	0
HB 5	0	0	0	0	HB 5	0	0	0	0
Note: Fringes budgeted in House Bill 5 except for certain fringes budgeted directly to MoDOT, Highway Patrol, and Conservation.					Note: Fringes budgeted in House Bill 5 except for certain fringes budgeted directly to MoDOT, Highway Patrol, and Conservation.				
Other Funds:					Other Funds:				
Notes:					Notes:				
2. CORE DESCRIPTION									
The Infrastructure Investment and Jobs Act (IIJA) contains a bus and bus facility transit grant program. This appropriation provides funding for public transit providers to replace, rehabilitate and purchase buses and related equipment and to construct bus-related facilities. These funds are annually apportioned to each of the large urban areas (St. Louis, Kansas City and Springfield), apportioned separately on an aggregate basis to the small urban areas (between 50,000 - 199,999 population) and annually apportioned separately in aggregate to the non-urbanized / rural areas of the state. Large urban and small urban public transit providers receive their apportionments directly from the Federal Transit Administration. MoDOT only administers the rural apportionment for rural public transit providers.									
3. PROGRAM LISTING (list programs included in this core funding)									
Listed below are the rural public transit agencies that are eligible to receive bus and bus facility transit grant funding through MoDOT for fiscal year 2023:									
Cape Girardeau County Transit Authority	City of Lamar	Mississippi County Transit System							
City of Bloomfield	City of Mt. Vernon	OATS, Inc.							
City of Carthage	City of Nevada	Ray County Transportation, Inc.							
City of Clinton	City of New Madrid	Ripley County Transit, Inc.							
City of El Dorado Springs	City of West Plains	Scott County Transportation System							
City of Excelsior Springs	Dunklin County Transit Service, Inc.	SERVE, Inc.							
City of Houston	Licking Bridge Builders, Inc.	Southeast Missouri Transportation Service, Inc.							

## CORE DECISION ITEM

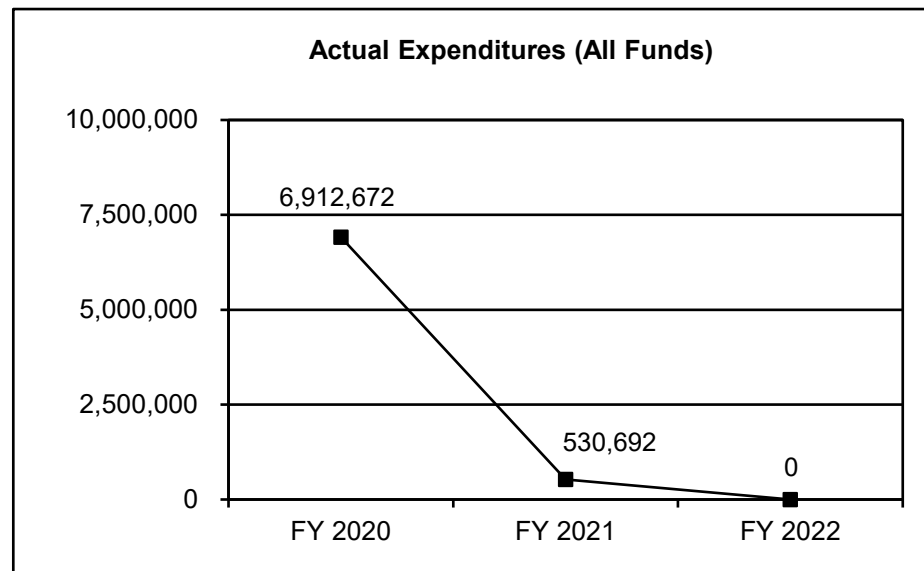
**Department of Transportation**  
**Division: Multimodal Operations**  
**Core: Bus and Bus Facility Transit Grants**

**Budget Unit:** Multimodal Operations

**HB Section:** 4.520

**4. FINANCIAL HISTORY**

	<b>FY 2020 Actual</b>	<b>FY 2021 Actual</b>	<b>FY 2022 Actual</b>	<b>FY 2023 Current Yr.</b>
Appropriation (All Funds)	12,900,000	9,900,000	9,900,000	13,400,000
Less Reverted (All Funds)	0	0	0	N/A
Less Restricted (All Funds)*	0	0	0	N/A
Budget Authority (All Funds)	12,900,000	9,900,000	9,900,000	N/A
Actual Expenditures (All Funds)	6,912,672	530,692	0	N/A
Unexpended (All Funds)	5,987,328	9,369,308	9,900,000	N/A
Unexpended, by Fund:				
General Revenue	0	0	0	N/A
Federal	5,987,328	9,369,308	9,900,000	N/A
Other	0	0	0	N/A
	(1), (2), (3)	(1), (3)	(1), (2), (3)	



\*Restricted amount is N/A

Reverted includes the statutory three percent reserve amount (when applicable).

Restricted includes any Governor's Expenditure Restrictions which remained at the end of the fiscal year (when applicable).

**NOTES:**

(1) Multi-year grants carry forward to future years.

(2) The unexpended balance for 2020 includes \$1,705,000 of flexibility moved from Formula Transit Grants for Rural Areas - Sec 5311 to Bus Facility Transit Grants - Sec 5339. The unexpended balance for 2022 is due to manufacturer pricing changes and unavailability of chassis.

(3) The unexpended balance of the appropriation includes committed budget authority in the form of purchase orders for vehicles ordered in one fiscal year, but not delivered until the following fiscal year. The following table breaks out these amounts by fiscal year.

	<b>FY 2020</b>	<b>FY 2021</b>	<b>FY 2022</b>
Purchase Orders	\$ 684,115	\$ 153,423	\$2,073,423



## FLEXIBILITY REQUEST FORM

<b>BUDGET UNIT NUMBER:</b> Multiple <b>BUDGET UNIT NAME:</b> Multiple <b>HOUSE BILL SECTION:</b> 4.495, 4.505, 4.510, 4.515, 4.520		<b>DEPARTMENT:</b> Missouri Department of Transportation (MoDOT)  <b>DIVISION:</b> Multimodal Operations	
<b>1. Provide the amount by fund of personal service flexibility and the amount by fund of expense and equipment flexibility you are requesting in dollar and percentage terms and explain why the flexibility is needed. If flexibility is being requested among divisions, provide the amount by fund of flexibility you are requesting in dollar and percentage terms and explain why the flexibility is needed.</b>			
<b>DEPARTMENT REQUEST</b>			
The department is requesting 25 percent flexibility for fiscal year 2024 between the federal transit program appropriations from the Multimodal Operations Federal Fund in the House Bill Sections listed above. This flexibility allows MoDOT to more effectively administer federal funds received from the Federal Transit Administration.			
<b>2. Estimate how much flexibility will be used for the budget year. How much flexibility was used in the Prior Year Budget and the Current Year Budget? Please specify the amount.</b>			
<b>PRIOR YEAR ACTUAL AMOUNT OF FLEXIBILITY USED</b>	<b>CURRENT YEAR ESTIMATED AMOUNT OF FLEXIBILITY THAT WILL BE USED</b>	<b>BUDGET REQUEST ESTIMATED AMOUNT OF FLEXIBILITY THAT WILL BE USED</b>	
N/A - Flexibility was not used in the prior year.	The General Assembly approved 25 percent flexibility between the federal transit program appropriations from the Multimodal Operations Federal Fund in the House Bill Sections listed above in fiscal year 2023; however, the amount of flexibility that will be used is unknown.	The department is requesting 25 percent flexibility between the federal transit program appropriations from the Multimodal Operations Federal Fund in the House Bill Sections listed above, as needed.	
<b>3. Please explain how flexibility was used in the prior and/or current years.</b>			
<b>Prior Year Explain Actual Use</b>		<b>Current Year Explain Planned Use</b>	
N/A - Flexibility was not used in the prior year.		N/A - Flexibility has not yet been used in the current year.	

**FY 2024  
Flexibility Requests**

MISSOURI DEPARTMENT OF TRANSPORTATION (MoDOT)							
						FLEXIBILITY	
HB	APPROP	APPROP NAME	FUND	FUND	FY 23 APPROP AMT	FY 23 TAFP	FY 24 REQUESTED
4.495	8493	CI GRANTS SECTION 5310	0126	FED	\$14,300,000	25%	25%
4.505	8726	FORMULA TRANSIT GRANTS FOR RURAL AREAS SECTION 5311	0126	FED	\$31,000,000	25%	25%
4.510	1316	CAPITAL GRANTS SECTION 5309	0126	FED	\$1,000,000	25%	25%
4.515	0437	PLANNING GRANTS SECTION 5303	0126	FED	\$1,500,000	25%	25%
4.520	8249	BUS & BUS FACILITY TRANSIT GRANTS SECTION 5339	0126	FED	\$13,400,000	25%	25%

---

**CORE RECONCILIATION**


---

**MO DEPT. OF TRANSPORTATION**  
**BUS & BUS FACILITY TRNSIT GRNT**


---



---

**5. CORE RECONCILIATION**


---

	Budget Class	FTE	GR	Federal	Other	Total	Explanation
<b>TAFP AFTER VETOES</b>							
	EE	0.00	0	29,355	0	29,355	
	PD	0.00	0	13,370,645	0	13,370,645	
	<b>Total</b>	<b>0.00</b>	<b>0</b>	<b>13,400,000</b>	<b>0</b>	<b>13,400,000</b>	
<b>DEPARTMENT CORE REQUEST</b>							
	EE	0.00	0	29,355	0	29,355	
	PD	0.00	0	13,370,645	0	13,370,645	
	<b>Total</b>	<b>0.00</b>	<b>0</b>	<b>13,400,000</b>	<b>0</b>	<b>13,400,000</b>	
<b>GOVERNOR'S RECOMMENDED CORE</b>							
	EE	0.00	0	29,355	0	29,355	
	PD	0.00	0	13,370,645	0	13,370,645	
	<b>Total</b>	<b>0.00</b>	<b>0</b>	<b>13,400,000</b>	<b>0</b>	<b>13,400,000</b>	

**DECISION ITEM DETAIL**

Budget Unit	FY 2022	FY 2022	FY 2023	FY 2023	FY 2024	FY 2024	*****	*****
Decision Item	ACTUAL	ACTUAL	BUDGET	BUDGET	DEPT REQ	DEPT REQ	SECURED	SECURED
Budget Object Class	DOLLAR	FTE	DOLLAR	FTE	DOLLAR	FTE	COLUMN	COLUMN
<b>BUS &amp; BUS FACILITY TRNSIT GRNT</b>								
<b>CORE</b>								
PROFESSIONAL DEVELOPMENT	0	0.00	1,133	0.00	1,133	0.00	0	0.00
PROFESSIONAL SERVICES	0	0.00	28,222	0.00	28,222	0.00	0	0.00
<b>TOTAL - EE</b>	<b>0</b>	<b>0.00</b>	<b>29,355</b>	<b>0.00</b>	<b>29,355</b>	<b>0.00</b>	<b>0</b>	<b>0.00</b>
PROGRAM DISTRIBUTIONS	0	0.00	13,363,641	0.00	13,363,641	0.00	0	0.00
REFUNDS	0	0.00	7,004	0.00	7,004	0.00	0	0.00
<b>TOTAL - PD</b>	<b>0</b>	<b>0.00</b>	<b>13,370,645</b>	<b>0.00</b>	<b>13,370,645</b>	<b>0.00</b>	<b>0</b>	<b>0.00</b>
<b>GRAND TOTAL</b>	<b>\$0</b>	<b>0.00</b>	<b>\$13,400,000</b>	<b>0.00</b>	<b>\$13,400,000</b>	<b>0.00</b>	<b>\$0</b>	<b>0.00</b>
<b>GENERAL REVENUE</b>	<b>\$0</b>	<b>0.00</b>	<b>\$0</b>	<b>0.00</b>	<b>\$0</b>	<b>0.00</b>		<b>0.00</b>
<b>FEDERAL FUNDS</b>	<b>\$0</b>	<b>0.00</b>	<b>\$13,400,000</b>	<b>0.00</b>	<b>\$13,400,000</b>	<b>0.00</b>		<b>0.00</b>
<b>OTHER FUNDS</b>	<b>\$0</b>	<b>0.00</b>	<b>\$0</b>	<b>0.00</b>	<b>\$0</b>	<b>0.00</b>		<b>0.00</b>

## PROGRAM DESCRIPTION

Department of Transportation

HB Section(s): 4.520

Program Name: Bus and Bus Facility Transit Grants

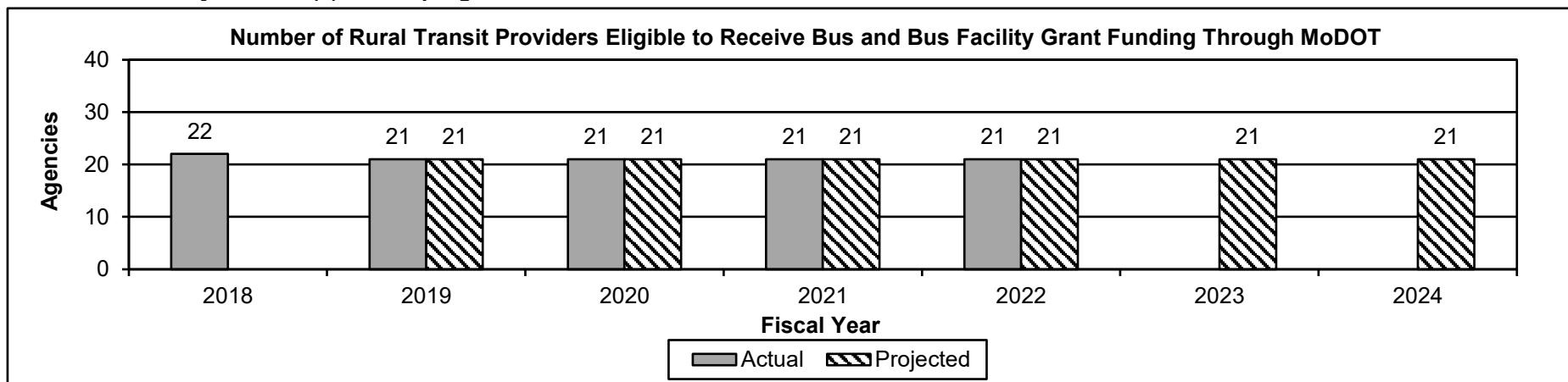
Program is found in the following core budget(s): Bus and Bus Facility Transit Grants

**1a. What strategic priority does this program address?**

Service - providing outstanding customer service, delivering efficient and innovative transportation projects and operating a reliable transportation system

**1b. What does this program do?**

The Infrastructure Investment and Jobs Act (IIJA) contains a bus and bus facility transit grant program. This appropriation provides funding for public transit providers to replace, rehabilitate and purchase buses and related equipment and to construct bus-related facilities. These funds are annually apportioned to each of the large urban areas (St. Louis, Kansas City and Springfield), apportioned separately on an aggregate basis to the small urban areas (between 50,000 - 199,999 population) and annually apportioned separately in aggregate to the non-urbanized / rural areas of the state. Large urban and small urban public transit providers receive their apportionments directly from the Federal Transit Administration. MoDOT only administers the rural apportionment for rural public transit providers. Awards for transit vehicle replacement are based upon the useful life criteria. Useful life criteria identifies the expected lifetime of vehicles based upon years and/or mileage. Vehicles must meet or exceed the useful life criteria to be eligible for replacement.

**2a. Provide an activity measure(s) for the program.**

The 2023 and 2024 projections are based on the number of agencies currently eligible to receive funding.

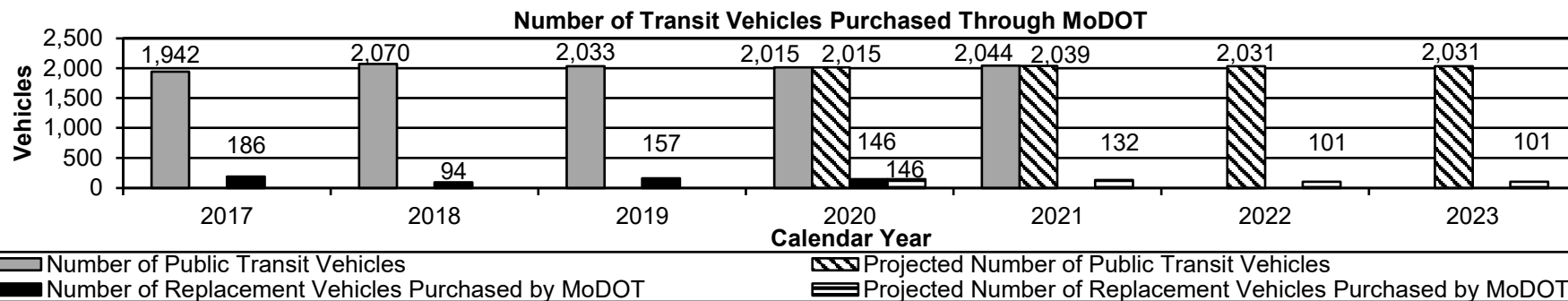
## PROGRAM DESCRIPTION

Department of Transportation

HB Section(s): 4.520

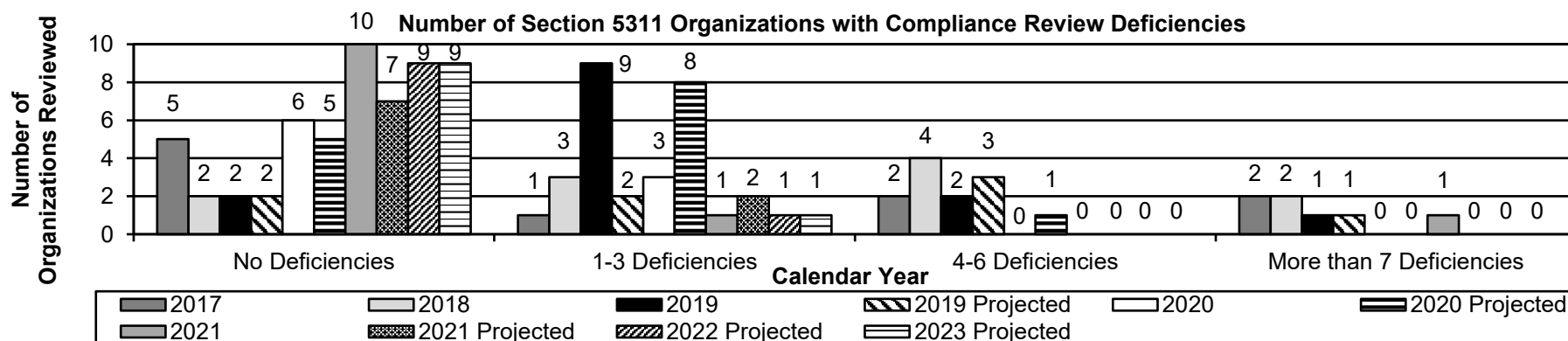
Program Name: Bus and Bus Facility Transit Grants

Program is found in the following core budget(s): Bus and Bus Facility Transit Grants



This measure shows the transit vehicle inventory and the number of vehicles purchased each year. Vehicles included in the inventory were purchased by MoDOT on behalf of public and specialized transit service providers throughout Missouri. Vehicles purchased replace vehicles that have met or exceeded their useful life. MoDOT utilizes the FTA useful life criteria to determine eligibility for replacement. The 2022 and 2023 projections are based on the average of the past three years of actuals.

## 2b. Provide a measure(s) of the program's quality.



A deficiency is a violation of a Federal Transit Administration (FTA) or state requirement, which requires corrective action by a pre-determined date in order to maintain eligibility for transit funding programs. The 2022 and 2023 projections are based off an approximate 10 percent reduction from the prior year of deficiencies in any category greater than no deficiencies.

## PROGRAM DESCRIPTION

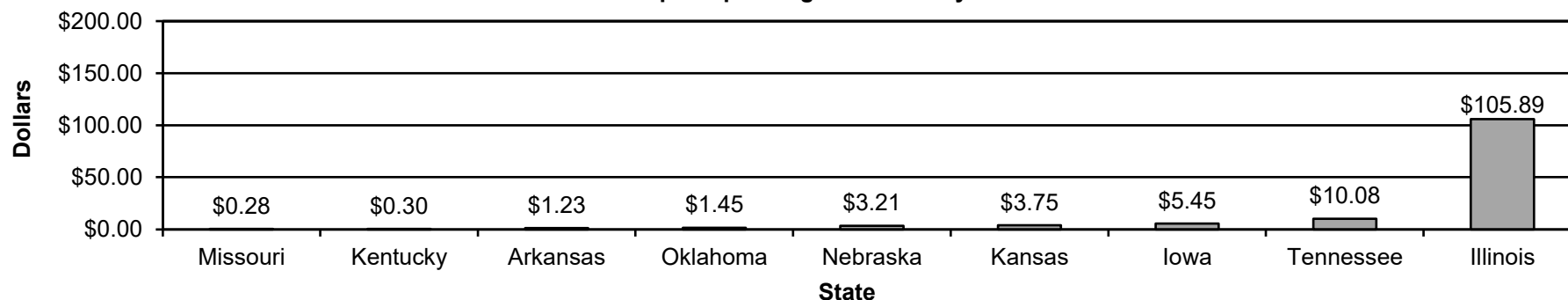
Department of Transportation

HB Section(s): 4.520

Program Name: Bus and Bus Facility Transit Grants

Program is found in the following core budget(s): Bus and Bus Facility Transit Grants

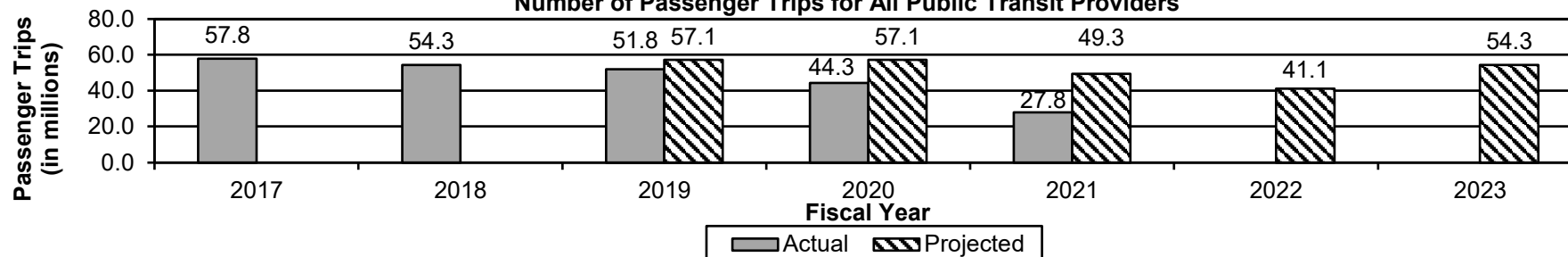
Per Capita Spending on Transit by State for 2020



Per capita spending was calculated by dividing the state's transit funding by the state's population. Data is obtained through the American Association of State Highway and Transportation Officials (AASHTO) Survey for State Funding for Public Transportation published in June of 2022.

## 2c. Provide a measure(s) of the program's impact.

Number of Passenger Trips for All Public Transit Providers



This graph includes transit passenger trips from all transit programs and not just this program. Passenger trips are counted based upon the number of stops. For example: if a person rides a bus to the doctor's office, the grocery store and home, the number of trips would be three. In 2019, Amtrak ridership declined significantly due to flooding. In 2020 and 2021, Amtrak ridership declined significantly due to the COVID-19 pandemic. Fiscal year 2022 data was not available at time of publication and will be released in fall of 2022. The 2022 and 2023 projections are based on ridership returning to the number of passenger trips in 2018.

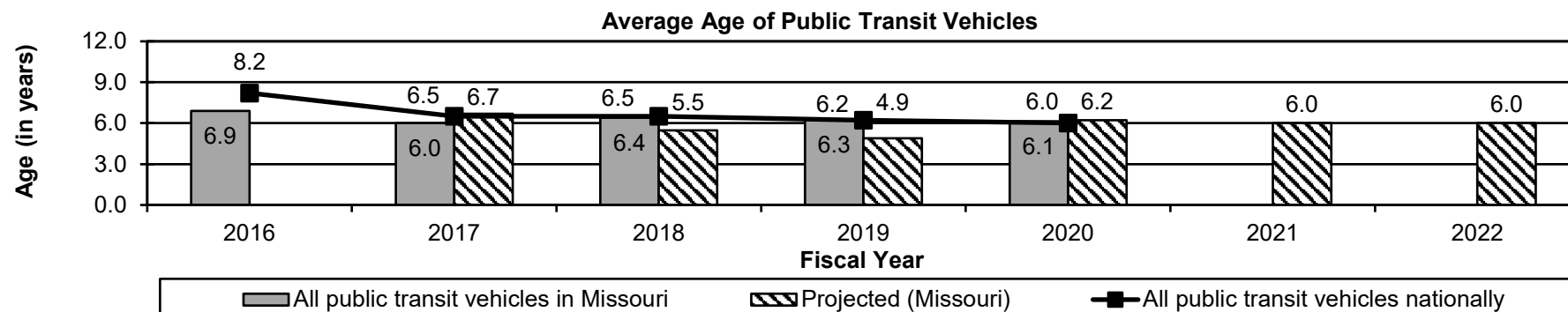
## PROGRAM DESCRIPTION

Department of Transportation

HB Section(s): 4.520

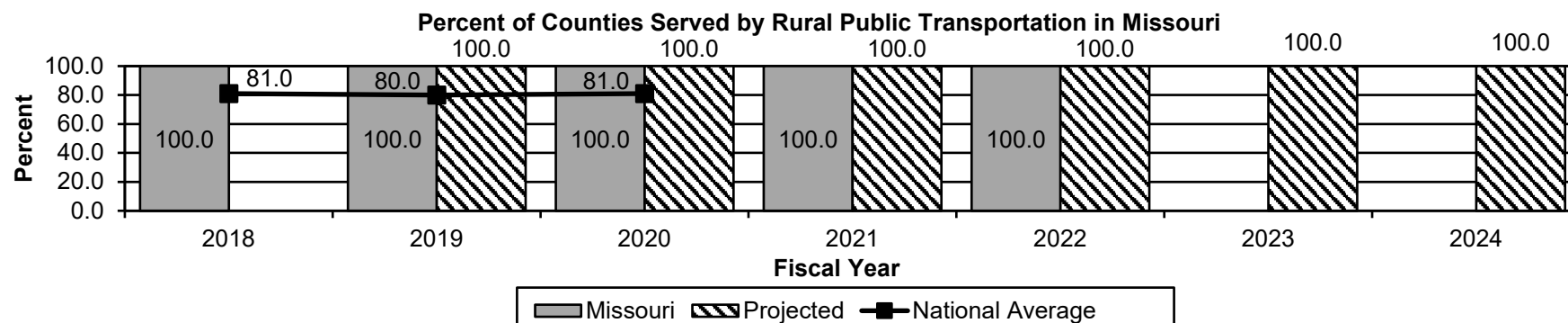
Program Name: Bus and Bus Facility Transit Grants

Program is found in the following core budget(s): Bus and Bus Facility Transit Grants



This data is from the National Transit Database administered by the Federal Transit Administration. Fiscal year 2021 data was not available at time of publication and will be released in fall of 2022. The fiscal year 2021 and 2022 projections are based on the 2020 national average.

## 2d. Provide a measure(s) of the program's efficiency.



This graph includes the counties served by rural public transportation providers that participate in all federal and state transit programs administered by MoDOT. Rural public transportation providers are classified as serving a population of less than 50,000. The 2021 national average data was not available at the time of publication and will be released in late fall of 2022.



## PROGRAM DESCRIPTION

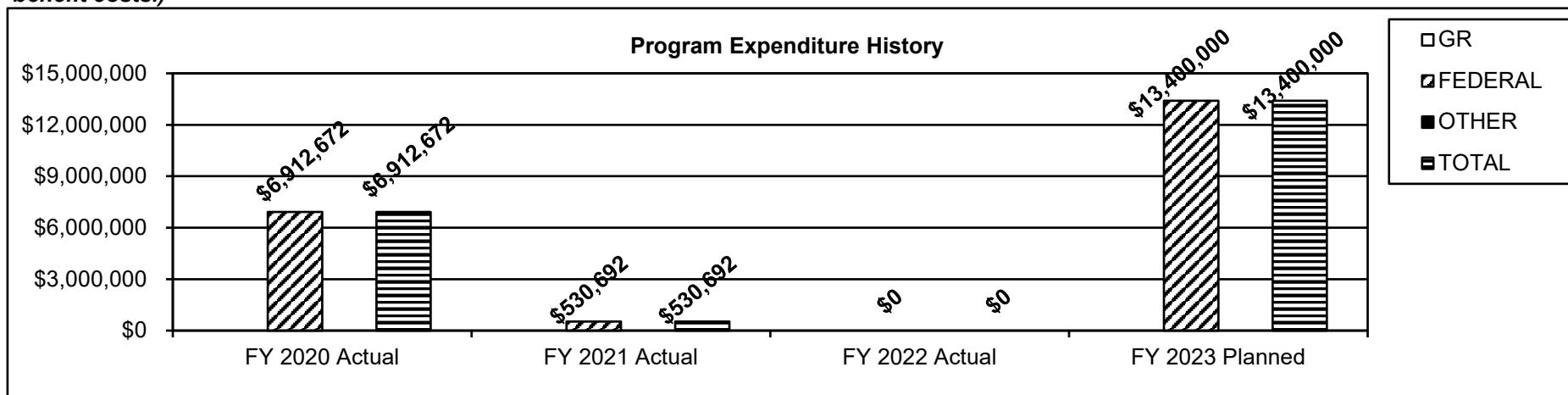
Department of Transportation

HB Section(s): 4.520

Program Name: Bus and Bus Facility Transit Grants

Program is found in the following core budget(s): Bus and Bus Facility Transit Grants

3. Provide actual expenditures for the prior three fiscal years and planned expenditures for the current fiscal year. (Note: Amounts do not include fringe benefit costs.)



4. What are the sources of the "Other " funds?

N/A

5. What is the authorization for this program, i.e., federal or state statute, etc.? (Include the federal program number, if applicable.)

Title 49 U.S.C. 5339 and 33.546, RSMo.

6. Are there federal matching requirements? If yes, please explain.

Yes, 20 percent cash matching funds from local/regional transit project sponsors. Funds allocated in the State Transit Assistance appropriation (226.195, RSMo) to local/regional transit agencies may be used by the local/regional transit agency to match these federal funds.

7. Is this a federally mandated program? If yes, please explain.

No

*This page left blank intentionally.*



## NEW DECISION ITEM

RANK: 18 OF 28

Department of Transportation	Budget Unit: <u>Multimodal Operations</u>
Division: <u>Multimodal Operations</u>	
DI Name: <u>Bus and Bus Facility Expansion</u>	DI# <u>1605022</u>
	HB Section: <u>4.520</u>

## 1. AMOUNT OF REQUEST

	FY 2024 Budget Request			
	GR	Federal	Other	Total
PS	0	0	0	0
EE	0	0	0	0
PSD	0	500,000	0	500,000
TRF	0	0	0	0
Total	0	500,000	0	500,000
FTE	0.00	0.00	0.00	0.00
HB 4	0	0	0	0
HB 5	0	0	0	0

Note: Fringes budgeted in House Bill 5 except for certain fringes budgeted directly to MoDOT, Highway Patrol, and Conservation.

Other Funds:

	FY 2024 Governor's Recommendation			
	GR	Federal	Other	Total
PS	0	0	0	0
EE	0	0	0	0
PSD	0	0	0	0
TRF	0	0	0	0
Total	0	0	0	0
FTE	0.00	0.00	0.00	0.00
HB 4	0	0	0	0
HB 5	0	0	0	0

Note: Fringes budgeted in House Bill 5 except for certain fringes budgeted directly to MoDOT, Highway Patrol, and Conservation.

Other Funds:

## 2. THIS REQUEST CAN BE CATEGORIZED AS:

<input type="checkbox"/> New Legislation	<input type="checkbox"/> New Program	<input type="checkbox"/> Fund Switch
<input type="checkbox"/> Federal Mandate	<input checked="" type="checkbox"/> Program Expansion	<input type="checkbox"/> Cost to Continue
<input type="checkbox"/> GR Pick-Up	<input type="checkbox"/> Space Request	<input type="checkbox"/> Equipment Replacement
<input type="checkbox"/> Pay Plan	Other: _____	

## 3. WHY IS THIS FUNDING NEEDED? PROVIDE AN EXPLANATION FOR ITEMS CHECKED IN #2. INCLUDE THE FEDERAL OR STATE STATUTORY OR CONSTITUTIONAL AUTHORIZATION FOR THIS PROGRAM.

This expansion item is requested to allow MoDOT to draw down discretionary grant funding for the Bus and Bus Facilities federal transit program. This expansion item is needed to purchase additional buses.

The Infrastructure Investment and Jobs Act (IIJA) contains a bus and bus facility transit grant program. This appropriation provides funding for public transit providers to replace, rehabilitate and purchase buses and related equipment and to construct bus-related facilities. These funds are annually apportioned to each of the large urban areas (St. Louis, Kansas City and Springfield), apportioned separately on an aggregate basis to the small urban areas (between 50,000 - 199,999 population) and annually apportioned separately in aggregate to the non-urbanized / rural areas of the state. Large urban and small urban public transit providers receive their apportionments directly from the Federal Transit Administration. MoDOT only administers the rural apportionment for rural public transit providers.

## NEW DECISION ITEM

RANK: 18 OF 28

<b>Department of Transportation</b>				<b>Budget Unit: Multimodal Operations</b>					
<b>Division: Multimodal Operations</b>									
<b>DI Name: Bus and Bus Facility Expansion</b>			<b>DI# 1605022</b>		<b>HB Section: 4.520</b>				

**4. DESCRIBE THE DETAILED ASSUMPTIONS USED TO DERIVE THE SPECIFIC REQUESTED AMOUNT. (How did you determine that the requested number of FTE were appropriate? From what source or standard did you derive the requested levels of funding? Were alternatives such as outsourcing or automation considered? If based on new legislation, does request tie to TAFP fiscal note? If not, explain why. Detail which portions of the request are one-times and how those amounts were calculated.)**

The amount is needed to draw down discretionary grant funding to purchase additional buses.

**5. BREAK DOWN THE REQUEST BY BUDGET OBJECT CLASS, JOB CLASS, AND FUND SOURCE. IDENTIFY ONE-TIME COSTS.**

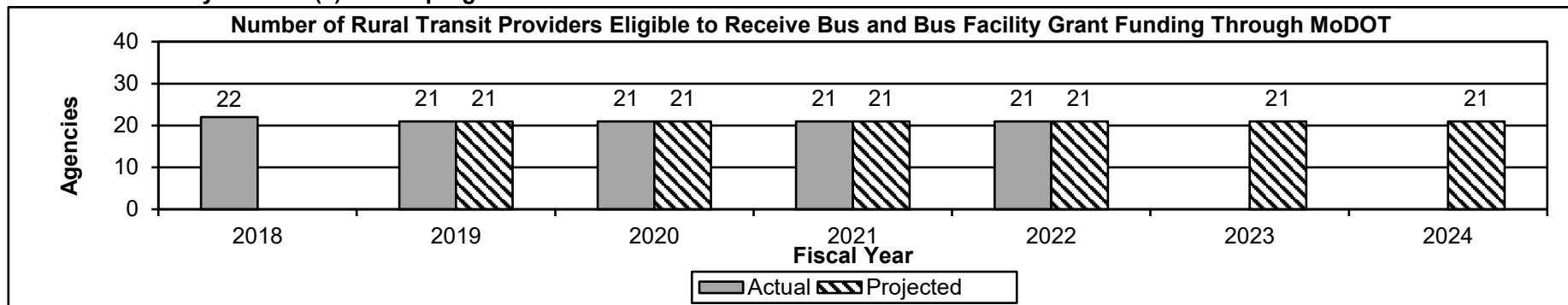
Budget Object Class/Job Class	Dept Req GR DOLLARS	Dept Req GR FTE	Dept Req FED DOLLARS	Dept Req FED FTE	Dept Req OTHER DOLLARS	Dept Req OTHER FTE	Dept Req TOTAL DOLLARS	Dept Req TOTAL FTE	Dept Req One-Time DOLLARS
							0	0.0	
							0	0.0	
<b>Total PS</b>	<u>0</u>	<u>0.0</u>	<u>0</u>	<u>0.0</u>	<u>0</u>	<u>0.0</u>	<u>0</u>	<u>0.0</u>	<u>0</u>
							0		
							0		
<b>Total EE</b>	<u>0</u>		<u>0</u>		<u>0</u>		<u>0</u>		<u>0</u>
Program Distributions (800)			500,000				500,000		
<b>Total PSD</b>	<u>0</u>		<u>500,000</u>		<u>0</u>		<u>500,000</u>		<u>0</u>
Transfers									
<b>Total TRF</b>	<u>0</u>		<u>0</u>		<u>0</u>		<u>0</u>		<u>0</u>
<b>Grand Total</b>	<u>0</u>	<u>0.0</u>	<u>500,000</u>	<u>0.0</u>	<u>0</u>	<u>0.0</u>	<u>500,000</u>	<u>0.0</u>	<u>0</u>

**NEW DECISION ITEM**  
**RANK:** 18 **OF** 28

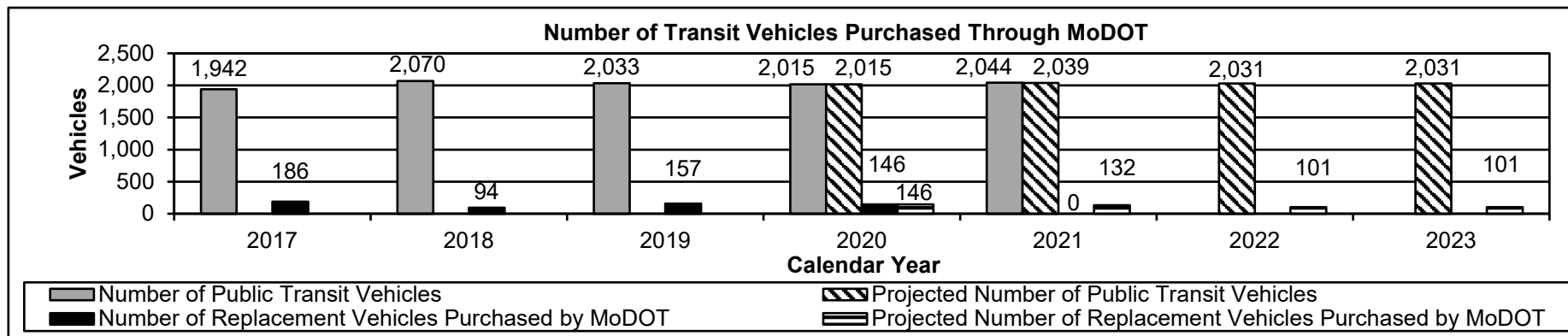
<b>Department of Transportation</b>	<b>Budget Unit:</b> <u>Multimodal Operations</u>
<b>Division: Multimodal Operations</b>	
<b>DI Name: Bus and Bus Facility Expansion</b>	<b>HB Section:</b> <u>4.520</u>
<b>DI# 1605022</b>	

**6. PERFORMANCE MEASURES (If new decision item has an associated core, separately identify projected performance with & without additional funding.)**

**6a. Provide an activity measure(s) for the program.**



The 2023 and 2024 projections are based on the number of agencies currently eligible to receive funding.



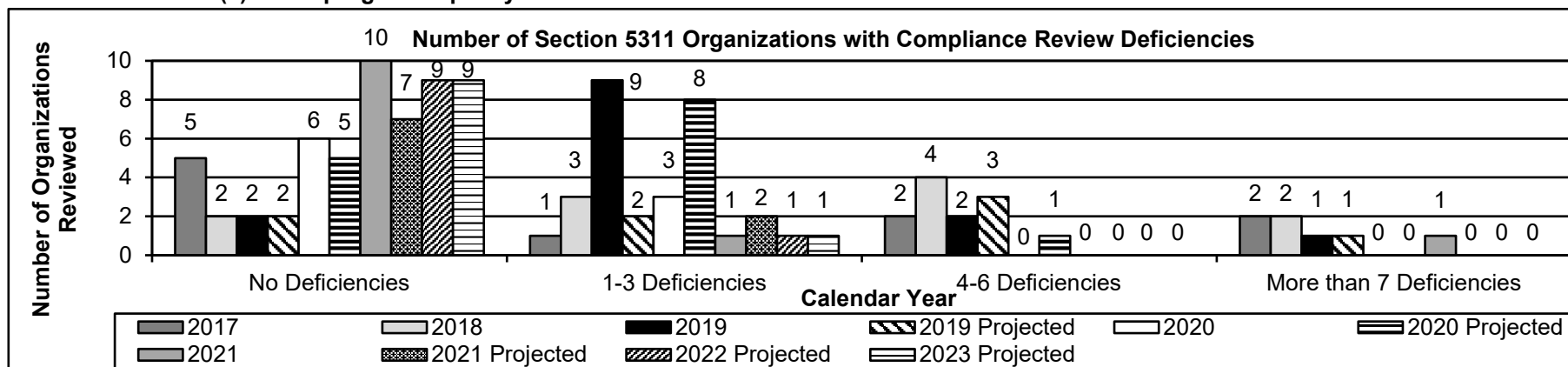
This measure shows the transit vehicle inventory and the number of vehicles purchased each year. Vehicles included in the inventory were purchased by MoDOT on behalf of public and specialized transit service providers throughout Missouri. Vehicles purchased replace vehicles that have met or exceeded their useful life. MoDOT utilizes the Federal Transit Administration useful life criteria to determine eligibility for replacement. The 2022 and 2023 projections are based on the average of the past three years of actuals.

**NEW DECISION ITEM**  
**RANK: 18 OF 28**

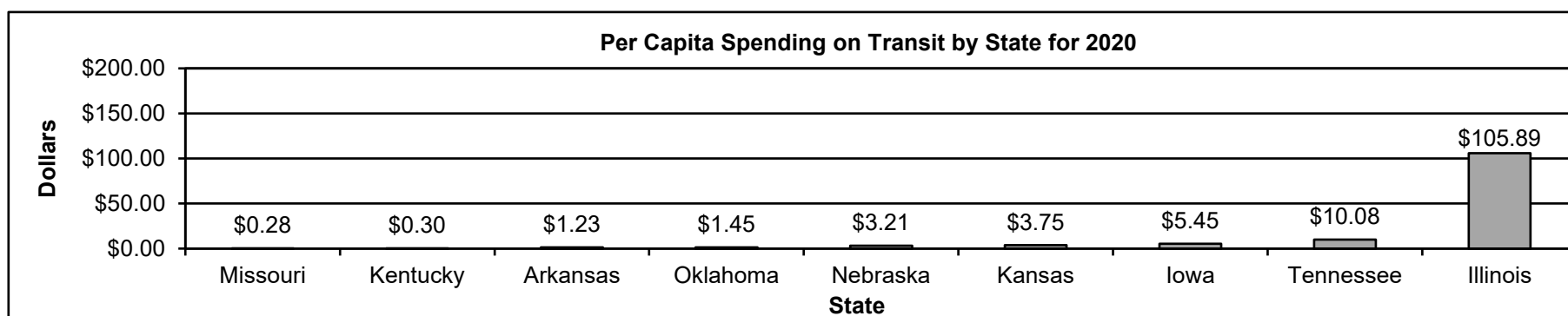
**Department of Transportation**  
**Division: Multimodal Operations**  
**DI Name: Bus and Bus Facility Expansion**      **DI# 1605022**

**Budget Unit: Multimodal Operations**  
**HB Section: 4.520**

**6b. Provide a measure(s) of the program's quality.**



A deficiency is a violation of a Federal Transit Administration or state requirement, which requires corrective action by a pre-determined date in order to maintain eligibility for transit funding programs. The 2022 and 2023 projections are based off an approximate 10 percent reduction from the prior year of deficiencies in any category greater than no deficiencies.



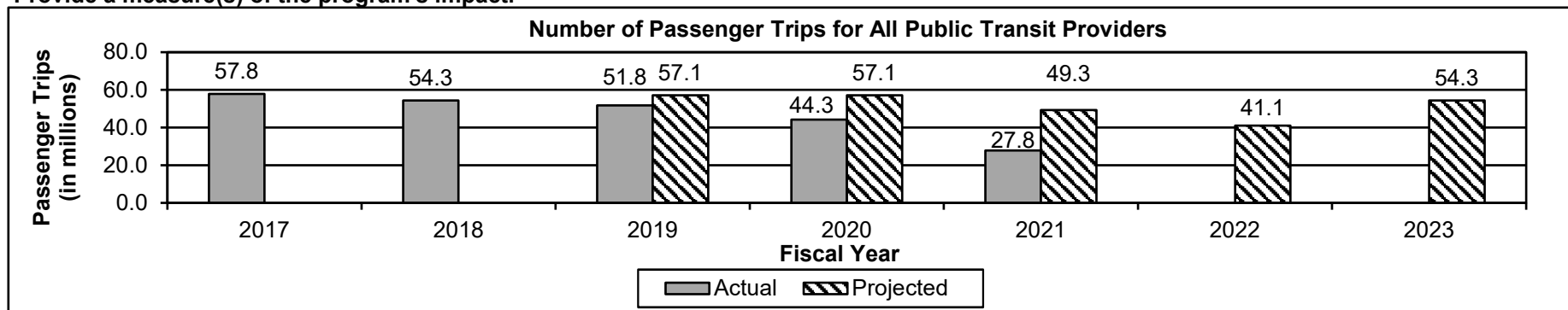
Per capita spending was calculated by dividing the state's transit funding by the state's population. Data is obtained through the American Association of State Highway and Transportation Officials (AASHTO) Survey for State Funding for Public Transportation published in June of 2022.

**NEW DECISION ITEM**  
**RANK:** 18 **OF** 28

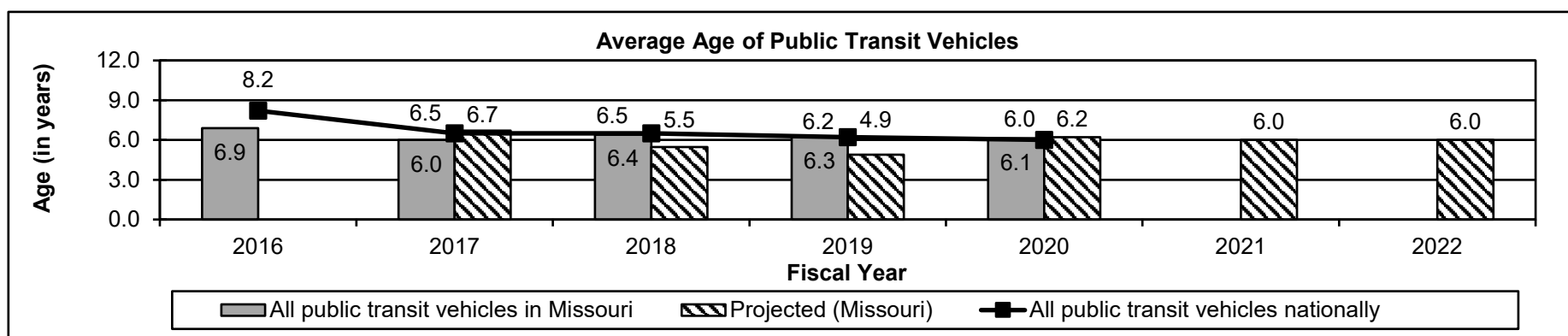
**Department of Transportation**  
**Division: Multimodal Operations**  
**DI Name: Bus and Bus Facility Expansion** **DI# 1605022**

**Budget Unit: Multimodal Operations**  
**HB Section: 4.520**

**6c. Provide a measure(s) of the program's impact.**



This graph includes transit passenger trips from all transit programs and not just this program. Passenger trips are counted based upon the number of stops. For example: if a person rides a bus to the doctor's office, the grocery store and home, the number of trips would be three. In 2019, Amtrak ridership declined significantly due to flooding. In 2020 and 2021, Amtrak ridership declined significantly due to the COVID-19 pandemic. Fiscal year 2022 data was not available at time of publication and will be released in fall of 2022. The 2022 and 2023 projections are based on ridership returning to the number of passenger trips in 2018.



This data is from the National Transit Database administered by the Federal Transit Administration. Fiscal year 2021 data was not available at time of publication and will be released in fall of 2022. The fiscal year 2021 and 2022 projections are based on the 2020 national average.



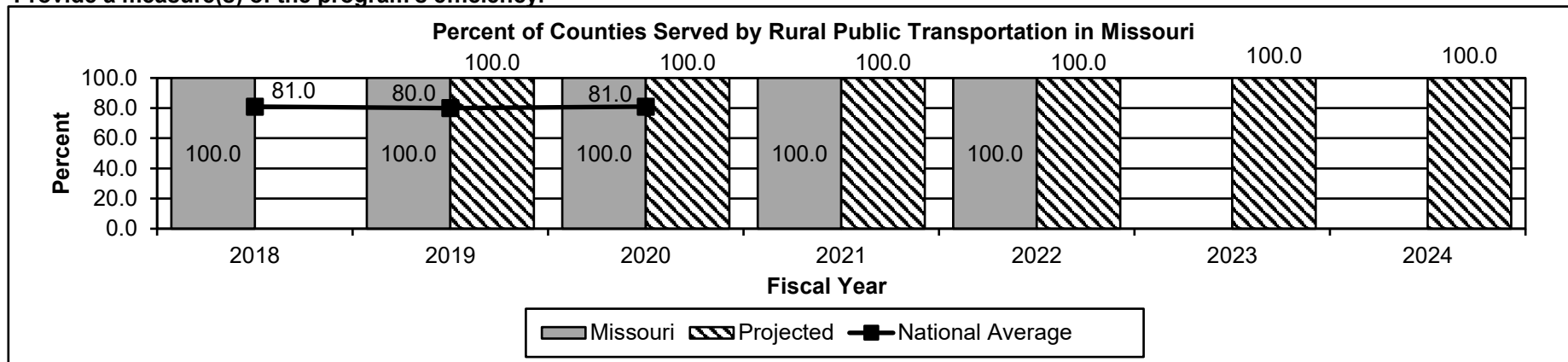
## NEW DECISION ITEM

RANK: 18 OF 28

Department of Transportation  
 Division: Multimodal Operations  
 DI Name: Bus and Bus Facility Expansion DI# 1605022

Budget Unit: Multimodal Operations  
 HB Section: 4.520

## 6d. Provide a measure(s) of the program's efficiency.



This graph includes the counties served by rural public transportation providers that participate in all federal and state transit programs administered by MoDOT. Rural public transportation providers are classified as serving a population of less than 50,000. The 2021 national average data was not available at the time of publication and will be released in late fall of 2022.

## NEW DECISION ITEM

RANK: 18 OF 28

Department of Transportation		Budget Unit: <u>Multimodal Operations</u>
Division: <u>Multimodal Operations</u>		
DI Name: <u>Bus and Bus Facility Expansion</u>	DI# <u>1605022</u>	HB Section: <u>4.520</u>

**7. STRATEGIES TO ACHIEVE THE PERFORMANCE MEASUREMENT TARGETS:**

Provide sufficient funding to public transit providers to replace, rehabilitate and purchase buses and related equipment to ensure a reliable and convenient transportation system.

**DECISION ITEM DETAIL**

Budget Unit	FY 2022	FY 2022	FY 2023	FY 2023	FY 2024	FY 2024	*****	*****
Decision Item	ACTUAL	ACTUAL	BUDGET	BUDGET	DEPT REQ	DEPT REQ	SECURED	SECURED
Budget Object Class	DOLLAR	FTE	DOLLAR	FTE	DOLLAR	FTE	COLUMN	COLUMN
<b>BUS &amp; BUS FACILITY TRNSIT GRNT</b>								
<b>Bus &amp; Bus Facilities NDI - 1605022</b>								
PROGRAM DISTRIBUTIONS	0	0.00	0	0.00	500,000	0.00	0	0.00
<b>TOTAL - PD</b>	<b>0</b>	<b>0.00</b>	<b>0</b>	<b>0.00</b>	<b>500,000</b>	<b>0.00</b>	<b>0</b>	<b>0.00</b>
<b>GRAND TOTAL</b>	<b>\$0</b>	<b>0.00</b>	<b>\$0</b>	<b>0.00</b>	<b>\$500,000</b>	<b>0.00</b>	<b>\$0</b>	<b>0.00</b>
GENERAL REVENUE	\$0	0.00	\$0	0.00	\$0	0.00		0.00
FEDERAL FUNDS	\$0	0.00	\$0	0.00	\$500,000	0.00		0.00
OTHER FUNDS	\$0	0.00	\$0	0.00	\$0	0.00		0.00



**DECISION ITEM SUMMARY**

<b>Budget Unit</b>								
<b>Decision Item</b>	<b>FY 2022</b>	<b>FY 2022</b>	<b>FY 2023</b>	<b>FY 2023</b>	<b>FY 2024</b>	<b>FY 2024</b>	<b>*****</b>	<b>*****</b>
<b>Budget Object Summary</b>	<b>ACTUAL</b>	<b>ACTUAL</b>	<b>BUDGET</b>	<b>BUDGET</b>	<b>DEPT REQ</b>	<b>DEPT REQ</b>	<b>SECURED</b>	<b>SECURED</b>
<b>Fund</b>	<b>DOLLAR</b>	<b>FTE</b>	<b>DOLLAR</b>	<b>FTE</b>	<b>DOLLAR</b>	<b>FTE</b>	<b>COLUMN</b>	<b>COLUMN</b>
<b>STATE SAFETY OVERSIGHT</b>								
<b>CORE</b>								
PROGRAM-SPECIFIC								
MULTIMODAL OPERATIONS FEDERAL	275,516	0.00	505,962	0.00	505,962	0.00	0	0.00
STATE TRANSPORTATION FUND	68,879	0.00	126,491	0.00	126,491	0.00	0	0.00
TOTAL - PD	344,395	0.00	632,453	0.00	632,453	0.00	0	0.00
<b>TOTAL</b>	<b>344,395</b>	<b>0.00</b>	<b>632,453</b>	<b>0.00</b>	<b>632,453</b>	<b>0.00</b>	<b>0</b>	<b>0.00</b>
<b>GRAND TOTAL</b>	<b>\$344,395</b>	<b>0.00</b>	<b>\$632,453</b>	<b>0.00</b>	<b>\$632,453</b>	<b>0.00</b>	<b>\$0</b>	<b>0.00</b>

*This page left blank intentionally.*

## CORE DECISION ITEM

<b>Department of Transportation</b> <b>Division: Multimodal Operations</b> <b>Core: State Safety Oversight</b>					<b>Budget Unit: Multimodal Operations</b> <b>HB Section: 4.525</b>				
<b>1. CORE FINANCIAL SUMMARY</b>									
FY 2024 Budget Request					FY 2024 Governor's Recommendation				
	GR	Federal	Other	Total		GR	Federal	Other	Total
PS	0	0	0	0	PS	0	0	0	0
EE	0	0	0	0	EE	0	0	0	0
PSD	0	505,962	126,491	632,453	PSD	0	0	0	0
TRF	0	0	0	0	TRF	0	0	0	0
<b>Total</b>	<b>0</b>	<b>505,962</b>	<b>126,491</b>	<b>632,453</b>	<b>Total</b>	<b>0</b>	<b>0</b>	<b>0</b>	<b>0</b>
FTE	0.00	0.00	0.00	0.00	FTE	0.00	0.00	0.00	0.00
<b>HB 4</b>	0	0	0	0	<b>HB 4</b>	0	0	0	0
<b>HB 5</b>	0	0	0	0	<b>HB 5</b>	0	0	0	0
<i>Note: Fringes budgeted in House Bill 5 except for certain fringes budgeted directly to MoDOT, Highway Patrol, and Conservation.</i>					<i>Note: Fringes budgeted in House Bill 5 except for certain fringes budgeted directly to MoDOT, Highway Patrol, and Conservation.</i>				
Other Funds: State Transportation Fund (0675)					Other Funds :				
<b>2. CORE DESCRIPTION</b>									
This appropriation funds the State Safety Oversight Program, which involves inspecting light rail transit systems. The Federal Transit Administration provides federal funding for this program. The program requires a 20 percent state match.									
<b>3. PROGRAM LISTING (list programs included in this core funding)</b>									
Currently, three operational systems exist in Missouri, the Metrolink in St. Louis, the Delmar Loop Trolley in St. Louis, and the Kansas City Streetcar. The Delmar Loop Trolley resumed services in August. Each is subject to the safety requirements of the State Safety Oversight program.									

## CORE DECISION ITEM

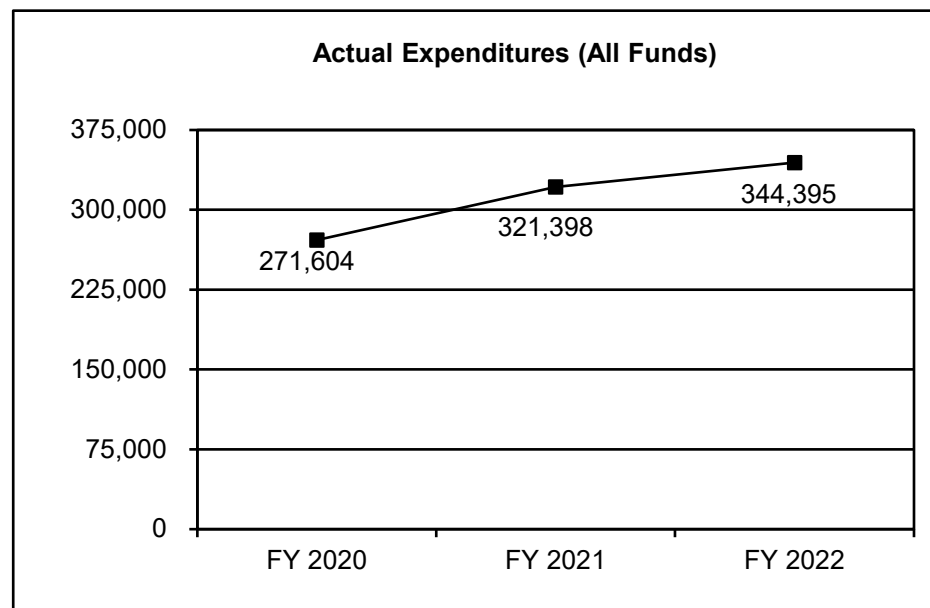
Department of Transportation  
 Division: Multimodal Operations  
 Core: State Safety Oversight

Budget Unit: Multimodal Operations

HB Section: 4.525

## 4. FINANCIAL HISTORY

	FY 2020 Actual	FY 2021 Actual	FY 2022 Actual	FY 2023 Current Yr.
Appropriation (All Funds)	632,453	632,453	632,453	632,453
Less Reverted (All Funds)	0	0	0	N/A
Less Restricted (All Funds)*	0	0	0	N/A
Budget Authority (All Funds)	632,453	632,453	632,453	N/A
Actual Expenditures (All Funds)	271,604	321,398	344,395	N/A
Unexpended (All Funds)	360,849	311,055	288,058	N/A
Unexpended, by Fund:				
General Revenue	0	0	0	N/A
Federal	288,679	248,844	230,446	N/A
Other	72,170	62,211	57,612	N/A
	(1)	(1)	(1)	



\*Restricted amount is N/A

Reverted includes the statutory three percent reserve amount (when applicable).

Restricted includes any Governor's Expenditure Restrictions which remained at the end of the fiscal year (when applicable).

**NOTES:**

(1) The unexpended balance of the appropriation includes committed budget authority in the form of purchase orders for consultant support.

	FY 2020	FY 2021	FY 2022
Purchase Orders	\$ 19,364	\$ 58,602	\$ 69,890



---

**CORE RECONCILIATION**


---

**MO DEPT. OF TRANSPORTATION**


---

**STATE SAFETY OVERSIGHT**


---



---

**5. CORE RECONCILIATION**


---

	Budget Class	FTE	GR	Federal	Other	Total	Explanation
<b>TAFP AFTER VETOES</b>							
	PD	0.00	0	505,962	126,491	632,453	
	<b>Total</b>	<b>0.00</b>	<b>0</b>	<b>505,962</b>	<b>126,491</b>	<b>632,453</b>	
<b>DEPARTMENT CORE REQUEST</b>							
	PD	0.00	0	505,962	126,491	632,453	
	<b>Total</b>	<b>0.00</b>	<b>0</b>	<b>505,962</b>	<b>126,491</b>	<b>632,453</b>	
<b>GOVERNOR'S RECOMMENDED CORE</b>							
	PD	0.00	0	505,962	126,491	632,453	
	<b>Total</b>	<b>0.00</b>	<b>0</b>	<b>505,962</b>	<b>126,491</b>	<b>632,453</b>	

**DECISION ITEM DETAIL**

Budget Unit	FY 2022	FY 2022	FY 2023	FY 2023	FY 2024	FY 2024	*****	*****
Decision Item	ACTUAL	ACTUAL	BUDGET	BUDGET	DEPT REQ	DEPT REQ	SECURED	SECURED
Budget Object Class	DOLLAR	FTE	DOLLAR	FTE	DOLLAR	FTE	COLUMN	COLUMN
<b>STATE SAFETY OVERSIGHT</b>								
<b>CORE</b>								
PROGRAM DISTRIBUTIONS	344,395	0.00	632,453	0.00	632,453	0.00	0	0.00
<b>TOTAL - PD</b>	<b>344,395</b>	<b>0.00</b>	<b>632,453</b>	<b>0.00</b>	<b>632,453</b>	<b>0.00</b>	<b>0</b>	<b>0.00</b>
<b>GRAND TOTAL</b>	<b>\$344,395</b>	<b>0.00</b>	<b>\$632,453</b>	<b>0.00</b>	<b>\$632,453</b>	<b>0.00</b>	<b>\$0</b>	<b>0.00</b>
GENERAL REVENUE	\$0	0.00	\$0	0.00	\$0	0.00		0.00
FEDERAL FUNDS	\$275,516	0.00	\$505,962	0.00	\$505,962	0.00		0.00
OTHER FUNDS	\$68,879	0.00	\$126,491	0.00	\$126,491	0.00		0.00

## PROGRAM DESCRIPTION

Department of Transportation

HB Section(s): 4.525

Program Name: State Safety Oversight

Program is found in the following core budget(s): State Safety Oversight

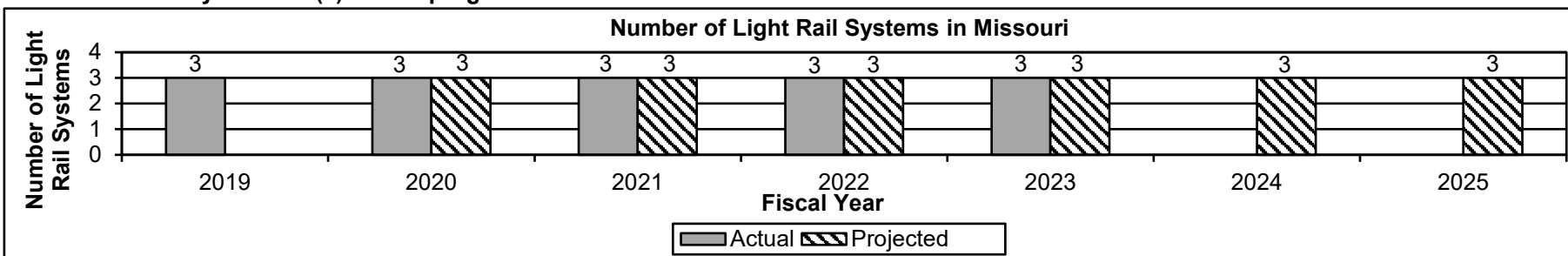
## 1a. What strategic priority does this program address?

Safety - moving Missourians safely

## 1b. What does this program do?

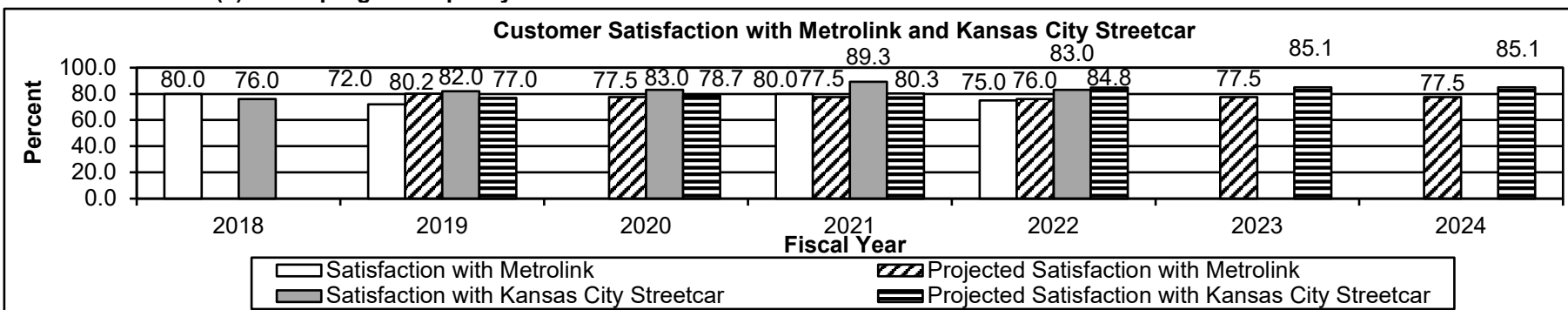
This appropriation funds the State Safety Oversight Program, which involves inspecting light rail transit systems. The Federal Transit Administration provides federal funding for this program. The program requires a 20 percent state match.

## 2a. Provide an activity measure(s) for the program.



There are three operational systems in Missouri, the Metrolink in St. Louis, the Delmar Loop Trolley in St. Louis, and the Kansas City Streetcar. The Delmar Loop Trolley resumed services in August. Each is subject to the safety requirements of the State Safety Oversight program. The 2024 and 2025 projections are based upon the number of light rail systems in operation in 2023.

## 2b. Provide a measure(s) of the program's quality.



The 2023 and 2024 projections are based on the average of the last three years of actuals. The 2020 Metrolink customer satisfaction data was not collected.

## PROGRAM DESCRIPTION

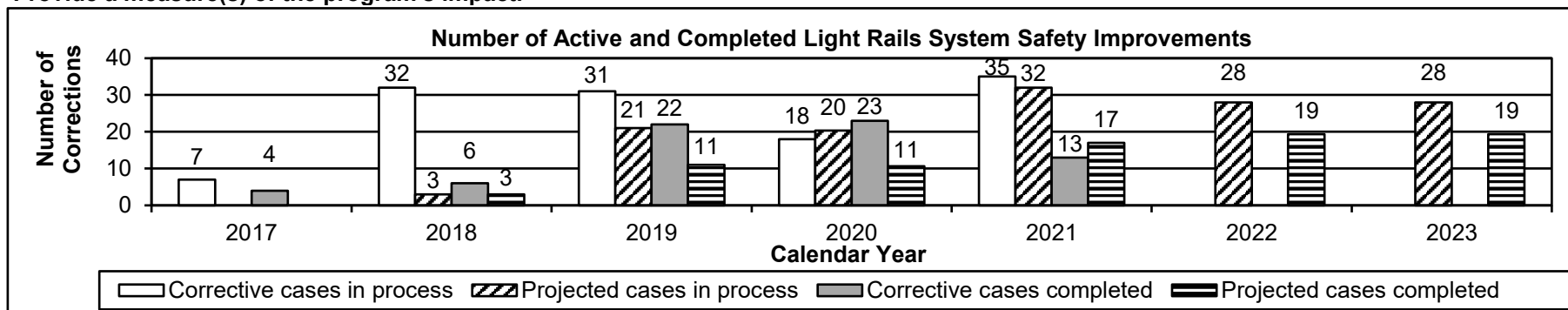
Department of Transportation

HB Section(s): 4.525

Program Name: State Safety Oversight

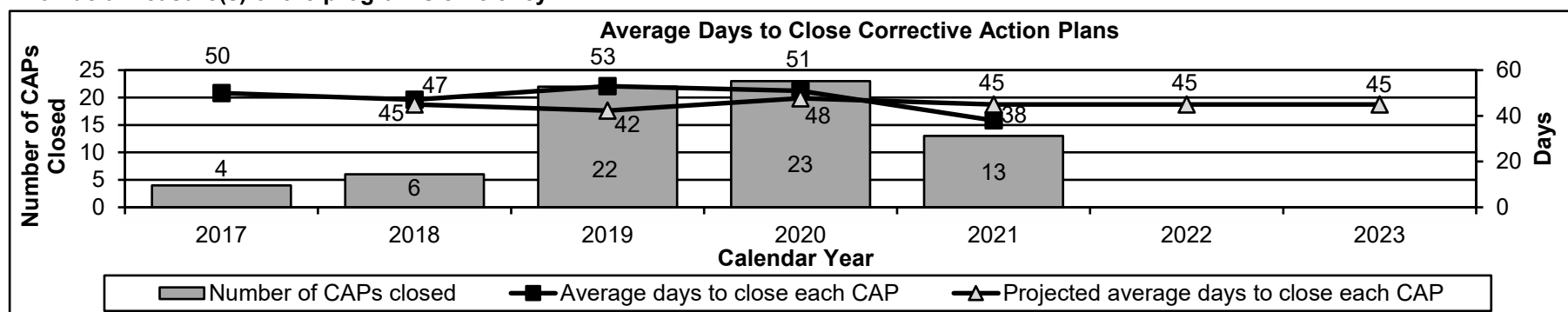
Program is found in the following core budget(s): State Safety Oversight

## 2c. Provide a measure(s) of the program's impact.



There are two light rail systems currently operating in Missouri. Although not in operation, the Delmar Loop Trolley is still subject to compliance reviews. Compliance reviews are conducted every three years and were conducted in 2018, and 2021. The 2022 and 2023 projections are based on the average of the last three years of actuals.

## 2d. Provide a measure(s) of the program's efficiency.



This measure represents the amount of time the State Safety Oversight (SSO) program uses to verify the completion of a Corrective Action Plan (CAP). Even when not in operation, the Delmar Loop Trolley is still subject to CAP enforcement. There were no CAPs opened in calendar year 2017. The 2022 and 2023 projections are based on the SSO's goal to close CAPs within 45 days.

## PROGRAM DESCRIPTION

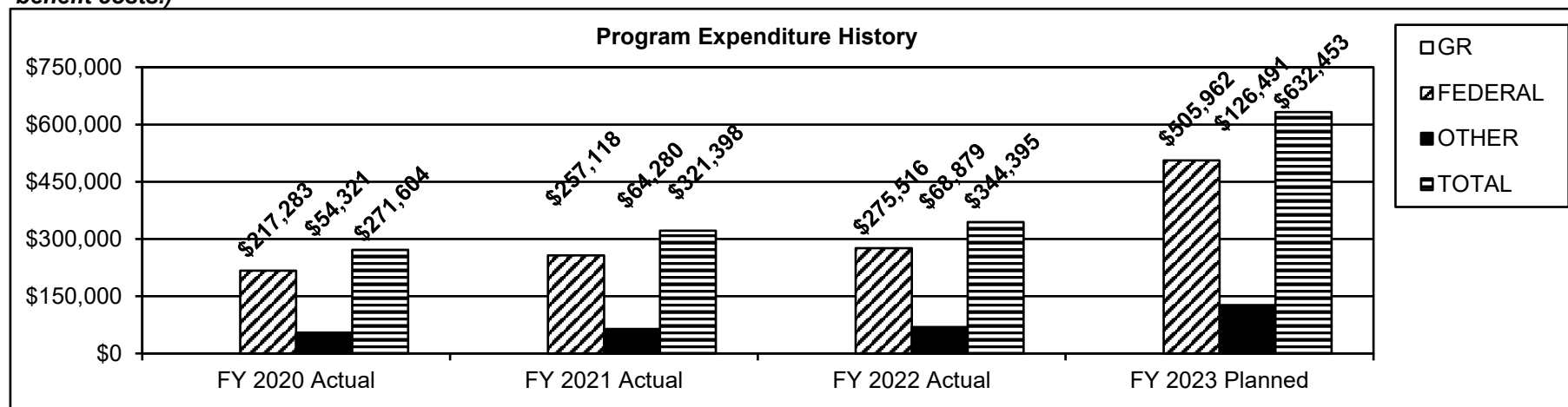
Department of Transportation

HB Section(s): 4.525

Program Name: State Safety Oversight

Program is found in the following core budget(s): State Safety Oversight

3. Provide actual expenditures for the prior three fiscal years and planned expenditures for the current fiscal year. (Note: Amounts do not include fringe benefit costs.)



4. What are the sources of the "Other " funds?  
State Transportation Fund (0675)
5. What is the authorization for this program, i.e., federal or state statute, etc.? (Include the federal program number, if applicable.)  
49 U.S.C. 5329
6. Are there federal matching requirements? If yes, please explain.  
Yes, this program requires a 20 percent state match.
7. Is this a federally mandated program? If yes, please explain.  
No

*This page left blank intentionally.*



**DECISION ITEM SUMMARY**

Budget Unit									
Decision Item	FY 2022	FY 2022	FY 2023	FY 2023	FY 2024	FY 2024	*****	*****	
Budget Object Summary	ACTUAL	ACTUAL	BUDGET	BUDGET	DEPT REQ	DEPT REQ	SECURED	SECURED	
Fund	DOLLAR	FTE	DOLLAR	FTE	DOLLAR	FTE	COLUMN	COLUMN	
<b>STATE MATCH FOR AMTRAK</b>									
<b>CORE</b>									
PROGRAM-SPECIFIC									
GENERAL REVENUE	10,850,000	0.00	13,250,000	0.00	13,250,000	0.00	0	0.00	
TOTAL - PD	10,850,000	0.00	13,250,000	0.00	13,250,000	0.00	0	0.00	
<b>TOTAL</b>	<b>10,850,000</b>	<b>0.00</b>	<b>13,250,000</b>	<b>0.00</b>	<b>13,250,000</b>	<b>0.00</b>	<b>0</b>	<b>0.00</b>	
<b>State Match for Amtrak NDI - 1605023</b>									
PROGRAM-SPECIFIC									
GENERAL REVENUE	0	0.00	0	0.00	1,250,000	0.00	0	0.00	
TOTAL - PD	0	0.00	0	0.00	1,250,000	0.00	0	0.00	
<b>TOTAL</b>	<b>0</b>	<b>0.00</b>	<b>0</b>	<b>0.00</b>	<b>1,250,000</b>	<b>0.00</b>	<b>0</b>	<b>0.00</b>	
<b>GRAND TOTAL</b>	<b>\$10,850,000</b>	<b>0.00</b>	<b>\$13,250,000</b>	<b>0.00</b>	<b>\$14,500,000</b>	<b>0.00</b>	<b>\$0</b>	<b>0.00</b>	



*This page left blank intentionally.*

## 1. CORE FINANCIAL SUMMARY

<b>HB 4</b>	0	0	0	0
<b>HB 5</b>	0	0	0	0

Other Funds:

<b>HB 4</b>	0	0	0	0
<b>HB 5</b>	0	0	0	0

Other Funds:

This program provides state funding for passenger rail service between St. Louis and Kansas City, known as the Missouri River Runner, with stops in Kirkwood, Washington, Hermann, Jefferson City, Sedalia, Warrensburg, Lee's Summit and Independence. The continuation of passenger rail service is important as Missouri continues to provide alternative transportation options to travelers and promote statewide economic development. In 2021, the Federal Railroad Administration provided COVID-19 pandemic relief funds directly to Amtrak which eliminated Missouri's arrearage.

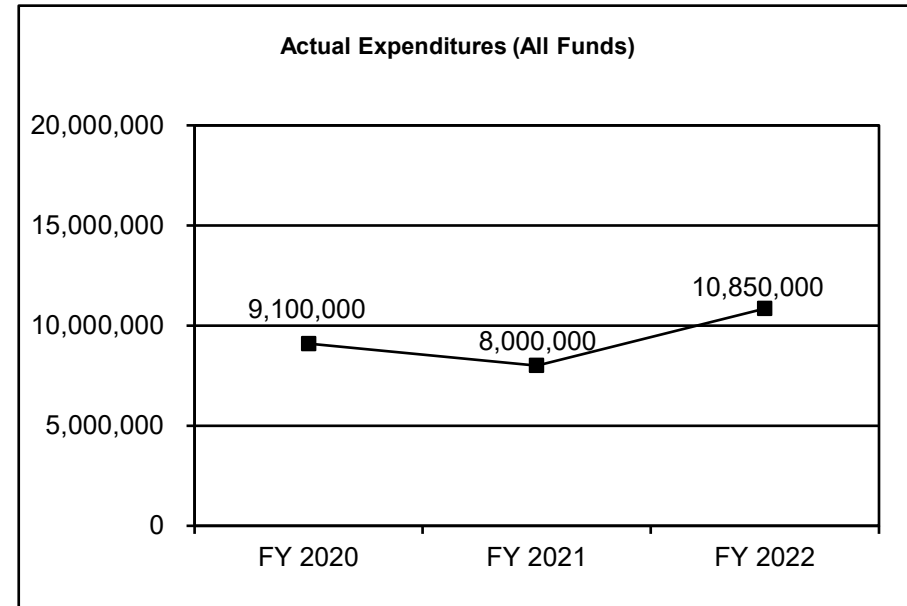
The projected cost to fund twice daily round trips for fiscal year 2024 passenger rail service is \$14.5 million. The department is evaluating the level of service quarterly to ensure the service stays within the appropriation. Intercity passenger rail service supports statewide economic activity estimated at \$208.0 million. If passenger rail services are discontinued, MoDOT will be required to refund a pro-rated share of the Federal contribution, based upon the percentage of the 20 year period remaining at the time of such discontinuance.

## CORE DECISION ITEM

<b>Department of Transportation</b>	<b>Budget Unit:</b>	<b>Multimodal Operations</b>
<b>Division: Multimodal Operations</b>		
<b>Core: State Match for Amtrak</b>	<b>HB Section:</b>	<b>4.530</b>

## 4. FINANCIAL HISTORY

	<b>FY 2020 Actual</b>	<b>FY 2021 Actual</b>	<b>FY 2022 Actual</b>	<b>FY 2023 Current Yr.</b>
Appropriation (All Funds)	9,100,000	8,000,000	10,850,000	13,250,000
Less Reverted (All Funds)	0	0	0	N/A
Less Restricted (All Funds)*	0	0	0	N/A
Budget Authority (All Funds)	9,100,000	8,000,000	10,850,000	N/A
Actual Expenditures (All Funds)	9,100,000	8,000,000	10,850,000	N/A
Unexpended (All Funds)	0	0	0	N/A
Unexpended, by Fund:				
General Revenue	0	0	0	N/A
Federal	0	0	0	N/A
Other	0	0	0	N/A



\*Restricted amount is as of N/A

Reverted includes the statutory three percent reserve amount (when applicable).

Restricted includes any Governor's Expenditure Restrictions which remained at the end of the fiscal year (when applicable).

**NOTES:**

---

**CORE RECONCILIATION**


---

**MO DEPT. OF TRANSPORTATION**


---

**STATE MATCH FOR AMTRAK**


---



---

**5. CORE RECONCILIATION**


---

	<b>Budget Class</b>	<b>FTE</b>	<b>GR</b>	<b>Federal</b>	<b>Other</b>	<b>Total</b>	<b>Explanation</b>
<b>TAFP AFTER VETOES</b>							
	PD	0.00	13,250,000	0	0	13,250,000	
	<b>Total</b>	<b>0.00</b>	<b>13,250,000</b>	<b>0</b>	<b>0</b>	<b>13,250,000</b>	
<b>DEPARTMENT CORE REQUEST</b>							
	PD	0.00	13,250,000	0	0	13,250,000	
	<b>Total</b>	<b>0.00</b>	<b>13,250,000</b>	<b>0</b>	<b>0</b>	<b>13,250,000</b>	
<b>GOVERNOR'S RECOMMENDED CORE</b>							
	PD	0.00	13,250,000	0	0	13,250,000	
	<b>Total</b>	<b>0.00</b>	<b>13,250,000</b>	<b>0</b>	<b>0</b>	<b>13,250,000</b>	

**DECISION ITEM DETAIL**

Budget Unit	FY 2022	FY 2022	FY 2023	FY 2023	FY 2024	FY 2024	*****	*****
Decision Item	ACTUAL	ACTUAL	BUDGET	BUDGET	DEPT REQ	DEPT REQ	SECURED	SECURED
Budget Object Class	DOLLAR	FTE	DOLLAR	FTE	DOLLAR	FTE	COLUMN	COLUMN
<b>STATE MATCH FOR AMTRAK</b>								
<b>CORE</b>								
PROGRAM DISTRIBUTIONS	10,850,000	0.00	13,250,000	0.00	13,250,000	0.00	0	0.00
<b>TOTAL - PD</b>	<b>10,850,000</b>	<b>0.00</b>	<b>13,250,000</b>	<b>0.00</b>	<b>13,250,000</b>	<b>0.00</b>	<b>0</b>	<b>0.00</b>
<b>GRAND TOTAL</b>	<b>\$10,850,000</b>	<b>0.00</b>	<b>\$13,250,000</b>	<b>0.00</b>	<b>\$13,250,000</b>	<b>0.00</b>	<b>\$0</b>	<b>0.00</b>
<b>GENERAL REVENUE</b>	<b>\$10,850,000</b>	<b>0.00</b>	<b>\$13,250,000</b>	<b>0.00</b>	<b>\$13,250,000</b>	<b>0.00</b>		<b>0.00</b>
<b>FEDERAL FUNDS</b>	<b>\$0</b>	<b>0.00</b>	<b>\$0</b>	<b>0.00</b>	<b>\$0</b>	<b>0.00</b>		<b>0.00</b>
<b>OTHER FUNDS</b>	<b>\$0</b>	<b>0.00</b>	<b>\$0</b>	<b>0.00</b>	<b>\$0</b>	<b>0.00</b>		<b>0.00</b>

## PROGRAM DESCRIPTION

Department of Transportation

HB Section(s): 4.530

Program Name: State Match for Amtrak

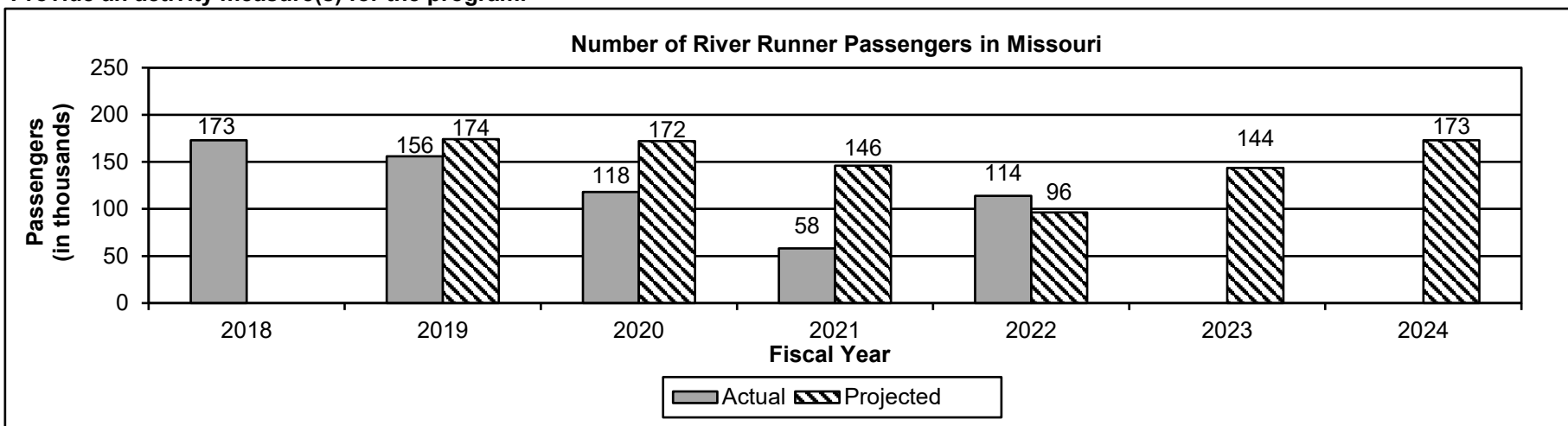
Program is found in the following core budget(s): State Match for Amtrak

**1a. What strategic priority does this program address?**

Service - providing outstanding customer service, delivering efficient and innovative transportation projects and operating a reliable transportation system

**1b. What does this program do?**

This program provides state funding for passenger rail service between St. Louis and Kansas City, known as the Missouri River Runner, with stops in Kirkwood, Washington, Hermann, Jefferson City, Sedalia, Warrensburg, Lee's Summit and Independence. The continuation of passenger rail service is important as Missouri continues to provide alternative transportation options to travelers and promote statewide economic development.

**2a. Provide an activity measure(s) for the program.**

In 2019, Missouri River Runner ridership declined significantly due to flooding. In 2020 and 2021, ridership was severely impacted by the COVID-19 pandemic. As a result, the 2023 and 2024 projections are based on ridership returning to 2018 ridership levels in 2024.

## PROGRAM DESCRIPTION

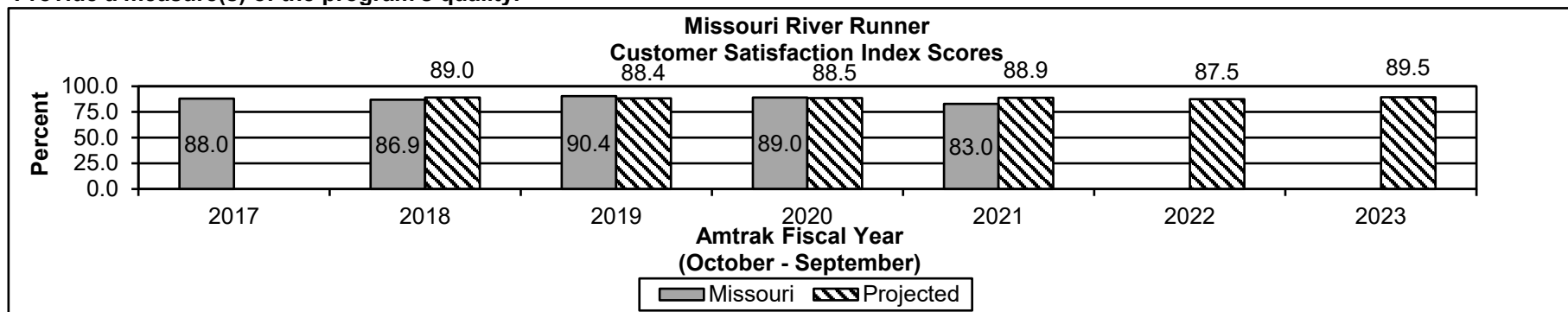
Department of Transportation

HB Section(s): 4.530

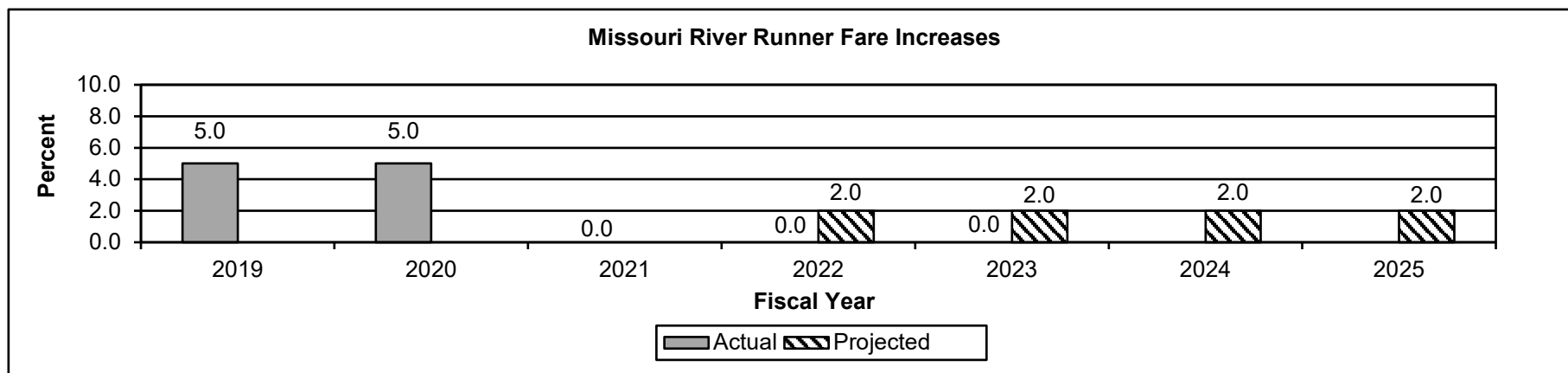
Program Name: State Match for Amtrak

Program is found in the following core budget(s): State Match for Amtrak

## 2b. Provide a measure(s) of the program's quality.



Annually, Amtrak ranks its 46 routes nationwide in customer satisfaction by criteria including safety, ride quality, train cleanliness, train crew helpfulness, food, price and on-time performance. The Missouri River Runner was ranked 11th best among nationwide routes in these categories in 2019. The 2022 projection is the five year average of customer satisfaction with the Missouri River Runner. The 2023 projection was established by projecting a two percent improvement from the five year average of customer satisfaction with the Missouri River Runner.



The 2024 and 2025 projections are based on a two percent increase.

## PROGRAM DESCRIPTION

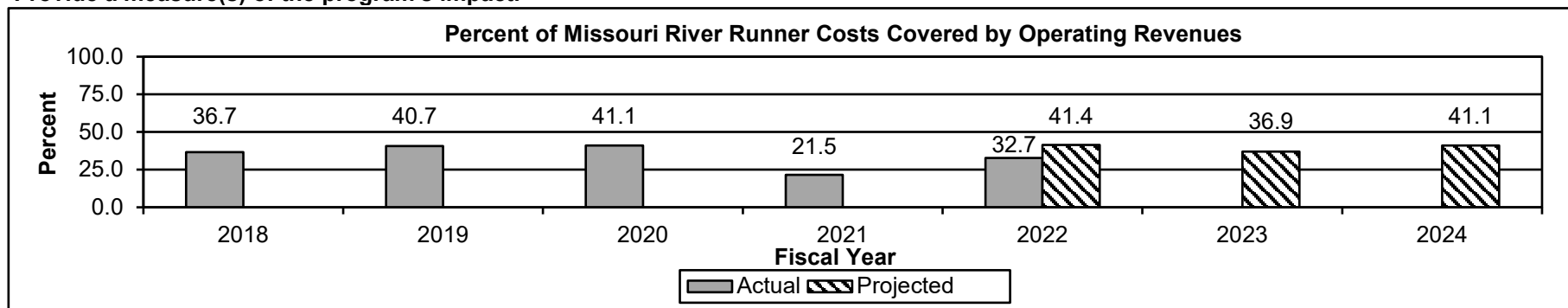
Department of Transportation

HB Section(s): 4.530

Program Name: State Match for Amtrak

Program is found in the following core budget(s): State Match for Amtrak

## 2c. Provide a measure(s) of the program's impact.



In 2021, ridership was severely impacted by the COVID-19 pandemic. The 2023 and 2024 projections are based on operating revenue returning to the 2020 percent by 2024.

## Missouri River Runner Per Rider Subsidy from State Support

State Fiscal Year	Ridership	State Cost	Per Rider Cost	Amtrak Contract	Per Rider Cost if the Entire Contract Was Paid
2018	172,555	\$9,100,000	\$53	\$11,049,407	\$64
2019	156,071	\$9,100,000	\$58	\$11,250,000	\$72
2019 Projected	174,000	\$9,100,000	\$52	\$11,000,000	\$63
2020	117,739	\$9,100,000	\$77	\$11,650,000	\$99
2020 Projected	172,000	\$9,100,000	\$53	\$11,650,000	\$68
2021	57,744	\$8,000,000	\$139	\$9,353,673	\$162
2021 Projected	146,000	\$8,000,000	\$55	\$9,850,000	\$67
2022	114,300	\$10,850,000	\$95	\$10,850,000	\$95
2022 Projected	96,000	\$10,850,000	\$113	\$10,850,000	\$113
2023 Projected	144,000	\$13,250,000	\$92	\$13,250,000	\$92
2024 Projected	173,000	\$14,500,000	\$84	\$14,500,000	\$84

In 2019, Amtrak ridership declined significantly due to flooding and in 2020 and 2021 ridership was severely impacted by the COVID-19 pandemic. As a result, the 2023 and 2024 projections are based on ridership returning to 2018 ridership levels in 2024.



## PROGRAM DESCRIPTION

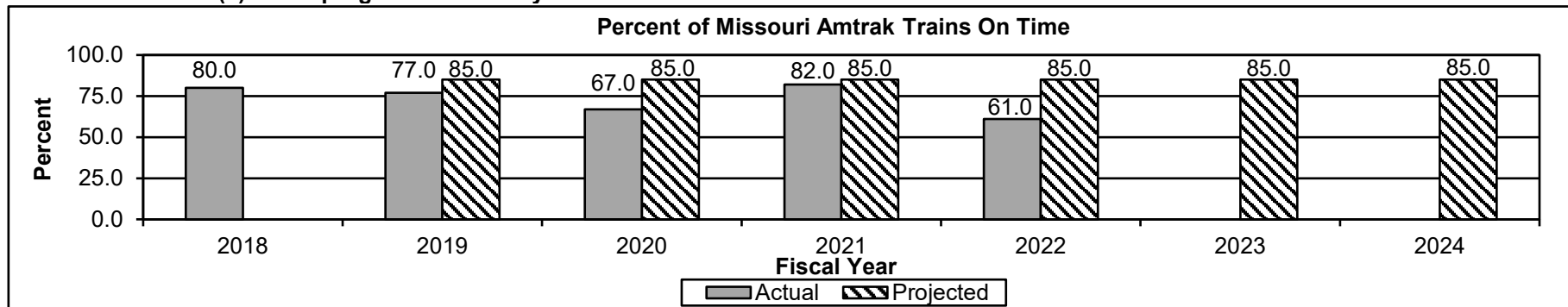
Department of Transportation

HB Section(s): 4.530

Program Name: State Match for Amtrak

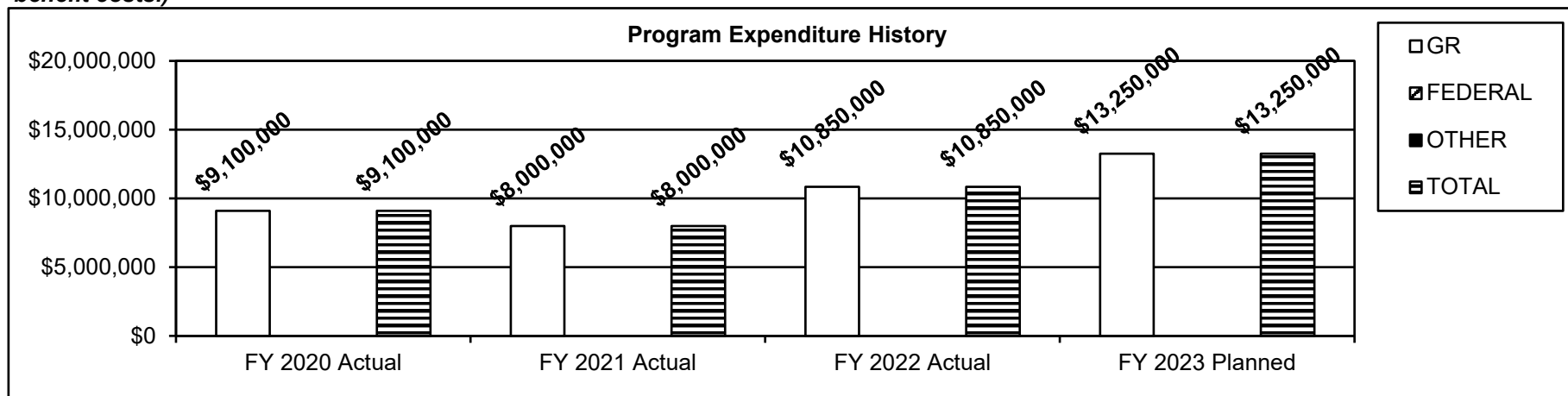
Program is found in the following core budget(s): State Match for Amtrak

## 2d. Provide a measure(s) of the program's efficiency.



The 2023 and 2024 projections are based on the State of Missouri's contract with Amtrak which states 85 percent of trains are required to be on time. The 2019 and 2020 on-time performance declined due to flooding. The 2022 on-time performance declined due to an increase in freight train delays and track maintenance.

3. Provide actual expenditures for the prior three fiscal years and planned expenditures for the current fiscal year. (Note: Amounts do not include fringe benefit costs.)



## PROGRAM DESCRIPTION

Department of Transportation

HB Section(s): 4.530

Program Name: State Match for Amtrak

Program is found in the following core budget(s): State Match for Amtrak

4. What are the sources of the "Other " funds?

N/A

5. What is the authorization for this program, i.e., federal or state statute, etc.? (Include the federal program number, if applicable.)

Article IV, Section 30(c), MO Constitution, 33.543, RSMo.

6. Are there federal matching requirements? If yes, please explain.

No

7. Is this a federally mandated program? If yes, please explain.

No

*This page left blank intentionally.*



**NEW DECISION ITEM**  
**RANK: 19 OF 28**

<b>Department of Transportation</b>	<b>Budget Unit: Multimodal Operations</b>
<b>Division: Multimodal Operations</b>	
<b>DI Name: State Match for Amtrak Operating Cost Exp. DI# 1605023</b>	<b>HB Section: 4.530</b>

**1. AMOUNT OF REQUEST**

	FY 2024 Budget Request			
	GR	Federal	Other	Total
PS	0	0	0	0
EE	0	0	0	0
PSD	1,250,000	0	0	1,250,000
TRF	0	0	0	0
<b>Total</b>	<b>1,250,000</b>	<b>0</b>	<b>0</b>	<b>1,250,000</b>
<b>FTE</b>	<b>0.00</b>	<b>0.00</b>	<b>0.00</b>	<b>0.00</b>

<b>HB 4</b>	0	0	0	0
<b>HB 5</b>	0	0	0	0

*Note: Fringes budgeted in House Bill 5 except for certain fringes budgeted directly to MoDOT, Highway Patrol, and Conservation.*

Other Funds:

	FY 2024 Governor's Recommendation			
	GR	Federal	Other	Total
PS	0	0	0	0
EE	0	0	0	0
PSD	0	0	0	0
TRF	0	0	0	0
<b>Total</b>	<b>0</b>	<b>0</b>	<b>0</b>	<b>0</b>
<b>FTE</b>	<b>0.00</b>	<b>0.00</b>	<b>0.00</b>	<b>0.00</b>

<b>HB 4</b>	0	0	0	0
<b>HB 5</b>	0	0	0	0

*Note: Fringes budgeted in House Bill 5 except for certain fringes budgeted directly to MoDOT, Highway Patrol, and Conservation.*

Other Funds:

**2. THIS REQUEST CAN BE CATEGORIZED AS:**

<input type="checkbox"/> New Legislation	<input type="checkbox"/> New Program	<input type="checkbox"/> Fund Switch
<input type="checkbox"/> Federal Mandate	<input checked="" type="checkbox"/> Program Expansion	<input type="checkbox"/> Cost to Continue
<input type="checkbox"/> GR Pick-Up	<input type="checkbox"/> Space Request	<input type="checkbox"/> Equipment Replacement
<input type="checkbox"/> Pay Plan	<input type="checkbox"/> Other: _____	

**3. WHY IS THIS FUNDING NEEDED? PROVIDE AN EXPLANATION FOR ITEMS CHECKED IN #2. INCLUDE THE FEDERAL OR STATE STATUTORY OR CONSTITUTIONAL AUTHORIZATION FOR THIS PROGRAM.**

This program provides state funding for passenger rail service between St. Louis and Kansas City, known as the Missouri River Runner, with stops in Kirkwood, Washington, Hermann, Jefferson City, Sedalia, Warrensburg, Lee's Summit and Independence. The continuation of passenger rail service is important as Missouri continues to provide alternative transportation options to travelers and promote statewide economic development.

NEW DECISION ITEM  
RANK: 19 OF 28

<b>Department of Transportation</b>	<b>Budget Unit:</b> <u>Multimodal Operations</u>
<b>Division: Multimodal Operations</b>	
<b>DI Name: State Match for Amtrak Operating Cost Exp. DI# 1605023</b>	<b>HB Section:</b> <u>4.530</u>

**4. DESCRIBE THE DETAILED ASSUMPTIONS USED TO DERIVE THE SPECIFIC REQUESTED AMOUNT. (How did you determine that the requested number of FTE were appropriate? From what source or standard did you derive the requested levels of funding? Were alternatives such as outsourcing or automation considered? If based on new legislation, does request tie to TAFP fiscal note? If not, explain why. Detail which portions of the request are one-times and how those amounts were calculated.)**

This request is needed to cover the increase in service costs due to inflation to provide twice daily passenger rail service. The increase in cost for all operating expenses including fuel and labor is expected to be approximately seven percent.

**5. BREAK DOWN THE REQUEST BY BUDGET OBJECT CLASS, JOB CLASS, AND FUND SOURCE. IDENTIFY ONE-TIME COSTS.**

Budget Object Class/Job Class	Dept Req GR DOLLARS	Dept Req GR FTE	Dept Req FED DOLLARS	Dept Req FED FTE	Dept Req OTHER DOLLARS	Dept Req OTHER FTE	Dept Req TOTAL DOLLARS	Dept Req TOTAL FTE	Dept Req One-Time DOLLARS
							0	0.0	
							0	0.0	
<b>Total PS</b>	<u>0</u>	<u>0.0</u>	<u>0</u>	<u>0.0</u>	<u>0</u>	<u>0.0</u>	<u>0</u>	<u>0.0</u>	<u>0</u>
							0		
							0		
<b>Total EE</b>	<u>0</u>		<u>0</u>		<u>0</u>		<u>0</u>		<u>0</u>
Program Distributions (800)	1,250,000						1,250,000		
<b>Total PSD</b>	<u>1,250,000</u>		<u>0</u>		<u>0</u>		<u>1,250,000</u>		<u>0</u>
Transfers									
<b>Total TRF</b>	<u>0</u>		<u>0</u>		<u>0</u>		<u>0</u>		<u>0</u>
<b>Grand Total</b>	<u>1,250,000</u>	<u>0.0</u>	<u>0</u>	<u>0.0</u>	<u>0</u>	<u>0.0</u>	<u>1,250,000</u>	<u>0.0</u>	<u>0</u>

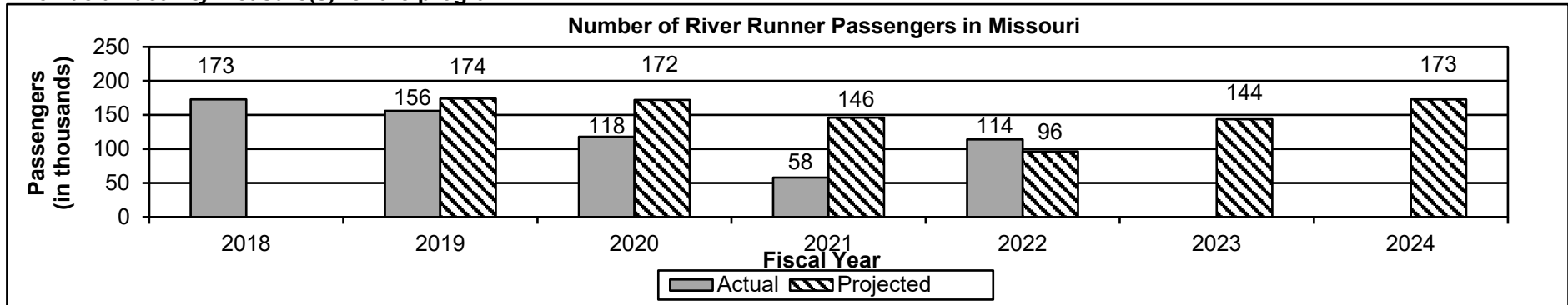
**NEW DECISION ITEM**  
**RANK: 19 OF 28**

**Department of Transportation**  
**Division: Multimodal Operations**  
**DI Name: State Match for Amtrak Operating Cost Exp. DI# 1605023**

**Budget Unit: Multimodal Operations**  
**HB Section: 4.530**

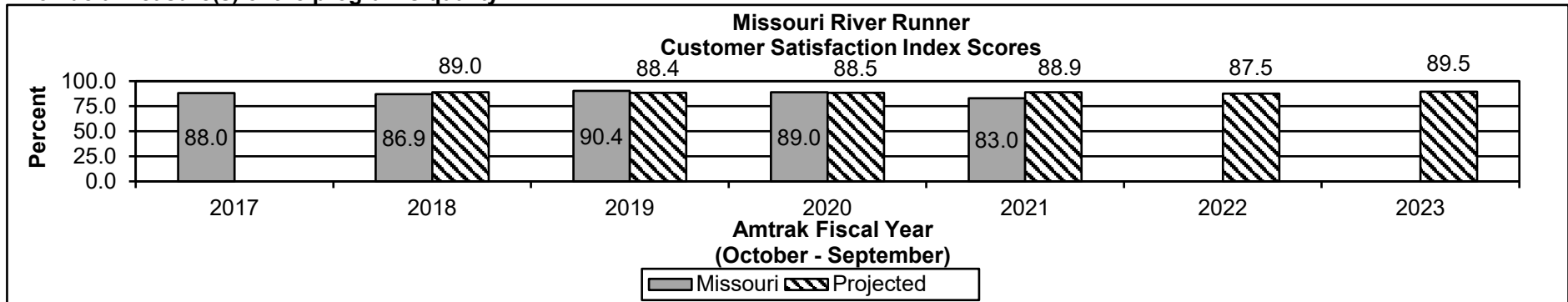
**6. PERFORMANCE MEASURES (If new decision item has an associated core, separately identify projected performance with & without additional funding.)**

**6a. Provide an activity measure(s) for the program.**



In 2019, Missouri River Runner ridership declined significantly due to flooding. In 2020 and 2021, ridership was severely impacted by the COVID-19 pandemic. As a result, the 2023 and 2024 projections are based on ridership returning to 2018 ridership levels in 2024.

**6b. Provide a measure(s) of the program's quality.**




Annually, Amtrak ranks its 46 routes nationwide in customer satisfaction by criteria including safety, ride quality, train cleanliness, train crew helpfulness, food, price and on-time performance. The Missouri River Runner was ranked 11th best among nationwide routes in these categories in 2019. The 2022 projection is the five year average of customer satisfaction with the Missouri River Runner. The 2023 projection was established by projecting a two percent improvement from the five year average of customer satisfaction with the Missouri River Runner.

**NEW DECISION ITEM**  
**RANK: 19 OF 28**

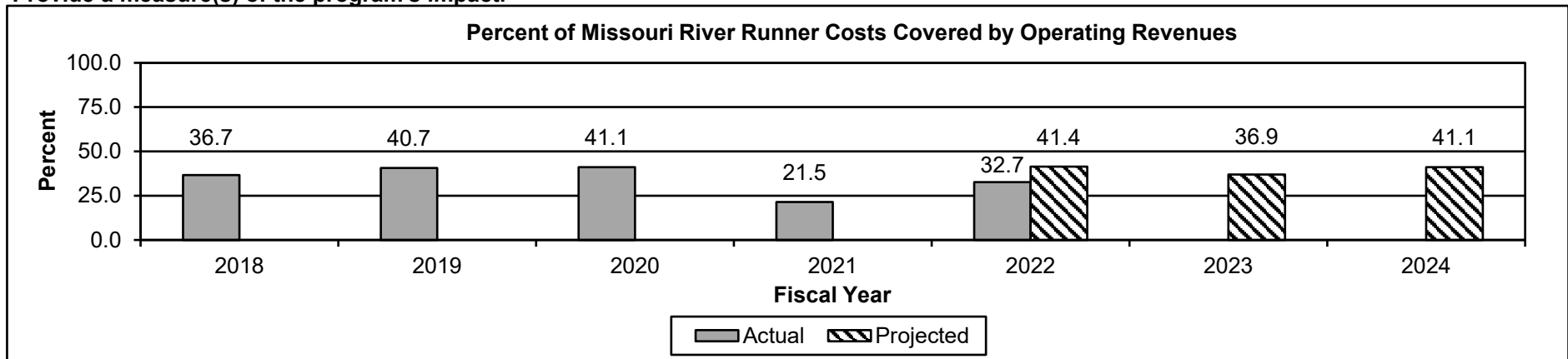
**Department of Transportation**  
**Division: Multimodal Operations**  
**DI Name: State Match for Amtrak Operating Cost Exp. DI# 1605023**

**Budget Unit: Multimodal Operations**  
**HB Section: 4.530**



The 2024 and 2025 projections are based on a two percent increase.

**6c. Provide a measure(s) of the program's impact.**



In 2021, ridership was severely impacted by the COVID-19 pandemic. The 2023 and 2024 projections are based on operating revenue returning to the 2020 percent by 2024.



**NEW DECISION ITEM**  
**RANK: 19 OF 28**

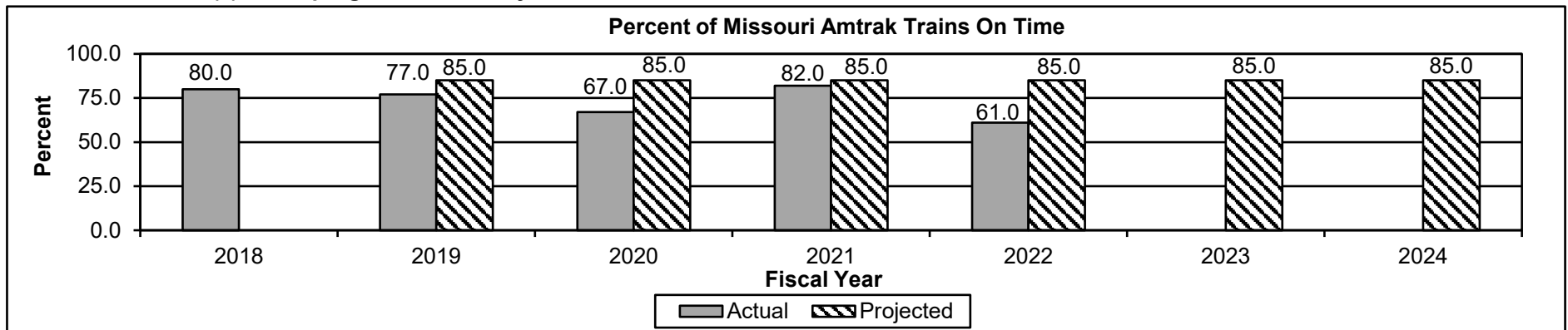
**Department of Transportation**  
**Division: Multimodal Operations**  
**DI Name: State Match for Amtrak Operating Cost Exp. DI# 1605023**

**Budget Unit: Multimodal Operations**  
**HB Section: 4.530**

State Fiscal Year	Ridership	State Cost	Per Rider Cost	Amtrak Contract	Per Rider Cost if the Entire Contract Was Paid
2018	172,555	\$9,100,000	\$53	\$11,049,407	\$64
2019	156,071	\$9,100,000	\$58	\$11,250,000	\$72
2019 Projected	174,000	\$9,100,000	\$52	\$11,000,000	\$63
2020	117,739	\$9,100,000	\$77	\$11,650,000	\$99
2020 Projected	172,000	\$9,100,000	\$53	\$11,650,000	\$68
2021	57,744	\$8,000,000	\$139	\$9,353,673	\$162
2021 Projected	146,000	\$8,000,000	\$55	\$9,850,000	\$67
2022	114,300	\$10,850,000	\$95	\$10,850,000	\$95
2022 Projected	96,000	\$10,850,000	\$113	\$10,850,000	\$113
2023 Projected	144,000	\$13,250,000	\$92	\$13,250,000	\$92
2024 Projected	173,000	\$14,500,000	\$84	\$14,500,000	\$84

In 2019, Amtrak ridership declined significantly due to flooding and in 2020 and 2021, ridership was severely impacted by the COVID-19 pandemic. As a result, the 2023 and 2024 projections are based on ridership returning to 2018 ridership levels in 2024.

**6d. Provide a measure(s) of the program's efficiency.**



The 2023 and 2024 projections are based on the State of Missouri's contract with Amtrak which states 85 percent of trains are required to be on time. The 2019 and 2020 on-time performance declined due to flooding. The 2022 on-time performance declined due to an increase in freight train delays and track maintenance.

NEW DECISION ITEM  
RANK: 19 OF 28

**Department of Transportation**  
**Division: Multimodal Operations**  
**DI Name: State Match for Amtrak Operating Cost Exp.      DI# 1605023**

**Budget Unit: Multimodal Operations**  
**HB Section: 4.530**

**7. STRATEGIES TO ACHIEVE THE PERFORMANCE MEASUREMENT TARGETS:**

Provide passenger rail service for Missouri's communities and ensure the economic benefit of the service for the communities.

**DECISION ITEM DETAIL**

Budget Unit	FY 2022	FY 2022	FY 2023	FY 2023	FY 2024	FY 2024	*****	*****
Decision Item	ACTUAL	ACTUAL	BUDGET	BUDGET	DEPT REQ	DEPT REQ	SECURED	SECURED
Budget Object Class	DOLLAR	FTE	DOLLAR	FTE	DOLLAR	FTE	COLUMN	COLUMN
<b>STATE MATCH FOR AMTRAK</b>								
<b>State Match for Amtrak NDI - 1605023</b>								
PROGRAM DISTRIBUTIONS	0	0.00	0	0.00	1,250,000	0.00	0	0.00
<b>TOTAL - PD</b>	<b>0</b>	<b>0.00</b>	<b>0</b>	<b>0.00</b>	<b>1,250,000</b>	<b>0.00</b>	<b>0</b>	<b>0.00</b>
<b>GRAND TOTAL</b>	<b>\$0</b>	<b>0.00</b>	<b>\$0</b>	<b>0.00</b>	<b>\$1,250,000</b>	<b>0.00</b>	<b>\$0</b>	<b>0.00</b>
GENERAL REVENUE	\$0	0.00	\$0	0.00	\$1,250,000	0.00		0.00
FEDERAL FUNDS	\$0	0.00	\$0	0.00	\$0	0.00		0.00
OTHER FUNDS	\$0	0.00	\$0	0.00	\$0	0.00		0.00

*This page left blank intentionally.*



**DECISION ITEM SUMMARY**

<b>Budget Unit</b>								
<b>Decision Item</b>	<b>FY 2022</b>	<b>FY 2022</b>	<b>FY 2023</b>	<b>FY 2023</b>	<b>FY 2024</b>	<b>FY 2024</b>	<b>*****</b>	<b>*****</b>
<b>Budget Object Summary</b>	<b>ACTUAL</b>	<b>ACTUAL</b>	<b>BUDGET</b>	<b>BUDGET</b>	<b>DEPT REQ</b>	<b>DEPT REQ</b>	<b>SECURED</b>	<b>SECURED</b>
<b>Fund</b>	<b>DOLLAR</b>	<b>FTE</b>	<b>DOLLAR</b>	<b>FTE</b>	<b>DOLLAR</b>	<b>FTE</b>	<b>COLUMN</b>	<b>COLUMN</b>
<b>AMTRAK ADVERTISING &amp; STATION</b>								
<b>CORE</b>								
EXPENSE & EQUIPMENT								
STATE TRANSPORTATION FUND	25,000	0.00	25,000	0.00	25,000	0.00	0	0.00
TOTAL - EE	25,000	0.00	25,000	0.00	25,000	0.00	0	0.00
<b>TOTAL</b>	<b>25,000</b>	<b>0.00</b>	<b>25,000</b>	<b>0.00</b>	<b>25,000</b>	<b>0.00</b>	<b>0</b>	<b>0.00</b>
<b>GRAND TOTAL</b>	<b>\$25,000</b>	<b>0.00</b>	<b>\$25,000</b>	<b>0.00</b>	<b>\$25,000</b>	<b>0.00</b>	<b>\$0</b>	<b>0.00</b>

*This page left blank intentionally.*

## 1. CORE FINANCIAL SUMMARY

<b>HB 4</b>	0	0	0	0
<b>HB 5</b>	0	0	0	0

Other Funds: State Transportation Fund (0675)

<b>HB 4</b>	0	0	0	0
<b>HB 5</b>	0	0	0	0

Other Funds:

This program is used to provide a small reimbursement to cities, local community organizations and non-profit organizations which maintain passenger rail stations for the cost to perform maintenance, repairs, operational and safety improvements and other projects at Missouri passenger rail stations. Improving and rehabilitating passenger rail stations is important for passenger safety and convenience as well as promoting passenger rail service. Beyond the obvious need to help communities make normal infrastructure repairs to Amtrak stations, this program also aids communities in recovering costs for projects which enhance security, provide a clean environment and enhance the overall customer experience. Providing citizens with great customer service and welcoming and safe stations is critical in maintaining and increasing the number of passengers using the service.

This program is used for all 13 passenger rail stations in Missouri. These stations are in Arcadia, Kansas City, Independence, Lee's Summit, Warrensburg, Sedalia, La Plata, Jefferson City, Hermann, Washington, Poplar Bluff, Kirkwood and St. Louis. At the beginning of each fiscal year, MoDOT initially offers an equal amount of funding for each community to request for these repairs and improvements. MoDOT reviews the appropriation authority balance semi-annually. If certain communities only use a portion of available funding or did not request funding at all, then other communities may request additional funds. Communities must submit project proposals to MoDOT for review and approval. Once a project is approved, the requesting entity must submit invoices and paid receipts for reimbursement as work is completed.

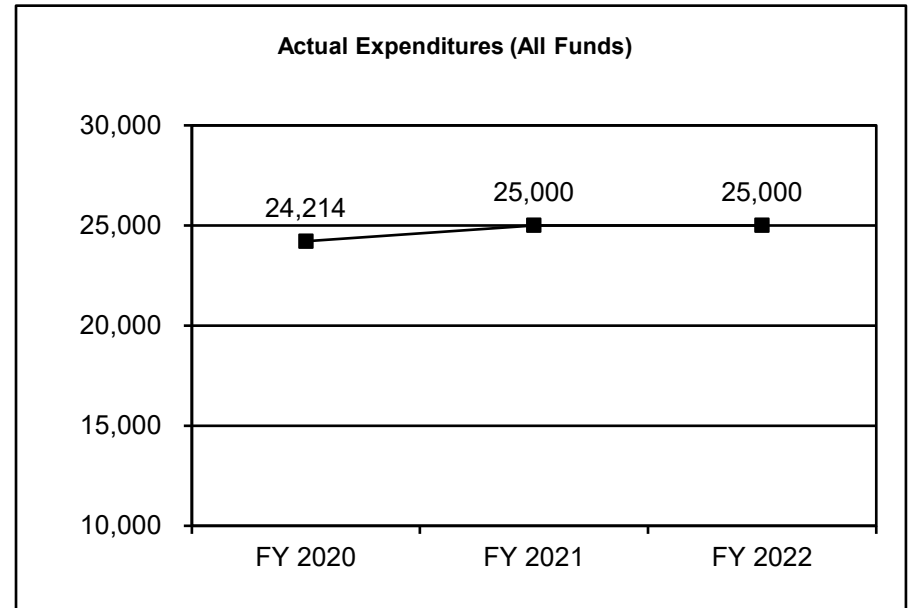


## CORE DECISION ITEM

<b>Department of Transportation</b>	<b>Budget Unit:</b>	<b>Multimodal Operations</b>
<b>Division: Multimodal Operations</b>		
<b>Core: Amtrak Advertising and Station Improvements</b>	<b>HB Section:</b>	<b>4.535</b>

**4. FINANCIAL HISTORY**

	<b>FY 2020 Actual</b>	<b>FY 2021 Actual</b>	<b>FY 2022 Actual</b>	<b>FY 2023 Current Yr.</b>
Appropriation (All Funds)	25,000	25,000	25,000	25,000
Less Reverted (All Funds)	0	0	0	N/A
Less Restricted (All Funds)*	0	0	0	N/A
Budget Authority (All Funds)	25,000	25,000	25,000	N/A
Actual Expenditures (All Funds)	24,214	25,000	25,000	N/A
Unexpended (All Funds)	786	0	0	N/A
Unexpended, by Fund:				
General Revenue	0	0	0	N/A
Federal	0	0	0	N/A
Other	786	0	0	N/A



\*Restricted amount is N/A

Reverted includes the statutory three percent reserve amount (when applicable).

Restricted includes any Governor's Expenditure Restrictions which remained at the end of the fiscal year (when applicable).

**NOTES:**

---

**CORE RECONCILIATION**


---

**MO DEPT. OF TRANSPORTATION**


---

**AMTRAK ADVERTISING & STATION**


---



---

**5. CORE RECONCILIATION**


---

	Budget Class	FTE	GR	Federal	Other	Total	Explanation
<b>TAFP AFTER VETOES</b>							
	EE	0.00	0	0	25,000	25,000	
	<b>Total</b>	<b>0.00</b>	<b>0</b>	<b>0</b>	<b>25,000</b>	<b>25,000</b>	
<b>DEPARTMENT CORE REQUEST</b>							
	EE	0.00	0	0	25,000	25,000	
	<b>Total</b>	<b>0.00</b>	<b>0</b>	<b>0</b>	<b>25,000</b>	<b>25,000</b>	
<b>GOVERNOR'S RECOMMENDED CORE</b>							
	EE	0.00	0	0	25,000	25,000	
	<b>Total</b>	<b>0.00</b>	<b>0</b>	<b>0</b>	<b>25,000</b>	<b>25,000</b>	

**DECISION ITEM DETAIL**

Budget Unit	FY 2022	FY 2022	FY 2023	FY 2023	FY 2024	FY 2024	*****	*****
Decision Item	ACTUAL	ACTUAL	BUDGET	BUDGET	DEPT REQ	DEPT REQ	SECURED	SECURED
Budget Object Class	DOLLAR	FTE	DOLLAR	FTE	DOLLAR	FTE	COLUMN	COLUMN
<b>AMTRAK ADVERTISING &amp; STATION</b>								
<b>CORE</b>								
SUPPLIES	0	0.00	200	0.00	0	0.00	0	0.00
PROPERTY & IMPROVEMENTS	0	0.00	8,000	0.00	0	0.00	0	0.00
MISCELLANEOUS EXPENSES	25,000	0.00	16,800	0.00	25,000	0.00	0	0.00
<b>TOTAL - EE</b>	<b>25,000</b>	<b>0.00</b>	<b>25,000</b>	<b>0.00</b>	<b>25,000</b>	<b>0.00</b>	<b>0</b>	<b>0.00</b>
<b>GRAND TOTAL</b>	<b>\$25,000</b>	<b>0.00</b>	<b>\$25,000</b>	<b>0.00</b>	<b>\$25,000</b>	<b>0.00</b>	<b>\$0</b>	<b>0.00</b>
<b>GENERAL REVENUE</b>	<b>\$0</b>	<b>0.00</b>	<b>\$0</b>	<b>0.00</b>	<b>\$0</b>	<b>0.00</b>		<b>0.00</b>
<b>FEDERAL FUNDS</b>	<b>\$0</b>	<b>0.00</b>	<b>\$0</b>	<b>0.00</b>	<b>\$0</b>	<b>0.00</b>		<b>0.00</b>
<b>OTHER FUNDS</b>	<b>\$25,000</b>	<b>0.00</b>	<b>\$25,000</b>	<b>0.00</b>	<b>\$25,000</b>	<b>0.00</b>		<b>0.00</b>

## PROGRAM DESCRIPTION

Department of Transportation

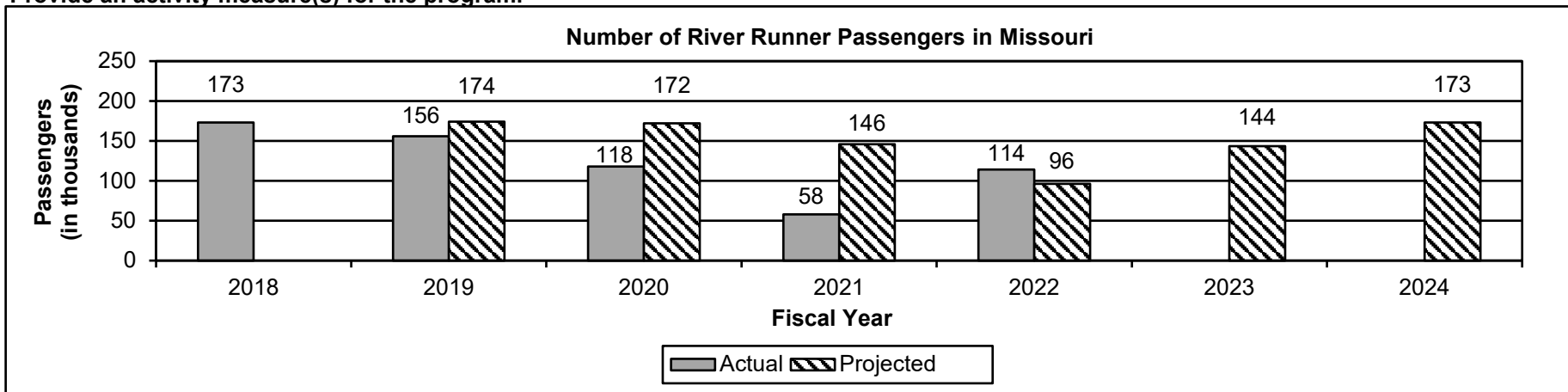
HB Section(s): 4.535Program Name: **Amtrak Advertising and Station Improvements**Program is found in the following core budget(s): **Passenger Rail Station Improvements****1a. What strategic priority does this program address?**

Safety - moving Missourians safely

Service - providing outstanding customer service, delivering efficient and innovative transportation projects and operating a reliable transportation system

**1b. What does this program do?**

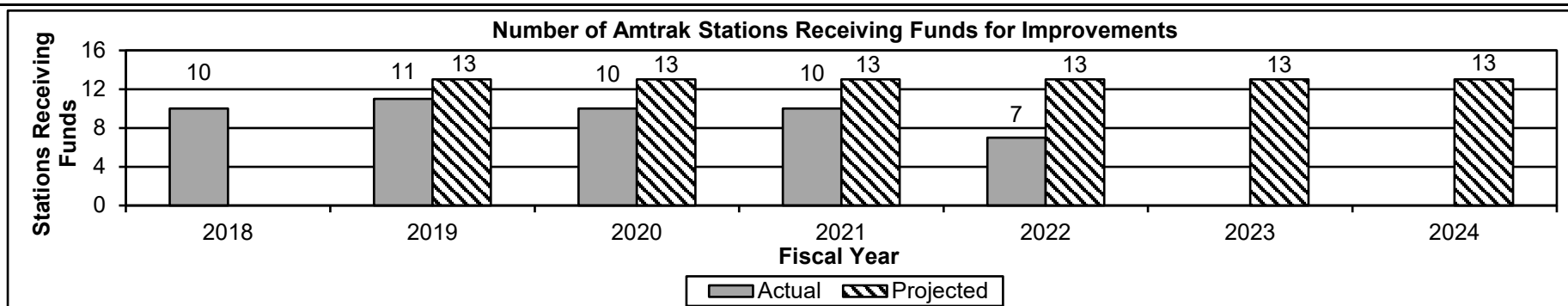
This program was established to partially reimburse cities, local community organizations and non-profit organizations which maintain passenger rail stations for the cost to perform maintenance, repairs, operational and safety improvements and other projects at Missouri passenger rail stations. Improving and rehabilitating passenger rail stations is important for passenger safety and convenience as well as promoting passenger rail service. Beyond the obvious need to help communities make normal infrastructure repairs to Amtrak stations, this program also aids communities in recovering costs for projects which enhance security, provide a clean environment and enhance the overall customer experience. Providing citizens with great customer service and welcoming and safe stations is critical in maintaining and increasing the number of passengers using the service.

**2a. Provide an activity measure(s) for the program.**

In 2019, Missouri River Runner ridership declined significantly due to flooding. In 2020 and 2021, ridership was severely impacted by the COVID-19 pandemic. As a result, the 2023 and 2024 projections are based on ridership returning to 2018 ridership levels in 2024.

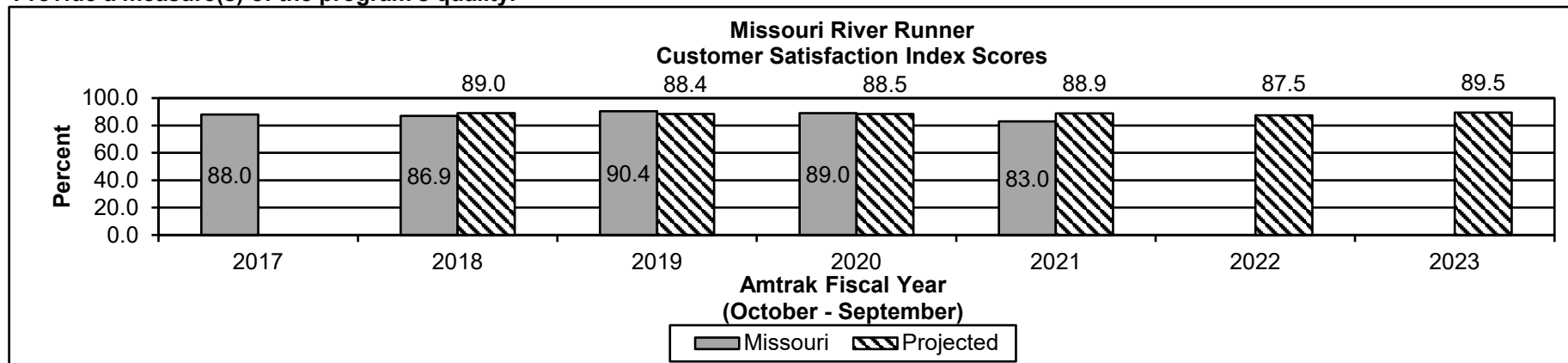
## PROGRAM DESCRIPTION

Department of Transportation

HB Section(s): 4.535Program Name: Amtrak Advertising and Station ImprovementsProgram is found in the following core budget(s): Passenger Rail Station Improvements

There are currently 13 Amtrak stations in Missouri. The projections for 2023 and 2024 are based off of all 13 stations receiving funds for improvements.

## 2b. Provide a measure(s) of the program's quality.



Annually, Amtrak ranks its 46 routes nationwide in customer satisfaction by criteria including safety, ride quality, train cleanliness, train crew helpfulness, food, price and on-time performance. The Missouri River Runner was ranked 11th best among nationwide routes in these categories in 2019. The 2022 projection is the five year average of customer satisfaction with the Missouri River Runner. The 2023 projection was established by projecting a two percent improvement from the five year average of customer satisfaction with the Missouri River Runner.

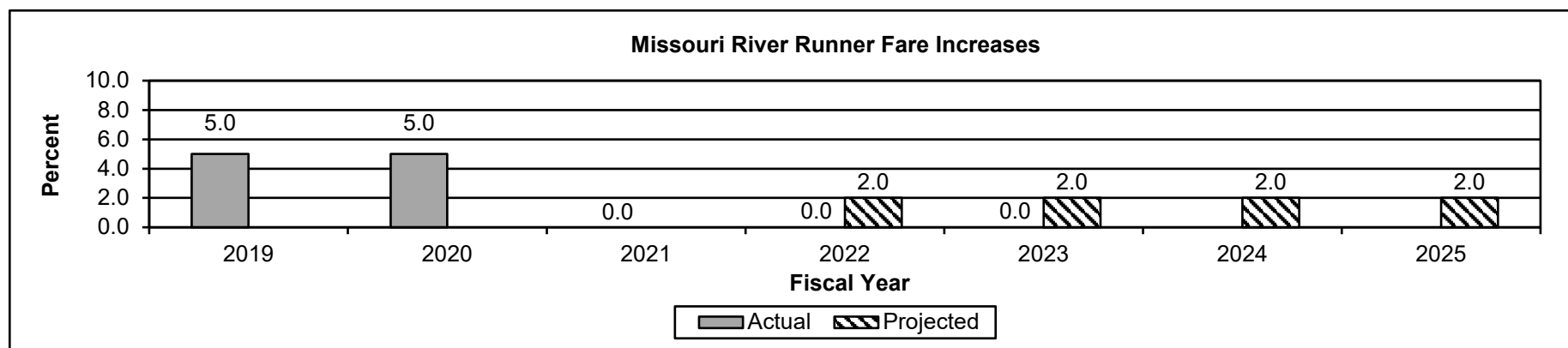
## PROGRAM DESCRIPTION

Department of Transportation

HB Section(s): 4.535

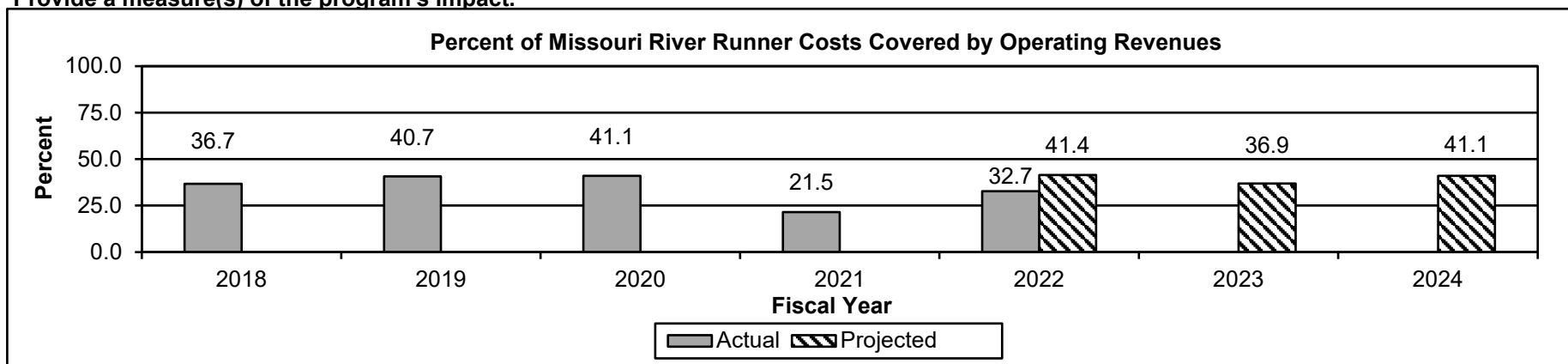
Program Name: Amtrak Advertising and Station Improvements

Program is found in the following core budget(s): Passenger Rail Station Improvements



The 2024 and 2025 projections are based on a two percent increase.

## 2c. Provide a measure(s) of the program's impact.



In 2021, ridership was severely impacted by the COVID-19 pandemic. The 2023 and 2024 projections are based on operating revenue returning to the 2020 percent by 2024.

## PROGRAM DESCRIPTION

Department of Transportation

HB Section(s): 4.535

Program Name: Amtrak Advertising and Station Improvements

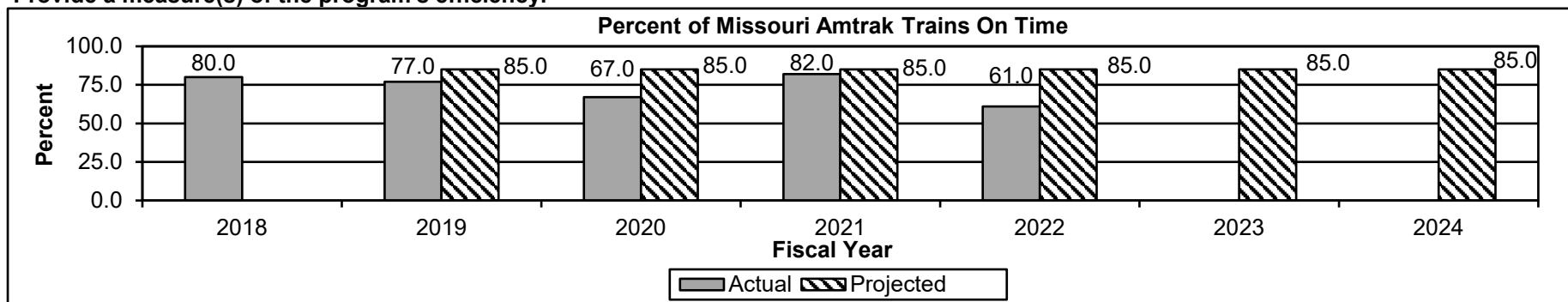
Program is found in the following core budget(s): Passenger Rail Station Improvements

## Missouri River Runner Per Rider Subsidy from State Support

State Fiscal Year	Ridership	State Cost	Per Rider Cost	Amtrak Contract	Per Rider Cost if the Entire Contract Was Paid
2018	172,555	\$9,100,000	\$53	\$11,049,407	\$64
2019	156,071	\$9,100,000	\$58	\$11,250,000	\$72
2019 Projected	174,000	\$9,100,000	\$52	\$11,000,000	\$63
2020	117,739	\$9,100,000	\$77	\$11,650,000	\$99
2020 Projected	172,000	\$9,100,000	\$53	\$11,650,000	\$68
2021	57,744	\$8,000,000	\$139	\$9,353,673	\$162
2021 Projected	146,000	\$8,000,000	\$55	\$9,850,000	\$67
2022	114,300	\$10,850,000	\$95	\$10,850,000	\$95
2022 Projected	96,000	\$10,850,000	\$113	\$10,850,000	\$113
2023 Projected	144,000	\$13,250,000	\$92	\$13,250,000	\$92
2024 Projected	173,000	\$14,500,000	\$84	\$14,500,000	\$84

In 2019, Amtrak ridership declined significantly due to flooding and in 2020 and 2021, ridership was severely impacted by the COVID-19 pandemic. As a result, the 2023 and 2024 projections are based on ridership returning to 2018 ridership levels in 2024.

## 2d. Provide a measure(s) of the program's efficiency.



The 2023 and 2024 projections are based on the State of Missouri's contract with Amtrak which states 85 percent of trains are required to be on time. The 2019 and 2020 on-time performance declined due to flooding. The 2022 on-time performance declined due to an increase in freight train delays and track maintenance.

## PROGRAM DESCRIPTION

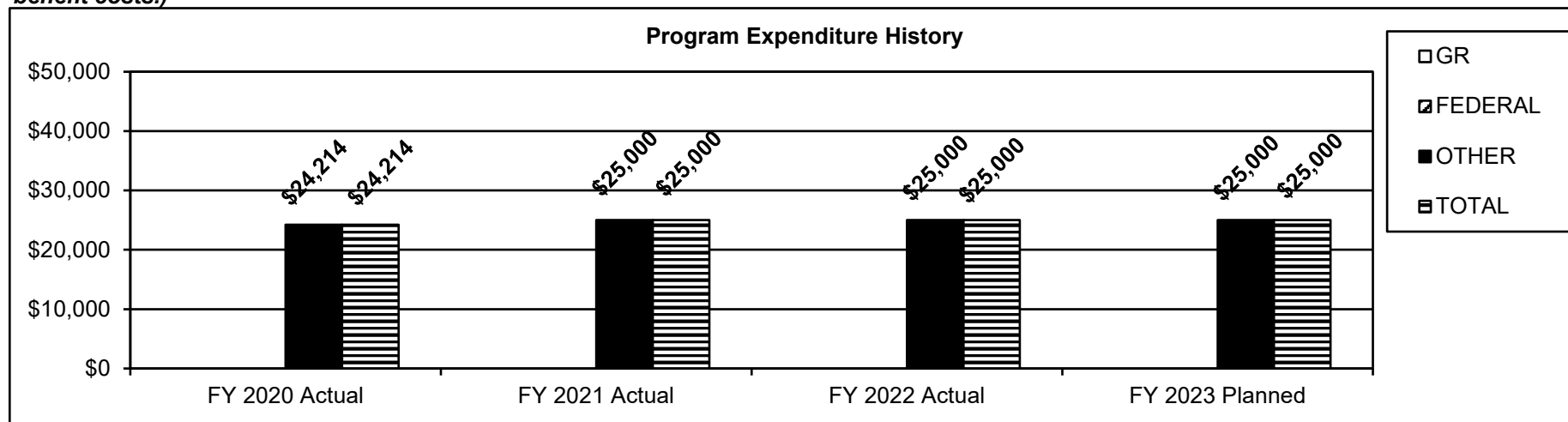
Department of Transportation

HB Section(s): 4.535

Program Name: Amtrak Advertising and Station Improvements

Program is found in the following core budget(s): Passenger Rail Station Improvements

3. Provide actual expenditures for the prior three fiscal years and planned expenditures for the current fiscal year. (Note: Amounts do not include fringe benefit costs.)



4. What are the sources of the "Other " funds?  
State Transportation Fund (0675)
5. What is the authorization for this program, i.e., federal or state statute, etc.? (Include the federal program number, if applicable.)  
Article IV, Section 30(c), MO Constitution and 226.225, RSMo.
6. Are there federal matching requirements? If yes, please explain.  
No
7. Is this a federally mandated program? If yes, please explain.  
No



*This page left blank intentionally.*



**DECISION ITEM SUMMARY**

<b>Budget Unit</b>								
<b>Decision Item</b>	<b>FY 2022</b>	<b>FY 2022</b>	<b>FY 2023</b>	<b>FY 2023</b>	<b>FY 2024</b>	<b>FY 2024</b>	<b>*****</b>	<b>*****</b>
<b>Budget Object Summary</b>	<b>ACTUAL</b>	<b>ACTUAL</b>	<b>BUDGET</b>	<b>BUDGET</b>	<b>DEPT REQ</b>	<b>DEPT REQ</b>	<b>SECURED</b>	<b>SECURED</b>
<b>Fund</b>	<b>DOLLAR</b>	<b>FTE</b>	<b>DOLLAR</b>	<b>FTE</b>	<b>DOLLAR</b>	<b>FTE</b>	<b>COLUMN</b>	<b>COLUMN</b>
<b>RR GRADE CROSSING HAZARDS</b>								
<b>CORE</b>								
EXPENSE & EQUIPMENT								
GRADE CROSSING SAFETY ACCOUNT	0	0.00	65,000	0.00	65,000	0.00	0	0.00
TOTAL - EE	0	0.00	65,000	0.00	65,000	0.00	0	0.00
PROGRAM-SPECIFIC								
GRADE CROSSING SAFETY ACCOUNT	526,430	0.00	2,935,000	0.00	2,935,000	0.00	0	0.00
TOTAL - PD	526,430	0.00	2,935,000	0.00	2,935,000	0.00	0	0.00
<b>TOTAL</b>	<b>526,430</b>	<b>0.00</b>	<b>3,000,000</b>	<b>0.00</b>	<b>3,000,000</b>	<b>0.00</b>	<b>0</b>	<b>0.00</b>
<b>Railroad Grade Crossing NDI - 1605019</b>								
PROGRAM-SPECIFIC								
GENERAL REVENUE	0	0.00	0	0.00	50,000,000	0.00	0	0.00
TOTAL - PD	0	0.00	0	0.00	50,000,000	0.00	0	0.00
<b>TOTAL</b>	<b>0</b>	<b>0.00</b>	<b>0</b>	<b>0.00</b>	<b>50,000,000</b>	<b>0.00</b>	<b>0</b>	<b>0.00</b>
<b>GRAND TOTAL</b>	<b>\$526,430</b>	<b>0.00</b>	<b>\$3,000,000</b>	<b>0.00</b>	<b>\$53,000,000</b>	<b>0.00</b>	<b>\$0</b>	<b>0.00</b>

*This page left blank intentionally.*



## CORE DECISION ITEM

Department of Transportation  
 Division: Multimodal Operations  
 Core: RR Grade Crossing Hazards

Budget Unit: Multimodal OperationsHB Section: 4.540

## 4. FINANCIAL HISTORY

	FY 2020 Actual	FY 2021 Actual	FY 2022 Actual	FY 2023 Current Yr.
Appropriation (All Funds)	3,000,000	3,000,000	3,000,000	3,000,000
Less Reverted (All Funds)	0	0	0	N/A
Less Restricted (All Funds)*	0	0	0	N/A
Budget Authority (All Funds)	3,000,000	3,000,000	3,000,000	N/A
Actual Expenditures (All Funds)	1,244,404	1,328,714	526,430	N/A
Unexpended (All Funds)	1,755,596	1,671,286	2,473,570	N/A
Unexpended, by Fund:				
General Revenue	0	0	0	N/A
Federal	0	0	0	N/A
Other	1,755,596	1,671,286	2,473,570	N/A
	(1), (2)	(1), (2)	(1), (2)	

\*Restricted amount is N/A

Reverted includes the statutory three percent reserve amount (when applicable).

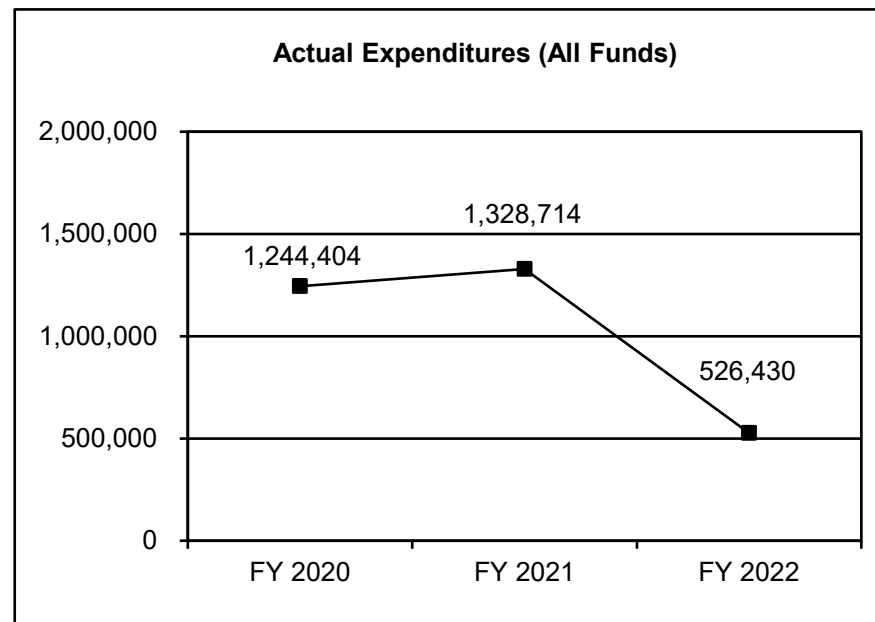
Restricted includes any Governor's Expenditure Restrictions which remained at the end of the fiscal year (when applicable).

**NOTES:**

(1) Multi-year projects may pay out in multiple fiscal years.

(2) The unexpended balance of the appropriation includes committed budget authority in the form of purchase orders for projects that started in one fiscal year, but would not pay out until the following fiscal year. The following table breaks out these amounts by fiscal year.

	FY 2020	FY 2021	FY 2022
Purchase Orders	\$ 1,714,865	\$ 1,148,412	\$ 847,322



---

**CORE RECONCILIATION**


---

**MO DEPT. OF TRANSPORTATION**


---

**RR GRADE CROSSING HAZARDS**


---



---

**5. CORE RECONCILIATION**


---

	Budget Class	FTE	GR	Federal	Other	Total	Explanation
<b>TAFP AFTER VETOES</b>							
	EE	0.00	0	0	65,000	65,000	
	PD	0.00	0	0	2,935,000	2,935,000	
	<b>Total</b>	<b>0.00</b>	<b>0</b>	<b>0</b>	<b>3,000,000</b>	<b>3,000,000</b>	
<b>DEPARTMENT CORE REQUEST</b>							
	EE	0.00	0	0	65,000	65,000	
	PD	0.00	0	0	2,935,000	2,935,000	
	<b>Total</b>	<b>0.00</b>	<b>0</b>	<b>0</b>	<b>3,000,000</b>	<b>3,000,000</b>	
<b>GOVERNOR'S RECOMMENDED CORE</b>							
	EE	0.00	0	0	65,000	65,000	
	PD	0.00	0	0	2,935,000	2,935,000	
	<b>Total</b>	<b>0.00</b>	<b>0</b>	<b>0</b>	<b>3,000,000</b>	<b>3,000,000</b>	

**DECISION ITEM DETAIL**

Budget Unit	FY 2022	FY 2022	FY 2023	FY 2023	FY 2024	FY 2024	*****	*****
Decision Item	ACTUAL	ACTUAL	BUDGET	BUDGET	DEPT REQ	DEPT REQ	SECURED	SECURED
Budget Object Class	DOLLAR	FTE	DOLLAR	FTE	DOLLAR	FTE	COLUMN	COLUMN
<b>RR GRADE CROSSING HAZARDS</b>								
<b>CORE</b>								
PROFESSIONAL SERVICES	0	0.00	25,000	0.00	25,000	0.00	0	0.00
PROPERTY & IMPROVEMENTS	0	0.00	40,000	0.00	40,000	0.00	0	0.00
<b>TOTAL - EE</b>	<b>0</b>	<b>0.00</b>	<b>65,000</b>	<b>0.00</b>	<b>65,000</b>	<b>0.00</b>	<b>0</b>	<b>0.00</b>
PROGRAM DISTRIBUTIONS	526,430	0.00	2,935,000	0.00	2,935,000	0.00	0	0.00
<b>TOTAL - PD</b>	<b>526,430</b>	<b>0.00</b>	<b>2,935,000</b>	<b>0.00</b>	<b>2,935,000</b>	<b>0.00</b>	<b>0</b>	<b>0.00</b>
<b>GRAND TOTAL</b>	<b>\$526,430</b>	<b>0.00</b>	<b>\$3,000,000</b>	<b>0.00</b>	<b>\$3,000,000</b>	<b>0.00</b>	<b>\$0</b>	<b>0.00</b>
<b>GENERAL REVENUE</b>	<b>\$0</b>	<b>0.00</b>	<b>\$0</b>	<b>0.00</b>	<b>\$0</b>	<b>0.00</b>		<b>0.00</b>
<b>FEDERAL FUNDS</b>	<b>\$0</b>	<b>0.00</b>	<b>\$0</b>	<b>0.00</b>	<b>\$0</b>	<b>0.00</b>		<b>0.00</b>
<b>OTHER FUNDS</b>	<b>\$526,430</b>	<b>0.00</b>	<b>\$3,000,000</b>	<b>0.00</b>	<b>\$3,000,000</b>	<b>0.00</b>		<b>0.00</b>



### PROGRAM DESCRIPTION

Department of Transportation

HB Section(s): 4.540

Program Name: **RR Grade Crossing Hazards**

Program is found in the following core budget(s): **RR Grade Crossing Hazards**

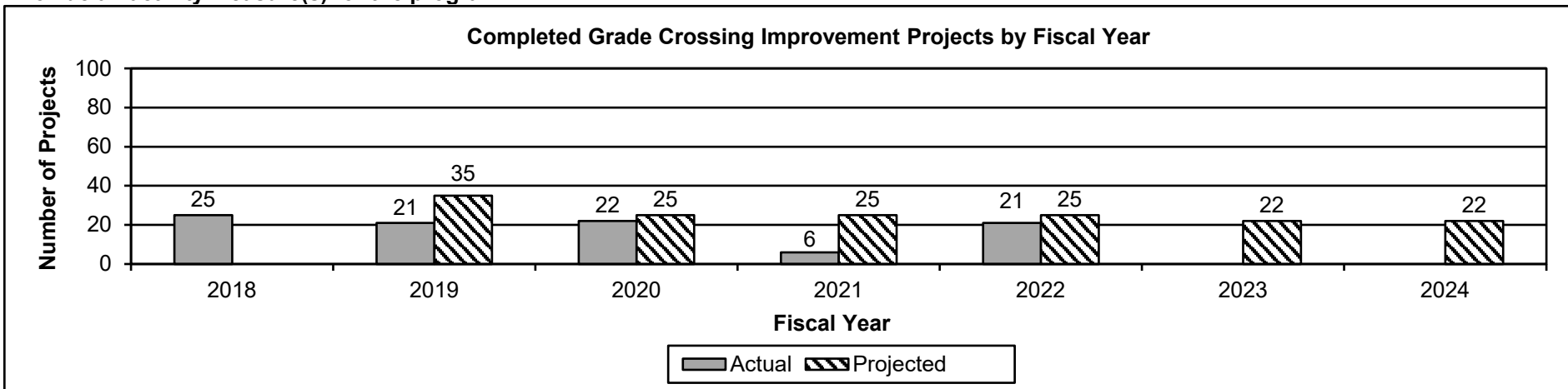
**1a. What strategic priority does this program address?**

Safety - moving Missourians safely

**1b. What does this program do?**

This appropriation is used to fund railroad grade crossing improvement projects that improve rail safety in Missouri. In accordance with Article IV, Section 30(c), MO Constitution and Chapter 389, RSMo, the owner of a motor vehicle pays a fee of 25 cents when the person registers or renews the registration of a motor vehicle. These funds are deposited into the Grade Crossing Safety Account. Over 3,200 public at grade highway/railroad crossings exist in the state, including 1,480 Passive crossings. The cost to provide new lights and gates at any single crossing is approximately \$300,000. The revenue generated from this fund is approximately \$1.5 million annually. The funding is used in conjunction with \$6.0 million of federal highway funds available annually for highway and rail crossing safety projects. The total amount of state and federal funding is approximately \$7.5 million annually. MoDOT works with local communities to determine priorities and obtain as many crossing consolidations as possible. Crossing consolidations are important because closed crossings are the safest for Missouri citizens.

**2a. Provide an activity measure(s) for the program.**



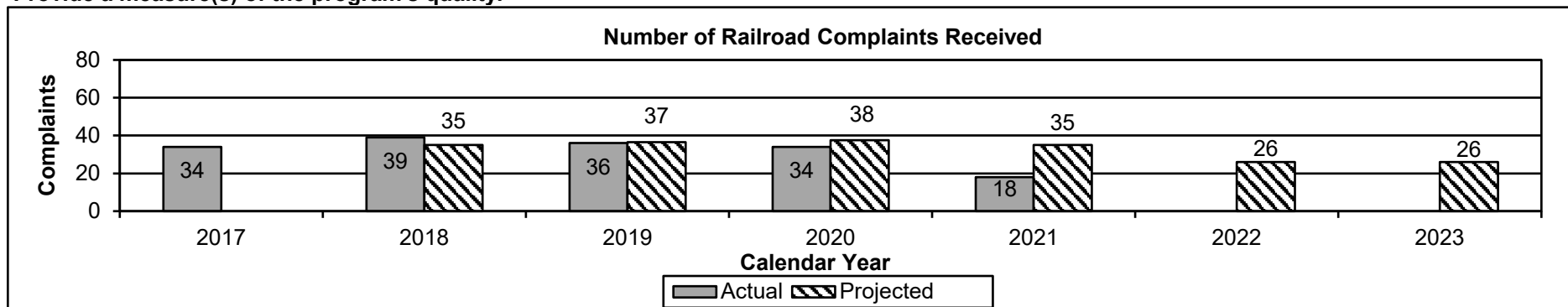
The number of projects completed in 2021 was lower due to the COVID-19 pandemic travel restrictions. Annual funding allows for approximately 22 projects to be completed. The number of projects that can be completed has decreased due to rising costs.

## PROGRAM DESCRIPTION

Department of Transportation

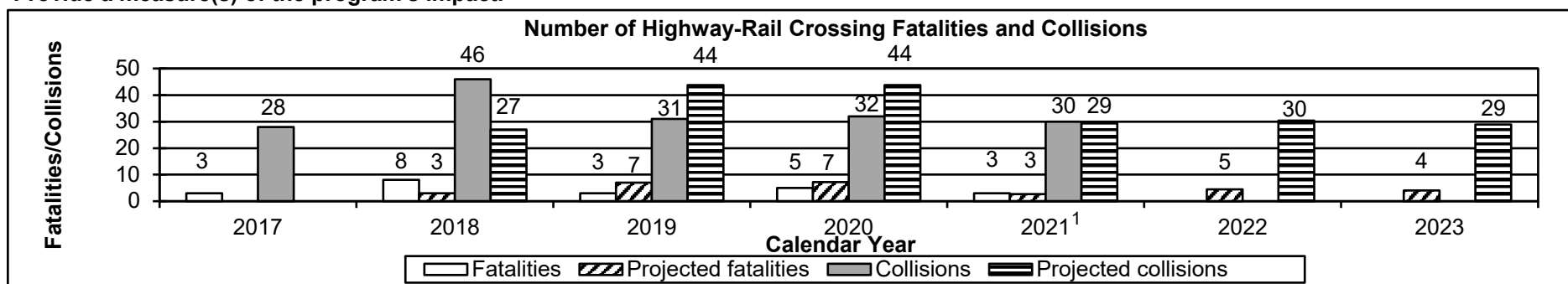
HB Section(s): 4.540Program Name: RR Grade Crossing HazardsProgram is found in the following core budget(s): RR Grade Crossing Hazards

## 2b. Provide a measure(s) of the program's quality.



Complaints are received from the public or MoDOT personnel. The number of complaints received in 2021 was lower due to changes in the way data is reported. The most common are rough crossings, sight obstructions, signal failure and walkway issues. The 2022 and 2023 projections are based on the average of the past two years of actual data.

## 2c. Provide a measure(s) of the program's impact.



<sup>1</sup>Data is preliminary and is subject to change.

The 2022 projections for fatalities are set based on a 10 percent reduction from calendar year 2020. The 2023 projections for fatalities are set based on a 10 percent reduction from the 2022 projections. The 2022 projections for collision are set based on a five percent reduction from calendar year 2020. The 2023 projections for collisions are set based on a five percent reduction from the 2022 projections.

PROGRAM DESCRIPTION

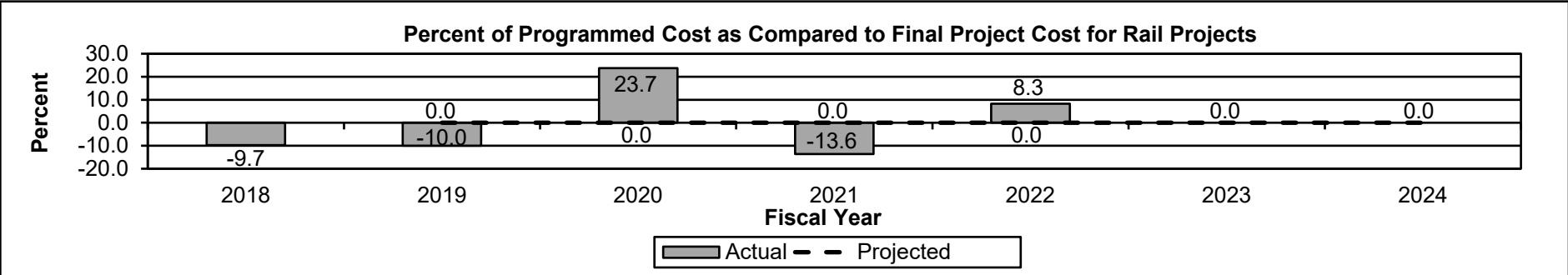
Department of Transportation

HB Section(s): 4.540

Program Name: RR Grade Crossing Hazards


Program is found in the following core budget(s): RR Grade Crossing Hazards

2d. Provide a measure(s) of the program's efficiency.



Rail projects are programmed or budgeted in the department's Statewide Transportation Improvement Program (STIP). Once a project is awarded and work begins, final project costs can change from the original programmed cost in the STIP. Rail project cost changes are usually caused by final quantity adjustments, federal inspections, subgrade issues or other additional construction phase service costs. Final project costs for 2020 were much higher than originally anticipated due to more extensive repairs being required at some of the crossings being improved.

3. Provide actual expenditures for the prior three fiscal years and planned expenditures for the current fiscal year. (Note: Amounts do not include fringe benefit costs.)



4. What are the sources of the "Other " funds?

Grade Crossing Safety Account (0290)

5. What is the authorization for this program, i.e., federal or state statute, etc.? (Include the federal program number, if applicable.)

Article IV, Section 30(c), MO Constitution and Chapter 389, RSMo.

6. Are there federal matching requirements? If yes, please explain.

Yes, Section 130 funds administered by the Federal Highway Administration require a minimum 10 percent non-federal match.

7. Is this a federally mandated program? If yes, please explain.

No

*This page left blank intentionally.*



## NEW DECISION ITEM

RANK: 15 OF 28

Department of Transportation	Budget Unit: <u>Multimodal Operations</u>
Division: <u>Multimodal Operations</u>	
DI Name: <u>RR Grade Crossing Hazards Expansion</u> DI# <u>1605019</u>	HB Section: <u>4.540</u>

## 1. AMOUNT OF REQUEST

	FY 2024 Budget Request			
	GR	Federal	Other	Total
PS	0	0	0	0
EE	0	0	0	0
PSD	50,000,000	0	0	50,000,000
TRF	0	0	0	0
Total	<u>50,000,000</u>	<u>0</u>	<u>0</u>	<u>50,000,000</u>
FTE	0.00	0.00	0.00	0.00
HB 4	0	0	0	0
HB 5	0	0	0	0

Note: Fringes budgeted in House Bill 5 except for certain fringes budgeted directly to MoDOT, Highway Patrol, and Conservation.

Other Funds:

	FY 2024 Governor's Recommendation			
	GR	Federal	Other	Total
PS	0	0	0	0
EE	0	0	0	0
PSD	0	0	0	0
TRF	0	0	0	0
Total	<u>0</u>	<u>0</u>	<u>0</u>	<u>0</u>
FTE	0.00	0.00	0.00	0.00
HB 4	0	0	0	0
HB 5	0	0	0	0

Note: Fringes budgeted in House Bill 5 except for certain fringes budgeted directly to MoDOT, Highway Patrol, and Conservation.

Other Funds:

## 2. THIS REQUEST CAN BE CATEGORIZED AS:

<input type="checkbox"/> New Legislation	<input type="checkbox"/> New Program	<input type="checkbox"/> Fund Switch
<input type="checkbox"/> Federal Mandate	<input checked="" type="checkbox"/> Program Expansion	<input type="checkbox"/> Cost to Continue
<input type="checkbox"/> GR Pick-Up	<input type="checkbox"/> Space Request	<input type="checkbox"/> Equipment Replacement
<input type="checkbox"/> Pay Plan	<input type="checkbox"/> Other: _____	

## 3. WHY IS THIS FUNDING NEEDED? PROVIDE AN EXPLANATION FOR ITEMS CHECKED IN #2. INCLUDE THE FEDERAL OR STATE STATUTORY OR CONSTITUTIONAL AUTHORIZATION FOR THIS PROGRAM.

This funding will be used for safety improvements to public railroad crossings. Missouri has over 3,200 at-grade railroad crossings with 85% located off the state highway system. 1,480 of those crossings are considered Passive and lack active warning devices to indicate if a train is coming. 98 percent of the Passive crossings are located on city or county roads. Over the last five years, 53 percent of fatalities at railroad crossings in Missouri occurred at Passive crossings. This funding will increase the number of crossings with active warning devices. The program is in accordance with Article IV, Section 30(c), MO Constitution and Chapter 389, RSMo. This funding could be used as a match to federal grant programs such as the Railroad Crossing Elimination Program (49 USC 22909) or the Consolidated Rail Infrastructure and Safety Improvement Program (49 USC 22907). If successful, the federal grant programs could provide \$4 dollars for every \$1 invested to improve Missouri's railroad crossings.

## NEW DECISION ITEM

RANK: 15 OF 28

<b>Department of Transportation</b>	<b>Budget Unit: Multimodal Operations</b>
<b>Division: Multimodal Operations</b>	
<b>DI Name: RR Grade Crossing Hazards Expansion</b> <b>DI# 1605019</b>	<b>HB Section: 4.540</b>

**4. DESCRIBE THE DETAILED ASSUMPTIONS USED TO DERIVE THE SPECIFIC REQUESTED AMOUNT. (How did you determine that the requested number of FTE were appropriate? From what source or standard did you derive the requested levels of funding? Were alternatives such as outsourcing or automation considered? If based on new legislation, does request tie to TAFP fiscal note? If not, explain why. Detail which portions of the request are one-times and how those amounts were calculated.)**

This expansion item is for safety improvements to railroad crossings. This funding could be used as a match to federal grant programs such as the Railroad Crossing Elimination Program (49 USC 22909) or the Consolidated Rail Infrastructure and Safety Improvement Program (49 USC 22907). This investment would allow the department to complete an equivalent of six years of projects. The investment will be even greater if the department is successful in obtaining grants from the federal government. The current estimated cost to upgrade all public passive railroad crossings with flashing lights and gates is approximately \$700.0 million and would take 23 years to complete.

**5. BREAK DOWN THE REQUEST BY BUDGET OBJECT CLASS, JOB CLASS, AND FUND SOURCE. IDENTIFY ONE-TIME COSTS.**

Budget Object Class/Job Class	Dept Req GR DOLLARS	Dept Req GR FTE	Dept Req FED DOLLARS	Dept Req FED FTE	Dept Req OTHER DOLLARS	Dept Req OTHER FTE	Dept Req TOTAL DOLLARS	Dept Req TOTAL FTE	Dept Req One-Time DOLLARS
							0	0.0	
							0	0.0	
<b>Total PS</b>	0	0.0	0	0.0	0	0.0	0	0.0	0
							0		
							0		
<b>Total EE</b>	0		0		0		0		0
Program Distributions (800)	50,000,000		0		0		50,000,000		
<b>Total PSD</b>	50,000,000		0		0		50,000,000		0
Transfers									
<b>Total TRF</b>	0		0		0		0		0
<b>Grand Total</b>	50,000,000	0.0	0	0.0	0	0.0	50,000,000	0.0	0

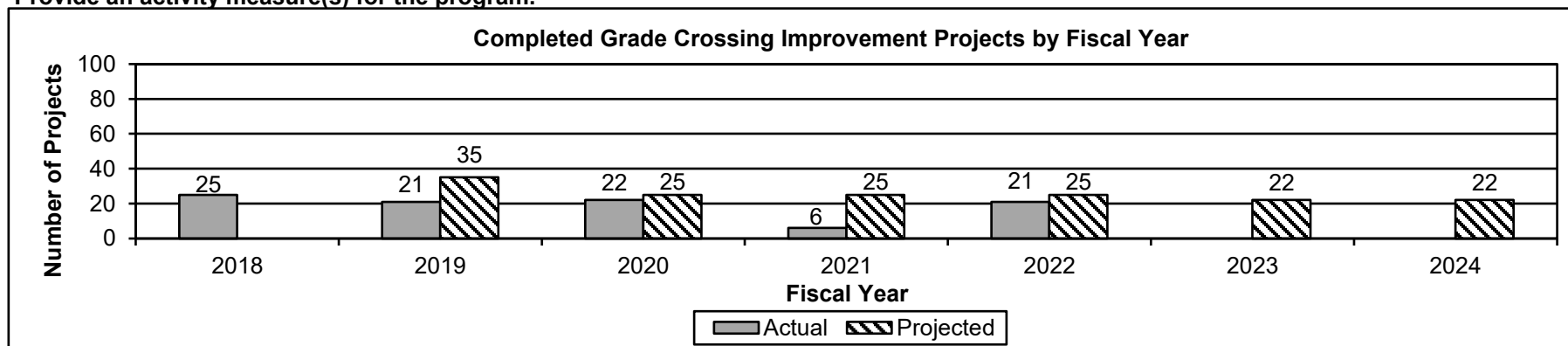
**NEW DECISION ITEM**  
**RANK: 15 OF 28**

**Department of Transportation**  
**Division: Multimodal Operations**  
**DI Name: RR Grade Crossing Hazards Expansion DI# 1605019**

**Budget Unit: Multimodal Operations**  
**HB Section: 4.540**

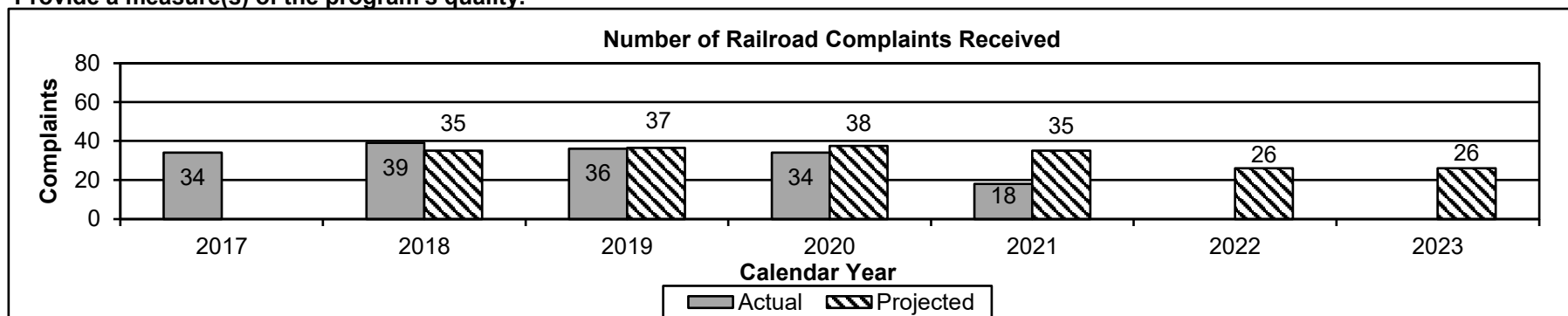
**6. PERFORMANCE MEASURES (If new decision item has an associated core, separately identify projected performance with & without additional funding.)**

**6a. Provide an activity measure(s) for the program.**



The number of projects completed in 2021 was lower due to the COVID-19 pandemic travel restrictions. Annual funding allows for approximately 22 projects to be completed. The number of projects that can be completed has decreased due to rising costs.

**6b. Provide a measure(s) of the program's quality.**



Complaints are received from the public or MoDOT personnel. The number of complaints received in 2021 was lower due to changes in the way data is reported. The most common are rough crossings, sight obstructions, signal failure and walkway issues. The 2022 and 2023 projections are based on the average of the past two years of actual data.



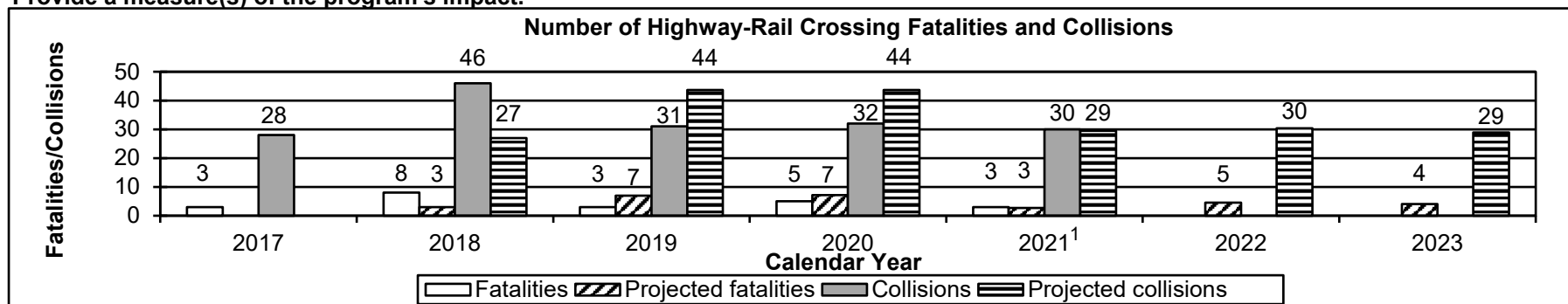
## NEW DECISION ITEM

RANK: 15 OF 28

Department of Transportation  
 Division: Multimodal Operations  
 DI Name: RR Grade Crossing Hazards Expansion DI# 1605019

Budget Unit: Multimodal Operations  
 HB Section: 4.540


## 6c. Provide a measure(s) of the program's impact.



<sup>1</sup>Data is preliminary and is subject to change.

The 2022 projection for fatalities is based on a 10 percent reduction from calendar year 2020 actuals. The 2023 projection for fatalities is based on a 10 percent reduction from the 2022 projection. The 2023 projection for collisions is based on a five percent reduction from calendar year 2020 actuals. The 2023 projection for collisions is based on a five percent reduction from the 2022 projection.

## 6d. Provide a measure(s) of the program's efficiency.



Rail projects are programmed or budgeted in the department's Statewide Transportation Improvement Program (STIP). Once a project is awarded and work begins, final project costs can change from the original programmed cost in the STIP. Rail project cost changes are usually caused by final quantity adjustments, federal inspections, subgrade issues or other additional construction phase service costs. Final project costs for 2020 were much higher than originally anticipated due to more extensive repairs being required at some of the crossings being improved.

**NEW DECISION ITEM**

**RANK:** 15 **OF** 28

<b>Department of Transportation</b>	<b>Budget Unit:</b> <u>Multimodal Operations</u>
<b>Division: Multimodal Operations</b>	
<b>DI Name: RR Grade Crossing Hazards Expansion</b>	<b>DI# 1605019</b>
	<b>HB Section:</b> <u>4.540</u>

**7. STRATEGIES TO ACHIEVE THE PERFORMANCE MEASUREMENT TARGETS:**

MoDOT will work with local communities to help identify highway-railroad crossings for improvements, provide railroad coordination and ensure the project is completed according to the agreement among all parties.

**DECISION ITEM DETAIL**

Budget Unit	FY 2022	FY 2022	FY 2023	FY 2023	FY 2024	FY 2024	*****	*****
Decision Item	ACTUAL	ACTUAL	BUDGET	BUDGET	DEPT REQ	DEPT REQ	SECURED	SECURED
Budget Object Class	DOLLAR	FTE	DOLLAR	FTE	DOLLAR	FTE	COLUMN	COLUMN
<b>RR GRADE CROSSING HAZARDS</b>								
<b>Railroad Grade Crossing NDI - 1605019</b>								
PROGRAM DISTRIBUTIONS	0	0.00	0	0.00	50,000,000	0.00	0	0.00
<b>TOTAL - PD</b>	<b>0</b>	<b>0.00</b>	<b>0</b>	<b>0.00</b>	<b>50,000,000</b>	<b>0.00</b>	<b>0</b>	<b>0.00</b>
<b>GRAND TOTAL</b>	<b>\$0</b>	<b>0.00</b>	<b>\$0</b>	<b>0.00</b>	<b>\$50,000,000</b>	<b>0.00</b>	<b>\$0</b>	<b>0.00</b>
<b>GENERAL REVENUE</b>	<b>\$0</b>	<b>0.00</b>	<b>\$0</b>	<b>0.00</b>	<b>\$50,000,000</b>	<b>0.00</b>		<b>0.00</b>
<b>FEDERAL FUNDS</b>	<b>\$0</b>	<b>0.00</b>	<b>\$0</b>	<b>0.00</b>	<b>\$0</b>	<b>0.00</b>		<b>0.00</b>
<b>OTHER FUNDS</b>	<b>\$0</b>	<b>0.00</b>	<b>\$0</b>	<b>0.00</b>	<b>\$0</b>	<b>0.00</b>		<b>0.00</b>



**DECISION ITEM SUMMARY**

Budget Unit								
Decision Item	FY 2022	FY 2022	FY 2023	FY 2023	FY 2024	FY 2024	*****	*****
Budget Object Summary	ACTUAL	ACTUAL	BUDGET	BUDGET	DEPT REQ	DEPT REQ	SECURED	SECURED
Fund	DOLLAR	FTE	DOLLAR	FTE	DOLLAR	FTE	COLUMN	COLUMN
<b>AIRPORT CAPITAL IMPR &amp; MAINT</b>								
<b>CORE</b>								
EXPENSE & EQUIPMENT								
AVIATION TRUST FUND	143,322	0.00	276,000	0.00	476,000	0.00	0	0.00
TOTAL - EE	143,322	0.00	276,000	0.00	476,000	0.00	0	0.00
PROGRAM-SPECIFIC								
GENERAL REVENUE	157,233	0.00	3,000,000	0.00	2,600,104	0.00	0	0.00
AVIATION TRUST FUND	3,521,283	0.00	9,724,000	0.00	9,524,000	0.00	0	0.00
TOTAL - PD	3,678,516	0.00	12,724,000	0.00	12,124,104	0.00	0	0.00
<b>TOTAL</b>	<b>3,821,838</b>	<b>0.00</b>	<b>13,000,000</b>	<b>0.00</b>	<b>12,600,104</b>	<b>0.00</b>	<b>0</b>	<b>0.00</b>
<b>GRAND TOTAL</b>	<b>\$3,821,838</b>	<b>0.00</b>	<b>\$13,000,000</b>	<b>0.00</b>	<b>\$12,600,104</b>	<b>0.00</b>	<b>\$0</b>	<b>0.00</b>

*This page left blank intentionally.*

Department of Transportation					Budget Unit: <u>Multimodal Operations</u>				
Division: Multimodal Operations									
Core: Airport CI & Maintenance					HB Section: <u>4.545</u>				
1. CORE FINANCIAL SUMMARY									
FY 2024 Budget Request					FY 2024 Governor's Recommendation				
	GR	Federal	Other	Total		GR	Federal	Other	Total
PS	0	0	0	0	PS	0	0	0	0
EE	0	0	276,000	276,000	EE	0	0	0	0
PSD	2,600,104	0	9,724,000	12,324,104	PSD	0	0	0	0
TRF	0	0	0	0	TRF	0	0	0	0
Total	2,600,104	0	10,000,000	12,600,104	Total	0	0	0	0
FTE	0.00	0.00	0.00	0.00	FTE	0.00	0.00	0.00	0.00
HB 4	0	0	0	0	HB 4	0	0	0	0
HB 5	0	0	0	0	HB 5	0	0	0	0
Note: Fringes budgeted in House Bill 5 except for certain fringes budgeted directly to MoDOT, Highway Patrol, and Conservation.					Note: Fringes budgeted in House Bill 5 except for certain fringes budgeted directly to MoDOT, Highway Patrol, and Conservation.				
Other Funds: Aviation Trust Fund (0952)					Other Funds:				
Notes:					Notes:				
2. CORE DESCRIPTION									
This program is to ensure that Missouri's airports meet acceptable safety and performance standards through capital improvement and maintenance funding from the Aviation Trust Fund (ATF). State aviation funding sources are from user fees including a 9 cent per gallon tax on aviation gasoline and 3 percent of the 4.225 percent state sales tax collected on jet fuel. The ATF is used for planning, environmental review, land acquisition, design and, ultimately, project construction. Eligible projects include pavement maintenance, lighting, obstruction removal and other safety improvements, as well as air traffic control tower operating expenses and air service promotion and marketing. MoDOT uses Federal Aviation Administration Order 5090.5 to prioritize ATF projects. Project prioritization includes consideration of the number of based aircraft, activity levels and the type of project requested. MoDOT also considers other factors, such as the political subdivision's willingness and ability to complete the project, commitment of local matching funds and prior maintenance and support of the airport.									
3. PROGRAM LISTING (list programs included in this core funding)									
Missouri has 120 public use airports, 107 of which are eligible for ATF assistance. Any publicly owned, public use airport would be eligible. Providing safe airports to the flying public in our communities is essential. Many of the existing runways, taxiways and aircraft parking aprons were designed and constructed 30 to 40 years ago. These runways, taxiways and parking aprons are now deteriorating and are inadequate by today's standards. General Revenue is used to fund projects that are not eligible for funding through the Aviation Trust Fund such as terminals, hangars and fuel facilities.									

## CORE DECISION ITEM

<b>Department of Transportation</b>	<b>Budget Unit:</b>	<b>Multimodal Operations</b>
<b>Division: Multimodal Operations</b>		
<b>Core: Airport CI &amp; Maintenance</b>	<b>HB Section:</b>	<b>4.545</b>

## 4. FINANCIAL HISTORY

	<b>FY 2020 Actual</b>	<b>FY 2021 Actual</b>	<b>FY 2022 Actual</b>	<b>FY 2023 Current Yr.</b>
Appropriation (All Funds)	11,750,000	11,240,250	11,240,250	13,000,000
Less Reverted (All Funds)	(52,500)	(37,208)	(37,208)	(90,000)
Less Restricted (All Funds)*	0	0	0	N/A
Budget Authority (All Funds)	11,697,500	11,203,042	11,203,042	N/A
Actual Expenditures (All Funds)	4,925,564	4,539,446	3,821,838	N/A
Unexpended (All Funds)	6,771,936	6,663,596	7,381,204	N/A
Unexpended, by Fund:				
General Revenue	1,057,504	1,059,532	1,045,809	N/A
Federal	0	0	0	N/A
Other	5,714,432	5,604,064	6,335,395	N/A
	<b>(1), (2)</b>	<b>(1), (2)</b>	<b>(1), (2)</b>	

\*Restricted amount is as of 7/1/22

Reverted includes the statutory three-percent reserve amount (when applicable).

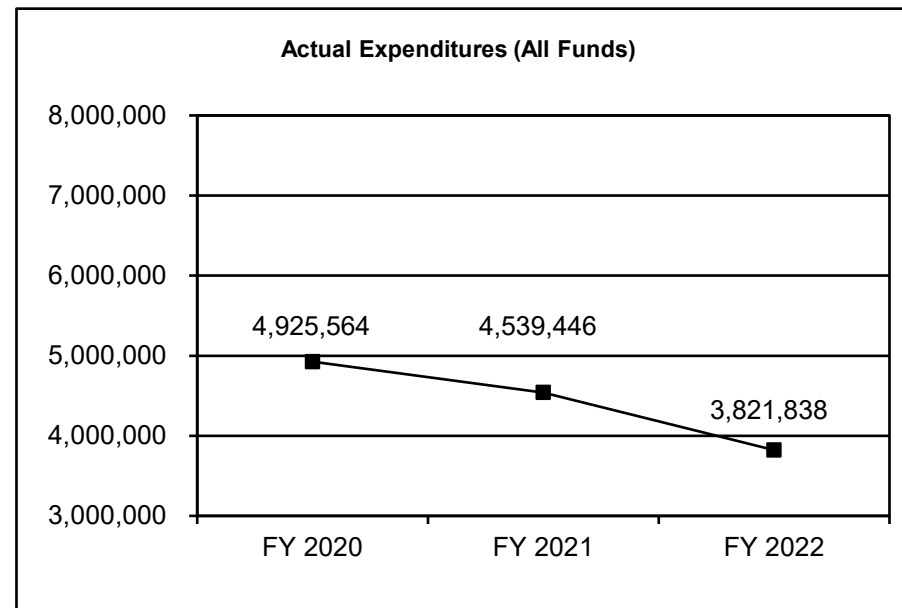
Restricted includes any Governor's Expenditure Restrictions which remained at the end of the fiscal year (when applicable).

**NOTES:**

(1) Multi-year projects may pay out in multiple fiscal years.

(2) The unexpended balance of the appropriation includes committed budget authority in the form of purchase orders for projects that started in one fiscal year, but did not pay out until the following fiscal year. The following table breaks out these amounts by fiscal year.

	<b>FY 2020</b>	<b>FY 2021</b>	<b>FY 2022</b>
Purchase Orders	\$ 2,551,446	\$ 2,253,400	\$1,212,566





---

**CORE RECONCILIATION**


---

**MO DEPT. OF TRANSPORTATION****AIRPORT CAPITAL IMPR & MAINT****5. CORE RECONCILIATION**

		<b>Budget Class</b>	<b>FTE</b>	<b>GR</b>	<b>Federal</b>	<b>Other</b>	<b>Total</b>	<b>Explanation</b>
<b>TAFP AFTER VETOES</b>								
		EE	0.00	0	0	276,000	276,000	
		PD	0.00	3,000,000	0	9,724,000	12,724,000	
		<b>Total</b>	<b>0.00</b>	<b>3,000,000</b>	<b>0</b>	<b>10,000,000</b>	<b>13,000,000</b>	
<b>DEPARTMENT CORE ADJUSTMENTS</b>								
Core Reduction	[#653]	PD	0.00	(399,896)	0	0	(399,896)	Airport Capital Improvements and Maintenance reduction for prior year expenditures
Core Reallocation	[#386]	EE	0.00	0	0	200,000	200,000	BOBC reallocation based on historical actual expenditures
Core Reallocation	[#386]	PD	0.00	0	0	(200,000)	(200,000)	BOBC reallocation based on historical actual expenditures
<b>NET DEPARTMENT CHANGES</b>			<b>0.00</b>	<b>(399,896)</b>	<b>0</b>	<b>0</b>	<b>(399,896)</b>	
<b>DEPARTMENT CORE REQUEST</b>								
		EE	0.00	0	0	476,000	476,000	
		PD	0.00	2,600,104	0	9,524,000	12,124,104	
		<b>Total</b>	<b>0.00</b>	<b>2,600,104</b>	<b>0</b>	<b>10,000,000</b>	<b>12,600,104</b>	
<b>GOVERNOR'S RECOMMENDED CORE</b>								
		EE	0.00	0	0	476,000	476,000	
		PD	0.00	2,600,104	0	9,524,000	12,124,104	
		<b>Total</b>	<b>0.00</b>	<b>2,600,104</b>	<b>0</b>	<b>10,000,000</b>	<b>12,600,104</b>	

**DECISION ITEM DETAIL**

Budget Unit	FY 2022	FY 2022	FY 2023	FY 2023	FY 2024	FY 2024	*****	*****
Decision Item	ACTUAL	ACTUAL	BUDGET	BUDGET	DEPT REQ	DEPT REQ	SECURED	SECURED
Budget Object Class	DOLLAR	FTE	DOLLAR	FTE	DOLLAR	FTE	COLUMN	COLUMN
<b>AIRPORT CAPITAL IMPR &amp; MAINT</b>								
<b>CORE</b>								
SUPPLIES	0	0.00	75,000	0.00	75,000	0.00	0	0.00
PROFESSIONAL DEVELOPMENT	12,340	0.00	23,000	0.00	23,000	0.00	0	0.00
PROFESSIONAL SERVICES	48,334	0.00	33,000	0.00	33,000	0.00	0	0.00
M&R SERVICES	82,648	0.00	95,000	0.00	295,000	0.00	0	0.00
OTHER EQUIPMENT	0	0.00	50,000	0.00	50,000	0.00	0	0.00
<b>TOTAL - EE</b>	<b>143,322</b>	<b>0.00</b>	<b>276,000</b>	<b>0.00</b>	<b>476,000</b>	<b>0.00</b>	<b>0</b>	<b>0.00</b>
PROGRAM DISTRIBUTIONS	3,678,516	0.00	12,724,000	0.00	12,124,104	0.00	0	0.00
<b>TOTAL - PD</b>	<b>3,678,516</b>	<b>0.00</b>	<b>12,724,000</b>	<b>0.00</b>	<b>12,124,104</b>	<b>0.00</b>	<b>0</b>	<b>0.00</b>
<b>GRAND TOTAL</b>	<b>\$3,821,838</b>	<b>0.00</b>	<b>\$13,000,000</b>	<b>0.00</b>	<b>\$12,600,104</b>	<b>0.00</b>	<b>\$0</b>	<b>0.00</b>
<b>GENERAL REVENUE</b>	<b>\$157,233</b>	<b>0.00</b>	<b>\$3,000,000</b>	<b>0.00</b>	<b>\$2,600,104</b>	<b>0.00</b>		<b>0.00</b>
<b>FEDERAL FUNDS</b>	<b>\$0</b>	<b>0.00</b>	<b>\$0</b>	<b>0.00</b>	<b>\$0</b>	<b>0.00</b>		<b>0.00</b>
<b>OTHER FUNDS</b>	<b>\$3,664,605</b>	<b>0.00</b>	<b>\$10,000,000</b>	<b>0.00</b>	<b>\$10,000,000</b>	<b>0.00</b>		<b>0.00</b>

## PROGRAM DESCRIPTION

Department of Transportation

HB Section(s): 4.545

Program Name: Airport CI &amp; Maintenance

Program is found in the following core budget(s): Airport CI &amp; Maintenance

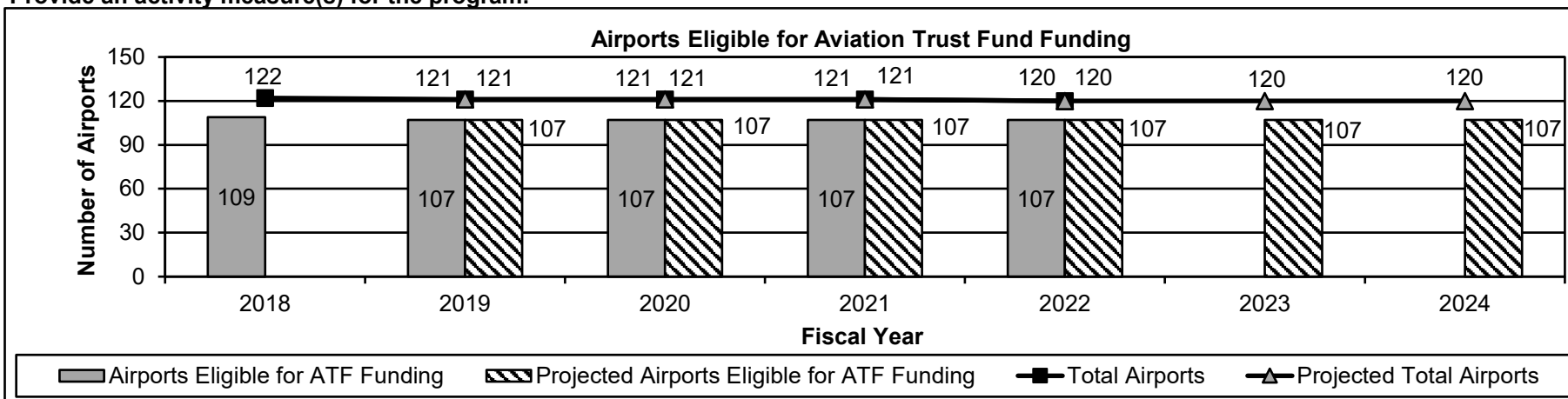
**1a. What strategic priority does this program address?**

Safety - moving Missourians safely

Service - providing outstanding customer service, delivering efficient and innovative transportation projects and operating a reliable transportation system

**1b. What does this program do?**

This program is to ensure that Missouri's airports meet acceptable safety and performance standards through capital improvement and maintenance funding from the Aviation Trust Fund (ATF). State aviation funding sources are from user fees including a 9 cent per gallon tax on aviation gasoline and 3 percent of the 4.225 percent state sales tax collected on jet fuel. The ATF is used for planning, environmental review, land acquisition, design, and ultimately, project construction. Eligible projects include pavement maintenance, lighting, obstruction removal and other safety improvements, as well as air traffic control operating costs and air service promotion and marketing. MoDOT uses Federal Aviation Administration Order 5090.5 to prioritize ATF projects. Project prioritization includes consideration of the number of based aircraft, activity levels and the type of project requested. MoDOT also considers other factors, such as the political subdivision's willingness and ability to complete the project, commitment of local matching funds and prior maintenance and support of the airport. The ATF grants require a 10 percent local match for most projects; however, projects including aviation safety workshops, promotion of aerospace education, air markers and windsocks and emergency projects designated by the Missouri Highways and Transportation Commission can be funded entirely with state funds.

**2a. Provide an activity measure(s) for the program.**

The 2023 and 2024 projections are based on the number of airports currently open in 2023. Missouri has 120 public use airports. In order to be eligible for ATF assistance, a public use airport must also be publicly owned. Missouri currently has 107 publicly owned public use airports that are eligible for ATF assistance. The remaining 13 public use airports are privately owned.

## PROGRAM DESCRIPTION

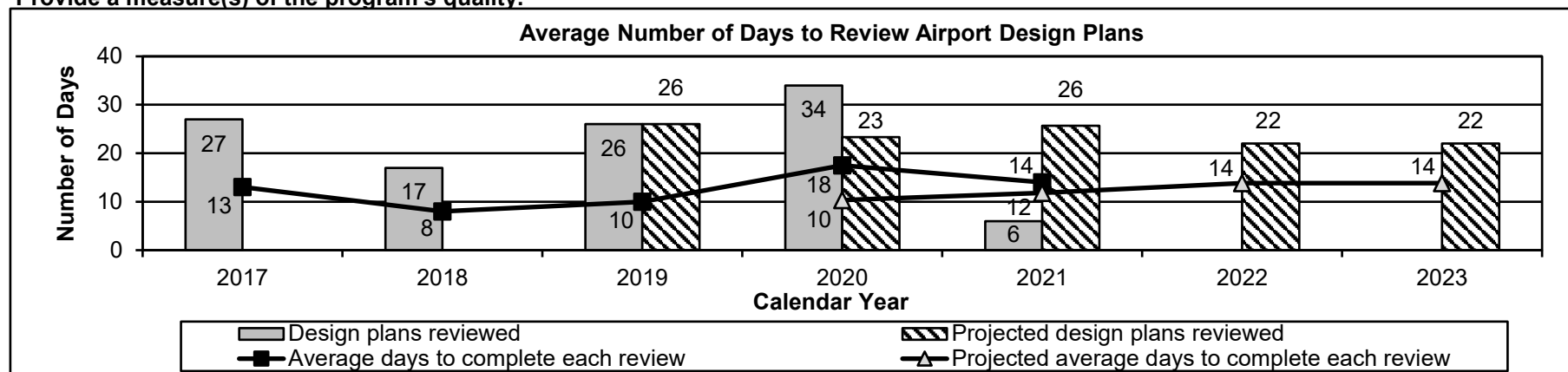
Department of Transportation

HB Section(s): 4.545

Program Name: Airport CI &amp; Maintenance

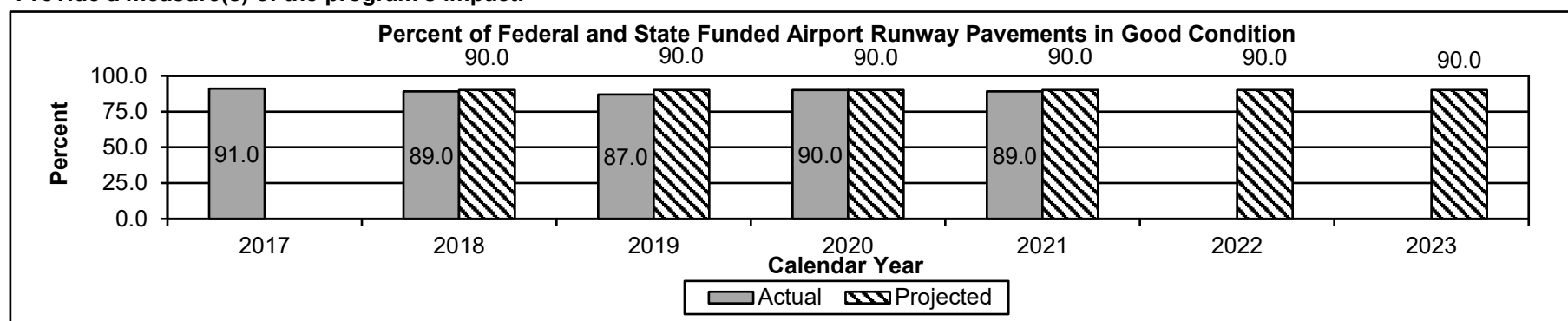
Program is found in the following core budget(s): Airport CI &amp; Maintenance

## 2b. Provide a measure(s) of the program's quality.



All projects using federal or state aviation funds are reviewed by MoDOT prior to bid advertisement. Grant funding for the project is provided after the bid award. The 2022 and 2023 projections are based on the average of actuals for the last three years.

## 2c. Provide a measure(s) of the program's impact.



This includes all public airport runways that are eligible to receive federal or state aviation funds. The 2022 and 2023 projections are considered the ideal percent of pavement in good condition.

## PROGRAM DESCRIPTION

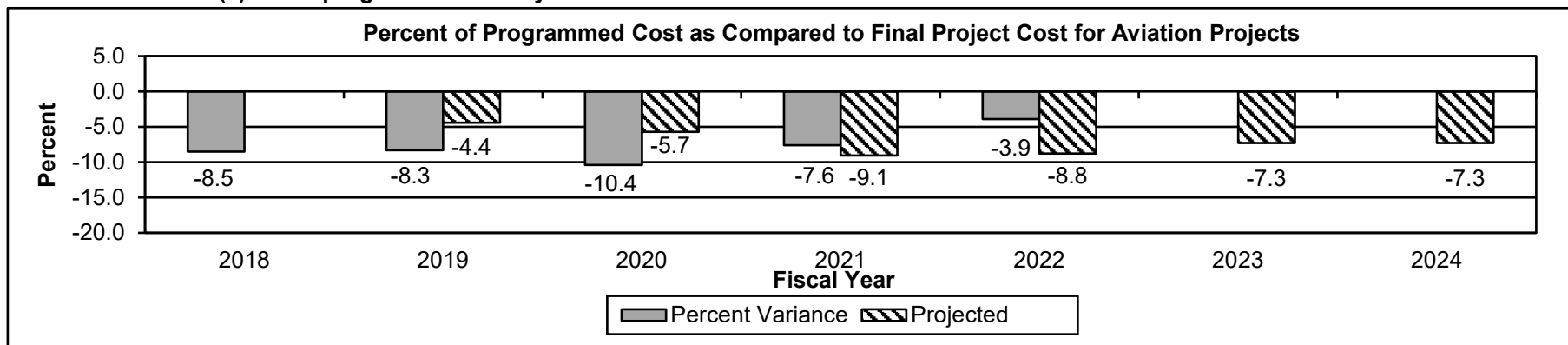
Department of Transportation

HB Section(s): 4.545

Program Name: Airport CI &amp; Maintenance

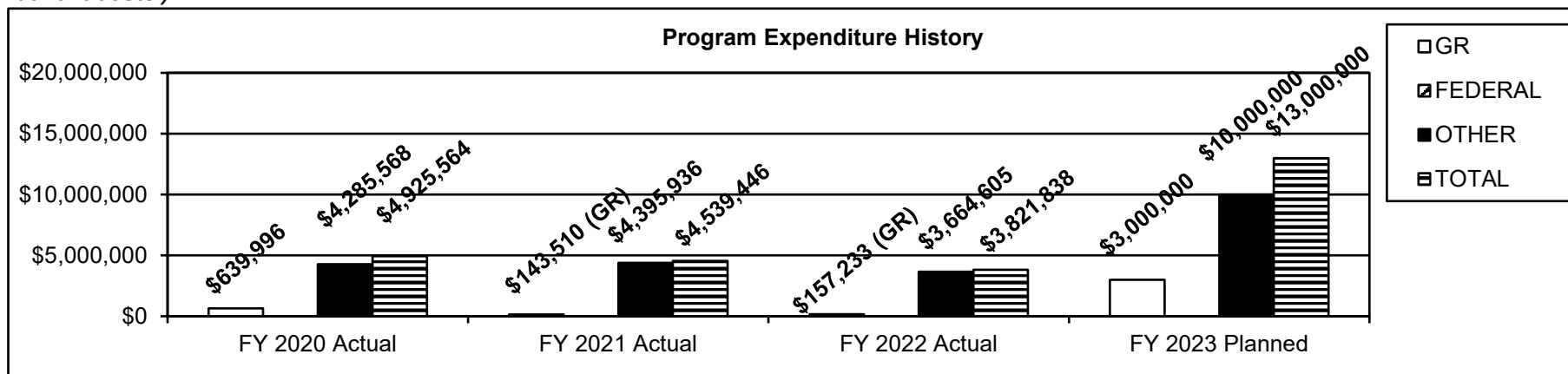
Program is found in the following core budget(s): Airport CI &amp; Maintenance

## 2d. Provide a measure(s) of the program's efficiency.



Aviation projects are programmed or budgeted in the department's Statewide Transportation Improvement Program (STIP). Once a project is awarded and work begins, final project costs can change from the original programmed cost in the STIP. Aviation project cost changes are usually caused by final quantity adjustments, federal inspections, subgrade issues or other additional construction phase service costs. The 2023 and 2024 projections are based on the average of actuals for the last three years.

3. Provide actual expenditures for the prior three fiscal years and planned expenditures for the current fiscal year. (Note: Amounts do not include fringe benefit costs.)



## PROGRAM DESCRIPTION

Department of Transportation

HB Section(s): 4.545Program Name: Airport CI & MaintenanceProgram is found in the following core budget(s): Airport CI & Maintenance**4. What are the sources of the "Other " funds?**

Aviation Trust Fund (0952)

**5. What is the authorization for this program, i.e., federal or state statute, etc.? (Include the federal program number, if applicable.)**

Article IV, Section 30(c), MO Constitution and 305.230, RSMo.

**6. Are there federal matching requirements? If yes, please explain.**

No

**7. Is this a federally mandated program? If yes, please explain.**

No



**DECISION ITEM SUMMARY**

<b>Budget Unit</b>								
<b>Decision Item</b>	<b>FY 2022</b>	<b>FY 2022</b>	<b>FY 2023</b>	<b>FY 2023</b>	<b>FY 2024</b>	<b>FY 2024</b>	<b>*****</b>	<b>*****</b>
<b>Budget Object Summary</b>	<b>ACTUAL</b>	<b>ACTUAL</b>	<b>BUDGET</b>	<b>BUDGET</b>	<b>DEPT REQ</b>	<b>DEPT REQ</b>	<b>SECURED</b>	<b>SECURED</b>
<b>Fund</b>	<b>DOLLAR</b>	<b>FTE</b>	<b>DOLLAR</b>	<b>FTE</b>	<b>DOLLAR</b>	<b>FTE</b>	<b>COLUMN</b>	<b>COLUMN</b>
<b>FEDERAL AVIATION ASSISTANCE</b>								
<b>CORE</b>								
EXPENSE & EQUIPMENT								
MULTIMODAL OPERATIONS FEDERAL	0	0.00	1,000,000	0.00	1,000,000	0.00	0	0.00
TOTAL - EE	0	0.00	1,000,000	0.00	1,000,000	0.00	0	0.00
PROGRAM-SPECIFIC								
MULTIMODAL OPERATIONS FEDERAL	42,682,329	0.00	55,103,657	0.00	55,103,657	0.00	0	0.00
MODOT FEDERAL STIMULUS	864,921	0.00	2,054,449	0.00	1,200,000	0.00	0	0.00
MODOT FEDERAL STIM 2021 FUND	0	0.00	2,207,000	0.00	2,207,000	0.00	0	0.00
TOTAL - PD	43,547,250	0.00	59,365,106	0.00	58,510,657	0.00	0	0.00
<b>TOTAL</b>	<b>43,547,250</b>	<b>0.00</b>	<b>60,365,106</b>	<b>0.00</b>	<b>59,510,657</b>	<b>0.00</b>	<b>0</b>	<b>0.00</b>
<b>Federal Aviation Assist. NDI - 1605017</b>								
PROGRAM-SPECIFIC								
MULTIMODAL OPERATIONS FEDERAL	0	0.00	0	0.00	21,200,000	0.00	0	0.00
TOTAL - PD	0	0.00	0	0.00	21,200,000	0.00	0	0.00
<b>TOTAL</b>	<b>0</b>	<b>0.00</b>	<b>0</b>	<b>0.00</b>	<b>21,200,000</b>	<b>0.00</b>	<b>0</b>	<b>0.00</b>
<b>GRAND TOTAL</b>	<b>\$43,547,250</b>	<b>0.00</b>	<b>\$60,365,106</b>	<b>0.00</b>	<b>\$80,710,657</b>	<b>0.00</b>	<b>\$0</b>	<b>0.00</b>



*This page left blank intentionally.*

Department of Transportation					Budget Unit: Multimodal Operations				
Division: Multimodal Operations									
Core: Federal Aviation Assistance					HB Section: 4.550				
1. CORE FINANCIAL SUMMARY									
	FY 2024 Budget Request					FY 2024 Governor's Recommendation			
	GR	Federal	Other	Total		GR	Federal	Other	Total
PS	0	0	0	0	PS	0	0	0	0
EE	0	1,000,000	0	1,000,000	EE	0	0	0	0
PSD	0	56,303,657	0	56,303,657	PSD	0	0	0	0
TRF	0	0	0	0	TRF	0	0	0	0
Total	0	57,303,657	0	57,303,657	Total	0	0	0	0
FTE	0.00	0.00	0.00	0.00	FTE	0.00	0.00	0.00	0.00
HB 4	0	0	0	0	HB 4	0	0	0	0
HB 5	0	0	0	0	HB 5	0	0	0	0
Note: Fringes budgeted in House Bill 5 except for certain fringes budgeted directly to MoDOT, Highway Patrol, and Conservation.					Note: Fringes budgeted in House Bill 5 except for certain fringes budgeted directly to MoDOT, Highway Patrol, and Conservation.				
Other Funds:					Other Funds:				
Notes:					Notes:				
2. CORE DESCRIPTION									
This appropriation allows for expenditures of federal funds through the State Block Grant Program, which is funded by the Federal Aviation Administration (FAA) as part of the Airport Improvement Program (AIP). Missouri is one of 10 states selected by the FAA to administer AIP funds to general aviation, reliever, and small commercial service airports. This program allows for state prioritization of aviation projects within federal guidelines. MoDOT serves as a pass-through agency for the non-primary entitlement program for eligible projects that meet all federal requirements. Larger commercial service airports in Missouri continue to receive federal aviation funding directly from the FAA. The AIP funds are utilized for planning, environmental review, land acquisition, design, and ultimately, project construction. Eligible projects include pavement maintenance, lighting, terminal buildings, hangars, fuel facilities, obstruction removal, and other safety improvements. The FAA requires MoDOT to utilize the project prioritization formula in FAA Order 5090.5 to program state apportionment and discretionary funds. The project prioritization formula considers items such as the number of based aircraft, activity levels, and the type of project requested. Typically the 10 percent match requirement is provided by the local entities. The appropriation allows for the expenditure of federal Coronavirus Aid, Relief, and Economic Security Act (CARES Act) and Coronavirus Response and Relief Supplemental Appropriation Act (CRRSAA) funds. CARES Act and CRRSAA funds are 100 percent federally funded.									
3. PROGRAM LISTING (list programs included in this core funding)									
Missouri has 120 public use airports, 76 of which are identified within the National Plan of Integrated Airport Systems (NPIAS). 68 of the 76 NPIAS airports receive their AIP funding through the State Block Grant Program, while the other eight airports receive their AIP funding directly from the Federal Aviation Administration. This plan establishes basic criteria for airports to be eligible for federal aviation funds. As a block grant state, Missouri receives three types of federal Airport Improvement Program funds for NPIAS airports: non-primary entitlement funds; state apportionment funds; and discretionary funds. MoDOT also administers COVID-19 relief funding for eligible airports in the State Block Grant Program which includes Cares Act, CRRSAA, and American Rescue Plan Act (ARPA) funding.									

## CORE DECISION ITEM

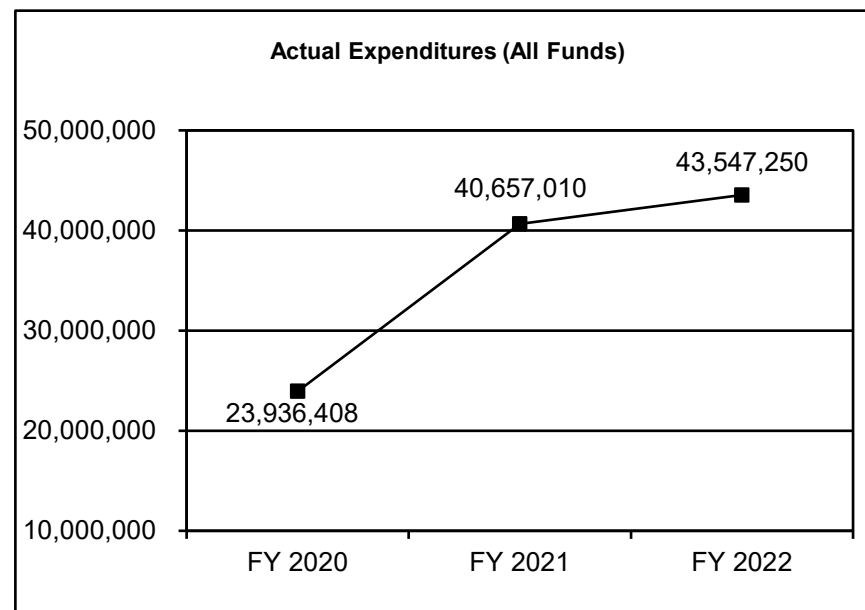
**Department of Transportation**  
**Division: Multimodal Operations**  
**Core: Federal Aviation Assistance**

**Budget Unit: Multimodal Operations**  
**HB Section: 4.550**

## 4. FINANCIAL HISTORY

	FY 2020 Actual	FY 2021 Actual	FY 2022 Actual	FY 2023 Current Yr.
Appropriation (All Funds)	36,000,000	64,952,044	65,373,701	58,158,106
Less Reverted (All Funds)	0	0	0	N/A
Less Restricted (All Funds)*	0	0	0	N/A
Budget Authority (All Funds)	36,000,000	64,952,044	65,373,701	N/A
Actual Expenditures (All Funds)	23,936,408	40,657,010	43,547,250	N/A
Unexpended (All Funds)	12,063,592	24,295,034	21,826,451	N/A
Unexpended, by Fund:				
General Revenue	0	0	0	N/A
Federal	12,063,592	24,295,034	21,826,451	N/A
Other	0	0	0	N/A
	(1), (2)	(1), (2)	(1), (2)	

\*Restricted amount is N/A



Reverted includes the statutory three-percent reserve amount (when applicable).

Restricted includes any Governor's Expenditure Restrictions which remained at the end of the fiscal year (when applicable).

**NOTES:**

(1) Multi-year grants carry forward to future years.

(2) The unexpended balance of the appropriation includes committed budget authority in the form of purchase orders for projects that started in one fiscal year, but did not pay out until the following fiscal year. The following table breaks out these amounts by fiscal year.

	FY 2020	FY 2021	FY 2022
Purchase Orders	\$11,045,555	\$ 6,926,562	\$ 2,469,269

---

**CORE RECONCILIATION**


---

**MO DEPT. OF TRANSPORTATION**


---

**FEDERAL AVIATION ASSISTANCE**


---



---

**5. CORE RECONCILIATION**


---

	Budget Class	FTE	GR	Federal	Other	Total	Explanation
<b>TAFP AFTER VETOES</b>							
	EE	0.00	0	1,000,000	0	1,000,000	
	PD	0.00	0	59,365,106	0	59,365,106	
	<b>Total</b>	<b>0.00</b>	<b>0</b>	<b>60,365,106</b>	<b>0</b>	<b>60,365,106</b>	
<b>DEPARTMENT CORE ADJUSTMENTS</b>							
Core Reduction	[#652] PD	0.00	0	(854,449)	0	(854,449)	Federal Aviation Assistance reduction for prior year expenditures
<b>NET DEPARTMENT CHANGES</b>		<b>0.00</b>	<b>0</b>	<b>(854,449)</b>	<b>0</b>	<b>(854,449)</b>	
<b>DEPARTMENT CORE REQUEST</b>							
	EE	0.00	0	1,000,000	0	1,000,000	
	PD	0.00	0	58,510,657	0	58,510,657	
	<b>Total</b>	<b>0.00</b>	<b>0</b>	<b>59,510,657</b>	<b>0</b>	<b>59,510,657</b>	
<b>GOVERNOR'S RECOMMENDED CORE</b>							
	EE	0.00	0	1,000,000	0	1,000,000	
	PD	0.00	0	58,510,657	0	58,510,657	
	<b>Total</b>	<b>0.00</b>	<b>0</b>	<b>59,510,657</b>	<b>0</b>	<b>59,510,657</b>	

**DECISION ITEM DETAIL**

Budget Unit	FY 2022	FY 2022	FY 2023	FY 2023	FY 2024	FY 2024	*****	*****
Decision Item	ACTUAL	ACTUAL	BUDGET	BUDGET	DEPT REQ	DEPT REQ	SECURED	SECURED
Budget Object Class	DOLLAR	FTE	DOLLAR	FTE	DOLLAR	FTE	COLUMN	COLUMN
<b>FEDERAL AVIATION ASSISTANCE</b>								
<b>CORE</b>								
OTHER EQUIPMENT	0	0.00	1,000,000	0.00	1,000,000	0.00	0	0.00
<b>TOTAL - EE</b>	<b>0</b>	<b>0.00</b>	<b>1,000,000</b>	<b>0.00</b>	<b>1,000,000</b>	<b>0.00</b>	<b>0</b>	<b>0.00</b>
PROGRAM DISTRIBUTIONS	43,547,250	0.00	59,365,106	0.00	58,510,657	0.00	0	0.00
<b>TOTAL - PD</b>	<b>43,547,250</b>	<b>0.00</b>	<b>59,365,106</b>	<b>0.00</b>	<b>58,510,657</b>	<b>0.00</b>	<b>0</b>	<b>0.00</b>
<b>GRAND TOTAL</b>	<b>\$43,547,250</b>	<b>0.00</b>	<b>\$60,365,106</b>	<b>0.00</b>	<b>\$59,510,657</b>	<b>0.00</b>	<b>\$0</b>	<b>0.00</b>
<b>GENERAL REVENUE</b>	<b>\$0</b>	<b>0.00</b>	<b>\$0</b>	<b>0.00</b>	<b>\$0</b>	<b>0.00</b>		<b>0.00</b>
<b>FEDERAL FUNDS</b>	<b>\$43,547,250</b>	<b>0.00</b>	<b>\$60,365,106</b>	<b>0.00</b>	<b>\$59,510,657</b>	<b>0.00</b>		<b>0.00</b>
<b>OTHER FUNDS</b>	<b>\$0</b>	<b>0.00</b>	<b>\$0</b>	<b>0.00</b>	<b>\$0</b>	<b>0.00</b>		<b>0.00</b>

## PROGRAM DESCRIPTION

Department of Transportation

HB Section(s): 4.550

Program Name: Federal Aviation Assistance

Program is found in the following core budget(s): Federal Aviation Assistance

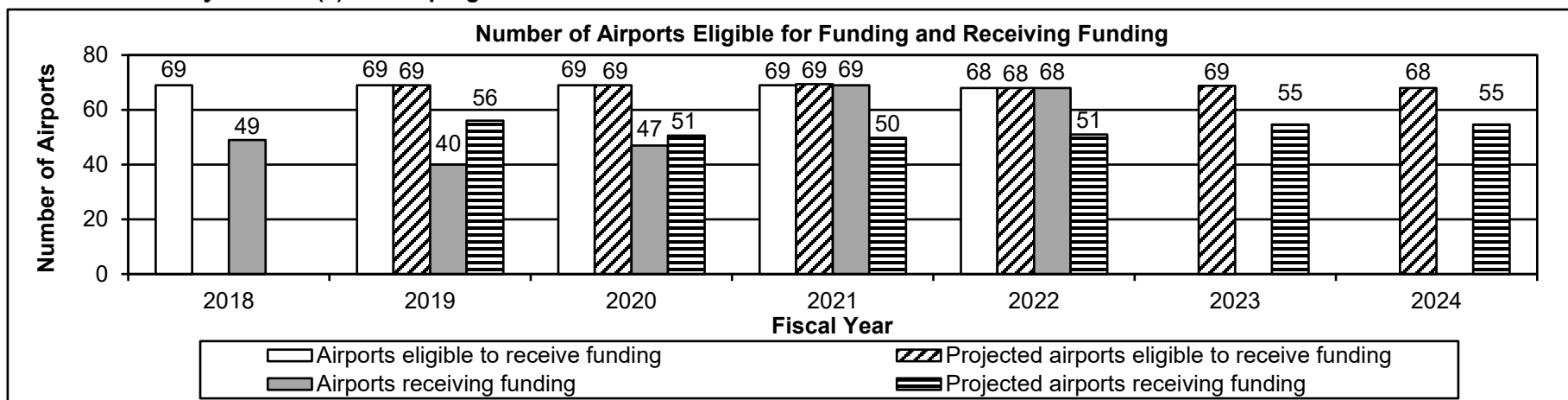
**1a. What strategic priority does this program address?**

Safety - moving Missourians safely

Service - providing outstanding customer service, delivering efficient and innovative transportation projects and operating a reliable transportation system

**1b. What does this program do?**

This program is funded by the Federal Aviation Administration (FAA) as part of the Airport Improvement Program (AIP). Missouri is one of 10 states selected by the FAA to administer AIP funds to general aviation, reliever, and small commercial service airports. Larger commercial service airports in Missouri continue to receive federal aviation funding directly from the FAA. This program allows for state prioritization of aviation projects within federal guidelines. The AIP funds are utilized for planning, environmental review, land acquisition, design, and ultimately, project construction. For an airport to be eligible to receive AIP funds, it must be part of the National Plan of Integrated Airport Systems (NPIAS). Eligible projects include pavement maintenance, lighting, terminal buildings, hangars, fuel facilities, obstruction removal, and other safety improvements. The FAA requires MoDOT to utilize the project prioritization formula in FAA Order 5090.5 to program state apportionment and discretionary funds. The project prioritization formula considers items such as the number of based aircraft, activity levels, and the type of project requested. MoDOT serves as a pass-through agency for the non-primary entitlement program for eligible projects that meet all federal requirements.

**2a. Provide an activity measure(s) for the program.**

The 2023 and 2024 projections for airports eligible to receive funding are based on all 68 airports that could receive federal AIP funding through the State Block Grant Program. The 2023 and 2024 projections for airports receiving funding were calculated by averaging the last five years of airports receiving funding.

## PROGRAM DESCRIPTION

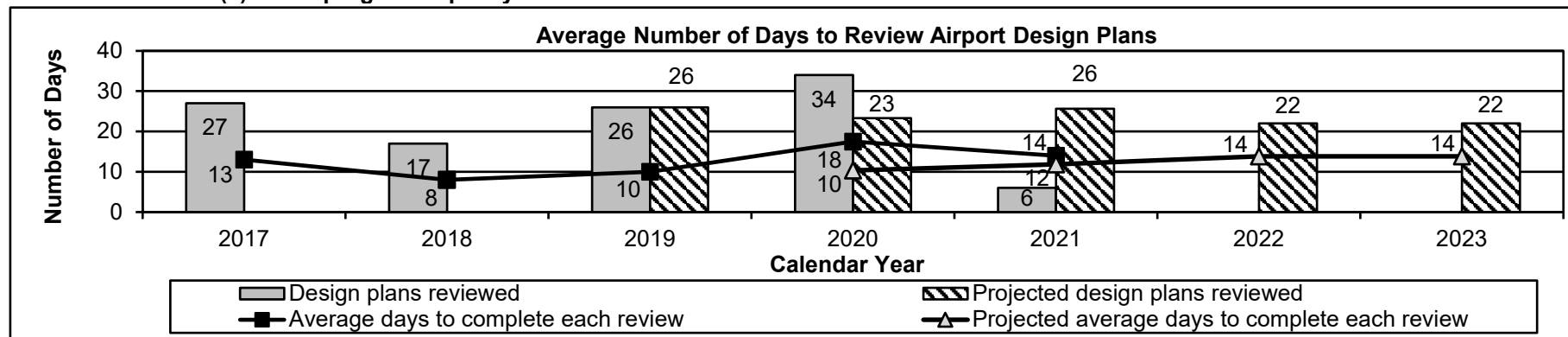
Department of Transportation

HB Section(s): 4.550

Program Name: Federal Aviation Assistance

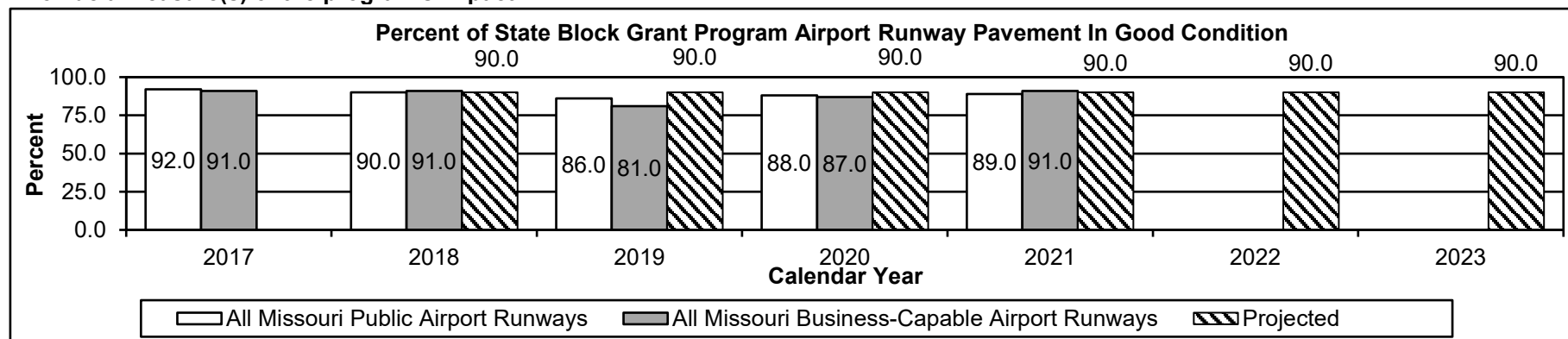
Program is found in the following core budget(s): Federal Aviation Assistance

## 2b. Provide a measure(s) of the program's quality.



All projects using federal or state aviation funds are reviewed by MoDOT prior to bid advertisement. Grant funding for the project is provided after the bid award. The 2022 and 2023 projections are based on the average of actuals for the last three years.

## 2c. Provide a measure(s) of the program's impact.



Business-capable airport runways are runways that are at least 5,000 feet long. The 2022 and 2023 projections were set by the department and are considered the ideal percent of pavement in good condition.

## PROGRAM DESCRIPTION

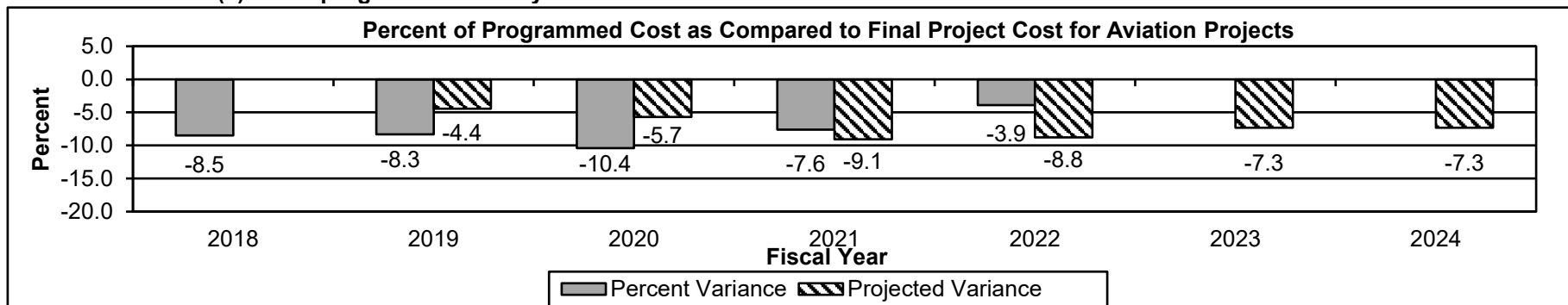
Department of Transportation

HB Section(s): 4.550

Program Name: Federal Aviation Assistance

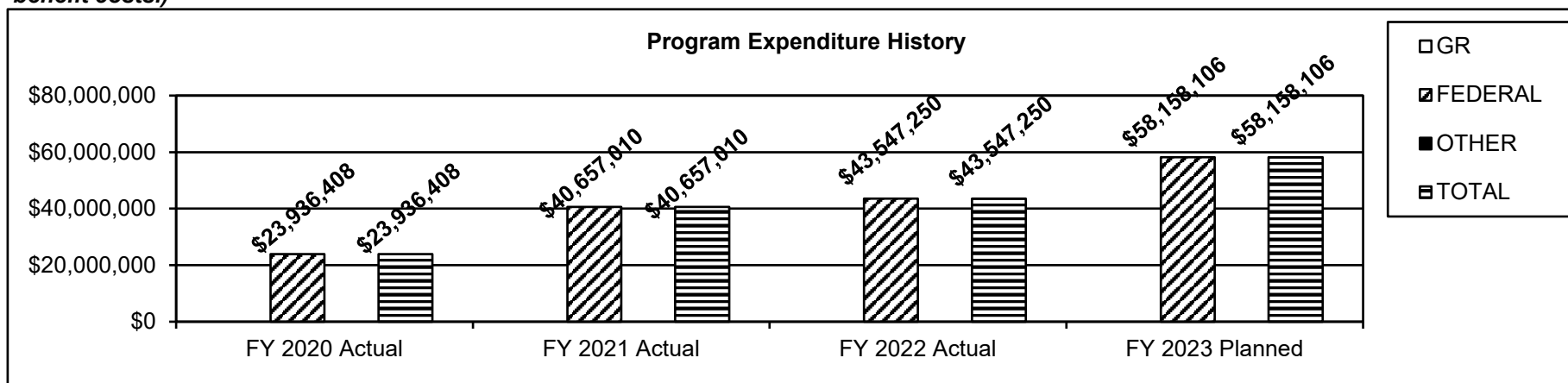
Program is found in the following core budget(s): Federal Aviation Assistance

## 2d. Provide a measure(s) of the program's efficiency.



Aviation projects are programmed or budgeted in the department's Statewide Transportation Improvement Program (STIP). Once a project is awarded and work begins, final project costs can change from the original programmed cost in the STIP. Aviation project cost changes are usually caused by final quantity adjustments, federal inspections, subgrade issues or other additional construction phase service costs. The 2023 and 2024 projections are based on the average of actuals for the last three years.

3. Provide actual expenditures for the prior three fiscal years and planned expenditures for the current fiscal year. (Note: Amounts do not include fringe benefit costs.)





## PROGRAM DESCRIPTION

Department of Transportation

HB Section(s): 4.550Program Name: Federal Aviation AssistanceProgram is found in the following core budget(s): Federal Aviation Assistance**4. What are the sources of the "Other " funds?**

N/A

**5. What is the authorization for this program, i.e., federal or state statute, etc.? (Include the federal program number, if applicable.)**

Title XII of Division B of the CARES Act, Title I of Division L of CRRSAA, Title 49 USC, 33.546 and 305.237, RSMo. and Title 49 USC, 33.546 and 305.237, RSMo.

**6. Are there federal matching requirements? If yes, please explain.**

Yes. Federal funding provides up to 90 percent of eligible project costs with the local sponsor providing at least a 10 percent match; although, for federal AIP grants issued in Federal Fiscal Year 2020 and 2021, the FAA provided 100 percent of eligible project costs. The state can also provide up to 50 percent of the local share on federally funded projects. The CARES Act and CRRSAA funding does not require matching funds.

**7. Is this a federally mandated program? If yes, please explain.**

No



**DECISION ITEM SUMMARY**

<b>Budget Unit</b>								
<b>Decision Item</b>	<b>FY 2022</b>	<b>FY 2022</b>	<b>FY 2023</b>	<b>FY 2023</b>	<b>FY 2024</b>	<b>FY 2024</b>	<b>*****</b>	<b>*****</b>
<b>Budget Object Summary</b>	<b>ACTUAL</b>	<b>ACTUAL</b>	<b>BUDGET</b>	<b>BUDGET</b>	<b>DEPT REQ</b>	<b>DEPT REQ</b>	<b>SECURED</b>	<b>SECURED</b>
<b>Fund</b>	<b>DOLLAR</b>	<b>FTE</b>	<b>DOLLAR</b>	<b>FTE</b>	<b>DOLLAR</b>	<b>FTE</b>	<b>COLUMN</b>	<b>COLUMN</b>
<b>FEDERAL AVIATION ASSISTANCE</b>								
<b>CORE</b>								
EXPENSE & EQUIPMENT								
MULTIMODAL OPERATIONS FEDERAL	0	0.00	1,000,000	0.00	1,000,000	0.00	0	0.00
TOTAL - EE	0	0.00	1,000,000	0.00	1,000,000	0.00	0	0.00
PROGRAM-SPECIFIC								
MULTIMODAL OPERATIONS FEDERAL	42,682,329	0.00	55,103,657	0.00	55,103,657	0.00	0	0.00
MODOT FEDERAL STIMULUS	864,921	0.00	2,054,449	0.00	1,200,000	0.00	0	0.00
MODOT FEDERAL STIM 2021 FUND	0	0.00	2,207,000	0.00	2,207,000	0.00	0	0.00
TOTAL - PD	43,547,250	0.00	59,365,106	0.00	58,510,657	0.00	0	0.00
<b>TOTAL</b>	<b>43,547,250</b>	<b>0.00</b>	<b>60,365,106</b>	<b>0.00</b>	<b>59,510,657</b>	<b>0.00</b>	<b>0</b>	<b>0.00</b>
<b>Federal Aviation Assist. NDI - 1605017</b>								
PROGRAM-SPECIFIC								
MULTIMODAL OPERATIONS FEDERAL	0	0.00	0	0.00	21,200,000	0.00	0	0.00
TOTAL - PD	0	0.00	0	0.00	21,200,000	0.00	0	0.00
<b>TOTAL</b>	<b>0</b>	<b>0.00</b>	<b>0</b>	<b>0.00</b>	<b>21,200,000</b>	<b>0.00</b>	<b>0</b>	<b>0.00</b>
<b>GRAND TOTAL</b>	<b>\$43,547,250</b>	<b>0.00</b>	<b>\$60,365,106</b>	<b>0.00</b>	<b>\$80,710,657</b>	<b>0.00</b>	<b>\$0</b>	<b>0.00</b>

*This page left blank intentionally.*

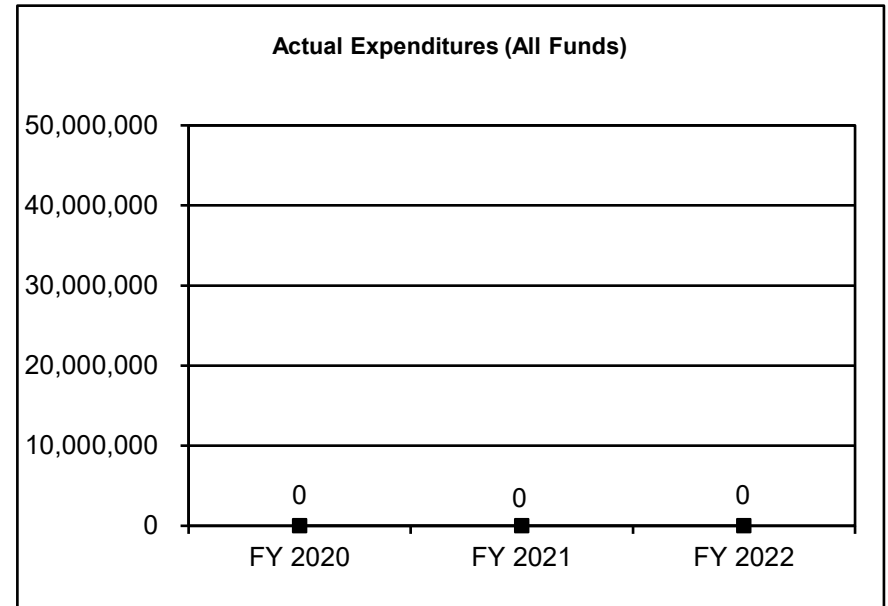
Department of Transportation					Budget Unit: Multimodal Operations				
Division: Multimodal Operations									
Core: ARPA Federal Aviation Assistance					HB Section: 4.550				
1. CORE FINANCIAL SUMMARY									
FY 2024 Budget Request					FY 2024 Governor's Recommendation				
	GR	Federal	Other	Total		GR	Federal	Other	Total
PS	0	0	0	0	PS	0	0	0	0
EE	0	0	0	0	EE	0	0	0	0
PSD	0	2,207,000	0	2,207,000	PSD	0	0	0	0
TRF	0	0	0	0	TRF	0	0	0	0
Total	0	2,207,000	0	2,207,000	Total	0	0	0	0
FTE	0.00	0.00	0.00	0.00	FTE	0.00	0.00	0.00	0.00
HB 4	0	0	0	0	HB 4	0	0	0	0
HB 5	0	0	0	0	HB 5	0	0	0	0
Note: Fringes budgeted in House Bill 5 except for certain fringes budgeted directly to MoDOT, Highway Patrol, and Conservation.					Note: Fringes budgeted in House Bill 5 except for certain fringes budgeted directly to MoDOT, Highway Patrol, and Conservation.				
Other Funds:					Other Funds:				
Notes:					Notes:				
2. CORE DESCRIPTION									
This appropriation allows for the expenditure of federal American Rescue Plan Act of 2021 (ARPA) funds through the State Block Grant Program (SBGP), which is funded by the Federal Aviation Administration (FAA) as part of the Airport Improvement Program. Missouri is one of 10 states selected by the FAA to administer federal aviation funding to general aviation, reliever, and small commercial service airports. ARPA funding can be used for airport operating costs. All of these funds must be expended by August of 2025.									
The FAA established ARPA allocations by airport. This appropriation will allow 64 airports that receive their federal aviation funding through the SBGP to expend their respective ARPA allocations. ARPA allocations are based on airport categories outlined in the FAA 2021-2025 National Plan of Integrated Airport Systems report. Appendix C outlines the airport categories utilized by the FAA to distribute ARPA funding. This program is authorized in Section 7102 of the American Rescue Plan Act of 2021. Section 305.237 RSMo authorizes MoDOT to accept and receive federal funds on behalf of airports in the state.									
3. PROGRAM LISTING (list programs included in this core funding)									
Assist eligible airport sponsors to prevent, prepare for, and respond to COVID-19, including for costs related to operations, personnel, cleaning, sanitization, janitorial services, combating the spread of pathogens at the airport and debt service payments, pursuant to the provisions of the American Rescue Plan Act of 2021.									

## CORE DECISION ITEM

<b>Department of Transportation</b>	<b>Budget Unit:</b> <u>Multimodal Operations</u>
<b>Division: Multimodal Operations</b>	
<b>Core: ARPA Federal Aviation Assistance</b>	<b>HB Section:</b> <u>4.550</u>

**4. FINANCIAL HISTORY**

	<b>FY 2020 Actual</b>	<b>FY 2021 Actual</b>	<b>FY 2022 Actual</b>	<b>FY 2023 Current Yr.</b>
Appropriation (All Funds)	0	0	0	2,207,000
Less Reverted (All Funds)	0	0	0	N/A
Less Restricted (All Funds)*	0	0	0	N/A
Budget Authority (All Funds)	0	0	0	N/A
Actual Expenditures (All Funds)	0	0	0	N/A
Unexpended (All Funds)	0	0	0	N/A
Unexpended, by Fund:				
General Revenue	0	0	0	N/A
Federal	0	0	0	N/A
Other	0	0	0	N/A



\*Restricted amount is N/A

Reverted includes the statutory three-percent reserve amount (when applicable).

Restricted includes any Governor's Expenditure Restrictions which remained at the end of the fiscal year (when applicable).

**NOTES:**

---

**CORE RECONCILIATION**


---

**MO DEPT. OF TRANSPORTATION****FEDERAL AVIATION ASSISTANCE**


---

**5. CORE RECONCILIATION**


---

	Budget Class	FTE	GR	Federal	Other	Total	Explanation
<b>TAFP AFTER VETOES</b>							
	EE	0.00	0	1,000,000	0	1,000,000	
	PD	0.00	0	59,365,106	0	59,365,106	
	<b>Total</b>	<b>0.00</b>	<b>0</b>	<b>60,365,106</b>	<b>0</b>	<b>60,365,106</b>	
<b>DEPARTMENT CORE ADJUSTMENTS</b>							
Core Reduction	[#652] PD	0.00	0	(854,449)	0	(854,449)	Federal Aviation Assistance reduction for prior year expenditures
<b>NET DEPARTMENT CHANGES</b>		<b>0.00</b>	<b>0</b>	<b>(854,449)</b>	<b>0</b>	<b>(854,449)</b>	
<b>DEPARTMENT CORE REQUEST</b>							
	EE	0.00	0	1,000,000	0	1,000,000	
	PD	0.00	0	58,510,657	0	58,510,657	
	<b>Total</b>	<b>0.00</b>	<b>0</b>	<b>59,510,657</b>	<b>0</b>	<b>59,510,657</b>	
<b>GOVERNOR'S RECOMMENDED CORE</b>							
	EE	0.00	0	1,000,000	0	1,000,000	
	PD	0.00	0	58,510,657	0	58,510,657	
	<b>Total</b>	<b>0.00</b>	<b>0</b>	<b>59,510,657</b>	<b>0</b>	<b>59,510,657</b>	

**DECISION ITEM DETAIL**

Budget Unit	FY 2022	FY 2022	FY 2023	FY 2023	FY 2024	FY 2024	*****	*****
Decision Item	ACTUAL	ACTUAL	BUDGET	BUDGET	DEPT REQ	DEPT REQ	SECURED	SECURED
Budget Object Class	DOLLAR	FTE	DOLLAR	FTE	DOLLAR	FTE	COLUMN	COLUMN
<b>FEDERAL AVIATION ASSISTANCE</b>								
<b>CORE</b>								
OTHER EQUIPMENT	0	0.00	1,000,000	0.00	1,000,000	0.00	0	0.00
<b>TOTAL - EE</b>	<b>0</b>	<b>0.00</b>	<b>1,000,000</b>	<b>0.00</b>	<b>1,000,000</b>	<b>0.00</b>	<b>0</b>	<b>0.00</b>
PROGRAM DISTRIBUTIONS	43,547,250	0.00	59,365,106	0.00	58,510,657	0.00	0	0.00
<b>TOTAL - PD</b>	<b>43,547,250</b>	<b>0.00</b>	<b>59,365,106</b>	<b>0.00</b>	<b>58,510,657</b>	<b>0.00</b>	<b>0</b>	<b>0.00</b>
<b>GRAND TOTAL</b>	<b>\$43,547,250</b>	<b>0.00</b>	<b>\$60,365,106</b>	<b>0.00</b>	<b>\$59,510,657</b>	<b>0.00</b>	<b>\$0</b>	<b>0.00</b>
<b>GENERAL REVENUE</b>	<b>\$0</b>	<b>0.00</b>	<b>\$0</b>	<b>0.00</b>	<b>\$0</b>	<b>0.00</b>		<b>0.00</b>
<b>FEDERAL FUNDS</b>	<b>\$43,547,250</b>	<b>0.00</b>	<b>\$60,365,106</b>	<b>0.00</b>	<b>\$59,510,657</b>	<b>0.00</b>		<b>0.00</b>
<b>OTHER FUNDS</b>	<b>\$0</b>	<b>0.00</b>	<b>\$0</b>	<b>0.00</b>	<b>\$0</b>	<b>0.00</b>		<b>0.00</b>



## PROGRAM DESCRIPTION

Department of Transportation

HB Section(s): 4.550

Program Name: ARPA Federal Aviation Assistance

Program is found in the following core budget(s): ARPA Federal Aviation Assistance

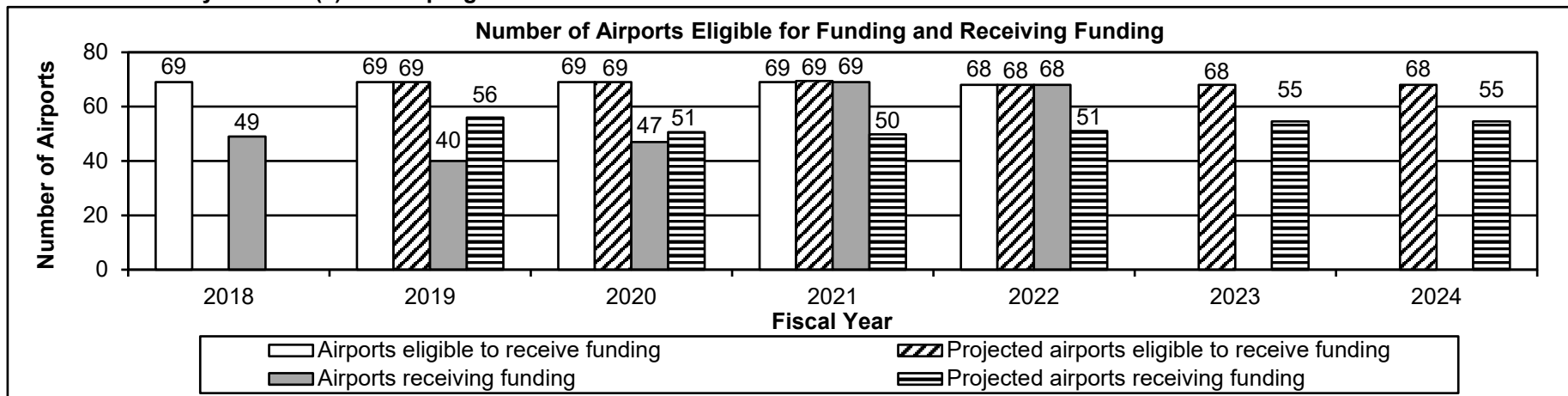
**1a. What strategic priority does this program address?**

Safety - moving Missourians safely

Service - providing outstanding customer service, delivering efficient and innovative transportation projects and operating a reliable transportation system

**1b. What does this program do?**

The FAA established ARPA allocations by airport. This appropriation will allow 64 airports that receive their federal aviation funding through the SBGP to expend their respective ARPA allocations. ARPA allocations are based on airport categories outlined in the FAA 2021-2025 National Plan of Integrated Airport Systems report. Appendix C outlines the airport categories utilized by the FAA to distribute ARPA funding. This program is authorized in Section 7102 of the American Rescue Plan Act of 2021. Section 305.237 RSMo authorizes MoDOT to accept and receive federal funds on behalf of airports in the state.

**2a. Provide an activity measure(s) for the program.**

The 2023 and 2024 projections for airports eligible to receive funding are based on all 68 airports that could receive federal AIP funding through the State Block Grant Program. Of the 68 airports, only 64 will receive ARPA funding. The 2023 and 2024 projections for airports receiving funding were calculated by averaging the last five years of airports receiving funding.

## PROGRAM DESCRIPTION

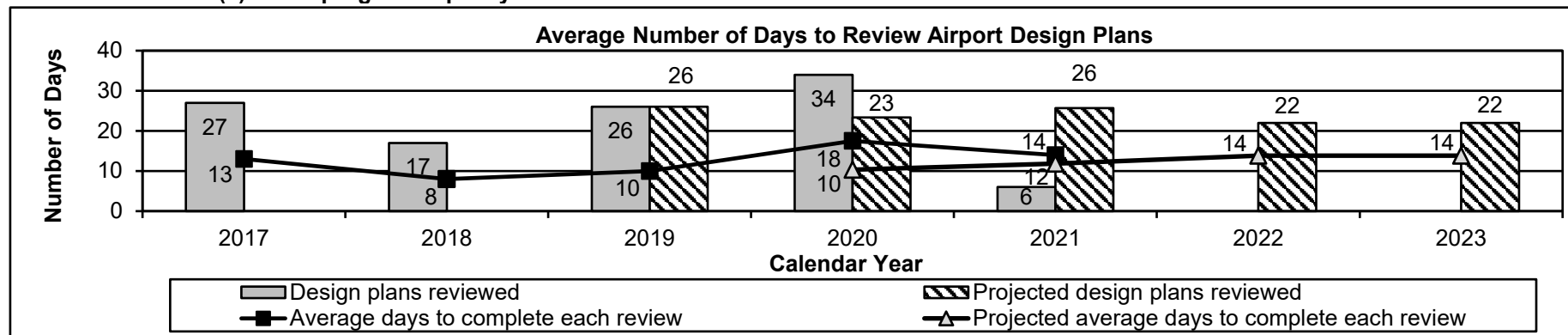
Department of Transportation

HB Section(s): 4.550

Program Name: ARPA Federal Aviation Assistance

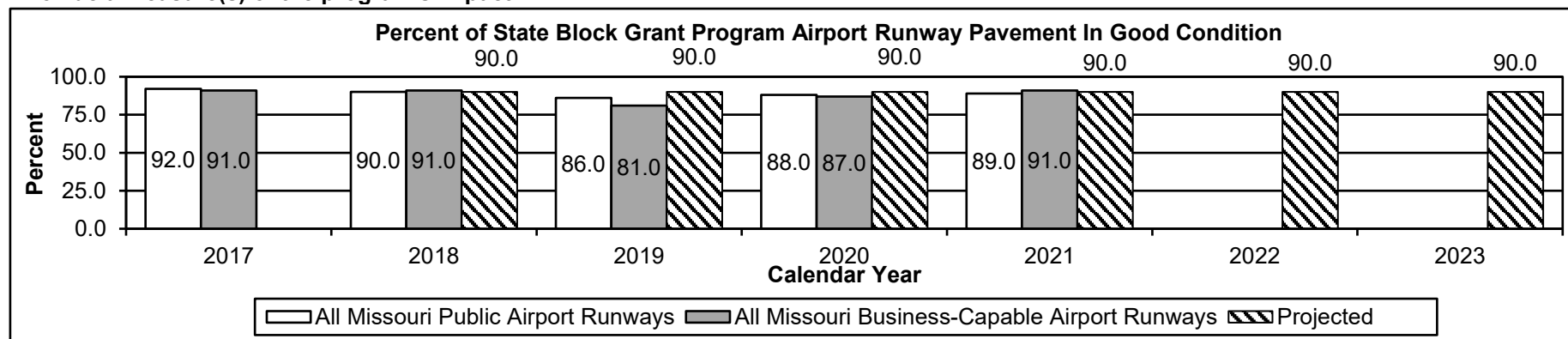
Program is found in the following core budget(s): ARPA Federal Aviation Assistance

## 2b. Provide a measure(s) of the program's quality.



All projects using federal or state aviation funds are reviewed by MoDOT prior to bid advertisement. Grant funding for the project is provided after the bid award. The 2022 and 2023 projections are based on the average of actuals for the last three years.

## 2c. Provide a measure(s) of the program's impact.



Business-capable airport runways are runways that are at least 5,000 feet long. The 2022 and 2023 projections were set by the department and are considered the ideal percent of pavement in good condition.

## PROGRAM DESCRIPTION

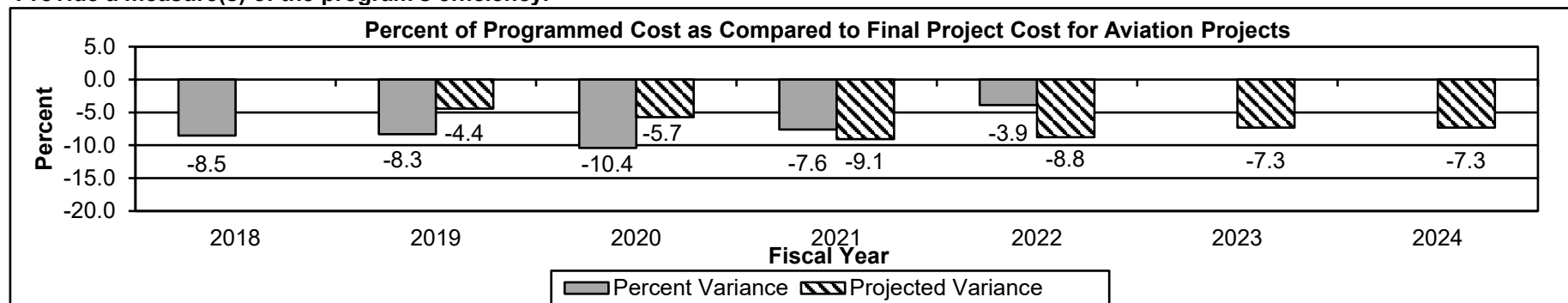
Department of Transportation

HB Section(s): 4.550

Program Name: ARPA Federal Aviation Assistance

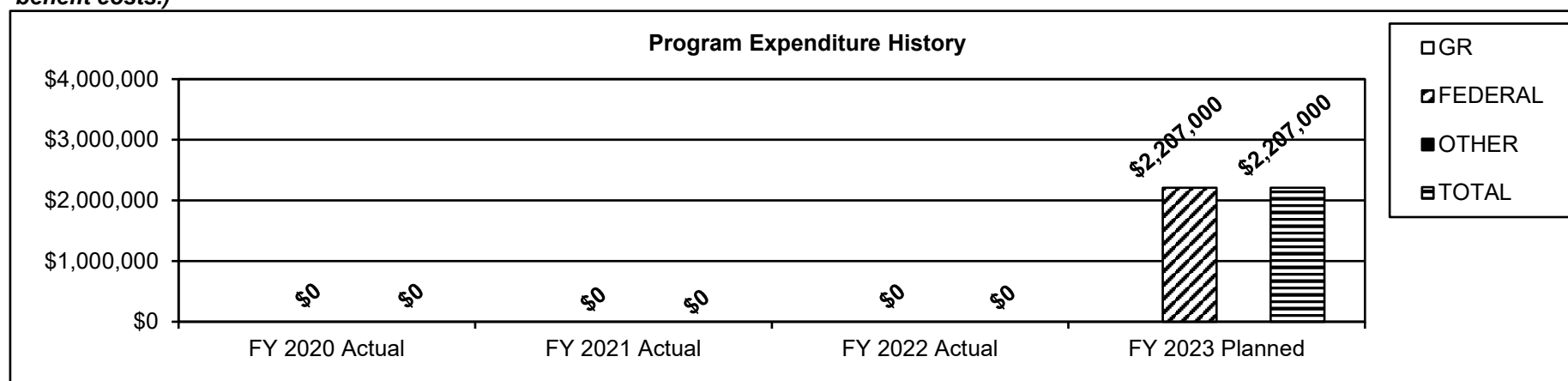
Program is found in the following core budget(s): ARPA Federal Aviation Assistance

## 2d. Provide a measure(s) of the program's efficiency.



Aviation projects are programmed or budgeted in the department's Statewide Transportation Improvement Program (STIP). Once a project is awarded and work begins, final project costs can change from the original programmed cost in the STIP. Aviation project cost changes are usually caused by final quantity adjustments, federal inspections, subgrade issues or other additional construction phase service costs. The 2023 and 2024 projections are based on the average of actuals for the last three years.

3. Provide actual expenditures for the prior three fiscal years and planned expenditures for the current fiscal year. (Note: Amounts do not include fringe benefit costs.)



## PROGRAM DESCRIPTION

Department of Transportation

HB Section(s): 4.550Program Name: ARPA Federal Aviation AssistanceProgram is found in the following core budget(s): ARPA Federal Aviation Assistance

4. What are the sources of the "Other " funds?

N/A

5. What is the authorization for this program, i.e., federal or state statute, etc.? (Include the federal program number, if applicable.)

This program is authorized in Section 7102 of the American Rescue Plan Act of 2021. Section 305.237 RSMo authorizes MoDOT to accept and receive federal funds on behalf of airports in the state.

6. Are there federal matching requirements? If yes, please explain.

No

7. Is this a federally mandated program? If yes, please explain.

No



## NEW DECISION ITEM

RANK: 13 OF 28

Department of Transportation	Budget Unit: <u>Multimodal Operations</u>
Division: <u>Multimodal Operations</u>	
DI Name: <u>Federal Aviation Assistance Expansion</u> DI# <u>1605017</u>	HB Section: <u>4.550</u>

## 1. AMOUNT OF REQUEST

	FY 2024 Budget Request			
	GR	Federal	Other	Total
PS	0	0	0	0
EE	0	0	0	0
PSD	0	21,200,000	0	21,200,000
TRF	0	0	0	0
Total	0	21,200,000	0	21,200,000
FTE	0.00	0.00	0.00	0.00

HB 4	0	0	0	0
HB 5	0	0	0	0

Note: Fringes budgeted in House Bill 5 except for certain fringes budgeted directly to MoDOT, Highway Patrol, and Conservation.

Other Funds:

	FY 2024 Governor's Recommendation			
	GR	Federal	Other	Total
PS	0	0	0	0
EE	0	0	0	0
PSD	0	0	0	0
TRF	0	0	0	0
Total	0	0	0	0
FTE	0.00	0.00	0.00	0.00

HB 4	0	0	0	0
HB 5	0	0	0	0

Note: Fringes budgeted in House Bill 5 except for certain fringes budgeted directly to MoDOT, Highway Patrol, and Conservation.

Other Funds:

## 2. THIS REQUEST CAN BE CATEGORIZED AS:

<input type="checkbox"/> New Legislation	<input type="checkbox"/> New Program	<input type="checkbox"/> Fund Switch
<input type="checkbox"/> Federal Mandate	<input checked="" type="checkbox"/> Program Expansion	<input type="checkbox"/> Cost to Continue
<input type="checkbox"/> GR Pick-Up	<input type="checkbox"/> Space Request	<input type="checkbox"/> Equipment Replacement
<input type="checkbox"/> Pay Plan	<input type="checkbox"/> Other: _____	

## 3. WHY IS THIS FUNDING NEEDED? PROVIDE AN EXPLANATION FOR ITEMS CHECKED IN #2. INCLUDE THE FEDERAL OR STATE STATUTORY OR CONSTITUTIONAL AUTHORIZATION FOR THIS PROGRAM.

This requested expansion item is for congressional earmarks from Transportation, Housing and Urban Development/Community Project Funding/Congressionally Directed Spending.

## NEW DECISION ITEM

RANK: 13 OF 28

<b>Department of Transportation</b>				<b>Budget Unit: Multimodal Operations</b>					
<b>Division: Multimodal Operations</b>									
<b>DI Name: Federal Aviation Assistance Expansion</b>				<b>DI# 1605017</b>		<b>HB Section: 4.550</b>			

**4. DESCRIBE THE DETAILED ASSUMPTIONS USED TO DERIVE THE SPECIFIC REQUESTED AMOUNT. (How did you determine that the requested number of FTE were appropriate? From what source or standard did you derive the requested levels of funding? Were alternatives such as outsourcing or automation considered? If based on new legislation, does request tie to TAFP fiscal note? If not, explain why. Detail which portions of the request are one-times and how those amounts were calculated.)**

The projects are:

- \$9.0 million for the Waynesville-St. Robert Regional Airport Terminal
- \$3.4 million for Jefferson City Memorial Airport air traffic control tower
- \$8.8 million for the Rosecrans Memorial Airport St. Joseph air traffic control tower, terminal building, snow removal equipment building, electrical vault relocation, and design and construction services

**5. BREAK DOWN THE REQUEST BY BUDGET OBJECT CLASS, JOB CLASS, AND FUND SOURCE. IDENTIFY ONE-TIME COSTS.**

Budget Object Class/Job Class	Dept Req GR DOLLARS	Dept Req GR FTE	Dept Req FED DOLLARS	Dept Req FED FTE	Dept Req OTHER DOLLARS	Dept Req OTHER FTE	Dept Req TOTAL DOLLARS	Dept Req TOTAL FTE	Dept Req One-Time DOLLARS
							0	0.0	
							0	0.0	
<b>Total PS</b>	<u>0</u>	<u>0.0</u>	<u>0</u>	<u>0.0</u>	<u>0</u>	<u>0.0</u>	<u>0</u>	<u>0.0</u>	<u>0</u>
							0		
							0		
<b>Total EE</b>	<u>0</u>		<u>0</u>		<u>0</u>		<u>0</u>		<u>0</u>
Program Distributions (800)			21,200,000				21,200,000		
<b>Total PSD</b>	<u>0</u>		<u>21,200,000</u>		<u>0</u>		<u>21,200,000</u>		<u>0</u>
Transfers									
<b>Total TRF</b>	<u>0</u>		<u>0</u>		<u>0</u>		<u>0</u>		<u>0</u>
<b>Grand Total</b>	<u>0</u>	<u>0.0</u>	<u>21,200,000</u>	<u>0.0</u>	<u>0</u>	<u>0.0</u>	<u>21,200,000</u>	<u>0.0</u>	<u>0</u>

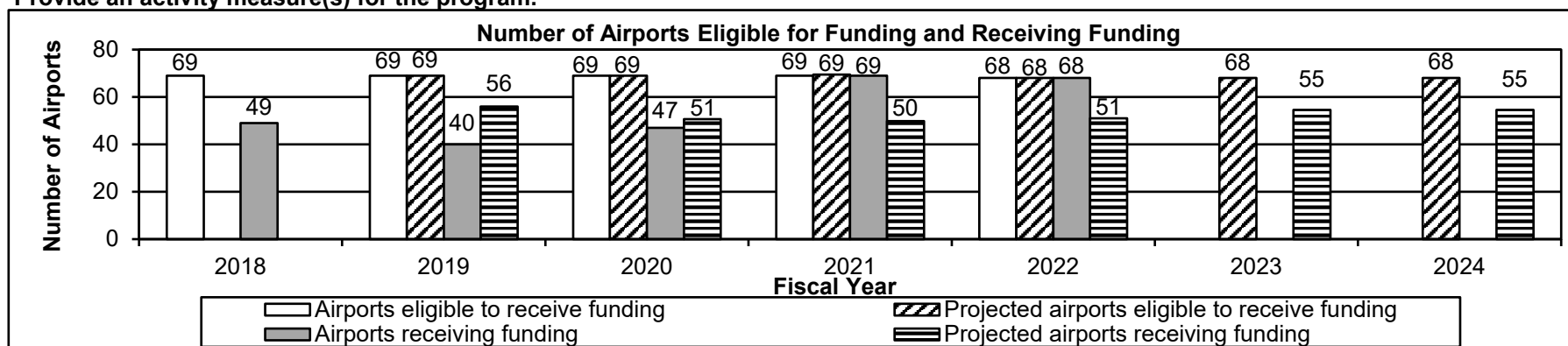
NEW DECISION ITEM  
RANK: 13 OF 28

Department of Transportation  
Division: Multimodal Operations  
DI Name: Federal Aviation Assistance Expansion DI# 1605017

Budget Unit: Multimodal Operations  
HB Section: 4.550

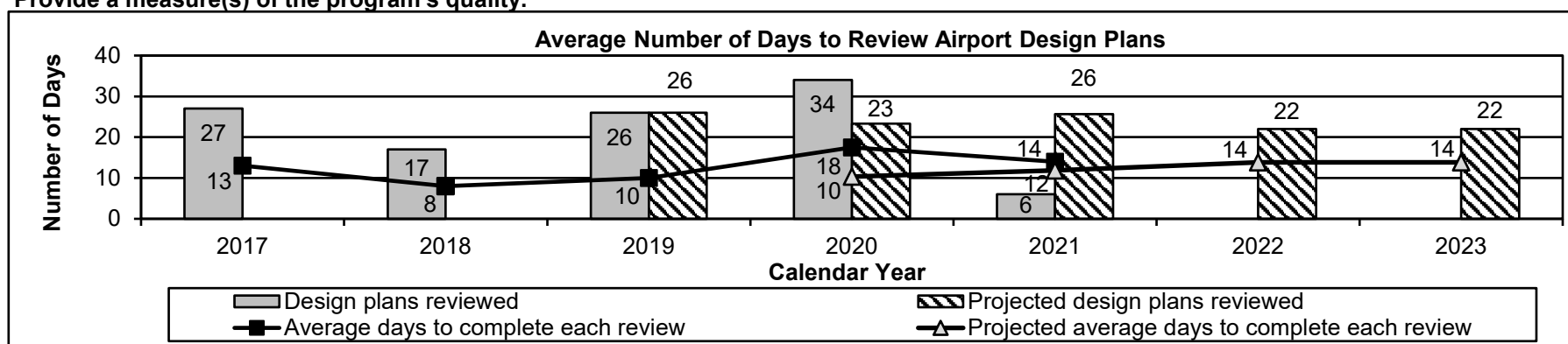
**6. PERFORMANCE MEASURES (If new decision item has an associated core, separately identify projected performance with & without additional funding.)**

**6a. Provide an activity measure(s) for the program.**



The 2023 and 2024 projections for airports eligible to receive funding are based on all 68 airports that could receive federal AIP funding through the State Block Grant Program. The 2023 and 2024 projections for airports receiving funding were calculated by averaging the last five years of airports receiving funding.

**6b. Provide a measure(s) of the program's quality.**



All projects using federal or state aviation funds are reviewed by MoDOT prior to bid advertisement. Grant funding for the project is provided after the bid award. The 2022 and 2023 projections are based on the average of actuals for the last three years.

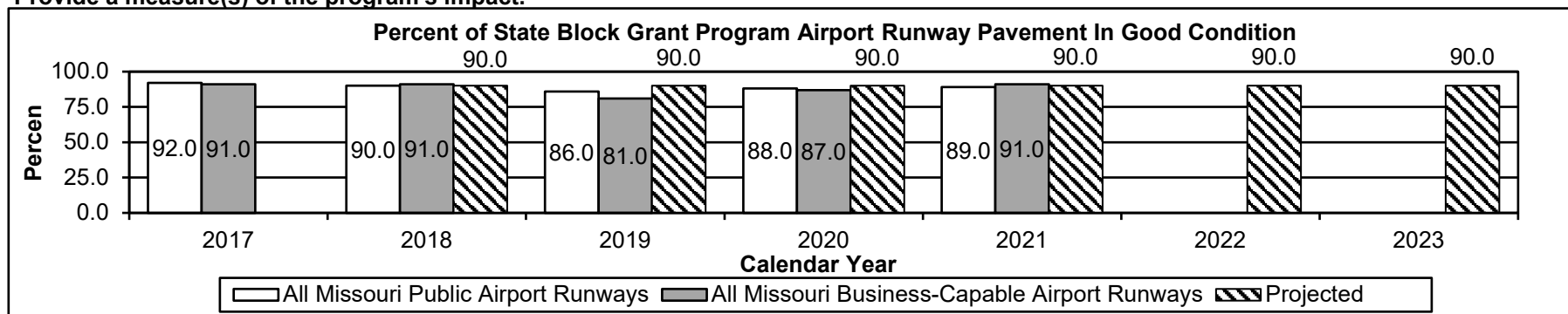


**NEW DECISION ITEM**  
**RANK: 13 OF 28**

**Department of Transportation**  
**Division: Multimodal Operations**  
**DI Name: Federal Aviation Assistance Expansion DI# 1605017**

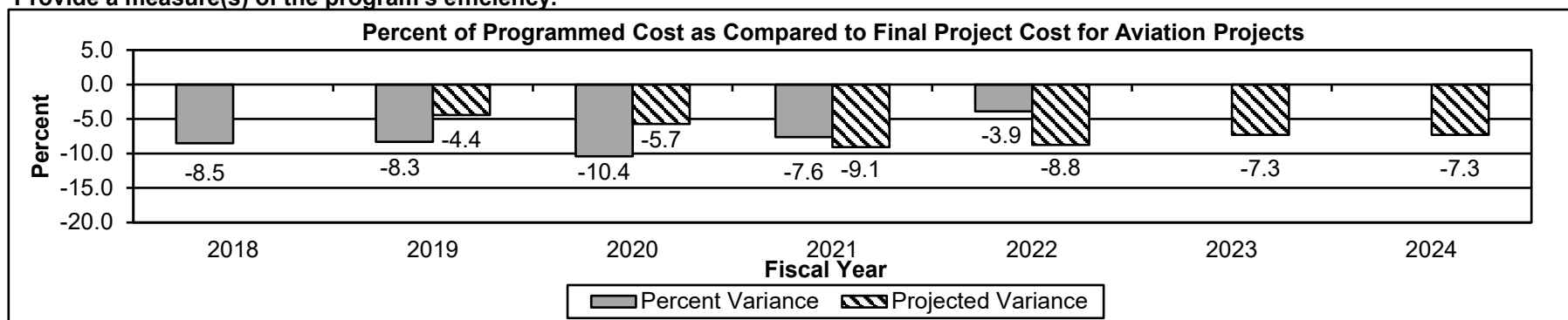
**Budget Unit: Multimodal Operations**  
**HB Section: 4.550**

**6c. Provide a measure(s) of the program's impact.**



Business-capable airport runways are runways that are at least 5,000 feet long. The 2022 and 2023 projections were set by the department and are considered the ideal percent of pavement in good condition.

**6d. Provide a measure(s) of the program's efficiency.**



Aviation projects are programmed or budgeted in the department's Statewide Transportation Improvement Program (STIP). Once a project is awarded and work begins, final project costs can change from the original programmed cost in the STIP. Aviation project cost changes are usually caused by final quantity adjustments, federal inspections, subgrade issues or other additional construction phase service costs. The 2023 and 2024 projections are based on the average of actuals for the last three years.

## NEW DECISION ITEM

RANK: 13 OF 28

**Department of Transportation**  
**Division: Multimodal Operations**  
**DI Name: Federal Aviation Assistance Expansion      DI# 1605017**

**Budget Unit: Multimodal Operations**  
**HB Section: 4.550**

**7. STRATEGIES TO ACHIEVE THE PERFORMANCE MEASUREMENT TARGETS:**

MoDOT's aviation staff will continue to monitor the performance measurement targets when proceeding with projects. Aviation staff will continue to work to improve plan review times and will also work to seek federal funding for projects to improve runway pavement conditions.

**DECISION ITEM DETAIL**

Budget Unit	FY 2022	FY 2022	FY 2023	FY 2023	FY 2024	FY 2024	*****	*****
Decision Item	ACTUAL	ACTUAL	BUDGET	BUDGET	DEPT REQ	DEPT REQ	SECURED	SECURED
Budget Object Class	DOLLAR	FTE	DOLLAR	FTE	DOLLAR	FTE	COLUMN	COLUMN
<b>FEDERAL AVIATION ASSISTANCE</b>								
Federal Aviation Assist. NDI - 1605017								
PROGRAM DISTRIBUTIONS	0	0.00	0	0.00	21,200,000	0.00	0	0.00
<b>TOTAL - PD</b>	<b>0</b>	<b>0.00</b>	<b>0</b>	<b>0.00</b>	<b>21,200,000</b>	<b>0.00</b>	<b>0</b>	<b>0.00</b>
<b>GRAND TOTAL</b>	<b>\$0</b>	<b>0.00</b>	<b>\$0</b>	<b>0.00</b>	<b>\$21,200,000</b>	<b>0.00</b>	<b>\$0</b>	<b>0.00</b>
GENERAL REVENUE	\$0	0.00	\$0	0.00	\$0	0.00		0.00
FEDERAL FUNDS	\$0	0.00	\$0	0.00	\$21,200,000	0.00		0.00
OTHER FUNDS	\$0	0.00	\$0	0.00	\$0	0.00		0.00



**DECISION ITEM SUMMARY**

<b>Budget Unit</b>								
<b>Decision Item</b>	<b>FY 2022</b>	<b>FY 2022</b>	<b>FY 2023</b>	<b>FY 2023</b>	<b>FY 2024</b>	<b>FY 2024</b>	<b>*****</b>	<b>*****</b>
<b>Budget Object Summary</b>	<b>ACTUAL</b>	<b>ACTUAL</b>	<b>BUDGET</b>	<b>BUDGET</b>	<b>DEPT REQ</b>	<b>DEPT REQ</b>	<b>SECURED</b>	<b>SECURED</b>
<b>Fund</b>	<b>DOLLAR</b>	<b>FTE</b>	<b>DOLLAR</b>	<b>FTE</b>	<b>DOLLAR</b>	<b>FTE</b>	<b>COLUMN</b>	<b>COLUMN</b>
<b>PORT AUTH FINANCIAL ASST</b>								
<b>CORE</b>								
PROGRAM-SPECIFIC								
STATE TRANSPORTATION FUND	799,999	0.00	800,000	0.00	800,000	0.00	0	0.00
TOTAL - PD	799,999	0.00	800,000	0.00	800,000	0.00	0	0.00
<b>TOTAL</b>	<b>799,999</b>	<b>0.00</b>	<b>800,000</b>	<b>0.00</b>	<b>800,000</b>	<b>0.00</b>	<b>0</b>	<b>0.00</b>
<b>GRAND TOTAL</b>	<b>\$799,999</b>	<b>0.00</b>	<b>\$800,000</b>	<b>0.00</b>	<b>\$800,000</b>	<b>0.00</b>	<b>\$0</b>	<b>0.00</b>

*This page left blank intentionally.*

## CORE DECISION ITEM

Department of Transportation  
Division: Multimodal Operations  
Core: Port Authority Assistance

Budget Unit: Multimodal Operations

HB Section: 4.555

## 1. CORE FINANCIAL SUMMARY

	FY 2024 Budget Request			
	GR	Federal	Other	Total
PS	0	0	0	0
EE	0	0	0	0
PSD	0	0	800,000	800,000
TRF	0	0	0	0
Total	0	0	800,000	800,000

FTE 0.00 0.00 0.00 0.00

HB 4	0	0	0	0
HB 5	0	0	0	0

Note: Fringes budgeted in House Bill 5 except for certain fringes budgeted directly to MoDOT, Highway Patrol, and Conservation.

Other Funds: State Transportation Fund (0675)

Notes:

	FY 2024 Governor's Recommendation			
	GR	Federal	Other	Total
PS	0	0	0	0
EE	0	0	0	0
PSD	0	0	0	0
TRF	0	0	0	0
Total	0	0	0	0

FTE 0.00 0.00 0.00 0.00

HB 4	0	0	0	0
HB 5	0	0	0	0

Note: Fringes budgeted in House Bill 5 except for certain fringes budgeted directly to MoDOT, Highway Patrol, and Conservation.

Other Funds:

Notes:

## 2. CORE DESCRIPTION

This program provides operating assistance to public port authorities to fund expenses such as salaries, utilities, outreach to prospective businesses, engineering for capital improvements and other general expenses. Ports are the on/off ramps for commerce on the Missouri and Mississippi rivers. Each loaded barge can carry 1,500 tons of bulk products such as fertilizer, grain, aggregate, steel and timber on the rivers in lieu of 58 or more semi trucks on congested roadways. Investments made at the ports create new jobs at the port itself as well as help businesses up to 150 miles away distribute their products to market in a cost-effective manner.

## 3. PROGRAM LISTING (list programs included in this core funding)

Appropriated funds are distributed in July of each fiscal year by a formula developed in collaboration with the 17 port authorities and one three-state port commission. The formula is based upon the development needs of each port facility, a three-year business plan, amount of cargo moved through the port and use of prior funding allocations.

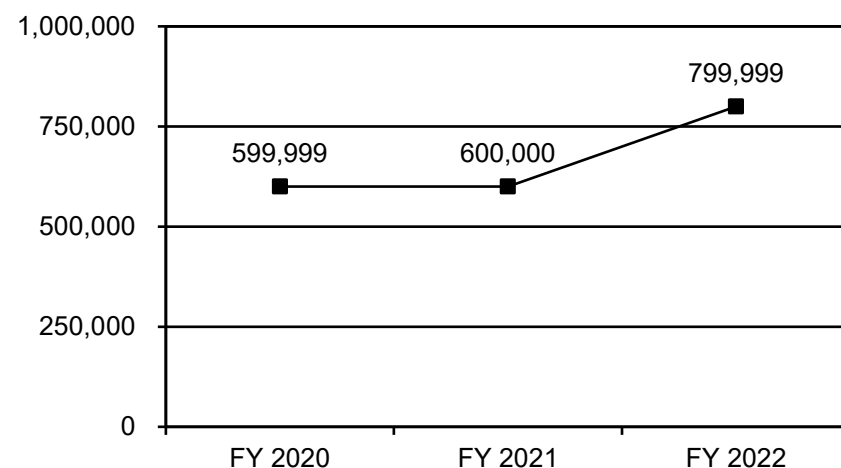
**CORE DECISION ITEM****Department of Transportation****Budget Unit:** Multimodal Operations**Division: Multimodal Operations****Core: Port Authority Assistance****HB Section:** 4.555**4. FINANCIAL HISTORY**

	<b>FY 2020 Actual</b>	<b>FY 2021 Actual</b>	<b>FY 2022 Actual</b>	<b>FY 2023 Current Yr.</b>
Appropriation (All Funds)	600,000	600,000	800,000	800,000
Less Reverted (All Funds)	0	0	0	N/A
Less Restricted (All Funds)*	0	0	0	N/A
Budget Authority (All Funds)	600,000	600,000	800,000	N/A
Actual Expenditures (All Funds)	599,999	600,000	799,999	N/A
Unexpended (All Funds)	1	0	1	N/A
Unexpended, by Fund:				
General Revenue	0	0	0	N/A
Federal	0	0	0	N/A
Other	1	0	1	N/A

\*Restricted amount is N/A

Reverted includes the statutory three percent reserve amount (when applicable).

Restricted includes any Governor's Expenditure Restrictions which remained at the end of the fiscal year (when applicable).

**NOTES:****Actual Expenditures (All Funds)**



---

**CORE RECONCILIATION**


---

**MO DEPT. OF TRANSPORTATION**


---

**PORT AUTH FINANCIAL ASST**


---



---

**5. CORE RECONCILIATION**


---

	Budget Class	FTE	GR	Federal	Other	Total	Explanation
<b>TAFP AFTER VETOES</b>							
	PD	0.00	0	0	800,000	800,000	
	<b>Total</b>	<b>0.00</b>	<b>0</b>	<b>0</b>	<b>800,000</b>	<b>800,000</b>	
<b>DEPARTMENT CORE REQUEST</b>							
	PD	0.00	0	0	800,000	800,000	
	<b>Total</b>	<b>0.00</b>	<b>0</b>	<b>0</b>	<b>800,000</b>	<b>800,000</b>	
<b>GOVERNOR'S RECOMMENDED CORE</b>							
	PD	0.00	0	0	800,000	800,000	
	<b>Total</b>	<b>0.00</b>	<b>0</b>	<b>0</b>	<b>800,000</b>	<b>800,000</b>	

**DECISION ITEM DETAIL**

Budget Unit	FY 2022	FY 2022	FY 2023	FY 2023	FY 2024	FY 2024	*****	*****
Decision Item	ACTUAL	ACTUAL	BUDGET	BUDGET	DEPT REQ	DEPT REQ	SECURED	SECURED
Budget Object Class	DOLLAR	FTE	DOLLAR	FTE	DOLLAR	FTE	COLUMN	COLUMN
<b>PORT AUTH FINANCIAL ASST</b>								
<b>CORE</b>								
PROGRAM DISTRIBUTIONS	799,999	0.00	800,000	0.00	800,000	0.00	0	0.00
<b>TOTAL - PD</b>	<b>799,999</b>	<b>0.00</b>	<b>800,000</b>	<b>0.00</b>	<b>800,000</b>	<b>0.00</b>	<b>0</b>	<b>0.00</b>
<b>GRAND TOTAL</b>	<b>\$799,999</b>	<b>0.00</b>	<b>\$800,000</b>	<b>0.00</b>	<b>\$800,000</b>	<b>0.00</b>	<b>\$0</b>	<b>0.00</b>
GENERAL REVENUE	\$0	0.00	\$0	0.00	\$0	0.00		0.00
FEDERAL FUNDS	\$0	0.00	\$0	0.00	\$0	0.00		0.00
OTHER FUNDS	\$799,999	0.00	\$800,000	0.00	\$800,000	0.00		0.00

## PROGRAM DESCRIPTION

Department of Transportation

HB Section(s): 4.555

Program Name: Port Authority Assistance

Program is found in the following core budget(s): Port Authority Assistance

**1a. What strategic priority does this program address?**

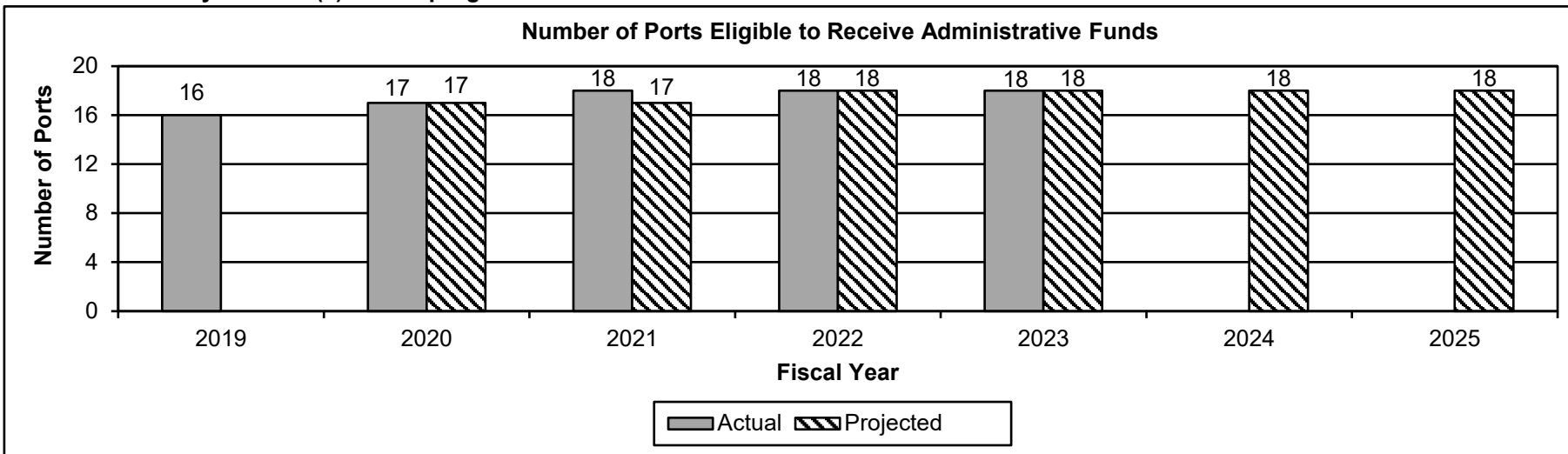
Safety - moving Missourians safely

Service - providing outstanding customer service, delivering efficient and innovative transportation projects and operating a reliable transportation system

Stability - managing our assets, stabilizing resources and engaging our workforce and building a prosperous economy for all Missourians

**1b. What does this program do?**

This program provides operating assistance to public port authorities to fund expenses such as salaries, utilities, outreach to prospective businesses, engineering for capital improvements and other general expenses. Ports are the on/off ramps for commerce on the Missouri and Mississippi rivers. Each loaded barge can carry 1,500 tons of bulk products such as fertilizer, grain, aggregate, steel and timber on the rivers in lieu of 58 or more semi trucks on congested roadways. Investments made at the ports create new jobs at the port itself as well as help businesses up to 150 miles away distribute their product to market in a cost-effective manner.

**2a. Provide an activity measure(s) for the program.**

This measure includes Missouri ports as well as one three-state port commission. The 2024 and 2025 projections are based on the ports currently eligible for administrative funding in fiscal year 2023. Ports must be actively pursuing movement of waterborne freight or passengers in order to receive funding.

## PROGRAM DESCRIPTION

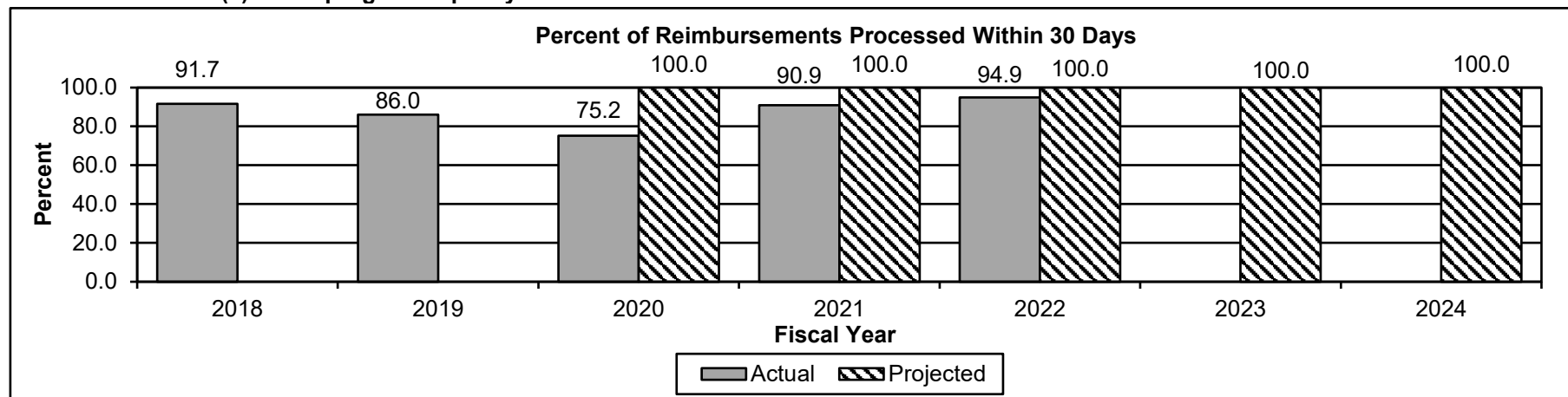
Department of Transportation

HB Section(s): 4.555

Program Name: Port Authority Assistance

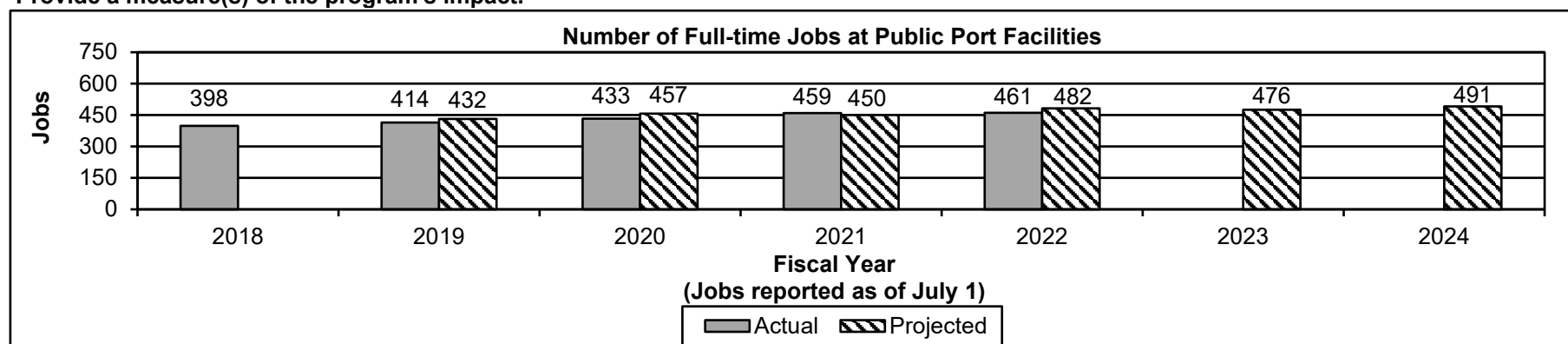
Program is found in the following core budget(s): Port Authority Assistance

## 2b. Provide a measure(s) of the program's quality.



The ports receive funding by submitting their expenses to MoDOT for reimbursement. The main reason for reimbursements not being processed within 30 days is the delay in receiving additional documentation from the ports. The 2023 and 2024 projections were set at 100 percent due to recent processing enhancements.

## 2c. Provide a measure(s) of the program's impact.



The fiscal year 2023 and 2024 projections are based on average growth from 2020 to 2022.

## PROGRAM DESCRIPTION

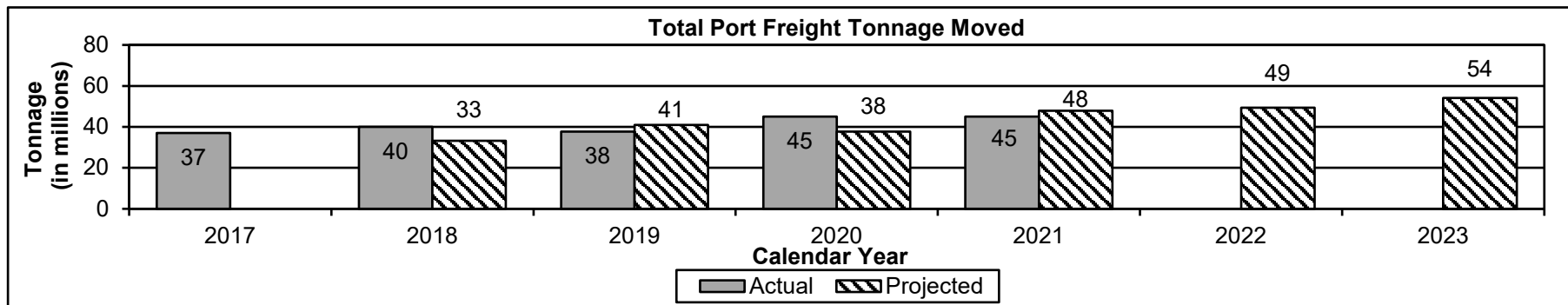
Department of Transportation

HB Section(s): 4.555

Program Name: Port Authority Assistance

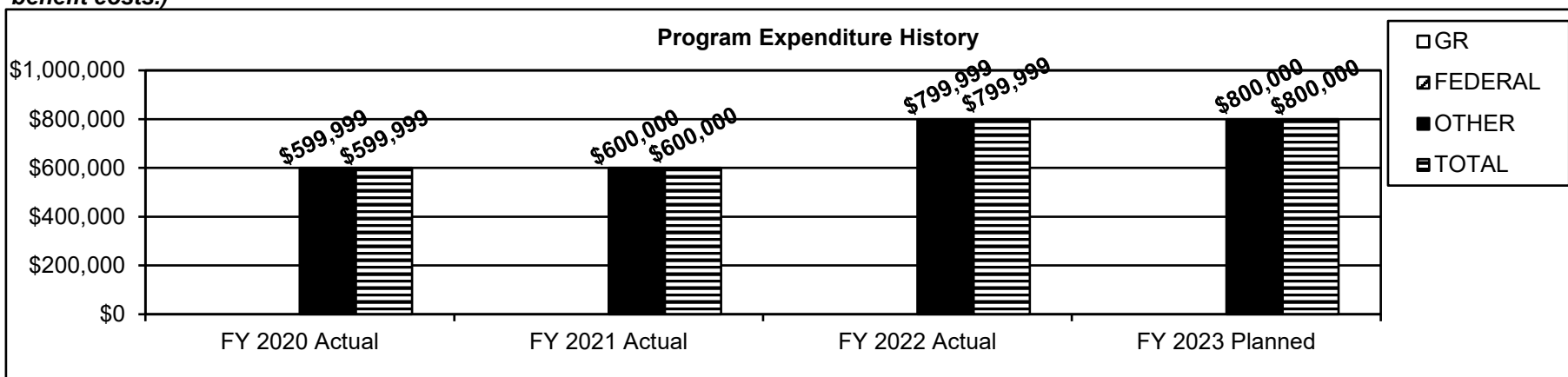
Program is found in the following core budget(s): Port Authority Assistance

## 2d. Provide a measure(s) of the program's efficiency.



Each loaded barge can carry 1,500 tons of bulk products such as fertilizer, grain, aggregate, steel and timber on the rivers in lieu of 58 or more semi trucks on congested roadways. Missouri experienced an average annual increase of 9.2 percent in freight movements from calendar year 2019 to 2021. The 2022 and 2023 projections are based on projecting a 9.2 percent increase in tonnage moved each year.

## 3. Provide actual expenditures for the prior three fiscal years and planned expenditures for the current fiscal year. (Note: Amounts do not include fringe benefit costs.)



## PROGRAM DESCRIPTION

Department of Transportation

HB Section(s): 4.555

Program Name: Port Authority Assistance

Program is found in the following core budget(s): Port Authority Assistance

**4. What are the sources of the "Other " funds?**

State Transportation Fund (0675)

**5. What is the authorization for this program, i.e., federal or state statute, etc.? (Include the federal program number, if applicable.)**

Article IV, Section 30(c), MO Constitution, 68.035, 68.065 and 226.225, RSMo.

**6. Are there federal matching requirements? If yes, please explain.**

No

**7. Is this a federally mandated program? If yes, please explain.**

No



**DECISION ITEM SUMMARY**

Budget Unit									
Decision Item	FY 2022	FY 2022	FY 2023	FY 2023	FY 2024	FY 2024	*****	*****	
Budget Object Summary	ACTUAL	ACTUAL	BUDGET	BUDGET	DEPT REQ	DEPT REQ	SECURED	SECURED	
Fund	DOLLAR	FTE	DOLLAR	FTE	DOLLAR	FTE	COLUMN	COLUMN	
<b>PORT AUTH CAPITAL IMPROVEMT P</b>									
<b>CORE</b>									
PROGRAM-SPECIFIC									
GENERAL REVENUE	11,264,088	0.00	11,620,577	0.00	11,620,577	0.00	0	0.00	
BUDGET STABILIZATION	0	0.00	25,000,000	0.00	0	0.00	0	0.00	
TOTAL - PD	11,264,088	0.00	36,620,577	0.00	11,620,577	0.00	0	0.00	
<b>TOTAL</b>	<b>11,264,088</b>	<b>0.00</b>	<b>36,620,577</b>	<b>0.00</b>	<b>11,620,577</b>	<b>0.00</b>	<b>0</b>	<b>0.00</b>	
<b>Jefferson County Port NDI - 1605018</b>									
PROGRAM-SPECIFIC									
BUDGET STABILIZATION	0	0.00	0	0.00	25,000,000	0.00	0	0.00	
TOTAL - PD	0	0.00	0	0.00	25,000,000	0.00	0	0.00	
<b>TOTAL</b>	<b>0</b>	<b>0.00</b>	<b>0</b>	<b>0.00</b>	<b>25,000,000</b>	<b>0.00</b>	<b>0</b>	<b>0.00</b>	
<b>Port Authority CI NDI - 1605020</b>									
PROGRAM-SPECIFIC									
GENERAL REVENUE	0	0.00	0	0.00	5,650,000	0.00	0	0.00	
TOTAL - PD	0	0.00	0	0.00	5,650,000	0.00	0	0.00	
<b>TOTAL</b>	<b>0</b>	<b>0.00</b>	<b>0</b>	<b>0.00</b>	<b>5,650,000</b>	<b>0.00</b>	<b>0</b>	<b>0.00</b>	
<b>GRAND TOTAL</b>	<b>\$11,264,088</b>	<b>0.00</b>	<b>\$36,620,577</b>	<b>0.00</b>	<b>\$42,270,577</b>	<b>0.00</b>	<b>\$0</b>	<b>0.00</b>	



*This page left blank intentionally.*

<b>Department of Transportation</b>					<b>Budget Unit: Multimodal Operations</b>				
<b>Division: Multimodal Operations</b>									
<b>Core: Port Authorities Capital Improvement</b>					<b>HB Section: 4.555</b>				
<b>1. CORE FINANCIAL SUMMARY</b>									
<b>FY 2024 Budget Request</b>					<b>FY 2024 Governor's Recommendation</b>				
	<b>GR</b>	<b>Federal</b>	<b>Other</b>	<b>Total</b>		<b>GR</b>	<b>Federal</b>	<b>Other</b>	<b>Total</b>
<b>PS</b>	0	0	0	0	<b>PS</b>	0	0	0	0
<b>EE</b>	0	0	0	0	<b>EE</b>	0	0	0	0
<b>PSD</b>	11,620,577	0	0	11,620,577	<b>PSD</b>	0	0	0	0
<b>TRF</b>	0	0	0	0	<b>TRF</b>	0	0	0	0
<b>Total</b>	<b>11,620,577</b>	<b>0</b>	<b>0</b>	<b>11,620,577</b>	<b>Total</b>	<b>0</b>	<b>0</b>	<b>0</b>	<b>0</b>
<b>FTE</b>	<b>0.00</b>	<b>0.00</b>	<b>0.00</b>	<b>0.00</b>	<b>FTE</b>	<b>0.00</b>	<b>0.00</b>	<b>0.00</b>	<b>0.00</b>
<b>HB 4</b>	0	0	0	0	<b>HB 4</b>	0	0	0	0
<b>HB 5</b>	0	0	0	0	<b>HB 5</b>	0	0	0	0
<i>Note: Fringes budgeted in House Bill 5 except for certain fringes budgeted directly to MoDOT, Highway Patrol, and Conservation.</i>					<i>Note: Fringes budgeted in House Bill 5 except for certain fringes budgeted directly to MoDOT, Highway Patrol, and Conservation.</i>				
Other Funds:					Other Funds:				
Notes:					Notes:				
<b>2. CORE DESCRIPTION</b>									
Article IV, Section 30(c), MO Constitution and Sections 33.543 and 68.035, RSMo provide authorization for MoDOT to administer any general revenue appropriated by the legislature for the Public Port Capital Improvements Program (PPCIP). Ports are the on/off ramps for commerce on the Missouri and Mississippi rivers. Ports leverage capital improvement program funds with private and federal funding to respond to business needs. This combination of funding increases freight commerce moved through the ports in Missouri, improving connections between transportation modes, and spurring economic growth and jobs. Projects funded through this program include construction of docks, purchase of cranes, construction and rehabilitation of the port-owned rail facilities, and construction of fleeting facilities. Strategic investments made at the ports create new jobs at the port itself as well as help businesses located 150 miles or more away stay competitive in domestic and global markets. According to the 2017 Economic Impact Study for Missouri Ports, the public ports support 290,000 jobs and 34 percent of Missouri's economy resulting in \$2.4 billion in state and local tax revenue.									
<b>3. PROGRAM LISTING (list programs included in this core funding)</b>									
Projects are selected annually through a collaborative process involving the Executive Directors of the Port Authorities and MoDOT. Each port presents capital asset needs to the group for discussion, including topics such as job creation, timelines for completion, how quickly the asset is needed for a business and whether the asset is needed for a current business, committed business or potential business. The group collectively ranks each need, then uses these rankings to develop a fiscally constrained project listing. The project needs list changes each year due to rapidly changing economic development needs. MoDOT's Statewide Transportation Improvement Program (STIP) includes a list of unfunded needs identified by the ports.									

## CORE DECISION ITEM

<b>Department of Transportation</b>	<b>Budget Unit:</b> <u>Multimodal Operations</u>
<b>Division: Multimodal Operations</b>	
<b>Core: Port Authorities Capital Improvement</b>	<b>HB Section:</b> <u>4.555</u>

**4. FINANCIAL HISTORY**

	<b>FY 2020 Actual</b>	<b>FY 2021 Actual</b>	<b>FY 2022 Actual</b>	<b>FY 2023 Current Yr.</b>
Appropriation (All Funds)	6,400,000	5,290,458	11,620,577	36,620,577
Less Reverted (All Funds)	(192,000)	(158,714)	(348,617)	(348,617)
Less Restricted (All Funds)*	(1,109,542)	0	0	N/A
Budget Authority (All Funds)	5,098,458	5,131,744	11,271,960	N/A
Actual Expenditures (All Funds)	5,098,458	5,131,744	11,264,088	N/A
Unexpended (All Funds)	0	0	7,872	N/A
Unexpended, by Fund:				
General Revenue	0	0	7,872	N/A
Federal	0	0	0	N/A
Other	0	0	0	N/A

(1)

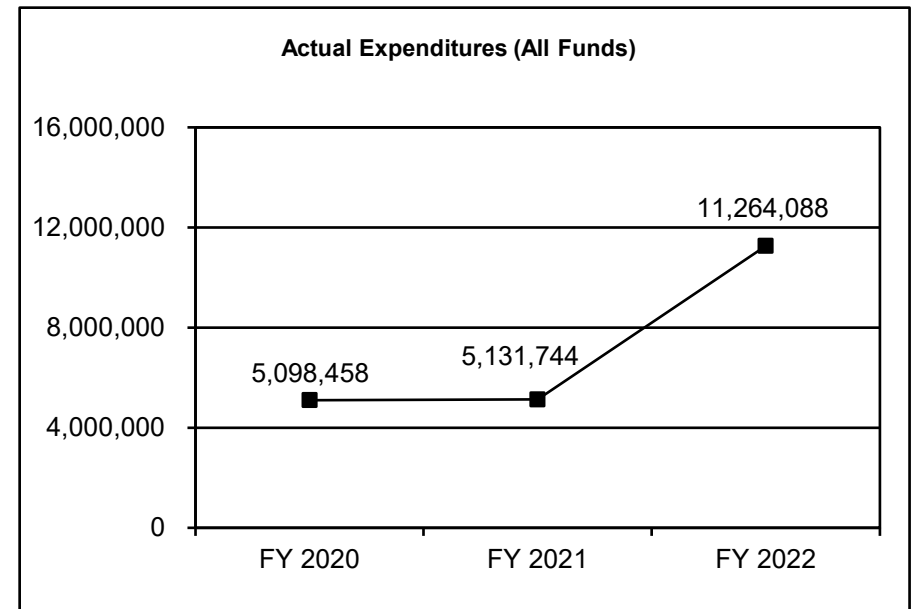
\*Restricted amount is as of 7/1/22

Reverted includes the statutory three percent reserve amount (when applicable).

Restricted includes any Governor's Expenditure Restrictions which remained at the end of the fiscal year (when applicable).

**NOTES:**

(1) The fiscal year 2020 actual expenditures do not include House Bill 18 actual expenditures of \$2,909,999.



---

**CORE RECONCILIATION**


---

**MO DEPT. OF TRANSPORTATION**  
**PORT AUTH CAPITAL IMPROVEMT P**


---



---

**5. CORE RECONCILIATION**


---

		Budget Class	FTE	GR	Federal	Other	Total	Explanation
<b>TAFP AFTER VETOES</b>								
	PD		0.00	11,620,577	25,000,000	0	36,620,577	
	<b>Total</b>		<b>0.00</b>	<b>11,620,577</b>	<b>25,000,000</b>	<b>0</b>	<b>36,620,577</b>	
<b>DEPARTMENT CORE ADJUSTMENTS</b>								
1x Expenditures	[#655]	PD	0.00	0	(25,000,000)	0	(25,000,000)	Jefferson County Port Authority Capital Improvement reduction for one-time appropriation authority
<b>NET DEPARTMENT CHANGES</b>			<b>0.00</b>	<b>0</b>	<b>(25,000,000)</b>	<b>0</b>	<b>(25,000,000)</b>	
<b>DEPARTMENT CORE REQUEST</b>								
	PD		0.00	11,620,577	0	0	11,620,577	
	<b>Total</b>		<b>0.00</b>	<b>11,620,577</b>	<b>0</b>	<b>0</b>	<b>11,620,577</b>	
<b>GOVERNOR'S RECOMMENDED CORE</b>								
	PD		0.00	11,620,577	0	0	11,620,577	
	<b>Total</b>		<b>0.00</b>	<b>11,620,577</b>	<b>0</b>	<b>0</b>	<b>11,620,577</b>	

**DECISION ITEM DETAIL**

Budget Unit	FY 2022	FY 2022	FY 2023	FY 2023	FY 2024	FY 2024	*****	*****
Decision Item	ACTUAL	ACTUAL	BUDGET	BUDGET	DEPT REQ	DEPT REQ	SECURED	SECURED
Budget Object Class	DOLLAR	FTE	DOLLAR	FTE	DOLLAR	FTE	COLUMN	COLUMN
<b>PORT AUTH CAPITAL IMPROVEMT P</b>								
<b>CORE</b>								
PROGRAM DISTRIBUTIONS	11,264,088	0.00	36,620,577	0.00	11,620,577	0.00	0	0.00
<b>TOTAL - PD</b>	<b>11,264,088</b>	<b>0.00</b>	<b>36,620,577</b>	<b>0.00</b>	<b>11,620,577</b>	<b>0.00</b>	<b>0</b>	<b>0.00</b>
<b>GRAND TOTAL</b>	<b>\$11,264,088</b>	<b>0.00</b>	<b>\$36,620,577</b>	<b>0.00</b>	<b>\$11,620,577</b>	<b>0.00</b>	<b>\$0</b>	<b>0.00</b>
<b>GENERAL REVENUE</b>	<b>\$11,264,088</b>	<b>0.00</b>	<b>\$11,620,577</b>	<b>0.00</b>	<b>\$11,620,577</b>	<b>0.00</b>		<b>0.00</b>
<b>FEDERAL FUNDS</b>	<b>\$0</b>	<b>0.00</b>	<b>\$25,000,000</b>	<b>0.00</b>	<b>\$0</b>	<b>0.00</b>		<b>0.00</b>
<b>OTHER FUNDS</b>	<b>\$0</b>	<b>0.00</b>	<b>\$0</b>	<b>0.00</b>	<b>\$0</b>	<b>0.00</b>		<b>0.00</b>

## PROGRAM DESCRIPTION

Department of Transportation

HB Section(s): 4.555

Program Name: Port Authorities Capital Improvement

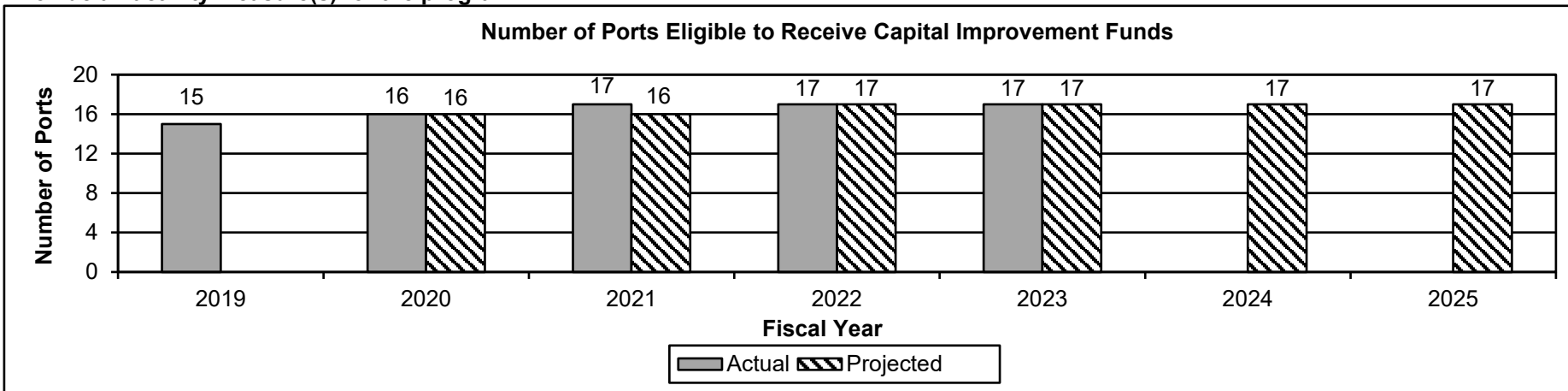
Program is found in the following core budget(s): Port Authorities Capital Improvement

**1a. What strategic priority does this program address?**

Service - providing outstanding customer service, delivering efficient and innovative transportation projects and operating a reliable transportation system

**1b. What does this program do?**

Ports are the on/off ramps for commerce on the Missouri and Mississippi rivers. Public port authorities use these capital improvement funds to respond to existing or future business opportunities at the port and leverage with private and federal investment. These improvements increase commerce on Missouri's waterways, improve connections between transportation modes, and spur economic growth and jobs. Projects funded through this program include construction of docks, purchase of cranes, construction and rehabilitation of the port-owned rail facilities, and construction of fleeting facilities. Strategic investments made at the ports create new jobs at the port itself as well as help businesses located 150 miles or more away stay competitive in domestic and global markets. According to the 2017 Economic Impact Study for Missouri Ports, the public ports support 290,000 jobs and 34 percent of Missouri's economy resulting in \$2.4 billion in state and local tax revenue.

**2a. Provide an activity measure(s) for the program.**

The Mid-America Port Commission is ineligible for capital improvement funding because it is a tri-state commission and not a port authority. The 2024 and 2025 projections are based on the ports currently eligible for capital improvement funding in fiscal year 2023.

## PROGRAM DESCRIPTION

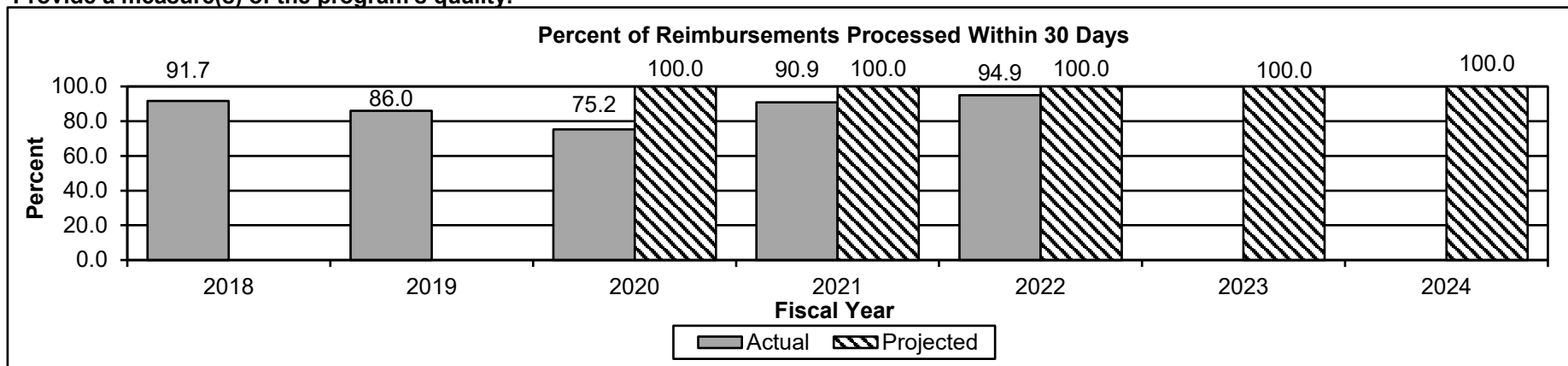
Department of Transportation

HB Section(s): 4.555

Program Name: Port Authorities Capital Improvement

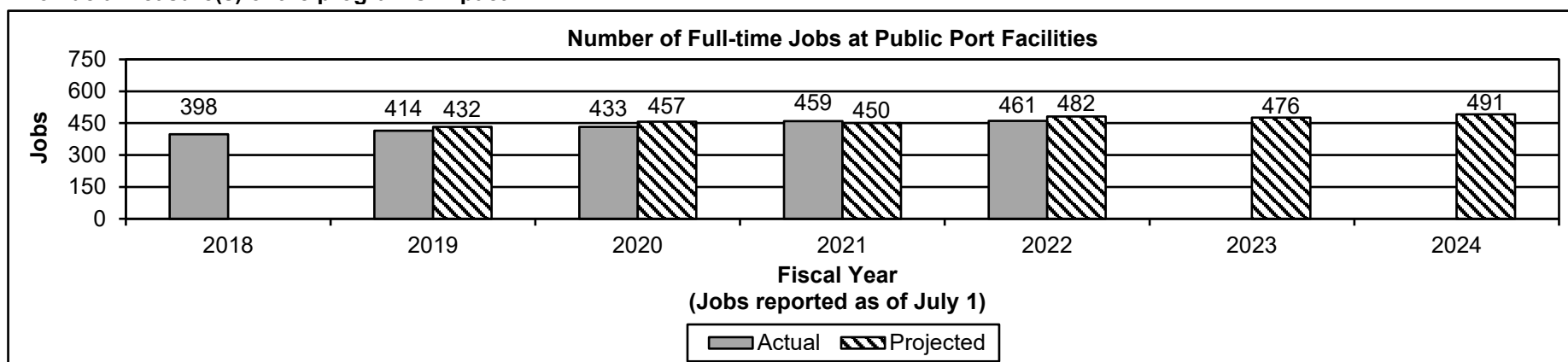
Program is found in the following core budget(s): Port Authorities Capital Improvement

## 2b. Provide a measure(s) of the program's quality.



The ports receive funding by submitting their expenses to MoDOT for reimbursement. The main reason for reimbursements not being processed within 30 days is the delay in receiving additional documentation from the ports. The 2023 and 2024 projections were set at 100 percent due to recent processing enhancements.

## 2c. Provide a measure(s) of the program's impact.



The fiscal year 2023 and 2024 projections are based on average growth from 2020 to 2022.

## PROGRAM DESCRIPTION

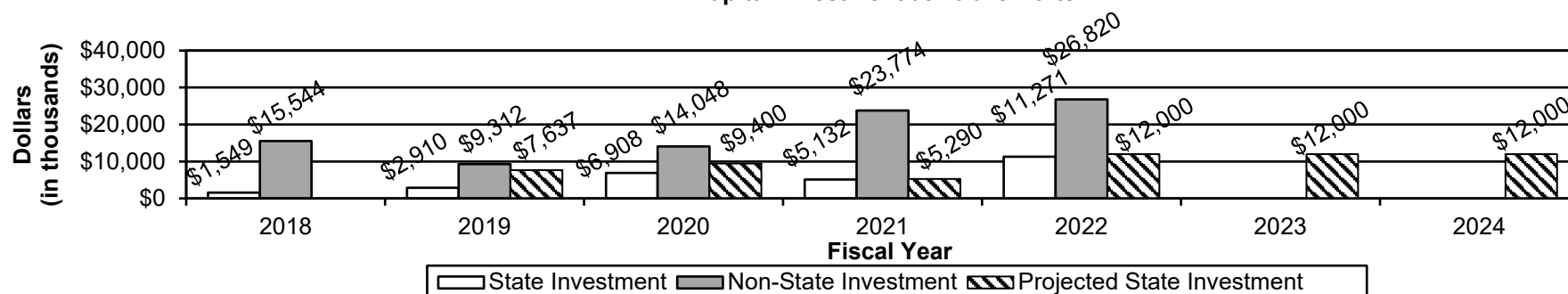
Department of Transportation

HB Section(s): 4.555

Program Name: Port Authorities Capital Improvement

Program is found in the following core budget(s): Port Authorities Capital Improvement

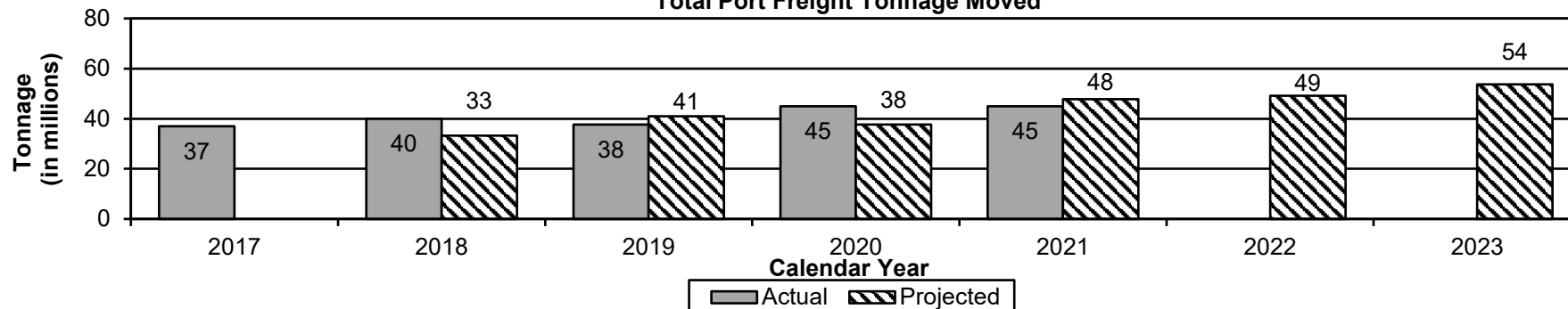
Capital Investment at Public Ports



The 2023 and 2024 projections for state investment are based on the project needs submitted by the Port Authorities. The large public investment in 2021 was due to the continued construction of a new port and three ports investing in expansion of their facilities. Missouri had substantially higher local and private investment in fiscal year 2022 due to nearly double the state investment in port capital improvements.

## 2d. Provide a measure(s) of the program's efficiency.

Total Port Freight Tonnage Moved



Each loaded barge can carry 1,500 tons of bulk products such as fertilizer, grain, aggregate, steel and timber on the rivers in lieu of 58 or more semi trucks on congested roadways. Missouri experienced an average annual increase of 9.2 percent in freight movements from calendar year 2019 to 2021. The 2022 and 2023 projections are based on projecting a 9.2 percent increase in tonnage moved each year.



## PROGRAM DESCRIPTION

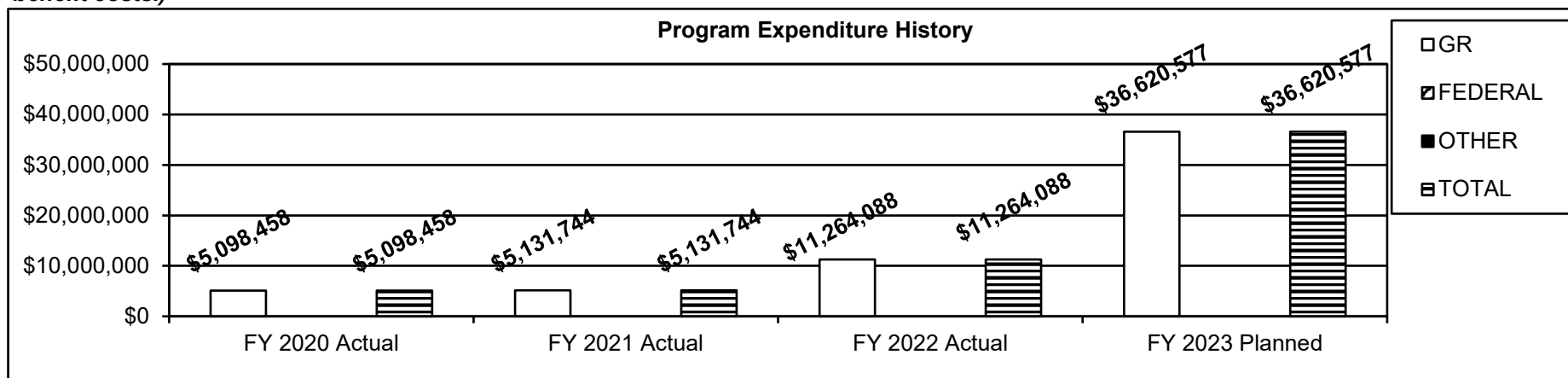
Department of Transportation

HB Section(s): 4.555

Program Name: Port Authorities Capital Improvement

Program is found in the following core budget(s): Port Authorities Capital Improvement

3. Provide actual expenditures for the prior three fiscal years and planned expenditures for the current fiscal year. (Note: Amounts do not include fringe benefit costs.)



4. What are the sources of the "Other " funds?

N/A

5. What is the authorization for this program, i.e., federal or state statute, etc.? (Include the federal program number, if applicable.)

Article IV, Section 30(c), MO Constitution, 68.035, 33.543, RSMo.

6. Are there federal matching requirements? If yes, please explain.

No

7. Is this a federally mandated program? If yes, please explain.

No



**NEW DECISION ITEM**  
**RANK: 16 OF 28**

<b>Department of Transportation</b>					<b>Budget Unit: Multimodal Operations</b>				
<b>Division: Multimodal Operations</b>									
<b>DI Name: Port Authorities Capital Improvement Exp.      DI# 1605020</b>					<b>HB Section: 4.555</b>				
<b>1. AMOUNT OF REQUEST</b>									
<b>FY 2024 Budget Request</b>					<b>FY 2024 Governor's Recommendation</b>				
	<b>GR</b>	<b>Federal</b>	<b>Other</b>	<b>Total</b>		<b>GR</b>	<b>Federal</b>	<b>Other</b>	<b>Total</b>
<b>PS</b>	0	0	0	0	<b>PS</b>	0	0	0	0
<b>EE</b>	0	0	0	0	<b>EE</b>	0	0	0	0
<b>PSD</b>	5,650,000	0	0	5,650,000	<b>PSD</b>	0	0	0	0
<b>TRF</b>	0	0	0	0	<b>TRF</b>	0	0	0	0
<b>Total</b>	<b>5,650,000</b>	<b>0</b>	<b>0</b>	<b>5,650,000</b>	<b>Total</b>	<b>0</b>	<b>0</b>	<b>0</b>	<b>0</b>
<b>FTE</b>	<b>0.00</b>	<b>0.00</b>	<b>0.00</b>	<b>0.00</b>	<b>FTE</b>	<b>0.00</b>	<b>0.00</b>	<b>0.00</b>	<b>0.00</b>
<b>HB 4</b>	0	0	0	0	<b>HB 4</b>	0	0	0	0
<b>HB 5</b>	0	0	0	0	<b>HB 5</b>	0	0	0	0
<i>Note: Fringes budgeted in House Bill 5 except for certain fringes budgeted directly to MoDOT, Highway Patrol, and Conservation.</i>					<i>Note: Fringes budgeted in House Bill 5 except for certain fringes budgeted directly to MoDOT, Highway Patrol, and Conservation.</i>				
Other Funds:					Other Funds:				
<b>2. THIS REQUEST CAN BE CATEGORIZED AS:</b>									
New Legislation		New Program		Fund Switch					
Federal Mandate		<input checked="" type="checkbox"/> Program Expansion		Cost to Continue					
GR Pick-Up		Space Request		Equipment Replacement					
Pay Plan		Other: _____							
<b>3. WHY IS THIS FUNDING NEEDED? PROVIDE AN EXPLANATION FOR ITEMS CHECKED IN #2. INCLUDE THE FEDERAL OR STATE STATUTORY OR</b>									
<p>\$5.7 million to provide a partial match of \$5.0 million for up to three Port Infrastructure Development Program (PDIP) federal grants. Three public ports submitted PDIP applications and recipients will be announced in the fall. In addition, \$650,000 has been included for a Lower Missouri River Navigation Study and a multi-year Corps of Engineers review of the Lower Missouri River. This study requires a non-federal match. Port Kansas City funded a portion of this match. Results of the study will be used to determine navigation structures in the Missouri River and is anticipated to provide more reliability in the channel for navigation.</p>									

NEW DECISION ITEM  
RANK: 16 OF 28

Department of Transportation	Budget Unit: <u>Multimodal Operations</u>
Division: <u>Multimodal Operations</u>	
DI Name: <u>Port Authorities Capital Improvement Exp.</u> DI# <u>1605020</u>	HB Section: <u>4.555</u>

**4. DESCRIBE THE DETAILED ASSUMPTIONS USED TO DERIVE THE SPECIFIC REQUESTED AMOUNT. (How did you determine that the requested number of FTE were appropriate? From what source or standard did you derive the requested levels of funding? Were alternatives such as outsourcing or automation considered? If based on new legislation, does request tie to TAFP fiscal note? If not, explain why. Detail which portions of the request are one-times and how those amounts were calculated.)**

\$5.7 million to provide partial match of \$5.0 million for up to three Port Infrastructure Development Program (PDIP) federal grants. Three public ports submitted PDIP applications and recipients will be announced in the fall. In addition, \$650,000 has been included for a Lower Missouri River Navigation Study and a multi-year Corps of Engineers review of the Lower Missouri River. This study requires a non-federal match. Port Kansas City funded a portion of this match. Results of the study will be used to determine navigation structures in the Missouri River and is anticipated to provide more reliability in the channel for navigation.

**5. BREAK DOWN THE REQUEST BY BUDGET OBJECT CLASS, JOB CLASS, AND FUND SOURCE. IDENTIFY ONE-TIME COSTS.**

Budget Object Class/Job Class	Dept Req GR DOLLARS	Dept Req GR FTE	Dept Req FED DOLLARS	Dept Req FED FTE	Dept Req OTHER DOLLARS	Dept Req OTHER FTE	Dept Req TOTAL DOLLARS	Dept Req TOTAL FTE	Dept Req One-Time DOLLARS
							0	0.0	
							0	0.0	
<b>Total PS</b>	<u>0</u>	<u>0.0</u>	<u>0</u>	<u>0.0</u>	<u>0</u>	<u>0.0</u>	<u>0</u>	<u>0.0</u>	<u>0</u>
							0		
							0		
<b>Total EE</b>	<u>0</u>		<u>0</u>		<u>0</u>		<u>0</u>		<u>0</u>
Program Distributions (800)	<u>5,650,000</u>						<u>5,650,000</u>		
<b>Total PSD</b>	<u>5,650,000</u>		<u>0</u>		<u>0</u>		<u>5,650,000</u>		<u>0</u>
Transfers									
<b>Total TRF</b>	<u>0</u>		<u>0</u>		<u>0</u>		<u>0</u>		<u>0</u>
<b>Grand Total</b>	<u>5,650,000</u>	<u>0.0</u>	<u>0</u>	<u>0.0</u>	<u>0</u>	<u>0.0</u>	<u>5,650,000</u>	<u>0.0</u>	<u>0</u>

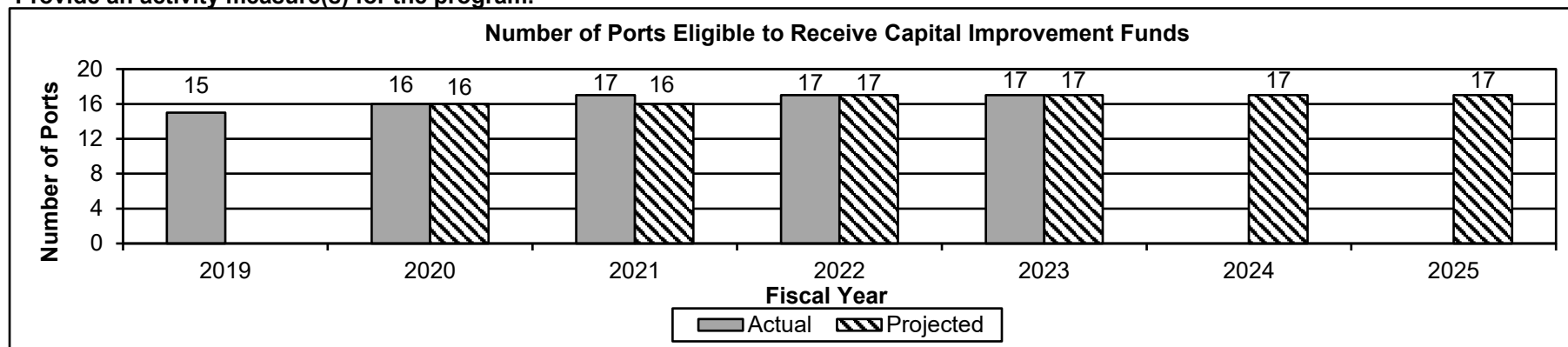
**NEW DECISION ITEM**  
**RANK: 16 OF 28**

**Department of Transportation**  
**Division: Multimodal Operations**  
**DI Name: Port Authorities Capital Improvement Exp. DI# 1605020**

**Budget Unit: Multimodal Operations**  
**HB Section: 4.555**

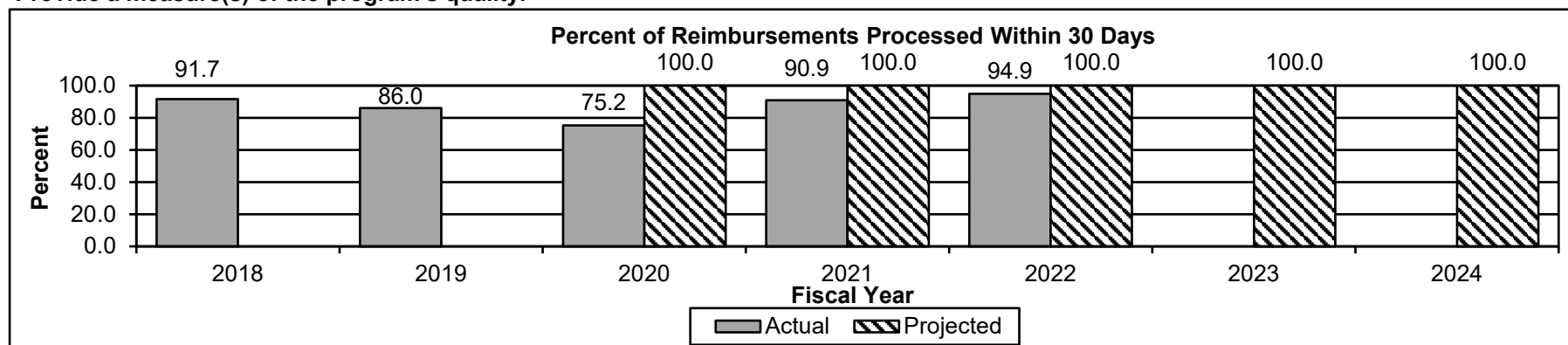
**6. PERFORMANCE MEASURES (If new decision item has an associated core, separately identify projected performance with & without additional funding.)**

**6a. Provide an activity measure(s) for the program.**



The Mid-America Port Commission is ineligible for capital improvement funding because it is a tri-state commission and not a port authority. The 2024 and 2025 projections are based on the ports currently eligible for capital improvement funding in fiscal year 2023.

**6b. Provide a measure(s) of the program's quality.**



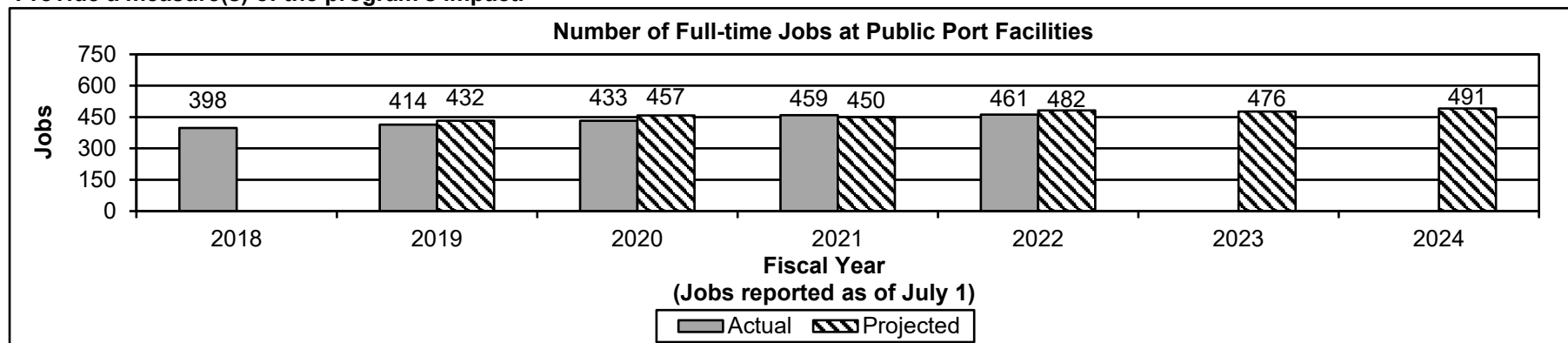
The ports receive funding by submitting their expenses to MoDOT for reimbursement. The main reason for reimbursements not being processed within 30 days is the delay in receiving additional documentation from the ports. The 2023 and 2024 projections were set at 100 percent due to recent processing enhancements.

**NEW DECISION ITEM**  
**RANK: 16 OF 28**

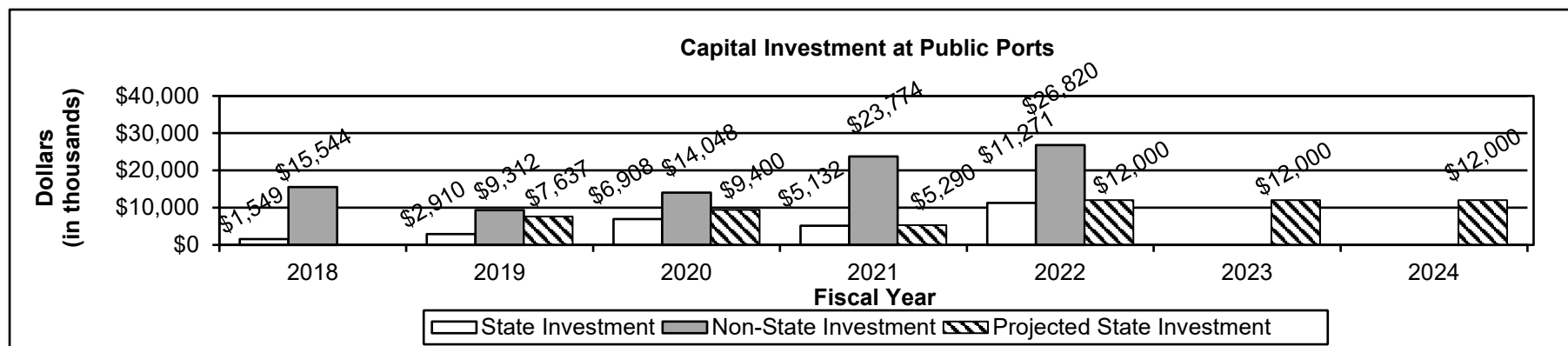
**Department of Transportation**  
**Division: Multimodal Operations**  
**DI Name: Port Authorities Capital Improvement Exp. DI# 1605020**

**Budget Unit: Multimodal Operations**  
**HB Section: 4.555**

**6c. Provide a measure(s) of the program's impact.**



The fiscal year 2023 and 2024 projections are based on average growth from 2020 to 2022.



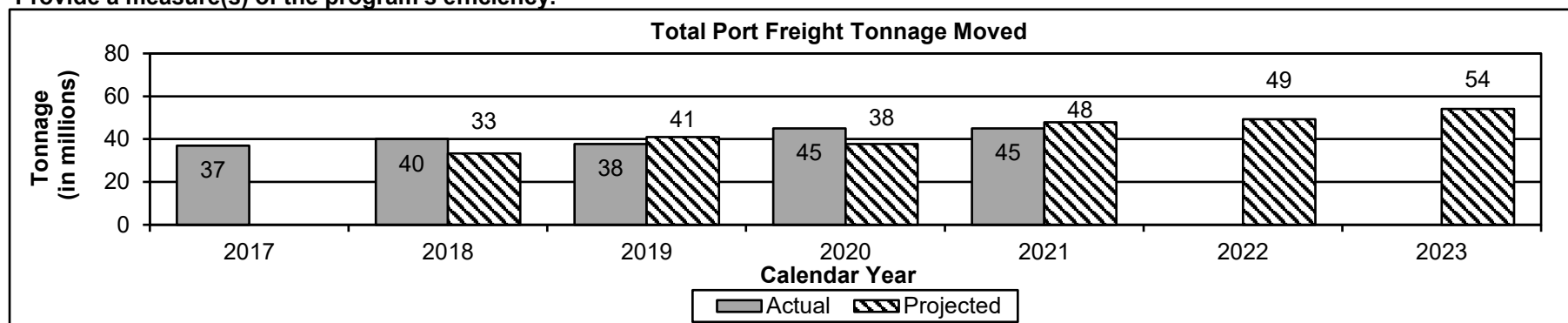
The 2023 and 2024 projections for state investment are based on the project needs submitted by the Port Authorities. The large public investment in 2021 was due to the continued construction of a new port and three ports investing in expansion of their facilities. Missouri had substantially higher local and private investment in fiscal year 2022 due to nearly double the state investment in port capital improvements.

**NEW DECISION ITEM**  
**RANK: 16 OF 28**

**Department of Transportation**  
**Division: Multimodal Operations**  
**DI Name: Port Authorities Capital Improvement Exp. DI# 1605020**

**Budget Unit: Multimodal Operations**  
**HB Section: 4.555**

**6d. Provide a measure(s) of the program's efficiency.**



Each loaded barge can carry 1,500 tons of bulk products such as fertilizer, grain, aggregate, steel and timber on the rivers in lieu of 58 or more semi trucks on congested roadways. Missouri experienced an average annual increase of 9.2 percent in freight movements from calendar year 2019 to 2021. The 2022 and 2023 projections are based on projecting a 9.2 percent increase in tonnage moved each year.

NEW DECISION ITEM  
RANK: 16 OF 28

Department of Transportation	Budget Unit: Multimodal Operations
Division: Multimodal Operations	
DI Name: Port Authorities Capital Improvement Exp. DI# 1605020	HB Section: 4.555

**7. STRATEGIES TO ACHIEVE THE PERFORMANCE MEASUREMENT TARGETS:**

Provide capital improvement assistance to port authorities across the state to advance economic development.



**DECISION ITEM DETAIL**

Budget Unit	FY 2022	FY 2022	FY 2023	FY 2023	FY 2024	FY 2024	*****	*****
Decision Item	ACTUAL	ACTUAL	BUDGET	BUDGET	DEPT REQ	DEPT REQ	SECURED	SECURED
Budget Object Class	DOLLAR	FTE	DOLLAR	FTE	DOLLAR	FTE	COLUMN	COLUMN
<b>PORT AUTH CAPITAL IMPROVEMT P</b>								
<b>Port Authority CI NDI - 1605020</b>								
PROGRAM DISTRIBUTIONS	0	0.00	0	0.00	5,650,000	0.00	0	0.00
<b>TOTAL - PD</b>	<b>0</b>	<b>0.00</b>	<b>0</b>	<b>0.00</b>	<b>5,650,000</b>	<b>0.00</b>	<b>0</b>	<b>0.00</b>
<b>GRAND TOTAL</b>	<b>\$0</b>	<b>0.00</b>	<b>\$0</b>	<b>0.00</b>	<b>\$5,650,000</b>	<b>0.00</b>	<b>\$0</b>	<b>0.00</b>
<b>GENERAL REVENUE</b>								
	<b>\$0</b>	<b>0.00</b>	<b>\$0</b>	<b>0.00</b>	<b>\$5,650,000</b>	<b>0.00</b>		<b>0.00</b>
<b>FEDERAL FUNDS</b>								
	<b>\$0</b>	<b>0.00</b>	<b>\$0</b>	<b>0.00</b>	<b>\$0</b>	<b>0.00</b>		<b>0.00</b>
<b>OTHER FUNDS</b>								
	<b>\$0</b>	<b>0.00</b>	<b>\$0</b>	<b>0.00</b>	<b>\$0</b>	<b>0.00</b>		<b>0.00</b>

*This page left blank intentionally.*



**NEW DECISION ITEM**  
**RANK: 14 OF 28**

<b>Department of Transportation</b>					<b>Budget Unit: Multimodal Operations</b>				
<b>Division: Multimodal Operations</b>									
<b>DI Name: Jefferson County Port Authorities CI Exp. DI# 1605018</b>					<b>HB Section: 4.555</b>				
<b>1. AMOUNT OF REQUEST</b>									
<b>FY 2024 Budget Request</b>					<b>FY 2024 Governor's Recommendation</b>				
	<b>GR</b>	<b>Federal</b>	<b>Other</b>	<b>Total</b>		<b>GR</b>	<b>Federal</b>	<b>Other</b>	<b>Total</b>
<b>PS</b>	0	0	0	0	<b>PS</b>	0	0	0	0
<b>EE</b>	0	0	0	0	<b>EE</b>	0	0	0	0
<b>PSD</b>	0	25,000,000	0	25,000,000	<b>PSD</b>	0	0	0	0
<b>TRF</b>	0	0	0	0	<b>TRF</b>	0	0	0	0
<b>Total</b>	<b>0</b>	<b>25,000,000</b>	<b>0</b>	<b>25,000,000</b>	<b>Total</b>	<b>0</b>	<b>0</b>	<b>0</b>	<b>0</b>
<b>FTE</b>	<b>0.00</b>	<b>0.00</b>	<b>0.00</b>	<b>0.00</b>	<b>FTE</b>	<b>0.00</b>	<b>0.00</b>	<b>0.00</b>	<b>0.00</b>
<b>HB 4</b>	0	0	0	0	<b>HB 4</b>	0	0	0	0
<b>HB 5</b>	0	0	0	0	<b>HB 5</b>	0	0	0	0
<i>Note: Fringes budgeted in House Bill 5 except for certain fringes budgeted directly to MoDOT, Highway Patrol, and Conservation.</i>					<i>Note: Fringes budgeted in House Bill 5 except for certain fringes budgeted directly to MoDOT, Highway Patrol, and Conservation.</i>				
Other Funds:					Other Funds:				
<b>2. THIS REQUEST CAN BE CATEGORIZED AS:</b>									
<input type="checkbox"/> New Legislation <input type="checkbox"/> Federal Mandate <input type="checkbox"/> GR Pick-Up <input type="checkbox"/> Pay Plan					<input checked="" type="checkbox"/> New Program <input type="checkbox"/> Program Expansion <input type="checkbox"/> Space Request <input type="checkbox"/> Other: _____				
					<input type="checkbox"/> Fund Switch <input type="checkbox"/> Cost to Continue <input type="checkbox"/> Equipment Replacement				
<b>3. WHY IS THIS FUNDING NEEDED? PROVIDE AN EXPLANATION FOR ITEMS CHECKED IN #2. INCLUDE THE FEDERAL OR STATE STATUTORY OR</b>									
This funding is requested to assist the Jefferson County Port Authority (JCPA) in constructing capital improvements and purchasing container handling equipment at the new Container-on-Vessel (COV) facility in Herculaneum. This COV site will be the northernmost hub for the service with smaller waterborne spokes transporting containers further north and west from this location.									

NEW DECISION ITEM  
RANK: 14 OF 28

<b>Department of Transportation</b>				<b>Budget Unit: Multimodal Operations</b>					
<b>Division: Multimodal Operations</b>									
<b>DI Name: Jefferson County Port Authorities CI Exp. DI# 1605018</b>				<b>HB Section: 4.555</b>					
<p><b>4. DESCRIBE THE DETAILED ASSUMPTIONS USED TO DERIVE THE SPECIFIC REQUESTED AMOUNT. (How did you determine that the requested number of FTE were appropriate? From what source or standard did you derive the requested levels of funding? Were alternatives such as outsourcing or automation considered? If based on new legislation, does request tie to TAFP fiscal note? If not, explain why. Detail which portions of the request are one-times and how those amounts were calculated.)</b></p> <p>This funding is requested to assist the Jefferson County Port Authority (JCPA) in constructing capital improvements and purchasing container handling equipment at the new Container-on-Vessel (COV) facility in Herculaneum. This COV site will be the northernmost hub for the service with smaller waterborne spokes transporting containers further north and west from this location.</p>									
<p><b>5. BREAK DOWN THE REQUEST BY BUDGET OBJECT CLASS, JOB CLASS, AND FUND SOURCE. IDENTIFY ONE-TIME COSTS.</b></p>									
Budget Object Class/Job Class	Dept Req GR DOLLARS	Dept Req GR FTE	Dept Req FED DOLLARS	Dept Req FED FTE	Dept Req OTHER DOLLARS	Dept Req OTHER FTE	Dept Req TOTAL DOLLARS	Dept Req TOTAL FTE	Dept Req One-Time DOLLARS
							0	0.0	
							0	0.0	
<b>Total PS</b>	0	0.0	0	0.0	0	0.0	0	0.0	0
							0		
							0		
<b>Total EE</b>	0		0		0		0		0
Program Distributions (800)			25,000,000				25,000,000		
<b>Total PSD</b>	0		25,000,000		0		25,000,000		0
<b>Total TRF</b>	0		0		0		0		0
<b>Grand Total</b>	0	0.0	25,000,000	0.0	0	0.0	25,000,000	0.0	0

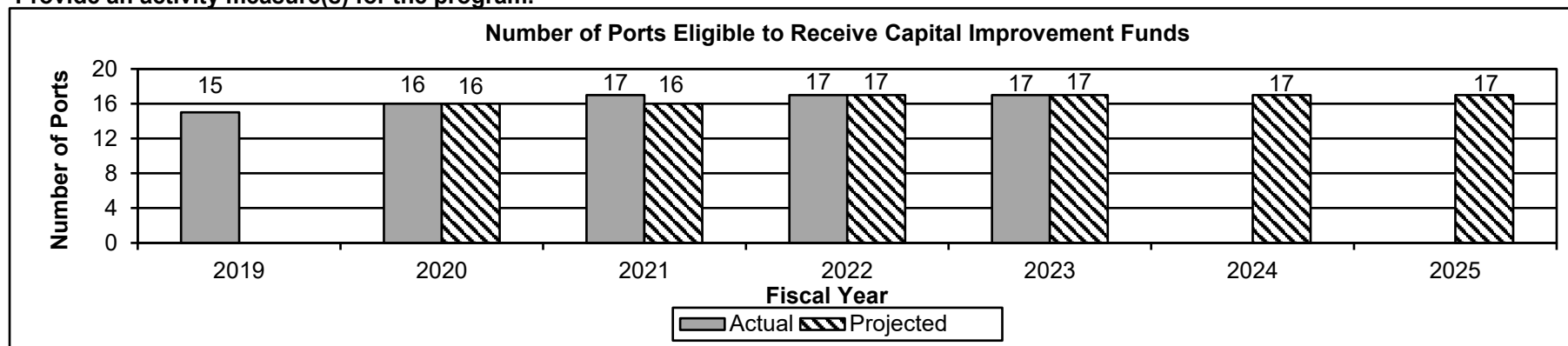
**NEW DECISION ITEM**  
**RANK: 14 OF 28**

**Department of Transportation**  
**Division: Multimodal Operations**  
**DI Name: Jefferson County Port Authorities CI Exp. DI# 1605018**

**Budget Unit: Multimodal Operations**  
**HB Section: 4.555**

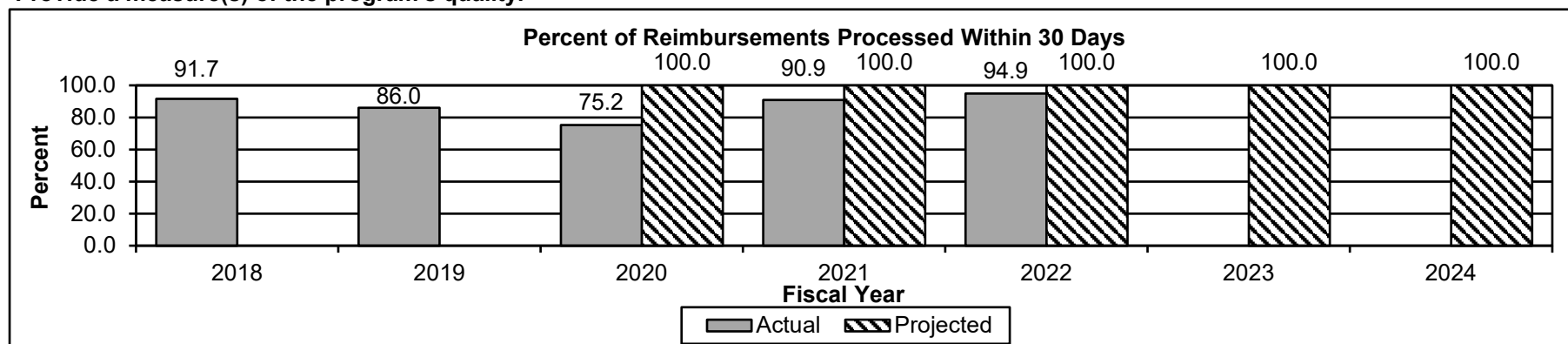
**6. PERFORMANCE MEASURES (If new decision item has an associated core, separately identify projected performance with & without additional funding.)**

**6a. Provide an activity measure(s) for the program.**



The Mid-America Port Commission is ineligible for capital improvement funding because it is a tri-state commission and not a port authority. The 2024 and 2025 projections are based on the ports currently eligible for capital improvement funding in fiscal year 2023.

**6b. Provide a measure(s) of the program's quality.**



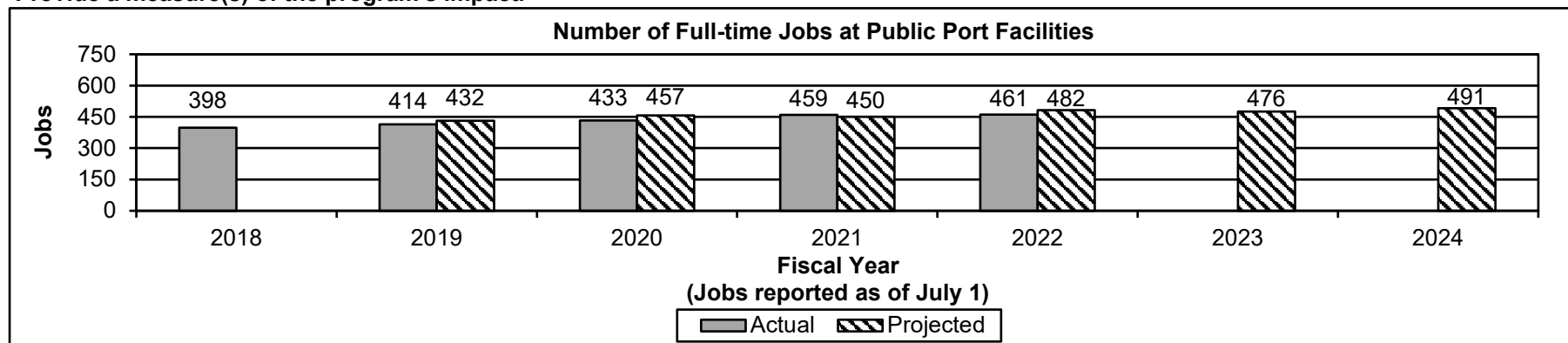
The ports receive funding by submitting their expenses to MoDOT for reimbursement. The main reason for reimbursements not being processed within 30 days is the delay in receiving additional documentation from the ports. The 2023 and 2024 projections were set at 100 percent due to recent processing enhancements.

**NEW DECISION ITEM**  
**RANK: 14 OF 28**

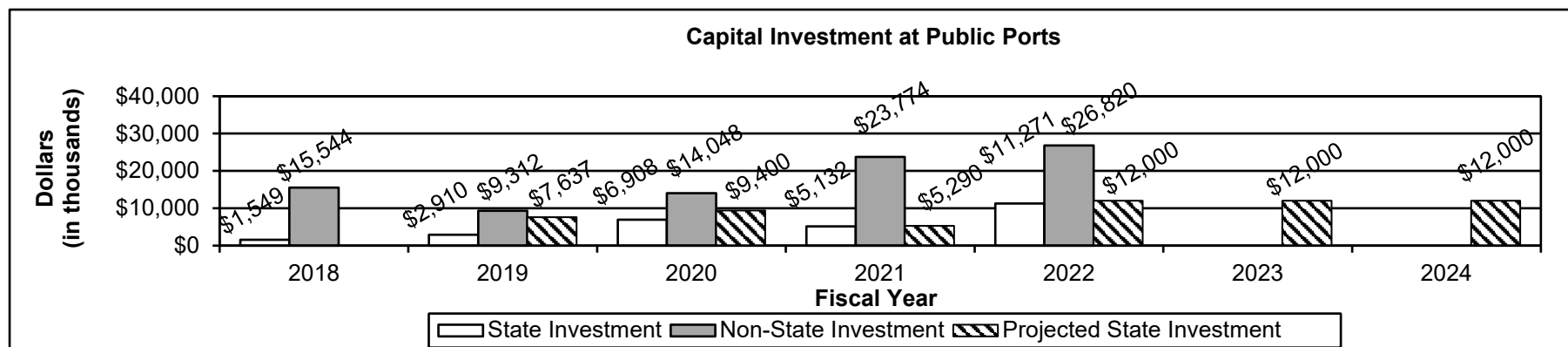
**Department of Transportation**  
**Division: Multimodal Operations**  
**DI Name: Jefferson County Port Authorities CI Exp. DI# 1605018**

**Budget Unit: Multimodal Operations**  
**HB Section: 4.555**

**6c. Provide a measure(s) of the program's impact.**



The fiscal year 2023 and 2024 projections are based on average growth from 2020 to 2022.



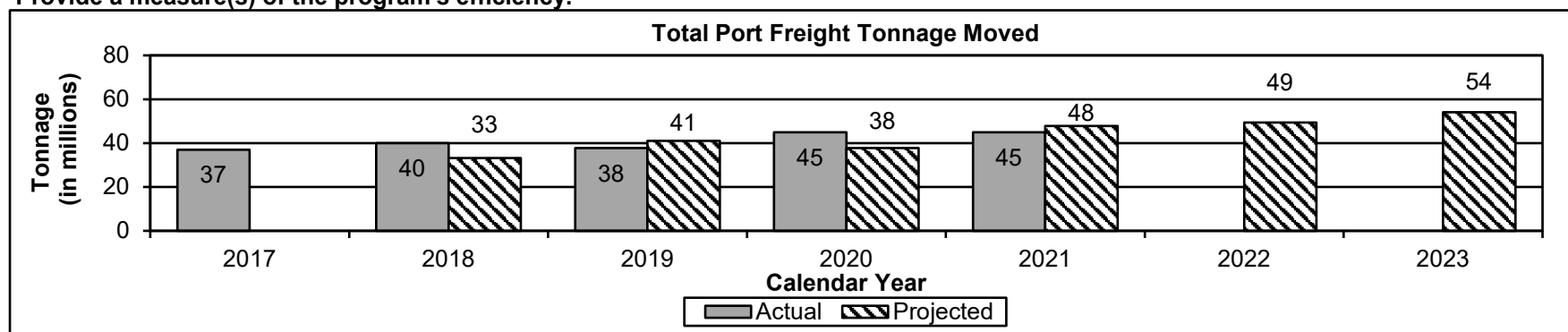
The 2023 and 2024 projections for state investment are based on the project needs submitted by the Port Authorities. The large public investment in 2021 was due to the continued construction of a new port and three ports investing in expansion of their facilities. Missouri had substantially higher local and private investment in fiscal year 2022 due to nearly double the state investment in port capital improvements.

**NEW DECISION ITEM**  
**RANK: 14 OF 28**

**Department of Transportation**  
**Division: Multimodal Operations**  
**DI Name: Jefferson County Port Authorities CI Exp. DI# 1605018**

**Budget Unit: Multimodal Operations**  
**HB Section: 4.555**

**6d. Provide a measure(s) of the program's efficiency.**



Each loaded barge can carry 1,500 tons of bulk products such as fertilizer, grain, aggregate, steel and timber on the rivers in lieu of 58 or more semi trucks on congested roadways. Missouri experienced an average annual increase of 9.2 percent in freight movements from calendar year 2019 to 2021. The 2022 and 2023 projections are based on projecting a 9.2 percent increase in tonnage moved each year.



## NEW DECISION ITEM

RANK: 14 OF 28

Department of Transportation  
Division: Multimodal Operations  
DI Name: Jefferson County Port Authorities CI Exp. DI# 1605018

Budget Unit: Multimodal Operations  
HB Section: 4.555

**7. STRATEGIES TO ACHIEVE THE PERFORMANCE MEASUREMENT TARGETS:**

Provide capital improvement assistance to port authorities across the state to advance economic development.

**DECISION ITEM DETAIL**

Budget Unit	FY 2022	FY 2022	FY 2023	FY 2023	FY 2024	FY 2024	*****	*****
Decision Item	ACTUAL	ACTUAL	BUDGET	BUDGET	DEPT REQ	DEPT REQ	SECURED	SECURED
Budget Object Class	DOLLAR	FTE	DOLLAR	FTE	DOLLAR	FTE	COLUMN	COLUMN
<b>PORT AUTH CAPITAL IMPROVEMT P</b>								
<b>Jefferson County Port NDI - 1605018</b>								
PROGRAM DISTRIBUTIONS	0	0.00	0	0.00	25,000,000	0.00	0	0.00
<b>TOTAL - PD</b>	<b>0</b>	<b>0.00</b>	<b>0</b>	<b>0.00</b>	<b>25,000,000</b>	<b>0.00</b>	<b>0</b>	<b>0.00</b>
<b>GRAND TOTAL</b>	<b>\$0</b>	<b>0.00</b>	<b>\$0</b>	<b>0.00</b>	<b>\$25,000,000</b>	<b>0.00</b>	<b>\$0</b>	<b>0.00</b>
<b>GENERAL REVENUE</b>								
	<b>\$0</b>	<b>0.00</b>	<b>\$0</b>	<b>0.00</b>	<b>\$0</b>	<b>0.00</b>		<b>0.00</b>
<b>FEDERAL FUNDS</b>								
	<b>\$0</b>	<b>0.00</b>	<b>\$0</b>	<b>0.00</b>	<b>\$25,000,000</b>	<b>0.00</b>		<b>0.00</b>
<b>OTHER FUNDS</b>								
	<b>\$0</b>	<b>0.00</b>	<b>\$0</b>	<b>0.00</b>	<b>\$0</b>	<b>0.00</b>		<b>0.00</b>

*This page left blank intentionally.*



DECISION ITEM SUMMARY

Budget Unit								
Decision Item	FY 2022	FY 2022	FY 2023	FY 2023	FY 2024	FY 2024	*****	*****
Budget Object Summary	ACTUAL	ACTUAL	BUDGET	BUDGET	DEPT REQ	DEPT REQ	SECURED	SECURED
Fund	DOLLAR	FTE	DOLLAR	FTE	DOLLAR	FTE	COLUMN	COLUMN
FED RAIL, PORT & FREIGHT ASST								
CORE								
PROGRAM-SPECIFIC								
MULTIMODAL OPERATIONS FEDERAL	0	0.00	26,000,000	0.00	26,000,000	0.00	0	0.00
TOTAL - PD	0	0.00	26,000,000	0.00	26,000,000	0.00	0	0.00
TOTAL	0	0.00	26,000,000	0.00	26,000,000	0.00	0	0.00
GRAND TOTAL	\$0	0.00	\$26,000,000	0.00	\$26,000,000	0.00	\$0	0.00

*This page left blank intentionally.*

## CORE DECISION ITEM

<b>Department of Transportation</b> <b>Division: Multimodal Operations</b> <b>Core: Federal Rail, Port and Freight Assistance</b>	<b>Budget Unit: Multimodal Operations</b> <b>HB Section: 4.560</b>																																																																																																				
<b>1. CORE FINANCIAL SUMMARY</b>																																																																																																					
<table border="1" style="width: 100%; border-collapse: collapse;"> <thead> <tr> <th></th> <th colspan="4">FY 2024 Budget Request</th> </tr> <tr> <th></th> <th>GR</th> <th>Federal</th> <th>Other</th> <th>Total</th> </tr> </thead> <tbody> <tr> <td>PS</td> <td>0</td> <td>0</td> <td>0</td> <td>0</td> </tr> <tr> <td>EE</td> <td>0</td> <td>0</td> <td>0</td> <td>0</td> </tr> <tr> <td>PSD</td> <td>0</td> <td>26,000,000</td> <td>0</td> <td>26,000,000</td> </tr> <tr> <td>TRF</td> <td>0</td> <td>0</td> <td>0</td> <td>0</td> </tr> <tr> <td><b>Total</b></td> <td><b>0</b></td> <td><b>26,000,000</b></td> <td><b>0</b></td> <td><b>26,000,000</b></td> </tr> <tr> <td><b>FTE</b></td> <td><b>0.00</b></td> <td><b>0.00</b></td> <td><b>0.00</b></td> <td><b>0.00</b></td> </tr> <tr> <td><b>HB 4</b></td> <td>0</td> <td>0</td> <td>0</td> <td>0</td> </tr> <tr> <td><b>HB 5</b></td> <td>0</td> <td>0</td> <td>0</td> <td>0</td> </tr> </tbody> </table> <p><i>Note: Fringes budgeted in House Bill 5 except for certain fringes budgeted directly to MoDOT, Highway Patrol, and Conservation.</i></p> <p>Other Funds:</p> <p>Notes:</p>		FY 2024 Budget Request					GR	Federal	Other	Total	PS	0	0	0	0	EE	0	0	0	0	PSD	0	26,000,000	0	26,000,000	TRF	0	0	0	0	<b>Total</b>	<b>0</b>	<b>26,000,000</b>	<b>0</b>	<b>26,000,000</b>	<b>FTE</b>	<b>0.00</b>	<b>0.00</b>	<b>0.00</b>	<b>0.00</b>	<b>HB 4</b>	0	0	0	0	<b>HB 5</b>	0	0	0	0	<table border="1" style="width: 100%; border-collapse: collapse;"> <thead> <tr> <th></th> <th colspan="4">FY 2024 Governor's Recommendation</th> </tr> <tr> <th></th> <th>GR</th> <th>Federal</th> <th>Other</th> <th>Total</th> </tr> </thead> <tbody> <tr> <td>PS</td> <td>0</td> <td>0</td> <td>0</td> <td>0</td> </tr> <tr> <td>EE</td> <td>0</td> <td>0</td> <td>0</td> <td>0</td> </tr> <tr> <td>PSD</td> <td>0</td> <td>0</td> <td>0</td> <td>0</td> </tr> <tr> <td>TRF</td> <td>0</td> <td>0</td> <td>0</td> <td>0</td> </tr> <tr> <td><b>Total</b></td> <td><b>0</b></td> <td><b>0</b></td> <td><b>0</b></td> <td><b>0</b></td> </tr> <tr> <td><b>FTE</b></td> <td><b>0.00</b></td> <td><b>0.00</b></td> <td><b>0.00</b></td> <td><b>0.00</b></td> </tr> <tr> <td><b>HB 4</b></td> <td>0</td> <td>0</td> <td>0</td> <td>0</td> </tr> <tr> <td><b>HB 5</b></td> <td>0</td> <td>0</td> <td>0</td> <td>0</td> </tr> </tbody> </table> <p><i>Note: Fringes budgeted in House Bill 5 except for certain fringes budgeted directly to MoDOT, Highway Patrol, and Conservation.</i></p> <p>Other Funds:</p> <p>Notes:</p>		FY 2024 Governor's Recommendation					GR	Federal	Other	Total	PS	0	0	0	0	EE	0	0	0	0	PSD	0	0	0	0	TRF	0	0	0	0	<b>Total</b>	<b>0</b>	<b>0</b>	<b>0</b>	<b>0</b>	<b>FTE</b>	<b>0.00</b>	<b>0.00</b>	<b>0.00</b>	<b>0.00</b>	<b>HB 4</b>	0	0	0	0	<b>HB 5</b>	0	0	0	0
	FY 2024 Budget Request																																																																																																				
	GR	Federal	Other	Total																																																																																																	
PS	0	0	0	0																																																																																																	
EE	0	0	0	0																																																																																																	
PSD	0	26,000,000	0	26,000,000																																																																																																	
TRF	0	0	0	0																																																																																																	
<b>Total</b>	<b>0</b>	<b>26,000,000</b>	<b>0</b>	<b>26,000,000</b>																																																																																																	
<b>FTE</b>	<b>0.00</b>	<b>0.00</b>	<b>0.00</b>	<b>0.00</b>																																																																																																	
<b>HB 4</b>	0	0	0	0																																																																																																	
<b>HB 5</b>	0	0	0	0																																																																																																	
	FY 2024 Governor's Recommendation																																																																																																				
	GR	Federal	Other	Total																																																																																																	
PS	0	0	0	0																																																																																																	
EE	0	0	0	0																																																																																																	
PSD	0	0	0	0																																																																																																	
TRF	0	0	0	0																																																																																																	
<b>Total</b>	<b>0</b>	<b>0</b>	<b>0</b>	<b>0</b>																																																																																																	
<b>FTE</b>	<b>0.00</b>	<b>0.00</b>	<b>0.00</b>	<b>0.00</b>																																																																																																	
<b>HB 4</b>	0	0	0	0																																																																																																	
<b>HB 5</b>	0	0	0	0																																																																																																	
<b>2. CORE DESCRIPTION</b>																																																																																																					
<p>The appropriation provides MoDOT authority to spend funds received from federal grants associated with rail, port and freight improvements. MoDOT has two open grants from the United States Department of Transportation Consolidated Rail Infrastructure and Safety Improvement Program for the combined amount of \$13.1 million. These grants will be used for the Rail Corridor Consolidation and At-Grade Crossing Safety Improvement Projects. Expenditures on these projects will start in fiscal year 2022 and are estimated to be completed in fiscal year 2025. MoDOT has received one additional grant in fiscal year 2022 for \$17.25 million. This grant is for improvements to the Norfolk Southern's Grand River Bridge. This appropriation has been used for projects like Positive Train Control and rail safety improvement grants. This appropriation is needed to expend federal discretionary grant funds awarded for rail, port, and freight improvements.</p>																																																																																																					
<b>3. PROGRAM LISTING (list programs included in this core funding)</b>																																																																																																					
<p>Missouri has 17 port authorities and one three-state port commission, and there are approximately 5,300 miles of rail lines and about 6,500 public and private crossings.</p>																																																																																																					

## CORE DECISION ITEM

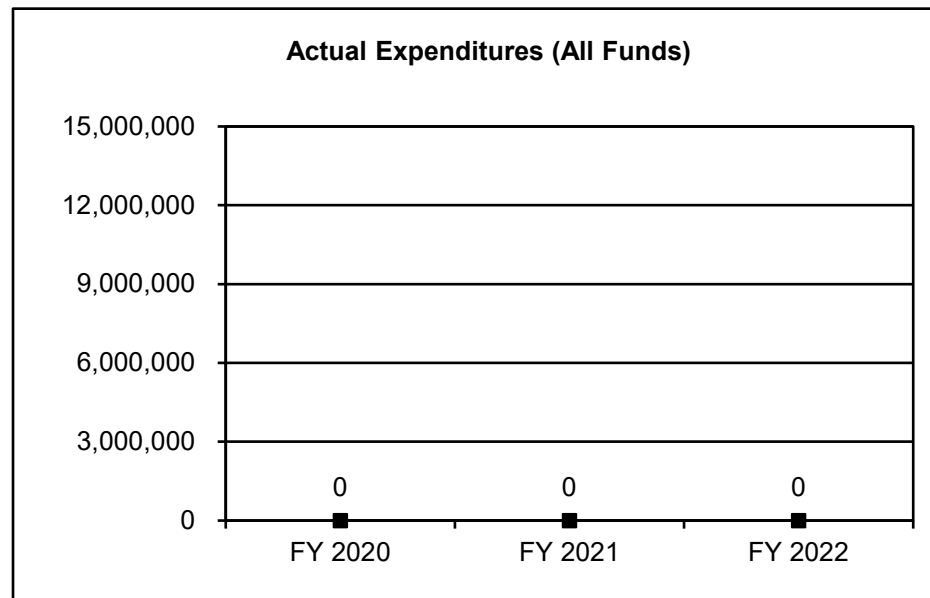
Department of Transportation  
 Division: Multimodal Operations  
 Core: Federal Rail, Port and Freight Assistance

Budget Unit: Multimodal Operations

HB Section: 4.560

## 4. FINANCIAL HISTORY

	FY 2020 Actual	FY 2021 Actual	FY 2022 Actual	FY 2023 Current Yr.
Appropriation (All Funds)	26,000,000	26,000,000	26,000,000	26,000,000
Less Reverted (All Funds)	0	0	0	N/A
Less Restricted (All Funds)*	0	0	0	N/A
Budget Authority (All Funds)	26,000,000	26,000,000	26,000,000	N/A
Actual Expenditures (All Funds)	0	0	0	N/A
Unexpended (All Funds)	26,000,000	26,000,000	26,000,000	N/A
Unexpended, by Fund:				
General Revenue	0	0	0	N/A
Federal	26,000,000	26,000,000	26,000,000	N/A
Other	0	0	0	N/A



\*Restricted amount is N/A

Reverted includes the statutory three percent reserve amount (when applicable).

Restricted includes any Governor's Expenditure Restrictions which remained at the end of the fiscal year (when applicable).

**NOTES:**



---

**CORE RECONCILIATION**


---

**MO DEPT. OF TRANSPORTATION**  
**FED RAIL, PORT & FREIGHT ASST**

---



---

**5. CORE RECONCILIATION**


---

	<b>Budget Class</b>	<b>FTE</b>	<b>GR</b>	<b>Federal</b>	<b>Other</b>	<b>Total</b>	<b>Explanation</b>
<b>TAFP AFTER VETOES</b>							
	PD	0.00	0	26,000,000	0	26,000,000	
	<b>Total</b>	<b>0.00</b>	<b>0</b>	<b>26,000,000</b>	<b>0</b>	<b>26,000,000</b>	
<b>DEPARTMENT CORE REQUEST</b>							
	PD	0.00	0	26,000,000	0	26,000,000	
	<b>Total</b>	<b>0.00</b>	<b>0</b>	<b>26,000,000</b>	<b>0</b>	<b>26,000,000</b>	
<b>GOVERNOR'S RECOMMENDED CORE</b>							
	PD	0.00	0	26,000,000	0	26,000,000	
	<b>Total</b>	<b>0.00</b>	<b>0</b>	<b>26,000,000</b>	<b>0</b>	<b>26,000,000</b>	

**DECISION ITEM DETAIL**

Budget Unit	FY 2022	FY 2022	FY 2023	FY 2023	FY 2024	FY 2024	*****	*****
Decision Item	ACTUAL	ACTUAL	BUDGET	BUDGET	DEPT REQ	DEPT REQ	SECURED	SECURED
Budget Object Class	DOLLAR	FTE	DOLLAR	FTE	DOLLAR	FTE	COLUMN	COLUMN
<b>FED RAIL, PORT &amp; FREIGHT ASST</b>								
<b>CORE</b>								
PROGRAM DISTRIBUTIONS	0	0.00	26,000,000	0.00	26,000,000	0.00	0	0.00
<b>TOTAL - PD</b>	<b>0</b>	<b>0.00</b>	<b>26,000,000</b>	<b>0.00</b>	<b>26,000,000</b>	<b>0.00</b>	<b>0</b>	<b>0.00</b>
<b>GRAND TOTAL</b>	<b>\$0</b>	<b>0.00</b>	<b>\$26,000,000</b>	<b>0.00</b>	<b>\$26,000,000</b>	<b>0.00</b>	<b>\$0</b>	<b>0.00</b>
GENERAL REVENUE	\$0	0.00	\$0	0.00	\$0	0.00		0.00
FEDERAL FUNDS	\$0	0.00	\$26,000,000	0.00	\$26,000,000	0.00		0.00
OTHER FUNDS	\$0	0.00	\$0	0.00	\$0	0.00		0.00

## PROGRAM DESCRIPTION

Department of Transportation

HB Section(s): 4.560

Program Name: Federal Rail, Port and Freight Assistance

Program is found in the following core budget(s): Federal Rail, Port and Freight Assistance

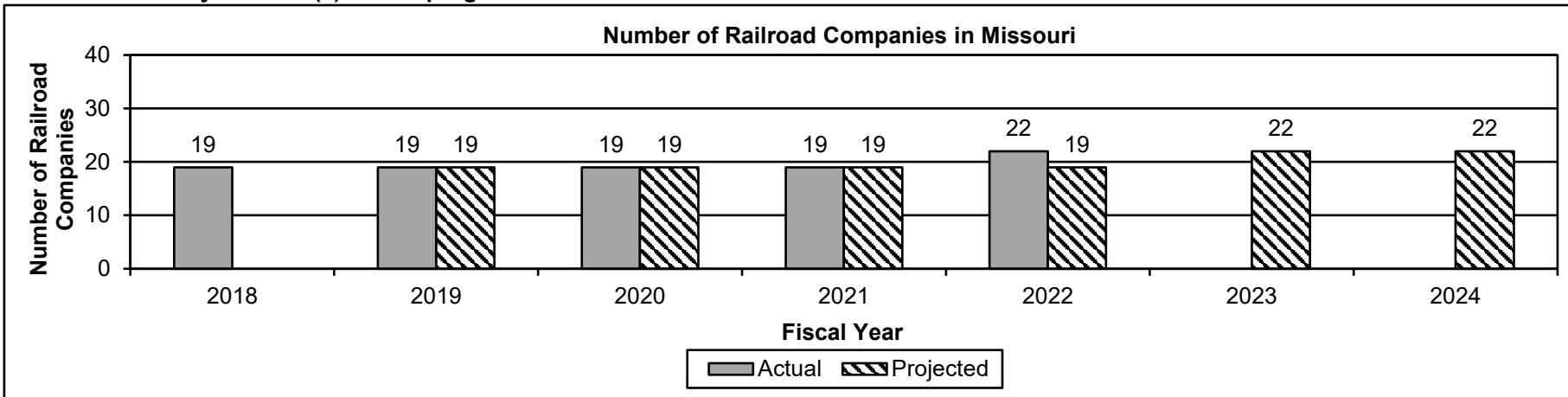
**1a. What strategic priority does this program address?**

Safety - moving Missourians safely

Service - providing outstanding customer service, delivering efficient and innovative transportation projects and operating a reliable transportation system

**1b. What does this program do?**

The appropriation provides MoDOT authority to spend funds received from federal grants associated with rail, port and freight improvements. MoDOT has two open grants from the United States Department of Transportation Consolidated Rail Infrastructure and Safety Improvement Program for the combined amount of \$13.1 million. These grants will be used for the Rail Corridor Consolidation and At-Grade Crossing Safety Improvement Project. Expenditures on these projects will start in fiscal year 2022 and are estimated to be completed in fiscal year 2025. MoDOT has received one additional grant in fiscal year 2022 for \$17.25 million. This grant is for improvements to the Norfolk Southern's Grand River Bridge. This appropriation has been used for projects like Positive Train Control and rail safety improvement grants. This appropriation is needed to expend federal discretionary grant funds awarded for rail, port, and freight improvements.

**2a. Provide an activity measure(s) for the program.**

The 2023 and 2024 projections are based upon the number of railroad companies in Missouri in 2022.

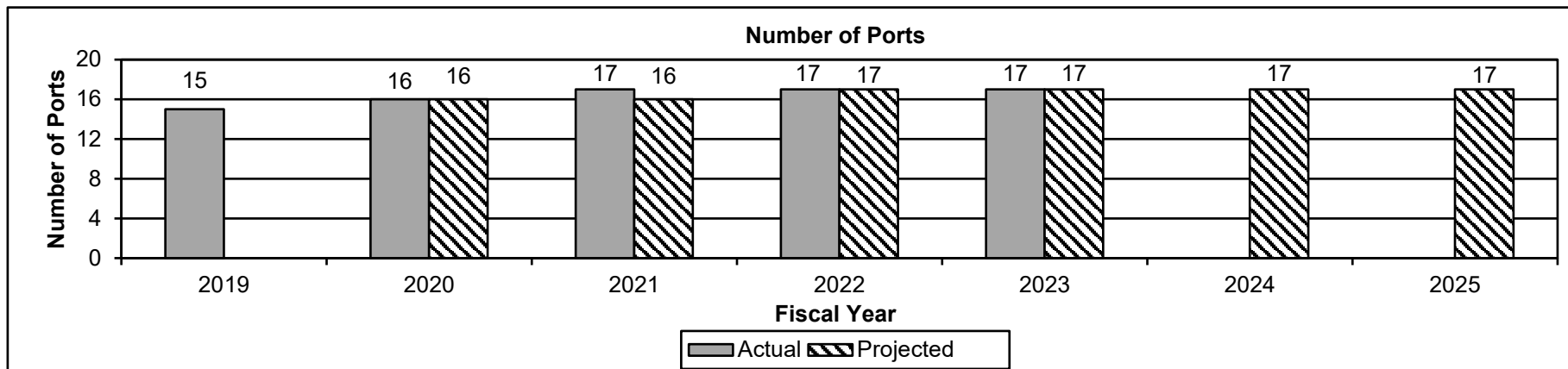
## PROGRAM DESCRIPTION

Department of Transportation

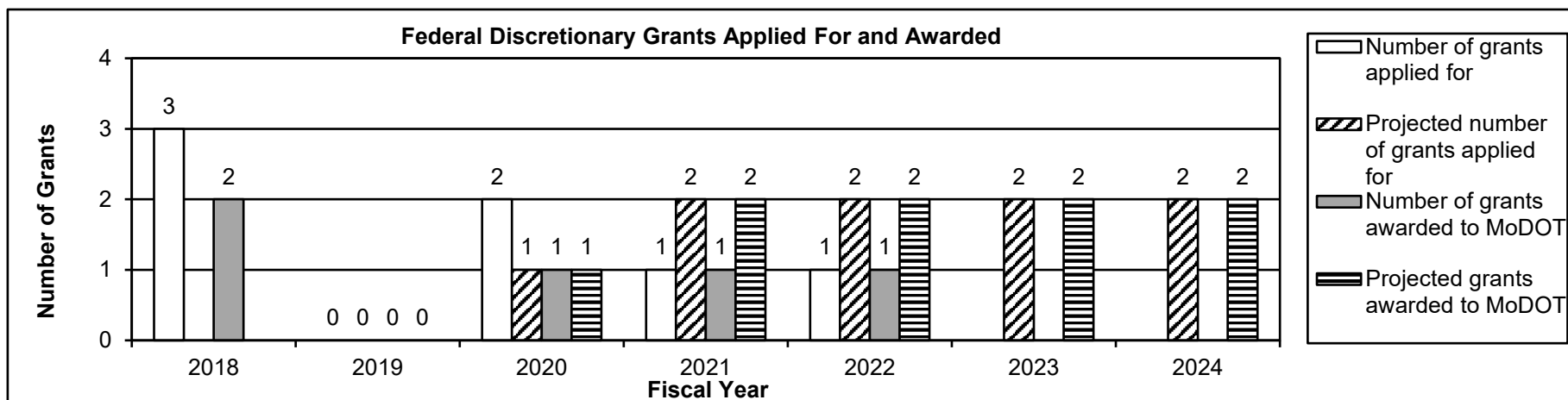
HB Section(s): 4.560

Program Name: Federal Rail, Port and Freight Assistance

Program is found in the following core budget(s): Federal Rail, Port and Freight Assistance



The three-state port commission is not included in this measure because it is not eligible for capital improvement funding. The 2024 and 2025 projections are based on the ports currently eligible for capital improvement funding in fiscal year 2023.



The 2023 and 2024 projections are based on anticipated frequency of grant availability.

## PROGRAM DESCRIPTION

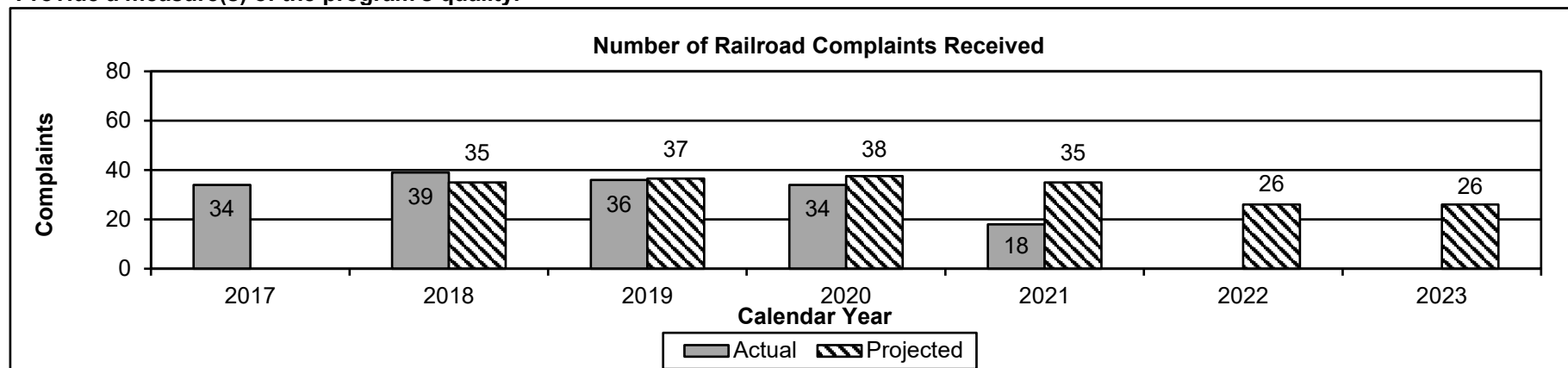
Department of Transportation

HB Section(s): 4.560

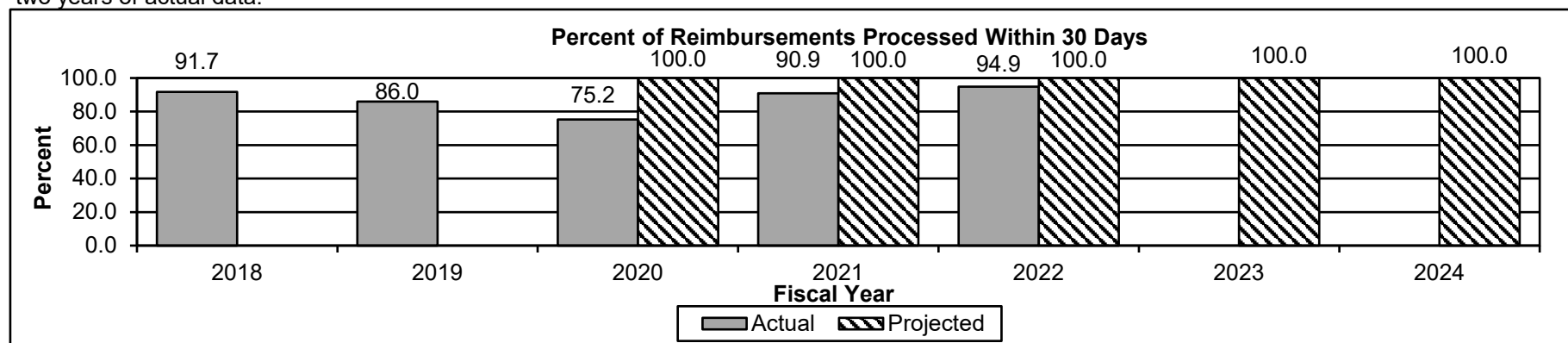
Program Name: Federal Rail, Port and Freight Assistance

Program is found in the following core budget(s): Federal Rail, Port and Freight Assistance

## 2b. Provide a measure(s) of the program's quality.



Complaints are received from the public or MoDOT personnel. The number of complaints received in 2021 was lower due to changes in the way data is reported. The most common are rough crossings, sight obstructions, signal failure and walkway issues. The 2022 and 2023 projections are based on the average of the past two years of actual data.



The ports receive funding by submitting their expenses to MoDOT for reimbursement. The main reason for reimbursements not being processed within 30 days is the delay in receiving additional documentation from the ports. The 2023 and 2024 projections were set at 100 percent due to recent processing enhancements.

## PROGRAM DESCRIPTION


Department of Transportation

HB Section(s): 4.560

Program Name: Federal Rail, Port and Freight Assistance


Program is found in the following core budget(s): Federal Rail, Port and Freight Assistance

## 2c. Provide a measure(s) of the program's impact.



A large portion of the local matching funds in fiscal year 2019 is from the Sedalia Rail project. This program only provided a small portion of the Sedalia Rail projects construction costs. Local entities are required to provide 20 percent matching funds to be eligible for funding through this program. In all years, local matching funds have well exceeded the minimum matching requirements. The 2024 and 2025 projections are based upon the level of state and local investment in 2023.

## 2d. Provide a measure(s) of the program's efficiency.



<sup>1</sup> Includes Aviation tonnage; however, it is a minimal amount of 300 tons or less.

Tonnage is based on data from the Bureau of Transportation Statistics and US Army Corps of Engineers. Each loaded barge can carry 1,500 tons of bulk products such as fertilizer, grain, aggregate, steel and timber on the rivers in lieu of 58 or more semi trucks on congested roadways. The 2022 and 2023 projections are based on the rate of growth anticipated by the Bureau of Transportation Statistics.

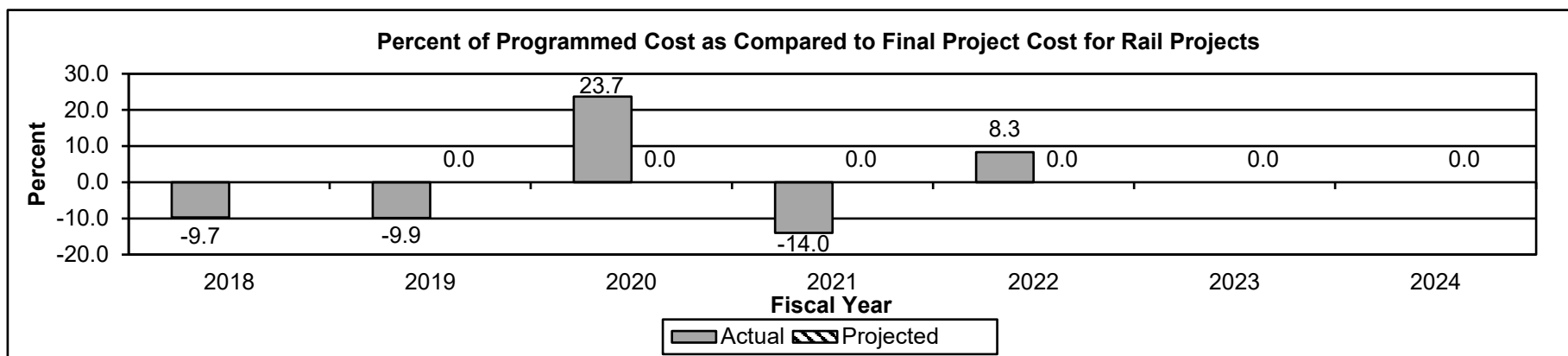
## PROGRAM DESCRIPTION

Department of Transportation

HB Section(s): 4.560

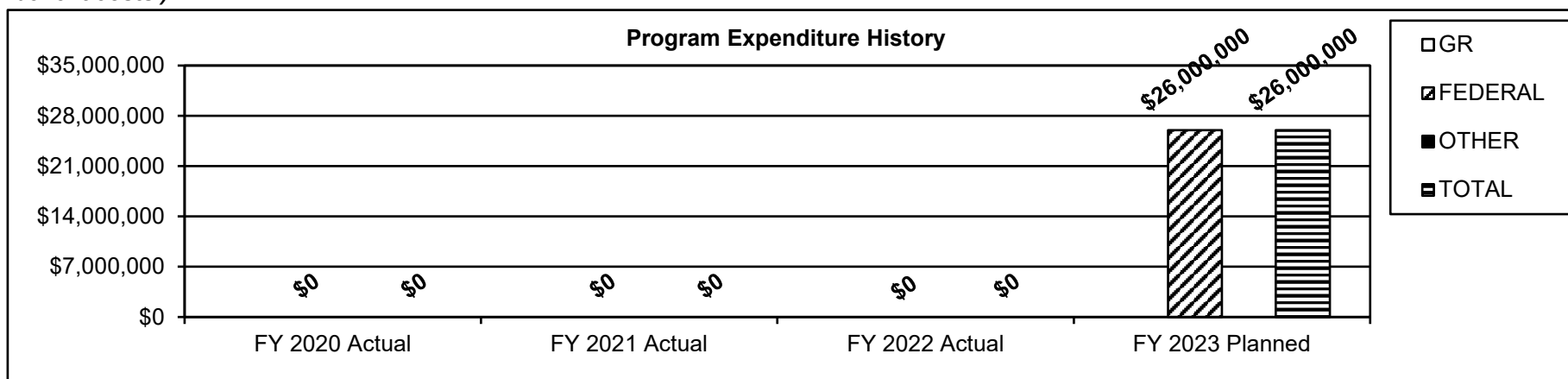
Program Name: Federal Rail, Port and Freight Assistance

Program is found in the following core budget(s): Federal Rail, Port and Freight Assistance



Rail projects are programmed or budgeted in the department's Statewide Transportation Improvement Program (STIP). Once a project is awarded and work begins, final project costs can change from the original programmed cost in the STIP. Rail project cost changes are usually due to final quantity adjustments, federal inspections, subgrade issues or other additional construction phase service costs. Final project costs for 2020 were much higher than originally anticipated due to more extensive repairs being required at some of the crossings being improved.

3. **Provide actual expenditures for the prior three fiscal years and planned expenditures for the current fiscal year. (Note: Amounts do not include fringe benefit costs.)**



## PROGRAM DESCRIPTION

Department of Transportation

HB Section(s): 4.560

Program Name: Federal Rail, Port and Freight Assistance

Program is found in the following core budget(s): Federal Rail, Port and Freight Assistance

4. What are the sources of the "Other " funds?

N/A

5. What is the authorization for this program, i.e., federal or state statute, etc.? (Include the federal program number, if applicable.)

Discretionary grants are currently requested under the Fixing America's Surface Transportation (FAST) Act (Public Law 114-94 FAST Act of 2015).

6. Are there federal matching requirements? If yes, please explain.

Yes, the required local fund match is typically 20 percent.

7. Is this a federally mandated program? If yes, please explain.

No





**DECISION ITEM SUMMARY**

<b>Budget Unit</b>								
<b>Decision Item</b>	<b>FY 2022</b>	<b>FY 2022</b>	<b>FY 2023</b>	<b>FY 2023</b>	<b>FY 2024</b>	<b>FY 2024</b>	<b>*****</b>	<b>*****</b>
<b>Budget Object Summary</b>	<b>ACTUAL</b>	<b>ACTUAL</b>	<b>BUDGET</b>	<b>BUDGET</b>	<b>DEPT REQ</b>	<b>DEPT REQ</b>	<b>SECURED</b>	<b>SECURED</b>
<b>Fund</b>	<b>DOLLAR</b>	<b>FTE</b>	<b>DOLLAR</b>	<b>FTE</b>	<b>DOLLAR</b>	<b>FTE</b>	<b>COLUMN</b>	<b>COLUMN</b>
<b>FREIGHT ENHANCEMENT FUNDS</b>								
<b>CORE</b>								
PROGRAM-SPECIFIC								
STATE TRANSPORTATION FUND	750,000	0.00	3,250,000	0.00	3,250,000	0.00	0	0.00
TOTAL - PD	750,000	0.00	3,250,000	0.00	3,250,000	0.00	0	0.00
<b>TOTAL</b>	<b>750,000</b>	<b>0.00</b>	<b>3,250,000</b>	<b>0.00</b>	<b>3,250,000</b>	<b>0.00</b>	<b>0</b>	<b>0.00</b>
<b>GRAND TOTAL</b>	<b>\$750,000</b>	<b>0.00</b>	<b>\$3,250,000</b>	<b>0.00</b>	<b>\$3,250,000</b>	<b>0.00</b>	<b>\$0</b>	<b>0.00</b>

*This page left blank intentionally.*

HB Section: 4.565

## FY 2024 Budget Request

*Note: Fringes budgeted in House Bill 5 except for certain fringes budgeted directly to MoDOT, Highway Patrol, and Conservation.*

Notes:

This appropriation establishes funding for non-highway freight-focused capital improvement projects to increase use of waterways, rail and air; remove modal bottlenecks; and improve connections between modes. The funding provides no more than 80 percent of the total cost of projects with local entities providing the remaining amount. Freight efficiency depends upon the connectivity, safety, reliability and condition of the transportation system. Maintaining low transportation costs is critical to retain and expand current businesses in Missouri and attract new businesses to create new employment. Missouri's central location within 600 miles of 50 percent of all US households is a natural advantage to attract the freight industry. Missouri's transportation assets in rail, water, interstate highways and airports combined with Missouri's strategic location provides great opportunity to become the freight center of the nation. Continued investment in these transportation assets is critical to leverage Missouri's central location for business growth and job creation.

## FY 2024 Governor's Recommendation

*Note: Fringes budgeted in House Bill 5 except for certain fringes budgeted directly to MoDOT, Highway Patrol, and Conservation.*

Notes:

## CORE DECISION ITEM

Department of Transportation		Budget Unit:	Multimodal Operations	
Division: Multimodal Operations				
Core: Freight Enhancement Funds		HB Section:	4.565	
3. PROGRAM LISTING (list programs included in this core funding)				
Project applications will be solicited for fiscal year 2024 during spring of fiscal year 2023. Applicants can be any public, private or not-for-profit entity. The applications are evaluated and prioritized based on the Missouri State Freight Plan. Previous projects funded through this program include rail improvements at public ports, a customs facility at Springfield airport, warehouse modifications at Lambert airport, rail switching upgrades and various public port capital needs. The projects listed below are being constructed using the fiscal year 2023 appropriation.				
Fiscal Year 2023 Project List		Funds	Local	Total Cost
Entity	Project Description	Allocated	Match	
AGRIServices of Brunswick	Construction of storage facility for container on barge project	\$789,600	\$197,400	\$987,000
Cole County	Construct transload facility in Algoa Industrial Park	\$880,000	\$2,283,100	\$3,163,100
COLT Rail	Upgrade section to heavier rail line north of transload facility	\$328,260	\$283,201	\$611,461
Mississippi Lime	Rehabilitate Bismarck rail line to allow shipping in high water	\$206,244	\$68,747	\$274,991
Missouri Eastern Railroad	Rehabilitate section of rail line in Union, MO	\$598,419	\$398,946	\$997,365
Transport 360	Install telestacker at Port KC for loading grain barges	\$447,477	\$352,523	\$800,000
		\$3,250,000	\$3,583,917	\$6,833,917

## CORE DECISION ITEM

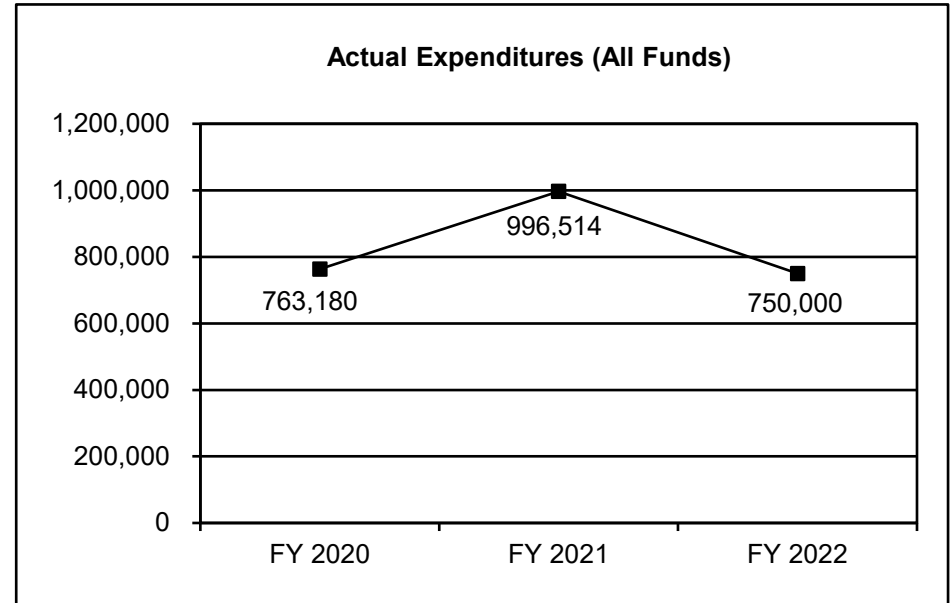
**Department of Transportation**  
**Division: Multimodal Operations**  
**Core: Freight Enhancement Funds**

**Budget Unit:** Multimodal Operations

**HB Section:** 4.565

**4. FINANCIAL HISTORY**

	<b>FY 2020 Actual</b>	<b>FY 2021 Actual</b>	<b>FY 2022 Actual</b>	<b>FY 2023 Current Yr.</b>
Appropriation (All Funds)	1,000,000	1,000,000	1,000,000	3,250,000
Less Reverted (All Funds)	0	0	0	N/A
Less Restricted (All Funds)*	0	0	0	N/A
Budget Authority (All Funds)	1,000,000	1,000,000	1,000,000	N/A
Actual Expenditures (All Funds)	763,180	996,514	750,000	N/A
Unexpended (All Funds)	236,820	3,486	250,000	N/A
Unexpended, by Fund:				
General Revenue	0	0	0	N/A
Federal	0	0	0	N/A
Other	236,820	3,486	250,000	N/A



\*Restricted amount is N/A

Reverted includes the statutory three percent reserve amount (when applicable).

Restricted includes any Governor's Expenditure Restrictions which remained at the end of the fiscal year (when applicable).

**NOTES:**

---

**CORE RECONCILIATION**


---

**MO DEPT. OF TRANSPORTATION**


---

**FREIGHT ENHANCEMENT FUNDS**


---



---

**5. CORE RECONCILIATION**


---

	Budget Class	FTE	GR	Federal	Other	Total	Explanation
<b>TAFP AFTER VETOES</b>							
	PD	0.00	0	0	3,250,000	3,250,000	
	<b>Total</b>	<b>0.00</b>	<b>0</b>	<b>0</b>	<b>3,250,000</b>	<b>3,250,000</b>	
<b>DEPARTMENT CORE REQUEST</b>							
	PD	0.00	0	0	3,250,000	3,250,000	
	<b>Total</b>	<b>0.00</b>	<b>0</b>	<b>0</b>	<b>3,250,000</b>	<b>3,250,000</b>	
<b>GOVERNOR'S RECOMMENDED CORE</b>							
	PD	0.00	0	0	3,250,000	3,250,000	
	<b>Total</b>	<b>0.00</b>	<b>0</b>	<b>0</b>	<b>3,250,000</b>	<b>3,250,000</b>	

**DECISION ITEM DETAIL**

Budget Unit	FY 2022	FY 2022	FY 2023	FY 2023	FY 2024	FY 2024	*****	*****
Decision Item	ACTUAL	ACTUAL	BUDGET	BUDGET	DEPT REQ	DEPT REQ	SECURED	SECURED
Budget Object Class	DOLLAR	FTE	DOLLAR	FTE	DOLLAR	FTE	COLUMN	COLUMN
<b>FREIGHT ENHANCEMENT FUNDS</b>								
<b>CORE</b>								
PROGRAM DISTRIBUTIONS	750,000	0.00	3,250,000	0.00	3,250,000	0.00	0	0.00
<b>TOTAL - PD</b>	<b>750,000</b>	<b>0.00</b>	<b>3,250,000</b>	<b>0.00</b>	<b>3,250,000</b>	<b>0.00</b>	<b>0</b>	<b>0.00</b>
<b>GRAND TOTAL</b>	<b>\$750,000</b>	<b>0.00</b>	<b>\$3,250,000</b>	<b>0.00</b>	<b>\$3,250,000</b>	<b>0.00</b>	<b>\$0</b>	<b>0.00</b>
GENERAL REVENUE	\$0	0.00	\$0	0.00	\$0	0.00		0.00
FEDERAL FUNDS	\$0	0.00	\$0	0.00	\$0	0.00		0.00
OTHER FUNDS	\$750,000	0.00	\$3,250,000	0.00	\$3,250,000	0.00		0.00



## PROGRAM DESCRIPTION

Department of Transportation

HB Section(s): 4.565

Program Name: Freight Enhancement Funds

Program is found in the following core budget(s): Freight Enhancement Funds

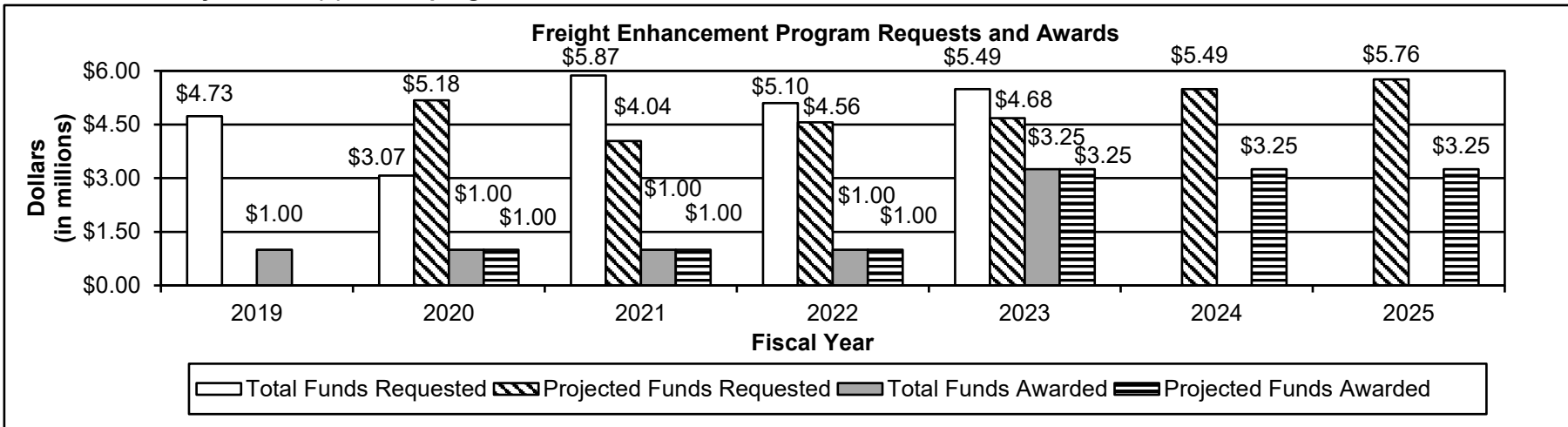
## 1a. What strategic priority does this program address?

Service - providing outstanding customer service, delivering efficient and innovative transportation projects and operating a reliable transportation system

## 1b. What does this program do?

This program establishes funding for non-highway freight-focused capital improvement projects to increase use of waterways, rail and air; remove modal bottlenecks; and improve connections between modes. The funding provides no more than 80 percent of the total cost of projects with local entities providing the remaining amount. Freight efficiency depends upon the connectivity, safety, reliability and condition of the transportation system. Maintaining low transportation costs is critical to retain and expand current businesses in Missouri and attract new businesses to create new employment. Missouri's central location within 600 miles of 50 percent of all US households is a natural advantage to attract the freight industry. Missouri's transportation assets in rail, water, interstate highways and airports combined with Missouri's strategic location provides great opportunity to become the freight center of the nation. Continued investment in these transportation assets is critical to leverage Missouri's central location for business growth and job creation.

## 2a. Provide an activity measure(s) for the program.



The 2024 projection for total funds requested was established by taking the average of the actuals for the last three years. The 2025 projection for total funds requested was established by projecting a five percent increase from the projection for 2024. The 2024 and 2025 projections for funds awarded are based on the appropriation authority.

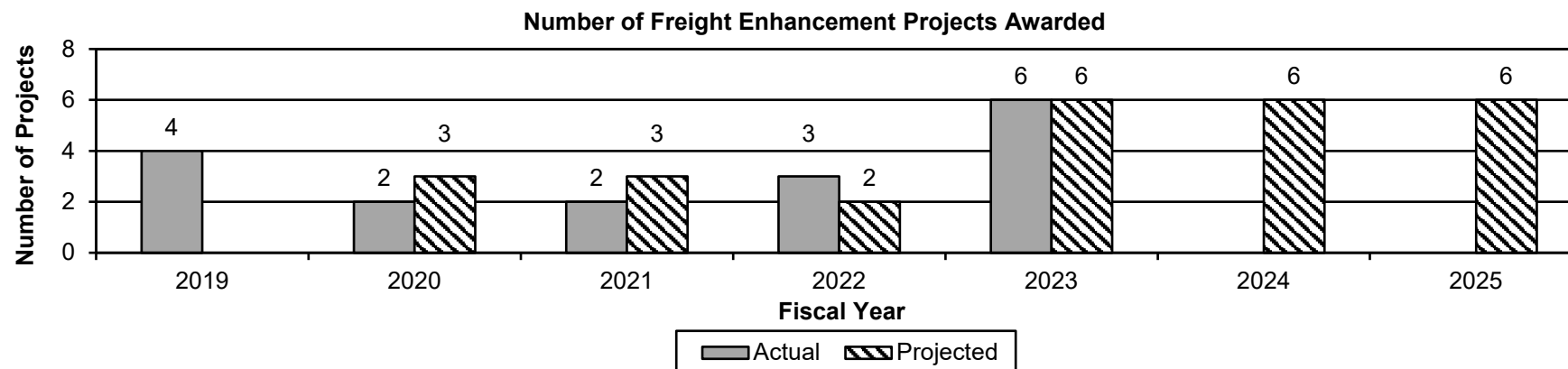
## PROGRAM DESCRIPTION

Department of Transportation

HB Section(s): 4.565

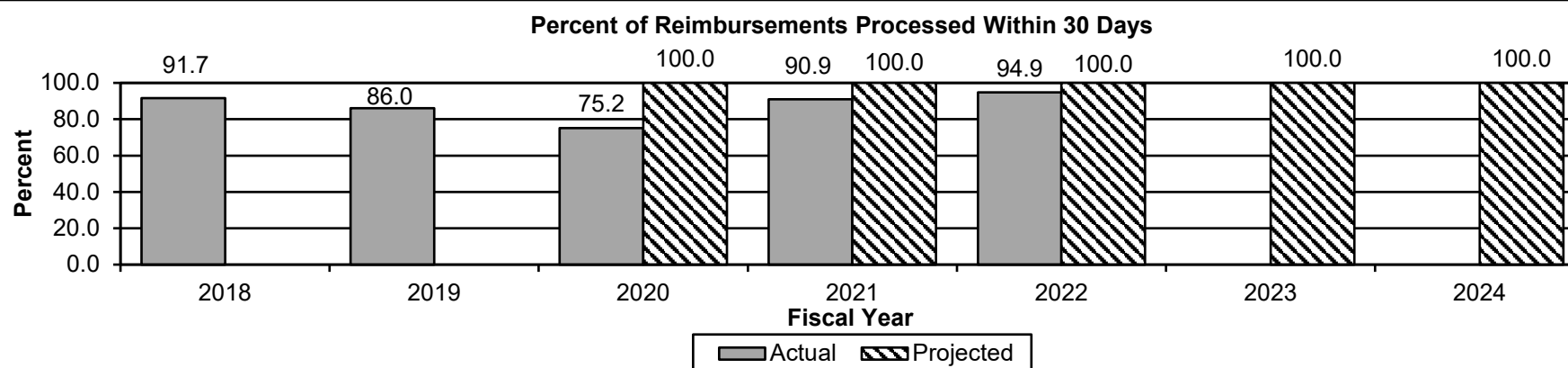
Program Name: Freight Enhancement Funds

Program is found in the following core budget(s): Freight Enhancement Funds



The 2024 and 2025 projections are based on the number of projects that a \$3.25 million appropriation is able to fund.

**2b. Provide a measure(s) of the program's quality.**



The ports receive funding by submitting their expenses to MoDOT for reimbursement. The main reason for reimbursements not being processed within 30 days is the delay in receiving additional documentation from the ports. The 2023 and 2024 projections were set at 100 percent due to recent processing enhancements.

## PROGRAM DESCRIPTION


Department of Transportation

HB Section(s): 4.565

Program Name: Freight Enhancement Funds


Program is found in the following core budget(s): Freight Enhancement Funds

## 2c. Provide a measure(s) of the program's impact.



A large portion of the local matching funds in fiscal year 2019 is from the Sedalia Rail project. This program only provided a small portion of the Sedalia Rail projects construction costs. Local entities are required to provide 20 percent matching funds to be eligible for funding through this program. In all years, local matching funds have well exceeded the minimum matching requirements. The 2024 and 2025 projections are based upon the level of state and local investment in 2023.

## 2d. Provide a measure(s) of the program's efficiency.



<sup>1</sup> Includes Aviation tonnage; however, it is a minimal amount of 300 tons or less.

Tonnage is based on data from the Bureau of Transportation Statistics and US Army Corps of Engineers. Each loaded barge can carry 1,500 tons of bulk products such as fertilizer, grain, aggregate, steel and timber on the rivers in lieu of 58 or more semi trucks on congested roadways. The 2022 and 2023 projections are based on the rate of growth anticipated by the Bureau of Transportation Statistics.

## PROGRAM DESCRIPTION

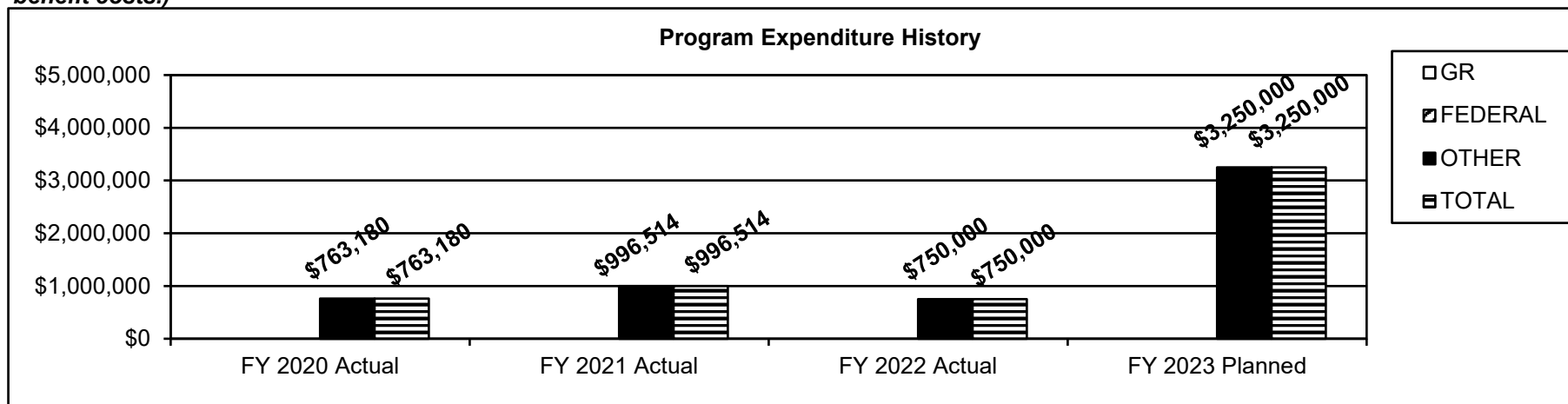
Department of Transportation

HB Section(s): 4.565

Program Name: Freight Enhancement Funds

Program is found in the following core budget(s): Freight Enhancement Funds

3. Provide actual expenditures for the prior three fiscal years and planned expenditures for the current fiscal year. (Note: Amounts do not include fringe benefit costs.)



4. What are the sources of the "Other" funds?

State Transportation Fund (0675)

5. What is the authorization for this program, i.e., federal or state statute, etc.? (Include the federal program number, if applicable.)

Article IV, Section 30(c), MO Constitution and 226.225, RSMo.

6. Are there federal matching requirements? If yes, please explain.

No

7. Is this a federally mandated program? If yes, please explain.

No

*This page left blank intentionally.*