



Missouri Department of
Economic Development

Governor's Budget Recommendation

Fiscal Year 2025

Michelle Hataway, Acting Director
573-751-4770

BOOK ONE



Missouri Department of
Economic Development

Michael L. Parson
Governor

Michelle Hataway
Acting Director

January 24, 2024

The Honorable Michael L. Parson
Governor of Missouri
State Capitol, Room 216
Jefferson City, MO 65101

Governor Parson:

As Acting Director of the Missouri Department of Economic Development, it is my privilege to provide you with the Department's Fiscal Year 2025 budget proposal with Governor's Recommendations for your review and consideration.

Now, more than ever, we are committed to fostering economic growth for our state and our citizens. We do this through an array of programs that help businesses expand, create jobs, and find the workers they need, as well as by helping strengthen our communities and attracting visitors to our state, all while competing in the global economic development arena.

The Department is focused on helping Missourians prosper, by providing businesses the resources they need in order to achieve success, build sustainable growth, strengthen our communities, promote Missouri as an ideal place to visit, develop a talented and skilled workforce, and maintain a high quality of life.

I would be happy to discuss the Department's budget request – or answer any questions that may arise – at your convenience. I can be reached at 573-751-4770. Thank you for your commitment to Missouri and the citizens of this great state. It is an honor to serve as a member of your cabinet, and I look forward to continuing to work collaboratively to move Missouri forward.

Sincerely,

A handwritten signature in black ink that reads "Michelle Hataway".

Michelle Hataway
Acting Director

DEPARTMENT OF ECONOMIC DEVELOPMENT FY2025 GOVERNOR’S RECOMMENDED BUDGET TABLE OF CONTENTS

BOOK ONE

Transmittal Letter

Overview Information

Department Overview	i
Department Strategic Overview	ii
State Auditor's Reports and Oversight Evaluations.....	iii
Missouri Sunset Act Report.....	iv

Department-Wide Request

NDI - Pay Plan – FY2025 NDI.....	1
----------------------------------	---

Regional Engagement Division

Core - Regional Engagement Division	16
NDI - Regional Engagement Fund Switch.....	29
NDI - Global Market Access Prog Fund Switch	34
Core - International Trade and Investment Offices	39
Core - Business Recruitment and Marketing.....	47

Business and Community Solutions Division

Core - Delta Regional Authority.....	57
NDI - Delta Regional Authority Fund Switch.....	65
Core - Business and Community Solutions	70
NDI - Staff to Deploy New Legislation.....	85
NDI - BCS Personal Service Fund Switch.....	90
Core - EDAF Tax Credit Refunds.....	95
Core - Tourism Infrastructure.....	102
NDI - Tourism Infrastructure Increase	111
Core - MO Technology Investment Fund Transfer.....	116
Core - MO Technology Corporation (MTC)	123
NDI - MTC Spend Authority Increase	132
Core - CHIPS Semiconductor Program	137
NDI - CHIPS Semiconductor Program	144
Core - SSBCI American Rescue Plan Act	149
Core - Community Development Block Grant (CDBG)	157
Core - CDBG-Disaster Recovery (CDBG-DR)	167

Business and Community Solutions Division (Continued)

Core - CDBG-Federal Stimulus (CDBG-CV)	178
Core - Main Street Program	187
NDI - Main Street GR Transfer	196
NDI - Main Street Fund Switch.....	201
Core - Tax Increment Financing (TIF) Transfer	206
Core - Tax Increment Financing (TIF) Program.....	213
Core - State Supplemental Downtown Dev Trf (MODESA)	223
NDI - MODESA GR Transfer Increase	230
Core - MO Downtown Econ Stimulus Act (MODESA)	235
NDI - MODESA Spend Authority Increase	244
Core - Downtown Revitalization Preservation Program (DRPP) Transfer ..	249
NDI - DRPP GR Transfer Increase	256
Core - Downtown Revitalization Preservation Program (DRPP)	261
NDI - DRPP Spend Authority Increase	269
Core - MO Community Services Commission (MCSC)	274
Core - MCSC American Rescue Plan Act	282



Missouri Department of Economic Development

The Missouri Department of Economic Development (DED) helps Missourians prosper by fostering job creation and economic growth. DED uses a wide array of business retention and expansion tools and community and workforce development programs to make Missouri the best state in the Midwest for economic development.

DEPARTMENT DIVISIONS

Regional Engagement (RE) Division

The Regional Engagement Division spans the entire state to provide a local point of contact for businesses and partners, increasing their access to Missouri's economic development and trade solutions. The division is comprised of six regional teams that promote business growth both statewide and internationally. The division also operates 15 global offices.

Missouri One Start (MOS) Division

Missouri One Start provides businesses with tailored workforce strategies to address their unique needs. One Start helps eligible businesses of all sizes stay competitive by providing customized recruitment assistance and resources to train and upskill new and existing employees.

Business and Community Solutions (BCS) Division

The Business and Community Solutions Division deploys funding and safeguards taxpayer dollars through the department's business, community and redevelopment programs. BCS also builds new programming as created by the legislature, packaging programs to create custom solutions for specific project needs.

Division of Tourism (MDT)

The Division of Tourism is responsible for promoting Missouri as a premier destination for domestic and international travelers. This Division implements strategic investments in travel promotion with integrated marketing strategies that provide economic benefits for Missouri. The Division operates five official welcome centers and works with community-based affiliate welcome centers.

Strategy and Performance (S&P) Division

The Strategy and Performance Division helps DED programs become more efficient, increase impact and provide better customer service. It also houses the Department's legislative, communications and marketing services, the Office of Missouri's Military Advocate and the Missouri Women's Council.

Administration Division

The Administration Division provides overarching direction and ensures adequate resources are allocated to support efforts within each Division. This Division houses the director's office, general counsel, financial systems, budget, and human resources.

Missouri Housing Development Commission (MHDC)

The Missouri Housing Development Commission provides funding to a network for non-profits to prevent and end homelessness, financing for the rehabilitation and construction of affordable housing, and single-family home loans in addition to general affordable housing initiatives.

DEPARTMENT	<i>Department of Economic Development</i>
ACTING DIRECTOR	<i>Michelle Hataway</i>
DEPARTMENT ASPIRATION	<i>We will be the best economic development department in the Midwest.</i>

**Assisted in 8,000+ new and retained job commitments and more than \$2 billion of new capital investment.*

**More than 44,000 workers trained through Missouri One Start training programs.*

**Tens of millions in Community Development Block Grant (CDBG) funds deployed to meet Missouri communities' infrastructure, economic development, and disaster recovery needs.*

**Supported diverse tourism destinations and attractions by promoting Missouri in 63 media markets across 20 states, contributing to millions of Missouri visitors, billions in taxable sales, and a tourism industry employing hundreds of thousands.*

**314 redevelopment projects authorized across Missouri to revitalize underutilized sites and buildings. And for every \$1 of issued benefit, \$4.07 of private investment was leveraged.*

**89 community development projects authorized for nonprofits addressing the needs of underserved Missourians. And for every \$1 of issued benefit, \$1.81 of private investment was leveraged.*

**In FY2023, companies benefiting from Missouri Technology Corporation (MTC) programs raised over \$961 million in capital from private investors and grant funding (leveraged investment). For every \$1 of program expense in FY2023, \$170 of leveraged investments were generated.*

**Supported more than 600 AmeriCorps members across Missouri, contributing over 650,000 hours of service to Missouri communities.*

**Allocated more than \$500 Million in American Rescue Plan Act programs to drive strategic investment Missouri infrastructure, businesses, communities and citizens.*

HIGHLIGHTS FROM FY2023

- Broadband Infrastructure, \$261M, 60 Recipients*
- Workforce Training, \$30M, 19 Recipients*
- Community Revitalization, \$94.2M, 70 Recipients*
- Local Tourism Assets Development, \$30M, 26 Recipients*
- Small Business, \$9.96M, 476 Recipients*
- Industrial Site Development, \$75M, 15 Recipients*
- Launched Entertainment Industry, Nonprofit, and Cell Tower Grant applications.*
- *The Missouri Housing Development Commission (MHDC) provided funding to prevent and end homelessness for thousands of individuals and families resulting in 2,759 exits to permanent housing. MHDC also prevented 31,929 evictions and 5,251 foreclosures through temporary stimulus funding.*
- *Modernized the DED website to reflect DED's current programs and improve the customer experience.*
- *Results from our annual external customer satisfaction survey indicated that 84% of customers felt the quality of service they received was very or somewhat positive. This is an increase from 79% in FY2022. The Department also surveys team members regarding satisfaction with divisions that serve the Department internally. The FY2023 survey indicated 88% of team members felt the quality of service they received as very or somewhat positive. This is an increase from 82% in FY2022.*

FY2024 & FY2025 PRIORITIES

- *Ensure successful compliance of ARPA funded programs.*
- *Deploy \$1.7B in Infrastructure Investment and Jobs Act allocated funds to drive the closure of Missouri's digital divide.*
- *Launch and administer incentive programs created by General Assembly, including R&D Tax Credit, Entertainment & Film Tax Credits, Intern and Apprentice Recruitment Act, and Employer Grants for Employee Upskilling.*
- *Rebuild the processes and IT systems of DED programs to align the way we work and improve experiences for customers and the team.*
- *Continue to work with stakeholders to update Missouri's economic development strategies so the state can compete and win for years to come.*

State Auditor's Reports and Oversight Evaluations

Program or Division Name	Type of Report	Date Issued	Website
DED Statewide Audits Summary Letter	Audit Report (2022-043)	8/25/2022	https://auditor.mo.gov/AuditReport/ViewReport?report=2022057
DED Statewide Audits Summary Letter	Audit Report (2023-045)	9/15/2023	https://auditor.mo.gov/AuditReport/ViewReport?report=2023045

Missouri Sunset Act Report

Program	Statutes Establishing	Sunset Date	Review Status
Amateur Sporting Tax Credit	67.3000, RSMo	8/28/2025	
Amateur Sporting Contribution Tax Credit	67.3005, RSMo	8/28/2025	
Qualified Research Tax Credit Program	620.1039, RSMo	12/31/2028	
Upskill Credential Training Grant Program	620.2500, RSMo	8/28/2029	
Show MO Act	135.750, RSMo	12/31/2029	
Intern and Apprentice Recruitment Act	135.457, RSMo	12/31/2029	
Advanced Industrial Manufacturing Zones Act (AIM Zone)	68.075, RSMo	8/28/2030	
Missouri Works New Jobs Training	620.800 - 620.809, RSMo	8/28/2030	
Missouri Works Job Retention Training	620.800 - 620.809, RSMo	8/28/2030	
Missouri Works Job Development Fund	620.800 - 620.809, RSMo	8/28/2030	
Missouri Works Business Incentives	620.2000 - 620.2020, RSMo	8/28/2030	
Entertainment Industry Jobs Act	135.753, RSMo	12/31/2030	

NEW DECISION ITEM
RANK: 1 OF 1

Department	Budget Unit <u>Various</u>
Department-wide	
Pay Plan - FY 2025 DI# 0000012	HB Section <u>Various</u>

1. AMOUNT OF REQUEST

FY 2025 Budget Request					FY 2025 Governor's Recommendation				
	GR	Federal	Other	Total		GR	Federal	Other	Total
PS	0	0	0	0	PS	319,208	135,189	89,563	543,960
EE	0	0	0	0	EE	0	0	0	0
PSD	0	0	0	0	PSD	0	0	0	0
TRF	0	0	0	0	TRF	0	0	0	0
Total	0	0	0	0	Total	319,208	135,189	89,563	543,960
FTE	0.00	0.00	0.00	0.00	FTE	0.00	0.00	0.00	0.00
Est. Fringe	0	0	0	0	Est. Fringe	118,969	50,385	33,380	202,734
<i>Note: Fringes budgeted in House Bill 5 except for certain fringes budgeted directly to MoDOT, Highway Patrol, and Conservation.</i>					<i>Note: Fringes budgeted in House Bill 5 except for certain fringes budgeted directly to MoDOT, Highway Patrol, and Conservation.</i>				
					Other Funds: Various Non-Counts:				

2. THIS REQUEST CAN BE CATEGORIZED AS:

<input type="checkbox"/> New Legislation	<input type="checkbox"/> New Program	<input type="checkbox"/> Fund Switch
<input type="checkbox"/> Federal Mandate	<input type="checkbox"/> Program Expansion	<input type="checkbox"/> Cost to Continue
<input type="checkbox"/> GR Pick-Up	<input type="checkbox"/> Space Request	<input type="checkbox"/> Equipment Replacement
<input checked="" type="checkbox"/> Pay Plan	<input type="checkbox"/> Other: _____	

3. WHY IS THIS FUNDING NEEDED? PROVIDE AN EXPLANATION FOR ITEMS CHECKED IN #2. INCLUDE THE FEDERAL OR STATE STATUTORY OR CONSTITUTIONAL AUTHORIZATION FOR THIS PROGRAM.

The FY 2025 budget includes appropriation authority for a 3.2% statewide pay increase for employees.

NEW DECISION ITEM

RANK: 1 **OF** 1

Department		Budget Unit	<u>Various</u>
Department-wide			
Pay Plan - FY 2025	DI# 0000012	HB Section	<u>Various</u>

4. DESCRIBE THE DETAILED ASSUMPTIONS USED TO DERIVE THE SPECIFIC REQUESTED AMOUNT. (How did you determine that the requested number of FTE were appropriate? From what source or standard did you derive the requested levels of funding? Were alternatives such as outsourcing or automation considered? If based on new legislation, does request tie to TAFP fiscal note? If not, explain why. Detail which portions of the request are one-times and how those amounts were calculated.)

The appropriated amount for the Fiscal Year 2025 pay plan was based on a 3.2% pay increase for employees.

5. BREAK DOWN THE REQUEST BY BUDGET OBJECT CLASS, JOB CLASS, AND FUND SOURCE. IDENTIFY ONE-TIME COSTS.

Budget Object Class/Job Class	Gov Rec GR DOLLARS	Gov Rec GR FTE	Gov Rec FED DOLLARS	Gov Rec FED FTE	Gov Rec OTHER DOLLARS	Gov Rec OTHER FTE	Gov Rec TOTAL DOLLARS	Gov Rec TOTAL FTE	Gov Rec One-Time DOLLARS
100 - Salaries and Wages	319,208		135,189		89,563		543,960	0.0	
Total PS	319,208	0.0	135,189	0.0	89,563	0.0	543,960	0.0	0
Grand Total	319,208	0.0	135,189	0.0	89,563	0.0	543,960	0.0	0

Department of Economic Development

DECISION ITEM DETAIL

Budget Unit	FY 2023	FY 2023	FY 2024	FY 2024	FY 2025	FY 2025	FY 2025	FY 2025
Decision Item	ACTUAL	ACTUAL	BUDGET	BUDGET	DEPT REQ	DEPT REQ	GOV REC	GOV REC
Budget Object Class	DOLLAR	FTE	DOLLAR	FTE	DOLLAR	FTE	DOLLAR	FTE
REGIONAL ENGAGEMENT								
Pay Plan - 0000012								
DESIGNATED PRINCIPAL ASST DEPT	0	0.00	0	0.00	0	0.00	1,460	0.00
DIVISION DIRECTOR	0	0.00	0	0.00	0	0.00	4,257	0.00
DESIGNATED PRINCIPAL ASST DIV	0	0.00	0	0.00	0	0.00	2,095	0.00
OFFICE WORKER MISCELLANEOUS	0	0.00	0	0.00	0	0.00	550	0.00
MISCELLANEOUS PROFESSIONAL	0	0.00	0	0.00	0	0.00	736	0.00
ADMIN SUPPORT ASSISTANT	0	0.00	0	0.00	0	0.00	1,212	0.00
LEAD ADMIN SUPPORT ASSISTANT	0	0.00	0	0.00	0	0.00	1,212	0.00
ADMIN SUPPORT PROFESSIONAL	0	0.00	0	0.00	0	0.00	1,705	0.00
RESEARCH/DATA ANALYST	0	0.00	0	0.00	0	0.00	32	0.00
ECONOMIC DEVLPMNT PROFESSIONAL	0	0.00	0	0.00	0	0.00	3,066	0.00
ECONOMIC DEVELOPMENT SPEC	0	0.00	0	0.00	0	0.00	17,166	0.00
SR ECONOMIC DEVELOPMENT SPEC	0	0.00	0	0.00	0	0.00	21,933	0.00
ECONOMIC DEVELOPMENT SPV	0	0.00	0	0.00	0	0.00	8,443	0.00
ECONOMIC DEVELOPMENT MANAGER	0	0.00	0	0.00	0	0.00	2,325	0.00
TOTAL - PS	0	0.00	0	0.00	0	0.00	66,192	0.00
GRAND TOTAL	\$0	0.00	\$0	0.00	\$0	0.00	\$66,192	0.00
GENERAL REVENUE	\$0	0.00	\$0	0.00	\$0	0.00	\$63,561	0.00
FEDERAL FUNDS	\$0	0.00	\$0	0.00	\$0	0.00	\$1,950	0.00
OTHER FUNDS	\$0	0.00	\$0	0.00	\$0	0.00	\$681	0.00

Department of Economic Development

DECISION ITEM DETAIL

Budget Unit	FY 2023	FY 2023	FY 2024	FY 2024	FY 2025	FY 2025	FY 2025	FY 2025
Decision Item	ACTUAL	ACTUAL	BUDGET	BUDGET	DEPT REQ	DEPT REQ	GOV REC	GOV REC
Budget Object Class	DOLLAR	FTE	DOLLAR	FTE	DOLLAR	FTE	DOLLAR	FTE
BUS & COMMUNITY SOLUTIONS								
Pay Plan - 0000012								
DESIGNATED PRINCIPAL ASST DEPT	0	0.00	0	0.00	0	0.00	192	0.00
DIVISION DIRECTOR	0	0.00	0	0.00	0	0.00	4,030	0.00
DESIGNATED PRINCIPAL ASST DIV	0	0.00	0	0.00	0	0.00	7,027	0.00
MISCELLANEOUS PROFESSIONAL	0	0.00	0	0.00	0	0.00	94	0.00
PRINCIPAL ASST BOARD/COMMISSON	0	0.00	0	0.00	0	0.00	183	0.00
LEAD ADMIN SUPPORT ASSISTANT	0	0.00	0	0.00	0	0.00	1,841	0.00
ADMIN SUPPORT PROFESSIONAL	0	0.00	0	0.00	0	0.00	5,188	0.00
SENIOR PROGRAM SPECIALIST	0	0.00	0	0.00	0	0.00	183	0.00
ECONOMIC DEVLPMNT PROFESSIONAL	0	0.00	0	0.00	0	0.00	11,979	0.00
ECONOMIC DEVELOPMENT SPEC	0	0.00	0	0.00	0	0.00	37,283	0.00
SR ECONOMIC DEVELOPMENT SPEC	0	0.00	0	0.00	0	0.00	35,094	0.00
ECONOMIC DEVELOPMENT SPV	0	0.00	0	0.00	0	0.00	9,135	0.00
ECONOMIC DEVELOPMENT MANAGER	0	0.00	0	0.00	0	0.00	13,743	0.00
LEAD AUDITOR	0	0.00	0	0.00	0	0.00	2,246	0.00
TOTAL - PS	0	0.00	0	0.00	0	0.00	128,218	0.00
GRAND TOTAL	\$0	0.00	\$0	0.00	\$0	0.00	\$128,218	0.00
GENERAL REVENUE	\$0	0.00	\$0	0.00	\$0	0.00	\$72,185	0.00
FEDERAL FUNDS	\$0	0.00	\$0	0.00	\$0	0.00	\$44,438	0.00
OTHER FUNDS	\$0	0.00	\$0	0.00	\$0	0.00	\$11,595	0.00

Department of Economic Development

DECISION ITEM DETAIL

Budget Unit	FY 2023	FY 2023	FY 2024	FY 2024	FY 2025	FY 2025	FY 2025	FY 2025
Decision Item	ACTUAL	ACTUAL	BUDGET	BUDGET	DEPT REQ	DEPT REQ	GOV REC	GOV REC
Budget Object Class	DOLLAR	FTE	DOLLAR	FTE	DOLLAR	FTE	DOLLAR	FTE
ST SUPP DOWNTOWN DVLP TRANSFER								
Pay Plan - 0000012								
TRANSFERS OUT	0	0.00	0	0.00	0	0.00	2,319	0.00
TOTAL - TRF	0	0.00	0	0.00	0	0.00	2,319	0.00
GRAND TOTAL	\$0	0.00	\$0	0.00	\$0	0.00	\$2,319	0.00
GENERAL REVENUE	\$0	0.00	\$0	0.00	\$0	0.00	\$2,319	0.00
FEDERAL FUNDS	\$0	0.00	\$0	0.00	\$0	0.00	\$0	0.00
OTHER FUNDS	\$0	0.00	\$0	0.00	\$0	0.00	\$0	0.00

Department of Economic Development

DECISION ITEM DETAIL

Budget Unit	FY 2023	FY 2023	FY 2024	FY 2024	FY 2025	FY 2025	FY 2025	FY 2025
Decision Item	ACTUAL	ACTUAL	BUDGET	BUDGET	DEPT REQ	DEPT REQ	GOV REC	GOV REC
Budget Object Class	DOLLAR	FTE	DOLLAR	FTE	DOLLAR	FTE	DOLLAR	FTE
MO COMMUNITY SVS COMM								
Pay Plan - 0000012								
MISCELLANEOUS PROFESSIONAL	0	0.00	0	0.00	0	0.00	37	0.00
PRINCIPAL ASST BOARD/COMMISSON	0	0.00	0	0.00	0	0.00	2,062	0.00
ADMIN SUPPORT PROFESSIONAL	0	0.00	0	0.00	0	0.00	800	0.00
ECONOMIC DEVLPMNT PROFESSIONAL	0	0.00	0	0.00	0	0.00	800	0.00
ECONOMIC DEVELOPMENT SPEC	0	0.00	0	0.00	0	0.00	3,801	0.00
SR ECONOMIC DEVELOPMENT SPEC	0	0.00	0	0.00	0	0.00	1,688	0.00
ECONOMIC DEVELOPMENT SPV	0	0.00	0	0.00	0	0.00	2,713	0.00
TOTAL - PS	0	0.00	0	0.00	0	0.00	11,901	0.00
GRAND TOTAL	\$0	0.00	\$0	0.00	\$0	0.00	\$11,901	0.00
GENERAL REVENUE	\$0	0.00	\$0	0.00	\$0	0.00	\$0	0.00
FEDERAL FUNDS	\$0	0.00	\$0	0.00	\$0	0.00	\$11,901	0.00
OTHER FUNDS	\$0	0.00	\$0	0.00	\$0	0.00	\$0	0.00

Department of Economic Development

DECISION ITEM DETAIL

Budget Unit	FY 2023	FY 2023	FY 2024	FY 2024	FY 2025	FY 2025	FY 2025	FY 2025
Decision Item	ACTUAL	ACTUAL	BUDGET	BUDGET	DEPT REQ	DEPT REQ	GOV REC	GOV REC
Budget Object Class	DOLLAR	FTE	DOLLAR	FTE	DOLLAR	FTE	DOLLAR	FTE
MO COMMUNITY SERV COMM ARPA								
Pay Plan - 0000012								
ECONOMIC DEVELOPMENT SPV	0	0.00	0	0.00	0	0.00	2,128	0.00
TOTAL - PS	0	0.00	0	0.00	0	0.00	2,128	0.00
GRAND TOTAL	\$0	0.00	\$0	0.00	\$0	0.00	\$2,128	0.00
GENERAL REVENUE	\$0	0.00	\$0	0.00	\$0	0.00	\$0	0.00
FEDERAL FUNDS	\$0	0.00	\$0	0.00	\$0	0.00	\$2,128	0.00
OTHER FUNDS	\$0	0.00	\$0	0.00	\$0	0.00	\$0	0.00

Department of Economic Development

DECISION ITEM DETAIL

Budget Unit	FY 2023	FY 2023	FY 2024	FY 2024	FY 2025	FY 2025	FY 2025	FY 2025
Decision Item	ACTUAL	ACTUAL	BUDGET	BUDGET	DEPT REQ	DEPT REQ	GOV REC	GOV REC
Budget Object Class	DOLLAR	FTE	DOLLAR	FTE	DOLLAR	FTE	DOLLAR	FTE
MISSOURI ONE START								
Pay Plan - 0000012								
DIVISION DIRECTOR	0	0.00	0	0.00	0	0.00	4,169	0.00
DESIGNATED PRINCIPAL ASST DIV	0	0.00	0	0.00	0	0.00	2,560	0.00
LEAD ADMIN SUPPORT ASSISTANT	0	0.00	0	0.00	0	0.00	1,420	0.00
ADMIN SUPPORT PROFESSIONAL	0	0.00	0	0.00	0	0.00	1,280	0.00
PUBLIC RELATIONS SPECIALIST	0	0.00	0	0.00	0	0.00	480	0.00
ECONOMIC DEVLPMNT PROFESSIONAL	0	0.00	0	0.00	0	0.00	1,610	0.00
ECONOMIC DEVELOPMENT SPEC	0	0.00	0	0.00	0	0.00	1,440	0.00
SR ECONOMIC DEVELOPMENT SPEC	0	0.00	0	0.00	0	0.00	11,826	0.00
ECONOMIC DEVELOPMENT SPV	0	0.00	0	0.00	0	0.00	2,191	0.00
TOTAL - PS	0	0.00	0	0.00	0	0.00	26,976	0.00
GRAND TOTAL	\$0	0.00	\$0	0.00	\$0	0.00	\$26,976	0.00
GENERAL REVENUE	\$0	0.00	\$0	0.00	\$0	0.00	\$26,976	0.00
FEDERAL FUNDS	\$0	0.00	\$0	0.00	\$0	0.00	\$0	0.00
OTHER FUNDS	\$0	0.00	\$0	0.00	\$0	0.00	\$0	0.00

Department of Economic Development

DECISION ITEM DETAIL

Budget Unit	FY 2023	FY 2023	FY 2024	FY 2024	FY 2025	FY 2025	FY 2025	FY 2025
Decision Item	ACTUAL	ACTUAL	BUDGET	BUDGET	DEPT REQ	DEPT REQ	GOV REC	GOV REC
Budget Object Class	DOLLAR	FTE	DOLLAR	FTE	DOLLAR	FTE	DOLLAR	FTE
STRATEGY AND PERFORM								
Pay Plan - 0000012								
DESIGNATED PRINCIPAL ASST DEPT	0	0.00	0	0.00	0	0.00	2,541	0.00
DIVISION DIRECTOR	0	0.00	0	0.00	0	0.00	4,094	0.00
DESIGNATED PRINCIPAL ASST DIV	0	0.00	0	0.00	0	0.00	6,462	0.00
MISCELLANEOUS PROFESSIONAL	0	0.00	0	0.00	0	0.00	128	0.00
SPECIAL ASST PROFESSIONAL	0	0.00	0	0.00	0	0.00	6,298	0.00
PRINCIPAL ASST BOARD/COMMISSON	0	0.00	0	0.00	0	0.00	2,618	0.00
ADMIN SUPPORT PROFESSIONAL	0	0.00	0	0.00	0	0.00	826	0.00
SENIOR PROGRAM SPECIALIST	0	0.00	0	0.00	0	0.00	1,504	0.00
RESEARCH/DATA ANALYST	0	0.00	0	0.00	0	0.00	2,048	0.00
SENIOR RESEARCH/DATA ANALYST	0	0.00	0	0.00	0	0.00	2,101	0.00
SR PUBLIC RELATIONS SPECIALIST	0	0.00	0	0.00	0	0.00	64	0.00
PUBLIC RELATIONS COORDINATOR	0	0.00	0	0.00	0	0.00	1,501	0.00
ECONOMIC DEVLPMNT PROFESSIONAL	0	0.00	0	0.00	0	0.00	2,596	0.00
ECONOMIC DEVELOPMENT SPEC	0	0.00	0	0.00	0	0.00	1,513	0.00
SR ECONOMIC DEVELOPMENT SPEC	0	0.00	0	0.00	0	0.00	2,912	0.00
TOTAL - PS	0	0.00	0	0.00	0	0.00	37,206	0.00
GRAND TOTAL	\$0	0.00	\$0	0.00	\$0	0.00	\$37,206	0.00
GENERAL REVENUE	\$0	0.00	\$0	0.00	\$0	0.00	\$30,965	0.00
FEDERAL FUNDS	\$0	0.00	\$0	0.00	\$0	0.00	\$2,522	0.00
OTHER FUNDS	\$0	0.00	\$0	0.00	\$0	0.00	\$3,719	0.00

Department of Economic Development

DECISION ITEM DETAIL

Budget Unit	FY 2023	FY 2023	FY 2024	FY 2024	FY 2025	FY 2025	FY 2025	FY 2025
Decision Item	ACTUAL	ACTUAL	BUDGET	BUDGET	DEPT REQ	DEPT REQ	GOV REC	GOV REC
Budget Object Class	DOLLAR	FTE	DOLLAR	FTE	DOLLAR	FTE	DOLLAR	FTE
STATEWIDE PLANNING ARPA-EDA								
Pay Plan - 0000012								
GRANTS SPECIALIST	0	0.00	0	0.00	0	0.00	1,899	0.00
TOTAL - PS	0	0.00	0	0.00	0	0.00	1,899	0.00
GRAND TOTAL	\$0	0.00	\$0	0.00	\$0	0.00	\$1,899	0.00
GENERAL REVENUE								
	\$0	0.00	\$0	0.00	\$0	0.00	\$0	0.00
FEDERAL FUNDS								
	\$0	0.00	\$0	0.00	\$0	0.00	\$1,899	0.00
OTHER FUNDS								
	\$0	0.00	\$0	0.00	\$0	0.00	\$0	0.00

Department of Economic Development

DECISION ITEM DETAIL

Budget Unit	FY 2023	FY 2023	FY 2024	FY 2024	FY 2025	FY 2025	FY 2025	FY 2025
Decision Item	ACTUAL	ACTUAL	BUDGET	BUDGET	DEPT REQ	DEPT REQ	GOV REC	GOV REC
Budget Object Class	DOLLAR	FTE	DOLLAR	FTE	DOLLAR	FTE	DOLLAR	FTE
RURAL BROADBAND GRANT								
Pay Plan - 0000012								
GRANTS SPECIALIST	0	0.00	0	0.00	0	0.00	49,552	0.00
GRANTS MANAGER	0	0.00	0	0.00	0	0.00	18,885	0.00
TOTAL - PS	0	0.00	0	0.00	0	0.00	68,437	0.00
GRAND TOTAL	\$0	0.00	\$0	0.00	\$0	0.00	\$68,437	0.00
GENERAL REVENUE	\$0	0.00	\$0	0.00	\$0	0.00	\$0	0.00
FEDERAL FUNDS	\$0	0.00	\$0	0.00	\$0	0.00	\$68,437	0.00
OTHER FUNDS	\$0	0.00	\$0	0.00	\$0	0.00	\$0	0.00

Department of Economic Development

DECISION ITEM DETAIL

Budget Unit	FY 2023	FY 2023	FY 2024	FY 2024	FY 2025	FY 2025	FY 2025	FY 2025
Decision Item	ACTUAL	ACTUAL	BUDGET	BUDGET	DEPT REQ	DEPT REQ	GOV REC	GOV REC
Budget Object Class	DOLLAR	FTE	DOLLAR	FTE	DOLLAR	FTE	DOLLAR	FTE
MILITARY ADVOCATE								
Pay Plan - 0000012								
DESIGNATED PRINCIPAL ASST DIV	0	0.00	0	0.00	0	0.00	4,914	0.00
ECONOMIC DEVLPMNT PROFESSIONAL	0	0.00	0	0.00	0	0.00	1,390	0.00
TOTAL - PS	0	0.00	0	0.00	0	0.00	6,304	0.00
GRAND TOTAL	\$0	0.00	\$0	0.00	\$0	0.00	\$6,304	0.00
GENERAL REVENUE	\$0	0.00	\$0	0.00	\$0	0.00	\$6,304	0.00
FEDERAL FUNDS	\$0	0.00	\$0	0.00	\$0	0.00	\$0	0.00
OTHER FUNDS	\$0	0.00	\$0	0.00	\$0	0.00	\$0	0.00

Department of Economic Development

DECISION ITEM DETAIL

Budget Unit	FY 2023	FY 2023	FY 2024	FY 2024	FY 2025	FY 2025	FY 2025	FY 2025
Decision Item	ACTUAL	ACTUAL	BUDGET	BUDGET	DEPT REQ	DEPT REQ	GOV REC	GOV REC
Budget Object Class	DOLLAR	FTE	DOLLAR	FTE	DOLLAR	FTE	DOLLAR	FTE
TOURISM-TRANSFER								
Pay Plan - 0000012								
TRANSFERS OUT	0	0.00	0	0.00	0	0.00	84,222	0.00
TOTAL - TRF	0	0.00	0	0.00	0	0.00	84,222	0.00
GRAND TOTAL	\$0	0.00	\$0	0.00	\$0	0.00	\$84,222	0.00
GENERAL REVENUE	\$0	0.00	\$0	0.00	\$0	0.00	\$84,222	0.00
FEDERAL FUNDS	\$0	0.00	\$0	0.00	\$0	0.00	\$0	0.00
OTHER FUNDS	\$0	0.00	\$0	0.00	\$0	0.00	\$0	0.00

Department of Economic Development

DECISION ITEM DETAIL

Budget Unit	FY 2023	FY 2023	FY 2024	FY 2024	FY 2025	FY 2025	FY 2025	FY 2025
Decision Item	ACTUAL	ACTUAL	BUDGET	BUDGET	DEPT REQ	DEPT REQ	GOV REC	GOV REC
Budget Object Class	DOLLAR	FTE	DOLLAR	FTE	DOLLAR	FTE	DOLLAR	FTE
TOURISM								
Pay Plan - 0000012								
DIVISION DIRECTOR	0	0.00	0	0.00	0	0.00	4,207	0.00
DESIGNATED PRINCIPAL ASST DIV	0	0.00	0	0.00	0	0.00	9,920	0.00
MISCELLANEOUS PROFESSIONAL	0	0.00	0	0.00	0	0.00	1,857	0.00
PRINCIPAL ASST BOARD/COMMISSON	0	0.00	0	0.00	0	0.00	1,824	0.00
LEAD ADMIN SUPPORT ASSISTANT	0	0.00	0	0.00	0	0.00	1,720	0.00
ASSOCIATE CUSTOMER SERVICE REP	0	0.00	0	0.00	0	0.00	6,257	0.00
LEAD CUSTOMER SERVICE REP	0	0.00	0	0.00	0	0.00	6,646	0.00
ASSOC RESEARCH/DATA ANALYST	0	0.00	0	0.00	0	0.00	1,940	0.00
PUBLIC RELATIONS SPECIALIST	0	0.00	0	0.00	0	0.00	4,140	0.00
SR PUBLIC RELATIONS SPECIALIST	0	0.00	0	0.00	0	0.00	6,623	0.00
PUBLIC RELATIONS COORDINATOR	0	0.00	0	0.00	0	0.00	2,536	0.00
ECONOMIC DEVLPMNT PROFESSIONAL	0	0.00	0	0.00	0	0.00	1,739	0.00
ECONOMIC DEVELOPMENT SPEC	0	0.00	0	0.00	0	0.00	1,826	0.00
ECONOMIC DEVELOPMENT SPV	0	0.00	0	0.00	0	0.00	6,760	0.00
ECONOMIC DEVELOPMENT MANAGER	0	0.00	0	0.00	0	0.00	3,060	0.00
INTERMEDIATE ACCOUNTANT	0	0.00	0	0.00	0	0.00	2,023	0.00
TOTAL - PS	0	0.00	0	0.00	0	0.00	63,078	0.00
GRAND TOTAL	\$0	0.00	\$0	0.00	\$0	0.00	\$63,078	0.00
GENERAL REVENUE	\$0	0.00	\$0	0.00	\$0	0.00	\$0	0.00
FEDERAL FUNDS	\$0	0.00	\$0	0.00	\$0	0.00	\$0	0.00
OTHER FUNDS	\$0	0.00	\$0	0.00	\$0	0.00	\$63,078	0.00

Department of Economic Development

DECISION ITEM DETAIL

Budget Unit	FY 2023	FY 2023	FY 2024	FY 2024	FY 2025	FY 2025	FY 2025	FY 2025
Decision Item	ACTUAL	ACTUAL	BUDGET	BUDGET	DEPT REQ	DEPT REQ	GOV REC	GOV REC
Budget Object Class	DOLLAR	FTE	DOLLAR	FTE	DOLLAR	FTE	DOLLAR	FTE
ADMINISTRATIVE SERVICES								
Pay Plan - 0000012								
SALARIES & WAGES	0	0.00	0	0.00	0	0.00	537	0.00
STATE DEPARTMENT DIRECTOR	0	0.00	0	0.00	0	0.00	5,847	0.00
DEPUTY STATE DEPT DIRECTOR	0	0.00	0	0.00	0	0.00	3,435	0.00
DESIGNATED PRINCIPAL ASST DEPT	0	0.00	0	0.00	0	0.00	2,650	0.00
LEGAL COUNSEL	0	0.00	0	0.00	0	0.00	398	0.00
CHIEF COUNSEL	0	0.00	0	0.00	0	0.00	4,187	0.00
DEPUTY GENERAL COUNSEL	0	0.00	0	0.00	0	0.00	3,351	0.00
ADMIN SUPPORT PROFESSIONAL	0	0.00	0	0.00	0	0.00	2,722	0.00
SENIOR RESEARCH/DATA ANALYST	0	0.00	0	0.00	0	0.00	174	0.00
AGENCY BUDGET SENIOR ANALYST	0	0.00	0	0.00	0	0.00	2,346	0.00
SENIOR ACCOUNTS ASSISTANT	0	0.00	0	0.00	0	0.00	1,737	0.00
ACCOUNTANT	0	0.00	0	0.00	0	0.00	3,101	0.00
INTERMEDIATE ACCOUNTANT	0	0.00	0	0.00	0	0.00	3,069	0.00
ACCOUNTANT MANAGER	0	0.00	0	0.00	0	0.00	3,464	0.00
HUMAN RESOURCES GENERALIST	0	0.00	0	0.00	0	0.00	1,800	0.00
HUMAN RESOURCES SPECIALIST	0	0.00	0	0.00	0	0.00	2,249	0.00
HUMAN RESOURCES MANAGER	0	0.00	0	0.00	0	0.00	4,013	0.00
TOTAL - PS	0	0.00	0	0.00	0	0.00	45,080	0.00
GRAND TOTAL	\$0	0.00	\$0	0.00	\$0	0.00	\$45,080	0.00
GENERAL REVENUE	\$0	0.00	\$0	0.00	\$0	0.00	\$32,676	0.00
FEDERAL FUNDS	\$0	0.00	\$0	0.00	\$0	0.00	\$1,914	0.00
OTHER FUNDS	\$0	0.00	\$0	0.00	\$0	0.00	\$10,490	0.00

CORE DECISION ITEM

Department:	Economic Development	Budget Unit	43010C
Division:	Regional Engagement		
Core:	Regional Engagement	HB Section:	7.005

1. CORE FINANCIAL SUMMARY

	FY 2025 Budget Request			
	GR	Federal	Other	Total
PS	1,673,724	60,942	21,269	1,755,935
EE	822,201	0	213,994	1,036,195
PSD	8,000	0	386,006	394,006
TRF	0	0	0	0
Total	2,503,925	60,942	621,269	3,186,136

FTE	27.71	0.92	0.25	28.88
------------	--------------	-------------	-------------	--------------

Est. Fringe	1,039,973	36,531	11,682	1,088,186
--------------------	-----------	--------	--------	-----------

Note: Fringes budgeted in House Bill 5 except for certain fringes budgeted directly to MoDOT, Highway Patrol, and Conservation.

Other Funds: Economic Development Administrative Revolving Fund (0547)
International Promotions Revolving Fund (0567)

Federal Funds: Community Development Block Grant (0123)

	FY 2025 Governor's Recommendation			
	GR	Fed	Other	Total
PS	1,673,724	60,942	21,269	1,755,935
EE	822,201	0	213,994	1,036,195
PSD	8,000	0	386,006	394,006
TRF	0	0	0	0
Total	2,503,925	60,942	621,269	3,186,136

FTE	27.71	0.92	0.25	28.88
------------	--------------	-------------	-------------	--------------

Est. Fringe	1,039,973	36,531	11,682	1,088,186
--------------------	-----------	--------	--------	-----------

Note: Fringes budgeted in House Bill 5 except for certain fringes budgeted directly to MoDOT, Highway Patrol, and Conservation.

Other Funds: Economic Development Administrative Revolving Fund (0547)
International Promotions Revolving Fund (0567)

Federal Funds: Community Development Block Grant (0123)

2. CORE DESCRIPTION

The Regional Engagement Division serves as the first and primary contact for the Department of Economic Development's (DED) local partners, business and community customers as they access state, federal, and partner agency resources. They foster regional economic growth by helping businesses and communities with solutions for business retention, expansion and community development projects. The Division houses DED's project managers and Missouri's International Trade Managers.

The division consists of six regional teams that span the entire state. These team members are a part of their region- rural, urban, or suburban; supporting plans, initiatives, and priorities of the communities. They develop relationships, share program knowledge, and deliver solutions aimed at addressing the capacity for growth of businesses and communities.

The Business Recruitment and Marketing program and Missouri's International Trade Investment Offices can be found in separate Core Decision Item forms.

3. PROGRAM LISTING (list programs included in this core funding)

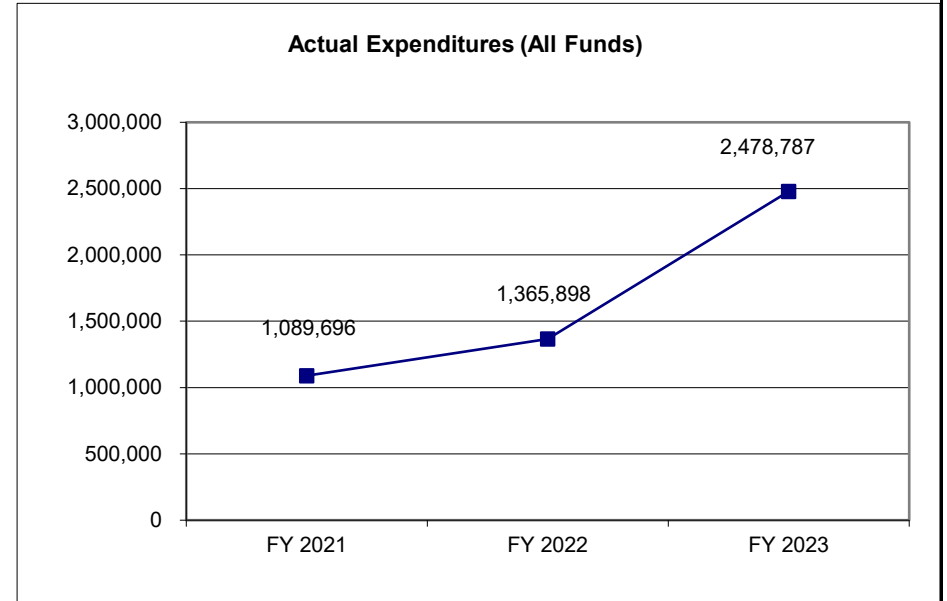
Regional Engagement and International Trade and Investment Office

CORE DECISION ITEM

Department:	Economic Development	Budget Unit	43010C
Division:	Regional Engagement		
Core:	Regional Engagement	HB Section:	7.005

4. FINANCIAL HISTORY

	FY 2021 Actual	FY 2022 Actual	FY 2023 Actual	FY 2024 Current Yr.
Appropriation (All Funds)	1,750,418	1,743,160	4,402,421	3,956,290
Less Reverted (All Funds)	(36,021)	(35,918)	(77,022)	(75,118)
Less Restricted (All Funds)*	0	0	0	0
Budget Authority (All Funds)	1,714,397	1,707,242	4,325,399	3,881,172
Actual Expenditures (All Funds)	1,089,696	1,365,898	2,478,787	N/A
Unexpended (All Funds)	624,701	341,344	1,846,612	N/A
Unexpended, by Fund:				
General Revenue	353,751	85,735	276,880	N/A
Federal	236,972	221,290	239,200	N/A
Other	33,978	34,319	1,330,532	N/A
	(1) (2)		(3)	



*Restricted amount is as of: _____

Reverted includes Governor's standard 3 percent reserve (when applicable).

Restricted includes any extraordinary expenditure restriction (when applicable).

NOTES:

- (1) Federal spending authority exceeded actual available funds. The department reduced federal spending authority to reflect actual funds available at the time.
- (2) Unexpended General Revenue funds in FY2021 largely due to impacts of COVID-19 and a decrease in travel.
- (3) Unexpended amounts for General Revenue are due to staff turnover in the division. Unexpended from the Other fund includes the Trade Promotion fund, which was moved from the Business and Community Solutions budget in FY2023. For FY2024, the spending authority for Trade Promotion fund was reduced to reflect actual spending.

CORE RECONCILIATION DETAIL

DEPARTMENT OF ECONOMIC DEVELOPMENT REGIONAL ENGAGEMENT

5. CORE RECONCILIATION DETAIL

		Budget Class	FTE	GR	Federal	Other	Total	Explanation
TAFP AFTER VETOES								
		PS	35.88	1,673,724	415,960	21,269	2,110,953	
		EE	0.00	822,201	60,135	208,994	1,091,330	
		PD	0.00	8,000	1	746,006	754,007	
		Total	35.88	2,503,925	476,096	976,269	3,956,290	
DEPARTMENT CORE ADJUSTMENTS								
Core Reduction	1086 5089	PS	(5.00)	0	(355,018)	0	(355,018)	Core reduction - tied to Fund Switch NDI #1419001
Core Reduction	1086 5090	EE	0.00	0	(60,135)	0	(60,135)	Core reduction - tied to Fund Switch NDI #1419001
Core Reduction	1086 5090	PD	0.00	0	(1)	0	(1)	Core reduction - tied to Fund Switch NDI #1419001
Core Reduction	1091 8856	PD	0.00	0	0	(355,000)	(355,000)	Core Reduction - Tied to Fund Switch NDI #1419002
Core Reallocation	1058 8849	EE	0.00	0	0	5,000	5,000	
Core Reallocation	1058 8849	PD	0.00	0	0	(5,000)	(5,000)	
Core Reallocation	1077 5089	PS	(1.00)	0	0	0	0	Reallocation of FTE to MCSC
Core Reallocation	1545 5089	PS	(1.00)	0	0	0	0	Reallocation from RED to BCS-CDBG
NET DEPARTMENT CHANGES			(7.00)	0	(415,154)	(355,000)	(770,154)	
DEPARTMENT CORE REQUEST								
		PS	28.88	1,673,724	60,942	21,269	1,755,935	
		EE	0.00	822,201	0	213,994	1,036,195	

CORE RECONCILIATION DETAIL

**DEPARTMENT OF ECONOMIC DEVELOPMENT
REGIONAL ENGAGEMENT**

5. CORE RECONCILIATION DETAIL

	Budget Class	FTE	GR	Federal	Other	Total	Explanation
<hr/>							
DEPARTMENT CORE REQUEST	PD	0.00	8,000	0	386,006	394,006	
	Total	28.88	2,503,925	60,942	621,269	3,186,136	
<hr/>							
GOVERNOR'S RECOMMENDED CORE	PS	28.88	1,673,724	60,942	21,269	1,755,935	
	EE	0.00	822,201	0	213,994	1,036,195	
	PD	0.00	8,000	0	386,006	394,006	
	Total	28.88	2,503,925	60,942	621,269	3,186,136	
<hr/>							

Department of Economic Development

DECISION ITEM SUMMARY

Budget Unit								
Decision Item	FY 2023	FY 2023	FY 2024	FY 2024	FY 2025	FY 2025	FY 2025	FY 2025
Budget Object Summary	ACTUAL	ACTUAL	BUDGET	BUDGET	DEPT REQ	DEPT REQ	GOV REC	GOV REC
Fund	DOLLAR	FTE	DOLLAR	FTE	DOLLAR	FTE	DOLLAR	FTE
REGIONAL ENGAGEMENT								
CORE								
PERSONAL SERVICES								
GENERAL REVENUE	1,083,367	18.48	1,673,724	27.71	1,673,724	27.71	1,673,724	27.71
DED-ED PRO-CDBG-ADMINISTRATION	15,066	0.32	60,942	0.92	60,942	0.92	60,942	0.92
DIV JOB DEVELOPMENT & TRAINING	286,960	5.09	355,018	7.00	0	0.00	0	0.00
DED ADMINISTRATIVE	0	0.00	21,269	0.25	21,269	0.25	21,269	0.25
TOTAL - PS	1,385,393	23.89	2,110,953	35.88	1,755,935	28.88	1,755,935	28.88
EXPENSE & EQUIPMENT								
GENERAL REVENUE	617,066	0.00	822,201	0.00	822,201	0.00	822,201	0.00
DIV JOB DEVELOPMENT & TRAINING	0	0.00	60,135	0.00	0	0.00	0	0.00
INTERNATIONAL PROMOTIONS REVOL	50,949	0.00	208,994	0.00	213,994	0.00	213,994	0.00
TOTAL - EE	668,015	0.00	1,091,330	0.00	1,036,195	0.00	1,036,195	0.00
PROGRAM-SPECIFIC								
GENERAL REVENUE	13,057	0.00	8,000	0.00	8,000	0.00	8,000	0.00
DIV JOB DEVELOPMENT & TRAINING	0	0.00	1	0.00	0	0.00	0	0.00
INTERNATIONAL PROMOTIONS REVOL	110,541	0.00	391,006	0.00	386,006	0.00	386,006	0.00
ECON DEVELOP ADVANCEMENT FUND	301,781	0.00	355,000	0.00	0	0.00	0	0.00
TOTAL - PD	425,379	0.00	754,007	0.00	394,006	0.00	394,006	0.00
TOTAL	2,478,787	23.89	3,956,290	35.88	3,186,136	28.88	3,186,136	28.88
Regional Engage Fund Switch - 1419001								
PERSONAL SERVICES								
GENERAL REVENUE	0	0.00	0	0.00	312,515	5.00	312,515	5.00
TOTAL - PS	0	0.00	0	0.00	312,515	5.00	312,515	5.00
EXPENSE & EQUIPMENT								
GENERAL REVENUE	0	0.00	0	0.00	37,485	0.00	37,485	0.00
TOTAL - EE	0	0.00	0	0.00	37,485	0.00	37,485	0.00
TOTAL	0	0.00	0	0.00	350,000	5.00	350,000	5.00
RED GMAP Fund Switch - 1419002								
PROGRAM-SPECIFIC								

1/24/24 11:45

im_disummary

Department of Economic Development

DECISION ITEM SUMMARY

Budget Unit								
Decision Item	FY 2023	FY 2023	FY 2024	FY 2024	FY 2025	FY 2025	FY 2025	FY 2025
Budget Object Summary	ACTUAL	ACTUAL	BUDGET	BUDGET	DEPT REQ	DEPT REQ	GOV REC	GOV REC
Fund	DOLLAR	FTE	DOLLAR	FTE	DOLLAR	FTE	DOLLAR	FTE
REGIONAL ENGAGEMENT								
RED GMAP Fund Switch - 1419002								
PROGRAM-SPECIFIC								
GENERAL REVENUE	0	0.00	0	0.00	365,650	0.00	365,650	0.00
TOTAL - PD	0	0.00	0	0.00	365,650	0.00	365,650	0.00
TOTAL	0	0.00	0	0.00	365,650	0.00	365,650	0.00
Pay Plan - 0000012								
PERSONAL SERVICES								
GENERAL REVENUE	0	0.00	0	0.00	0	0.00	63,561	0.00
DED-ED PRO-CDBG-ADMINISTRATION	0	0.00	0	0.00	0	0.00	1,950	0.00
DED ADMINISTRATIVE	0	0.00	0	0.00	0	0.00	681	0.00
TOTAL - PS	0	0.00	0	0.00	0	0.00	66,192	0.00
TOTAL	0	0.00	0	0.00	0	0.00	66,192	0.00
GRAND TOTAL	\$2,478,787	23.89	\$3,956,290	35.88	\$3,901,786	33.88	\$3,967,978	33.88

1/24/24 11:45

im_disummary

FLEXIBILITY REQUEST FORM

BUDGET UNIT NUMBER: 43010C BUDGET UNIT NAME: Regional Engagement HOUSE BILL SECTION: 7.005	DEPARTMENT: Economic Development DIVISION: Regional Engagement
1. Provide the amount by fund of personal service flexibility and the amount by fund of expense and equipment flexibility you are requesting in dollar and percentage terms and explain why the flexibility is needed. If flexibility is being requested among divisions, provide the amount by fund of flexibility you are requesting in dollar and percentage terms and explain why the flexibility is needed.	
DEPARTMENT REQUEST	
<p>The department is requesting 10% flexibility between the Personal Service and/or Expense and Equipment appropriation. This flexibility is needed to ensure our ability to immediately address any identified operational modifications in order to provide the highest quality services to Missourians.</p> <p>- Regional Engagement PS (0101) - \$1,673,724 x 10% = \$167,372 and Regional Engagement EE (0101) - \$830,201 x 10% = \$83,020</p>	
2. Estimate how much flexibility will be used for the budget year. How much flexibility was used in the Prior Year Budget and the Current Year Budget? Please specify the amount.	
PRIOR YEAR ACTUAL AMOUNT OF FLEXIBILITY USED	CURRENT YEAR ESTIMATED AMOUNT OF FLEXIBILITY THAT WILL BE USED
\$0	Expenditures in PS and E&E will differ annually based on needs to cover operational expenses, address emergency and changing situations, etc.
3. Please explain how flexibility was used in the prior and/or current years.	
PRIOR YEAR EXPLAIN ACTUAL USE	CURRENT YEAR EXPLAIN PLANNED USE
N/A	N/A

Department of Economic Development

DECISION ITEM DETAIL

Budget Unit	FY 2023	FY 2023	FY 2024	FY 2024	FY 2025	FY 2025	FY 2025	FY 2025
Decision Item	ACTUAL	ACTUAL	BUDGET	BUDGET	DEPT REQ	DEPT REQ	GOV REC	GOV REC
Budget Object Class	DOLLAR	FTE	DOLLAR	FTE	DOLLAR	FTE	DOLLAR	FTE
REGIONAL ENGAGEMENT								
CORE								
STATE DEPARTMENT DIRECTOR	18,399	0.10	0	0.00	0	0.00	0	0.00
DEPUTY STATE DEPT DIRECTOR	10,654	0.08	0	0.00	0	0.00	0	0.00
DESIGNATED PRINCIPAL ASST DEPT	0	0.00	45,621	1.00	45,621	1.00	45,621	1.00
DIVISION DIRECTOR	132,624	1.08	133,022	1.00	133,022	1.00	133,022	1.00
DESIGNATED PRINCIPAL ASST DIV	99,547	1.32	65,459	0.85	65,459	0.85	65,459	0.85
CHIEF COUNSEL	10,393	0.08	0	0.00	0	0.00	0	0.00
OFFICE WORKER MISCELLANEOUS	16,056	0.43	17,183	0.45	17,183	0.45	17,183	0.45
MISCELLANEOUS PROFESSIONAL	23,147	0.37	0	0.00	23,000	0.25	23,000	0.25
SPECIAL ASST PROFESSIONAL	5,963	0.06	0	0.00	0	0.00	0	0.00
ADMIN SUPPORT ASSISTANT	38,562	0.97	47,880	1.00	37,880	1.00	37,880	1.00
LEAD ADMIN SUPPORT ASSISTANT	7,460	0.21	37,874	1.00	37,874	0.50	37,874	0.50
ADMIN SUPPORT PROFESSIONAL	32,682	0.79	21,269	0.25	53,269	1.25	53,269	1.25
RESEARCH/DATA ANALYST	0	0.00	1,003	0.00	1,003	0.00	1,003	0.00
ECONOMIC DEVLPMNT PROFESSIONAL	83,012	1.78	129,130	3.25	95,810	2.75	95,810	2.75
ECONOMIC DEVELOPMENT SPEC	304,679	6.53	588,043	8.43	536,438	7.43	536,438	7.43
SR ECONOMIC DEVELOPMENT SPEC	263,553	4.97	687,966	13.80	372,873	7.55	372,873	7.55
ECONOMIC DEVELOPMENT SPV	325,479	4.96	263,845	3.85	263,845	3.85	263,845	3.85
ECONOMIC DEVELOPMENT MANAGER	0	0.00	72,658	1.00	72,658	1.00	72,658	1.00
ACCOUNTANT MANAGER	7,243	0.08	0	0.00	0	0.00	0	0.00
HUMAN RESOURCES MANAGER	5,940	0.08	0	0.00	0	0.00	0	0.00
TOTAL - PS	1,385,393	23.89	2,110,953	35.88	1,755,935	28.88	1,755,935	28.88
TRAVEL, IN-STATE	116,510	0.00	135,605	0.00	122,277	0.00	122,277	0.00
TRAVEL, OUT-OF-STATE	76,574	0.00	189,280	0.00	146,280	0.00	146,280	0.00
FUEL & UTILITIES	0	0.00	4,428	0.00	2,820	0.00	2,820	0.00
SUPPLIES	9,898	0.00	79,000	0.00	32,300	0.00	32,300	0.00
PROFESSIONAL DEVELOPMENT	212,351	0.00	139,348	0.00	302,648	0.00	302,648	0.00
COMMUNICATION SERV & SUPP	19,649	0.00	83,685	0.00	46,985	0.00	46,985	0.00
PROFESSIONAL SERVICES	152,284	0.00	365,959	0.00	265,559	0.00	265,559	0.00
M&R SERVICES	46,728	0.00	9,024	0.00	39,024	0.00	39,024	0.00
COMPUTER EQUIPMENT	0	0.00	11,509	0.00	8,160	0.00	8,160	0.00
MOTORIZED EQUIPMENT	0	0.00	1,060	0.00	1,060	0.00	1,060	0.00
OFFICE EQUIPMENT	1,287	0.00	18,424	0.00	15,074	0.00	15,074	0.00

Department of Economic Development

DECISION ITEM DETAIL

Budget Unit	FY 2023	FY 2023	FY 2024	FY 2024	FY 2025	FY 2025	FY 2025	FY 2025
Decision Item	ACTUAL	ACTUAL	BUDGET	BUDGET	DEPT REQ	DEPT REQ	GOV REC	GOV REC
Budget Object Class	DOLLAR	FTE	DOLLAR	FTE	DOLLAR	FTE	DOLLAR	FTE
REGIONAL ENGAGEMENT								
CORE								
OTHER EQUIPMENT	2,109	0.00	3,356	0.00	3,356	0.00	3,356	0.00
PROPERTY & IMPROVEMENTS	0	0.00	830	0.00	830	0.00	830	0.00
BUILDING LEASE PAYMENTS	27,000	0.00	34,912	0.00	34,912	0.00	34,912	0.00
EQUIPMENT RENTALS & LEASES	967	0.00	1,548	0.00	1,548	0.00	1,548	0.00
MISCELLANEOUS EXPENSES	2,658	0.00	11,822	0.00	11,822	0.00	11,822	0.00
REBILLABLE EXPENSES	0	0.00	1,540	0.00	1,540	0.00	1,540	0.00
TOTAL - EE	668,015	0.00	1,091,330	0.00	1,036,195	0.00	1,036,195	0.00
PROGRAM DISTRIBUTIONS	425,379	0.00	754,006	0.00	394,005	0.00	394,005	0.00
REFUNDS	0	0.00	1	0.00	1	0.00	1	0.00
TOTAL - PD	425,379	0.00	754,007	0.00	394,006	0.00	394,006	0.00
GRAND TOTAL	\$2,478,787	23.89	\$3,956,290	35.88	\$3,186,136	28.88	\$3,186,136	28.88
GENERAL REVENUE	\$1,713,490	18.48	\$2,503,925	27.71	\$2,503,925	27.71	\$2,503,925	27.71
FEDERAL FUNDS	\$302,026	5.41	\$476,096	7.92	\$60,942	0.92	\$60,942	0.92
OTHER FUNDS	\$463,271	0.00	\$976,269	0.25	\$621,269	0.25	\$621,269	0.25

PROGRAM DESCRIPTION

Department: Economic Development

HB Section(s): 7.005

Program Name: Regional Engagement

Program is found in the following core budget(s): Regional Engagement

1a. What strategic priority does this program address?

Business Development

1b. What does this program do?

- Perform proactive business and community outreach visits with customers to understand the needs, opportunities, and challenges for future growth across rural, urban, and suburban areas of the state.
- Provide economic recovery support along with customized program solutions and technical assistance to business and community customers with incentives and other resources available.
- Coordinate existing business expansion projects, and related infrastructure projects, in support of retained and increased employment and capital investment. Coordination is comprehensive, from identifying business needs and opportunities to proposing solutions and assisting with program enrollment.
- This Division also provides the administration for the International Trade and Investment Offices (full description may be found on the program's Program Description Form).

2a. Provide an activity measure(s) for the program.

	FY2021		FY2022		FY2023		FY2024	FY2025	FY2026
	Projected	Actual	Projected	Actual	Projected	Actual	Projected	Projected	Projected
Technical Assistance	315	1,978	1,296	1,918	1,918	1,676	1,857	1,950	2,047
Projects Opened	104	112	123	122	135	124	119	125	131
Accepted and Enrolled	101	97	107	100	118	97	98	103	108

Note 1: Technical Assistance represents resource and solution connections made to support customers and partners frequently independent of specific project activity or incentives support.

Note 2: Projects Opened represents business growth and retention opportunities with a defined scope and timeline.

Note 3: Accepted and Enrolled includes businesses that have accepted a proposal or enrolled in a program. These may include projects that were opened in a prior fiscal year.

Note 4: All activity measures (Technical Assistance, Projects Opened, and Accepted and Enrolled) projections for FY2024 are based on the actual average of FY2021, FY2022, and FY2023; with an additional 5% increase for FY2025 and FY2026.

2b. Provide a measure(s) of the program's quality.

	FY2021		FY2022		FY2023		FY2024	FY2025	FY2026
	Projected	Actual	Projected	Actual	Projected	Actual	Projected	Projected	Projected
Customer Service Experience	94%	81%	96%	88%	97%	89%	97%	97%	97%

Note 1: Percentage of customers who rated their experience as "very" or "somewhat" positive.

Note 2: FY2023 results based on survey that included 44 respondents specific to Regional Engagement Division.

PROGRAM DESCRIPTION

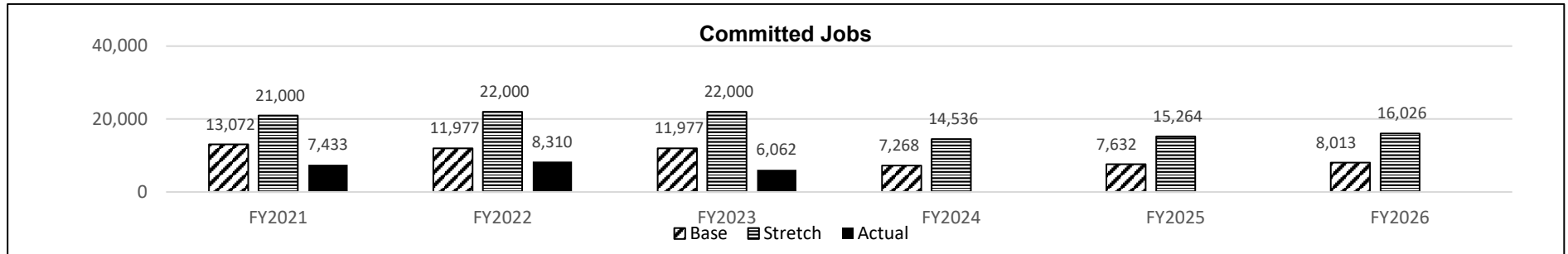
Department: Economic Development

HB Section(s): 7.005

Program Name: Regional Engagement

Program is found in the following core budget(s): Regional Engagement

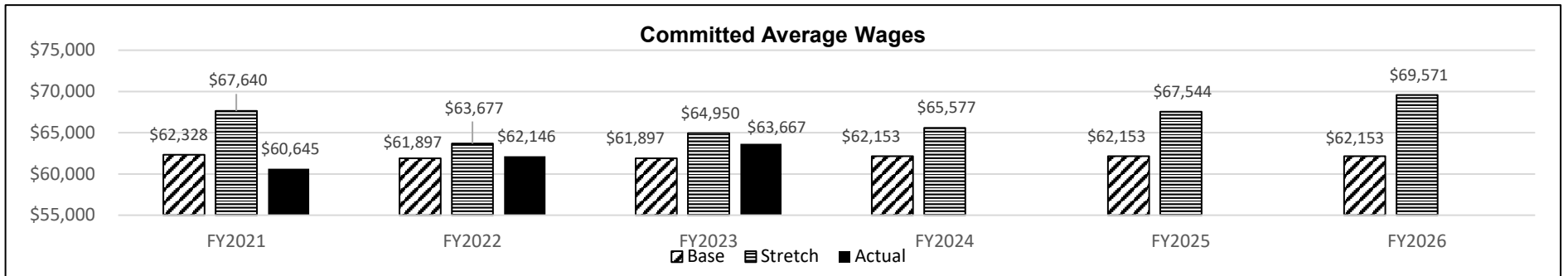
2c. Provide a measure(s) of the program's impact.



Note 1: Committed Jobs represents those jobs to be created or retained in growth opportunities facilitated.

Note 2: FY2024 base is an average of the previous 3 years (FY2021, FY2022, and FY2023) actuals. FY2025 and FY2026 base is a 5% increase year over year.

Note 3: Stretch goals for FY2024, FY2025, and FY2026 are set to be double of the particular year base.



Note 1: Committed Average Wages represents wage thresholds for created or retained jobs at the time of proposal acceptance or program enrollment.

Note 2: FY2024 Base is average of the previous 3 years (FY2021, FY2022, and FY2023) Actuals. FY2025 and FY2026 remain constant to base FY2024.

Note 3: Stretch goals for wages assumes a 3% increase each year from FY2023 actual.

PROGRAM DESCRIPTION

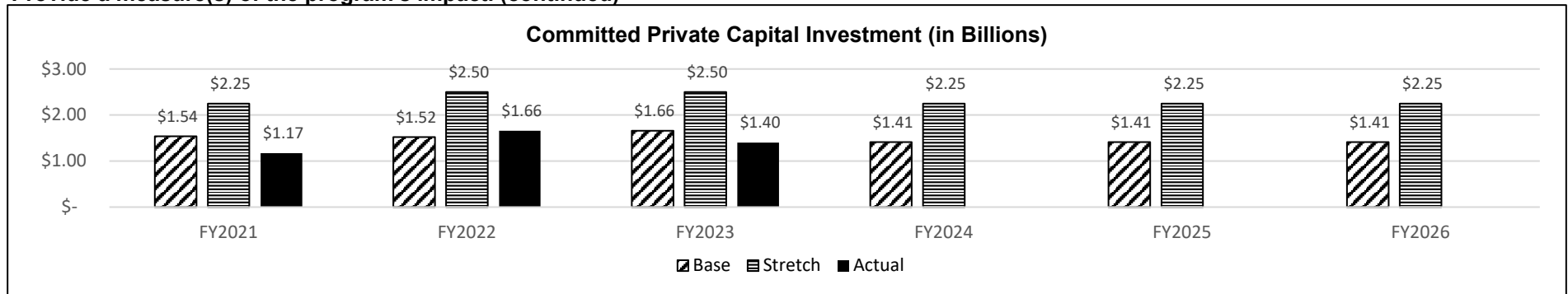
Department: Economic Development

HB Section(s): 7.005

Program Name: Regional Engagement

Program is found in the following core budget(s): Regional Engagement

2c. Provide a measure(s) of the program's impact. (continued)

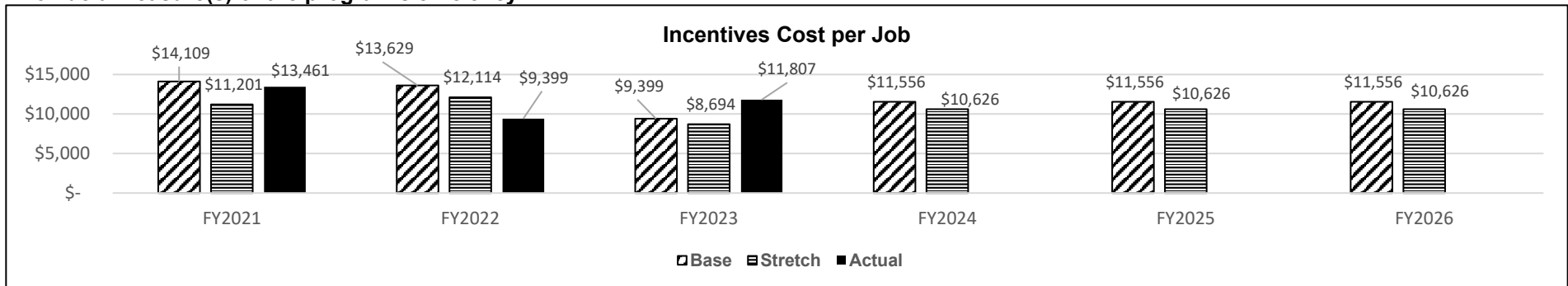


Note 1: Committed Private Capital Investment represents planned expenditures at the time of proposal acceptance or program enrollment.

Note 2: FY2024 is the average of previous 3 years (FY2021, FY2022, and FY2023) actuals for Base. FY2025 and FY2026 base remain consistent to FY2024 base.

Note 3: FY2024-FY2026 stretch targets consistent.

2d. Provide a measure(s) of the program's efficiency.



Note 1: This is a shared measure with Business and Community Solutions Finance team. Measure is calculated by dividing proposed economic incentives by the committed number of jobs to be created or retained.

Note 2: Base targets for FY2024-FY2026 are based on FY2023 actual. Stretch targets assume a 10% decrease in the state's incentives cost per job over the previous year actual then stays consistent after.

PROGRAM DESCRIPTION

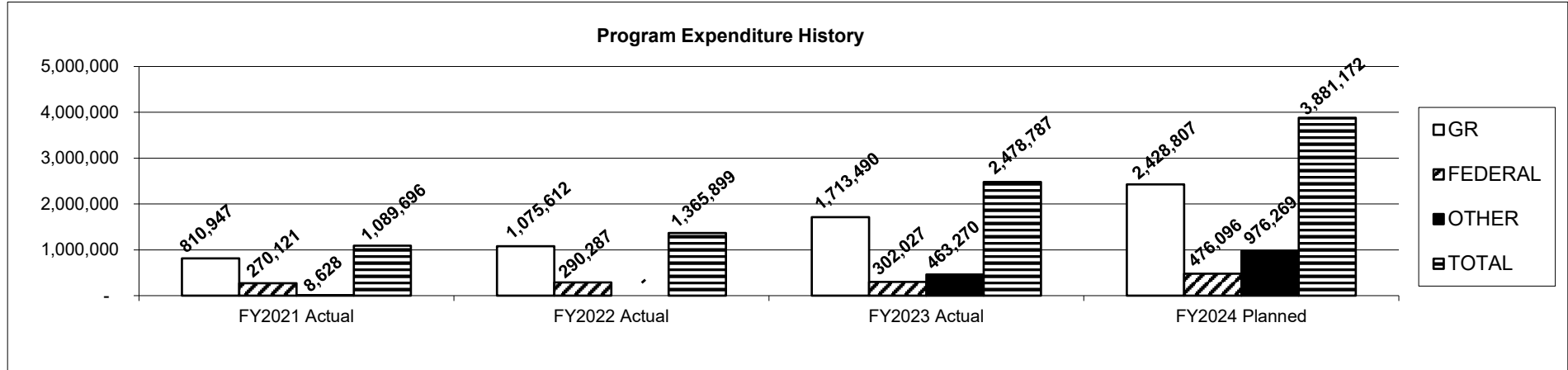
Department: Economic Development

HB Section(s): 7.005

Program Name: Regional Engagement

Program is found in the following core budget(s): Regional Engagement

3. Provide actual expenditures for the prior three fiscal years and planned expenditures for the current fiscal year. (Note: Amounts do not include fringe benefit costs.)



Note: Planned Expenditures for GR reflect 3% Governor's Reserve.

4. What are the sources of the "Other " funds?

Other Fund includes Department of Economic Development Administrative Fund (0547). Federal Funds includes Community Development Block Grant (0123) and Job Development and Training Fund (0155)

5. What is the authorization for this program, i.e., federal or state statute, etc.? (Include the federal program number, if applicable.)

Section 620.010, RSMo., establishes the Department of Economic Development and its divisions. Federal CDBG funds authorized under 42 USC Section 5301 et. Seq., 24 CFR Part 570, and the MO Consolidated Plan submitted to the U.S. Department of Housing and Urban Development. Federal Workforce Innovation and Opportunity Act (WIOA) funds authorized under Public Law 113-128.

6. Are there federal matching requirements? If yes, please explain.

Yes, a \$1 for \$1 match is required for a portion of the administrative funds for CDBG. None for WIOA.

7. Is this a federally mandated program? If yes, please explain.

The CDBG program is a formula block grant provided to the State of Missouri of which 70% is provided to the entitlement cities and 30% of which is provided to the non-entitlement balance of the state. The 30% portion is administrated by DED. WIOA is federally mandated.

NEW DECISION ITEM
RANK: 5 OF 22

Department of Economic Development	Budget Unit	43010C
Division: Regional Engagement		
DI Name: Regional Engagement Fund Switch	DI#1419001	HB Section
		7.005

1. AMOUNT OF REQUEST

FY 2025 Budget Request				
	GR	Federal	Other	Total
PS	312,515	0	0	312,515
EE	37,485	0	0	37,485
PSD	0	0	0	0
TRF	0	0	0	0
Total	350,000	0	0	350,000
FTE	5.00	0.00	0.00	5.00

Est. Fringe	191,569	0	0	191,569
--------------------	---------	---	---	---------

Note: Fringes budgeted in House Bill 5 except for certain fringes budgeted directly to MoDOT, Highway Patrol, and Conservation.

Other Funds:
Non-Counts:

FY 2025 Governor's Recommendation				
	GR	Federal	Other	Total
PS	312,515	0	0	312,515
EE	37,485	0	0	37,485
PSD	0	0	0	0
TRF	0	0	0	0
Total	350,000	0	0	350,000
FTE	5.00	0.00	0.00	5.00

Est. Fringe	191,569	0	0	191,569
--------------------	---------	---	---	---------

Note: Fringes budgeted in House Bill 5 except for certain fringes budgeted directly to MoDOT, Highway Patrol, and Conservation.

Other Funds:
Non-Counts:

2. THIS REQUEST CAN BE CATEGORIZED AS:

<input type="checkbox"/> New Legislation	<input type="checkbox"/> New Program	<input checked="" type="checkbox"/> Fund Switch
<input type="checkbox"/> Federal Mandate	<input type="checkbox"/> Program Expansion	<input type="checkbox"/> Cost to Continue
<input type="checkbox"/> GR Pick-Up	<input type="checkbox"/> Space Request	<input type="checkbox"/> Equipment Replacement
<input type="checkbox"/> Pay Plan	<input type="checkbox"/> Other:	

3. WHY IS THIS FUNDING NEEDED? PROVIDE AN EXPLANATION FOR ITEMS CHECKED IN #2. INCLUDE THE FEDERAL OR STATE STATUTORY OR CONSTITUTIONAL AUTHORIZATION FOR THIS PROGRAM.

This fund switch is needed because the Department of Higher Education and Workforce Development (DHEWD) will no longer fund the Department's regional team members in FY2025. DHEWD began funding some of the Department's regional team members using federal Workforce Innovation and Opportunity Act (WIOA) dollars in 2019, but the funding was not intended to be a long-term solution. The WIOA dollars have decreased due to Missouri's low unemployment. These 5.0 FTE are currently filled positions.

NEW DECISION ITEM
RANK: 5 OF 22

Department of Economic Development		Budget Unit		43010C	
Division: Regional Engagement					
DI Name: Regional Engagement Fund Switch	DI#1419001	HB Section		7.005	

4. DESCRIBE THE DETAILED ASSUMPTIONS USED TO DERIVE THE SPECIFIC REQUESTED AMOUNT. (How did you determine that the requested number of FTE were appropriate? From what source or standard did you derive the requested levels of funding? Were alternatives such as outsourcing or automation considered? If based on new legislation, does request tie to TAFP fiscal note? If not, explain why. Detail which portions of the request are one-times and how those amounts were calculated.)

Department of Economic Development has 5.0 FTE to support the Regional Engagement Division that are WIOA funded. This request is for the \$303,413 in salaries (PS) and accompanying \$37,485 in Expenses and Equipment (EE) to remove the reliance on the federal WIOA funds to support the regional teams. An additional 3% (\$9,102) for PS is also requested to cover the Governor's Reserve, which is needed for a GR appropriation.

5. BREAK DOWN THE REQUEST BY BUDGET OBJECT CLASS, JOB CLASS, AND FUND SOURCE. IDENTIFY ONE-TIME COSTS.

Budget Object Class/Job Class	Dept Req GR DOLLARS	Dept Req GR FTE	Dept Req FED DOLLARS	Dept Req FED FTE	Dept Req OTHER DOLLARS	Dept Req OTHER FTE	Dept Req TOTAL DOLLARS	Dept Req TOTAL FTE	Dept Req One-Time DOLLARS
Sr Economic Dev Spec / 07EB30	312,515	5.0					312,515	5.0	
Total PS	312,515	5.0	0	0.0	0	0.0	312,515	5.0	0
Travel, In-State / 140	18,485						18,485		
Communication Serv & Supp / 340	4,000						4,000		
Fuel & Utilities / 180	2,000						2,000		
Travel, Out of State / 160	13,000						13,000		
Total EE	37,485		0		0		37,485		0
Program Distributions							0		
Total PSD	0		0		0		0		0
Transfers									
Total TRF	0		0		0		0		0
Grand Total	350,000	5.0	0	0.0	0	0.0	350,000	5.0	0

NEW DECISION ITEM
RANK: 5 OF 22

Department of Economic Development				Budget Unit		43010C			
Division: Regional Engagement									
DI Name: Regional Engagement Fund Switch		DI#1419001		HB Section		7.005			
Budget Object Class/Job Class	Gov Rec GR DOLLARS	Gov Rec GR FTE	Gov Rec FED DOLLARS	Gov Rec FED FTE	Gov Rec OTHER DOLLARS	Gov Rec OTHER FTE	Gov Rec TOTAL DOLLARS	Gov Rec TOTAL FTE	Gov Rec One-Time DOLLARS
							0		
Sr Economic Dev Spec / 07EB30	312,515	5.0					312,515	5.0	
Total PS	312,515	5.0	0	0.0	0	0.0	312,515	5.0	0
Travel, In-State / 140	18,485						18,485		
Communication Serv & Supp / 340	4,000						4,000		
Fuel & Utilities / 180	2,000						2,000		
Travel, Out of State / 160	13,000						13,000		
Total EE	37,485		0		0		37,485		0
Program Distributions							0		
Total PSD	0		0		0		0		0
Transfers									
Total TRF	0		0		0		0		0
Grand Total	350,000	5.0	0	0.0	0	0.0	350,000	5.0	0

NEW DECISION ITEM
RANK: 5 OF 22

Department of Economic Development	Budget Unit <u>43010C</u>
Division: Regional Engagement	
DI Name: Regional Engagement Fund Switch DI#1419001	HB Section <u>7.005</u>

6. PERFORMANCE MEASURES (If new decision item has an associated core, separately identify projected performance with & without additional funding.)

6a. Provide an activity measure(s) for the program.
See Regional Engagement Division core form.

6b. Provide a measure(s) of the program's quality.
See Regional Engagement Division core form.

6c. Provide a measure(s) of the program's impact.
See Regional Engagement Division core form.

6d. Provide a measure(s) of the program's efficiency.
See Regional Engagement Division core form.

7. STRATEGIES TO ACHIEVE THE PERFORMANCE MEASUREMENT TARGETS:

See Regional Engagement Division core form.

Department of Economic Development

DECISION ITEM DETAIL

Budget Unit	FY 2023	FY 2023	FY 2024	FY 2024	FY 2025	FY 2025	FY 2025	FY 2025
Decision Item	ACTUAL	ACTUAL	BUDGET	BUDGET	DEPT REQ	DEPT REQ	GOV REC	GOV REC
Budget Object Class	DOLLAR	FTE	DOLLAR	FTE	DOLLAR	FTE	DOLLAR	FTE
REGIONAL ENGAGEMENT								
Regional Engage Fund Switch - 1419001								
SR ECONOMIC DEVELOPMENT SPEC	0	0.00	0	0.00	312,515	5.00	312,515	5.00
TOTAL - PS	0	0.00	0	0.00	312,515	5.00	312,515	5.00
TRAVEL, IN-STATE	0	0.00	0	0.00	18,485	0.00	18,485	0.00
TRAVEL, OUT-OF-STATE	0	0.00	0	0.00	13,000	0.00	13,000	0.00
FUEL & UTILITIES	0	0.00	0	0.00	2,000	0.00	2,000	0.00
COMMUNICATION SERV & SUPP	0	0.00	0	0.00	4,000	0.00	4,000	0.00
TOTAL - EE	0	0.00	0	0.00	37,485	0.00	37,485	0.00
GRAND TOTAL	\$0	0.00	\$0	0.00	\$350,000	5.00	\$350,000	5.00
GENERAL REVENUE	\$0	0.00	\$0	0.00	\$350,000	5.00	\$350,000	5.00
FEDERAL FUNDS	\$0	0.00	\$0	0.00	\$0	0.00	\$0	0.00
OTHER FUNDS	\$0	0.00	\$0	0.00	\$0	0.00	\$0	0.00

NEW DECISION ITEM
RANK: 8 OF 22

Department of Economic Development	Budget Unit	43010C
Division: Regional Engagement		
DI Name: Global Market Access Prog Fund Switch DI#1419002	HB Section	7.005

1. AMOUNT OF REQUEST

FY 2025 Budget Request				
	GR	Federal	Other	Total
PS	0	0	0	0
EE	0	0	0	0
PSD	365,650	0	0	365,650
TRF	0	0	0	0
Total	365,650	0	0	365,650
FTE	0.00	0.00	0.00	0.00

Est. Fringe	0	0	0	0
<i>Note: Fringes budgeted in House Bill 5 except for certain fringes budgeted directly to MoDOT, Highway Patrol, and Conservation.</i>				

Other Funds:
Non-Counts:

FY 2025 Governor's Recommendation				
	GR	Federal	Other	Total
PS	0	0	0	0
EE	0	0	0	0
PSD	365,650	0	0	365,650
TRF	0	0	0	0
Total	365,650	0	0	365,650
FTE	0.00	0.00	0.00	0.00

Est. Fringe	0	0	0	0
<i>Note: Fringes budgeted in House Bill 5 except for certain fringes budgeted directly to MoDOT, Highway Patrol, and Conservation.</i>				

Other Funds:
Non-Counts:

2. THIS REQUEST CAN BE CATEGORIZED AS:

<input type="checkbox"/> New Legislation	<input type="checkbox"/> New Program	<input checked="" type="checkbox"/> Fund Switch
<input type="checkbox"/> Federal Mandate	<input type="checkbox"/> Program Expansion	<input type="checkbox"/> Cost to Continue
<input type="checkbox"/> GR Pick-Up	<input type="checkbox"/> Space Request	<input type="checkbox"/> Equipment Replacement
<input type="checkbox"/> Pay Plan	<input type="checkbox"/> Other: _____	

3. WHY IS THIS FUNDING NEEDED? PROVIDE AN EXPLANATION FOR ITEMS CHECKED IN #2. INCLUDE THE FEDERAL OR STATE STATUTORY OR CONSTITUTIONAL AUTHORIZATION FOR THIS PROGRAM.

This New Decision Item is needed to switch the fund source for the Global Market Access Program (GMAP) from the Economic Development Advancement Fund (EDAF) to General Revenue. GMAP is a program within the Regional Engagement Division Core. The GMAP payment was originally paid from General Revenue; however, it was moved to EDAF in FY2021, which could support the program at the time. With an increase in the amount of appropriations, EDAF can no longer support the number of assigned appropriations. Please refer to the graph under number 6 below. DED will focus the appropriations from EDAF back to the main purpose of supporting DED's marketing efforts under § 620.1900.5, RSMo.

NEW DECISION ITEM
RANK: 8 OF 22

Department of Economic Development	Budget Unit	<u>43010C</u>
Division: Regional Engagement		
DI Name: Global Market Access Prog Fund Switch DI#1419002	HB Section	<u>7.005</u>

4. DESCRIBE THE DETAILED ASSUMPTIONS USED TO DERIVE THE SPECIFIC REQUESTED AMOUNT. (How did you determine that the requested number of FTE were appropriate? From what source or standard did you derive the requested levels of funding? Were alternatives such as outsourcing or automation considered? If based on new legislation, does request tie to TAFP fiscal note? If not, explain why. Detail which portions of the request are one-times and how those amounts were calculated.)

The NDI includes the current appropriation authority for the GMAP program (\$355,000), as well as an additional 3% (\$10,650) to cover the Governor's Reserve, which is needed for a GR appropriation.

5. BREAK DOWN THE REQUEST BY BUDGET OBJECT CLASS, JOB CLASS, AND FUND SOURCE. IDENTIFY ONE-TIME COSTS.

Budget Object Class/Job Class	Dept Req GR DOLLARS	Dept Req GR FTE	Dept Req FED DOLLARS	Dept Req FED FTE	Dept Req OTHER DOLLARS	Dept Req OTHER FTE	Dept Req TOTAL DOLLARS	Dept Req TOTAL FTE	Dept Req One-Time DOLLARS
							0		
							0	0.0	
Total PS	<u>0</u>	<u>0.0</u>	<u>0</u>	<u>0.0</u>	<u>0</u>	<u>0.0</u>	<u>0</u>	<u>0.0</u>	<u>0</u>
							0		
							0		
							0		
Total EE	<u>0</u>		<u>0</u>		<u>0</u>		<u>0</u>		<u>0</u>
Program Distributions	365,650						365,650		
Total PSD	<u>365,650</u>		<u>0</u>		<u>0</u>		<u>365,650</u>		<u>0</u>
Transfers									
Total TRF	<u>0</u>		<u>0</u>		<u>0</u>		<u>0</u>		<u>0</u>
Grand Total	<u>365,650</u>	<u>0.0</u>	<u>0</u>	<u>0.0</u>	<u>0</u>	<u>0.0</u>	<u>365,650</u>	<u>0.0</u>	<u>0</u>

NEW DECISION ITEM
RANK: 8 OF 22

Department of Economic Development				Budget Unit		<u>43010C</u>			
Division: Regional Engagement				HB Section		<u>7.005</u>			
DI Name: Global Market Access Prog Fund Switch				DI#1419002					
Budget Object Class/Job Class	Gov Rec GR DOLLARS	Gov Rec GR FTE	Gov Rec FED DOLLARS	Gov Rec FED FTE	Gov Rec OTHER DOLLARS	Gov Rec OTHER FTE	Gov Rec TOTAL DOLLARS	Gov Rec TOTAL FTE	Gov Rec One-Time DOLLARS
							0		
							0	0.0	
Total PS	0	0.0	0	0.0	0	0.0	0	0.0	0
							0		
							0		
							0		
Total EE	0		0		0		0		0
Program Distributions	365,650						365,650		
Total PSD	365,650		0		0		365,650		0
Transfers									
Total TRF	0		0		0		0		0
Grand Total	365,650	0.0	0	0.0	0	0.0	365,650	0.0	0

NEW DECISION ITEM
RANK: 8 OF 22

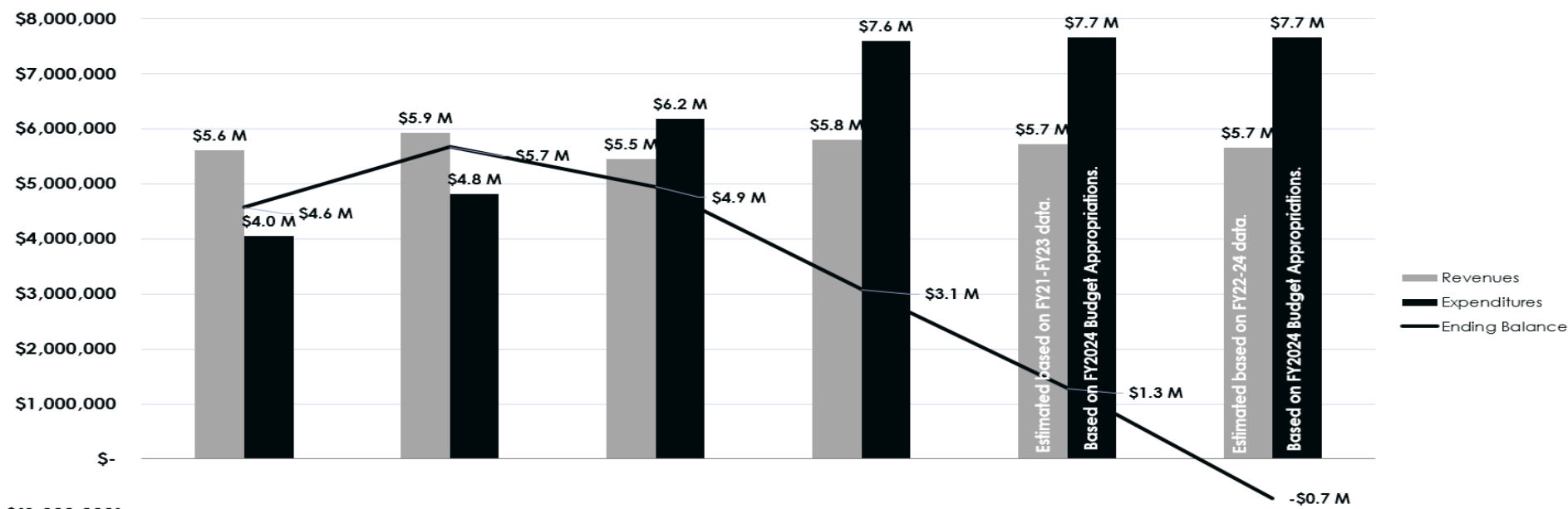
Department of Economic Development	Budget Unit	43010C
Division: Regional Engagement		
DI Name: Global Market Access Prog Fund Switch DI#1419002	HB Section	7.005

6. PERFORMANCE MEASURES (If new decision item has an associated core, separately identify projected performance with & without additional funding.)

The chart below shows the EDAF revenues and expenditures from FY2020 through FY2025. We project that FY2025 will end with a negative balance if some appropriations are not moved to other fund sources.

DED estimates with approval of NDI #s 1419002, 1419004, 1419005, 1419007, and 1419008, the fund balance will begin growing again and reach \$1.8 million at the end of FY2025.

Economic Development Advancement Fund Balance Before Fund Switches



	FY20	FY21	FY22	FY23	FY24 (Est.)	FY25 (Est.)
Revenues	\$5,614,495.72	\$5,922,239.72	\$5,457,013.47	\$5,801,163.66	\$5,726,805.62	\$5,661,660.92
Expenditures	\$4,049,944.26	\$4,818,802.50	\$6,185,502.87	\$7,592,352.00	\$7,663,434.00	\$7,663,434.00
Ending Balance	\$4,570,494.21	\$5,673,931.43	\$4,945,442.03	\$3,081,944.44	\$1,284,098.05	\$(717,675.03)

7. STRATEGIES TO ACHIEVE THE PERFORMANCE MEASUREMENT TARGETS:

This is a fund switch only. See Regional Engagement Core for performance measures.

Department of Economic Development

DECISION ITEM DETAIL

Budget Unit	FY 2023	FY 2023	FY 2024	FY 2024	FY 2025	FY 2025	FY 2025	FY 2025
Decision Item	ACTUAL	ACTUAL	BUDGET	BUDGET	DEPT REQ	DEPT REQ	GOV REC	GOV REC
Budget Object Class	DOLLAR	FTE	DOLLAR	FTE	DOLLAR	FTE	DOLLAR	FTE
REGIONAL ENGAGEMENT								
RED GMAP Fund Switch - 1419002								
PROGRAM DISTRIBUTIONS	0	0.00	0	0.00	365,650	0.00	365,650	0.00
TOTAL - PD	0	0.00	0	0.00	365,650	0.00	365,650	0.00
GRAND TOTAL	\$0	0.00	\$0	0.00	\$365,650	0.00	\$365,650	0.00
GENERAL REVENUE	\$0	0.00	\$0	0.00	\$365,650	0.00	\$365,650	0.00
FEDERAL FUNDS	\$0	0.00	\$0	0.00	\$0	0.00	\$0	0.00
OTHER FUNDS	\$0	0.00	\$0	0.00	\$0	0.00	\$0	0.00

CORE DECISION ITEM

Department: Economic Development					Budget Unit 43011C				
Division: Regional Engagement									
Core: International Trade and Investment Offices					HB Section 7.005				
1. CORE FINANCIAL SUMMARY									
FY 2025 Budget Request					FY 2025 Governor's Recommendation				
	GR	Federal	Other	Total		GR	Fed	Other	Total
PS	0	0	0	0	PS	0	0	0	0
EE	0	0	1,500,000	1,500,000	EE	0	0	1,500,000	1,500,000
PSD	0	0	0	0	PSD	0	0	0	0
TRF	0	0	0	0	TRF	0	0	0	0
Total	0	0	1,500,000	1,500,000	Total	0	0	1,500,000	1,500,000
FTE	0.00	0.00	0.00	0.00	FTE	0.00	0.00	0.00	0.00
Est. Fringe	0	0	0	0	Est. Fringe	0	0	0	0
Note: Fringes budgeted in House Bill 5 except for certain fringes budgeted directly to MoDOT, Highway Patrol, and Conservation.					Note: Fringes budgeted in House Bill 5 except for certain fringes budgeted directly to MoDOT, Highway Patrol, and Conservation.				
Other Funds: Economic Development Advancement Fund (0783)					Other Funds: Economic Development Advancement Fund (0783)				
2. CORE DESCRIPTION									
Missouri's International Trade and Investment Offices are located in Australia, Brazil, Canada, China, Europe, India, Israel, Japan, the Republic of Korea, Malaysia, Mexico, United Arab Emirates, and the United States. These offices assist Missouri businesses with international sales promotion, foreign market entry strategies, and provide investment strategies to international investors looking to locate in Missouri.									
Sales Promotion: Each office promotes Missouri-based products and services to foreign individuals, businesses, and government entities to generate increased economic activity for Missouri businesses.									
Market Entry Strategies: Each office provides Missouri businesses and individuals with trade counseling and technical advice regarding possible market entry strategies to export products and services.									
Investment Strategies: Each office promotes Missouri as the ideal location for foreign direct investment by raising awareness of communities across the State, identifying Missouri as the ideal location to do business, providing technical information on the Department of Economic Development's incentive programs, and delivering comprehensive investment proposals from the State and its partners to promising international businesses.									
3. PROGRAM LISTING (list programs included in this core funding)									
International Trade and Investment Offices									

CORE DECISION ITEM

Department:	Economic Development	Budget Unit	43011C
Division:	Regional Engagement		
Core:	International Trade and Investment Offices	HB Section	7.005

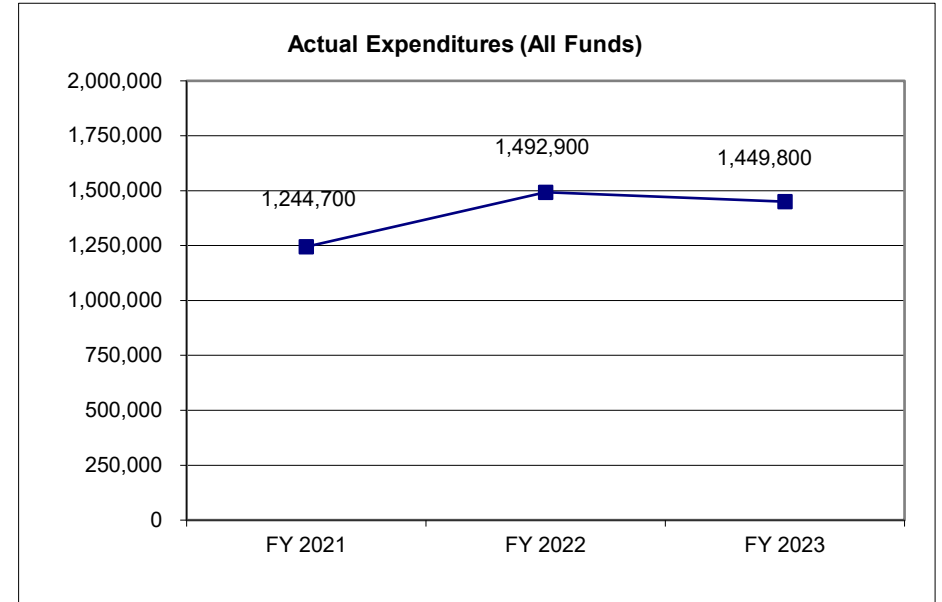
4. FINANCIAL HISTORY

	FY 2021 Actual	FY 2022 Actual	FY 2023 Actual	FY 2024 Current Yr.
Appropriation (All Funds)	1,500,000	1,500,000	1,500,000	1,500,000
Less Reverted (All Funds)	0	0	0	0
Less Restricted (All Funds)*	0	0	0	0
Budget Authority (All Funds)	1,500,000	1,500,000	1,500,000	1,500,000
Actual Expenditures (All Funds)	1,244,700	1,492,900	1,449,800	N/A
Unexpended (All Funds)	255,300	7,100	50,200	N/A
Unexpended, by Fund:				
General Revenue	0	0	0	N/A
Federal	0	0	0	N/A
Other	255,300	7,100	50,200	N/A

*Restricted amount as of: _____

Reverted includes Governor's standard 3 percent reserve (when applicable).
 Restricted includes any extraordinary expenditure restriction (when applicable).

NOTES:



CORE RECONCILIATION DETAIL

**DEPARTMENT OF ECONOMIC DEVELOPMENT
INTRNTNL TRADE & INVEST OFFICE**

5. CORE RECONCILIATION DETAIL

	Budget Class	FTE	GR	Federal	Other	Total	Explanation
TAFP AFTER VETOES							
	EE	0.00	0	0	1,500,000	1,500,000	
	Total	0.00	0	0	1,500,000	1,500,000	
DEPARTMENT CORE REQUEST							
	EE	0.00	0	0	1,500,000	1,500,000	
	Total	0.00	0	0	1,500,000	1,500,000	
GOVERNOR'S RECOMMENDED CORE							
	EE	0.00	0	0	1,500,000	1,500,000	
	Total	0.00	0	0	1,500,000	1,500,000	

Department of Economic Development

DECISION ITEM SUMMARY

Budget Unit								
Decision Item	FY 2023	FY 2023	FY 2024	FY 2024	FY 2025	FY 2025	FY 2025	FY 2025
Budget Object Summary	ACTUAL	ACTUAL	BUDGET	BUDGET	DEPT REQ	DEPT REQ	GOV REC	GOV REC
Fund	DOLLAR	FTE	DOLLAR	FTE	DOLLAR	FTE	DOLLAR	FTE
INTRNTNL TRADE & INVEST OFFICE								
CORE								
EXPENSE & EQUIPMENT								
ECON DEVELOP ADVANCEMENT FUND	1,449,800	0.00	1,500,000	0.00	1,500,000	0.00	1,500,000	0.00
TOTAL - EE	1,449,800	0.00	1,500,000	0.00	1,500,000	0.00	1,500,000	0.00
TOTAL	1,449,800	0.00	1,500,000	0.00	1,500,000	0.00	1,500,000	0.00
GRAND TOTAL	\$1,449,800	0.00	\$1,500,000	0.00	\$1,500,000	0.00	\$1,500,000	0.00

1/24/24 11:45

im_disummary

Department of Economic Development

DECISION ITEM DETAIL

Budget Unit	FY 2023	FY 2023	FY 2024	FY 2024	FY 2025	FY 2025	FY 2025	FY 2025
Decision Item	ACTUAL	ACTUAL	BUDGET	BUDGET	DEPT REQ	DEPT REQ	GOV REC	GOV REC
Budget Object Class	DOLLAR	FTE	DOLLAR	FTE	DOLLAR	FTE	DOLLAR	FTE
INTRNTNL TRADE & INVEST OFFICE								
CORE								
PROFESSIONAL SERVICES	1,449,800	0.00	1,500,000	0.00	1,500,000	0.00	1,500,000	0.00
TOTAL - EE	1,449,800	0.00	1,500,000	0.00	1,500,000	0.00	1,500,000	0.00
GRAND TOTAL	\$1,449,800	0.00	\$1,500,000	0.00	\$1,500,000	0.00	\$1,500,000	0.00
GENERAL REVENUE	\$0	0.00	\$0	0.00	\$0	0.00	\$0	0.00
FEDERAL FUNDS	\$0	0.00	\$0	0.00	\$0	0.00	\$0	0.00
OTHER FUNDS	\$1,449,800	0.00	\$1,500,000	0.00	\$1,500,000	0.00	\$1,500,000	0.00

PROGRAM DESCRIPTION

Department: Economic Development

HB Section(s): 7.005

Program Name: International Trade and Investment Offices

Program is found in the following core budget(s): International Trade and Investment Offices

1a. What strategic priority does this program address?

Business Development

1b. What does this program do?

- This program is designed to increase exports for Missouri's manufacturers and professional service companies while generating interest in the state amongst foreign investors, including businesses capable of creating jobs and new capital investment within the state.
- DED contracts with a foreign-based representative with offices in Australia, Brazil, Canada, China, Germany, India, Israel, Japan, Malaysia, Mexico, South Korea, Taiwan, United Arab Emirates, United Kingdom, and the United States. The representative's teams, along with DED's international team, work together to execute services on behalf of Missouri's businesses and communities.
- DED export assistance includes technical guidance on market entry strategies, sector/product research, foreign partner identification (e.g. distributors and agents), trade shows, and trade missions.
- Foreign-based representatives identify foreign direct investment (FDI) leads for the Missouri Partnership and DED Regional Engagement teams and promote Missouri as an ideal location to foreign investors. These representatives raise awareness of local/community benefits across the State and provide client solutions and technical assistance on DED's incentive programs.

2a. Provide an activity measure(s) for the program.

	FY2021		FY2022		FY2023		FY2024	FY2025	FY2026
	Projected	Actual	Projected	Actual	Projected	Actual	Projected	Projected	Projected
Export Work Orders	275	511	550	452	461	300	421	442	464
FDI Leads Generated	12	34	35	46	47	46	47	48	49
FDI Informational Requests	65	77	80	97	99	111	113	115	118

Note 1: Export work orders are specific activities done on behalf of Missouri companies seeking to export.

Note 2: FDI Lead Generated is defined by the following four criteria: a) Capital investment amount; b) Jobs number target; c) Roles and Wages for the jobs to be created; and d) Timeline for decision.

Note 3: Projected amounts for FY2024 Export Work Orders are the average of the previous three years (FY2021, FY2022, and FY2023) then increased by 5% for FY2025 and FY2026.

2b. Provide a measure(s) of the program's quality.

	FY2021		FY2022		FY2023		FY2024	FY2025	FY2026
	Projected	Actual	Projected	Actual	Projected	Actual	Projected	Projected	Projected
Customer Satisfaction	96%	97%	97%	94%	98%	96%	99%	99%	99%

Note: Customer Satisfaction is obtained from the Client Impact Statement; a data collection instrument which includes a client satisfaction survey dispatched to the client upon the completion of each work order.

PROGRAM DESCRIPTION

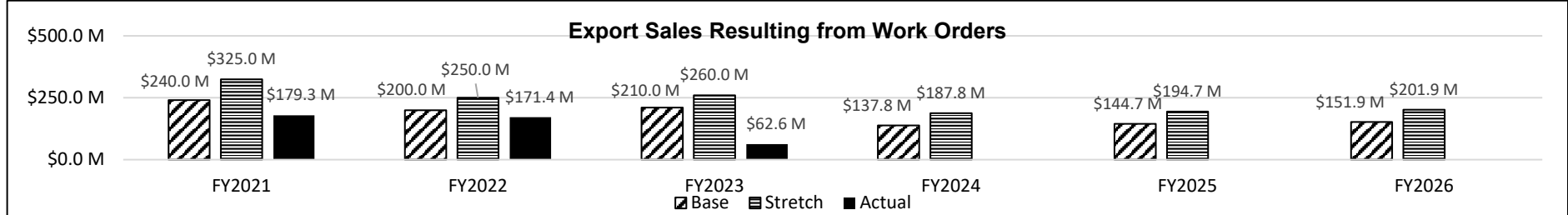
Department: Economic Development

HB Section(s): 7.005

Program Name: International Trade and Investment Offices

Program is found in the following core budget(s): International Trade and Investment Offices

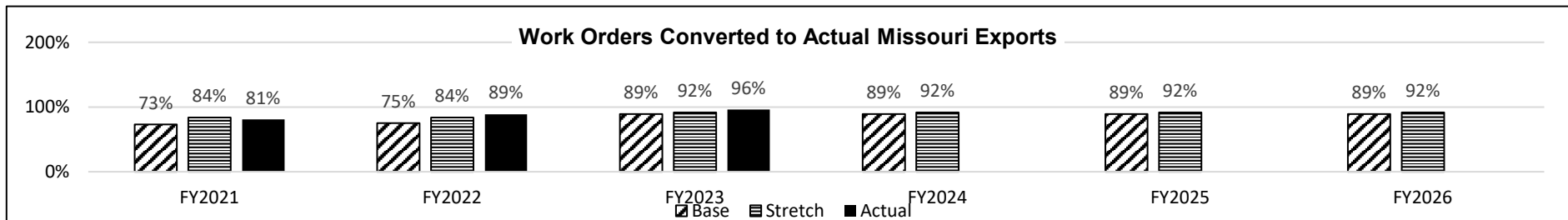
2c. Provide a measure(s) of the programs impact.



Note 1: Chart depicts client success in achieving export sales as a result of DED work order activities.

Note 2: FY2024 base is the average of the previous three years (FY2021, FY2022, and FY2023) then increased base targets by 5% for FY2025 and FY2026

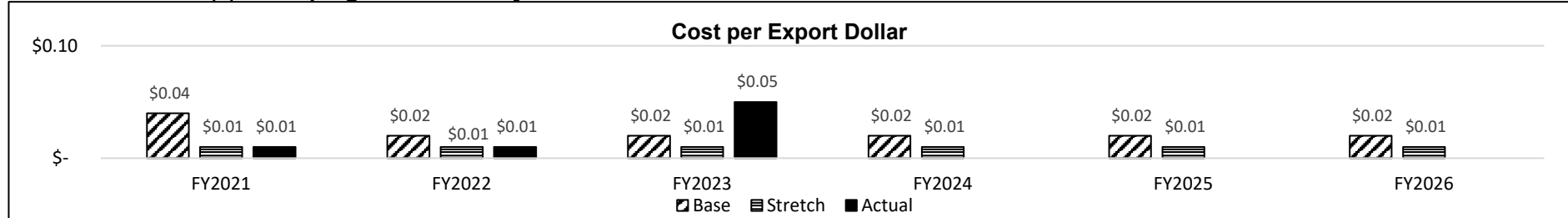
Note 3: FY2023 sales from Work Orders are results of team turnover.



Note 1: Chart depicts the percentage of work orders (i.e., export assistance) that were converted to an actual export sale.

Note 2: Base target for FY2024-FY2026 set to match FY2022 actual; stretch target is 3% increase in converted work orders over base.

2d. Provide a measure(s) of the program's efficiency.



Note 1: Chart depicts the cost of the program to bring back \$1 in export transactions to Missouri businesses.

Note 2: The increase in cost per export dollar for FY2023 is due to the lower amount of overall export sales.

PROGRAM DESCRIPTION

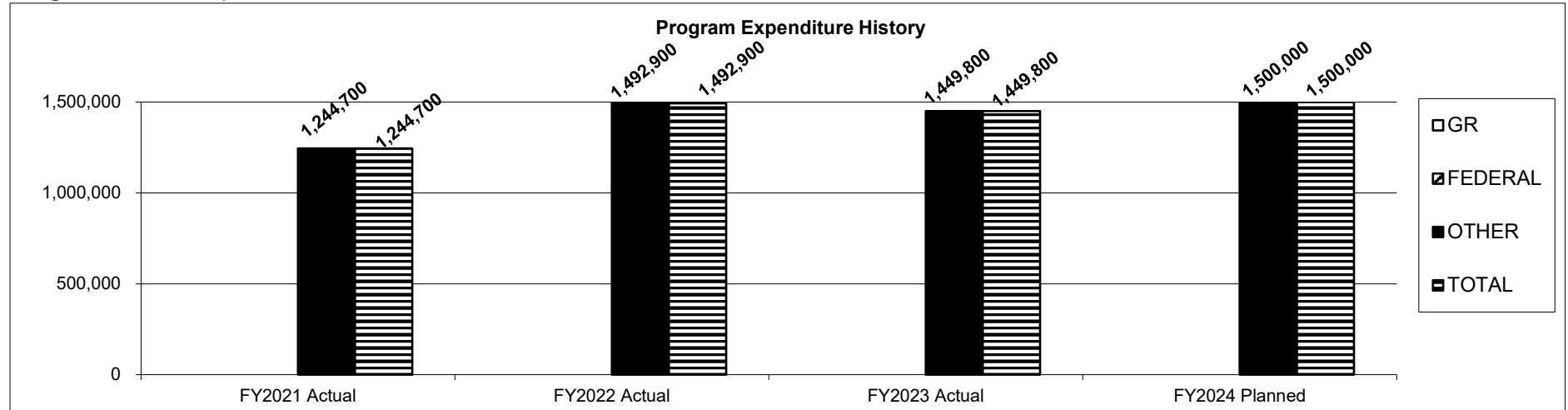
Department: Economic Development

HB Section(s): 7.005

Program Name: International Trade and Investment Offices

Program is found in the following core budget(s): International Trade and Investment Offices

3. Provide actual expenditures for the prior three fiscal years and planned expenditures for the current fiscal year. *(Note: Amounts do not include fringe benefit costs.)*



4. What are the sources of the "Other " funds?

Economic Development Advancement Fund (0783)

5. What is the authorization for this program, i.e., federal or state statute, etc.? (Include the federal program number, if applicable.)

Section 620.010, RSMo., establishes the Department of Economic Development and its divisions.

6. Are there federal matching requirements? If yes, please explain.

No.

7. Is this a federally mandated program? If yes, please explain.

No.

CORE DECISION ITEM

Department: Economic Development	Budget Unit <u>43015C</u>
Division: Regional Engagement	
Core: Business Recruitment and Marketing	HB Section <u>7.005</u>

1. CORE FINANCIAL SUMMARY

	FY 2025 Budget Request					FY 2025 Governor's Recommendation			
	GR	Federal	Other	Total		GR	Fed	Other	Total
PS	0	0	0	0	PS	0	0	0	0
EE	0	0	2,250,000	2,250,000	EE	0	0	2,250,000	2,250,000
PSD	0	0	1,250,000	1,250,000	PSD	0	0	1,250,000	1,250,000
TRF	0	0	0	0	TRF	0	0	0	0
Total	0	0	3,500,000	3,500,000	Total	0	0	3,500,000	3,500,000
FTE	0.00	0.00	0.00	0.00	FTE	0.00	0.00	0.00	0.00

Est. Fringe	0	0	0	0		0	0	0	0
--------------------	---	---	---	---	--	---	---	---	---

Note: Fringes budgeted in House Bill 5 except for certain fringes budgeted directly to MoDOT, Highway Patrol, and Conservation.

Other Funds: Economic Development Advancement Fund (0783)

Other Funds: Economic Development Advancement Fund (0783)

2. CORE DESCRIPTION

This program attracts new business investment and jobs to Missouri through a contract with the Hawthorn Foundation, who subcontracts with Missouri Partnership. These two organizations were founded as a public-private partnership to support economic development in Missouri.

3. PROGRAM LISTING (list programs included in this core funding)

Business Recruitment and Marketing

CORE DECISION ITEM

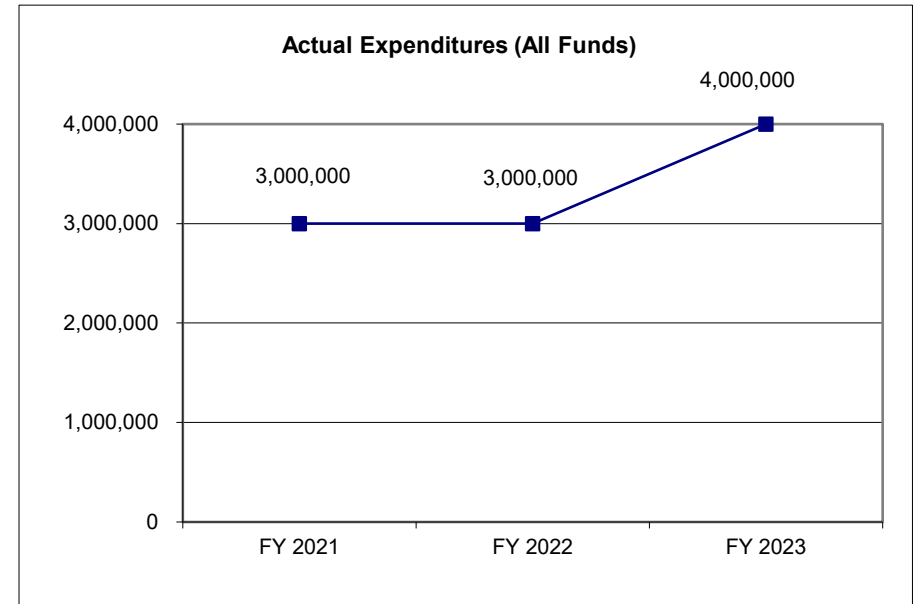
Department: Economic Development
Division: Regional Engagement
Core: Business Recruitment and Marketing

Budget Unit 43015C
HB Section 7.005

4. FINANCIAL HISTORY

	FY 2021 Actual	FY 2022 Actual	FY 2023 Actual	FY 2024 Current Yr.
Appropriation (All Funds)	3,000,000	3,000,000	4,000,000	3,500,000
Less Reverted (All Funds)	0	0	0	0
Less Restricted (All Funds)*	0	0	0	0
Budget Authority (All Funds)	3,000,000	3,000,000	4,000,000	3,500,000
Actual Expenditures (All Funds)	3,000,000	3,000,000	4,000,000	N/A
Unexpended (All Funds)	0	0	0	N/A
Unexpended, by Fund:				
General Revenue	0	0	0	N/A
Federal	0	0	0	N/A
Other	0	0	0	N/A

(1)



Reverted includes Governor's standard 3 percent reserve (when applicable).
 Restricted includes any extraordinary expenditure restriction (when applicable).

NOTES: (1) FY2023 includes \$1 million in one-time funding.

CORE RECONCILIATION DETAIL

**DEPARTMENT OF ECONOMIC DEVELOPMENT
BUS RECRUITMENT AND MARKETING**

5. CORE RECONCILIATION DETAIL

	Budget Class	FTE	GR	Federal	Other	Total	Explanation
TAFP AFTER VETOES							
	EE	0.00	0	0	2,250,000	2,250,000	
	PD	0.00	0	0	1,250,000	1,250,000	
	Total	0.00	0	0	3,500,000	3,500,000	
DEPARTMENT CORE REQUEST							
	EE	0.00	0	0	2,250,000	2,250,000	
	PD	0.00	0	0	1,250,000	1,250,000	
	Total	0.00	0	0	3,500,000	3,500,000	
GOVERNOR'S RECOMMENDED CORE							
	EE	0.00	0	0	2,250,000	2,250,000	
	PD	0.00	0	0	1,250,000	1,250,000	
	Total	0.00	0	0	3,500,000	3,500,000	

Department of Economic Development

DECISION ITEM SUMMARY

Budget Unit								
Decision Item	FY 2023	FY 2023	FY 2024	FY 2024	FY 2025	FY 2025	FY 2025	FY 2025
Budget Object Summary	ACTUAL	ACTUAL	BUDGET	BUDGET	DEPT REQ	DEPT REQ	GOV REC	GOV REC
Fund	DOLLAR	FTE	DOLLAR	FTE	DOLLAR	FTE	DOLLAR	FTE
BUS RECRUITMENT AND MARKETING								
CORE								
EXPENSE & EQUIPMENT								
ECON DEVELOP ADVANCEMENT FUND	4,000,000	0.00	2,250,000	0.00	2,250,000	0.00	2,250,000	0.00
TOTAL - EE	4,000,000	0.00	2,250,000	0.00	2,250,000	0.00	2,250,000	0.00
PROGRAM-SPECIFIC								
ECON DEVELOP ADVANCEMENT FUND	0	0.00	1,250,000	0.00	1,250,000	0.00	1,250,000	0.00
TOTAL - PD	0	0.00	1,250,000	0.00	1,250,000	0.00	1,250,000	0.00
TOTAL	4,000,000	0.00	3,500,000	0.00	3,500,000	0.00	3,500,000	0.00
GRAND TOTAL	\$4,000,000	0.00	\$3,500,000	0.00	\$3,500,000	0.00	\$3,500,000	0.00

1/24/24 11:45

im_disummary

Department of Economic Development

DECISION ITEM DETAIL

Budget Unit	FY 2023	FY 2023	FY 2024	FY 2024	FY 2025	FY 2025	FY 2025	FY 2025
Decision Item	ACTUAL	ACTUAL	BUDGET	BUDGET	DEPT REQ	DEPT REQ	GOV REC	GOV REC
Budget Object Class	DOLLAR	FTE	DOLLAR	FTE	DOLLAR	FTE	DOLLAR	FTE
BUS RECRUITMENT AND MARKETING								
CORE								
PROFESSIONAL SERVICES	4,000,000	0.00	2,250,000	0.00	2,250,000	0.00	2,250,000	0.00
TOTAL - EE	4,000,000	0.00	2,250,000	0.00	2,250,000	0.00	2,250,000	0.00
PROGRAM DISTRIBUTIONS	0	0.00	1,250,000	0.00	1,250,000	0.00	1,250,000	0.00
TOTAL - PD	0	0.00	1,250,000	0.00	1,250,000	0.00	1,250,000	0.00
GRAND TOTAL	\$4,000,000	0.00	\$3,500,000	0.00	\$3,500,000	0.00	\$3,500,000	0.00
GENERAL REVENUE	\$0	0.00	\$0	0.00	\$0	0.00	\$0	0.00
FEDERAL FUNDS	\$0	0.00	\$0	0.00	\$0	0.00	\$0	0.00
OTHER FUNDS	\$4,000,000	0.00	\$3,500,000	0.00	\$3,500,000	0.00	\$3,500,000	0.00

PROGRAM DESCRIPTION

Department: Economic Development

HB Section(s): 7.005

Program Name: Business Recruitment and Marketing

Program is found in the following core budget(s): Business Recruitment and Marketing

1a. What strategic priority does this program address?

Business Development

1b. What does this program do?

- Raises the profile of the state, both nationally and internationally, to generate new business recruitment leads which bring new investment opportunities and create new high quality jobs in Missouri. Quality jobs, in coordination with the Department of Economic Development (DED), emphasize the recruitment of industry sectors that support full time employment at wages above the county average wage and pay at least 50% of health insurance premiums.
- Provides the DED the opportunity to work collaboratively and leverage the private sector resources of the Hawthorn Foundation, who has contracted with the Missouri Partnership for professional services to perform one of its key business development strategies - business recruitment and attraction.
- With the technical support of DED, the program works at the state, regional and local levels to increase the capacity and readiness of Missouri communities as globally competitive business locations and enhance the visibility of Missouri as a globally competitive business location.

2a. Provide an activity measure(s) for the program.

	FY2021		FY2022		FY2023		FY2024	FY2025	FY2026
	Projected	Actual	Projected	Actual	Projected	Actual	Projected	Projected	Projected
Qualified Leads	315	90	300	213	330	199	363	363	363
Projects Opened	105	120	100	134	110	117	121	121	121
Projects Announced	27	24	20	16	22	11	25	25	25
Capacity Building	26	27	25	21	25	26	25	25	25

Note 1: Projections are provided by the contractor.

Note 2: Qualified Leads reported in FY2021 was impacted as a result of reduced business activity during the pandemic. Projections have been updated by the contractor.

Note 3: Capacity building includes facilitated community assessments and coordinated outreach trips, trade shows, and technical assistance with community partners. The projections reflect a consistent level of engagement.

PROGRAM DESCRIPTION

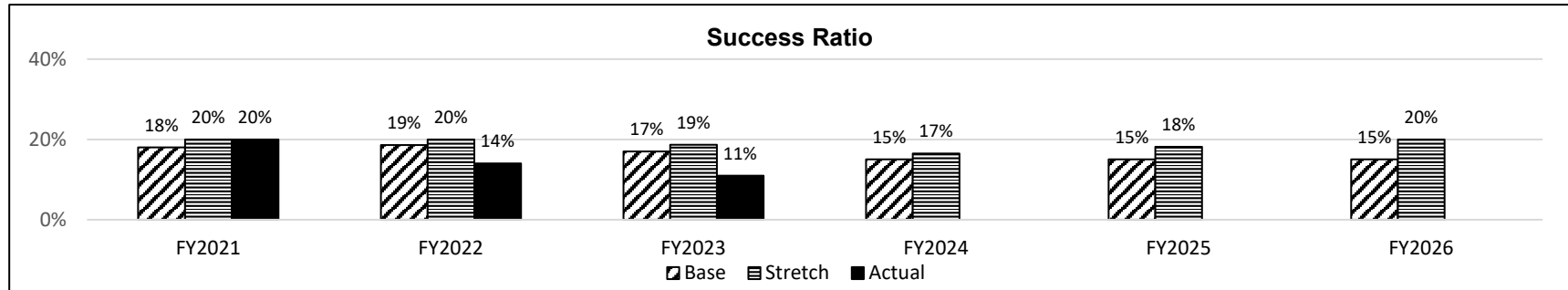
Department: Economic Development

HB Section(s): 7.005

Program Name: Business Recruitment and Marketing

Program is found in the following core budget(s): Business Recruitment and Marketing

2b. Provide a measure(s) of the program's quality.



Note 1: Measures percentage of projects announced to projects opened.

Note 2: Base targets for FY2024-FY2026 are based on an average of FY2021-FY2023 actuals. Stretch targets for FY2024-FY2026 are based on an average of FY2021-FY2023 actuals and assumes a 10% increase year over year.

2c. Provide a measure(s) of the program's impact.



Note 1: Jobs recruited represents all employment included in growth opportunities being facilitated by the Business Recruitment and Marketing contractor.

Note 2: FY2024 base is a contractor-provided projection representing a three year goal of 10,000. FY2024-FY2026 Stretch targets assume a 2% increase year over year.

Note 3: This is representative of the portion of jobs coming from businesses outside Missouri.

PROGRAM DESCRIPTION

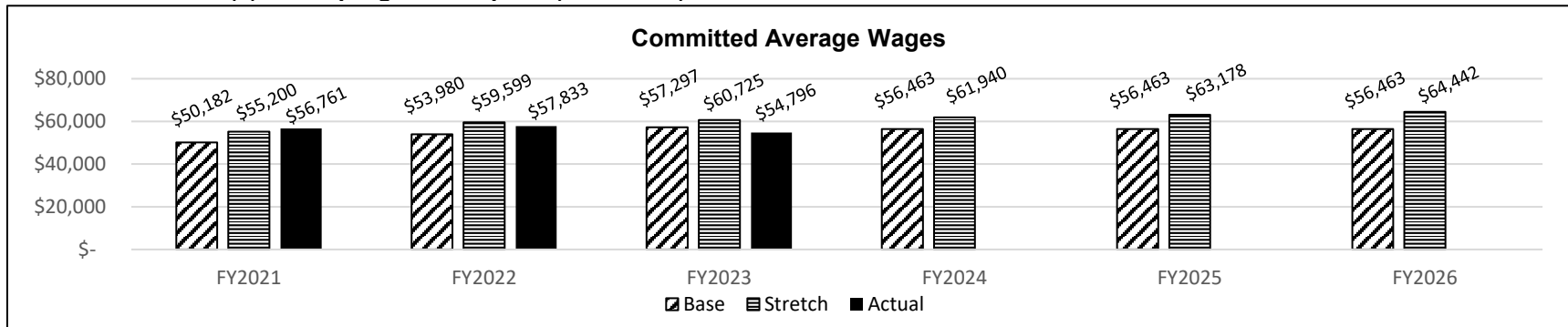
Department: Economic Development

HB Section(s): 7.005

Program Name: Business Recruitment and Marketing

Program is found in the following core budget(s): Business Recruitment and Marketing

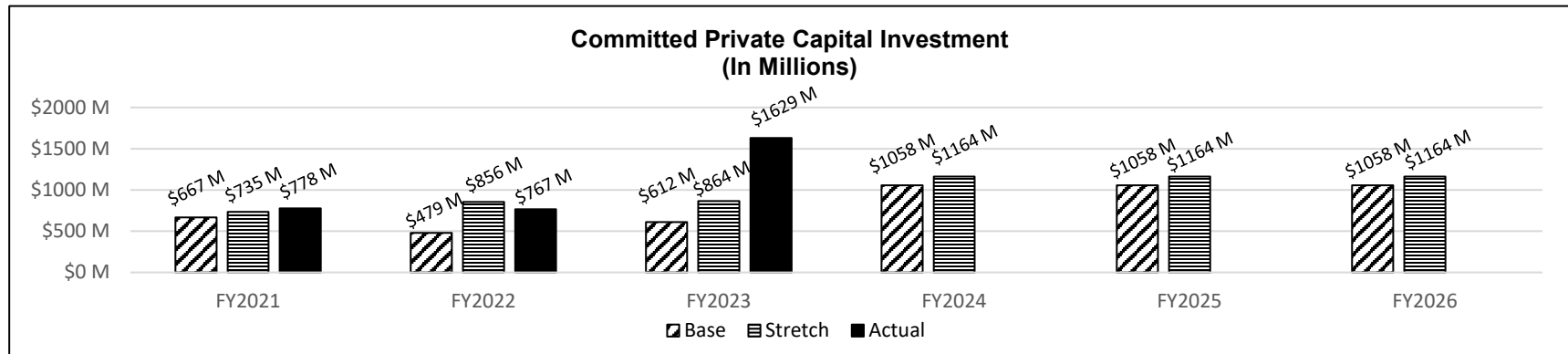
2c. Provide a measure(s) of the program's impact. (continued)



Note 1: Average wages represents wages projected at the time of project announcement.

Note 2: FY2024-FY2026 base are consistent and based on an average of the previous three years (FY2021, FY2022 and FY2023).

Note 3: FY2024-FY2026 Stretch goals for payroll assumes a 2% increase year over year from FY2023 stretch.



Note 1: Private capital investment represents planned expenditures at the time of project announcement.

Note 2: FY2024 base is an average of FY2021-FY2023 actuals and remains consistent. FY2024-FY2026 stretch targets reflect a 10% increase over base.

Note 3: This is representative of the portion of investment coming from businesses outside Missouri.

PROGRAM DESCRIPTION

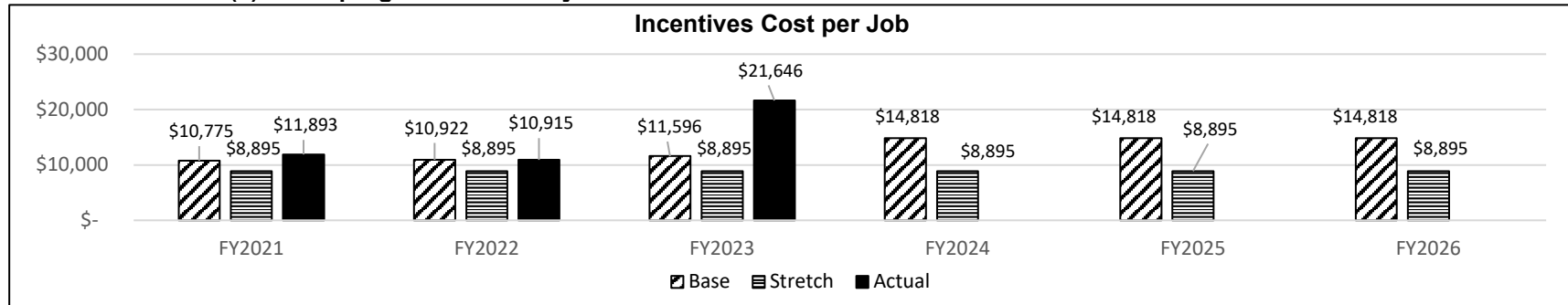
Department: Economic Development

HB Section(s): 7.005

Program Name: Business Recruitment and Marketing

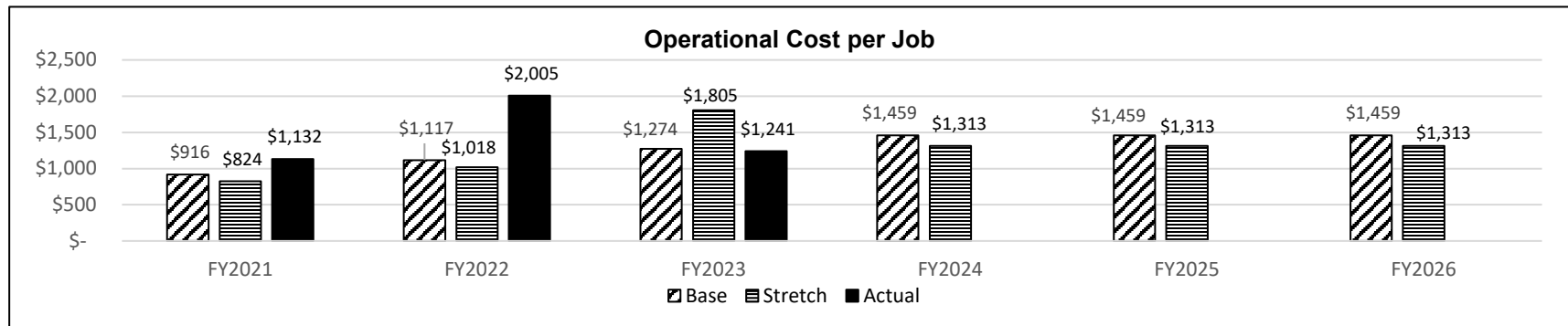
Program is found in the following core budget(s): Business Recruitment and Marketing

2d. Provide a measure(s) of the program's efficiency.



Note 1: Measure is calculated by dividing proposed economic incentives by the committed number of jobs committed.

Note 2: Base targets for FY2024-FY2026 are based on the averages of FY2021-FY2023 actuals. Stretch targets meet the FY2019 low of \$8,895 per job.



Note 1: Measure is calculated by dividing Business Recruitment and Marketing Program budget by the committed number of jobs created and retained.

Note 2: Base targets for FY2024-FY2026 are based on the average of the three previous FY (FY2021-FY2023) actuals. Stretch targets assume a 10% decrease over base.

PROGRAM DESCRIPTION

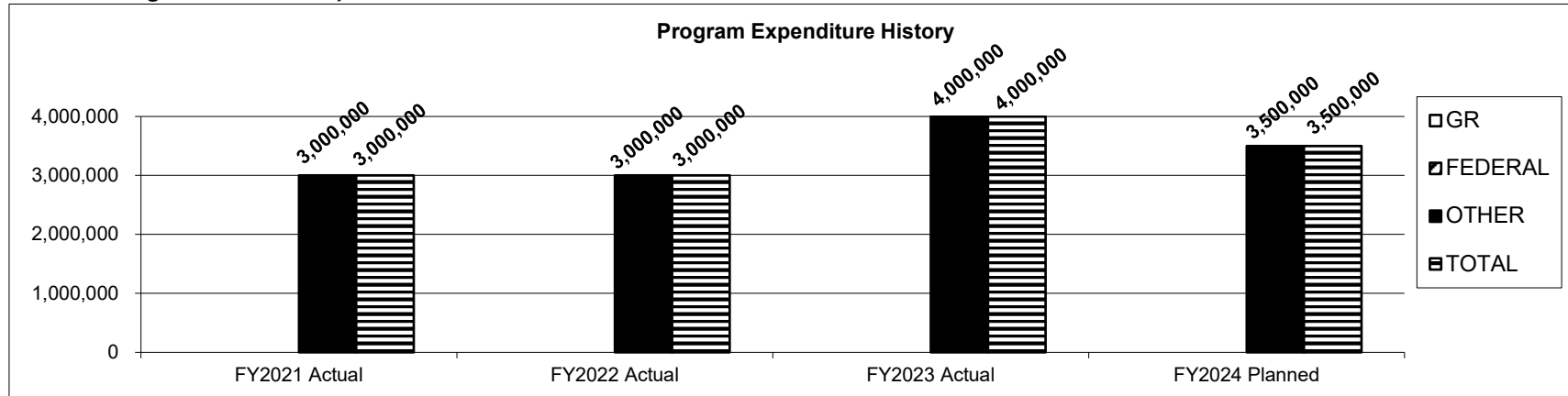
Department: Economic Development

HB Section(s): 7.005

Program Name: Business Recruitment and Marketing

Program is found in the following core budget(s): Business Recruitment and Marketing

3. Provide actual expenditures for the prior three fiscal years and planned expenditures for the current fiscal year. (Note: Amounts do not include fringe benefit costs.)



4. What are the sources of the "Other " funds?

Economic Development Advancement Fund (0783)

5. What is the authorization for this program, i.e., federal or state statute, etc.? (Include the federal program number, if applicable.)

Section 620.1900, RSMo., which establishes the Economic Development Advancement Fund.

6. Are there federal matching requirements? If yes, please explain.

No

7. Is this a federally mandated program? If yes, please explain.

No

CORE DECISION ITEM

Department: Economic Development	Budget Unit <u>43019C</u>
Division: Business and Community Solutions	
Core: Delta Regional Authority Dues	HB Section <u>7.010</u>

1. CORE FINANCIAL SUMMARY

	FY 2025 Budget Request			
	GR	Federal	Other	Total
PS	0	0	0	0
EE	0	0	0	0
PSD	0	0	0	0
TRF	0	0	0	0
Total	0	0	0	0
FTE	0.00	0.00	0.00	0.00

Est. Fringe	0	0	0	0
<i>Note: Fringes budgeted in House Bill 5 except for certain fringes budgeted directly to MoDOT, Highway Patrol, and Conservation.</i>				

Other Funds:

	FY 2025 Governor's Recommendation			
	GR	Federal	Other	Total
PS	0	0	0	0
EE	0	0	0	0
PSD	0	0	0	0
TRF	0	0	0	0
Total	0	0	0	0
FTE	0.00	0.00	0.00	0.00

Est. Fringe	0	0	0	0
<i>Note: Fringes budgeted in House Bill 5 except for certain fringes budgeted directly to MoDOT, Highway Patrol, and Conservation.</i>				

Other Funds:

2. CORE DESCRIPTION

This core decision item establishes the authority for the annual dues the State of Missouri pays to the Delta Regional Authority (DRA). The DRA was established in 2000 by Congress with the purpose of making strategic investments of federal appropriations into the physical and human infrastructure of Delta communities, including 29 counties in Southeast Missouri. Through the states' Economic Development Assistance Program, these investments help to improve transportation and basic public infrastructure and to strengthen our workforce development system and local business environments. As a result of our \$150,000 annual dues, DRA invested approximately \$6.4 million in Missouri in FY2023 for 7 projects in communities across southeast Missouri.

This item was transferred from the Department of Agriculture to the Department of Economic Development with the FY2022 budget.

The reduction of the core here is due to the need of a fund switch from the Economic Development Advancement Fund (EDAF) to General Revenue via New Decision Item #1419005.

3. PROGRAM LISTING (list programs included in this core funding)

Delta Regional Authority Dues

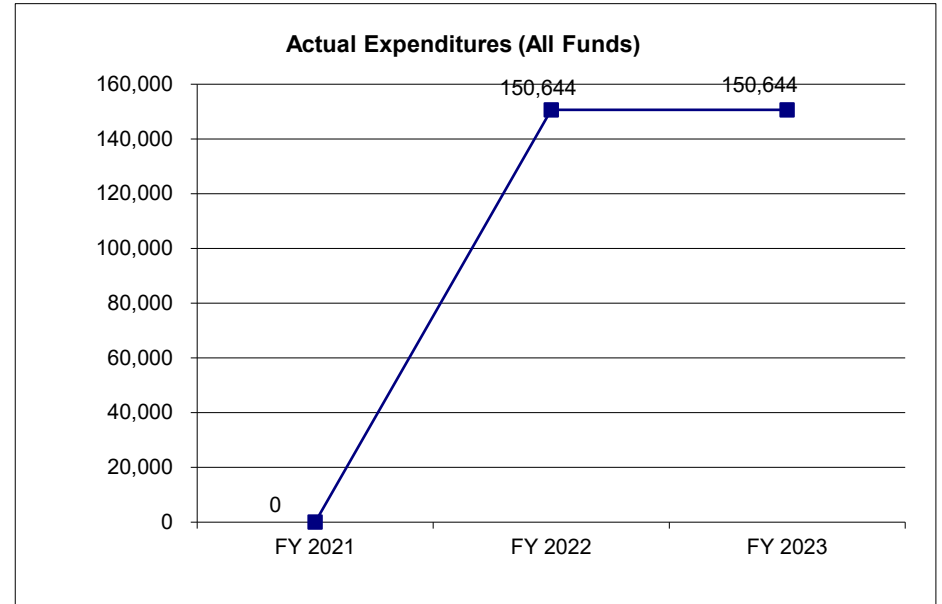
CORE DECISION ITEM

Department: Economic Development
Division: Business and Community Solutions
Core: Delta Regional Authority Dues

Budget Unit 43019C
HB Section 7.010

4. FINANCIAL HISTORY

	FY 2021 Actual	FY 2022 Actual	FY 2023 Actual	FY 2024 Current Yr.
Appropriation (All Funds)	0	150,644	150,644	174,171
Less Reverted (All Funds)	0	0	0	0
Less Restricted (All Funds)*	0	0	0	0
Budget Authority (All Funds)	0	150,644	150,644	174,171
Actual Expenditures (All Funds)	0	150,644	150,644	N/A
Unexpended (All Funds)	0	0	0	N/A
Unexpended, by Fund:				
General Revenue	0	0	0	N/A
Federal	0	0	0	N/A
Other	0	0	0	N/A



*Current Year restricted amount is as of _____.

Reverted includes the statutory three percent reserve amount (when applicable).

Restricted includes any Governor's expenditure restrictions which remained at the end of the fiscal year (when applicable).

NOTES:

CORE RECONCILIATION DETAIL

DEPARTMENT OF ECONOMIC DEVELOPMENT DELTA REGIONAL AUTHORITY

5. CORE RECONCILIATION DETAIL

		Budget Class	FTE	GR	Federal	Other	Total	Explanation
TAFP AFTER VETOES								
	EE		0.00	0	0	174,171	174,171	
	Total		0.00	0	0	174,171	174,171	
DEPARTMENT CORE ADJUSTMENTS								
Core Reduction	1094 7204	EE	0.00	0	0	(174,171)	(174,171)	Core Reduction - Tied to Fund Switch NDI #1419005
NET DEPARTMENT CHANGES			0.00	0	0	(174,171)	(174,171)	
DEPARTMENT CORE REQUEST								
	EE		0.00	0	0	0	0	
	Total		0.00	0	0	0	0	
GOVERNOR'S RECOMMENDED CORE								
	EE		0.00	0	0	0	0	
	Total		0.00	0	0	0	0	

Department of Economic Development

DECISION ITEM SUMMARY

Budget Unit								
Decision Item	FY 2023	FY 2023	FY 2024	FY 2024	FY 2025	FY 2025	FY 2025	FY 2025
Budget Object Summary	ACTUAL	ACTUAL	BUDGET	BUDGET	DEPT REQ	DEPT REQ	GOV REC	GOV REC
Fund	DOLLAR	FTE	DOLLAR	FTE	DOLLAR	FTE	DOLLAR	FTE
DELTA REGIONAL AUTHORITY								
CORE								
EXPENSE & EQUIPMENT								
ECON DEVELOP ADVANCEMENT FUND	150,644	0.00	174,171	0.00	0	0.00	0	0.00
TOTAL - EE	150,644	0.00	174,171	0.00	0	0.00	0	0.00
TOTAL	150,644	0.00	174,171	0.00	0	0.00	0	0.00
Delta Reg Auth Fund Switch - 1419005								
EXPENSE & EQUIPMENT								
GENERAL REVENUE	0	0.00	0	0.00	179,397	0.00	179,397	0.00
TOTAL - EE	0	0.00	0	0.00	179,397	0.00	179,397	0.00
TOTAL	0	0.00	0	0.00	179,397	0.00	179,397	0.00
GRAND TOTAL	\$150,644	0.00	\$174,171	0.00	\$179,397	0.00	\$179,397	0.00

1/24/24 11:45

im_disummary

Department of Economic Development

DECISION ITEM DETAIL

Budget Unit	FY 2023	FY 2023	FY 2024	FY 2024	FY 2025	FY 2025	FY 2025	FY 2025
Decision Item	ACTUAL	ACTUAL	BUDGET	BUDGET	DEPT REQ	DEPT REQ	GOV REC	GOV REC
Budget Object Class	DOLLAR	FTE	DOLLAR	FTE	DOLLAR	FTE	DOLLAR	FTE
DELTA REGIONAL AUTHORITY								
CORE								
PROFESSIONAL DEVELOPMENT	150,644	0.00	174,171	0.00	0	0.00	0	0.00
TOTAL - EE	150,644	0.00	174,171	0.00	0	0.00	0	0.00
GRAND TOTAL	\$150,644	0.00	\$174,171	0.00	\$0	0.00	\$0	0.00
GENERAL REVENUE	\$0	0.00	\$0	0.00	\$0	0.00		0.00
FEDERAL FUNDS	\$0	0.00	\$0	0.00	\$0	0.00		0.00
OTHER FUNDS	\$150,644	0.00	\$174,171	0.00	\$0	0.00		0.00

PROGRAM DESCRIPTION

Department Economic Development

HB Section(s): 7.010

Program Name Delta Regional Authority Dues

Program is found in the following core budget(s): Delta Regional Authority Dues

1a. What strategic priority does this program address?

Community Development

1b. What does this program do?

The Delta Regional Authority (DRA) works to improve regional economic opportunity by helping to create jobs, build communities, and improve the lives of the 10 million people who reside in the 252 counties and parishes of the eight-state Delta region that includes Alabama, Arkansas, Illinois, Kentucky, Louisiana, Mississippi, Missouri (includes 29 counties), and Tennessee. Led by the DRA board, which includes the governors of the eight states – the Delta Regional Authority fosters local and regional partnerships that address economic and social challenges to ultimately strengthen the Delta economy and the quality of life for Delta residents. This spending authority reflects the annual dues the State of Missouri pays to the DRA.

2a. Provide an activity measure(s) for the program.

	FY2022 Actual	FY2023 Projected	FY2023 Actual	FY2024 Projected	FY2025 Projected	FY2026 Projected
Total Missouri Projects Funded	10	10	7	9	10	10
Total DRA Dollars Allocated in Missouri	\$1.81M	\$2M	\$1.9M	\$2.2M	\$2.2M	\$2.2M

2b. Provide a measure(s) of the program's quality.

	FY2022 Actual	FY2023 Projected	FY2023 Actual	FY2024 Projected	FY2025 Projected	FY2026 Projected
Funds from other sources invested into projects	\$4.75M	\$5M	\$2.69M	\$5M	\$5M	\$6M

PROGRAM DESCRIPTION

Department Economic Development

HB Section(s): 7.010

Program Name Delta Regional Authority Dues

Program is found in the following core budget(s): Delta Regional Authority Dues

2c. Provide a measure(s) of the program's impact.

	FY2022 Actual	FY2023 Projected	FY2023 Actual	FY2024 Projected	FY2025 Projected	FY2026 Projected
Total Dollars invested for DRA projects including all sources	\$6.2M	\$6.5M	\$6.41M	\$6.5M	\$6.5M	\$7M
Jobs Created	63	65	21	65	65	65
Jobs Retained	71	75	36	75	75	75

2d. Provide a measure(s) of the program's efficiency.

	FY2022 Actual	FY2023 Projected	FY2023 Actual	FY2024 Projected	FY2025 Projected	FY2026 Projected
Return on Investment (ROI)	1206%	1206%	1094%	1206%	1206%	1263%

Note: ROI equals DRA dollars allocated divided by DRA annual dues multiplied by 100.

PROGRAM DESCRIPTION

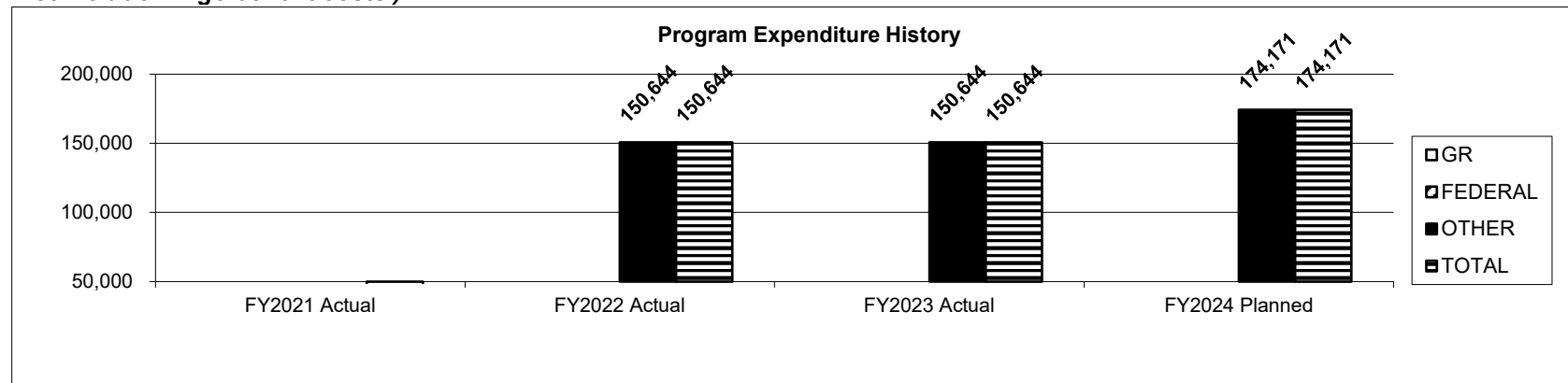
Department Economic Development

HB Section(s): 7.010

Program Name Delta Regional Authority Dues

Program is found in the following core budget(s): Delta Regional Authority Dues

3. Provide actual expenditures for the prior three fiscal years and planned expenditures for the current fiscal year. *(Note: Amounts do not include fringe benefit costs.)*



4. What are the sources of the "Other " funds?
Economic Development Advancement Fund (0783)
5. What is the authorization for this program, i.e., federal or state statute, etc.? *(Include the federal program number, if applicable.)*
7 USC Chapter 50, Subchapter VI: Delta Regional Authority (7 USC §2009aa - §2009aa-13)
6. Are there federal matching requirements? If yes, please explain.
No
7. Is this a federally mandated program? If yes, please explain.
No

NEW DECISION ITEM
RANK: 14 OF 22

Department of Economic Development	Budget Unit	<u>43019C</u>
Division: Business and Community Solutions		
DI Name: Delta Regional Authority Fund Switch	HB Section	<u>7.010</u>
DI#1419005		

1. AMOUNT OF REQUEST

	FY 2025 Budget Request			
	GR	Federal	Other	Total
PS	0	0	0	0
EE	179,397	0	0	179,397
PSD	0	0	0	0
TRF	0	0	0	0
Total	<u>179,397</u>	<u>0</u>	<u>0</u>	<u>179,397</u>
FTE	0.00	0.00	0.00	0.00

Est. Fringe	<u>0</u>	<u>0</u>	<u>0</u>	<u>0</u>
--------------------	----------	----------	----------	----------

Note: Fringes budgeted in House Bill 5 except for certain fringes budgeted directly to MoDOT, Highway Patrol, and Conservation.

Other Funds:
Non-Counts:

	FY 2025 Governor's Recommendation			
	GR	Federal	Other	Total
PS	0	0	0	0
EE	179,397	0	0	179,397
PSD	0	0	0	0
TRF	0	0	0	0
Total	<u>179,397</u>	<u>0</u>	<u>0</u>	<u>179,397</u>
FTE	0.00	0.00	0.00	0.00

Est. Fringe	<u>0</u>	<u>0</u>	<u>0</u>	<u>0</u>
--------------------	----------	----------	----------	----------

Note: Fringes budgeted in House Bill 5 except for certain fringes budgeted directly to MoDOT, Highway Patrol, and Conservation.

Other Funds:
Non-Counts:

2. THIS REQUEST CAN BE CATEGORIZED AS:

<input type="checkbox"/> New Legislation	<input type="checkbox"/> New Program	<input checked="" type="checkbox"/> Fund Switch
<input type="checkbox"/> Federal Mandate	<input type="checkbox"/> Program Expansion	<input type="checkbox"/> Cost to Continue
<input type="checkbox"/> GR Pick-Up	<input type="checkbox"/> Space Request	<input type="checkbox"/> Equipment Replacement
<input type="checkbox"/> Pay Plan	<input type="checkbox"/> Other: _____	

3. WHY IS THIS FUNDING NEEDED? PROVIDE AN EXPLANATION FOR ITEMS CHECKED IN #2. INCLUDE THE FEDERAL OR STATE STATUTORY OR CONSTITUTIONAL AUTHORIZATION FOR THIS PROGRAM.

This New Decision Item is needed to switch the fund source for the Delta Regional Authority (DRA) Organizational Dues from the Economic Development Advancement Fund (EDAF) to General Revenue. The DRA dues payment was moved to DED from the Missouri Department of Agriculture in FY2022, and was funded with EDAF which could support the payment at that time. With an increase in the amount of appropriations, EDAF can no longer support the number of assigned appropriations. Please refer to the graph under number 6 below. DED will focus the appropriations from EDAF back to the main purpose of supporting DED's marketing efforts under § 620.1900.5, RSMo.

NEW DECISION ITEM
RANK: 14 OF 22

Department of Economic Development	Budget Unit	<u>43019C</u>
Division: Business and Community Solutions		
DI Name: Delta Regional Authority Fund Switch	HB Section	<u>7.010</u>
DI#1419005		

4. DESCRIBE THE DETAILED ASSUMPTIONS USED TO DERIVE THE SPECIFIC REQUESTED AMOUNT. (How did you determine that the requested number of FTE were appropriate? From what source or standard did you derive the requested levels of funding? Were alternatives such as outsourcing or automation considered? If based on new legislation, does request tie to TAFP fiscal note? If not, explain why. Detail which portions of the request are one-times and how those amounts were calculated.)

The NDI includes the current appropriation authority for the DRA program (\$174,171), as well as an additional 3% (\$5,226) to cover the Governor's Reserve, which is needed for a GR appropriation.

5. BREAK DOWN THE REQUEST BY BUDGET OBJECT CLASS, JOB CLASS, AND FUND SOURCE. IDENTIFY ONE-TIME COSTS.

Budget Object Class/Job Class	Dept Req GR DOLLARS	Dept Req GR FTE	Dept Req FED DOLLARS	Dept Req FED FTE	Dept Req OTHER DOLLARS	Dept Req OTHER FTE	Dept Req TOTAL DOLLARS	Dept Req TOTAL FTE	Dept Req One-Time DOLLARS
							0		
							0	0.0	
Total PS	<u>0</u>	<u>0.0</u>	<u>0</u>	<u>0.0</u>	<u>0</u>	<u>0.0</u>	<u>0</u>	<u>0.0</u>	<u>0</u>
Professional Development / 320	179,397						179,397		
							0		
							0		
Total EE	<u>179,397</u>		<u>0</u>		<u>0</u>		<u>179,397</u>		<u>0</u>
Program Distributions							0		
Total PSD	<u>0</u>		<u>0</u>		<u>0</u>		<u>0</u>		<u>0</u>
Transfers									
Total TRF	<u>0</u>		<u>0</u>		<u>0</u>		<u>0</u>		<u>0</u>
Grand Total	<u>179,397</u>	<u>0.0</u>	<u>0</u>	<u>0.0</u>	<u>0</u>	<u>0.0</u>	<u>179,397</u>	<u>0.0</u>	<u>0</u>

NEW DECISION ITEM
RANK: 14 OF 22

Department of Economic Development				Budget Unit		43019C			
Division: Business and Community Solutions									
DI Name: Delta Regional Authority Fund Switch		DI#1419005		HB Section		7.010			
Budget Object Class/Job Class	Gov Rec GR DOLLARS	Gov Rec GR FTE	Gov Rec FED DOLLARS	Gov Rec FED FTE	Gov Rec OTHER DOLLARS	Gov Rec OTHER FTE	Gov Rec TOTAL DOLLARS	Gov Rec TOTAL FTE	Gov Rec One-Time DOLLARS
							0		
							0	0.0	
Total PS	0	0.0	0	0.0	0	0.0	0	0.0	0
							0		
Professional Development / 320	179,397						179,397		
							0		
							0		
Total EE	179,397		0		0		179,397		0
							0		
Program Distributions							0		
Total PSD	0		0		0		0		0
Transfers							0		
Total TRF	0		0		0		0		0
Grand Total	179,397	0.0	0	0.0	0	0.0	179,397	0.0	0

NEW DECISION ITEM
RANK: 14 OF 22

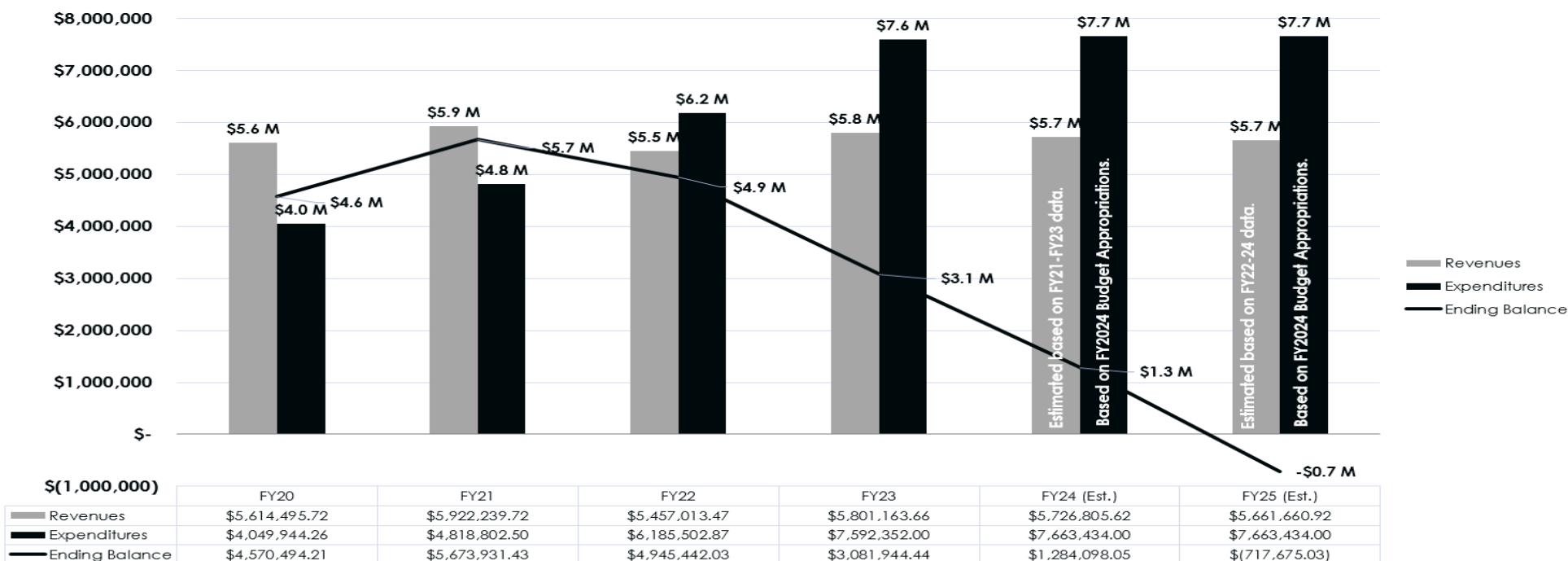
Department of Economic Development	Budget Unit	43019C
Division: Business and Community Solutions		
DI Name: Delta Regional Authority Fund Switch	DI#1419005	HB Section
		7.010

6. PERFORMANCE MEASURES (If new decision item has an associated core, separately identify projected performance with & without additional funding.)

The chart below shows the EDAF revenues and expenditures from FY2020 through FY2025. We project that FY2025 will end with a negative balance if some appropriations are not moved to other fund sources.

DED estimates with approval of NDI #s 1419002, 1419004, 1419005, 1419007, and 1419008, the fund balance will begin growing again and reach \$1.8 million at the end of FY2025.

Economic Development Advancement Fund Balance Before Fund Switches



7. STRATEGIES TO ACHIEVE THE PERFORMANCE MEASUREMENT TARGETS:

This is a fund switch only. See Delta Regional Authority Core for performance measures.

Department of Economic Development

DECISION ITEM DETAIL

Budget Unit	FY 2023	FY 2023	FY 2024	FY 2024	FY 2025	FY 2025	FY 2025	FY 2025
Decision Item	ACTUAL	ACTUAL	BUDGET	BUDGET	DEPT REQ	DEPT REQ	GOV REC	GOV REC
Budget Object Class	DOLLAR	FTE	DOLLAR	FTE	DOLLAR	FTE	DOLLAR	FTE
DELTA REGIONAL AUTHORITY								
Delta Reg Auth Fund Switch - 1419005								
PROFESSIONAL DEVELOPMENT	0	0.00	0	0.00	179,397	0.00	179,397	0.00
TOTAL - EE	0	0.00	0	0.00	179,397	0.00	179,397	0.00
GRAND TOTAL	\$0	0.00	\$0	0.00	\$179,397	0.00	\$179,397	0.00
GENERAL REVENUE	\$0	0.00	\$0	0.00	\$179,397	0.00	\$179,397	0.00
FEDERAL FUNDS	\$0	0.00	\$0	0.00	\$0	0.00	\$0	0.00
OTHER FUNDS	\$0	0.00	\$0	0.00	\$0	0.00	\$0	0.00

CORE DECISION ITEM

Department: Economic Development					Budget Unit 43020C				
Division: Business and Community Solutions									
Core: Business and Community Solutions					HB Section 7.015				
1. CORE FINANCIAL SUMMARY									
FY 2025 Budget Request					FY 2025 Governor's Recommendation				
	GR	Federal	Other	Total		GR	Fed	Other	Total
PS	2,181,200	1,388,694	156,414	3,726,308	PS	2,181,200	1,388,694	362,341	3,932,235
EE	302,945	203,374	3,890	510,209	EE	302,945	203,374	3,890	510,209
PSD	19,000	50,000	0	69,000	PSD	19,000	50,000	0	69,000
TRF	0	0	0	0	TRF	0	0	0	0
Total	2,503,145	1,642,068	160,304	4,305,517	Total	2,503,145	1,642,068	366,231	4,511,444
FTE					FTE				
	35.74	17.26	2.00	55.00		35.74	18.26	6.00	60.00
Est. Fringe	1,349,712	776,794	88,333	2,214,840	Est. Fringe	1,349,712	791,813	225,158	2,366,684
<i>Note: Fringes budgeted in House Bill 5 except for certain fringes budgeted directly to MoDOT, Highway Patrol, and Conservation.</i>					<i>Note: Fringes budgeted in House Bill 5 except for certain fringes budgeted directly to MoDOT, Highway Patrol, and Conservation.</i>				
Other Funds:	State Supplemental Downtown Development (0766) Administrative Revolving Fund (0547)				Other Funds:	State Supplemental Downtown Development (0766) Administrative Revolving Fund (0547) Economic Advancement Development Fund (0783)			
Federal Funds:	Community Development Block Grant (0123)				Federal Funds:	Community Development Block Grant (0123)			
2. CORE DESCRIPTION									
<p>The Business and Community Solutions Division (BCS) deploys funding and safeguards taxpayer dollars through the department's business, community and redevelopment programs. BCS also builds new programming as created by the legislature, packaging programs to create custom solutions for specific project needs.</p> <p>BCS includes Personal Service and Expense and Equipment funding for staff who administer the various programs, the Community Development Block Grant (CDBG) program and the Missouri Technology Corporation (MTC). Program funding for the CDBG and MTC can be found in separate Core Decision Item forms.</p> <p>The Missouri Community Service Commission is also housed under this division, and its PS, E&E, and program funding can be found in a separate Core Decision Item form.</p> <p>Additionally, one-time funding was provided for programs within BCS during FY2024, including: Black Wallstreet, Young Voices in Action, and Park Street Development.</p>									
3. PROGRAM LISTING (list programs included in this core funding)									
Business and Community Solutions, Community Development Block Grant, and Missouri Technology Corporation administration.									

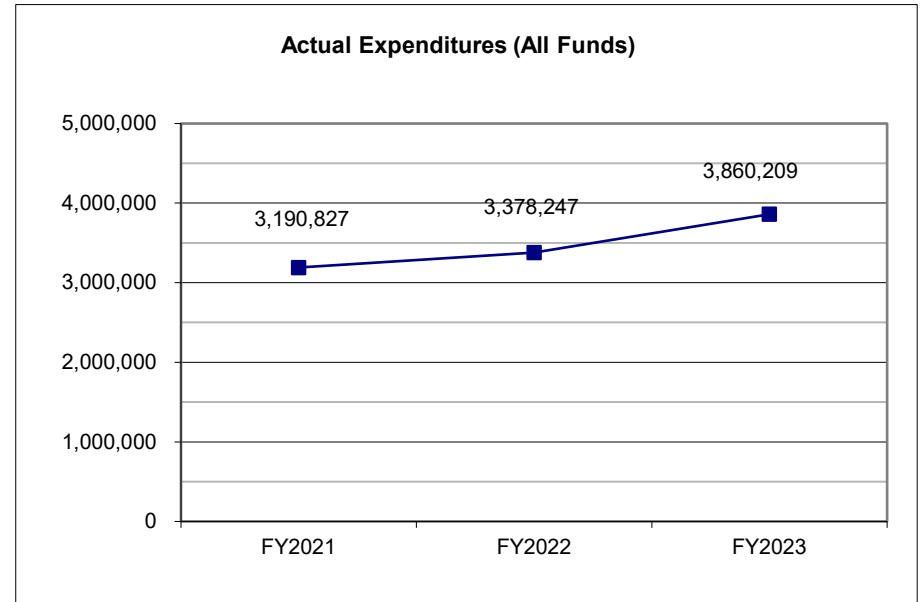
CORE DECISION ITEM

Department: Economic Development
Division: Business and Community Solutions
Core: Business and Community Solutions

Budget Unit 43020C
HB Section 7.015

4. FINANCIAL HISTORY

	FY2021 Actual	FY2022 Actual	FY2023 Actual	FY2024 Current Yr.
Appropriation (All Funds)	5,484,208	5,705,403	10,284,329	5,876,609
Less Reverted (All Funds)	(64,664)	(65,535)	(42,510)	(86,049)
Less Restricted (All Funds)*	0	0	0	0
Budget Authority (All Funds)	5,419,544	5,639,868	10,241,819	5,790,560
Actual Expenditures (All Funds)	3,190,827	3,378,247	3,860,209	N/A
Unexpended (All Funds)	2,228,717	2,261,621	6,381,610	N/A
Unexpended, by Fund:				
General Revenue	163,554	329,841	71,256	N/A
Federal	391,055	221,686	5,810,511	N/A
Other	1,674,108	1,710,094	499,843	N/A
	(1)	(1)	(2)	



*Restricted amount is as of: _____

Reverted includes Governor's standard 3 percent reserve (when applicable).
 Restricted includes any extraordinary expenditure restriction (when applicable).

NOTES: (1) Unexpended GR amounts caused by workforce turnover and a decrease in E&E spending due to COVID-19. This has stabilized in FY2023.
 (2) Additional Appropriation Authority in FY2023 due to one-time appropriations approved by the General Assembly.

CORE RECONCILIATION DETAIL

DEPARTMENT OF ECONOMIC DEVELOPMENT BUS & COMMUNITY SOLUTIONS

5. CORE RECONCILIATION DETAIL

			Budget Class	FTE	GR	Federal	Other	Total	Explanation
TAFP AFTER VETOES									
			PS	59.00	2,181,200	1,388,694	362,341	3,932,235	
			EE	0.00	436,110	203,374	3,890	643,374	
			PD	0.00	251,000	1,050,000	0	1,301,000	
			Total	59.00	2,868,310	2,642,068	366,231	5,876,609	
DEPARTMENT CORE ADJUSTMENTS									
1x Expenditures	1096 5095	EE		0.00	(115,165)	0	0	(115,165)	Reduction of one-time appropriation
1x Expenditures	1096 4392	PD		0.00	(250,000)	0	0	(250,000)	Reduction of one-time appropriation
1x Expenditures	1096 2413	PD		0.00	0	(500,000)	0	(500,000)	Reduction of one-time appropriation
1x Expenditures	1096 2420	PD		0.00	0	(500,000)	0	(500,000)	Reduction of one-time appropriation
Core Reduction	1097 7837	PS		(4.00)	0	0	(205,927)	(205,927)	Reduction tied to Fund Switch NDI #1419004
Core Reallocation	1095 5095	EE		0.00	(18,000)	0	0	(18,000)	
Core Reallocation	1095 5095	PD		0.00	18,000	0	0	18,000	
Core Reallocation	1548 5096	PS		1.00	0	0	0	0	Reallocation from RED to BCS-CDBG
NET DEPARTMENT CHANGES				(3.00)	(365,165)	(1,000,000)	(205,927)	(1,571,092)	
DEPARTMENT CORE REQUEST									
			PS	56.00	2,181,200	1,388,694	156,414	3,726,308	
			EE	0.00	302,945	203,374	3,890	510,209	
			PD	0.00	19,000	50,000	0	69,000	
			Total	56.00	2,503,145	1,642,068	160,304	4,305,517	

CORE RECONCILIATION DETAIL

DEPARTMENT OF ECONOMIC DEVELOPMENT BUS & COMMUNITY SOLUTIONS

5. CORE RECONCILIATION DETAIL

		Budget Class	FTE	GR	Federal	Other	Total	Explanation
GOVERNOR'S ADDITIONAL CORE ADJUSTMENTS								
Core Reduction	1097 7837	PS	4.00	0	0	205,927	205,927	Reduction tied to Fund Switch NDI #1419004
NET GOVERNOR CHANGES			4.00	0	0	205,927	205,927	
GOVERNOR'S RECOMMENDED CORE								
		PS	60.00	2,181,200	1,388,694	362,341	3,932,235	
		EE	0.00	302,945	203,374	3,890	510,209	
		PD	0.00	19,000	50,000	0	69,000	
		Total	60.00	2,503,145	1,642,068	366,231	4,511,444	

Department of Economic Development

DECISION ITEM SUMMARY

Budget Unit								
Decision Item	FY 2023	FY 2023	FY 2024	FY 2024	FY 2025	FY 2025	FY 2025	FY 2025
Budget Object Summary	ACTUAL	ACTUAL	BUDGET	BUDGET	DEPT REQ	DEPT REQ	GOV REC	GOV REC
Fund	DOLLAR	FTE	DOLLAR	FTE	DOLLAR	FTE	DOLLAR	FTE
BUS & COMMUNITY SOLUTIONS								
CORE								
PERSONAL SERVICES								
GENERAL REVENUE	1,127,358	20.62	2,181,200	35.74	2,181,200	35.74	2,181,200	35.74
DED-ED PRO-CDBG-ADMINISTRATION	889,836	16.39	1,388,694	17.26	1,388,694	18.26	1,388,694	18.26
DED ADMINISTRATIVE	57,377	1.00	102,135	1.00	102,135	1.00	102,135	1.00
STATE SUPP DOWNTOWN DEVELOPMNT	0	0.00	54,279	1.00	54,279	1.00	54,279	1.00
ECON DEVELOP ADVANCEMENT FUND	0	0.00	205,927	4.00	0	0.00	205,927	4.00
TOTAL - PS	2,074,571	38.01	3,932,235	59.00	3,726,308	56.00	3,932,235	60.00
EXPENSE & EQUIPMENT								
GENERAL REVENUE	75,878	0.00	436,110	0.00	302,945	0.00	302,945	0.00
DED-ED PRO-CDBG-ADMINISTRATION	179,979	0.00	203,374	0.00	203,374	0.00	203,374	0.00
STATE SUPP DOWNTOWN DEVELOPMNT	85	0.00	3,890	0.00	3,890	0.00	3,890	0.00
TOTAL - EE	255,942	0.00	643,374	0.00	510,209	0.00	510,209	0.00
PROGRAM-SPECIFIC								
GENERAL REVENUE	100,000	0.00	251,000	0.00	19,000	0.00	19,000	0.00
DED-ED PRO-CDBG-ADMINISTRATION	0	0.00	50,000	0.00	50,000	0.00	50,000	0.00
BUDGET STABILIZATION	1,429,696	0.00	1,000,000	0.00	0	0.00	0	0.00
TOTAL - PD	1,529,696	0.00	1,301,000	0.00	69,000	0.00	69,000	0.00
TOTAL	3,860,209	38.01	5,876,609	59.00	4,305,517	56.00	4,511,444	60.00
BCS EDAF PS Fund Switch - 1419004								
PERSONAL SERVICES								
GENERAL REVENUE	0	0.00	0	0.00	212,105	4.00	0	0.00
TOTAL - PS	0	0.00	0	0.00	212,105	4.00	0	0.00
TOTAL	0	0.00	0	0.00	212,105	4.00	0	0.00
BCS Admin for New Legislation - 1419003								
PERSONAL SERVICES								
GENERAL REVENUE	0	0.00	0	0.00	223,992	3.00	74,664	1.00
TOTAL - PS	0	0.00	0	0.00	223,992	3.00	74,664	1.00
EXPENSE & EQUIPMENT								

1/24/24 11:45

im_disummary

Department of Economic Development

DECISION ITEM SUMMARY

Budget Unit								
Decision Item	FY 2023	FY 2023	FY 2024	FY 2024	FY 2025	FY 2025	FY 2025	FY 2025
Budget Object Summary	ACTUAL	ACTUAL	BUDGET	BUDGET	DEPT REQ	DEPT REQ	GOV REC	GOV REC
Fund	DOLLAR	FTE	DOLLAR	FTE	DOLLAR	FTE	DOLLAR	FTE
BUS & COMMUNITY SOLUTIONS								
BCS Admin for New Legislation - 1419003								
EXPENSE & EQUIPMENT								
GENERAL REVENUE	0	0.00	0	0.00	60,015	0.00	20,005	0.00
TOTAL - EE	0	0.00	0	0.00	60,015	0.00	20,005	0.00
TOTAL	0	0.00	0	0.00	284,007	3.00	94,669	1.00
Pay Plan - 0000012								
PERSONAL SERVICES								
GENERAL REVENUE	0	0.00	0	0.00	0	0.00	72,185	0.00
DED-ED PRO-CDBG-ADMINISTRATION	0	0.00	0	0.00	0	0.00	44,438	0.00
DED ADMINISTRATIVE	0	0.00	0	0.00	0	0.00	3,268	0.00
STATE SUPP DOWNTOWN DEVELOPMNT	0	0.00	0	0.00	0	0.00	1,737	0.00
ECON DEVELOP ADVANCEMENT FUND	0	0.00	0	0.00	0	0.00	6,590	0.00
TOTAL - PS	0	0.00	0	0.00	0	0.00	128,218	0.00
TOTAL	0	0.00	0	0.00	0	0.00	128,218	0.00
GRAND TOTAL	\$3,860,209	38.01	\$5,876,609	59.00	\$4,801,629	63.00	\$4,734,331	61.00

1/24/24 11:45

im_disummary

FLEXIBILITY REQUEST FORM

BUDGET UNIT NUMBER: 43020C BUDGET UNIT NAME: Business and Community Solutions HOUSE BILL SECTION: 7.015	DEPARTMENT: Economic Development DIVISION: Business and Community Solutions	
1. Provide the amount by fund of personal service flexibility and the amount by fund of expense and equipment flexibility you are requesting in dollar and percentage terms and explain why the flexibility is needed. If flexibility is being requested among divisions, provide the amount by fund of flexibility you are requesting in dollar and percentage terms and explain why the flexibility is needed.		
DEPARTMENT REQUEST		
<p>The department is requesting 10% flexibility between the Personal Service and/or Expense and Equipment appropriation. This flexibility is needed to ensure our ability to immediately address any identified operational modifications in order to provide the highest quality services to Missourians.</p> <p>- Business & Comm Solutions PS (0101) - \$2,181,200 x 10% = \$218,120 and Business & Comm Solutions EE (0101) - \$321,945 x 10% = \$32,195 - Business & Comm Solutions PS (0123) - \$1,388,694 x 10% = \$138,869 and Business & Comm Solutions EE (0123) - \$253,374 x 10% = \$25,337 - Business & Comm Solutions PS (0766) - \$54,279 x 10% = \$5,428 and Business & Comm Solutions EE (0766) - \$3,890 x 10% = \$389</p>		
2. Estimate how much flexibility will be used for the budget year. How much flexibility was used in the Prior Year Budget and the Current Year Budget? Please specify the amount.		
PRIOR YEAR ACTUAL AMOUNT OF FLEXIBILITY USED	CURRENT YEAR ESTIMATED AMOUNT OF FLEXIBILITY THAT WILL BE USED	BUDGET REQUEST ESTIMATED AMOUNT OF FLEXIBILITY THAT WILL BE USED
\$0	Expenditures in PS and E&E will differ annually based on needs to cover operational expenses, address emergency and changing situations, etc.	Expenditures in PS and E&E will differ annually based on needs to cover operational expenses, address emergency and changing situations, etc.
3. Please explain how flexibility was used in the prior and/or current years.		
PRIOR YEAR EXPLAIN ACTUAL USE	CURRENT YEAR EXPLAIN PLANNED USE	
N/A	N/A	

Department of Economic Development

DECISION ITEM DETAIL

Budget Unit	FY 2023	FY 2023	FY 2024	FY 2024	FY 2025	FY 2025	FY 2025	FY 2025
Decision Item	ACTUAL	ACTUAL	BUDGET	BUDGET	DEPT REQ	DEPT REQ	GOV REC	GOV REC
Budget Object Class	DOLLAR	FTE	DOLLAR	FTE	DOLLAR	FTE	DOLLAR	FTE
BUS & COMMUNITY SOLUTIONS								
CORE								
DESIGNATED PRINCIPAL ASST DEPT	6,250	0.13	0	0.00	6,000	0.10	6,000	0.10
DIVISION DIRECTOR	122,748	1.00	125,942	1.25	125,942	1.25	125,942	1.25
DESIGNATED PRINCIPAL ASST DIV	201,165	2.54	169,610	1.00	219,610	2.00	219,610	2.00
MISCELLANEOUS PROFESSIONAL	26,529	0.51	2,928	0.90	2,928	0.90	2,928	0.90
MISCELLANEOUS SUPERVISORY	5,639	0.05	0	0.00	0	0.00	0	0.00
PRINCIPAL ASST BOARD/COMMISSON	5,943	0.07	5,734	0.10	5,734	0.10	5,734	0.10
LEAD ADMIN SUPPORT ASSISTANT	1,595	0.04	117,535	2.00	57,535	1.10	57,535	1.10
ADMIN SUPPORT PROFESSIONAL	120,643	2.39	102,135	1.00	162,135	2.30	162,135	2.30
SENIOR PROGRAM SPECIALIST	0	0.00	5,734	0.10	5,734	0.10	5,734	0.10
ECONOMIC DEVLPMNT PROFESSIONAL	145,146	3.78	374,355	7.57	374,355	6.07	374,355	6.07
ECONOMIC DEVELOPMENT SPEC	745,431	16.10	1,185,079	17.34	1,067,712	16.34	1,165,079	18.34
SR ECONOMIC DEVELOPMENT SPEC	312,893	5.79	1,022,042	15.79	913,482	13.79	1,022,042	15.79
ECONOMIC DEVELOPMENT SPV	204,031	3.12	285,484	4.00	285,484	4.00	285,484	4.00
ECONOMIC DEVELOPMENT MANAGER	176,558	2.49	465,474	6.95	429,474	5.95	429,474	5.95
LEAD AUDITOR	0	0.00	70,183	1.00	70,183	1.00	70,183	1.00
GRANTS ASSOCIATE	0	0.00	0	0.00	0	1.00	0	1.00
TOTAL - PS	2,074,571	38.01	3,932,235	59.00	3,726,308	56.00	3,932,235	60.00
TRAVEL, IN-STATE	30,858	0.00	72,780	0.00	72,780	0.00	72,780	0.00
TRAVEL, OUT-OF-STATE	15,047	0.00	32,372	0.00	12,372	0.00	12,372	0.00
FUEL & UTILITIES	0	0.00	12,192	0.00	12,192	0.00	12,192	0.00
SUPPLIES	25,725	0.00	67,370	0.00	37,370	0.00	37,370	0.00
PROFESSIONAL DEVELOPMENT	28,885	0.00	140,515	0.00	80,350	0.00	80,350	0.00
COMMUNICATION SERV & SUPP	20,160	0.00	60,008	0.00	60,008	0.00	60,008	0.00
PROFESSIONAL SERVICES	114,239	0.00	88,508	0.00	88,508	0.00	88,508	0.00
HOUSEKEEPING & JANITORIAL SERV	0	0.00	1	0.00	1	0.00	1	0.00
M&R SERVICES	1,328	0.00	10,823	0.00	10,823	0.00	10,823	0.00
COMPUTER EQUIPMENT	0	0.00	14,843	0.00	14,843	0.00	14,843	0.00
MOTORIZED EQUIPMENT	0	0.00	7,904	0.00	7,904	0.00	7,904	0.00
OFFICE EQUIPMENT	0	0.00	26,426	0.00	26,426	0.00	26,426	0.00
OTHER EQUIPMENT	967	0.00	89,095	0.00	64,095	0.00	64,095	0.00
PROPERTY & IMPROVEMENTS	1,550	0.00	10	0.00	2,010	0.00	2,010	0.00
BUILDING LEASE PAYMENTS	0	0.00	1,094	0.00	1,094	0.00	1,094	0.00

Department of Economic Development

DECISION ITEM DETAIL

Budget Unit	FY 2023	FY 2023	FY 2024	FY 2024	FY 2025	FY 2025	FY 2025	FY 2025
Decision Item	ACTUAL	ACTUAL	BUDGET	BUDGET	DEPT REQ	DEPT REQ	GOV REC	GOV REC
Budget Object Class	DOLLAR	FTE	DOLLAR	FTE	DOLLAR	FTE	DOLLAR	FTE
BUS & COMMUNITY SOLUTIONS								
CORE								
EQUIPMENT RENTALS & LEASES	9,292	0.00	5,177	0.00	5,177	0.00	5,177	0.00
MISCELLANEOUS EXPENSES	7,891	0.00	7,197	0.00	7,197	0.00	7,197	0.00
REBILLABLE EXPENSES	0	0.00	7,059	0.00	7,059	0.00	7,059	0.00
TOTAL - EE	255,942	0.00	643,374	0.00	510,209	0.00	510,209	0.00
PROGRAM DISTRIBUTIONS	1,529,696	0.00	1,301,000	0.00	69,000	0.00	69,000	0.00
TOTAL - PD	1,529,696	0.00	1,301,000	0.00	69,000	0.00	69,000	0.00
GRAND TOTAL	\$3,860,209	38.01	\$5,876,609	59.00	\$4,305,517	56.00	\$4,511,444	60.00
GENERAL REVENUE	\$1,303,236	20.62	\$2,868,310	35.74	\$2,503,145	35.74	\$2,503,145	35.74
FEDERAL FUNDS	\$2,499,511	16.39	\$2,642,068	17.26	\$1,642,068	18.26	\$1,642,068	18.26
OTHER FUNDS	\$57,462	1.00	\$366,231	6.00	\$160,304	2.00	\$366,231	6.00

PROGRAM DESCRIPTION

Department: **Economic Development**

HB Section(s): **7.015**

Program Name: **Business and Community Solutions**

Program is found in the following core budget(s): **Business and Community Solutions**

1a. What strategic priority does this program address?

Business and Community Development

1b. What does this program do?

- The Division administers the State's core economic development programs designed to address business and community economic development opportunities and challenges.
- Community Development programs enable nonprofit entities to create public/private partnerships to address the needs of underserved Missouri citizens. Program benefits largely consist of tax credits used to leverage private donations. Eligible uses of program benefits include workforce training, youth development, neighborhood revitalization, crime prevention, and academic support for underserved communities and populations across the State.
- Redevelopment programs incentivize private investment to revitalize underutilized sites and buildings, resulting in stronger communities. Program benefits largely consist of tax credits used to leverage private investment. Program benefits may be available for the cleanup and revitalization of a community facility/infrastructure or redevelopment of historic buildings.
- Business Development programs incentivize business expansion, recruitment, and retention within the State. Program benefits largely consist of retained withholding taxes or tax credits for jobs created or retained. Program benefits may be available for businesses that create new jobs with average wages of at least 80% of the applicable county average wage and, in some cases, make substantial new capital investment within the State.
- The Division also provides the administration for the following programs (full descriptions may be found on the Program Description Forms):
 - Community Development Block Grants (CDBG)
 - Missouri Technology Corporation (MTC)
 - Missouri Community Service Commission (MCSC)

2a. Provide an activity measure(s) for the program.

Community Development Projects

	FY2021 Actual	FY2022 Projected	FY2022 Actual	FY2023 Projected	FY2023 Actual	FY2024 Projected	FY2025 Projected	FY2026 Projected
Number of Projects Authorized	140	139	117	103	89	103	103	103
Amount of Incentives Authorized	\$18.9M	\$23.7M	\$19.8M	\$27.3M	\$27.3M	\$27.3M	\$27.3M	\$27.3M
Number of Tax Credit Certificates Issued*	2,020	4,405	2,365	2,956	2,956	2,956	2,956	2,956
Amount of Incentives Issued	\$11.2M	\$20.0M	\$15.8M	\$16.7M	\$16.7M	\$16.7M	\$16.7M	\$16.7M

Note 1: Community Development projects represent 6 programs, the largest of which are Neighborhood Assistance and Youth Opportunities.

Note 2: *Due to COVID-19, CARES Act funding was used in lieu of this program.

Note 3: Community Development projections are based on the greater of the previous fiscal year actual or the average of the previous three year actuals.

PROGRAM DESCRIPTION

Department: Economic Development

HB Section(s): 7.015

Program Name: Business and Community Solutions

Program is found in the following core budget(s): Business and Community Solutions

2a. Provide an activity measure(s) for the program. (continued)

Redevelopment Projects

	FY2021 Actual	FY2022 Projected	FY2022 Actual	FY2023 Projected	FY2023 Actual	FY2024 Projected	FY2025 Projected	FY2026 Projected
Number of Projects Authorized	356	317	295	322	314	322	322	322
Amount of Incentives Authorized	\$117.8M	\$177.8M	\$135.9M	\$151.8M	\$151.8M	\$151.8M	\$151.8M	\$151.8M
Number of Tax Credit Certificates Issued*	325	277	273	273	222	273	273	273
Amount of Incentives Issued	\$130.2M	\$91.2M	\$125.1M	\$122.0M	\$110.7M	\$122.0M	\$122.0M	\$122.0M

Business Development Projects

	FY2021 Actual	FY2022 Projected	FY2022 Actual	FY2023 Projected	FY2023 Actual	FY2024 Projected	FY2025 Projected	FY2026 Projected
Number of Projects Authorized	109	150	83	150	87	150	150	150
Amount of Incentives Authorized	\$229.6M	\$189.3M	\$82.9M	\$189M	\$61.4M	\$189M	\$189M	\$189M
Number of Tax Credit Certificates Issued*	123	187	63	183	82	183	183	183
Amount of Incentives Issued	\$175.2M	\$210.0M	\$144.2M	\$220M	\$171.9M	\$220M	\$220M	\$220M

Note 1: Redevelopment Projects represent 3 programs: Historic Preservation Tax Credit, Neighborhood Preservation, and Brownfield.

Note 2: Business Development projects represent 5 programs, the largest of which is Missouri Works.

Note 3: Redevelopment projections are based on the greater of the previous fiscal year actual or the average of the previous three year actuals.

Note 4: FY2021-FY2023 actuals were utilized for projections. Business Development projections are based on known information and history. There is a cap on most programs and numbers will fluctuate based on the type of projects that apply.

*Note 5: This number includes every certificate issued, which could mean the same company or organization is issued multiple certificates in a given year.

2b. Provide a measure(s) of the program's quality.

	FY2021 Actual	FY2022 Projected	FY2022 Actual	FY2023 Projected	FY2023 Actual	FY2024 Projected	FY2025 Projected	FY2026 Projected
Customer Service Experience	88%	94%	82%	95%	88%	95%	95%	95%

Note 1: Percentage of customers who rated their experience as "very" or "somewhat" positive.

Note 2: FY2023 results based on May 2023 survey that included 81 respondents.

PROGRAM DESCRIPTION

Department: Economic Development

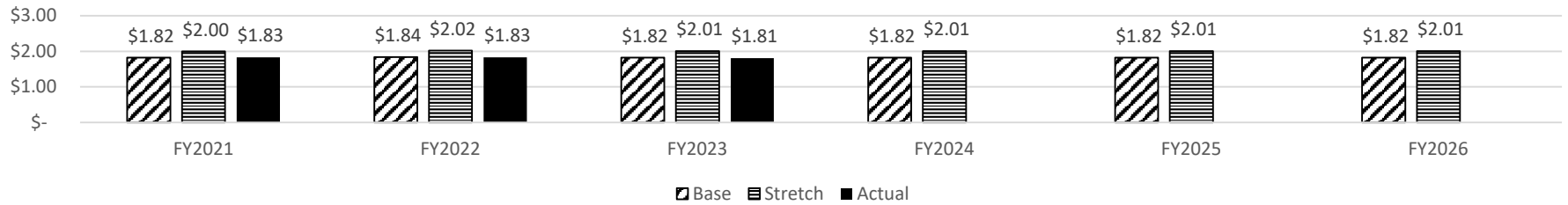
HB Section(s): 7.015

Program Name: Business and Community Solutions

Program is found in the following core budget(s): Business and Community Solutions

2c. Provide a measure(s) of the program's impact.

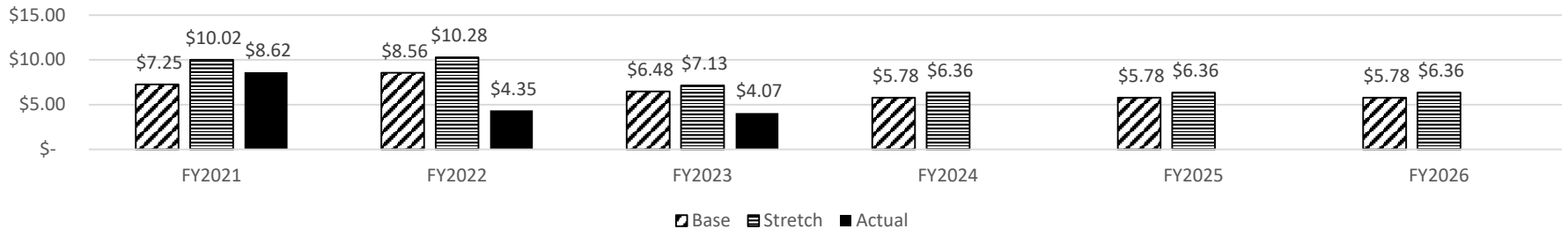
Community Development Projects - Leveraged Private Contributions per \$1 of Issued Benefit



Note 1: Amount of Actual Private Investment compared to \$1 of benefits issued for Community Development projects.

Note 2: The base projections are based on the greater of the previous fiscal year actual or the average of the previous three year actuals. The stretch target is calculated as 10% increase of the base target.

Redevelopment Projects - Leveraged Private Investment per \$1 of Issued Benefit



Note 1: Amount of Actual Private Investment compared to \$1 of benefits issued for all Redevelopment projects.

Note 2: The base projections are based on the greater of the previous fiscal year actual or the average of the previous three year actuals. The stretch target is calculated as 10% increase of the base target.

PROGRAM DESCRIPTION

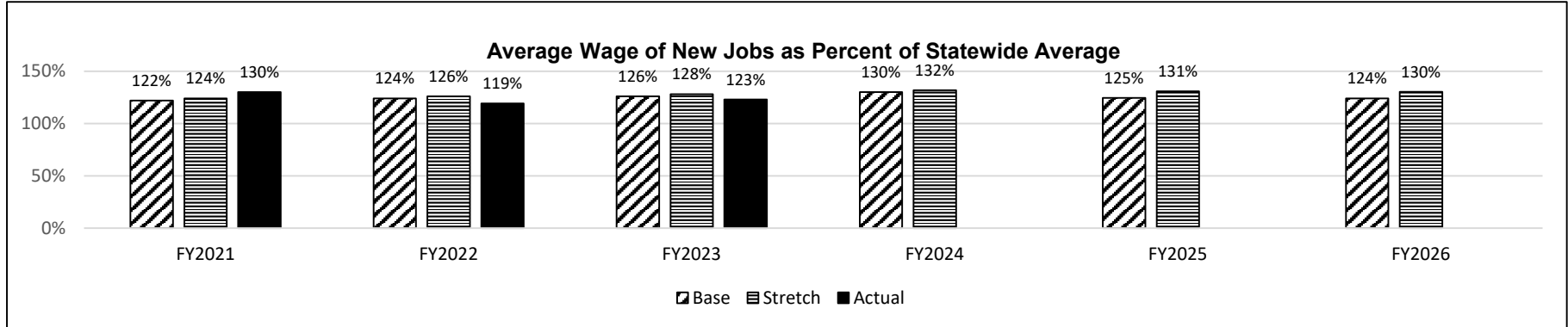
Department: Economic Development

HB Section(s): 7.015

Program Name: Business and Community Solutions

Program is found in the following core budget(s): Business and Community Solutions

2c. Provide a measure(s) of the program's impact. (continued)

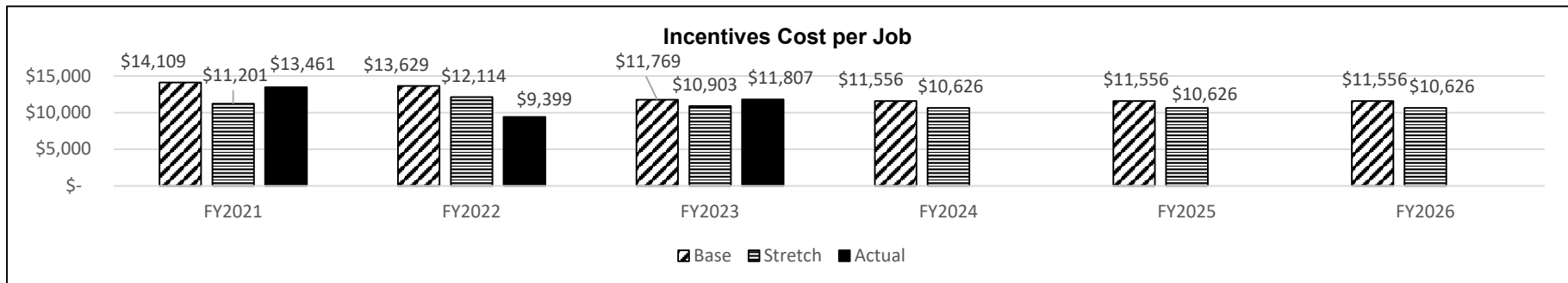


Note 1: Average wages paid to actual new jobs for which we have average wage data as a percent of the statewide average wage for Business Development programs.

Note 2: For FY2024-FY2026, the Base target is calculated as the FY2021-FY2023 actual average. Stretch target is calculated as base plus 5%.

Note 3: Statewide Average Wage for FY2021= \$51,154, FY2022= \$54,746, FY2023= \$57,329

2d. Provide a measure(s) of the program's efficiency.



Note 1: This is a shared measure with Regional Engagement team. Measure is calculated by dividing proposed economic incentives by the committed number of jobs to be created or retained.

Note 2: Base targets for FY2024-FY2026 are based on the averages of FY2021-FY2023 actuals. Stretch targets assume a 10% decrease in the state's incentives cost per job over the previous year actual then stays consistent after.

PROGRAM DESCRIPTION

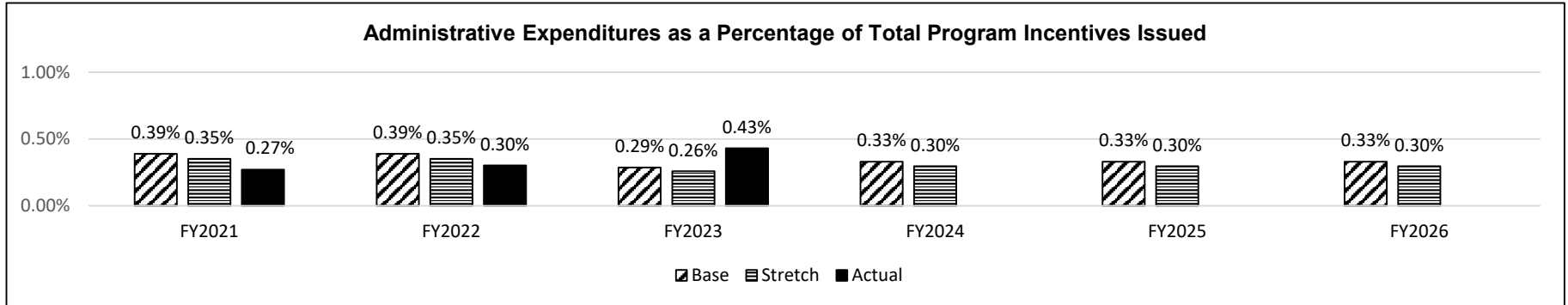
Department: **Economic Development**

HB Section(s): **7.015**

Program Name: **Business and Community Solutions**

Program is found in the following core budget(s): **Business and Community Solutions**

2d. Provide a measure(s) of the program's efficiency. (continued)



Note 1: Administrative costs as compared to Total Incentives Issued in Finance Programs. This number does not include any costs for services provided by other DED divisions that contribute resources to the team.

Note 2: Base targets for FY2024-FY2026 are based on the averages of FY2021-FY2023 actuals. The Stretch goal was decreased by 10%.

PROGRAM DESCRIPTION

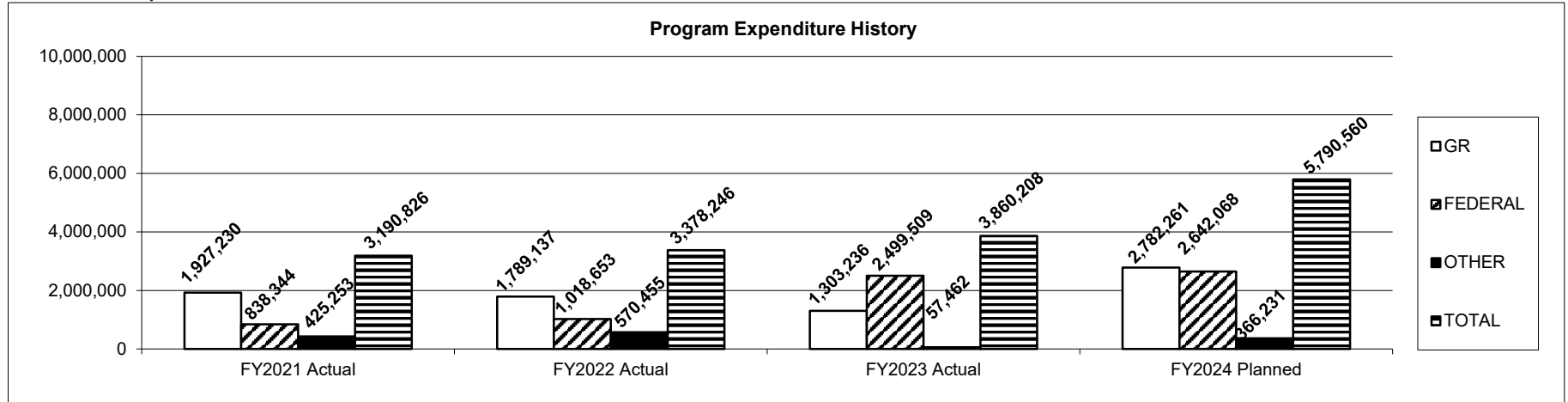
Department: Economic Development

HB Section(s): 7.015

Program Name: Business and Community Solutions

Program is found in the following core budget(s): Business and Community Solutions

3. Provide actual expenditures for the prior three fiscal years and planned expenditures for the current fiscal year. (Note: Amounts do not include fringe benefit costs.)



Planned expenditures for GR reflects 3% Governor's Reserve.

4. What are the sources of the "Other " funds?

Administrative Revolving Fund (0547), International Promotions Revolving Fund (0567), State Supplemental Downtown Development Fund (0766), and Economic Development Advancement Fund (0783)

5. What is the authorization for this program, i.e., federal or state statute, etc.? (Include the federal program number, if applicable.)

Section 620.010, RSMo. establishes the Department of Economic Development and its divisions.

6. Are there federal matching requirements? If yes, please explain.

No

7. Is this a federally mandated program? If yes, please explain.

No

NEW DECISION ITEM
RANK: 13 OF 22

Department of Economic Development		Budget Unit	43020C	
Division: Business and Community Solutions				
DI Name: Staff to Deploy New Legislation		DI#1419003	HB Section	7.015

1. AMOUNT OF REQUEST

FY 2025 Budget Request					FY 2025 Governor's Recommendation				
	GR	Federal	Other	Total		GR	Federal	Other	Total
PS	223,992	0	0	223,992	PS	74,664	0	0	74,664
EE	60,015	0	0	60,015	EE	20,005	0	0	20,005
PSD	0	0	0	0	PSD	0	0	0	0
TRF	0	0	0	0	TRF	0	0	0	0
Total	284,007	0	0	284,007	Total	94,669	0	0	94,669
FTE	3.00	0.00	0.00	3.00	FTE	1.00	0.00	0.00	1.00
Est. Fringe	128,539	0	0	128,539	Est. Fringe	42,846	0	0	42,846
Note: Fringes budgeted in House Bill 5 except for certain fringes budgeted directly to MoDOT, Highway Patrol, and Conservation.					Note: Fringes budgeted in House Bill 5 except for certain fringes budgeted directly to MoDOT, Highway Patrol, and Conservation.				
Other Funds:					Other Funds:				
Non-Counts:					Non-Counts:				

2. THIS REQUEST CAN BE CATEGORIZED AS:

<input checked="" type="checkbox"/> New Legislation	<input type="checkbox"/> New Program	<input type="checkbox"/> Fund Switch
<input type="checkbox"/> Federal Mandate	<input type="checkbox"/> Program Expansion	<input type="checkbox"/> Cost to Continue
<input type="checkbox"/> GR Pick-Up	<input type="checkbox"/> Space Request	<input type="checkbox"/> Equipment Replacement
<input type="checkbox"/> Pay Plan	<input type="checkbox"/> Other: _____	

3. WHY IS THIS FUNDING NEEDED? PROVIDE AN EXPLANATION FOR ITEMS CHECKED IN #2. INCLUDE THE FEDERAL OR STATE STATUTORY OR CONSTITUTIONAL AUTHORIZATION FOR THIS PROGRAM.

This New Decision Item is being requested by the Missouri Department of Economic Development's (DED) Business and Community Solutions Division to ensure adequate staffing for the administration of programs created by the legislature in 2023 and passed in Senate Bill 94. The new programs include the Show Missouri Act and Entertainment Industry Jobs Act.

NEW DECISION ITEM
RANK: 13 OF 22

Department of Economic Development			Budget Unit		<u>43020C</u>				
Division: Business and Community Solutions									
DI Name: Staff to Deploy New Legislation		DI#1419003	HB Section		<u>7.015</u>				
4. DESCRIBE THE DETAILED ASSUMPTIONS USED TO DERIVE THE SPECIFIC REQUESTED AMOUNT. (How did you determine that the requested number of FTE were appropriate? From what source or standard did you derive the requested levels of funding? Were alternatives such as outsourcing or automation considered? If based on new legislation, does request tie to TAFP fiscal note? If not, explain why. Detail which portions of the request are one-times and how those amounts were calculated.)									
This request is tied to Fiscal Note 0360S.02C in which DED requested a total of 3.0 FTE to provide additional staffing to administer these programs.									
5. BREAK DOWN THE REQUEST BY BUDGET OBJECT CLASS, JOB CLASS, AND FUND SOURCE. IDENTIFY ONE-TIME COSTS.									
Budget Object Class/Job Class	Dept Req GR DOLLARS	Dept Req GR FTE	Dept Req FED DOLLARS	Dept Req FED FTE	Dept Req OTHER DOLLARS	Dept Req OTHER FTE	Dept Req TOTAL DOLLARS	Dept Req TOTAL FTE	Dept Req One-Time DOLLARS
Sr Econ Dev Specialist / 07EB30	223,992	3.0					223,992	3.0	
Total PS	223,992	3.0	0	0.0	0	0.0	223,992	3.0	0
Office Equipment / 580	5,901						5,901		
Other Equipment / 590	30,000						30,000		
Computer Equipment / 480	4,947						4,947		
Professional Services / 400	3,402						3,402		
Professional Development / 320	3,000						3,000		
Travel, In-State / 140	4,500						4,500		
Travel, Out-of-State / 160	4,500						4,500		
Supplies / 190	1,332						1,332		
Communication Serv & Supp / 340	2,433						2,433		
Total EE	60,015		0		0		60,015		0
Program Distributions							0		
Total PSD	0		0		0		0		0
Transfers									
Total TRF	0		0		0		0		0
Grand Total	284,007	3.0	0	0.0	0	0.0	284,007	3.0	0

NEW DECISION ITEM
RANK: 13 OF 22

Department of Economic Development			Budget Unit		43020C				
Division: Business and Community Solutions									
DI Name: Staff to Deploy New Legislation		DI#1419003	HB Section		7.015				
	Gov Rec GR	Gov Rec GR	Gov Rec FED	Gov Rec FED	Gov Rec OTHER	Gov Rec OTHER	Gov Rec TOTAL	Gov Rec TOTAL	Gov Rec One-Time
Budget Object Class/Job Class	DOLLARS	FTE	DOLLARS	FTE	DOLLARS	FTE	DOLLARS	FTE	DOLLARS
							0		
Sr Econ Dev Specialist / 07EB30	74,664	1.0					74,664	1.0	
Total PS	74,664	1.0	0	0.0	0	0.0	74,664	1.0	0
Office Equipment / 580	1,967						1,967		
Other Equipment / 590	10,000						10,000		
Computer Equipment / 480	1,649						1,649		
Professional Services / 400	1,134						1,134		
Professional Development / 320	1,000						1,000		
Travel, In-State / 140	1,500						1,500		
Travel, Out-of-State / 160	1,500						1,500		
Supplies / 190	444						444		
Communication Serv & Supp / 340	811						811		
Total EE	20,005		0		0		20,005		0
Program Distributions							0		
Total PSD	0		0		0		0		0
Transfers									
Total TRF	0		0		0		0		0
Grand Total	94,669	1.0	0	0.0	0	0.0	94,669	1.0	0

NEW DECISION ITEM
RANK: 13 OF 22

Department of Economic Development	Budget Unit	<u>43020C</u>
Division: Business and Community Solutions		
DI Name: Staff to Deploy New Legislation	DI#1419003	HB Section <u>7.015</u>

6. PERFORMANCE MEASURES (If new decision item has an associated core, separately identify projected performance with & without additional funding.)

6a. Provide an activity measure(s) for the program.
See the Business and Community Solutions Division Core for performance measures.

6b. Provide a measure(s) of the program's quality.
See the Business and Community Solutions Division Core for performance measures.

6c. Provide a measure(s) of the program's impact.
See the Business and Community Solutions Division Core for performance measures.

6d. Provide a measure(s) of the program's efficiency.
See the Business and Community Solutions Division Core for performance measures.

7. STRATEGIES TO ACHIEVE THE PERFORMANCE MEASUREMENT TARGETS:

Ensure adequate staffing for the administration of programs created by the legislature in 2023 and passed in Senate Bill 94. This includes the Show Missouri Act and Entertainment Industry Jobs Act.

Department of Economic Development

DECISION ITEM DETAIL

Budget Unit	FY 2023	FY 2023	FY 2024	FY 2024	FY 2025	FY 2025	FY 2025	FY 2025
Decision Item	ACTUAL	ACTUAL	BUDGET	BUDGET	DEPT REQ	DEPT REQ	GOV REC	GOV REC
Budget Object Class	DOLLAR	FTE	DOLLAR	FTE	DOLLAR	FTE	DOLLAR	FTE
BUS & COMMUNITY SOLUTIONS								
BCS Admin for New Legislation - 1419003								
SR ECONOMIC DEVELOPMENT SPEC	0	0.00	0	0.00	223,992	3.00	74,664	1.00
TOTAL - PS	0	0.00	0	0.00	223,992	3.00	74,664	1.00
TRAVEL, IN-STATE	0	0.00	0	0.00	4,500	0.00	1,500	0.00
TRAVEL, OUT-OF-STATE	0	0.00	0	0.00	4,500	0.00	1,500	0.00
SUPPLIES	0	0.00	0	0.00	1,332	0.00	444	0.00
PROFESSIONAL DEVELOPMENT	0	0.00	0	0.00	3,000	0.00	1,000	0.00
COMMUNICATION SERV & SUPP	0	0.00	0	0.00	2,433	0.00	811	0.00
PROFESSIONAL SERVICES	0	0.00	0	0.00	3,402	0.00	1,134	0.00
COMPUTER EQUIPMENT	0	0.00	0	0.00	4,947	0.00	1,649	0.00
OFFICE EQUIPMENT	0	0.00	0	0.00	5,901	0.00	1,967	0.00
OTHER EQUIPMENT	0	0.00	0	0.00	30,000	0.00	10,000	0.00
TOTAL - EE	0	0.00	0	0.00	60,015	0.00	20,005	0.00
GRAND TOTAL	\$0	0.00	\$0	0.00	\$284,007	3.00	\$94,669	1.00
GENERAL REVENUE	\$0	0.00	\$0	0.00	\$284,007	3.00	\$94,669	1.00
FEDERAL FUNDS	\$0	0.00	\$0	0.00	\$0	0.00	\$0	0.00
OTHER FUNDS	\$0	0.00	\$0	0.00	\$0	0.00	\$0	0.00

NEW DECISION ITEM
RANK: 9 OF 22

Department of Economic Development	Budget Unit	43020C
Division: Business and Community Solutions		
DI Name: BCS Personal Service Fund Switch	DI#1419004	HB Section
		7.015

1. AMOUNT OF REQUEST

FY 2025 Budget Request				
	GR	Federal	Other	Total
PS	212,105	0	0	212,105
EE	0	0	0	0
PSD	0	0	0	0
TRF	0	0	0	0
Total	212,105	0	0	212,105
FTE	4.00	0.00	0.00	4.00

Est. Fringe	139,128	0	0	139,128
--------------------	---------	---	---	---------

Note: Fringes budgeted in House Bill 5 except for certain fringes budgeted directly to MoDOT, Highway Patrol, and Conservation.

Other Funds:
Non-Counts:

FY 2025 Governor's Recommendation				
	GR	Federal	Other	Total
PS	0	0	0	0
EE	0	0	0	0
PSD	0	0	0	0
TRF	0	0	0	0
Total	0	0	0	0
FTE	0.00	0.00	0.00	0.00

Est. Fringe	0	0	0	0
--------------------	---	---	---	---

Note: Fringes budgeted in House Bill 5 except for certain fringes budgeted directly to MoDOT, Highway Patrol, and Conservation.

Other Funds:
Non-Counts:

2. THIS REQUEST CAN BE CATEGORIZED AS:

<input type="checkbox"/> New Legislation	<input type="checkbox"/> New Program	<input checked="" type="checkbox"/> Fund Switch
<input type="checkbox"/> Federal Mandate	<input type="checkbox"/> Program Expansion	<input type="checkbox"/> Cost to Continue
<input type="checkbox"/> GR Pick-Up	<input type="checkbox"/> Space Request	<input type="checkbox"/> Equipment Replacement
<input type="checkbox"/> Pay Plan	<input type="checkbox"/> Other:	

3. WHY IS THIS FUNDING NEEDED? PROVIDE AN EXPLANATION FOR ITEMS CHECKED IN #2. INCLUDE THE FEDERAL OR STATE STATUTORY OR CONSTITUTIONAL AUTHORIZATION FOR THIS PROGRAM.

This New Decision Item is needed to switch the fund source for 4.0 Business and Community Solutions Divisions' FTE from the Economic Development Advancement Fund (EDAF) to General Revenue. The original FY2022 NDI request was for General Revenue; however, it was approved to be funded from EDAF. With an increase in the amount of appropriations, EDAF can no longer support the number of assigned appropriations. Please refer to the graph under number 6 below. DED will focus the appropriations from EDAF back to the main purpose of supporting DED's marketing efforts under § 620.1900.5, RSMo.

NEW DECISION ITEM
RANK: 9 OF 22

Department of Economic Development	Budget Unit	<u>43020C</u>
Division: Business and Community Solutions		
DI Name: BCS Personal Service Fund Switch	DI#1419004	HB Section <u>7.015</u>

4. DESCRIBE THE DETAILED ASSUMPTIONS USED TO DERIVE THE SPECIFIC REQUESTED AMOUNT. (How did you determine that the requested number of FTE were appropriate? From what source or standard did you derive the requested levels of funding? Were alternatives such as outsourcing or automation considered? If based on new legislation, does request tie to TAFP fiscal note? If not, explain why. Detail which portions of the request are one-times and how those amounts were calculated.)

The NDI includes the current appropriation authority for the 4.0 FTE (\$205,927), as well as an additional 3% (\$6,178) to cover the needed Governor's Reserve.

5. BREAK DOWN THE REQUEST BY BUDGET OBJECT CLASS, JOB CLASS, AND FUND SOURCE. IDENTIFY ONE-TIME COSTS.

Budget Object Class/Job Class	Dept Req GR DOLLARS	Dept Req GR FTE	Dept Req FED DOLLARS	Dept Req FED FTE	Dept Req OTHER DOLLARS	Dept Req OTHER FTE	Dept Req TOTAL DOLLARS	Dept Req TOTAL FTE	Dept Req One-Time DOLLARS
Econ Development Spec / 07EB20	100,288	2.0					100,288	2.0	
Sr Econ Development Spec / 07EB30	111,817	2.0					111,817	2.0	
Total PS	212,105	4.0	0	0.0	0	0.0	212,105	4.0	0
							0		
							0		
							0		
Total EE	0		0		0		0		0
Program Distributions							0		
Total PSD	0		0		0		0		0
Transfers									
Total TRF	0		0		0		0		0
Grand Total	212,105	4.0	0	0.0	0	0.0	212,105	4.0	0

NEW DECISION ITEM
RANK: 9 OF 22

Department of Economic Development				Budget Unit		<u>43020C</u>			
Division: Business and Community Solutions				HB Section		<u>7.015</u>			
DI Name: BCS Personal Service Fund Switch				DI#1419004					
Budget Object Class/Job Class	Gov Rec GR DOLLARS	Gov Rec GR FTE	Gov Rec FED DOLLARS	Gov Rec FED FTE	Gov Rec OTHER DOLLARS	Gov Rec OTHER FTE	Gov Rec TOTAL DOLLARS	Gov Rec TOTAL FTE	Gov Rec One-Time DOLLARS
							0		
							0	0.0	
Total PS	0	0.0	0	0.0	0	0.0	0	0.0	0
							0		
							0		
							0		
Total EE	0		0		0		0		0
Program Distributions							0		
Total PSD	0		0		0		0		0
Transfers									
Total TRF	0		0		0		0		0
Grand Total	0	0.0	0	0.0	0	0.0	0	0.0	0

NEW DECISION ITEM
RANK: 9 OF 22

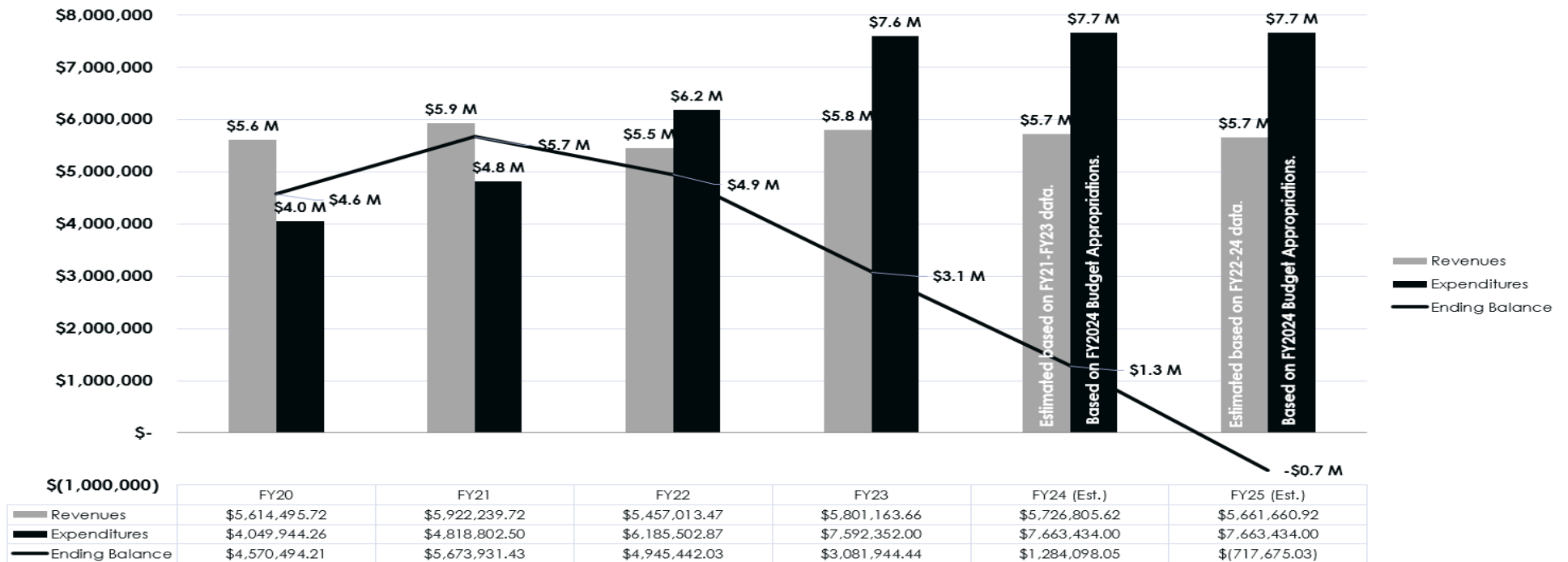
Department of Economic Development	Budget Unit	43020C
Division: Business and Community Solutions		
DI Name: BCS Personal Service Fund Switch	DI#1419004	HB Section
		7.015

6. PERFORMANCE MEASURES (If new decision item has an associated core, separately identify projected performance with & without additional funding.)

The chart below shows the EDAF revenues and expenditures from FY2020 through FY2025. We project that FY2025 will end with a negative balance if some appropriations are not moved to other fund sources.

DED estimates with approval of NDI #s 1419002, 1419004, 1419005, 1419007, and 1419008, the fund balance will begin growing again and reach \$1.8 million at the end of FY2025.

Economic Development Advancement Fund Balance Before Fund Switches



7. STRATEGIES TO ACHIEVE THE PERFORMANCE MEASUREMENT TARGETS:

This is a fund switch only. See BCS Core for performance measures.

Department of Economic Development

DECISION ITEM DETAIL

Budget Unit	FY 2023	FY 2023	FY 2024	FY 2024	FY 2025	FY 2025	FY 2025	FY 2025
Decision Item	ACTUAL	ACTUAL	BUDGET	BUDGET	DEPT REQ	DEPT REQ	GOV REC	GOV REC
Budget Object Class	DOLLAR	FTE	DOLLAR	FTE	DOLLAR	FTE	DOLLAR	FTE
BUS & COMMUNITY SOLUTIONS								
BCS EDAF PS Fund Switch - 1419004								
ECONOMIC DEVELOPMENT SPEC	0	0.00	0	0.00	100,288	2.00	0	0.00
SR ECONOMIC DEVELOPMENT SPEC	0	0.00	0	0.00	111,817	2.00	0	0.00
TOTAL - PS	0	0.00	0	0.00	212,105	4.00	0	0.00
GRAND TOTAL	\$0	0.00	\$0	0.00	\$212,105	4.00	\$0	0.00
GENERAL REVENUE	\$0	0.00	\$0	0.00	\$212,105	4.00		0.00
FEDERAL FUNDS	\$0	0.00	\$0	0.00	\$0	0.00		0.00
OTHER FUNDS	\$0	0.00	\$0	0.00	\$0	0.00		0.00

CORE DECISION ITEM

Department: Economic Development					Budget Unit					43025C									
Division: Business and Community Solutions																			
Core: Econ Dev Advancement Fund Refunds (EDAF)										HB Section					7.015				
1. CORE FINANCIAL SUMMARY																			
FY 2025 Budget Request					FY 2025 Governor's Recommendation														
	GR	Federal	Other	Total		GR	Fed	Other	Total		GR	Fed	Other	Total					
PS	0	0	0	0	PS	0	0	0	0		0	0	0	0					
EE	0	0	0	0	EE	0	0	0	0		0	0	0	0					
PSD	0	0	10,000	10,000	PSD	0	0	10,000	10,000		0	0	10,000	10,000					
TRF	0	0	0	0	TRF	0	0	0	0		0	0	0	0					
Total	0	0	10,000	10,000	Total	0	0	10,000	10,000		0	0	10,000	10,000					
FTE	0.00	0.00	0.00	0.00	FTE	0.00	0.00	0.00	0.00		0.00	0.00	0.00	0.00					
Est. Fringe	0	0	0	0	Est. Fringe	0	0	0	0		0	0	0	0					
Note: Fringes budgeted in House Bill 5 except for certain fringes budgeted directly to MoDOT, Highway Patrol, and Conservation.					Note: Fringes budgeted in House Bill 5 except for certain fringes budgeted directly to MoDOT, Highway Patrol, and Conservation.														
Other Funds: Economic Development Advancement Fund (0783)					Other Funds: Economic Development Advancement Fund (0783)														
2. CORE DESCRIPTION																			
This core item provides the Department of Economic Development with the ability to refund an overpayment or erroneous payment of any amount credited to the Economic Development Advancement Fund (EDAF). EDAF was created pursuant to Section 620.1900, RSMo, in order to receive fees from recipients of certain tax credits issued by the Department, in an amount up to 2½ percent of the amount of the issued tax credit or 4% of the amount of tax credits issued under the Historic Preservation Tax Credit program. Recipients pay these fees upon issuance of the tax credits.																			
3. PROGRAM LISTING (list programs included in this core funding)																			
Economic Development Advancement Refunds																			

CORE DECISION ITEM

Department: Economic Development	Budget Unit <u>43025C</u>
Division: Business and Community Solutions	
Core: Econ Dev Advancement Fund Refunds (EDAF)	HB Section <u>7.015</u>

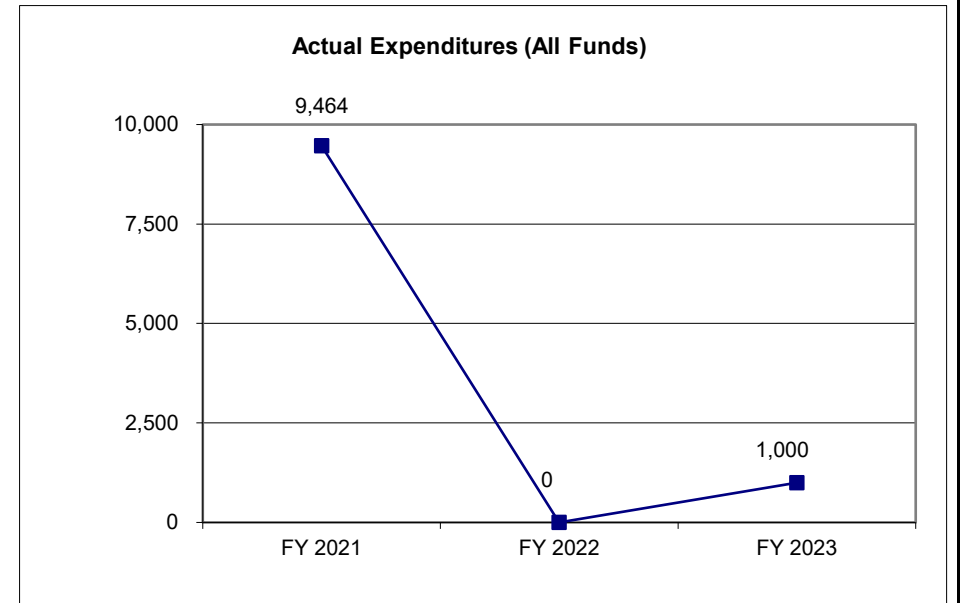
4. FINANCIAL HISTORY

	FY 2021 Actual	FY 2022 Actual	FY 2023 Actual	FY 2023 Current Yr.
Appropriation (All Funds)	10,000	10,000	10,000	10,000
Less Reverted (All Funds)	0	0	0	0
Less Restricted (All Funds)*	0	0	0	0
Budget Authority (All Funds)	10,000	10,000	10,000	10,000
Actual Expenditures (All Funds)	9,464	0	1,000	N/A
Unexpended (All Funds)	536	10,000	9,000	N/A
Unexpended, by Fund:				
General Revenue	0	0	0	N/A
Federal	0	0	0	N/A
Other	536	10,000	9,000	N/A

*Restricted amount is as of: _____

Reverted includes Governor's standard 3 percent reserve (when applicable).
 Restricted includes any extraordinary expenditure restriction (when applicable).

NOTES:



CORE RECONCILIATION DETAIL

**DEPARTMENT OF ECONOMIC DEVELOPMENT
EDAF REFUNDS**

5. CORE RECONCILIATION DETAIL

	Budget Class	FTE	GR	Federal	Other	Total	Explanation
TAFP AFTER VETOES							
	PD	0.00	0	0	10,000	10,000	
	Total	0.00	0	0	10,000	10,000	
DEPARTMENT CORE REQUEST							
	PD	0.00	0	0	10,000	10,000	
	Total	0.00	0	0	10,000	10,000	
GOVERNOR'S RECOMMENDED CORE							
	PD	0.00	0	0	10,000	10,000	
	Total	0.00	0	0	10,000	10,000	

Department of Economic Development

DECISION ITEM SUMMARY

Budget Unit								
Decision Item	FY 2023	FY 2023	FY 2024	FY 2024	FY 2025	FY 2025	FY 2025	FY 2025
Budget Object Summary	ACTUAL	ACTUAL	BUDGET	BUDGET	DEPT REQ	DEPT REQ	GOV REC	GOV REC
Fund	DOLLAR	FTE	DOLLAR	FTE	DOLLAR	FTE	DOLLAR	FTE
EDAF REFUNDS								
CORE								
PROGRAM-SPECIFIC								
ECON DEVELOP ADVANCEMENT FUND	1,000	0.00	10,000	0.00	10,000	0.00	10,000	0.00
TOTAL - PD	1,000	0.00	10,000	0.00	10,000	0.00	10,000	0.00
TOTAL	1,000	0.00	10,000	0.00	10,000	0.00	10,000	0.00
GRAND TOTAL	\$1,000	0.00	\$10,000	0.00	\$10,000	0.00	\$10,000	0.00

Department of Economic Development

DECISION ITEM DETAIL

Budget Unit	FY 2023	FY 2023	FY 2024	FY 2024	FY 2025	FY 2025	FY 2025	FY 2025
Decision Item	ACTUAL	ACTUAL	BUDGET	BUDGET	DEPT REQ	DEPT REQ	GOV REC	GOV REC
Budget Object Class	DOLLAR	FTE	DOLLAR	FTE	DOLLAR	FTE	DOLLAR	FTE
EDAF REFUNDS								
CORE								
PROGRAM DISTRIBUTIONS	0	0.00	9,999	0.00	9,999	0.00	9,999	0.00
REFUNDS	1,000	0.00	1	0.00	1	0.00	1	0.00
TOTAL - PD	1,000	0.00	10,000	0.00	10,000	0.00	10,000	0.00
GRAND TOTAL	\$1,000	0.00	\$10,000	0.00	\$10,000	0.00	\$10,000	0.00
GENERAL REVENUE								
	\$0	0.00	\$0	0.00	\$0	0.00	\$0	0.00
FEDERAL FUNDS								
	\$0	0.00	\$0	0.00	\$0	0.00	\$0	0.00
OTHER FUNDS								
	\$1,000	0.00	\$10,000	0.00	\$10,000	0.00	\$10,000	0.00

PROGRAM DESCRIPTION	
Department: Economic Development	HB Section(s): <u>7.015</u>
Program Name: Economic Development Advancement Fund Refunds	
Program is found in the following core budget(s): EDAF Refunds	
<p>1a. What strategic priority does this program address? Business and Community Development</p> <p>1b. What does this program do? This item provides the Department with the ability to refund an overpayment or erroneous payment of any amount credited to the Economic Development Advancement Fund (EDAF) pursuant to Section 620.1900, RSMo. EDAF was created in order to receive fees from the recipients of certain tax credits issued by the department, in an amount up to 2½ percent of the amount of the issued tax credit or up to 4 percent for Historic Preservation Tax Credits. Recipients pay these fees before the issuance of certain tax credits. The EDAF is also structured to receive gifts, contributions, grants, or bequests received from federal, private and other sources, including any appropriations to the fund. No performance measures are included for this program since it is solely for refunds.</p> <p>2a. Provide an activity measure(s) for the program. This is a refund appropriation; therefore, no performance measures are provided.</p> <p>2b. Provide a measure(s) of the program's quality. This is a refund appropriation; therefore, no performance measures are provided.</p> <p>2c. Provide a measure(s) of the program impact. This is a refund appropriation; therefore, no performance measures are provided.</p> <p>2d. Provide a measure(s) of the program's efficiency. This is a refund appropriation; therefore, no performance measures are provided.</p>	

PROGRAM DESCRIPTION

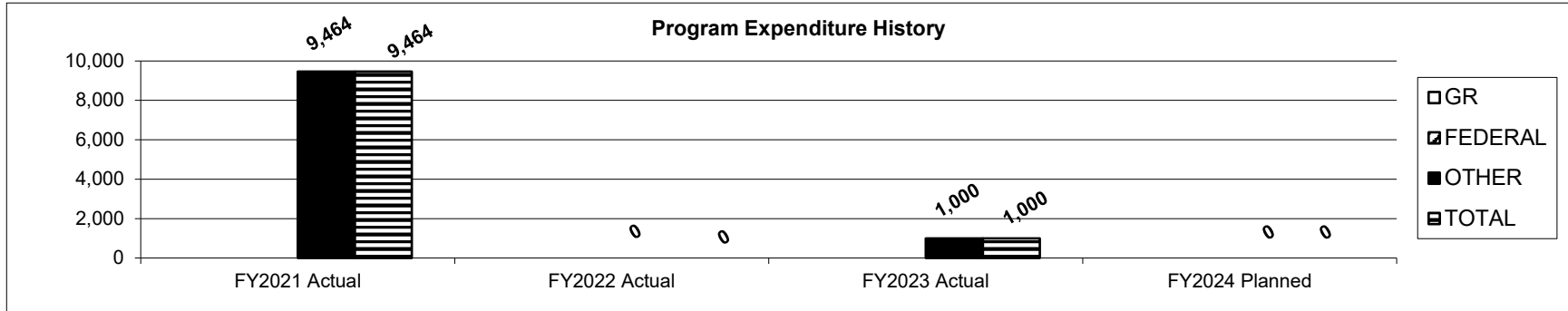
Department: Economic Development

HB Section(s): 7.015

Program Name: Economic Development Advancement Fund Refunds

Program is found in the following core budget(s): EDAF Refunds

3. Provide actual expenditures for the prior three fiscal years and planned expenditures for the current fiscal year. *(Note: Amounts do not include fringe benefit costs.)*



4. What are the sources of the "Other " funds?

Economic Development Advancement Fund (0783)

5. What is the authorization for this program, i.e., federal or state statute, etc.? *(Include the federal program number, if applicable.)*

Section 620.1900, RSMo, which established the Economic Development Advancement Fund.

6. Are there federal matching requirements? If yes, please explain.

No.

7. Is this a federally mandated program? If yes, please explain.

No.

CORE DECISION ITEM

Department: Economic Development					Budget Unit <u>43023C</u>				
Division: Business and Community Solutions									
Core: Tourism Infrastructure					HB Section <u>7.020</u>				
1. CORE FINANCIAL SUMMARY									
FY 2025 Budget Request					FY 2025 Governor's Recommendation				
	GR	Federal	Other	Total		GR	Federal	Other	Total
PS	0	0	0	0	PS	0	0	0	0
EE	0	0	0	0	EE	0	0	0	0
PSD	1,975,000	0	0	1,975,000	PSD	1,975,000	0	0	1,975,000
TRF	0	0	0	0	TRF	0	0	0	0
Total	1,975,000	0	0	1,975,000	Total	1,975,000	0	0	1,975,000
FTE	0.00	0.00	0.00	0.00	FTE	0.00	0.00	0.00	0.00
Est. Fringe	0	0	0	0	Est. Fringe	0	0	0	0
<i>Note: Fringes budgeted in House Bill 5 except for certain fringes budgeted directly to MoDOT, Highway Patrol, and Conservation.</i>					<i>Note: Fringes budgeted in House Bill 5 except for certain fringes budgeted directly to MoDOT, Highway Patrol, and Conservation.</i>				
Other Funds:					Other Funds:				
2. CORE DESCRIPTION									
Created by the legislature in 2019, this program supports the construction or rehabilitation of multipurpose sports and entertainment venues with seating capacity less than 25,000, owned by a public body. To participate, statute required that facilities must be in existence prior to August 28, 2019 and entities apply by August 28, 2020 to receive funds. The only applicant that applied for the program was the Land Clearance for Redevelopment Authority (LCRA) of the City of St. Louis for the development of the Enterprise Center, which houses the St. Louis Blues.									
3. PROGRAM LISTING (list programs included in this core funding)									
Tourism Infrastructure Facilities Program									

CORE DECISION ITEM

Department: Economic Development	Budget Unit <u>43023C</u>
Division: Business and Community Solutions	
Core: Tourism Infrastructure	HB Section <u>7.020</u>

4. FINANCIAL HISTORY

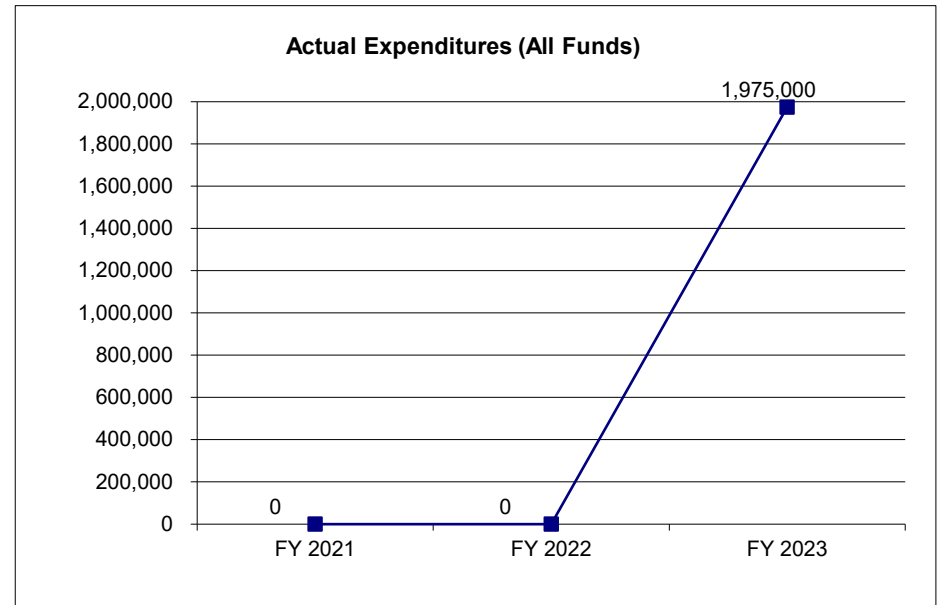
	FY 2021 Actual	FY 2022 Actual	FY 2023 Actual	FY 2024 Current Yr.
Appropriation (All Funds)	0	1,975,000	1,975,000	2,500,000
Less Reverted (All Funds)	0	(59,250)	0	(75,000)
Less Restricted (All Funds)*	0	0	0	0
Budget Authority (All Funds)	0	1,915,750	1,975,000	2,425,000
Actual Expenditures (All Funds)	0	0	1,975,000	N/A
Unexpended (All Funds)	0	1,915,750	0	N/A
Unexpended, by Fund:				
General Revenue	0	1,915,750	0	N/A
Federal	0	0	0	N/A
Other	0	0	0	N/A
		(1)	(2)	

*Current Year restricted amount is as of _____.

Reverted includes the statutory three percent reserve amount (when applicable).

Restricted includes any Governor's expenditure restrictions which remained at the end of the fiscal year (when applicable).

NOTES: (1) COVID-19 had a tremendous impact on both the construction and tourism industries. Due to these two factors, funds were not able to be expended in FY2022 by the program applicant.
(2) Governor's Reserve released in FY2023 so the entire appropriation could be paid out to the project.



CORE RECONCILIATION DETAIL

DEPARTMENT OF ECONOMIC DEVELOPMENT TOURISM INFRASTRUCTURE

5. CORE RECONCILIATION DETAIL

		Budget Class	FTE	GR	Federal	Other	Total	Explanation
TAFP AFTER VETOES								
		PD	0.00	2,500,000	0	0	2,500,000	
		Total	0.00	2,500,000	0	0	2,500,000	
DEPARTMENT CORE ADJUSTMENTS								
1x Expenditures	1098 7155	PD	0.00	(525,000)	0	0	(525,000)	Reduction of one-time appropriation
NET DEPARTMENT CHANGES			0.00	(525,000)	0	0	(525,000)	
DEPARTMENT CORE REQUEST								
		PD	0.00	1,975,000	0	0	1,975,000	
		Total	0.00	1,975,000	0	0	1,975,000	
GOVERNOR'S RECOMMENDED CORE								
		PD	0.00	1,975,000	0	0	1,975,000	
		Total	0.00	1,975,000	0	0	1,975,000	

Department of Economic Development

DECISION ITEM SUMMARY

Budget Unit								
Decision Item	FY 2023	FY 2023	FY 2024	FY 2024	FY 2025	FY 2025	FY 2025	FY 2025
Budget Object Summary	ACTUAL	ACTUAL	BUDGET	BUDGET	DEPT REQ	DEPT REQ	GOV REC	GOV REC
Fund	DOLLAR	FTE	DOLLAR	FTE	DOLLAR	FTE	DOLLAR	FTE
TOURISM INFRASTRUCTURE								
CORE								
PROGRAM-SPECIFIC								
GENERAL REVENUE	1,975,000	0.00	2,500,000	0.00	1,975,000	0.00	1,975,000	0.00
TOTAL - PD	1,975,000	0.00	2,500,000	0.00	1,975,000	0.00	1,975,000	0.00
TOTAL	1,975,000	0.00	2,500,000	0.00	1,975,000	0.00	1,975,000	0.00
Tourism Infrastructure Increas - 1419015								
PROGRAM-SPECIFIC								
GENERAL REVENUE	0	0.00	0	0.00	525,000	0.00	525,000	0.00
TOTAL - PD	0	0.00	0	0.00	525,000	0.00	525,000	0.00
TOTAL	0	0.00	0	0.00	525,000	0.00	525,000	0.00
GRAND TOTAL	\$1,975,000	0.00	\$2,500,000	0.00	\$2,500,000	0.00	\$2,500,000	0.00

1/24/24 11:45

im_disummary

Department of Economic Development

DECISION ITEM DETAIL

Budget Unit	FY 2023	FY 2023	FY 2024	FY 2024	FY 2025	FY 2025	FY 2025	FY 2025
Decision Item	ACTUAL	ACTUAL	BUDGET	BUDGET	DEPT REQ	DEPT REQ	GOV REC	GOV REC
Budget Object Class	DOLLAR	FTE	DOLLAR	FTE	DOLLAR	FTE	DOLLAR	FTE
TOURISM INFRASTRUCTURE								
CORE								
PROGRAM DISTRIBUTIONS	1,975,000	0.00	2,500,000	0.00	1,975,000	0.00	1,975,000	0.00
TOTAL - PD	1,975,000	0.00	2,500,000	0.00	1,975,000	0.00	1,975,000	0.00
GRAND TOTAL	\$1,975,000	0.00	\$2,500,000	0.00	\$1,975,000	0.00	\$1,975,000	0.00
GENERAL REVENUE	\$1,975,000	0.00	\$2,500,000	0.00	\$1,975,000	0.00	\$1,975,000	0.00
FEDERAL FUNDS	\$0	0.00	\$0	0.00	\$0	0.00	\$0	0.00
OTHER FUNDS	\$0	0.00	\$0	0.00	\$0	0.00	\$0	0.00

PROGRAM DESCRIPTION

Department: Economic Development

HB Section(s): 7.020

Program Name: Tourism Infrastructure

Program is found in the following core budget(s): Tourism Infrastructure

1a. What strategic priority does this program address?

Tourism

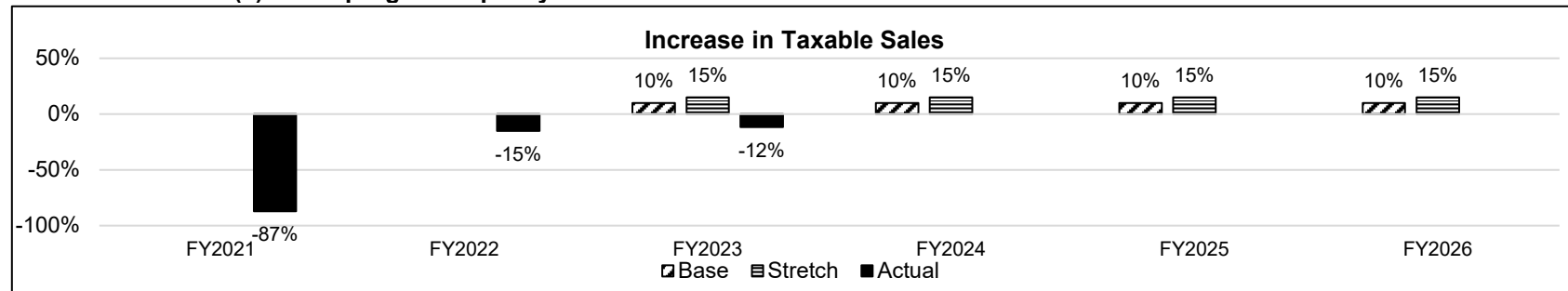
1b. What does this program do?

The purpose of the program is to make funds available for aiding and cooperating in the planning, undertaking or carrying out of a land clearance project or projects to develop, construct, reconstruct, rehabilitate, repair, or improve any tourism infrastructure facilities which exist as of August 28, 2019. Appropriation is limited to the lesser of: (1) the tax revenues derived directly or indirectly from the project in the preceding state fiscal year as determined by DED, or (2) the maximum state funding amount per the terms of the Tourism Infrastructure Facilities Financing Agreement.

2a. Provide an activity measure(s) for the program.

	FY2021		FY2022		FY2023		FY2024	FY2025	FY2026
	Projected	Actual	Projected	Actual	Projected	Actual	Projected	Projected	Projected
Number of Active Projects	N/A	N/A	1	1	1	1	1	1	1

2b. Provide a measure(s) of the program's quality.



Note 1: Construction period for the approved project originally projected for FY2021-FY2023.

Note 2: Reflects the yearly % increase in taxable sales for active project(s) after the project's construction period. Base target is set at 10% and the stretch target is 15%.

Note 3: Sales activity reported in FY2021 and FY2022 reflects the project's construction period, as well as reduced tourism due to COVID-19 pandemic impacts resulting in a decrease in sales from baseline.

PROGRAM DESCRIPTION

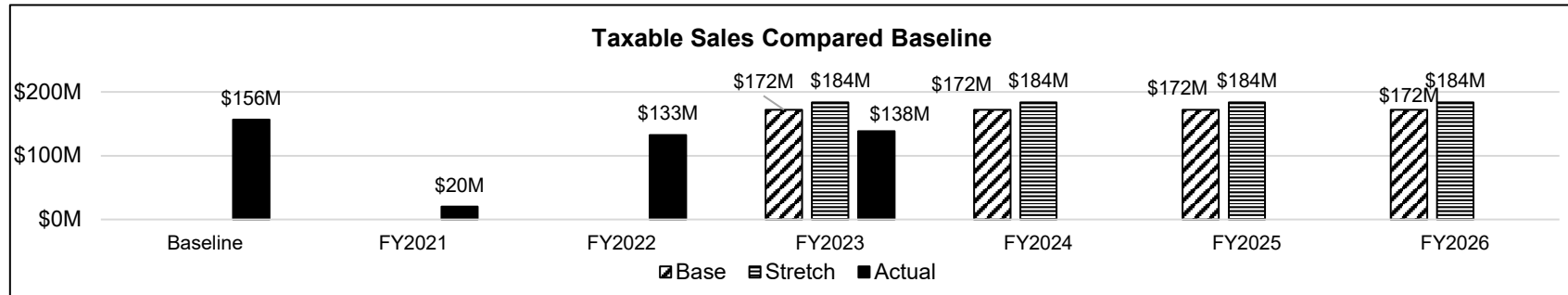
Department: Economic Development

HB Section(s): 7.020

Program Name: Tourism Infrastructure

Program is found in the following core budget(s): Tourism Infrastructure

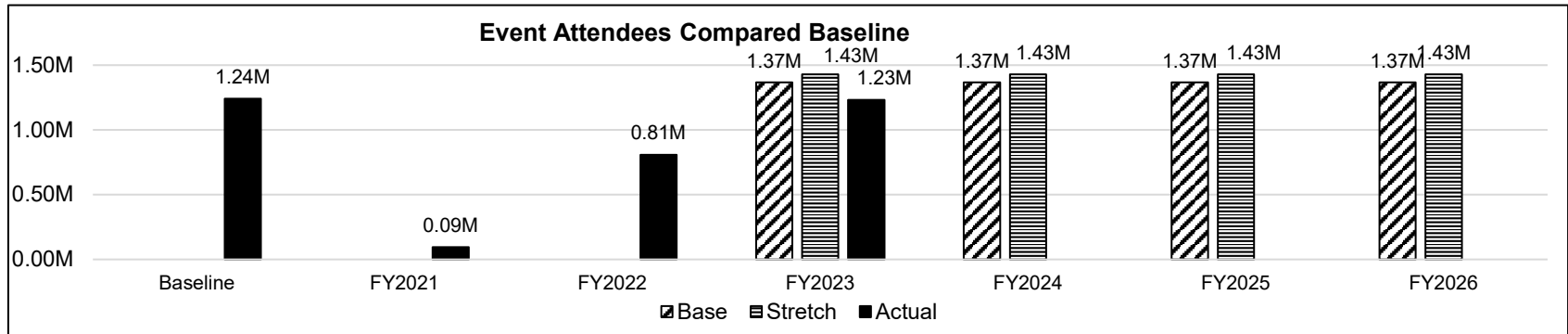
2c. Provide a measure(s) of the program's impact.



Note 1: Construction period for the approved project originally projected for FY2021-FY2023.

Note 2: Reflects the change in taxable sales relative to the project baseline for active project(s).

Note 3: Sales activity reported in FY2021 and FY2022 reflects the project's construction period, as well as reduced tourism due to COVID-19 pandemic impacts resulting in a decrease in sales from baseline.



Note 1: Construction period for the approved project originally projected for FY2021-FY2023.

Note 2: Reflects the change in event attendees relative to the project baseline for active project(s).

Note 3: Event and attendee activity reported in FY2022 reflects the project's construction period, as well as reduced tourism events due to COVID-19 pandemic impacts, resulting in a decrease in attendees.

PROGRAM DESCRIPTION

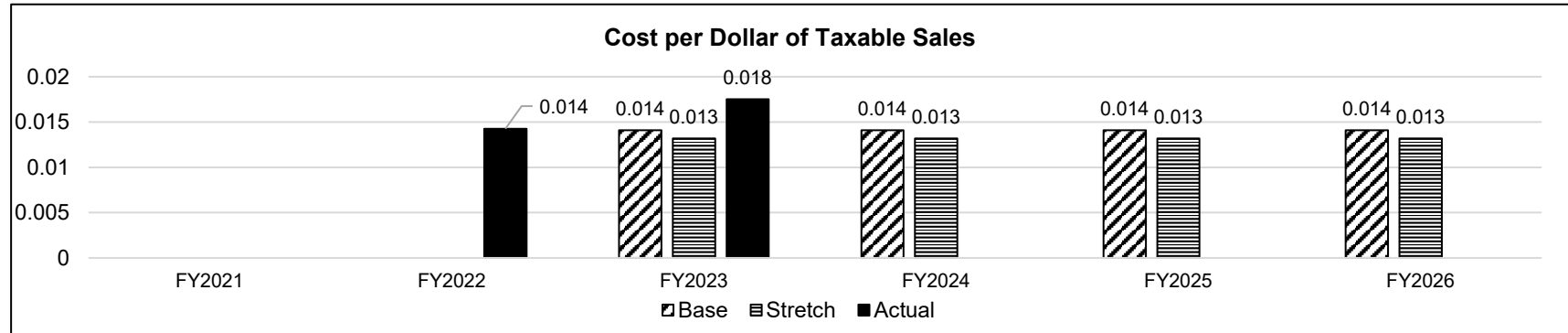
Department: Economic Development

HB Section(s): 7.020

Program Name: Tourism Infrastructure

Program is found in the following core budget(s): Tourism Infrastructure

2d. Provide a measure(s) of the program's efficiency.



Note 1: Reflects the total annual authorization per dollar of taxable sales generated by active project(s).

Note 2: Sales activity reported in FY2021 and FY2022 reflects the project's construction period, as well as reduced tourism events due to COVID-19 pandemic impacts, resulting in a decrease in taxable sales.

Note 3: No project funds were expended for FY2021.

PROGRAM DESCRIPTION

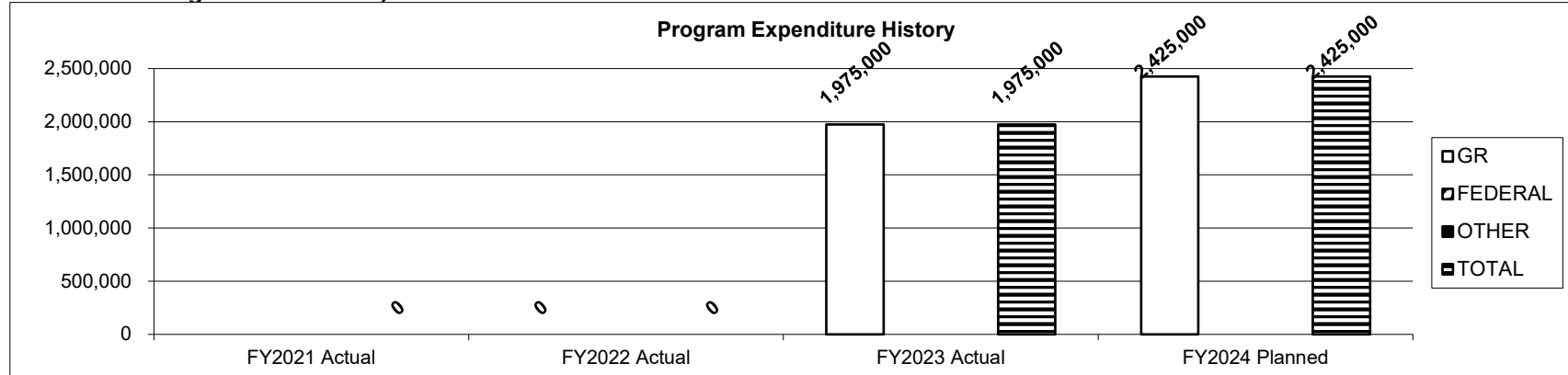
Department: Economic Development

HB Section(s): 7.020

Program Name: Tourism Infrastructure

Program is found in the following core budget(s): Tourism Infrastructure

3. Provide actual expenditures for the prior three fiscal years and planned expenditures for the current fiscal year. *(Note: Amounts do not include fringe benefit costs.)*



Note: Planned expenditure includes 3% Governor's reserve.

4. What are the sources of the "Other " funds?

N/A

5. What is the authorization for this program, i.e., federal or state statute, etc.? *(Include the federal program number, if applicable.)*

Section 99.585, RSMo.

6. Are there federal matching requirements? If yes, please explain.

No.

7. Is this a federally mandated program? If yes, please explain.

No.

NEW DECISION ITEM
RANK: 11 OF 22

Department of Economic Development	Budget Unit	43023C
Division: Business and Community Solutions		
DI Name: Tourism Infrastructure Increase	DI#1419015	HB Section 7.020

1. AMOUNT OF REQUEST

	FY 2025 Budget Request			
	GR	Federal	Other	Total
PS	0	0	0	0
EE	0	0	0	0
PSD	525,000	0	0	525,000
TRF	0	0	0	0
Total	525,000	0	0	525,000

FTE 0.00 0.00 0.00 0.00

Est. Fringe 0 0 0 0

Note: Fringes budgeted in House Bill 5 except for certain fringes budgeted directly to MoDOT, Highway Patrol, and Conservation.

Other Funds:

Non-Counts:

	FY 2025 Governor's Recommendation			
	GR	Federal	Other	Total
PS	0	0	0	0
EE	0	0	0	0
PSD	525,000	0	0	525,000
TRF	0	0	0	0
Total	525,000	0	0	525,000

FTE 0.00 0.00 0.00 0.00

Est. Fringe 0 0 0 0

Note: Fringes budgeted in House Bill 5 except for certain fringes budgeted directly to MoDOT, Highway Patrol, and Conservation.

Other Funds:

Non-Counts:

2. THIS REQUEST CAN BE CATEGORIZED AS:

<input type="checkbox"/> New Legislation	<input type="checkbox"/> New Program	<input type="checkbox"/> Fund Switch
<input type="checkbox"/> Federal Mandate	<input checked="" type="checkbox"/> Program Expansion	<input type="checkbox"/> Cost to Continue
<input type="checkbox"/> GR Pick-Up	<input type="checkbox"/> Space Request	<input type="checkbox"/> Equipment Replacement
<input type="checkbox"/> Pay Plan	<input type="checkbox"/> Other:	

3. WHY IS THIS FUNDING NEEDED? PROVIDE AN EXPLANATION FOR ITEMS CHECKED IN #2. INCLUDE THE FEDERAL OR STATE STATUTORY OR CONSTITUTIONAL AUTHORIZATION FOR THIS PROGRAM.

Created by the legislature in 2019, this program supports the construction or rehabilitation of multipurpose sports and entertainment venues with seating capacity less than 25,000, owned by a public body. The only applicant that applied for the program was the Land Clearance for Redevelopment Authority (LCRA) of the City of St. Louis for the development of the Enterprise Center, which houses the St. Louis Blues.

COVID-19 had a tremendous impact on both the construction and tourism industries. As a result, funds were not able to be expended in FY2022 by the program recipient. Rather than penalize the program recipient for impacts outside its control, the Department is requesting an increase in appropriation for the next three years, which would allow the applicant to make up the funds which were not able to be received in FY2022. This would not change the total amount that the program recipient would receive over the life of the 20 year agreement. Although the original request was for an ongoing appropriation, the request was granted in FY2024 as a one-time appropriation. This request would make the appropriation ongoing for FY2025, FY2026, and FY2027.

NEW DECISION ITEM
RANK: 11 OF 22

Department of Economic Development	Budget Unit	43023C
Division: Business and Community Solutions		
DI Name: Tourism Infrastructure Increase	DI#1419015	HB Section 7.020

4. DESCRIBE THE DETAILED ASSUMPTIONS USED TO DERIVE THE SPECIFIC REQUESTED AMOUNT. (How did you determine that the requested number of FTE were appropriate? From what source or standard did you derive the requested levels of funding? Were alternatives such as outsourcing or automation considered? If based on new legislation, does request tie to TAFP fiscal note? If not, explain why. Detail which portions of the request are one-times and how those amounts were calculated.)

As stated above, funds were not able to be expended in FY2022 by the program recipient; therefore in FY2024, DED requested an ongoing increase to the appropriation amount totaling \$525,000 over the next four years in order to account for the FY2022 payment. This request was granted in FY2024 as a one-time appropriation; therefore, DED is requesting this increase again as an on-going item for FY2025, FY2026, and FY2027.

5. BREAK DOWN THE REQUEST BY BUDGET OBJECT CLASS, JOB CLASS, AND FUND SOURCE. IDENTIFY ONE-TIME COSTS.

Budget Object Class/Job Class	Dept Req GR DOLLARS	Dept Req GR FTE	Dept Req FED DOLLARS	Dept Req FED FTE	Dept Req OTHER DOLLARS	Dept Req OTHER FTE	Dept Req TOTAL DOLLARS	Dept Req TOTAL FTE	Dept Req One-Time DOLLARS
							0		
							0	0.0	
Total PS	0	0.0	0	0.0	0	0.0	0	0.0	0
							0		
							0		
							0		
Total EE	0		0		0		0		0
Program Distributions	525,000						525,000		
Total PSD	525,000		0		0		525,000		0
Transfers									
Total TRF	0		0		0		0		0
Grand Total	525,000	0.0	0	0.0	0	0.0	525,000	0.0	0

NEW DECISION ITEM
RANK: 11 OF 22

Department of Economic Development				Budget Unit		43023C			
Division: Business and Community Solutions									
DI Name: Tourism Infrastructure Increase			DI#1419015			HB Section		7.020	
Budget Object Class/Job Class	Gov Rec GR DOLLARS	Gov Rec GR FTE	Gov Rec FED DOLLARS	Gov Rec FED FTE	Gov Rec OTHER DOLLARS	Gov Rec OTHER FTE	Gov Rec TOTAL DOLLARS	Gov Rec TOTAL FTE	Gov Rec One-Time DOLLARS
							0		
							0	0.0	
Total PS	0	0.0	0	0.0	0	0.0	0	0.0	0
							0		
							0		
							0		
Total EE	0		0		0		0		0
Program Distributions	525,000						525,000		
Total PSD	525,000		0		0		525,000		0
Transfers									
Total TRF	0		0		0		0		0
Grand Total	525,000	0.0	0	0.0	0	0.0	525,000	0.0	0

NEW DECISION ITEM
RANK: 11 OF 22

Department of Economic Development	Budget Unit	<u>43023C</u>
Division: Business and Community Solutions		
DI Name: Tourism Infrastructure Increase	DI#1419015	HB Section <u>7.020</u>

6. PERFORMANCE MEASURES (If new decision item has an associated core, separately identify projected performance with & without additional funding.)

6a. Provide an activity measure(s) for the program.

Refer to the Tourism Infrastructure Program Core for performance measures.

6b. Provide a measure(s) of the program's quality.

Refer to the Tourism Infrastructure Program Core for performance measures.

6c. Provide a measure(s) of the program's impact.

Refer to the Tourism Infrastructure Program Core for performance measures.

6d. Provide a measure(s) of the program's efficiency.

Refer to the Tourism Infrastructure Program Core for performance measures.

7. STRATEGIES TO ACHIEVE THE PERFORMANCE MEASUREMENT TARGETS:

Refer to the Tourism Infrastructure Program Core for performance measures.

Department of Economic Development

DECISION ITEM DETAIL

Budget Unit	FY 2023	FY 2023	FY 2024	FY 2024	FY 2025	FY 2025	FY 2025	FY 2025
Decision Item	ACTUAL	ACTUAL	BUDGET	BUDGET	DEPT REQ	DEPT REQ	GOV REC	GOV REC
Budget Object Class	DOLLAR	FTE	DOLLAR	FTE	DOLLAR	FTE	DOLLAR	FTE
TOURISM INFRASTRUCTURE								
Tourism Infrastructure Increases - 1419015								
PROGRAM DISTRIBUTIONS	0	0.00	0	0.00	525,000	0.00	525,000	0.00
TOTAL - PD	0	0.00	0	0.00	525,000	0.00	525,000	0.00
GRAND TOTAL	\$0	0.00	\$0	0.00	\$525,000	0.00	\$525,000	0.00
GENERAL REVENUE								
	\$0	0.00	\$0	0.00	\$525,000	0.00	\$525,000	0.00
FEDERAL FUNDS								
	\$0	0.00	\$0	0.00	\$0	0.00	\$0	0.00
OTHER FUNDS								
	\$0	0.00	\$0	0.00	\$0	0.00	\$0	0.00

CORE DECISION ITEM

Department: Economic Development					Budget Unit <u>43040C</u>				
Division: Business and Community Solutions									
Core: MO Technology Investment Fund Transfer					HB Section <u>7.025</u>				
1. CORE FINANCIAL SUMMARY									
	FY 2024 Budget Request					FY 2024 Governor's Recommendation			
	GR	Federal	Other	Total		GR	Fed	Other	Total
PS	0	0	0	0	PS	0	0	0	0
EE	0	0	0	0	EE	0	0	0	0
PSD	0	0	0	0	PSD	0	0	0	0
TRF	16,000,000	0	0	16,000,000	TRF	16,000,000	0	0	16,000,000
Total	<u>16,000,000</u>	<u>0</u>	<u>0</u>	<u>16,000,000</u>	Total	<u>16,000,000</u>	<u>0</u>	<u>0</u>	<u>16,000,000</u>
FTE	0.00	0.00	0.00	0.00	FTE	0.00	0.00	0.00	0.00
Est. Fringe	<u>0</u>	<u>0</u>	<u>0</u>	<u>0</u>	Est. Fringe	<u>0</u>	<u>0</u>	<u>0</u>	<u>0</u>
<i>Note: Fringes budgeted in House Bill 5 except for certain fringes budgeted directly to MoDOT, Highway Patrol, and Conservation.</i>					<i>Note: Fringes budgeted in House Bill 5 except for certain fringes budgeted directly to MoDOT, Highway Patrol, and Conservation.</i>				
Other Funds:					Other Funds:				
Notes:									
2. CORE DESCRIPTION									
<p>This core decision item is the required General Revenue transfer that provides funding to support the Missouri Technology Corporation (MTC) and the State's technology programs, including the Missouri Manufacturing Extension Partnership (MEP) and Innovation Centers.</p>									
3. PROGRAM LISTING (list programs included in this core funding)									
MO Technology Investment Fund Transfer									

CORE DECISION ITEM

Department: Economic Development
Division: Business and Community Solutions
Core: MO Technology Investment Fund Transfer

Budget Unit 43040C
HB Section 7.025

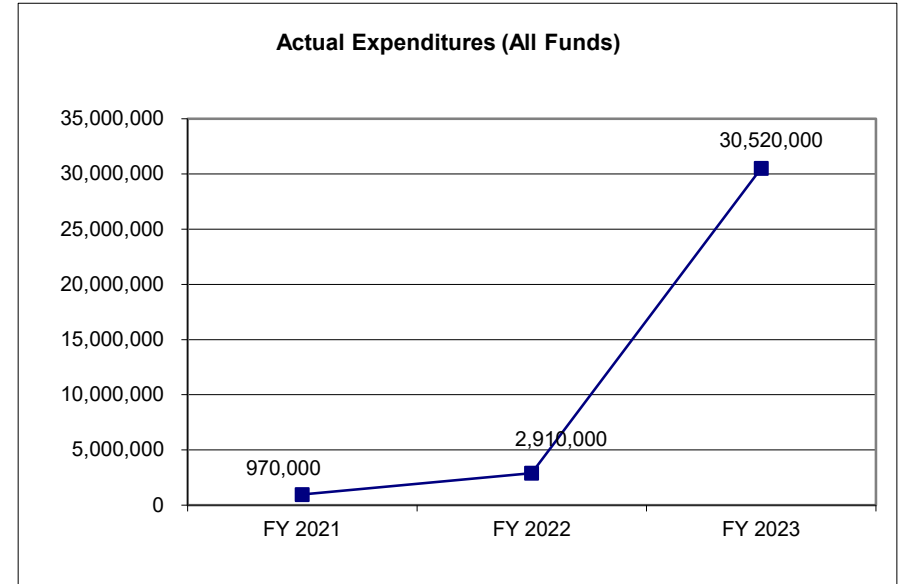
4. FINANCIAL HISTORY

	FY 2021 Actual	FY 2022 Actual	FY 2023 Actual	FY 2024 Current Yr.
Appropriation (All Funds)	1,000,000	3,000,000	31,000,000	29,700,000
Less Reverted (All Funds)	(30,000)	(90,000)	(480,000)	(891,000)
Less Restricted (All Funds)*	0	0	0	0
Budget Authority (All Funds)	970,000	2,910,000	30,520,000	28,809,000
Actual Expenditures (All Funds)	970,000	2,910,000	30,520,000	N/A
Unexpended (All Funds)	0	0	0	N/A
Unexpended, by Fund:				
General Revenue	0	0	0	N/A
Federal	0	0	0	N/A
Other	0	0	0	N/A

*Restricted amount is as of: _____

Reverted includes Governor's standard 3 percent reserve (when applicable).
 Restricted includes any extraordinary expenditure restriction (when applicable).

NOTES:



CORE RECONCILIATION DETAIL

DEPARTMENT OF ECONOMIC DEVELOPMENT MO TECH INVESTMENT TRANSFER

5. CORE RECONCILIATION DETAIL

	Budget Class	FTE	GR	Federal	Other	Total	Explanation
TAFP AFTER VETOES							
	TRF	0.00	29,700,000	0	0	29,700,000	
	Total	0.00	29,700,000	0	0	29,700,000	
DEPARTMENT CORE ADJUSTMENTS							
Core Reduction	1558 T155 TRF	0.00	(13,700,000)	0	0	(13,700,000)	Core reduction
NET DEPARTMENT CHANGES		0.00	(13,700,000)	0	0	(13,700,000)	
DEPARTMENT CORE REQUEST							
	TRF	0.00	16,000,000	0	0	16,000,000	
	Total	0.00	16,000,000	0	0	16,000,000	
GOVERNOR'S RECOMMENDED CORE							
	TRF	0.00	16,000,000	0	0	16,000,000	
	Total	0.00	16,000,000	0	0	16,000,000	

Department of Economic Development

DECISION ITEM SUMMARY

Budget Unit								
Decision Item	FY 2023	FY 2023	FY 2024	FY 2024	FY 2025	FY 2025	FY 2025	FY 2025
Budget Object Summary	ACTUAL	ACTUAL	BUDGET	BUDGET	DEPT REQ	DEPT REQ	GOV REC	GOV REC
Fund	DOLLAR	FTE	DOLLAR	FTE	DOLLAR	FTE	DOLLAR	FTE
MO TECH INVESTMENT TRANSFER								
CORE								
FUND TRANSFERS								
GENERAL REVENUE	15,520,000	0.00	29,700,000	0.00	16,000,000	0.00	16,000,000	0.00
BUDGET STABILIZATION	15,000,000	0.00	0	0.00	0	0.00	0	0.00
TOTAL - TRF	30,520,000	0.00	29,700,000	0.00	16,000,000	0.00	16,000,000	0.00
TOTAL	30,520,000	0.00	29,700,000	0.00	16,000,000	0.00	16,000,000	0.00
GRAND TOTAL	\$30,520,000	0.00	\$29,700,000	0.00	\$16,000,000	0.00	\$16,000,000	0.00

Department of Economic Development

DECISION ITEM DETAIL

Budget Unit	FY 2023	FY 2023	FY 2024	FY 2024	FY 2025	FY 2025	FY 2025	FY 2025
Decision Item	ACTUAL	ACTUAL	BUDGET	BUDGET	DEPT REQ	DEPT REQ	GOV REC	GOV REC
Budget Object Class	DOLLAR	FTE	DOLLAR	FTE	DOLLAR	FTE	DOLLAR	FTE
MO TECH INVESTMENT TRANSFER								
CORE								
TRANSFERS OUT	30,520,000	0.00	29,700,000	0.00	16,000,000	0.00	16,000,000	0.00
TOTAL - TRF	30,520,000	0.00	29,700,000	0.00	16,000,000	0.00	16,000,000	0.00
GRAND TOTAL	\$30,520,000	0.00	\$29,700,000	0.00	\$16,000,000	0.00	\$16,000,000	0.00
GENERAL REVENUE	\$15,520,000	0.00	\$29,700,000	0.00	\$16,000,000	0.00	\$16,000,000	0.00
FEDERAL FUNDS	\$15,000,000	0.00	\$0	0.00	\$0	0.00	\$0	0.00
OTHER FUNDS	\$0	0.00	\$0	0.00	\$0	0.00	\$0	0.00

PROGRAM DESCRIPTION	
Department: Economic Development	HB Section(s): <u>7.025</u>
Program Name: MO Technology Investment Fund Transfer	
Program is found in the following core budget(s): Missouri Technology Investment Fund Transfer	
<p>1a. What strategic priority does this program address? Innovation and Entrepreneurship</p> <p>1b. What does this program do?</p> <p>Funds transferred to the Missouri Technology Investment Fund are used to support the Missouri Technology Corporation (MTC) and Missouri Enterprise, the state's Manufacturing Extension Partnership (MEP) program.</p> <p>MTC is a public-private partnership created by the Missouri General Assembly to promote entrepreneurship and foster the growth of new and emerging high-tech companies. MTC provides state and federal funding to support high-growth technology and innovation-focused entrepreneurs in the state, in an effort to generate outsized economic development as these early-stage companies grow. MTC achieves its mission through two main programmatic activities – Ecosystem Building and a State Sponsored Venture Capital Program.</p> <p>2a. Provide an activity measure(s) for the program.</p> <p>This is a GR transfer appropriation; therefore, refer to the MTC Core for measures.</p> <p>2b. Provide a measure(s) of the program's quality.</p> <p>This is a GR transfer appropriation; therefore, refer to the MTC Core for measures.</p> <p>2c. Provide a measure(s) of the program's impact.</p> <p>This is a GR transfer appropriation; therefore, refer to the MTC Core for measures.</p> <p>2d. Provide a measure(s) of the program's efficiency.</p> <p>This is a GR transfer appropriation; therefore, refer to the MTC Core for measures.</p>	

PROGRAM DESCRIPTION

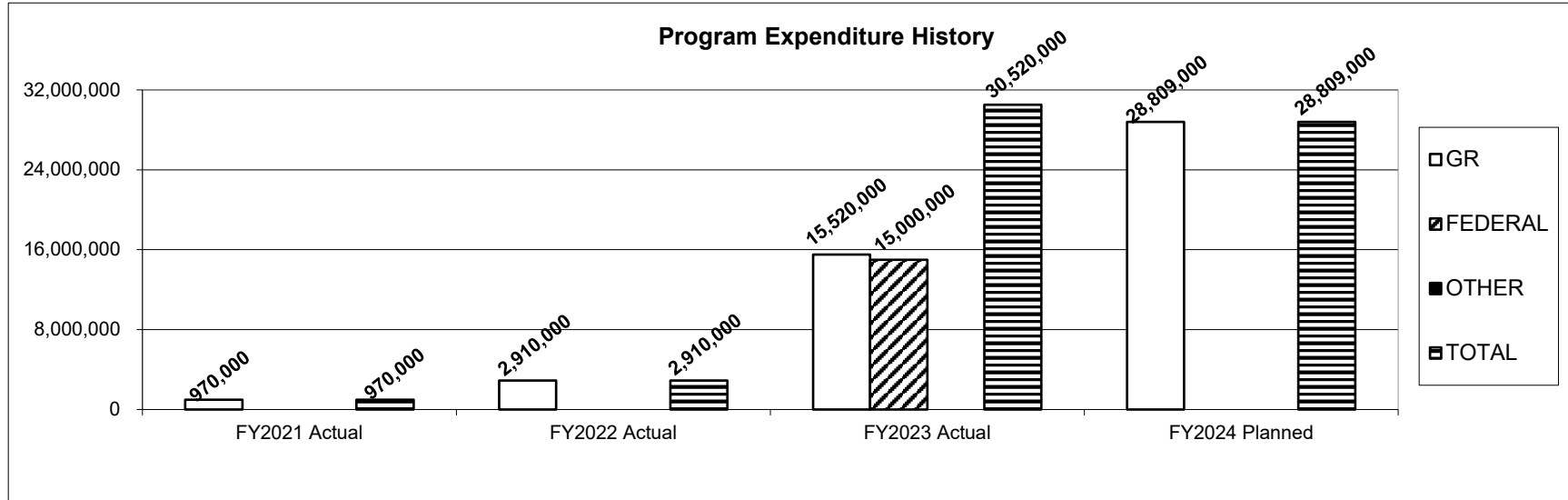
Department: Economic Development

HB Section(s): 7.025

Program Name: MO Technology Investment Fund Transfer

Program is found in the following core budget(s): Missouri Technology Investment Fund Transfer

3. Provide actual expenditures for the prior three fiscal years and planned expenditures for the current fiscal year. (Note: Amounts do not include fringe benefit costs.)



Note: Planned Expenditures for GR reflects 3% Governor's Reserve.

4. **What are the sources of the "Other " funds?**
Transfer from General Revenue to Missouri Technology Investment Fund (0172).
5. **What is the authorization for this program, i.e., federal or state statute, etc.? (Include the federal program number, if applicable.)**
Sections 348.251 - 348.272, RSMo.
6. **Are there federal matching requirements? If yes, please explain.**
Yes, for the Missouri Manufactured Extension Partnership program.
7. **Is this a federally mandated program? If yes, please explain.**
No.

CORE DECISION ITEM

Department: Economic Development					Budget Unit 43035C				
Division: Business and Community Solutions									
Core: Missouri Technology Corporation (MTC)					HB Section 7.030				
1. CORE FINANCIAL SUMMARY									
FY 2025 Budget Request					FY 2025 Governor's Recommendation				
	GR	Federal	Other	Total		GR	Fed	Other	Total
PS	0	0	0	0	PS	0	0	0	0
EE	0	0	0	0	EE	0	0	0	0
PSD	0	0	8,500,000	8,500,000	PSD	0	0	8,500,000	8,500,000
TRF	0	0	0	0	TRF	0	0	0	0
Total	0	0	8,500,000	8,500,000	Total	0	0	8,500,000	8,500,000
FTE	0.00	0.00	0.00	0.00	FTE	0.00	0.00	0.00	0.00
Est. Fringe	0	0	0	0	Est. Fringe	0	0	0	0
Note: Fringes budgeted in House Bill 5 except for certain fringes budgeted directly to MoDOT, Highway Patrol, and Conservation.					Note: Fringes budgeted in House Bill 5 except for certain fringes budgeted directly to MoDOT, Highway Patrol, and Conservation.				
Other Funds:	Missouri Technology Investment Fund (0172)				Other Funds:	Missouri Technology Investment Fund (0172)			
Notes:	Requires a GR transfer to MTIF (0172)				Notes:	Requires a GR transfer to MTIF (0172)			
Non-Counts:	Missouri Technology Investment Fund (0172)				Non-Counts:	Missouri Technology Investment Fund (0172)			
2. CORE DESCRIPTION									
This core decision item is the spending authority for the Missouri Technology Corporation (MTC) co-investment and entrepreneurial support grant programs, the State's eight Innovation Centers, and the Missouri Manufacturing Extension Partnership (MEP).									
MTC is a public-private partnership created by the Missouri General Assembly to promote entrepreneurship and foster the growth of new and emerging high-tech companies. MTC focuses on 21st Century bioscience industries that build on Missouri's rich history in agriculture. It is governed by a fifteen-member board of directors, which includes eleven appointees by Missouri's Governor, one appointee by the President Pro Tem of the Missouri Senate, and one appointee by the Speaker of the Missouri House of Representatives. The President of the University of Missouri System and the Director of the Department of Economic Development are ex officio members of the board.									
3. PROGRAM LISTING (list programs included in this core funding)									
Missouri Technology Corporation (MTC), Innovation Centers, and Missouri Manufacturing Extension Partnership (MEP).									

CORE DECISION ITEM

Department: Economic Development	Budget Unit <u>43035C</u>
Division: Business and Community Solutions	
Core: Missouri Technology Corporation (MTC)	HB Section <u>7.030</u>

4. FINANCIAL HISTORY

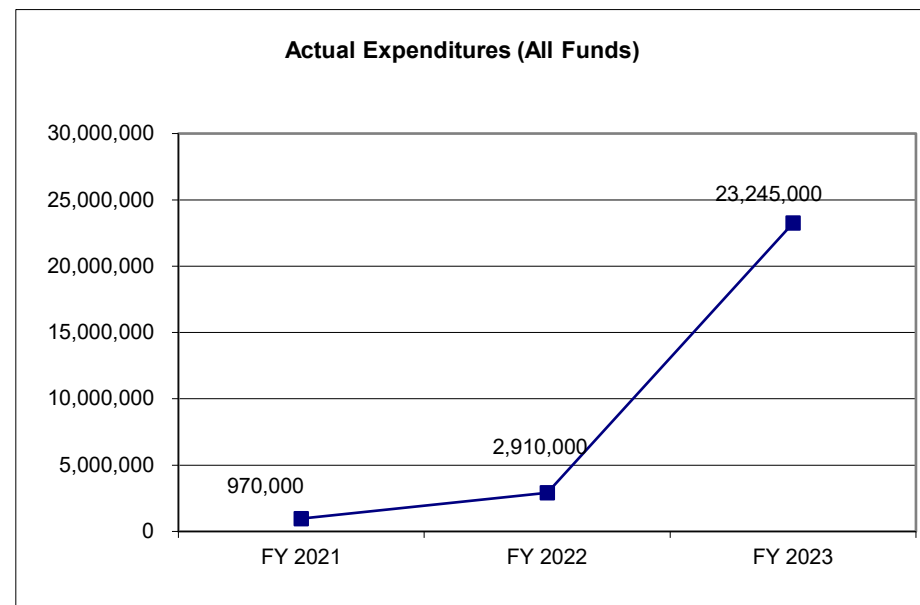
	FY 2021 Actual	FY 2022 Actual	FY 2023 Actual	FY 2024 Current Yr.
Appropriation (All Funds)	5,500,000	7,500,000	23,500,000	41,700,000
Less Reverted (All Funds)	0	0	0	0
Less Restricted (All Funds)*	0	0	0	0
Budget Authority (All Funds)	5,500,000	7,500,000	23,500,000	41,700,000
Actual Expenditures (All Funds)	970,000	2,910,000	23,245,000	N/A
Unexpended (All Funds)	4,530,000	4,590,000	255,000	N/A
Unexpended, by Fund:				
General Revenue	N/A	0	0	N/A
Federal	N/A	0	0	N/A
Other	4,530,000	4,590,000	255,000	N/A
	(1)	(1)	(1)	

*Restricted amount is as of: _____

Reverted includes Governor's standard 3 percent reserve (when applicable).

Restricted includes any extraordinary expenditure restriction (when applicable).

NOTES: (1) Spending authority exceeded the appropriation transferred into the MTC Investment Fund, shown here as unexpended.



CORE RECONCILIATION DETAIL

**DEPARTMENT OF ECONOMIC DEVELOPMENT
MO TECH CORP-RAM**

5. CORE RECONCILIATION DETAIL

			Budget Class	FTE	GR	Federal	Other	Total	Explanation
TAFP AFTER VETOES									
			PD	0.00	3,200,000	0	38,500,000	41,700,000	
			Total	0.00	3,200,000	0	38,500,000	41,700,000	
DEPARTMENT CORE ADJUSTMENTS									
1x Expenditures	1105 4331		PD	0.00	(1,000,000)	0	0	(1,000,000)	Reduction of one-time appropriation
1x Expenditures	1105 5103		PD	0.00	0	0	(15,000,000)	(15,000,000)	Reduction of one-time appropriation
1x Expenditures	1105 4332		PD	0.00	(2,200,000)	0	0	(2,200,000)	Reduction of one-time appropriation
Core Reduction	1560 2831		PD	0.00	0	0	(15,000,000)	(15,000,000)	Core reduction
NET DEPARTMENT CHANGES				0.00	(3,200,000)	0	(30,000,000)	(33,200,000)	
DEPARTMENT CORE REQUEST									
			PD	0.00	0	0	8,500,000	8,500,000	
			Total	0.00	0	0	8,500,000	8,500,000	
GOVERNOR'S RECOMMENDED CORE									
			PD	0.00	0	0	8,500,000	8,500,000	
			Total	0.00	0	0	8,500,000	8,500,000	

Department of Economic Development

DECISION ITEM SUMMARY

Budget Unit								
Decision Item	FY 2023	FY 2023	FY 2024	FY 2024	FY 2025	FY 2025	FY 2025	FY 2025
Budget Object Summary	ACTUAL	ACTUAL	BUDGET	BUDGET	DEPT REQ	DEPT REQ	GOV REC	GOV REC
Fund	DOLLAR	FTE	DOLLAR	FTE	DOLLAR	FTE	DOLLAR	FTE
MO TECH CORP-RAM								
CORE								
PROGRAM-SPECIFIC								
GENERAL REVENUE	0	0.00	3,200,000	0.00	0	0.00	0	0.00
MISSOURI TECHNOLOGY INVESTMENT	23,245,000	0.00	38,500,000	0.00	8,500,000	0.00	8,500,000	0.00
TOTAL - PD	23,245,000	0.00	41,700,000	0.00	8,500,000	0.00	8,500,000	0.00
TOTAL	23,245,000	0.00	41,700,000	0.00	8,500,000	0.00	8,500,000	0.00
MTC Spend Auth Increase - 1419016								
PROGRAM-SPECIFIC								
MISSOURI TECHNOLOGY INVESTMENT	0	0.00	0	0.00	7,500,000	0.00	7,500,000	0.00
TOTAL - PD	0	0.00	0	0.00	7,500,000	0.00	7,500,000	0.00
TOTAL	0	0.00	0	0.00	7,500,000	0.00	7,500,000	0.00
GRAND TOTAL	\$23,245,000	0.00	\$41,700,000	0.00	\$16,000,000	0.00	\$16,000,000	0.00

1/24/24 11:45

im_disummary

Department of Economic Development

DECISION ITEM DETAIL

Budget Unit	FY 2023	FY 2023	FY 2024	FY 2024	FY 2025	FY 2025	FY 2025	FY 2025
Decision Item	ACTUAL	ACTUAL	BUDGET	BUDGET	DEPT REQ	DEPT REQ	GOV REC	GOV REC
Budget Object Class	DOLLAR	FTE	DOLLAR	FTE	DOLLAR	FTE	DOLLAR	FTE
MO TECH CORP-RAM								
CORE								
PROGRAM DISTRIBUTIONS	23,245,000	0.00	41,700,000	0.00	8,500,000	0.00	8,500,000	0.00
TOTAL - PD	23,245,000	0.00	41,700,000	0.00	8,500,000	0.00	8,500,000	0.00
GRAND TOTAL	\$23,245,000	0.00	\$41,700,000	0.00	\$8,500,000	0.00	\$8,500,000	0.00
GENERAL REVENUE	\$0	0.00	\$3,200,000	0.00	\$0	0.00	\$0	0.00
FEDERAL FUNDS	\$0	0.00	\$0	0.00	\$0	0.00	\$0	0.00
OTHER FUNDS	\$23,245,000	0.00	\$38,500,000	0.00	\$8,500,000	0.00	\$8,500,000	0.00

PROGRAM DESCRIPTION

Department: Economic Development

HB Section(s): 7.030

Program Name: Missouri Technology Corporation (MTC)

Program is found in the following core budget(s): Missouri Technology Corporation

1a. What strategic priority does this program address?

Innovation and Entrepreneurship

1b. What does this program do?

- MTC assists early-stage businesses to raise the private capital necessary to commercialize new technologies and grow their businesses by (1) making equity-based investments in early-stage high-growth potential startups through the IDEA Fund Co-Investment Program; (2) expanding the state's entrepreneurial capacity by providing grant-based financial support to non-profit entrepreneurial support or related organizations, higher education institutions, Innovation Centers, and other organizations that help entrepreneurs raise capital and develop promising new technologies; and (3) providing direct funding to the State's Innovation Centers.
- MTC provides the State match for Missouri Enterprise, the federal Manufacturing Extension Partnership (MEP) program, which enables small and medium-sized manufacturers to adopt new technologies and innovative practices to increase their competitiveness in the global marketplace.

2a. Provide an activity measure(s) for the program.

	FY2021		FY2022		FY2023		FY2024	FY2025	FY2026
	Projected	Actual	Projected	Actual	Projected	Actual	Projected	Projected	Projected
IDEA Fund Co-Investments Approved	10	8	10	8	20	23	30	30	30
IDEA Fund Co-Investments Allocated	\$1,500,000	\$1,846,283	\$2,000,000	\$1,500,000	\$6,500,000	\$7,025,000	\$8,000,000	\$8,000,000	\$8,000,000
Number of Grants Approved	6	7	8	7	10	19	25	20	20
Amount of Grant Funds Allocated	\$1,000,000	\$1,018,049	\$1,800,000	\$1,113,334	\$2,000,000	\$17,967,105	\$6,000,000	\$5,000,000	\$5,000,000

Note 1: MTC's Board of Directors approves grants and IDEA Fund co-investment allocations within a fiscal year based on the annual budget. However, the disbursement of actual funds may span multiple fiscal years. Therefore, shown are the allocations approved per fiscal year for each program.

Note 2: For FY2023 and beyond, the increase in IDEA Fund investments and grants awarded reflects the increased appropriations (FY2023 & FY2024), the creation of new grant programs, and the program funding from the federally funded State Small Business Credit Initiative (SSBCI) which will fund the majority of the IDEA Fund investments.

2b. Provide a measure(s) of the program's quality.

	FY2021		FY2022		FY2023		FY2024	FY2025	FY2026
	Projected	Actual	Projected	Actual	Projected	Actual	Projected	Projected	Projected
Customer Service Experience	88%	77%	87%	80%	N/A	75%	60%	60%	60%

Note 1: FY2021 and FY2022 show the percentage of customers who rated their experience as "very" or "somewhat" positive through a DED-led customer survey. For FY2023 MTC conducted its own Net Promoter Score (NPS) survey. Moving forward, MTC will be conducting annual NPS surveys.

Note 2: NPS measures the loyalty of a customer and has become the gold standard of customer experience metrics. Scores are measured with a single questions survey and report a number ranging from -100 to +100. The creators of the metric state that although an NPS score above 0 is good, above 20 is great, and above 50 is amazing. Anywhere above 80 is the top percentile.

PROGRAM DESCRIPTION

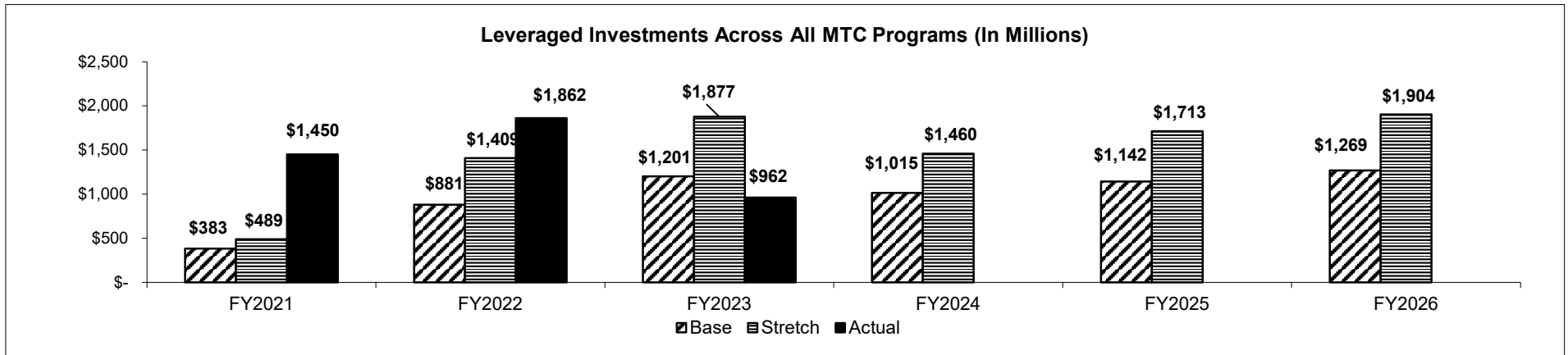
Department: **Economic Development**

HB Section(s): **7.030**

Program Name: **Missouri Technology Corporation (MTC)**

Program is found in the following core budget(s): **Missouri Technology Corporation**

2c. Provide a measure(s) of the program's impact.



Note 1: Leveraged investments for the IDEA Fund program represent the total amount of new funding raised from private investors and grant funding awarded to portfolio companies over the fiscal year. Leveraged investments for the grant programs, Innovation Centers, and the Missouri Enterprise (MEP program) represent capital raised from private investors and grant funding awarded to the clients served.

Note 2: Base and stretch goals are determined based on the 5-year actual average with base goals escalating from 80% to 100% of the average and stretch goals escalating from 125% to 150%.

Note 3: FY2023 and FY2024 represent transitional years for MTC as the organization prepares to launch new programs funded through its FY2023 appropriation and the federal SSBCI program. It will take a couple of years for these programs to have a significant impact on MTC's stakeholder's leveraged investments which is why the base and stretch goals for FY2023 and beyond are based on historical averages.

Clients Served and Full-Time Jobs Created Across All MTC Programs

	FY2021 Actual	FY2022 Actual	FY2023		FY2024 Projected	FY2025 Projected	FY2026 Projected
			Projected	Actual			
Clients Served	7,152	7,693	7,128	7,578	7,474	8,222	9,343
Full-Time Jobs Created	2,588	2,801	2,664	2,363	2,584	2,842	3,230

Note 1: Clients served represents the number of clients served by grant recipients, Innovation Centers, and Missouri Enterprise (MEP program).

Note 2: Full-Time jobs created represent the number of jobs created by clients served by grant recipients, Innovation Centers, and Missouri Enterprise (MEP program) as well as the jobs created by the IDEA Fund portfolio companies.

Note 3: Projections are determined based on the 3-year actual average with FY2024 through FY2026 projections escalating from 100% to 125% of the average.

Note 4: FY2023 and FY2024 represent transitional years for MTC as the organization prepares to launch new programs funded through its increased appropriations and the federal SSBCI program. It will take a couple of years for these programs to have a significant impact on the numbers of clients served by MTC's stakeholders and on the jobs created by their clients which is why the projections for FY2023 and beyond are based on historical averages.

PROGRAM DESCRIPTION

Department: Economic Development

HB Section(s): 7.030

Program Name: Missouri Technology Corporation (MTC)

Program is found in the following core budget(s): Missouri Technology Corporation

2c. Provide a measure(s) of the program's impact. (continued)

As part of MTC's statewide strategic initiative, MTC engaged TEconomy Partners, a consultant firm that is a global leader in research, analysis, and strategy for innovation-driven economic development, to estimate the economic development impact of the organization's programs.

TEconomy determined that from FY2014 to FY2021, the investments of MTC had an important impact on the state. Capacity for innovation and entrepreneurship was enhanced by the state's 11 innovation centers and 42 organizations receiving MOBEC awards and other sponsored grants. MTC's direct investments in 139 companies also made an important impact.

Specifically, the total cumulative economic impacts of MTC's programs and investments between FY2014 to FY2021 generated and supported:

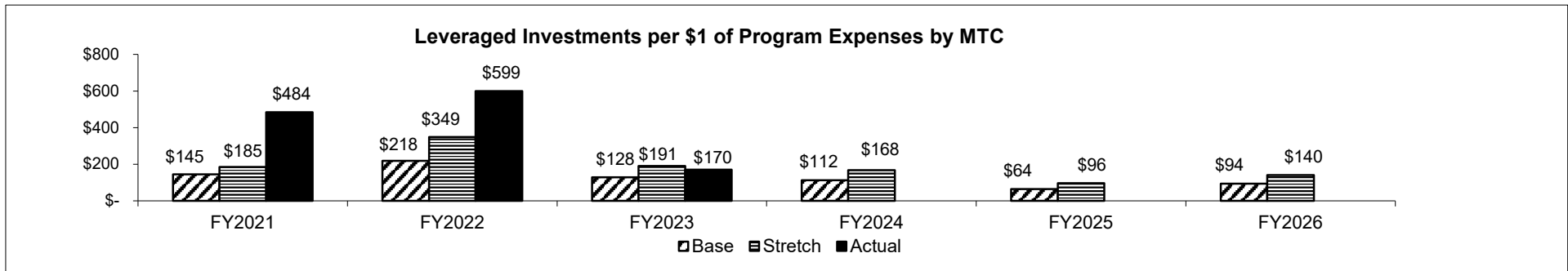
More than \$6.4 billion of economic output

More than 34,500 job years with wages and benefits totaling more than \$2 billion

More than \$15.4 million in state and local tax revenue for the State of Missouri.

This analysis was performed using a State of Missouri-specific input-output model from IMPLAN. Input-output multipliers are based on the flow of commodities between industries, consumers, and institutions in a regional economy. The premise behind this analysis is that every dollar spent in the economy is re-spent on the purchase of additional goods or services generating further economic activity and impact. The IMPLAN model is the most widely used economic impact model in the nation and is based on the U.S. Bureau of Economic Analysis national accounts data and supplemented with state-level employment data from the U.S. Bureau of Labor Statistics.

2d. Provide a measure(s) of the program's efficiency.



Note 1: The data in this chart shows the leveraged investments (2c.) per dollar in program expenses within a fiscal year. It should be interpreted as for every dollar MTC spent on a program expense in FY2023, \$170 worth of leveraged investments were generated.

Note 2: The base and stretch goals from 2c. are used as the leveraged investment for the calculation of base and stretch goals in the chart.

Note 3: FY2023 and FY2024 represent transitional years for MTC as the organization prepares to launch new programs funded through its increased appropriations and the federal SSBCI program. It will take a couple of years for these programs to have a significant impact on MTC's stakeholder's leveraged investments which is why the base and stretch goals for FY2023 and beyond are based on historical averages.

PROGRAM DESCRIPTION

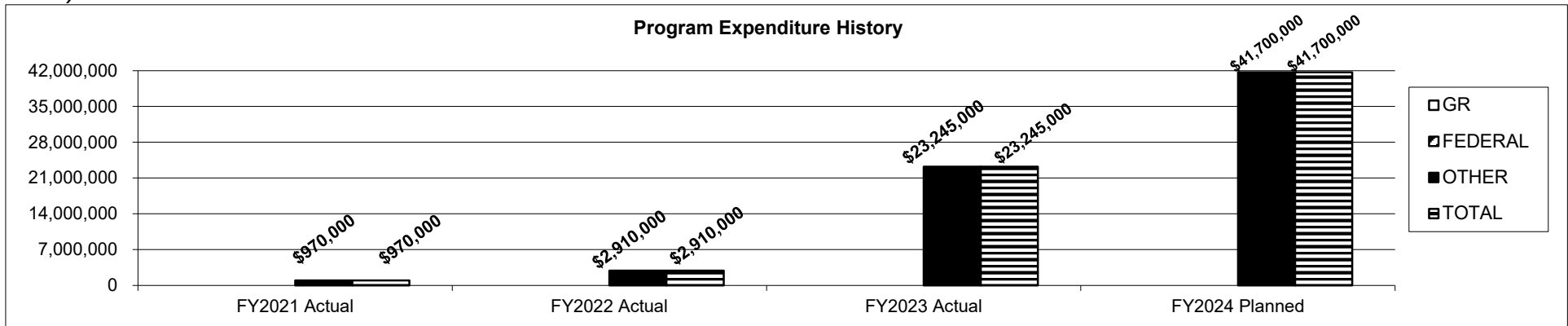
Department: **Economic Development**

HB Section(s): **7.030**

Program Name: **Missouri Technology Corporation (MTC)**

Program is found in the following core budget(s): **Missouri Technology Corporation**

3. Provide actual expenditures for the prior three fiscal years and planned expenditures for the current fiscal year. (Note: Amounts do not include fringe benefit costs.)



Note: Planned Expenditures for GR reflects 3% Governor's Reserve and appropriation amount from GR transfer.

4. What are the sources of the "Other " funds?

Missouri Technology Investment Fund (0172), requires a General Revenue transfer.

5. What is the authorization for this program, i.e., federal or state statute, etc.? (Include the federal program number, if applicable.)

MTC authorization in Section 348.251-348.275, RSMo; Innovation Center authorization in Section 348.271, RSMo; and MEP authorization is in 15 USC 278K Title 15 Commerce and Foreign Trade, Chapter 11 National Institute of Standards and Technology, Part 290.

6. Are there federal matching requirements? If yes, please explain.

Yes, the MEP program requires a federal match, which is provided by the U.S. Department of Commerce. The program is designed to form a federal/state/private partnership that results in leveraging public funding sources on a two to one basis.

7. Is this a federally mandated program? If yes, please explain.

No.

NEW DECISION ITEM
RANK: 15 OF 22

Department of Economic Development	Budget Unit	<u>43035C</u>
Division: Business and Community Solutions		
DI Name: MTC Spend Authority Increase	DI#1419016	HB Section <u>7.030</u>

1. AMOUNT OF REQUEST

	FY 2025 Budget Request			
	GR	Federal	Other	Total
PS	0	0	0	0
EE	0	0	0	0
PSD	0	0	7,500,000	7,500,000
TRF	0	0	0	0
Total	<u>0</u>	<u>0</u>	<u>7,500,000</u>	<u>7,500,000</u>
FTE	0.00	0.00	0.00	0.00

Est. Fringe	<u>0</u>	<u>0</u>	<u>0</u>	<u>0</u>
<i>Note: Fringes budgeted in House Bill 5 except for certain fringes budgeted directly to MoDOT, Highway Patrol, and Conservation.</i>				

Other Funds: Missouri Technology Investment Fund (0172)
Non-Counts: Missouri Technology Investment Fund (0172)

	FY 2025 Governor's Recommendation			
	GR	Federal	Other	Total
PS	0	0	0	0
EE	0	0	0	0
PSD	0	0	7,500,000	7,500,000
TRF	0	0	0	0
Total	<u>0</u>	<u>0</u>	<u>7,500,000</u>	<u>7,500,000</u>
FTE	0.00	0.00	0.00	0.00

Est. Fringe	<u>0</u>	<u>0</u>	<u>0</u>	<u>0</u>
<i>Note: Fringes budgeted in House Bill 5 except for certain fringes budgeted directly to MoDOT, Highway Patrol, and Conservation.</i>				

Other Funds:
Non-Counts:

2. THIS REQUEST CAN BE CATEGORIZED AS:

<input type="checkbox"/> New Legislation	<input type="checkbox"/> New Program	<input type="checkbox"/> Fund Switch
<input type="checkbox"/> Federal Mandate	<input checked="" type="checkbox"/> Program Expansion	<input type="checkbox"/> Cost to Continue
<input type="checkbox"/> GR Pick-Up	<input type="checkbox"/> Space Request	<input type="checkbox"/> Equipment Replacement
<input type="checkbox"/> Pay Plan	<input type="checkbox"/> Other: _____	

3. WHY IS THIS FUNDING NEEDED? PROVIDE AN EXPLANATION FOR ITEMS CHECKED IN #2. INCLUDE THE FEDERAL OR STATE STATUTORY OR CONSTITUTIONAL AUTHORIZATION FOR THIS PROGRAM.

This new decision item is being requested to increase the Missouri Technology Corporation's (MTC) spending authority to match the Department of Economic Development's (DED) General Revenue Transfer request for MTC. DED requested this on-going spending authority increase in FY2024; however, it was approved as a one-time increase. These funds are used to promote entrepreneurship and foster the growth of new and emerging high-tech companies.

NEW DECISION ITEM
RANK: 15 OF 22

Department of Economic Development	Budget Unit	43035C
Division: Business and Community Solutions		
DI Name: MTC Spend Authority Increase	DI#1419016	HB Section 7.030

4. DESCRIBE THE DETAILED ASSUMPTIONS USED TO DERIVE THE SPECIFIC REQUESTED AMOUNT. (How did you determine that the requested number of FTE were appropriate? From what source or standard did you derive the requested levels of funding? Were alternatives such as outsourcing or automation considered? If based on new legislation, does request tie to TAFP fiscal note? If not, explain why. Detail which portions of the request are one-times and how those amounts were calculated.)

DED is requesting an on-going increase to Missouri Technology Corporation's spending authority by \$7,500,000; by adding this NDI to MTC's Core of \$8,500,000, the spending authority will match the Department's General Revenue transfer request of \$16,000,000.

5. BREAK DOWN THE REQUEST BY BUDGET OBJECT CLASS, JOB CLASS, AND FUND SOURCE. IDENTIFY ONE-TIME COSTS.

Budget Object Class/Job Class	Dept Req GR DOLLARS	Dept Req GR FTE	Dept Req FED DOLLARS	Dept Req FED FTE	Dept Req OTHER DOLLARS	Dept Req OTHER FTE	Dept Req TOTAL DOLLARS	Dept Req TOTAL FTE	Dept Req One-Time DOLLARS
							0		
							0	0.0	
Total PS	0	0.0	0	0.0	0	0.0	0	0.0	0
							0		
							0		
Total EE	0		0		0		0		0
Program Distributions					7,500,000		7,500,000		
Total PSD	0		0		7,500,000		7,500,000		0
Transfers									
Total TRF	0		0		0		0		0
Grand Total	0	0.0	0	0.0	7,500,000	0.0	7,500,000	0.0	0

NEW DECISION ITEM
RANK: 15 OF 22

Department of Economic Development				Budget Unit		<u>43035C</u>			
Division: Business and Community Solutions									
DI Name: MTC Spend Authority Increase		DI#1419016		HB Section		<u>7.030</u>			
Budget Object Class/Job Class	Gov Rec GR DOLLARS	Gov Rec GR FTE	Gov Rec FED DOLLARS	Gov Rec FED FTE	Gov Rec OTHER DOLLARS	Gov Rec OTHER FTE	Gov Rec TOTAL DOLLARS	Gov Rec TOTAL FTE	Gov Rec One-Time DOLLARS
							0		
							0	0.0	
Total PS	0	0.0	0	0.0	0	0.0	0	0.0	0
							0		
							0		
							0		
Total EE	0		0		0		0		0
Program Distributions					7,500,000		7,500,000		
Total PSD	0		0		7,500,000		7,500,000		0
Transfers									
Total TRF	0		0		0		0		0
Grand Total	0	0.0	0	0.0	7,500,000	0.0	7,500,000	0.0	0

NEW DECISION ITEM
RANK: 15 OF 22

Department of Economic Development	Budget Unit	<u>43035C</u>
Division: Business and Community Solutions		
DI Name: MTC Spend Authority Increase	DI#1419016	HB Section <u>7.030</u>

6. PERFORMANCE MEASURES (If new decision item has an associated core, separately identify projected performance with & without additional funding.)

6a. Provide an activity measure(s) for the program.
Refer to the Missouri Technology Corporation Core.

6b. Provide a measure(s) of the program's quality.
Refer to the Missouri Technology Corporation Core.

6c. Provide a measure(s) of the program's impact.
Refer to the Missouri Technology Corporation Core.

6d. Provide a measure(s) of the program's efficiency.
Refer to the Missouri Technology Corporation Core.

7. STRATEGIES TO ACHIEVE THE PERFORMANCE MEASUREMENT TARGETS:

MTC works to achieve its mission of growing Missouri's innovation-led economy through two distinct strategies: (1) investing in the infrastructure of Missouri's entrepreneurial ecosystem to support entrepreneurs; and (2) investing in Missouri's high-tech, early-stage small businesses through capital formation assistance. Infrastructure investments are made through the state's Innovation Center program and the Missouri Building Entrepreneurial Capacity (MOBEC) Program. MTC invests in Missouri entrepreneurs through the Missouri Innovation, Development, and Entrepreneurial Advancement (IDEA) Funds program.

Department of Economic Development

DECISION ITEM DETAIL

Budget Unit	FY 2023	FY 2023	FY 2024	FY 2024	FY 2025	FY 2025	FY 2025	FY 2025
Decision Item	ACTUAL	ACTUAL	BUDGET	BUDGET	DEPT REQ	DEPT REQ	GOV REC	GOV REC
Budget Object Class	DOLLAR	FTE	DOLLAR	FTE	DOLLAR	FTE	DOLLAR	FTE
MO TECH CORP-RAM								
MTC Spend Auth Increase - 1419016								
PROGRAM DISTRIBUTIONS	0	0.00	0	0.00	7,500,000	0.00	7,500,000	0.00
TOTAL - PD	0	0.00	0	0.00	7,500,000	0.00	7,500,000	0.00
GRAND TOTAL	\$0	0.00	\$0	0.00	\$7,500,000	0.00	\$7,500,000	0.00
GENERAL REVENUE	\$0	0.00	\$0	0.00	\$0	0.00	\$0	0.00
FEDERAL FUNDS	\$0	0.00	\$0	0.00	\$0	0.00	\$0	0.00
OTHER FUNDS	\$0	0.00	\$0	0.00	\$7,500,000	0.00	\$7,500,000	0.00

CORE DECISION ITEM

Department of Economic Development	Budget Unit	43041C
Division: Business and Community Solutions		
Core: CHIPS Semiconductor	HB Section	7.035

1. CORE FINANCIAL SUMMARY

FY 2025 Budget Request					FY 2025 Governor's Recommendation				
	GR	Federal	Other	Total		GR	Federal	Other	Total
PS	0	0	0	0	PS	0	0	0	0
EE	0	0	0	0	EE	0	0	0	0
PSD	0	0	0	0	PSD	0	0	0	0
TRF	0	0	0	0	TRF	0	0	0	0
Total	0	0	0	0	Total	0	0	0	0
FTE	0.00	0.00	0.00	0.00	FTE	0.00	0.00	0.00	0.00
Est. Fringe	0	0	0	0	Est. Fringe	0	0	0	0
<i>Note: Fringes budgeted in House Bill 5 except for certain fringes budgeted directly to MoDOT, Highway Patrol, and Conservation.</i>					<i>Note: Fringes budgeted in House Bill 5 except for certain fringes budgeted directly to MoDOT, Highway Patrol, and Conservation.</i>				

Other Funds:

Other Funds:

2. CORE DESCRIPTION

The Creating Helpful Incentives to Produce Semiconductors and Science Act of 2022 (CHIPS Act), signed into law on August 9, 2022, is designed to boost U.S. competitiveness, innovation, and national security. With more than \$50 billion dollars, the law aims to catalyze investments in domestic semiconductor manufacturing capacity. This program will ensure Missouri's competitiveness in the industry by creating incentives (for corporations participating in the federal program) to enhance the semiconductor ecosystem, with the goal of attracting semiconductor manufacturers to Missouri.

The FY2024 appropriation was approved as a one-time expenditure.

3. PROGRAM LISTING (list programs included in this core funding)

CHIPS Semiconductor

CORE DECISION ITEM

Department of Economic Development	Budget Unit <u>43041C</u>
Division: Business and Community Solutions	
Core: CHIPS Semiconductor	HB Section <u>7.035</u>

4. FINANCIAL HISTORY

	FY 2021 Actual	FY 2022 Actual	FY 2023 Actual	FY 2024 Current Yr.
Appropriation (All Funds)	0	0	0	60,000,000
Less Reverted (All Funds)	0	0	0	(300,000)
Less Restricted (All Funds)*	0	0	0	0
Budget Authority (All Funds)	0	0	0	59,700,000
Actual Expenditures (All Funds)	0	0	0	N/A
Unexpended (All Funds)	0	0	0	N/A
Unexpended, by Fund:				
General Revenue	0	0	0	N/A
Federal	0	0	0	N/A
Other	0	0	0	N/A

(1)

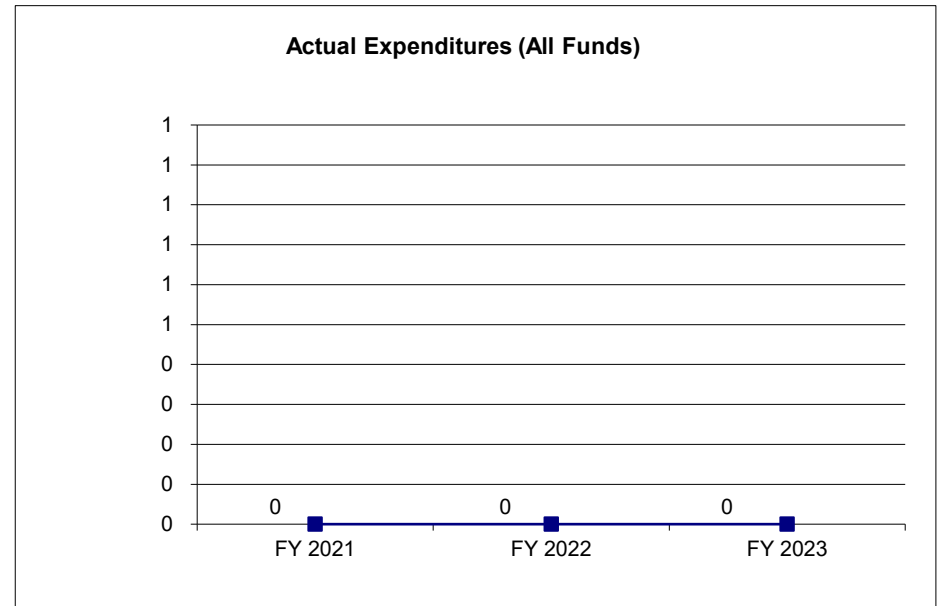
*Current Year restricted amount is as of _____.

Reverted includes the statutory three percent reserve amount (when applicable).

Restricted includes any Governor's expenditure restrictions which remained at the end of the fiscal year (when applicable).

NOTES:

(1) The Department of Economic Development was not an eligible applicant for the federal grant.



CORE RECONCILIATION DETAIL

DEPARTMENT OF ECONOMIC DEVELOPMENT CHIPS

5. CORE RECONCILIATION DETAIL

				Budget Class	FTE	GR	Federal	Other	Total	Explanation
TAFP AFTER VETOES				PD	0.00	10,000,000	50,000,000	0	60,000,000	
Total					0.00	10,000,000	50,000,000	0	60,000,000	
DEPARTMENT CORE ADJUSTMENTS										
1x Expenditures	1112	4116	PD	0.00	(10,000,000)		0	0	(10,000,000)	Reduction of one-time appropriation
1x Expenditures	1112	3098	PD	0.00		0	(50,000,000)	0	(50,000,000)	Reduction of one-time appropriation
NET DEPARTMENT CHANGES					0.00	(10,000,000)	(50,000,000)	0	(60,000,000)	
DEPARTMENT CORE REQUEST										
				PD	0.00	0	0	0	0	
Total					0.00	0	0	0	0	
GOVERNOR'S RECOMMENDED CORE										
				PD	0.00	0	0	0	0	
Total					0.00	0	0	0	0	

Department of Economic Development

DECISION ITEM SUMMARY

Budget Unit								
Decision Item	FY 2023	FY 2023	FY 2024	FY 2024	FY 2025	FY 2025	FY 2025	FY 2025
Budget Object Summary	ACTUAL	ACTUAL	BUDGET	BUDGET	DEPT REQ	DEPT REQ	GOV REC	GOV REC
Fund	DOLLAR	FTE	DOLLAR	FTE	DOLLAR	FTE	DOLLAR	FTE
CHIPS								
CORE								
PROGRAM-SPECIFIC								
GENERAL REVENUE	0	0.00	10,000,000	0.00	0	0.00	0	0.00
DED-ED PROGRAMS-FEDERAL OTHER	0	0.00	50,000,000	0.00	0	0.00	0	0.00
TOTAL - PD	0	0.00	60,000,000	0.00	0	0.00	0	0.00
TOTAL	0	0.00	60,000,000	0.00	0	0.00	0	0.00
CHIPS Semiconductor - 1419010								
PROGRAM-SPECIFIC								
GENERAL REVENUE	0	0.00	0	0.00	10,000,000	0.00	10,000,000	0.00
TOTAL - PD	0	0.00	0	0.00	10,000,000	0.00	10,000,000	0.00
TOTAL	0	0.00	0	0.00	10,000,000	0.00	10,000,000	0.00
GRAND TOTAL	\$0	0.00	\$60,000,000	0.00	\$10,000,000	0.00	\$10,000,000	0.00

Department of Economic Development

DECISION ITEM DETAIL

Budget Unit	FY 2023	FY 2023	FY 2024	FY 2024	FY 2025	FY 2025	FY 2025	FY 2025
Decision Item	ACTUAL	ACTUAL	BUDGET	BUDGET	DEPT REQ	DEPT REQ	GOV REC	GOV REC
Budget Object Class	DOLLAR	FTE	DOLLAR	FTE	DOLLAR	FTE	DOLLAR	FTE
CHIPS								
CORE								
PROGRAM DISTRIBUTIONS	0	0.00	60,000,000	0.00	0	0.00	0	0.00
TOTAL - PD	0	0.00	60,000,000	0.00	0	0.00	0	0.00
GRAND TOTAL	\$0	0.00	\$60,000,000	0.00	\$0	0.00	\$0	0.00
GENERAL REVENUE	\$0	0.00	\$10,000,000	0.00	\$0	0.00		0.00
FEDERAL FUNDS	\$0	0.00	\$50,000,000	0.00	\$0	0.00		0.00
OTHER FUNDS	\$0	0.00	\$0	0.00	\$0	0.00		0.00

PROGRAM DESCRIPTION

Department of Economic Development

HB Section(s): 7.035

Program Name: CHIPS Semiconductor

Program is found in the following core budget(s): CHIPS Semiconductor

1a. What strategic priority does this program address?

Business Development

1b. What does this program do?

The program will create incentives (for corporations participating in the federal program) to enhance the semiconductor ecosystem, with the goal of attracting semiconductor manufacturers to Missouri.

The measures below only correspond to the \$10 million GR match.

2a. Provide an activity measure(s) for the program.

	FY2023		FY2024		FY2025		FY2026	
Measure	Projected	Actual	Projected	Actual	Projected	Actual	Projected	Actual
Percent of Funds Unobligated	N/A	N/A	50%	-	0%	-	0%	-
Percent of Funds Obligated	N/A	N/A	50%	-	100%	-	100%	-

Note: RFI/Application expected to be available FY2024.

2b. Provide a measure(s) of the program's quality.

	FY2023		FY2024		FY2025		FY2026	
Measure	Projected	Actual	Projected	Actual	Projected	Actual	Projected	Actual
Total Score of Customer Satisfaction Survey	N/A	N/A	N/A	N/A	85%	-	85%	-

2c. Provide a measure(s) of the program's impact.

	FY2023		FY2024		FY2025		FY2026	
Measure	Projected	Actual	Projected	Actual	Projected	Actual	Projected	Actual
Jobs Created	N/A	N/A	N/A	-	N/A	-	500	-
Private investment	N/A	N/A	N/A	-	N/A	-	\$300,000,000	-

Note: Jobs and investment as reported by corporation at project completion.

2d. Provide a measure(s) of the program's efficiency.

	FY2023		FY2024		FY2025		FY2026	
Measure	Projected	Actual	Projected	Actual	Projected	Actual	Projected	Actual
Cost per job	N/A	N/A	N/A	-	N/A	-	\$20,000	-

PROGRAM DESCRIPTION


Department of Economic Development

HB Section(s): 7.035

Program Name: CHIPS Semiconductor

Program is found in the following core budget(s): CHIPS Semiconductor

3. Provide actual expenditures for the prior three fiscal years and planned expenditures for the current fiscal year. *(Note: Amounts do not include fringe benefit costs.)*



Note: Planned expenditures include 3% Governor's Reserve on GR appropriations. The FY2024 federal funding is not planned to be expended as the State of Missouri is not an approved applicant for this program.

4. What are the sources of the "Other " funds?

NA

5. What is the authorization for this program, i.e., federal or state statute, etc.? (Include the federal program number, if applicable.)

The General Revenue is the state match for the Creating Helpful Incentives to Produce Semiconductors and Science Act of 2022 (CHIPS Act), signed into law on August 9, 2022.

6. Are there federal matching requirements? If yes, please explain.

No.

7. Is this a federally mandated program? If yes, please explain.

No.

NEW DECISION ITEM
RANK: 10 OF 22

Department: Economic Development	Budget Unit 43041C
Division: Business and Community Solutions	
DI Name: CHIPS Semiconductor Program	DI# 1419010
	HB Section 7.031

1. AMOUNT OF REQUEST

	FY 2025 Budget Request			
	GR	Federal	Other	Total
PS	0	0	0	0
EE	0	0	0	0
PSD	10,000,000	0	0	10,000,000
TRF	0	0	0	0
Total	10,000,000	0	0	10,000,000
FTE	0.00	0.00	0.00	0.00

Est. Fringe	0	0	0	0
--------------------	---	---	---	---

Note: Fringes budgeted in House Bill 5 except for certain fringes budgeted directly to MoDOT, Highway Patrol, and Conservation.

Other Funds:
Non-Counts:

	FY 2025 Governor's Recommendation			
	GR	Federal	Other	Total
PS	0	0	0	0
EE	0	0	0	0
PSD	10,000,000	0	0	10,000,000
TRF	0	0	0	0
Total	10,000,000	0	0	10,000,000
FTE	0.00	0.00	0.00	0.00

Est. Fringe	0	0	0	0
--------------------	---	---	---	---

Note: Fringes budgeted in House Bill 5 except for certain fringes budgeted directly to MoDOT, Highway Patrol, and Conservation.

Other Funds:
Non-Counts:

2. THIS REQUEST CAN BE CATEGORIZED AS:

<input type="checkbox"/> New Legislation	<input type="checkbox"/> New Program	<input type="checkbox"/> Fund Switch
<input type="checkbox"/> Federal Mandate	<input checked="" type="checkbox"/> Program Expansion	<input type="checkbox"/> Cost to Continue
<input type="checkbox"/> GR Pick-Up	<input type="checkbox"/> Space Request	<input type="checkbox"/> Equipment Replacement
<input type="checkbox"/> Pay Plan	<input type="checkbox"/> Other: _____	

3. WHY IS THIS FUNDING NEEDED? PROVIDE AN EXPLANATION FOR ITEMS CHECKED IN #2. INCLUDE THE FEDERAL OR STATE STATUTORY OR CONSTITUTIONAL AUTHORIZATION FOR THIS PROGRAM.

The Creating Helpful Incentives to Produce Semiconductors and Science Act of 2022 (CHIPS Act), signed into law on August 9, 2022, is designed to boost U.S. competitiveness, innovation, and national security. With more than \$50 billion dollars, the law aims to catalyze investments in domestic semiconductor manufacturing capacity. This New Decision Item is a continuation of the state match to the federal program to ensure Missouri's competitiveness in the industry by creating incentives (for corporations participating in the federal program) to enhance the semiconductor ecosystem, with the goal of attracting semiconductor manufacturers to Missouri.

NEW DECISION ITEM
RANK: 10 OF 22

Department: Economic Development	Budget Unit	43041C
Division: Business and Community Solutions		
DI Name: CHIPS Semiconductor Program	DI# 1419010	HB Section
		7.031

4. DESCRIBE THE DETAILED ASSUMPTIONS USED TO DERIVE THE SPECIFIC REQUESTED AMOUNT. (How did you determine that the requested number of FTE were appropriate? From what source or standard did you derive the requested levels of funding? Were alternatives such as outsourcing or automation considered? If based on new legislation, does request tie to TAFP fiscal note? If not, explain why. Detail which portions of the request are one-times and how those amounts were calculated.)

This request is for general revenue funds, to be used as a percentage of match to federal funding. We expect federal funding awards will generally equal 15-30% of total project investment. The requested amount would allow for funding of approximately 1-2% of total project investment for 2-3 corporations.

5. BREAK DOWN THE REQUEST BY BUDGET OBJECT CLASS, JOB CLASS, AND FUND SOURCE. IDENTIFY ONE-TIME COSTS.

Budget Object Class/Job Class	Dept Req GR DOLLARS	Dept Req GR FTE	Dept Req FED DOLLARS	Dept Req FED FTE	Dept Req OTHER DOLLARS	Dept Req OTHER FTE	Dept Req TOTAL DOLLARS	Dept Req TOTAL FTE	Dept Req One-Time DOLLARS
							0		
							0	0.0	
Total PS	<u>0</u>	<u>0.0</u>	<u>0</u>	<u>0.0</u>	<u>0</u>	<u>0.0</u>	<u>0</u>	<u>0.0</u>	<u>0</u>
							0		
							0		
							0		
Total EE	<u>0</u>		<u>0</u>		<u>0</u>		<u>0</u>		<u>0</u>
Program Distributions	10,000,000						10,000,000		
Total PSD	<u>10,000,000</u>		<u>0</u>		<u>0</u>		<u>10,000,000</u>		<u>0</u>
Transfers									
Total TRF	<u>0</u>		<u>0</u>		<u>0</u>		<u>0</u>		<u>0</u>
Grand Total	<u>10,000,000</u>	<u>0.0</u>	<u>0</u>	<u>0.0</u>	<u>0</u>	<u>0.0</u>	<u>10,000,000</u>	<u>0.0</u>	<u>0</u>

NEW DECISION ITEM
RANK: 10 OF 22

Department: Economic Development			Budget Unit		43041C				
Division: Business and Community Solutions			HB Section		7.031				
DI Name: CHIPS Semiconductor Program			DI# 1419010						
Budget Object Class/Job Class	Gov Rec GR DOLLARS	Gov Rec GR FTE	Gov Rec FED DOLLARS	Gov Rec FED FTE	Gov Rec OTHER DOLLARS	Gov Rec OTHER FTE	Gov Rec TOTAL DOLLARS	Gov Rec TOTAL FTE	Gov Rec One-Time DOLLARS
							0		
							0	0.0	
Total PS	0	0.0	0	0.0	0	0.0	0	0.0	0
							0		
							0		
							0		
							0		
Total EE	0		0		0		0		0
Program Distributions	10,000,000						10,000,000		
Total PSD	10,000,000		0		0		10,000,000		0
Transfers									
Total TRF	0		0		0		0		0
Grand Total	10,000,000	0.0	0	0.0	0	0.0	10,000,000	0.0	0

NEW DECISION ITEM
RANK: 10 OF 22

Department: Economic Development	Budget Unit 43041C
Division: Business and Community Solutions	
DI Name: CHIPS Semiconductor Program	HB Section 7.031
DI# 1419010	

6. PERFORMANCE MEASURES (If new decision item has an associated core, separately identify projected performance with & without additional funding.)

6a. Provide an activity measure(s) for the program.

Program activity will be measured by funds obligated and expended.
Refer to core form for percentages.

6b. Provide a measure(s) of the program's quality.

Program quality will be measured through annual
reporting/surveying. Refer to core form for percentages.

6c. Provide a measure(s) of the program's impact.

Program impact will be measured by jobs and investment. Refer to core
form.

6d. Provide a measure(s) of the program's efficiency.

Program impact will be measured by cost per job. Refer to core
form.

7. STRATEGIES TO ACHIEVE THE PERFORMANCE MEASUREMENT TARGETS:

Strategies will be developed once programmatic guidelines are issued by the U.S. Department of Commerce.

Department of Economic Development

DECISION ITEM DETAIL

Budget Unit	FY 2023	FY 2023	FY 2024	FY 2024	FY 2025	FY 2025	FY 2025	FY 2025
Decision Item	ACTUAL	ACTUAL	BUDGET	BUDGET	DEPT REQ	DEPT REQ	GOV REC	GOV REC
Budget Object Class	DOLLAR	FTE	DOLLAR	FTE	DOLLAR	FTE	DOLLAR	FTE
CHIPS								
CHIPS Semiconductor - 1419010								
PROGRAM DISTRIBUTIONS	0	0.00	0	0.00	10,000,000	0.00	10,000,000	0.00
TOTAL - PD	0	0.00	0	0.00	10,000,000	0.00	10,000,000	0.00
GRAND TOTAL	\$0	0.00	\$0	0.00	\$10,000,000	0.00	\$10,000,000	0.00
GENERAL REVENUE								
	\$0	0.00	\$0	0.00	\$10,000,000	0.00	\$10,000,000	0.00
FEDERAL FUNDS								
	\$0	0.00	\$0	0.00	\$0	0.00	\$0	0.00
OTHER FUNDS								
	\$0	0.00	\$0	0.00	\$0	0.00	\$0	0.00

CORE DECISION ITEM

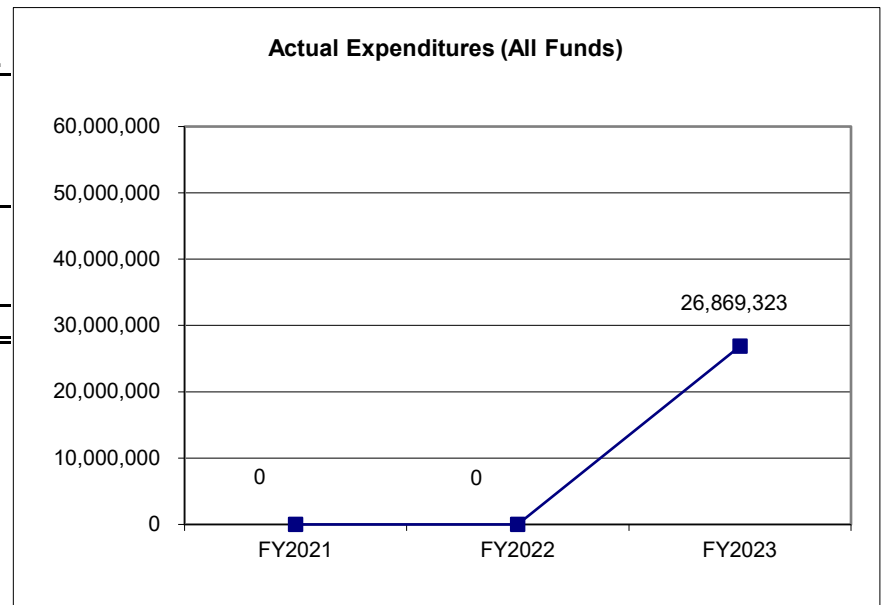
Department: Economic Development					Budget Unit					43036C									
Division: Business and Community Solutions																			
Core: State Small Business Federal Stimulus										HB Section					7.040				
1. CORE FINANCIAL SUMMARY																			
FY 2025 Budget Request										FY 2025 Governor's Recommendation									
		GR		Federal		Other		Total				GR		Fed		Other		Total	
PS		0		0		0		0		PS		0		0		0		0	
EE		0		0		0		0		EE		0		0		0		0	
PSD		0		67,986,480		0		67,986,480		PSD		0		67,986,480		0		67,986,480	
TRF		0		0		0		0		TRF		0		0		0		0	
Total		0		67,986,480		0		67,986,480		Total		0		67,986,480		0		67,986,480	
FTE										0.00		0.00		0.00		0.00		0.00	
Est. Fringe		0		0		0		0		Est. Fringe		0		0		0		0	
Note: Fringes budgeted in House Bill 5 except for certain fringes budgeted directly to MoDOT, Highway Patrol, and Conservation.										Note: Fringes budgeted in House Bill 5 except for certain fringes budgeted directly to MoDOT, Highway Patrol, and Conservation.									
Federal Funds: Department of Economic Development Federal Stimulus-2021 Fund (2451)										Federal Funds: Department of Economic Development Federal Stimulus Fund (2451)									
2. CORE DESCRIPTION																			
The purpose of this program is to provide appropriation authority for federal funding through the American Rescue Plan (ARPA) of 2021 (Public Law 117-2, H.R. 1319) for the new State Small Business Credit Initiative (SSBCI) program to be administered by the Missouri Technology Corporation (MTC). The purpose of the SSBCI program is to expand access to capital for small businesses, build ecosystems of opportunity and entrepreneurship, and create high-quality jobs, thereby creating a positive economic development impact for the state. ARPA allocates money to states to support small business access to capital.																			
As defined by the statute, the program is divided into three distinct yet linked subprograms: (1) capital access, (2) support socially and economically disadvantaged businesses, and (3) technical assistance funding that will prioritize disadvantaged businesses.																			
3. PROGRAM LISTING (list programs included in this core funding)																			
Small Business Stimulus Initiative Program																			

CORE DECISION ITEM

Department: Economic Development	Budget Unit	43036C
Division: Business and Community Solutions		
Core: State Small Business Federal Stimulus	HB Section	7.040

4. FINANCIAL HISTORY

	FY2021 Actual	FY2022 Actual	FY2023 Actual	FY2024 Current Yr.
Appropriation (All Funds)	N/A	N/A	94,855,803	94,855,803
Less Reverted (All Funds)	N/A	N/A	0	0
Less Restricted (All Funds)*	N/A	N/A	0	0
Budget Authority (All Funds)	N/A	N/A	94,855,803	94,855,803
Actual Expenditures (All Funds)	N/A	N/A	26,869,323	N/A
Unexpended (All Funds)	N/A	N/A	67,986,480	N/A
Unexpended, by Fund:				
General Revenue	N/A	N/A	0	N/A
Federal	N/A	N/A	67,986,480	N/A
Other	N/A	N/A	0	N/A
			(1)	



*Restricted amount is as of: _____

Reverted includes Governor's standard 3 percent reserve (when applicable).

Restricted includes any extraordinary expenditure restriction (when applicable).

NOTES: (1) Funds expended in FY2023 represent the first tranche from the U.S. Treasury.

CORE RECONCILIATION DETAIL

DEPARTMENT OF ECONOMIC DEVELOPMENT SMALL BUSINESS CREDIT INITIATIVE ARPA

5. CORE RECONCILIATION DETAIL

		Budget Class	FTE	GR	Federal	Other	Total	Explanation
TAFP AFTER VETOES								
	PD		0.00	0	94,855,803	0	94,855,803	
	Total		0.00	0	94,855,803	0	94,855,803	
DEPARTMENT CORE ADJUSTMENTS								
Core Reduction	1236 8935	PD	0.00	0	(26,869,323)	0	(26,869,323)	Core reduction of expended authority
NET DEPARTMENT CHANGES			0.00	0	(26,869,323)	0	(26,869,323)	
DEPARTMENT CORE REQUEST								
	PD		0.00	0	67,986,480	0	67,986,480	
	Total		0.00	0	67,986,480	0	67,986,480	
GOVERNOR'S RECOMMENDED CORE								
	PD		0.00	0	67,986,480	0	67,986,480	
	Total		0.00	0	67,986,480	0	67,986,480	

Department of Economic Development

DECISION ITEM SUMMARY

Budget Unit								
Decision Item	FY 2023	FY 2023	FY 2024	FY 2024	FY 2025	FY 2025	FY 2025	FY 2025
Budget Object Summary	ACTUAL	ACTUAL	BUDGET	BUDGET	DEPT REQ	DEPT REQ	GOV REC	GOV REC
Fund	DOLLAR	FTE	DOLLAR	FTE	DOLLAR	FTE	DOLLAR	FTE
SMALL BUS CREDIT INITV ARPA								
CORE								
PROGRAM-SPECIFIC								
DED FEDERAL STIM 2021 FUND	26,869,323	0.00	94,855,803	0.00	67,986,480	0.00	67,986,480	0.00
TOTAL - PD	26,869,323	0.00	94,855,803	0.00	67,986,480	0.00	67,986,480	0.00
TOTAL	26,869,323	0.00	94,855,803	0.00	67,986,480	0.00	67,986,480	0.00
GRAND TOTAL	\$26,869,323	0.00	\$94,855,803	0.00	\$67,986,480	0.00	\$67,986,480	0.00

Department of Economic Development

DECISION ITEM DETAIL

Budget Unit	FY 2023	FY 2023	FY 2024	FY 2024	FY 2025	FY 2025	FY 2025	FY 2025
Decision Item	ACTUAL	ACTUAL	BUDGET	BUDGET	DEPT REQ	DEPT REQ	GOV REC	GOV REC
Budget Object Class	DOLLAR	FTE	DOLLAR	FTE	DOLLAR	FTE	DOLLAR	FTE
SMALL BUS CREDIT INITV ARPA								
CORE								
PROGRAM DISTRIBUTIONS	26,869,323	0.00	94,855,803	0.00	67,986,480	0.00	67,986,480	0.00
TOTAL - PD	26,869,323	0.00	94,855,803	0.00	67,986,480	0.00	67,986,480	0.00
GRAND TOTAL	\$26,869,323	0.00	\$94,855,803	0.00	\$67,986,480	0.00	\$67,986,480	0.00
GENERAL REVENUE	\$0	0.00	\$0	0.00	\$0	0.00	\$0	0.00
FEDERAL FUNDS	\$26,869,323	0.00	\$94,855,803	0.00	\$67,986,480	0.00	\$67,986,480	0.00
OTHER FUNDS	\$0	0.00	\$0	0.00	\$0	0.00	\$0	0.00

PROGRAM DESCRIPTION

Department: Economic Development

HB Section(s): 7.040

Program Name: MTC SSBCI American Rescue Plan Act

Program is found in the following core budget(s): Business Community Solutions

1a. What strategic priority does this program address?

Innovation and Entrepreneurship

1b. What does this program do?

State Small Business Credit Initiative (SSBCI) funds will be administered through the Missouri IDEA (Innovation, Development, and Entrepreneurship Advancement) Fund Co-Investment program, a state-sponsored venture capital program that promotes the formation and growth of businesses that engage in the transfer of science and technology into job creation. The program is designed to accelerate private investment in Missouri-based early-stage companies and to increase the overall investment impact of third-party investment. The program is managed by the Missouri Technology Corporation (MTC) and through this program, equity-based venture capital investments are awarded that are matched by other private capital investments.

2a. Provide an activity measure(s) for the program.

	FY2021		FY2022		FY2023		FY2024	FY2025	FY2026
	Projected	Actual	Projected	Actual	Projected	Actual	Projected	Projected	Projected
IDEA Fund Co-Investments Awarded	N/A	N/A	N/A	N/A	20	23	30	30	30
IDEA Fund Co-Investments Awarded	N/A	N/A	N/A	N/A	\$6,500,000	\$7,025,000	\$8,000,000	\$8,000,000	\$8,000,000
IDEA Fund Co-Investments	N/A	N/A	N/A	N/A	3	2	15	20	25
IDEA Fund Co-Investments	N/A	N/A	N/A	N/A	\$750,000	\$674,999	\$4,000,000	\$5,000,000	\$7,000,000

Note 1: MTC did not receive the federal SSBCI funding until January of FY2023; therefore, no program data is available for previous fiscal years.

Note 2: MTC's Board of Directors approves IDEA Fund co-investment allocations (awarded) within a fiscal however, the investment may occur in a future fiscal year depending on when the company can close the required matching funds.

Note 3: The federally funded SSBCI IDEA Fund Co-Investments represent a subset of MTC's activities and, subsequently, are included in MTC's Program Description budget form as well.

2b. Provide a measure(s) of the program's quality.

	FY2021		FY2022		FY2023		FY2024	FY2025	FY2026
	Projected	Actual	Projected	Actual	Projected	Actual	Projected	Projected	Projected
Net Promoter Score (NPS)	N/A	N/A	N/A	N/A	N/A	75	60	60	60

Note: NPS measures the loyalty of a customer and has become the gold standard of customer experience metrics. Scores are measured with a single questions survey and report a number ranging from -100 to +100. The creators of the metric state that although an NPS score above 0 is good, above 20 is great, and above 50 is amazing. Anywhere above 80 is the top percentile.

PROGRAM DESCRIPTION

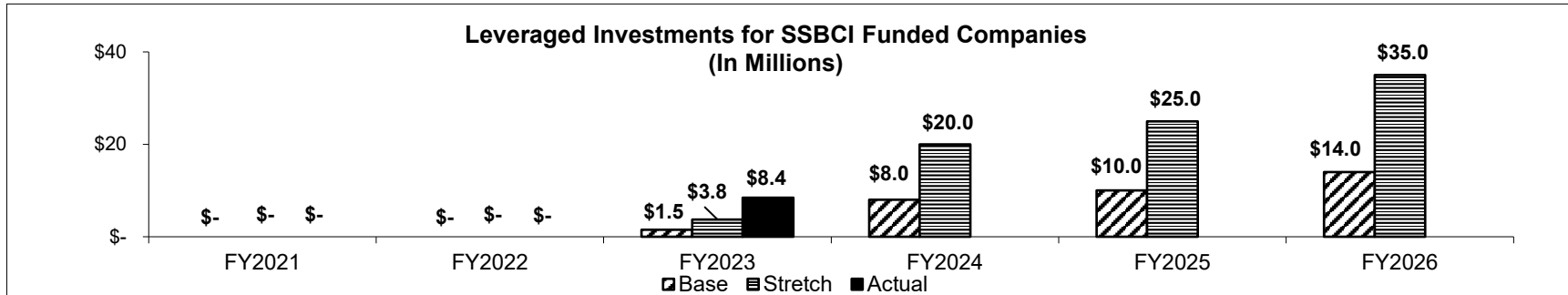
Department: Economic Development

HB Section(s): 7.040

Program Name: MTC SSBCI American Rescue Plan Act

Program is found in the following core budget(s): Business Community Solutions

2c. Provide a measure(s) of the program's impact.



Note 1: Leveraged Investment represents private capital raised by the IDEA Fund portfolio companies (including matching funds at the time of investment and future capital raised).

Note 2: The federally funded SSBCI IDEA Fund Co-Investments represent a subset of MTC's activities and, subsequently, are included in MTC's Program Description budget form as well.

Total Missouri Jobs and Missouri Jobs Created by SSBCI-Funded Companies

	FY2021 Actual	FY2022 Projected	FY2022 Actual	FY2023 Projected	FY2023 Actual	FY2024 Projected	FY2025 Projected	FY2026 Projected
Total Missouri Based Jobs	N/A	N/A	N/A	20	34	77	163	270
Missouri Based Jobs Created	N/A	N/A	N/A	8	26	30	63	104

Note 1: Actual data represents an FTE calculation where jobs are valued as follows: full-time 1; part-time .5 and contractor .75.

Note 2: Actual data is the job activity of the two co-investments reported above (2a). It does not include data from 'Investments Awarded' that have not closed (2a).

2d. Provide a measure(s) of the program's efficiency.

	FY2021 Actual	FY2022 Projected	FY2022 Actual	FY2023 Projected	FY2023 Actual	FY2024 Projected	FY2025 Projected	FY2026 Projected
Percent of Total Expenses for Program Administration								
Administrative Costs	N/A	N/A	0	15%	14%	7%	5%	4%

Note 1: The federally funded SSBCI program allows for up to 5% of program funding to be used for program administration expenses, anything over 5% is covered by MTC either through its general reserves or out of its annual GR appropriation.

Note 2: Administrative expenses as a percentage of program expenses were high in FY2023 but will level out as the program expenses increase over the next few fiscal years.

PROGRAM DESCRIPTION

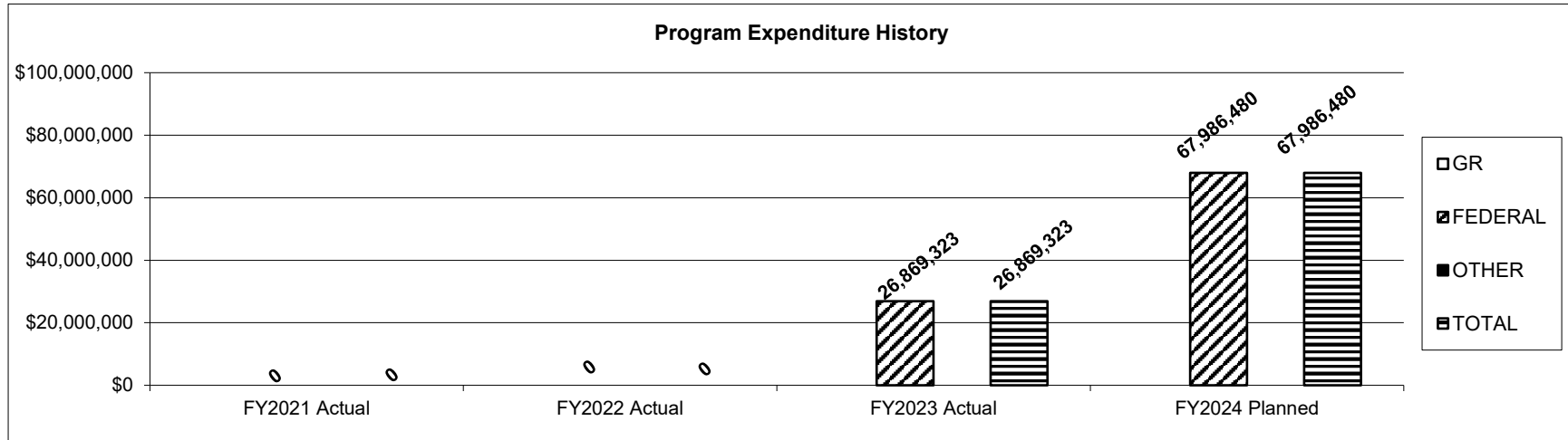
Department: Economic Development

HB Section(s): 7.040

Program Name: MTC SSBCI American Rescue Plan Act

Program is found in the following core budget(s): Business Community Solutions

3. Provide actual expenditures for the prior three fiscal years and planned expenditures for the current fiscal year. *(Note: Amounts do not include fringe benefit costs.)*



4. What are the sources of the "Other " funds?

N/A

5. What is the authorization for this program, i.e., federal or state statute, etc.? (Include the federal program number, if applicable.)

12 U.S.C. § 5703(b)(1)

6. Are there federal matching requirements? If yes, please explain.

No.

7. Is this a federally mandated program? If yes, please explain.

No.

CORE DECISION ITEM

Department: Economic Development
Division: Business and Community Solutions
Core: Community Development Block Grant (CDBG) Annual

Budget Unit 43045C
HB Section 7.045

1. CORE FINANCIAL SUMMARY

	FY 2025 Budget Request			
	GR	Federal	Other	Total
PS	0	0	0	0
EE	0	476,411	0	476,411
PSD	0	56,842,509	0	56,842,509
TRF	0	0	0	0
Total	0	57,318,920	0	57,318,920
FTE	0.00	0.00	0.00	0.00

Est. Fringe	0	0	0	0
--------------------	---	---	---	---

Note: Fringes budgeted in House Bill 5 except for certain fringes budgeted directly to MoDOT, Highway Patrol, and Conservation.

Federal Funds: Community Development Block Grant (0118)

	FY 2025 Governor's Recommendation			
	GR	Fed	Other	Total
PS	0	0	0	0
EE	0	476,411	0	476,411
PSD	0	56,842,509	0	56,842,509
TRF	0	0	0	0
Total	0	57,318,920	0	57,318,920
FTE	0.00	0.00	0.00	0.00

Est. Fringe	0	0	0	0
--------------------	---	---	---	---

Note: Fringes budgeted in House Bill 5 except for certain fringes budgeted directly to MoDOT, Highway Patrol, and Conservation.

Federal Funds: Community Development Block Grant (0118)

2. CORE DESCRIPTION

The Community Development Block Grant (CDBG) program provides federal grants awarded by the U.S. Department of Housing and Urban Development (HUD) to non-entitlement cities (municipalities with populations under 50,000) and counties (populations under 200,000) for community development projects that: (1) benefit at least 51% low and moderate income persons; (2) eliminate slum and blight; or (3) meet urgent threats to health and safety.

CDBG-eligible projects may include: (1) infrastructure expansion and improvement (water, sewer, bridge, street, drainage); (2) community facility improvements and additions (e.g. senior centers, food banks, fire stations, child education centers, etc.); (3) demolition of vacant, dilapidated structures; (4) certain economic development projects to help communities grow local businesses and attract new businesses; and (5) emergency/disaster recovery funding that provides assistance to communities to address conditions that pose a serious and immediate threat to the health and welfare of the community.

3. PROGRAM LISTING (list programs included in this core funding)

Community Development Block Grant Program

CORE DECISION ITEM

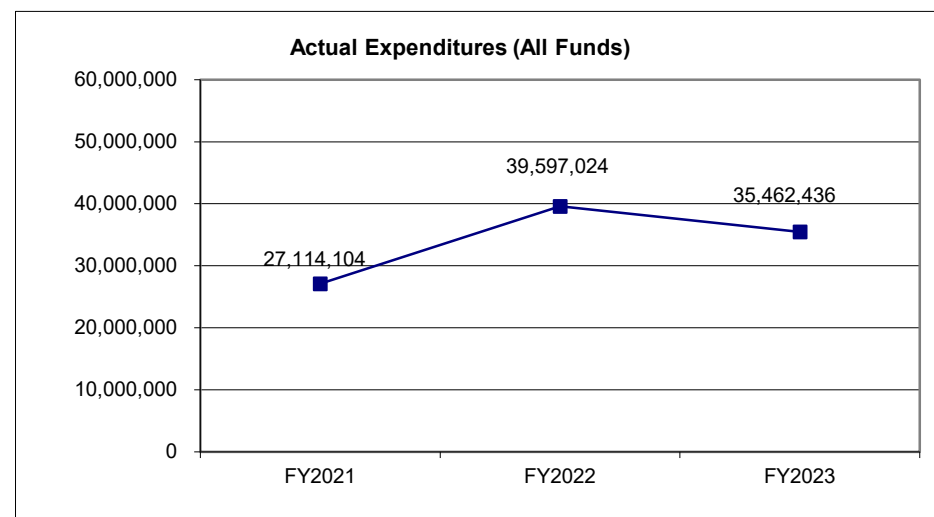
Department: Economic Development
Division: Business and Community Solutions
Core: Community Development Block Grant (CDBG) Annual

Budget Unit 43045C

HB Section 7.045

4. FINANCIAL HISTORY

	FY2021 Actual	FY2022 Actual	FY2023 Actual	FY2024 Current Yr.
Appropriation (All Funds)	148,033,423	135,123,396	135,123,396	57,318,920
Less Reverted (All Funds)	0	0	0	0
Less Restricted (All Funds)*	0	0	0	0
Budget Authority (All Funds)	148,033,423	135,123,396	135,123,396	57,318,920
Actual Expenditures (All Funds)	27,114,104	39,597,024	35,462,436	N/A
Unexpended (All Funds)	120,919,319	95,526,372	99,660,960	N/A
Unexpended, by Fund:				
General Revenue	0	0	0	N/A
Federal	120,919,319	95,526,372	99,660,960	N/A
Other	0	0	0	N/A
	(1) (2)	(1) (2)	(1) (2)	(3)



*Restricted amount is as of: _____

Reverted includes Governor's standard 3 percent reserve (when applicable).

Restricted includes any extraordinary expenditure restriction (when applicable).

- NOTES:**
- (1) A majority of unexpended funds represent a timing difference between when the funds are awarded to the state and the spending begins on CDBG approved and funded projects.
 - (2) 2017 CDBG-DR and CDBG-Mitigation allocations were delayed from HUD due to new HUD approval processes, delayed federal register guidance, and the 2018-2019 federal government shutdown. The CDBG program has since opened and completed application cycles for these programs.
 - (3) The lower appropriation in FY2024 is due to the separation of the three CDBG programs (CDBG Annual, CDBG-Disaster Recovery, and CDBG-Federal Stimulus).

CORE RECONCILIATION DETAIL

**DEPARTMENT OF ECONOMIC DEVELOPMENT
CDBG PROGRAM**

5. CORE RECONCILIATION DETAIL

	Budget Class	FTE	GR	Federal	Other	Total	Explanation
TAFP AFTER VETOES							
	EE	0.00	0	476,411	0	476,411	
	PD	0.00	0	56,842,509	0	56,842,509	
	Total	0.00	0	57,318,920	0	57,318,920	
DEPARTMENT CORE REQUEST							
	EE	0.00	0	476,411	0	476,411	
	PD	0.00	0	56,842,509	0	56,842,509	
	Total	0.00	0	57,318,920	0	57,318,920	
GOVERNOR'S RECOMMENDED CORE							
	EE	0.00	0	476,411	0	476,411	
	PD	0.00	0	56,842,509	0	56,842,509	
	Total	0.00	0	57,318,920	0	57,318,920	

Department of Economic Development

DECISION ITEM SUMMARY

Budget Unit								
Decision Item	FY 2023	FY 2023	FY 2024	FY 2024	FY 2025	FY 2025	FY 2025	FY 2025
Budget Object Summary	ACTUAL	ACTUAL	BUDGET	BUDGET	DEPT REQ	DEPT REQ	GOV REC	GOV REC
Fund	DOLLAR	FTE	DOLLAR	FTE	DOLLAR	FTE	DOLLAR	FTE
CDBG PROGRAM								
CORE								
EXPENSE & EQUIPMENT								
DED-ED PRO -CDBG- PASSTHROUGH	468,631	0.00	476,411	0.00	476,411	0.00	476,411	0.00
TOTAL - EE	468,631	0.00	476,411	0.00	476,411	0.00	476,411	0.00
PROGRAM-SPECIFIC								
DED-ED PRO -CDBG- PASSTHROUGH	30,542,145	0.00	56,842,509	0.00	56,842,509	0.00	56,842,509	0.00
DED FEDERAL STIMULUS	4,451,660	0.00	0	0.00	0	0.00	0	0.00
TOTAL - PD	34,993,805	0.00	56,842,509	0.00	56,842,509	0.00	56,842,509	0.00
TOTAL	35,462,436	0.00	57,318,920	0.00	57,318,920	0.00	57,318,920	0.00
GRAND TOTAL	\$35,462,436	0.00	\$57,318,920	0.00	\$57,318,920	0.00	\$57,318,920	0.00

1/24/24 11:45

im_disummary

Department of Economic Development

DECISION ITEM DETAIL

Budget Unit	FY 2023	FY 2023	FY 2024	FY 2024	FY 2025	FY 2025	FY 2025	FY 2025
Decision Item	ACTUAL	ACTUAL	BUDGET	BUDGET	DEPT REQ	DEPT REQ	GOV REC	GOV REC
Budget Object Class	DOLLAR	FTE	DOLLAR	FTE	DOLLAR	FTE	DOLLAR	FTE
CDBG PROGRAM								
CORE								
TRAVEL, IN-STATE	0	0.00	7,150	0.00	7,150	0.00	7,150	0.00
TRAVEL, OUT-OF-STATE	0	0.00	1,485	0.00	1,485	0.00	1,485	0.00
FUEL & UTILITIES	0	0.00	83	0.00	83	0.00	83	0.00
SUPPLIES	0	0.00	2,475	0.00	2,475	0.00	2,475	0.00
PROFESSIONAL DEVELOPMENT	0	0.00	1,622	0.00	1,622	0.00	1,622	0.00
COMMUNICATION SERV & SUPP	0	0.00	2,475	0.00	2,475	0.00	2,475	0.00
PROFESSIONAL SERVICES	468,631	0.00	455,015	0.00	455,015	0.00	455,015	0.00
M&R SERVICES	0	0.00	165	0.00	165	0.00	165	0.00
OFFICE EQUIPMENT	0	0.00	138	0.00	138	0.00	138	0.00
BUILDING LEASE PAYMENTS	0	0.00	330	0.00	330	0.00	330	0.00
MISCELLANEOUS EXPENSES	0	0.00	1,348	0.00	1,348	0.00	1,348	0.00
REBILLABLE EXPENSES	0	0.00	4,125	0.00	4,125	0.00	4,125	0.00
TOTAL - EE	468,631	0.00	476,411	0.00	476,411	0.00	476,411	0.00
PROGRAM DISTRIBUTIONS	34,992,116	0.00	56,842,509	0.00	56,842,509	0.00	56,842,509	0.00
REFUNDS	1,689	0.00	0	0.00	0	0.00	0	0.00
TOTAL - PD	34,993,805	0.00	56,842,509	0.00	56,842,509	0.00	56,842,509	0.00
GRAND TOTAL	\$35,462,436	0.00	\$57,318,920	0.00	\$57,318,920	0.00	\$57,318,920	0.00
GENERAL REVENUE	\$0	0.00	\$0	0.00	\$0	0.00	\$0	0.00
FEDERAL FUNDS	\$35,462,436	0.00	\$57,318,920	0.00	\$57,318,920	0.00	\$57,318,920	0.00
OTHER FUNDS	\$0	0.00	\$0	0.00	\$0	0.00	\$0	0.00

PROGRAM DESCRIPTION

Department: Economic Development

HB Sections: 7.045

Program Name: Community Development Block Grant Program - Annual Allocation

Program is found in the following core budget(s): CDBG Program

1a. What strategic priority does this program address?

Community Development

1b. What does this program do?

The Community Development Block Grant (CDBG) program provides funding and expertise to develop viable communities and build economic development capacity by leveraging resources and connecting stakeholders toward a common goal while meeting one or more of the following criteria: (1) Benefit at least 51% low and moderate income (LMI) persons; (2) eliminate slum and blight; or (3) meet urgent threats to health and safety.

CDBG is a federally-funded program that provides grants to "non-entitlement" communities, or municipalities with populations under 50,000 and counties with populations under 200,000 for addressing long term development needs.

The State administers multiple CDBG grants, many of which are reserved for specific purposes identified by federal register. The grant related to this program description includes:

Regular Annual CDBG Allocation - ~\$23,000,000 each year - project categories include (A) Infrastructure (e.g. Community Facilities, Water/wastewater projects, demolition, and downtown revitalization); (B) Economic Development (e.g. industrial infrastructure for job-creating projects); (C) Workforce Training; and (D) Emergency projects (e.g. generators needed after a severe ice storm).

2a. Provide an activity measure(s) for the program.

	FY2021		FY2022		FY2023		FY2024	FY2025	FY2026
	Projected	Actual	Projected	Actual	Projected	Actual	Projected	Projected	Projected
Projects Awarded	68	126	78	139	73	50	105	98	96
CDBG Funds Obligated	N/A	\$24.3 M	\$24.3 M	\$23.5 M	23.5	\$23.7 M	\$23.8 M	\$23.8 M	\$23.7 M
CDBG Funds Expended	\$17.5 M	\$19.9 M	\$20.4 M	\$21.3 M	\$19.0 M	\$21.1 M	\$20.8 M	\$21.1 M	\$21.0 M

Note 1: The CDBG program can only directly control the obligation of funds by awarding projects. Subrecipients are responsible for carrying out program activities and expending funds related to their project.

Note 2: Funds Expended figures are based on funds drawn in the fiscal year on projects across multiple fiscal years. The average period of performance for a CDBG project is 3 years; therefore, the annual expenditure and actual amount take into account each project spending a percentage of total allocation across multiple fiscal years.

PROGRAM DESCRIPTION

Department: Economic Development

HB Sections: 7.045

Program Name: Community Development Block Grant Program - Annual Allocation

Program is found in the following core budget(s): CDBG Program

2b. Provide a measure(s) of the program's quality.

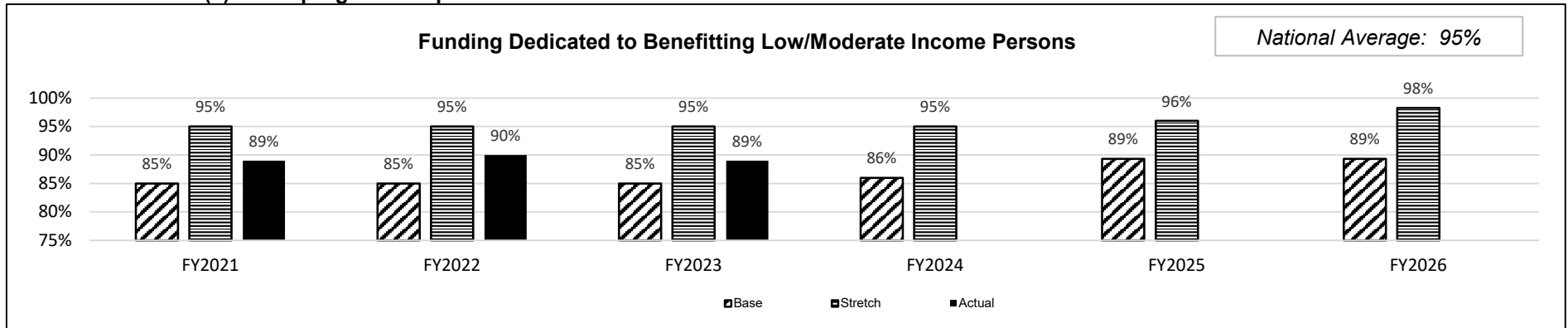
	FY2021		FY2022		FY2023		FY2024	FY2025	FY2026
	Projected	Actual	Projected	Actual	Projected	Actual	Actual	Projected	Projected
Customer Service Experience	90%	74%	95%	85%	95%	77%	95%	95%	95%

Note 1: Percentage of customers who rated their experience as "very" or "somewhat" positive.

Note 2: FY2023 results based on May 2023 survey that included 31 respondents.

Note 3: Customer Service Experience includes feedback related to all CDBG programs.

2c. Provide a measure(s) of the program's impact.



Note 1: Calculated by dividing dollar amount of approved projects in a Fiscal Year that will benefit low and moderate income (LMI) persons by the total dollar amount of the grant.

Note 2: HUD requires that a minimum of 70% of the state's annual allocation be awarded for projects benefitting LMI persons; however, it is Missouri's goal that at least 85% of the projects will benefit LMI persons.

Note 3: Stretch target is set at 95% due to the fact that demolition (slum and blight national objective) and emergency (urgent threat national objective) projects might also need to be funded, and those national objectives do not require a 51% LMI benefit; therefore, Stretch includes a "cushion" for those emergency projects.

PROGRAM DESCRIPTION

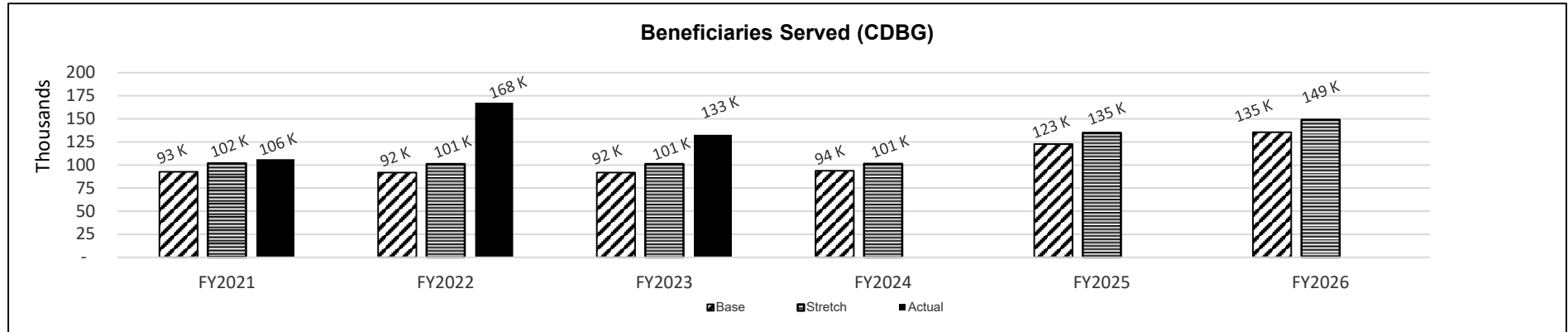
Department: Economic Development

HB Sections: 7.045

Program Name: Community Development Block Grant Program - Annual Allocation

Program is found in the following core budget(s): CDBG Program

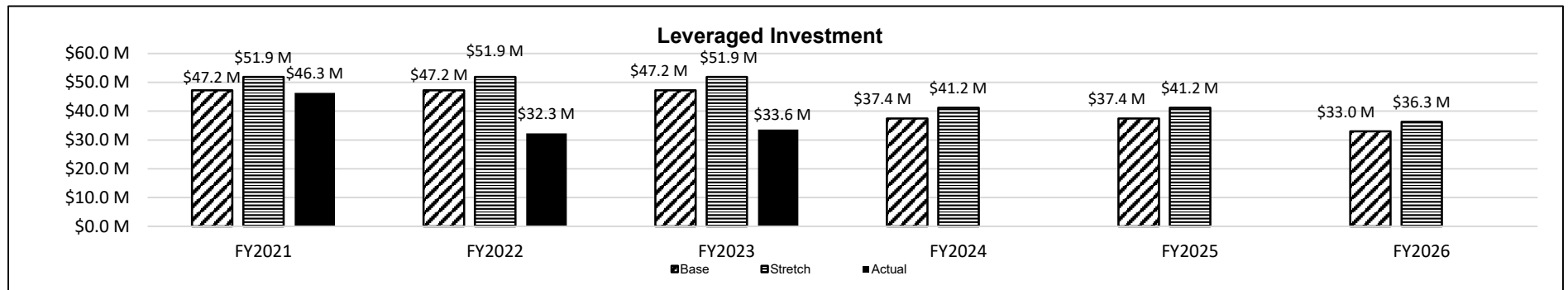
2c. Provide a measure(s) of the program's impact. (continued)



Note 1: Beneficiaries Served are reported based on projects that are completed and closed within a fiscal year. FY2022 saw a significant increase in beneficiaries served as the program worked to close out several historic grants.

Note 2: Beneficiaries Served is limited by the population characteristics of the applicant, including %LMI and HUD-identified disaster impact level. As such, stretch goal is inherently limited per population. To reflect this limitation, stretch targets are stated as 10% above base.

Note 3: The FY2022 Actual includes CDBG-Federal Stimulus projects, as they were not separated into a separate budget unit until FY2024.



Note 1: CDBG does not require matching from subrecipients, as it acts as a gap financing tool. Leveraged funds vary by project based on the financial resources available to the subrecipient at the time of application, which is highly variable.

Note 2: Leveraged investment are non-CDBG funds (local, state, or federal) that are committed in conjunction with CDBG funds to aid in financing a particular project.

Note 3: Leveraged investment calculation based on amounts included in subrecipients' project applications from all CDBG projects, except economic development which have high variations by project and year.

Note 4: Future projected Base is calculated using the average of previous years while the Stretch calculation utilizes this number and increases projection by 10%.

PROGRAM DESCRIPTION

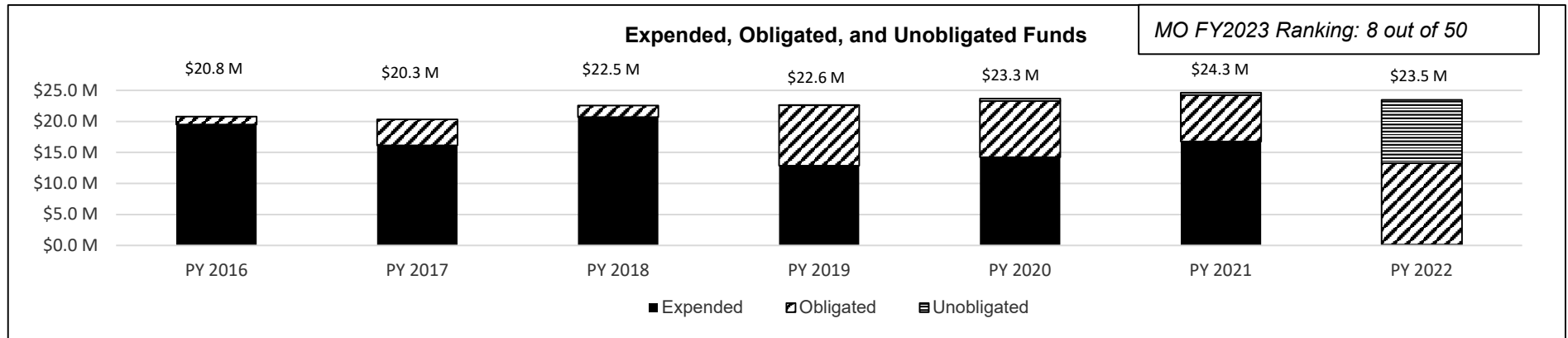
Department: Economic Development

HB Sections: 7.045

Program Name: Community Development Block Grant Program - Annual Allocation

Program is found in the following core budget(s): CDBG Program

2d. Provide a measure(s) of the program's efficiency.



Note 1: Funds shown by each Program Year ("PY") of CDBG's regular annual allocation; Program Years operate from April 1 - March 31.

Note 2: Data is accurate of June 30, 2023.

Note 3: The ranking at the top right of chart measures the unexpended funds from open grants. HUD divides unexpended funds by the most recent grant amount provided and gives each state its ranking; As of June 30, 2023, Missouri ranked 8 out of 50 states in timely expenditures of funds. This ranking is based on all CDBG funds including Annual, DR, MIT and CV. The actual unexpended for 2023 is \$82.1 million. The target unexpended for PY 2024 is \$53.6 million and would rank Missouri at 5 out of 50 states.

PROGRAM DESCRIPTION

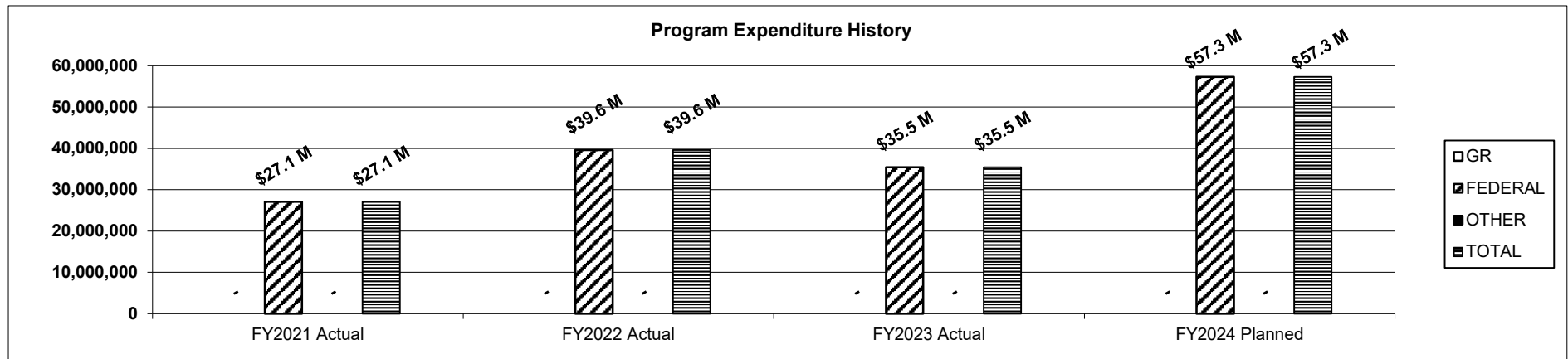
Department: Economic Development

HB Sections: 7.045

Program Name: Community Development Block Grant Program - Annual Allocation

Program is found in the following core budget(s): CDBG Program

3. Provide actual expenditures for the prior three fiscal years and planned expenditures for the current fiscal year. (Note: Amounts do not include fringe benefit costs.)



4. What are the sources of the "Other " funds?

N/A

5. What is the authorization for this program, i.e., federal or state statute, etc.? (Include the federal program number, if applicable.)

42 USC Section 5301 et. Seq., 24 CFR Part 570, and the MO Consolidated Plan submitted to the US Dept. of Housing and Urban Development.

6. Are there federal matching requirements? If yes, please explain.

Yes, a \$1 for \$1 match required for the State's administrative funds, after the first \$100,000. The applicable administrative funds equal 4% of the total appropriation. Soft costs included in the Department's Cost Allocation Plan are used to satisfy the State's match requirements.

7. Is this a federally mandated program? If yes, please explain.

The program is a formula block grant provided to the State of Missouri; 70% of which is provided to the entitlement cities, 30% of which is provided to the non-entitlement balance of the state. That 30% portion is administered by DED.

CORE DECISION ITEM

Department: Economic Development
Division: Business and Community Solutions
Core: Community Development Block Grant-Disaster Recovery

Budget Unit 43046C

HB Section 7.045

1. CORE FINANCIAL SUMMARY

	FY 2025 Budget Request			
	GR	Federal	Other	Total
PS	0	0	0	0
EE	0	389,789	0	389,789
PSD	0	47,291,291	0	47,291,291
TRF	0	0	0	0
Total	0	47,681,080	0	47,681,080
FTE	0.00	0.00	0.00	0.00

Est. Fringe	0	0	0	0
--------------------	---	---	---	---

Note: Fringes budgeted in House Bill 5 except for certain fringes budgeted directly to MoDOT, Highway Patrol, and Conservation.

Federal Funds: Community Development Block Grant (0118)

	FY 2025 Governor's Recommendation			
	GR	Fed	Other	Total
PS	0	0	0	0
EE	0	389,789	0	389,789
PSD	0	47,291,291	0	47,291,291
TRF	0	0	0	0
Total	0	47,681,080	0	47,681,080
FTE	0.00	0.00	0.00	0.00

Est. Fringe	0	0	0	0
--------------------	---	---	---	---

Note: Fringes budgeted in House Bill 5 except for certain fringes budgeted directly to MoDOT, Highway Patrol, and Conservation.

Federal Funds: Community Development Block Grant (0118)

2. CORE DESCRIPTION

The Community Development Block Grant-Disaster Recovery (CDBG-DR) program provides federal grants awarded by the U.S. Department of Housing and Urban Development (HUD) to alleviate unmet housing, infrastructure, and economic revitalization needs due to the severe storm and flooding events.

HUD awarded \$68,382,018 to the State of Missouri for supplemental CDBG disaster recovery funding for DR-4317.

In response to the 2019 spring flooding and tornado events under DR-4451, HUD awarded the State of Missouri \$30,776,000.

In addition, HUD awarded the State of Missouri \$42,592,000 in CDBG Mitigation funding. Mitigation helps communities lessen the impacts of disasters by reducing or eliminating the long-term risk of death, injury, property loss or damage, suffering, and hardship.

At least 80% of the funding for these programs must be expended within HUD-identified ZIP codes; for DR-4317 funding, this includes five ZIP codes in southern Missouri, and three ZIP codes in central Missouri for DR-4451 funding.

CORE DECISION ITEM

Department: Economic Development
Division: Business and Community Solutions
Core: Community Development Block Grant-Disaster Recovery

Budget Unit 43046C

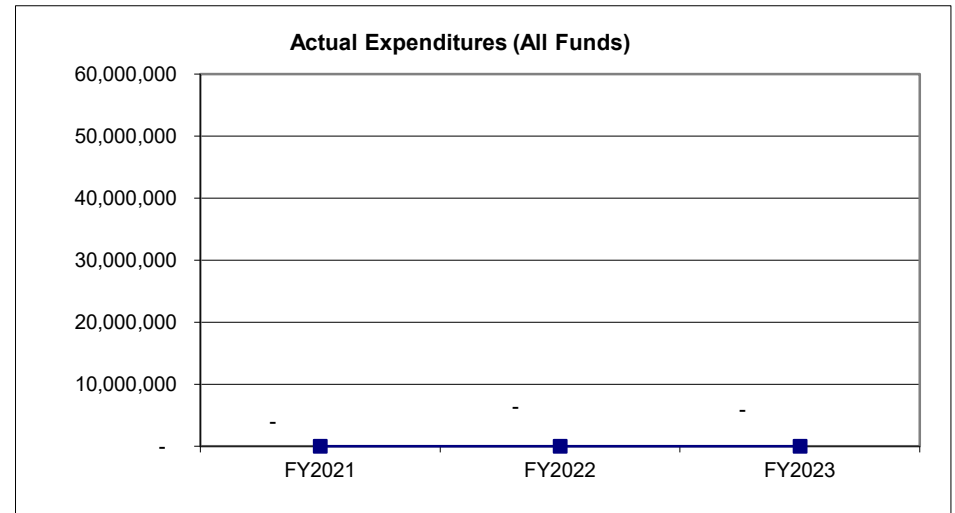
HB Section 7.045

3. PROGRAM LISTING (list programs included in this core funding)

Community Development Block Grant Program Disaster Recovery

4. FINANCIAL HISTORY

	FY2021 Actual	FY2022 Actual	FY2023 Actual	FY2024 Current Yr.
Appropriation (All Funds)	0	0	0	47,681,080
Less Reverted (All Funds)	0	0	0	0
Less Restricted (All Funds)*	0	0	0	0
Budget Authority (All Funds)	0	0	0	47,681,080
Actual Expenditures (All Funds)	-	-	-	N/A
Unexpended (All Funds)	0	0	0	N/A
Unexpended, by Fund:				
General Revenue	0	0	0	N/A
Federal	0	0	0	N/A
Other	0	0	0	N/A
	(1)	(1)	(1)	



*Restricted amount is as of: _____

Reverted includes Governor's standard 3 percent reserve (when applicable).

Restricted includes any extraordinary expenditure restriction (when applicable).

NOTES: (1) Spending for CDBG-Disaster Relief Grants from FY2021-FY2023 can found in the CDBG regular Core Decision Item (CDI) form. The CDBG programs were separated in FY2024 for better transparency.

CORE RECONCILIATION DETAIL

**DEPARTMENT OF ECONOMIC DEVELOPMENT
CDBG DISASTER RECOVERY PROGRAM**

5. CORE RECONCILIATION DETAIL

	Budget Class	FTE	GR	Federal	Other	Total	Explanation
TAFP AFTER VETOES							
	EE	0.00	0	389,789	0	389,789	
	PD	0.00	0	47,291,291	0	47,291,291	
	Total	0.00	0	47,681,080	0	47,681,080	
DEPARTMENT CORE REQUEST							
	EE	0.00	0	389,789	0	389,789	
	PD	0.00	0	47,291,291	0	47,291,291	
	Total	0.00	0	47,681,080	0	47,681,080	
GOVERNOR'S RECOMMENDED CORE							
	EE	0.00	0	389,789	0	389,789	
	PD	0.00	0	47,291,291	0	47,291,291	
	Total	0.00	0	47,681,080	0	47,681,080	

Department of Economic Development

DECISION ITEM SUMMARY

Budget Unit								
Decision Item	FY 2023	FY 2023	FY 2024	FY 2024	FY 2025	FY 2025	FY 2025	FY 2025
Budget Object Summary	ACTUAL	ACTUAL	BUDGET	BUDGET	DEPT REQ	DEPT REQ	GOV REC	GOV REC
Fund	DOLLAR	FTE	DOLLAR	FTE	DOLLAR	FTE	DOLLAR	FTE
CDBG DISASTER RECOVERY PROGRAM								
CORE								
EXPENSE & EQUIPMENT								
DED-ED PRO -CDBG- PASSTHROUGH	0	0.00	389,789	0.00	389,789	0.00	389,789	0.00
TOTAL - EE	0	0.00	389,789	0.00	389,789	0.00	389,789	0.00
PROGRAM-SPECIFIC								
DED-ED PRO -CDBG- PASSTHROUGH	0	0.00	47,291,291	0.00	47,291,291	0.00	47,291,291	0.00
TOTAL - PD	0	0.00	47,291,291	0.00	47,291,291	0.00	47,291,291	0.00
TOTAL	0	0.00	47,681,080	0.00	47,681,080	0.00	47,681,080	0.00
GRAND TOTAL	\$0	0.00	\$47,681,080	0.00	\$47,681,080	0.00	\$47,681,080	0.00

1/24/24 11:45

im_disummary

Department of Economic Development

DECISION ITEM DETAIL

Budget Unit	FY 2023	FY 2023	FY 2024	FY 2024	FY 2025	FY 2025	FY 2025	FY 2025
Decision Item	ACTUAL	ACTUAL	BUDGET	BUDGET	DEPT REQ	DEPT REQ	GOV REC	GOV REC
Budget Object Class	DOLLAR	FTE	DOLLAR	FTE	DOLLAR	FTE	DOLLAR	FTE
CDBG DISASTER RECOVERY PROGRAM								
CORE								
TRAVEL, IN-STATE	0	0.00	5,850	0.00	5,850	0.00	5,850	0.00
TRAVEL, OUT-OF-STATE	0	0.00	1,215	0.00	1,215	0.00	1,215	0.00
FUEL & UTILITIES	0	0.00	67	0.00	67	0.00	67	0.00
SUPPLIES	0	0.00	2,025	0.00	2,025	0.00	2,025	0.00
PROFESSIONAL DEVELOPMENT	0	0.00	1,328	0.00	1,328	0.00	1,328	0.00
COMMUNICATION SERV & SUPP	0	0.00	2,025	0.00	2,025	0.00	2,025	0.00
PROFESSIONAL SERVICES	0	0.00	372,285	0.00	372,285	0.00	372,285	0.00
M&R SERVICES	0	0.00	135	0.00	135	0.00	135	0.00
OFFICE EQUIPMENT	0	0.00	112	0.00	112	0.00	112	0.00
BUILDING LEASE PAYMENTS	0	0.00	270	0.00	270	0.00	270	0.00
MISCELLANEOUS EXPENSES	0	0.00	1,102	0.00	1,102	0.00	1,102	0.00
REBILLABLE EXPENSES	0	0.00	3,375	0.00	3,375	0.00	3,375	0.00
TOTAL - EE	0	0.00	389,789	0.00	389,789	0.00	389,789	0.00
PROGRAM DISTRIBUTIONS	0	0.00	47,291,291	0.00	47,291,291	0.00	47,291,291	0.00
TOTAL - PD	0	0.00	47,291,291	0.00	47,291,291	0.00	47,291,291	0.00
GRAND TOTAL	\$0	0.00	\$47,681,080	0.00	\$47,681,080	0.00	\$47,681,080	0.00
GENERAL REVENUE	\$0	0.00	\$0	0.00	\$0	0.00	\$0	0.00
FEDERAL FUNDS	\$0	0.00	\$47,681,080	0.00	\$47,681,080	0.00	\$47,681,080	0.00
OTHER FUNDS	\$0	0.00	\$0	0.00	\$0	0.00	\$0	0.00

PROGRAM DESCRIPTION

Department: Economic Development

HB Sections: 7.045

Program Name: Community Development Block Grant Program-Disaster Recovery

Program is found in the following core budget(s): CDBG-DR Program

1a. What strategic priority does this program address?

Community Development

1b. What does this program do?

The Community Development Block Grant - Disaster Recovery (CDBG-DR) program provides funding and expertise to develop viable communities and build economic development capacity by leveraging resources and connecting stakeholders toward a common goal while meeting one or more of the following criteria:

- (1) Benefit at least 51% low and moderate income (LMI) persons; (2) eliminate slum and blight; or (3) meet urgent threats to health and safety. CDBG is a federally-funded program that typically provides grants to "non-entitlement" communities, or municipalities with populations under 50,000 and counties with populations under 200,000 for addressing long term development needs, but Federal Registers governing the use of CDBG-DR and CDBG-Mitigation (CDBG-MIT) allow a portion of funding to provide grants to entitlement communities.

The State administers multiple CDBG grants, many of which are reserved for specific purposes identified by federal register. These grants include:

- (1) CDBG-DR 4317 - \$58,535,000 - primarily to address unmet housing needs resulting from 2017 flooding events in five zip codes (Neosho, Branson, West Plains, Van Buren, and Doniphan areas) identified by the U.S. Department of Housing and Urban Development (HUD);
- (2) CDBG-DR 4317 Infrastructure - \$9,847,018 - additional funding allocated in December 2019 to further address seriously damaged infrastructure from the 2017 flooding events;
- (3) CDBG-DR 4451 - \$30,776,000 - primarily to address unmet housing needs resulting from 2019 disaster events in three counties (Cole, St. Charles, and Holt counties) identified by HUD; and
- (4) CDBG-MIT - \$41,592,000 - funding to mitigate disaster risks and reduce future losses, with primary focus on five zip codes identified by HUD.

PROGRAM DESCRIPTION

Department: Economic Development

HB Sections: 7.045

Program Name: Community Development Block Grant Program-Disaster Recovery

Program is found in the following core budget(s): CDBG-DR Program

2a. Provide an activity measure(s) for the program.

	FY2021 Actual	FY2022		FY2023		FY2024 Projected	FY2025 Projected	FY2026 Projected
		Projected	Actual	Projected	Actual			
CDBG-DR 4317 Projects Awarded	12	20	20	14	30	45	45	45
CDBG-DR 4317 Funds Obligated	\$27.0 M	\$20.0 M	\$35.0 M	\$21.0 M	\$35.0 M	\$68.4 M	\$68.4 M	\$68.4 M
CDBG-DR 4317 Funds Expended	\$6.9 M	\$20.0 M	\$15.8 M	\$1.0 M	\$5.2 M	\$14.9 M	\$16.0 M	\$10.0 M
CDBG-DR 4451 Projects Awarded	N/A	N/A	N/A	3	3	3	3	3
CDBG-DR 4451 Funds Obligated	N/A	N/A	N/A	\$31.0 M	\$30.8 M	\$30.8 M	\$30.8 M	\$30.8 M
CDBG-DR 4451 Funds Expended	N/A	N/A	N/A	\$3.0 M	\$2.8 M	\$12.9 M	\$12.3 M	\$2.8 M
CDBG-MIT Projects Awarded	0	20	44	29	44	60	84	84
CDBG-MIT Funds Obligated	\$19.0 M	\$19.0 M	\$19.1 M	\$19.3 M	\$19.3 M	\$25.0 M	\$38.3 M	\$38.3 M
CDBG-MIT Funds Expended	\$0.4 M	\$8.0 M	\$2.6 M	\$0.0 M	\$7.6 M	\$10.5 M	\$12.0 M	\$5.2 M

Note 1: Projects Awarded and Funds Obligated show the cumulative amounts for that project type; Funds Expended are specific to each fiscal year.

Note 2: The CDBG program can only directly control the obligation of funds by awarding projects. Subrecipients are responsible for carrying out program activities and expending funds related to their project which typically occurs over a 3 year period.

Note 3: DED did not receive an executed grant agreement from HUD for the DR-4451 program until FY2023. All non-administrative funds have since been obligated to subrecipients.

Note 4: Numbers are based on funds drawn on projects per fiscal year. Average period of performance for a CDBG-DR and CDBG-Mitigation project is 3 years; therefore, the annual expenditure and actual amount take into account each project spending a percentage of total allocation.

Note 5: 2017 CDBG-DR and CDBG-Mitigation allocations were delayed from HUD due to new HUD approval processes, delayed federal register guidance, and the 2018-2019 federal government shutdown. The CDBG-DR and CDBG-Mitigation Programs have since opened and completed application cycles for these programs, and some projects are coming to a close. A new cycle has been opened to obligate and expend remaining funds, though expenditures are typically slow during the first year of a project and are expected to increase during FY2025.

2b. Provide a measure(s) of the program's quality.

	FY2021		FY2022		FY2023		FY2024 Projected	FY2025 Projected	FY2026 Projected
	Projected	Actual	Projected	Actual	Projected	Actual			
Customer Service Experience	90%	74%	95%	85%	95%	77%	95%	95%	95%

Note 1: Percentage of customers who rated their experience as "very" or "somewhat" positive.

Note 2: FY2023 results based on May 2023 survey that included 31 respondents.

Note 3: Customer Service Experience includes feedback related to all CDBG programs.

PROGRAM DESCRIPTION

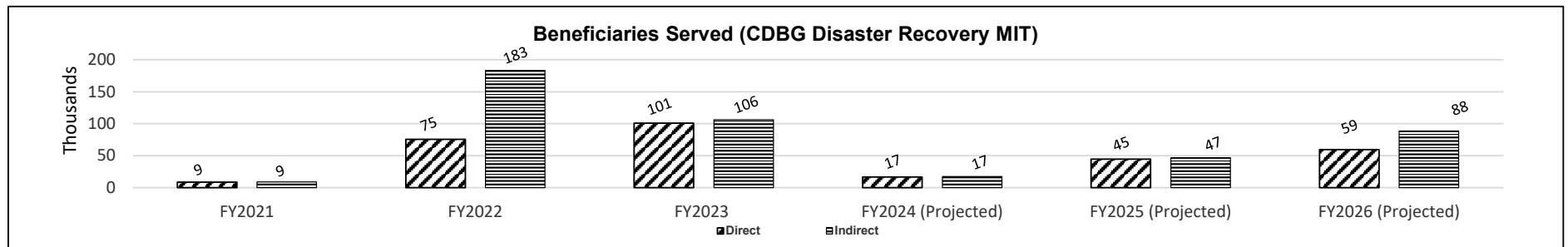
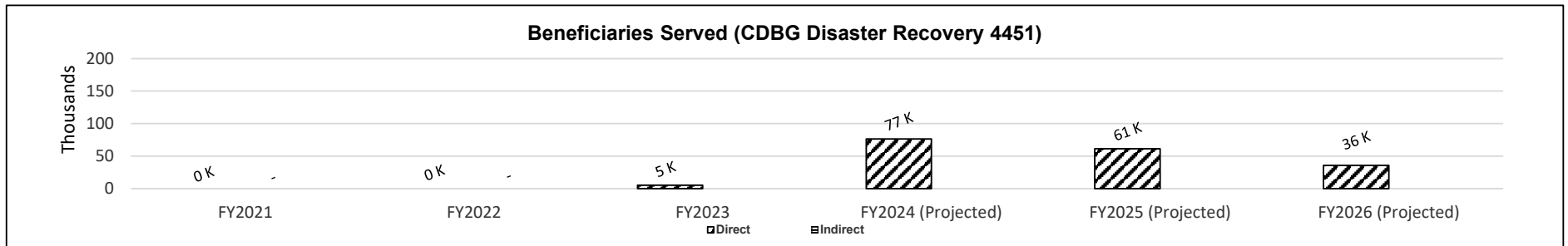
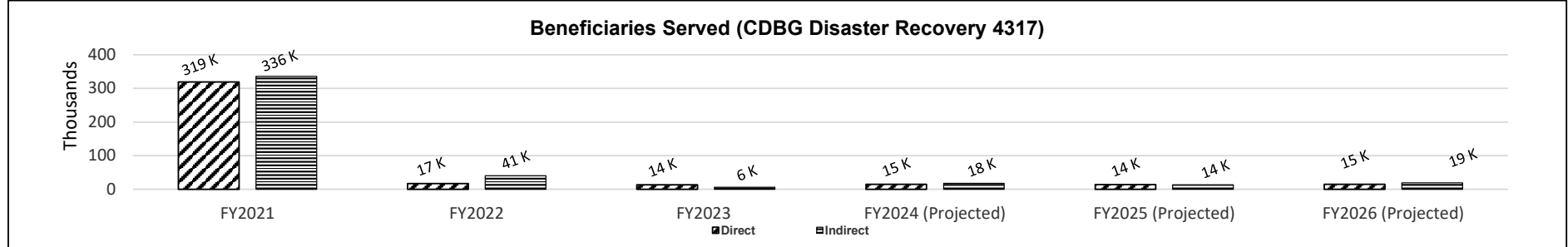
Department: Economic Development

HB Sections: 7.045

Program Name: Community Development Block Grant Program-Disaster Recovery

Program is found in the following core budget(s): CDBG-DR Program

2c. Provide a measure(s) of the program's impact.



Note 1: Current and past Beneficiaries Served are reported based on projects that are completed and closed within a fiscal year. FY2021 saw a significant increase in beneficiaries served as the program worked to close out several historic grants under the 2008, 2012, and 2013 disaster allocations.

Note 2: Beneficiaries Served is measured on Quarterly Progress Reports so the numbers could fluctuate quarter to quarter.

Note 3: Beneficiaries Served is limited by the population characteristics of the applicant, including %LMI and HUD-identified disaster impact level.

Note 4: Beneficiaries Served (CDBG Disaster Recovery) has multiple variables since funds may be used for: (1) both entitlement (more densely populated) and non-entitlement (less densely populated) communities; (2) infrastructure projects which indirectly affects a bigger population; and (3) housing projects which directly affect a smaller population.

PROGRAM DESCRIPTION

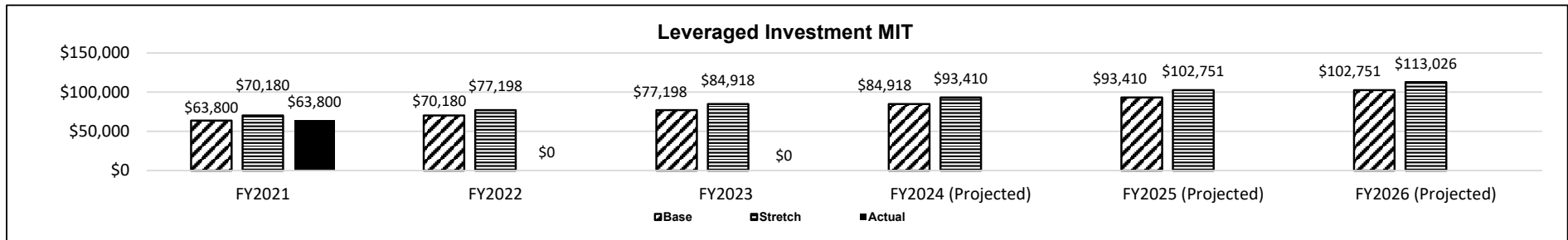
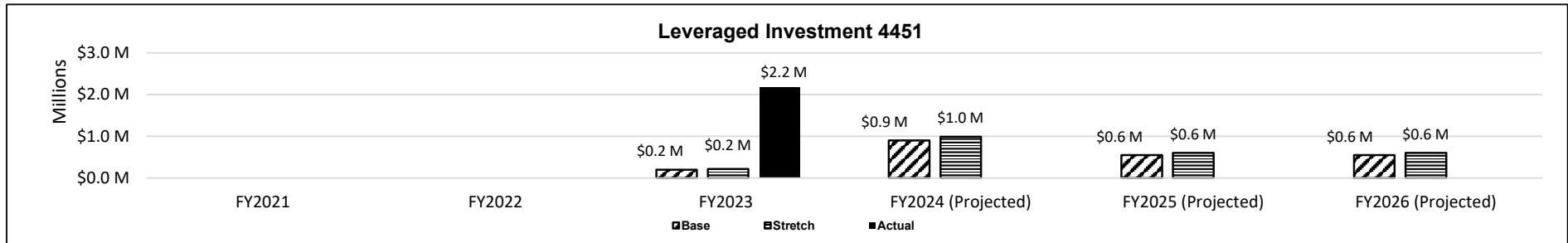
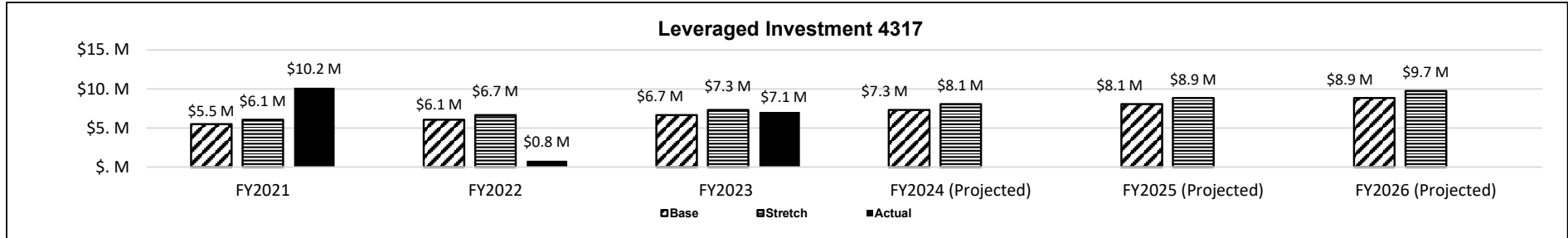
Department: Economic Development

HB Sections: 7.045

Program Name: Community Development Block Grant Program-Disaster Recovery

Program is found in the following core budget(s): CDBG-DR Program

2c. Provide a measure(s) of the program's impact. (continued)



Note 1: CDBG does not require matching from subrecipients, as it acts as a gap financing tool. Leveraged funds vary by project based on the financial resources available to the subrecipient at the time of application, which is highly variable.

Note 2: Leveraged investment are non-CDBG-DR and CDBG-Mitigation funds (local, state, or federal) that are used in conjunction with CDBG-DR and CDBG-Mitigation funds to aid in financing a particular project.

Note 3: Leveraged investment calculation based on all CDBG-DR and CDBG-Mitigation projects except economic development which have high variations by project and year.

Note 4: Future projected Base is calculated using the average of previous years while the Stretch calculation utilizes this number and increases projection by 10%.

PROGRAM DESCRIPTION

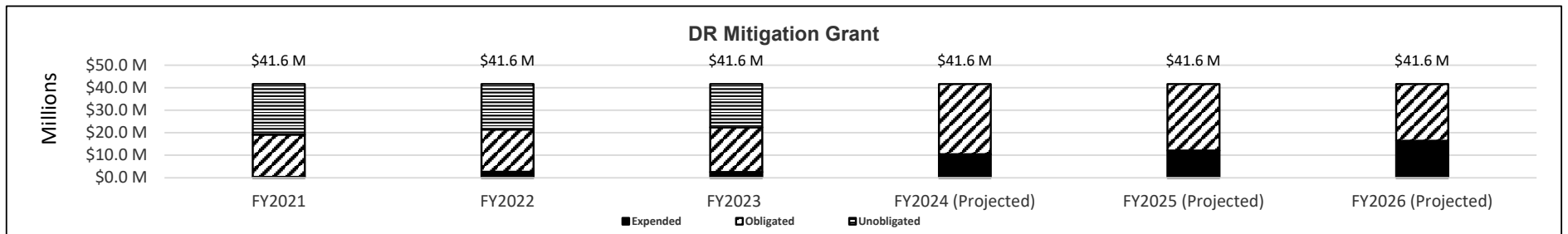
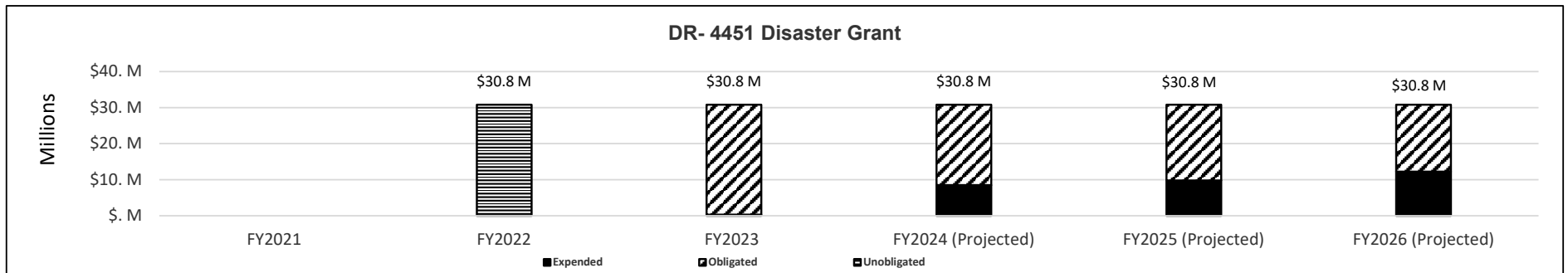
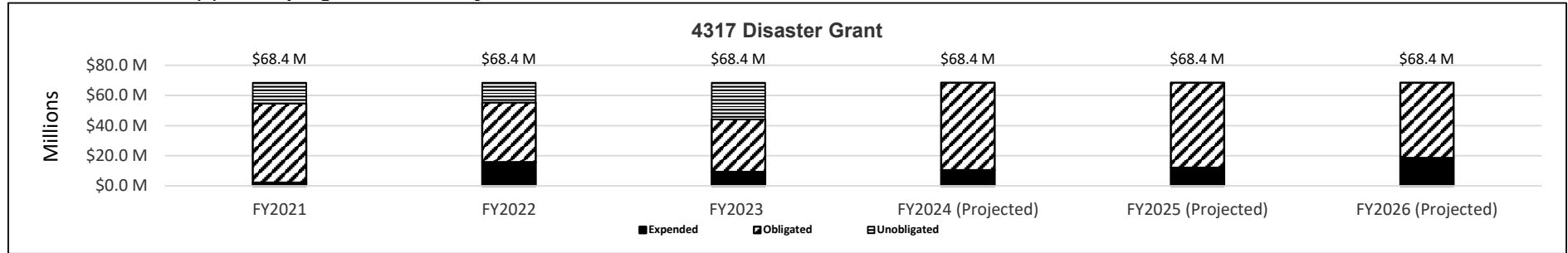
Department: **Economic Development**

HB Sections: 7.045

Program Name: **Community Development Block Grant Program-Disaster Recovery**

Program is found in the following core budget(s): **CDBG-DR Program**

2d. Provide a measure(s) of the program's efficiency.



Note 1: "Unobligated" refers to grant funds available under the federal award, but have not yet been awarded to local projects.

Note 2: Decrease in obligated funding between FY2022 and FY2023 for DR-4317 is related to deobligation of funds by some subrecipients due to lack of interest from local residents.

PROGRAM DESCRIPTION


Department: Economic Development

HB Sections: 7.045

Program Name: Community Development Block Grant Program-Disaster Recovery

Program is found in the following core budget(s): CDBG-DR Program

3. Provide actual expenditures for the prior three fiscal years and planned expenditures for the current fiscal year. (Note: Amounts do not include fringe benefit costs.)



Program Expenditure History can be found in the regular CDBG Program Description Form.

4. What are the sources of the "Other " funds?

N/A

5. What is the authorization for this program, i.e., federal or state statute, etc.? (Include the federal program number, if applicable.)

42 USC Section 5301 et. Seq., 24 CFR Part 570, and the MO Consolidated Plan submitted to the US Dept. of Housing and Urban Development.

6. Are there federal matching requirements? If yes, please explain.

No, the \$1 for \$1 match required for the State's administrative funds, after the first \$100,000 was waived by federal register for DR and MIT programs.

7. Is this a federally mandated program? If yes, please explain.

The program is a formula block grant provided to the State of Missouri, established by a federal register notice from Congress and implemented by HUD after a presidentially-declared disaster.

CORE DECISION ITEM

Department: Economic Development
Division: Business and Community Solutions
Core: Community Development Block Grant (CDBG) Federal Stimulus

Budget Unit 43047C

HB Section 7.045

1. CORE FINANCIAL SUMMARY

	FY 2025 Budget Request			
	GR	Federal	Other	Total
PS	0	0	0	0
EE	0	0	0	0
PSD	0	30,123,396	0	30,123,396
TRF	0	0	0	0
Total	0	30,123,396	0	30,123,396
FTE	0.00	0.00	0.00	0.00

Est. Fringe	0	0	0	0
--------------------	---	---	---	---

Note: Fringes budgeted in House Bill 5 except for certain fringes budgeted directly to MoDOT, Highway Patrol, and Conservation.

Federal Funds: Economic Development Federal Stimulus Fund (2360)

	FY 2025 Governor's Recommendation			
	GR	Fed	Other	Total
PS	0	0	0	0
EE	0	0	0	0
PSD	0	30,123,396	0	30,123,396
TRF	0	0	0	0
Total	0	30,123,396	0	30,123,396
FTE	0.00	0.00	0.00	0.00

Est. Fringe	0	0	0	0
--------------------	---	---	---	---

Note: Fringes budgeted in House Bill 5 except for certain fringes budgeted directly to MoDOT, Highway Patrol, and Conservation.

Federal Funds: Economic Development Federal Stimulus Fund (2360)

2. CORE DESCRIPTION

The Community Development Block Grant-Covid (CDBG-CV) program provides federal grants awarded by the U.S. Department of Housing and Urban Development (HUD) to cities and counties for community development projects that: (1) benefit at least 51% low and moderate income persons; (2) eliminate slum and blight; or (3) meet urgent threats to health and safety. All projects are required to demonstrate how they assist the community preventing, preparing for, or recovering from COVID-19 impacts.

CDBG-eligible projects may include: (1) infrastructure expansion and improvement (water, sewer, bridge, street, drainage); (2) community facility improvements and additions (e.g. senior centers, food banks, fire stations, child education centers, etc.); (3) demolition of vacant, dilapidated structures; (4) certain economic development projects to help communities grow local businesses, attract new businesses, and provide crucial capital to spur entrepreneurship; and (5) emergency/disaster recovery funding that provides assistance to communities to address conditions that pose a serious and immediate threat to the health and welfare of the community.

In response to the coronavirus, HUD allocated approximately \$43 million from CARES Act CDBG funds for the state to prepare, respond, and recover from COVID-19 impacts to Missouri.

CORE DECISION ITEM

Department: Economic Development
Division: Business and Community Solutions
Core: Community Development Block Grant (CDBG) Federal Stimulus

Budget Unit 43047C

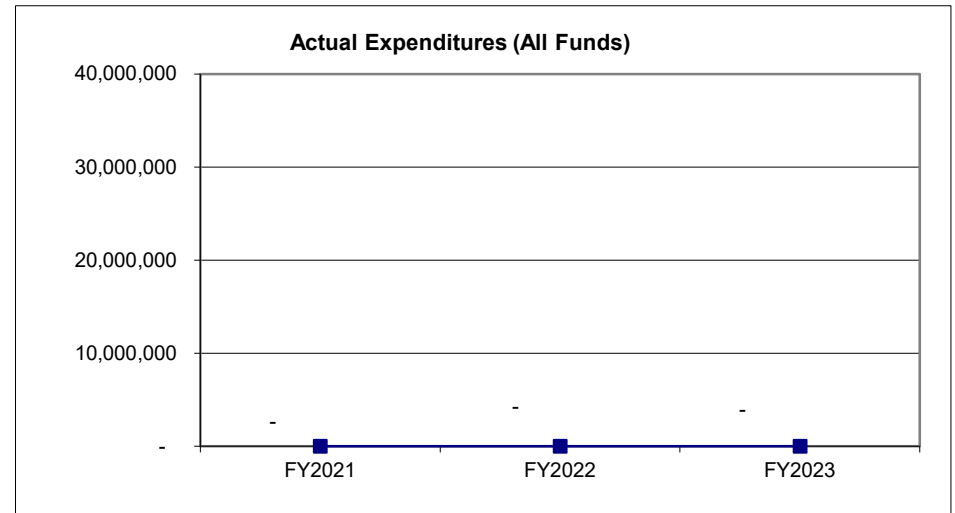
HB Section 7.045

3. PROGRAM LISTING (list programs included in this core funding)

Community Development Block Grant (CDBG) Federal Stimulus

4. FINANCIAL HISTORY

	FY2021 Actual	FY2022 Actual	FY2023 Actual	FY2024 Current Yr.
Appropriation (All Funds)	0	0	0	30,123,396
Less Reverted (All Funds)	0	0	0	0
Less Restricted (All Funds)*	0	0	0	0
Budget Authority (All Funds)	0	0	0	30,123,396
Actual Expenditures (All Funds)	-	-	-	N/A
Unexpended (All Funds)	0	0	0	N/A
Unexpended, by Fund:				
General Revenue	0	0	0	N/A
Federal	0	0	0	N/A
Other	0	0	0	N/A
	(1)	(1)	(1)	



*Restricted amount is as of: _____

Reverted includes Governor's standard 3 percent reserve (when applicable).

Restricted includes any extraordinary expenditure restriction (when applicable).

NOTES: (1) Spending for CDBG-Federal Stimulus from FY2022-FY2023 can found in the CDBG regular Core Decision Item (CDI) form. The CDBG programs were separated in FY2024 for better transparency.

CORE RECONCILIATION DETAIL

**DEPARTMENT OF ECONOMIC DEVELOPMENT
CDBG FEDERAL STIMULUS PROGRAM**

5. CORE RECONCILIATION DETAIL

	Budget Class	FTE	GR	Federal	Other	Total	Explanation
TAFP AFTER VETOES							
	PD	0.00	0	30,123,396	0	30,123,396	
	Total	0.00	0	30,123,396	0	30,123,396	
DEPARTMENT CORE REQUEST							
	PD	0.00	0	30,123,396	0	30,123,396	
	Total	0.00	0	30,123,396	0	30,123,396	
GOVERNOR'S RECOMMENDED CORE							
	PD	0.00	0	30,123,396	0	30,123,396	
	Total	0.00	0	30,123,396	0	30,123,396	

Department of Economic Development

DECISION ITEM SUMMARY

Budget Unit								
Decision Item	FY 2023	FY 2023	FY 2024	FY 2024	FY 2025	FY 2025	FY 2025	FY 2025
Budget Object Summary	ACTUAL	ACTUAL	BUDGET	BUDGET	DEPT REQ	DEPT REQ	GOV REC	GOV REC
Fund	DOLLAR	FTE	DOLLAR	FTE	DOLLAR	FTE	DOLLAR	FTE
CDBG FEDERAL STIMULUS PROGRAM								
CORE								
PROGRAM-SPECIFIC								
DED FEDERAL STIMULUS	0	0.00	30,123,396	0.00	30,123,396	0.00	30,123,396	0.00
TOTAL - PD	0	0.00	30,123,396	0.00	30,123,396	0.00	30,123,396	0.00
TOTAL	0	0.00	30,123,396	0.00	30,123,396	0.00	30,123,396	0.00
GRAND TOTAL	\$0	0.00	\$30,123,396	0.00	\$30,123,396	0.00	\$30,123,396	0.00

Department of Economic Development

DECISION ITEM DETAIL

Budget Unit	FY 2023	FY 2023	FY 2024	FY 2024	FY 2025	FY 2025	FY 2025	FY 2025
Decision Item	ACTUAL	ACTUAL	BUDGET	BUDGET	DEPT REQ	DEPT REQ	GOV REC	GOV REC
Budget Object Class	DOLLAR	FTE	DOLLAR	FTE	DOLLAR	FTE	DOLLAR	FTE
CDBG FEDERAL STIMULUS PROGRAM								
CORE								
PROGRAM DISTRIBUTIONS	0	0.00	30,123,396	0.00	30,123,396	0.00	30,123,396	0.00
TOTAL - PD	0	0.00	30,123,396	0.00	30,123,396	0.00	30,123,396	0.00
GRAND TOTAL	\$0	0.00	\$30,123,396	0.00	\$30,123,396	0.00	\$30,123,396	0.00
GENERAL REVENUE	\$0	0.00	\$0	0.00	\$0	0.00	\$0	0.00
FEDERAL FUNDS	\$0	0.00	\$30,123,396	0.00	\$30,123,396	0.00	\$30,123,396	0.00
OTHER FUNDS	\$0	0.00	\$0	0.00	\$0	0.00	\$0	0.00

PROGRAM DESCRIPTION

Department: Economic Development

HB Sections: 7.045

Program Name: Community Development Block Grant Program Federal Stimulus

Program is found in the following core budget(s): CDBG Program (Federal Stimulus)

1a. What strategic priority does this program address?

Community Development

1b. What does this program do?

The Community Development Block Grant- COVID (CDBG-CV) program provides funding and expertise to develop viable communities and build economic development capacity by leveraging resources and connecting stakeholders toward a common goal while meeting one or more of the following criteria:

- (1) Benefit at least 51% low and moderate income (LMI) persons; (2) eliminate slum and blight; or (3) meet urgent threats to health and safety. CDBG is a federally-funded program that provides grants to "non-entitlement" communities, or municipalities with populations under 50,000 and counties with populations under 200,000 for preventing, preparing for, or recovering from COVID-19 impacts, but Federal Registers governing the use of CDBG special allocations allow a portion of funding to provide grants to entitlement communities.

The State administers multiple CDBG grants, many of which are reserved for specific purposes identified by federal register. This CDI is exclusively for the 2020 CDBG-COVID (CDBG-CV) - \$43,033,423 - to help communities prevent, prepare for, and respond to COVID-19 in a variety of ways.

2a. Provide an activity measure(s) for the program.

	FY2021 Actual	FY2022 Projected	FY2022 Actual	FY2023 Projected	FY2023 Actual	FY2024 Projected	FY2025 Projected	FY2026 Projected
CDBG-CV Funds Obligated	N/A	N/A	\$42.7 M	\$41.7 M	\$42.7 M	\$43.0 M	\$43.0 M	\$43.0 M
CDBG-CV Funds Expended	0	\$20M	\$.36M	\$10.8 M	\$4.2 M	\$6.5 M	\$10.8 M	\$15.1 M
Projects Closed	N/A	N/A	N/A	11	44	44	44	44

Note 1: Numbers are based on funds drawn on projects per Fiscal Year. Average period of performance for a CDBG project is 3 years; therefore, the annual expenditure and actual amount take into account each project spending a percentage of total allocation. A majority of project expenditures are anticipated to occur in FY2024.

Note 2: CARES Act CDBG-CV Funds are projected to expend from FY2022 to FY2025.

Note 3: DED did not receive an executed grant agreement from HUD until June 2021 and delays were experienced in obligating funds. DED has since obligated nearly all non-administrative funds to local projects and anticipates no issue in meeting obligation or expenditures timeliness requirements from HUD.

Note 4: CDBG-CV is a one-time allocation. This number is not expected to change, so Projects Closed will demonstrate activity under the program over time.

2b. Provide a measure(s) of the program's quality.

	FY2021 Actual	FY2022 Projected	FY2022 Actual	FY2023 Projected	FY2023 Actual	FY2024 Projected	FY2025 Projected	FY2026 Projected
Customer Service Experience	74%	95%	85%	95%	77%	95%	95%	95%

Note 1: Percentage of customers who rated their experience as "very" or "somewhat" positive.

Note 2: FY2023 results based on May 2023 survey that included 31 respondents.

Note 3: Customer Service Experience includes feedback related to all CDBG programs.

PROGRAM DESCRIPTION

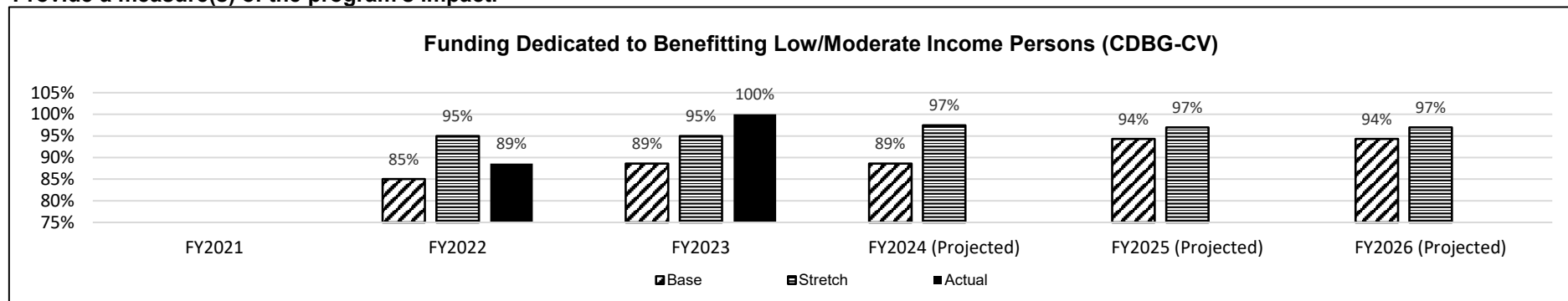
Department: **Economic Development**

HB Sections: **7.045**

Program Name: **Community Development Block Grant Program Federal Stimulus**

Program is found in the following core budget(s): **CDBG Program (Federal Stimulus)**

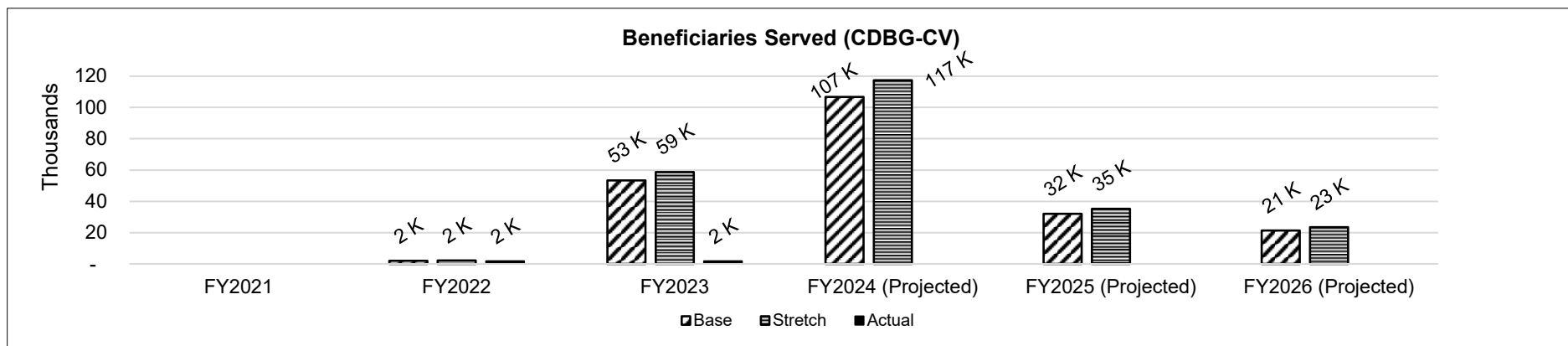
2c. Provide a measure(s) of the program's impact.



Note 1: Calculated by dividing dollar amount of approved projects in a Fiscal Year that will benefit low and moderate income (LMI) persons by the total dollar amount of the grant.

Note 2: HUD requires that a minimum of 70% of the state's annual allocation be awarded for projects benefitting LMI persons; however, it is Missouri's goal that at least 85% of the projects will benefit LMI persons.

Note 3: Stretch target is set at 95% due to the fact that demolition (slum and blight national objective) and emergency (urgent threat national objective) projects might also need to be funded, and those national objectives do not require a 51% LMI benefit; therefore, Stretch includes a "cushion" for those emergency projects.



Note 1: Beneficiaries Served are individuals directly or indirectly served by the project being performed. Current and past Beneficiaries Served are reported based on projects that are completed and closed within a fiscal year. Projected Beneficiaries Served are based on estimates included in proposals and applications.

Note 2: Beneficiaries Served is limited by the population characteristics of the applicant, including %LMI and HUD-identified disaster impact level. As such, stretch goal is inherently limited per population. To reflect this limitation, stretch targets are stated as 10% above base.

Note 3: Beneficiaries Served (CDBG-CV) has multiple variables since funds may be used for: (1) both entitlement (more densely populated) and non-entitlement (less densely populated) communities; and (2) infrastructure projects which indirectly affects a bigger population.

PROGRAM DESCRIPTION

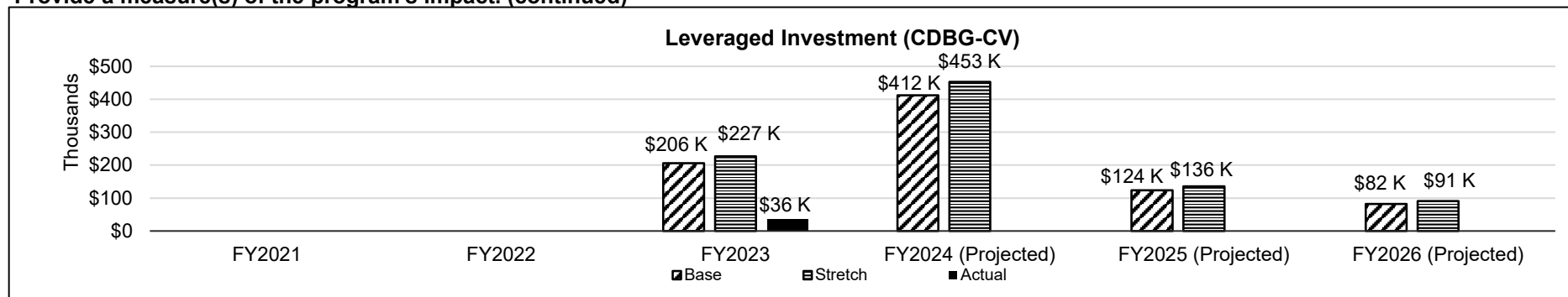
Department: **Economic Development**

HB Sections: **7.045**

Program Name: **Community Development Block Grant Program Federal Stimulus**

Program is found in the following core budget(s): **CDBG Program (Federal Stimulus)**

2c. Provide a measure(s) of the program's impact. (continued)



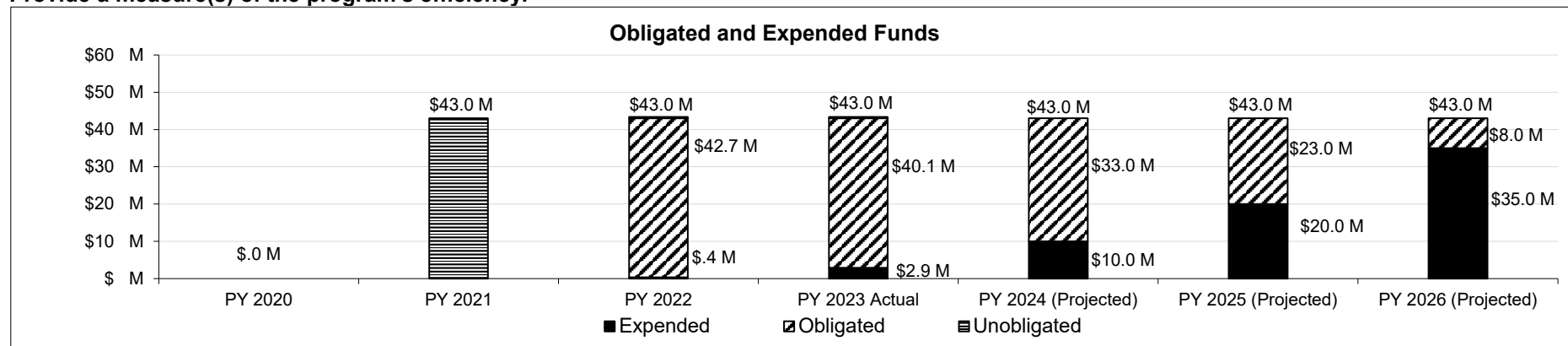
Note 1: CDBG does not require matching from subrecipients, as it acts as a gap financing tool. Leveraged funds vary by project based on the financial resources available to the subrecipient at the time of application, which is highly variable.

Note 2: Leveraged investment are non-CDBG-CV funds (local, state, or federal) that are used in conjunction with CDBG-CV funds to aid in financing a particular project.

Note 3: Leveraged investment calculation based on all CDBG projects except economic development which have high variations by project and year.

Note 4: Future projected Base is calculated using the average of previous years while the Stretch calculation utilizes this number and increases projection by 10%.

2d. Provide a measure(s) of the program's efficiency.



Note 1: Missouri's CDBG - CV Grant Award was ~\$43.0 M.

Note 2: "PY" = Program Year April 1 - March 31.

Note 3: HUD requires all CDBG - CV funds to be expended by August 2027.

PROGRAM DESCRIPTION

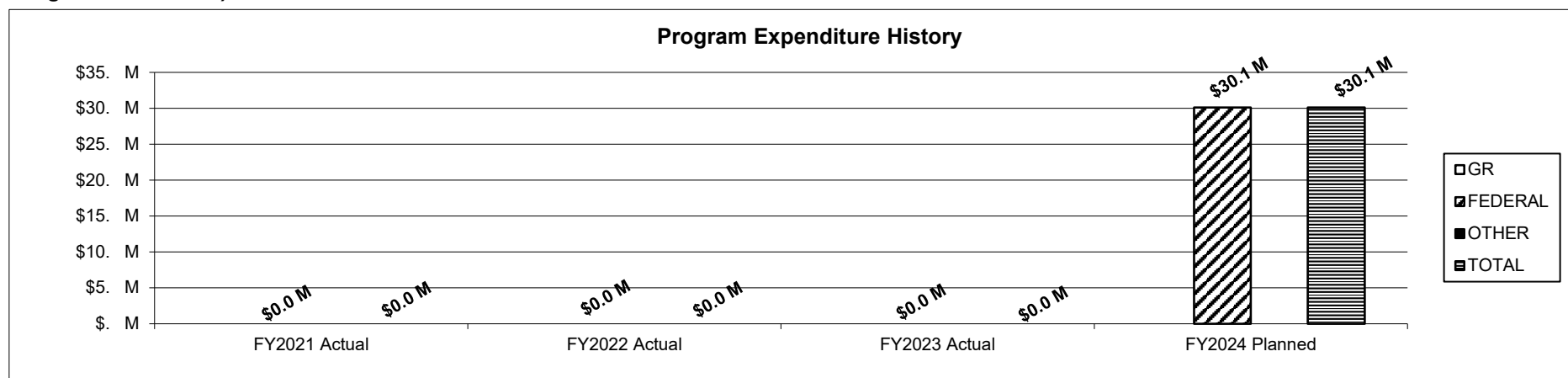
Department: **Economic Development**

HB Sections: **7.045**

Program Name: **Community Development Block Grant Program Federal Stimulus**

Program is found in the following core budget(s): **CDBG Program (Federal Stimulus)**

3. Provide actual expenditures for the prior three fiscal years and planned expenditures for the current fiscal year. *(Note: Amounts do not include fringe benefit costs.)*



Note: Expenditure History from FY2022 and FY2023 can be found in the CDBG regular Program Description (PD) form. The CDBG programs were separated in FY2024 for better transparency.

4. What are the sources of the "Other " funds?

N/A

5. What is the authorization for this program, i.e., federal or state statute, etc.? (Include the federal program number, if applicable.)

42 USC Section 5301 et. Seq., 24 CFR Part 570, and the MO Consolidated Plan submitted to the US Dept. of Housing and Urban Development.

6. Are there federal matching requirements? If yes, please explain.

No, the \$1 for \$1 match required for the State's administrative funds, after the first \$100,000 was waived by federal register for the CV program.

7. Is this a federally mandated program? If yes, please explain.

The program is a formula block grant provided to the State of Missouri, established by a federal register notice from Congress and implemented by HUD for the prevention, preparation, or recovery from COVID-19.

CORE DECISION ITEM

Department: Economic Development					Budget Unit	<u>43055C</u>			
Division: Business and Community Solutions					HB Section	<u>7.055</u>			
Core: Main Street Program									
1. CORE FINANCIAL SUMMARY									
	FY 2025 Budget Request					FY 2025 Governor's Recommendation			
	GR	Federal	Other	Total		GR	Fed	Other	Total
PS	0	0	0	0	PS	0	0	0	0
EE	0	0	0	0	EE	0	0	0	0
PSD	0	0	0	0	PSD	0	0	0	0
TRF	0	0	0	0	TRF	0	0	0	0
Total	0	0	0	0	Total	0	0	0	0
FTE	0.00	0.00	0.00	0.00	FTE	0.00	0.00	0.00	0.00
Est. Fringe	0	0	0	0	Est. Fringe	0	0	0	0
<i>Note: Fringes budgeted in House Bill 5 except for certain fringes budgeted directly to MoDOT, Highway Patrol, and Conservation.</i>					<i>Note: Fringes budgeted in House Bill 5 except for certain fringes budgeted directly to MoDOT, Highway Patrol, and Conservation.</i>				
Other Funds:					Other Funds:				
Notes:					Notes:				
2. CORE DESCRIPTION									
<p>This core decision item establishes the spending authority for the Main Street Program, a community revitalization training program administered by the nonprofit Missouri Main Street Connection (MMSC). The Department of Economic Development (DED) contracts with the MMSC programs on behalf of Missouri communities. The program provides technical assistance and training for local governments, business organizations, merchants, and property owners across the State to enhance their community and economic revitalization efforts for older central business districts and neighborhoods.</p> <p>MMSC pays a membership to the National Main Street organization, which provides the services of a Senior Program Officer to (1) review the communities' progress and accomplishments and (2) determine if they are meeting the 10 designated criteria established by National Main Street Center to become nationally recognized.</p> <p>The reduction of the core here is due to the need of a fund switch from the Economic Development Advancement Fund (EDAF) to General Revenue via New Decision Item #s 1419007 and 1419008.</p>									
3. PROGRAM LISTING (list programs included in this core funding)									
Main Street Program									

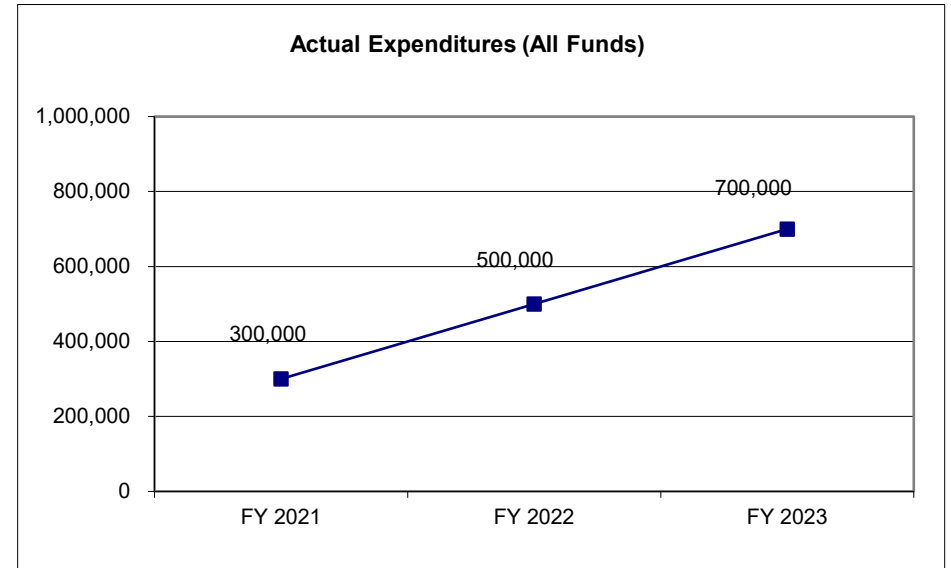
CORE DECISION ITEM

Department: Economic Development
Division: Business and Community Solutions
Core: Main Street Program

Budget Unit 43055C
HB Section 7.055

4. FINANCIAL HISTORY

	FY 2021 Actual	FY 2022 Actual	FY 2023 Actual	FY 2024 Current Yr.
Appropriation (All Funds)	300,000	500,000	700,000	1,000,000
Less Reverted (All Funds)	0	0	0	0
Less Restricted (All Funds)*	0	0	0	0
Budget Authority (All Funds)	300,000	500,000	700,000	1,000,000
Actual Expenditures (All Funds)	300,000	500,000	700,000	N/A
Unexpended (All Funds)	0	0	0	N/A
Unexpended, by Fund:				
General Revenue	0	0	0	N/A
Federal	0	0	0	N/A
Other	0	0	0	N/A



*Restricted amount is as of: _____

Reverted includes Governor's standard 3 percent reserve (when applicable).
 Restricted includes any extraordinary expenditure restriction (when applicable).

NOTES:

CORE RECONCILIATION DETAIL

DEPARTMENT OF ECONOMIC DEVELOPMENT MAINSTREET PROGRAM

5. CORE RECONCILIATION DETAIL

		Budget Class	FTE	GR	Federal	Other	Total	Explanation
TAFP AFTER VETOES								
	PD		0.00	0	0	1,000,000	1,000,000	
	Total		0.00	0	0	1,000,000	1,000,000	
DEPARTMENT CORE ADJUSTMENTS								
Core Reduction	1115 5108	PD	0.00	0	0	(1,000,000)	(1,000,000)	Core Reduction - Tied to Fund Switch NDI #s 1419007 and 1419008
NET DEPARTMENT CHANGES			0.00	0	0	(1,000,000)	(1,000,000)	
DEPARTMENT CORE REQUEST								
	PD		0.00	0	0	0	0	
	Total		0.00	0	0	0	0	
GOVERNOR'S RECOMMENDED CORE								
	PD		0.00	0	0	0	0	
	Total		0.00	0	0	0	0	

Department of Economic Development

DECISION ITEM SUMMARY

Budget Unit								
Decision Item	FY 2023	FY 2023	FY 2024	FY 2024	FY 2025	FY 2025	FY 2025	FY 2025
Budget Object Summary	ACTUAL	ACTUAL	BUDGET	BUDGET	DEPT REQ	DEPT REQ	GOV REC	GOV REC
Fund	DOLLAR	FTE	DOLLAR	FTE	DOLLAR	FTE	DOLLAR	FTE
MAINSTREET PROGRAM								
CORE								
PROGRAM-SPECIFIC								
ECON DEVELOP ADVANCEMENT FUND	700,000	0.00	1,000,000	0.00	0	0.00	0	0.00
TOTAL - PD	700,000	0.00	1,000,000	0.00	0	0.00	0	0.00
TOTAL	700,000	0.00	1,000,000	0.00	0	0.00	0	0.00
Main St Fund Switch (Auth) - 1419008								
PROGRAM-SPECIFIC								
MO MAIN STREET PROGRAM FUND	0	0.00	0	0.00	700,000	0.00	1,450,000	0.00
TOTAL - PD	0	0.00	0	0.00	700,000	0.00	1,450,000	0.00
TOTAL	0	0.00	0	0.00	700,000	0.00	1,450,000	0.00
GRAND TOTAL	\$700,000	0.00	\$1,000,000	0.00	\$700,000	0.00	\$1,450,000	0.00

1/24/24 11:45

im_disummary

Department of Economic Development

DECISION ITEM SUMMARY

Budget Unit								
Decision Item	FY 2023	FY 2023	FY 2024	FY 2024	FY 2025	FY 2025	FY 2025	FY 2025
Budget Object Summary	ACTUAL	ACTUAL	BUDGET	BUDGET	DEPT REQ	DEPT REQ	GOV REC	GOV REC
Fund	DOLLAR	FTE	DOLLAR	FTE	DOLLAR	FTE	DOLLAR	FTE
MAIN STREET PROGRAM TRANSFER								
Main St Fund Switch (GR Trf) - 1419007								
FUND TRANSFERS								
GENERAL REVENUE	0	0.00	0	0.00	721,000	0.00	1,450,000	0.00
TOTAL - TRF	0	0.00	0	0.00	721,000	0.00	1,450,000	0.00
TOTAL	0	0.00	0	0.00	721,000	0.00	1,450,000	0.00
GRAND TOTAL	\$0	0.00	\$0	0.00	\$721,000	0.00	\$1,450,000	0.00

Department of Economic Development

DECISION ITEM DETAIL

Budget Unit	FY 2023	FY 2023	FY 2024	FY 2024	FY 2025	FY 2025	FY 2025	FY 2025
Decision Item	ACTUAL	ACTUAL	BUDGET	BUDGET	DEPT REQ	DEPT REQ	GOV REC	GOV REC
Budget Object Class	DOLLAR	FTE	DOLLAR	FTE	DOLLAR	FTE	DOLLAR	FTE
MAINSTREET PROGRAM								
CORE								
PROGRAM DISTRIBUTIONS	700,000	0.00	1,000,000	0.00	0	0.00	0	0.00
TOTAL - PD	700,000	0.00	1,000,000	0.00	0	0.00	0	0.00
GRAND TOTAL	\$700,000	0.00	\$1,000,000	0.00	\$0	0.00	\$0	0.00
GENERAL REVENUE	\$0	0.00	\$0	0.00	\$0	0.00		0.00
FEDERAL FUNDS	\$0	0.00	\$0	0.00	\$0	0.00		0.00
OTHER FUNDS	\$700,000	0.00	\$1,000,000	0.00	\$0	0.00		0.00

PROGRAM DESCRIPTION

Department: Economic Development

HB Section(s): 7.050

Program Name: Main Street

Program is found in the following core budget(s): Main Street

1a. What strategic priority does this program address?

Community Development

1b. What does this program do?

- The purpose of the Main Street Program is to provide educational workshops, technical assistance, and training for representatives from Missouri's local governments, business organizations, merchants, and property owners to enhance their community and economic revitalization efforts for older central business districts and neighborhoods.
- On behalf of Missouri communities, the Department of Economic Development (DED) contracts with the nonprofit Missouri Main Street Connection (MMSMC) to administer this statewide program.
- MMSMC provides a payment to the National Main Street Center for the State Coordinator Partner Membership. This membership provides the services of a Senior Program Officer to (1) assess the communities' progress and accomplishments and (2) determine if they are meeting the designated criteria established by National Main Street Center to become nationally recognized as an accredited community.

2a. Provide an activity measure(s) for the program.

	FY2021		FY2022		FY2023		FY2024	FY2025	FY2026
	Projected	Actual	Projected	Actual	Projected	Actual	Projected	Projected	Projected
Individuals Trained	2,700	3,030	2,800	3,284	3,448	3,403	3,450	3,550	3,650
Assessed Communities	55	48	58	59	60	64	62	64	66
Accredited Communities	50	45	52	54	54	62	56	58	60

Note: Projected amounts are calculated by an approximate average increase of 5% in Individuals Trained, an increase of an approximate average of 2 communities assessed each year and an increase of an average of 2 communities accredited each year.

2b. Provide a measure(s) of the program's quality.

	FY2021	FY2022		FY2023		FY2024	FY2025	FY2026
	Actual	Projected	Actual	Projected	Actual	Projected	Projected	Projected
Customers Satisfied with Knowledge of MMSMC Staff	95%	95%	95%	95%	96%	96%	96%	96%
Customers Satisfied with Information/ Presentations Received from MMSMC	95%	95%	95%	95%	92%	95%	95%	95%
Customers Satisfied with Overall Experience with MMSMC	95%	95%	93%	95%	94%	95%	95%	95%

Note 1: In FY2023, 228 customers responded to the satisfaction survey.

Note 2: Results of customer survey depicts percentage of respondents that were somewhat or very satisfied with service.

PROGRAM DESCRIPTION

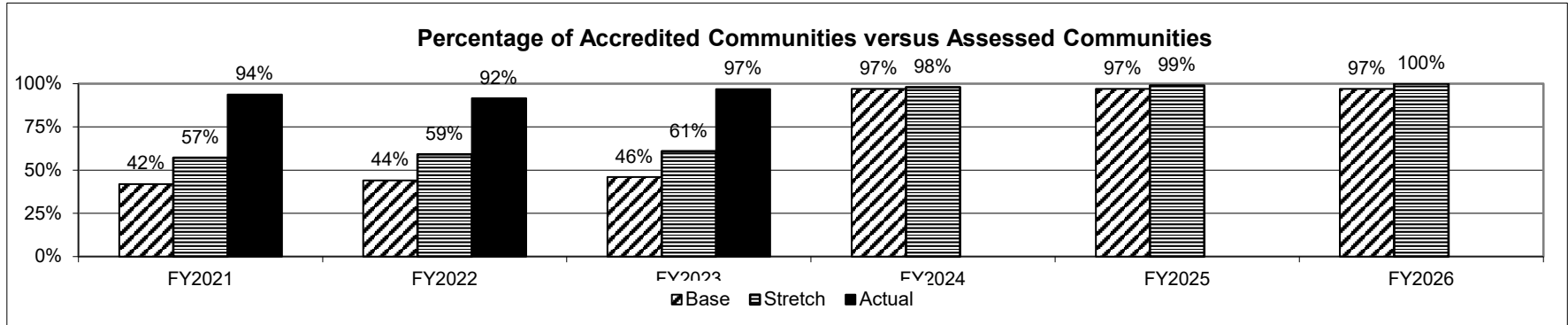
Department: Economic Development

HB Section(s): 7.050

Program Name: Main Street

Program is found in the following core budget(s): Main Street

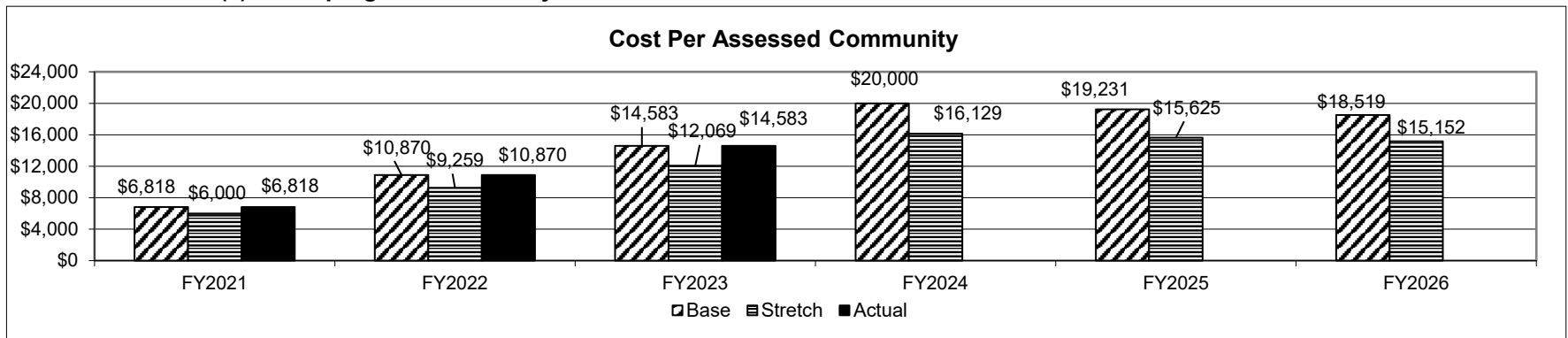
2c. Provide a measure(s) of the program's impact.



Note 1: Depicts ratio of Communities Receiving National Accreditation versus Assessed Communities.

Note 2: Base target meets FY2023 Actual and Stretch target assumes an increase of 1 percentage point from prior year Stretch target.

2d. Provide a measure(s) of the program's efficiency.



Note 1: Depicts Program Dollars spent per Assessed Community.

Note 2: Base target is an increase of an additional two assessed communities from prior year and stretch is an increase of an additional four assessed communities from prior year.

Note 3: The appropriation for MMSC increased to \$500,000 in FY2022, \$700,000 in FY2023, and then \$1,000,000 in FY2024.

PROGRAM DESCRIPTION

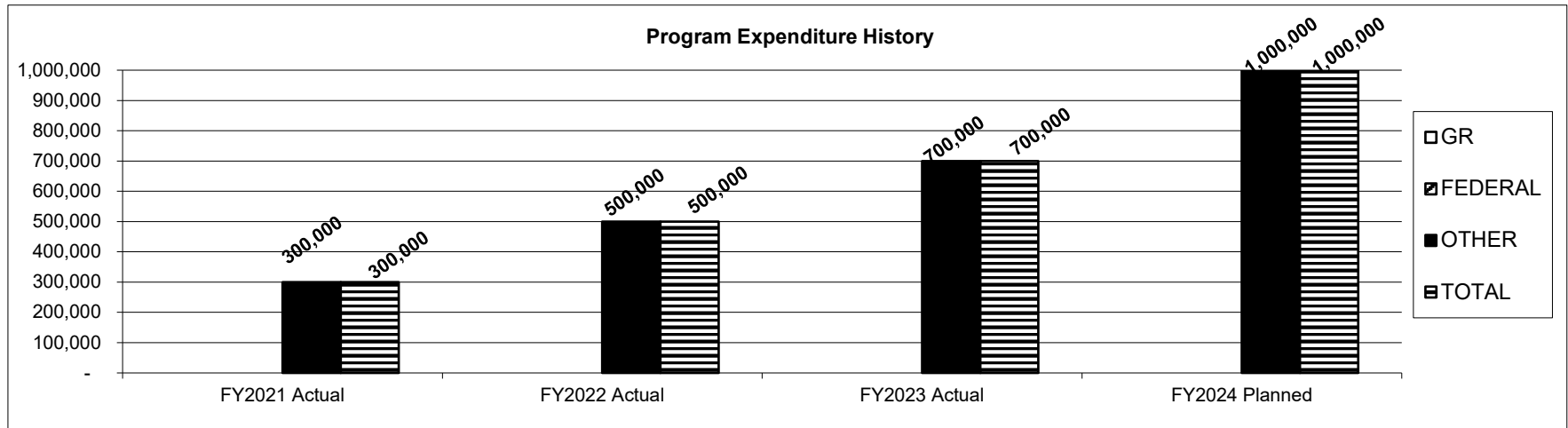
Department: Economic Development

HB Section(s): 7.050

Program Name: Main Street

Program is found in the following core budget(s): Main Street

3. Provide actual expenditures for the prior three fiscal years and planned expenditures for the current fiscal year. *(Note: Amounts do not include fringe benefit costs.)*



4. What are the sources of the "Other " funds?

Economic Development Advancement Fund (0783)

5. What is the authorization for this program, i.e., federal or state statute, etc.? (Include the federal program number, if applicable.)

Sections 251.470 to 251.485, RSMo.

6. Are there federal matching requirements? If yes, please explain.

No

7. Is this a federally mandated program? If yes, please explain.

No

NEW DECISION ITEM
RANK: 20 OF 22

Department of Economic Development	Budget Unit	43064C
Division: Business and Community Solutions		
DI Name: Main Street GR Transfer Fund Switch	HB Section	7.049
DI#1419007		

1. AMOUNT OF REQUEST

	FY 2025 Budget Request			
	GR	Federal	Other	Total
PS	0	0	0	0
EE	0	0	0	0
PSD	0	0	0	0
TRF	721,000	0	0	721,000
Total	721,000	0	0	721,000
FTE	0.00	0.00	0.00	0.00

Est. Fringe	0	0	0	0
-------------	---	---	---	---

Note: Fringes budgeted in House Bill 5 except for certain fringes budgeted directly to MoDOT, Highway Patrol, and Conservation.

Other Funds:
Non-Counts:

	FY 2025 Governor's Recommendation			
	GR	Federal	Other	Total
PS	0	0	0	0
EE	0	0	0	0
PSD	0	0	0	0
TRF	1,450,000	0	0	1,450,000
Total	1,450,000	0	0	1,450,000
FTE	0.00	0.00	0.00	0.00

Est. Fringe	0	0	0	0
-------------	---	---	---	---

Note: Fringes budgeted in House Bill 5 except for certain fringes budgeted directly to MoDOT, Highway Patrol, and Conservation.

Other Funds:
Non-Counts:

2. THIS REQUEST CAN BE CATEGORIZED AS:

<input type="checkbox"/> New Legislation	<input type="checkbox"/> New Program	<input checked="" type="checkbox"/> Fund Switch
<input type="checkbox"/> Federal Mandate	<input type="checkbox"/> Program Expansion	<input type="checkbox"/> Cost to Continue
<input type="checkbox"/> GR Pick-Up	<input type="checkbox"/> Space Request	<input type="checkbox"/> Equipment Replacement
<input type="checkbox"/> Pay Plan	<input type="checkbox"/> Other:	

3. WHY IS THIS FUNDING NEEDED? PROVIDE AN EXPLANATION FOR ITEMS CHECKED IN #2. INCLUDE THE FEDERAL OR STATE STATUTORY OR CONSTITUTIONAL AUTHORIZATION FOR THIS PROGRAM.

This New Decision Item is needed to switch the fund source for the Main Street program from the Economic Development Advancement Fund (EDAF) to General Revenue, which requires a GR transfer into the Missouri Main Street Fund. The Main Street Program was originally funded by a GR transfer into the Missouri Main Street Program Fund per § 251.485, RSMo, and was switched to EDAF with the FY2014 budget due to GR shortfalls. With an increase in the amount of appropriations, EDAF can no longer support the number of assigned appropriations. Please refer to the graph under number 6 below. DED will focus the appropriations from EDAF back to the main purpose of supporting DED's marketing efforts under § 620.1900.5, RSMo.

NEW DECISION ITEM
RANK: 20 OF 22

Department of Economic Development	Budget Unit	43064C
Division: Business and Community Solutions		
DI Name: Main Street GR Transfer Fund Switch	DI#1419007	HB Section 7.049

4. DESCRIBE THE DETAILED ASSUMPTIONS USED TO DERIVE THE SPECIFIC REQUESTED AMOUNT. (How did you determine that the requested number of FTE were appropriate? From what source or standard did you derive the requested levels of funding? Were alternatives such as outsourcing or automation considered? If based on new legislation, does request tie to TAFP fiscal note? If not, explain why. Detail which portions of the request are one-times and how those amounts were calculated.)

The NDI includes the transfer from General Revenue to the Missouri Main Street Fund.

5. BREAK DOWN THE REQUEST BY BUDGET OBJECT CLASS, JOB CLASS, AND FUND SOURCE. IDENTIFY ONE-TIME COSTS.

Budget Object Class/Job Class	Dept Req GR DOLLARS	Dept Req GR FTE	Dept Req FED DOLLARS	Dept Req FED FTE	Dept Req OTHER DOLLARS	Dept Req OTHER FTE	Dept Req TOTAL DOLLARS	Dept Req TOTAL FTE	Dept Req One-Time DOLLARS
							0		
							0	0.0	
Total PS	<u>0</u>	<u>0.0</u>	<u>0</u>	<u>0.0</u>	<u>0</u>	<u>0.0</u>	<u>0</u>	<u>0.0</u>	<u>0</u>
							0		
							0		
Total EE	<u>0</u>		<u>0</u>		<u>0</u>		<u>0</u>		<u>0</u>
Program Distributions							0		
Total PSD	<u>0</u>		<u>0</u>		<u>0</u>		<u>0</u>		<u>0</u>
Transfers	721,000						721,000		
Total TRF	<u>721,000</u>		<u>0</u>		<u>0</u>		<u>721,000</u>		<u>0</u>
Grand Total	<u>721,000</u>	<u>0.0</u>	<u>0</u>	<u>0.0</u>	<u>0</u>	<u>0.0</u>	<u>721,000</u>	<u>0.0</u>	<u>0</u>

NEW DECISION ITEM
RANK: 20 OF 22

Department of Economic Development				Budget Unit		<u>43064C</u>			
Division: Business and Community Solutions				HB Section		<u>7.049</u>			
DI Name: Main Street GR Transfer Fund Switch				DI#1419007					
Budget Object Class/Job Class	Gov Rec GR DOLLARS	Gov Rec GR FTE	Gov Rec FED DOLLARS	Gov Rec FED FTE	Gov Rec OTHER DOLLARS	Gov Rec OTHER FTE	Gov Rec TOTAL DOLLARS	Gov Rec TOTAL FTE	Gov Rec One-Time DOLLARS
Total PS	0	0.0	0	0.0	0	0.0	0	0.0	0
Total EE	0		0		0		0		0
Program Distributions							0		
Total PSD	0		0		0		0		0
Transfers	1,450,000						1,450,000		
Total TRF	1,450,000		0		0		1,450,000		0
Grand Total	1,450,000	0.0	0	0.0	0	0.0	1,450,000	0.0	0

NEW DECISION ITEM
RANK: 20 OF 22

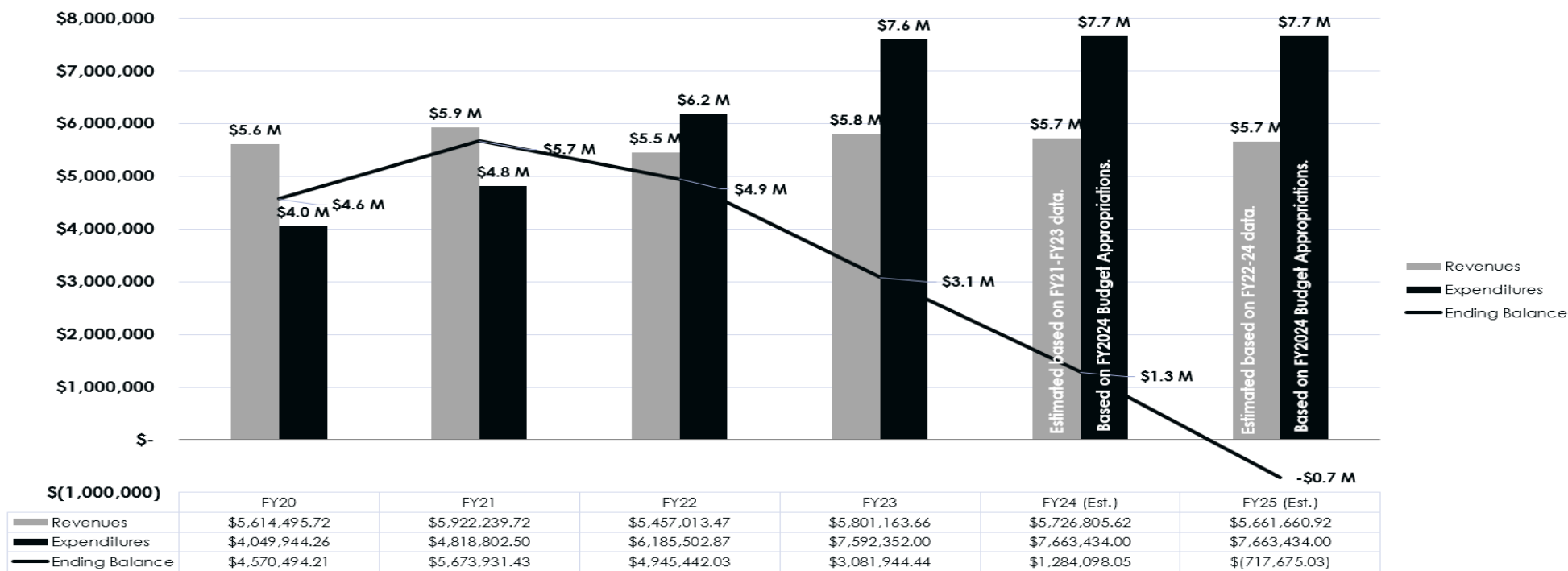
Department of Economic Development	Budget Unit	43064C
Division: Business and Community Solutions		
DI Name: Main Street GR Transfer Fund Switch	DI#1419007	HB Section
		7.049

6. PERFORMANCE MEASURES (If new decision item has an associated core, separately identify projected performance with & without additional funding.)

The chart below shows the EDAF revenues and expenditures from FY2020 through FY2025. We project that FY2025 will end with a negative balance if some appropriations are not moved to other fund sources.

DED estimates with approval of NDI #s 1419002, 1419004, 1419005, 1419007, and 1419008, the fund balance will begin growing again and reach \$1.8 million at the end of FY2025.

Economic Development Advancement Fund Balance Before Fund Switches



7. STRATEGIES TO ACHIEVE THE PERFORMANCE MEASUREMENT TARGETS:

This is a fund switch only. See Main Street Core for performance measures.

Department of Economic Development

DECISION ITEM DETAIL

Budget Unit	FY 2023	FY 2023	FY 2024	FY 2024	FY 2025	FY 2025	FY 2025	FY 2025
Decision Item	ACTUAL	ACTUAL	BUDGET	BUDGET	DEPT REQ	DEPT REQ	GOV REC	GOV REC
Budget Object Class	DOLLAR	FTE	DOLLAR	FTE	DOLLAR	FTE	DOLLAR	FTE
MAIN STREET PROGRAM TRANSFER								
Main St Fund Switch (GR Trf) - 1419007								
TRANSFERS OUT	0	0.00	0	0.00	721,000	0.00	1,450,000	0.00
TOTAL - TRF	0	0.00	0	0.00	721,000	0.00	1,450,000	0.00
GRAND TOTAL	\$0	0.00	\$0	0.00	\$721,000	0.00	\$1,450,000	0.00
GENERAL REVENUE	\$0	0.00	\$0	0.00	\$721,000	0.00	\$1,450,000	0.00
FEDERAL FUNDS	\$0	0.00	\$0	0.00	\$0	0.00	\$0	0.00
OTHER FUNDS	\$0	0.00	\$0	0.00	\$0	0.00	\$0	0.00

NEW DECISION ITEM
RANK: 21 OF 22

Department of Economic Development	Budget Unit	43055C
Division: Business and Community Solutions		
DI Name: Main Street Fund Switch	DI#1419008	HB Section 7.055

1. AMOUNT OF REQUEST

	FY 2025 Budget Request			
	GR	Federal	Other	Total
PS	0	0	0	0
EE	0	0	0	0
PSD	0	0	700,000	700,000
TRF	0	0	0	0
Total	0	0	700,000	700,000
FTE	0.00	0.00	0.00	0.00

Est. Fringe	0	0	0	0
<i>Note: Fringes budgeted in House Bill 5 except for certain fringes budgeted directly to MoDOT, Highway Patrol, and Conservation.</i>				

Other Funds: Missouri Main Street Fund (0596)
Non-Counts:

	FY 2025 Governor's Recommendation			
	GR	Federal	Other	Total
PS	0	0	0	0
EE	0	0	0	0
PSD	0	0	1,450,000	1,450,000
TRF	0	0	0	0
Total	0	0	1,450,000	1,450,000
FTE	0.00	0.00	0.00	0.00

Est. Fringe	0	0	0	0
<i>Note: Fringes budgeted in House Bill 5 except for certain fringes budgeted directly to MoDOT, Highway Patrol, and Conservation.</i>				

Other Funds: Missouri Main Street Fund (0596)
Non-Counts:

2. THIS REQUEST CAN BE CATEGORIZED AS:

<input type="checkbox"/> New Legislation	<input type="checkbox"/> New Program	<input checked="" type="checkbox"/> Fund Switch
<input type="checkbox"/> Federal Mandate	<input type="checkbox"/> Program Expansion	<input type="checkbox"/> Cost to Continue
<input type="checkbox"/> GR Pick-Up	<input type="checkbox"/> Space Request	<input type="checkbox"/> Equipment Replacement
<input type="checkbox"/> Pay Plan	<input type="checkbox"/> Other:	

3. WHY IS THIS FUNDING NEEDED? PROVIDE AN EXPLANATION FOR ITEMS CHECKED IN #2. INCLUDE THE FEDERAL OR STATE STATUTORY OR CONSTITUTIONAL AUTHORIZATION FOR THIS PROGRAM.

This New Decision Item is needed to switch the fund source for the Main Street program from the Economic Development Advancement Fund (EDAF) to General Revenue, which requires a GR transfer into the Missouri Main Street Fund. The Main Street Program was originally funded by a GR transfer into the Missouri Main Street Program Fund per § 251.485, RSMo, and was switched to EDAF with the FY2014 budget due to GR shortfalls. With an increase in the amount of appropriations, EDAF can no longer support the number of assigned appropriations. Please refer to the graph under number 6 below. DED will focus the appropriations from EDAF back to the main purpose of supporting DED's marketing efforts under § 620.1900.5, RSMo.

NEW DECISION ITEM
RANK: 21 OF 22

Department of Economic Development	Budget Unit	43055C
Division: Business and Community Solutions		
DI Name: Main Street Fund Switch	DI#1419008	HB Section 7.055

4. DESCRIBE THE DETAILED ASSUMPTIONS USED TO DERIVE THE SPECIFIC REQUESTED AMOUNT. (How did you determine that the requested number of FTE were appropriate? From what source or standard did you derive the requested levels of funding? Were alternatives such as outsourcing or automation considered? If based on new legislation, does request tie to TAFP fiscal note? If not, explain why. Detail which portions of the request are one-times and how those amounts were calculated.)

The NDI includes the appropriation authority for the Main Street program.

5. BREAK DOWN THE REQUEST BY BUDGET OBJECT CLASS, JOB CLASS, AND FUND SOURCE. IDENTIFY ONE-TIME COSTS.

Budget Object Class/Job Class	Dept Req GR DOLLARS	Dept Req GR FTE	Dept Req FED DOLLARS	Dept Req FED FTE	Dept Req OTHER DOLLARS	Dept Req OTHER FTE	Dept Req TOTAL DOLLARS	Dept Req TOTAL FTE	Dept Req One-Time DOLLARS
							0		
							0	0.0	
Total PS	<u>0</u>	<u>0.0</u>	<u>0</u>	<u>0.0</u>	<u>0</u>	<u>0.0</u>	<u>0</u>	<u>0.0</u>	<u>0</u>
							0		
							0		
							0		
Total EE	<u>0</u>		<u>0</u>		<u>0</u>		<u>0</u>		<u>0</u>
Program Distributions					700,000		700,000		
Total PSD	<u>0</u>		<u>0</u>		<u>700,000</u>		<u>700,000</u>		<u>0</u>
Transfers									
Total TRF	<u>0</u>		<u>0</u>		<u>0</u>		<u>0</u>		<u>0</u>
Grand Total	<u>0</u>	<u>0.0</u>	<u>0</u>	<u>0.0</u>	<u>700,000</u>	<u>0.0</u>	<u>700,000</u>	<u>0.0</u>	<u>0</u>

NEW DECISION ITEM
RANK: 21 OF 22

Department of Economic Development				Budget Unit		<u>43055C</u>			
Division: Business and Community Solutions				HB Section		<u>7.055</u>			
DI Name: Main Street Fund Switch				DI#1419008					
Budget Object Class/Job Class	Gov Rec GR DOLLARS	Gov Rec GR FTE	Gov Rec FED DOLLARS	Gov Rec FED FTE	Gov Rec OTHER DOLLARS	Gov Rec OTHER FTE	Gov Rec TOTAL DOLLARS	Gov Rec TOTAL FTE	Gov Rec One-Time DOLLARS
							0		
							0	0.0	
Total PS	<u>0</u>	<u>0.0</u>	<u>0</u>	<u>0.0</u>	<u>0</u>	<u>0.0</u>	<u>0</u>	<u>0.0</u>	<u>0</u>
							0		
							0		
							0		
Total EE	<u>0</u>		<u>0</u>		<u>0</u>		<u>0</u>		<u>0</u>
Program Distributions					<u>1,450,000</u>		<u>1,450,000</u>		
Total PSD	<u>0</u>		<u>0</u>		<u>1,450,000</u>		<u>1,450,000</u>		<u>0</u>
Transfers									
Total TRF	<u>0</u>		<u>0</u>		<u>0</u>		<u>0</u>		<u>0</u>
Grand Total	<u>0</u>	<u>0.0</u>	<u>0</u>	<u>0.0</u>	<u>1,450,000</u>	<u>0.0</u>	<u>1,450,000</u>	<u>0.0</u>	<u>0</u>

NEW DECISION ITEM
RANK: 21 OF 22

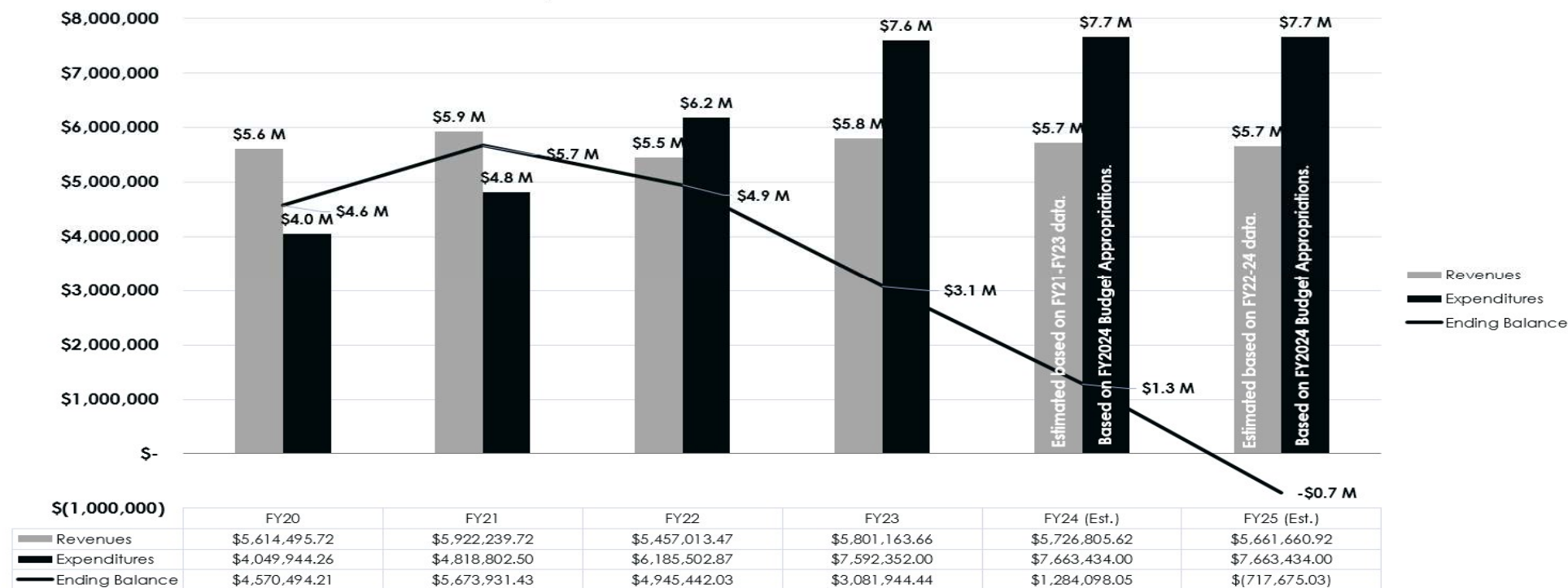
Department of Economic Development	Budget Unit	43055C
Division: Business and Community Solutions		
DI Name: Main Street Fund Switch	DI#1419008	HB Section
		7.055

6. PERFORMANCE MEASURES (If new decision item has an associated core, separately identify projected performance with & without additional funding.)

The chart below shows the EDAF revenues and expenditures from FY2020 through FY2025. We project that FY2025 will end with a negative balance if some appropriations are not moved to other fund sources.

DED estimates with approval of NDI #s 1419002, 1419004, 1419005, 1419007, and 1419008, the fund balance will begin growing again and reach \$1.8 million at the end of FY2025.

Economic Development Advancement Fund Balance Before Fund Switches



7. STRATEGIES TO ACHIEVE THE PERFORMANCE MEASUREMENT TARGETS:

This is a fund switch only. See Main Street Core for performance measures.

Department of Economic Development

DECISION ITEM DETAIL

Budget Unit	FY 2023	FY 2023	FY 2024	FY 2024	FY 2025	FY 2025	FY 2025	FY 2025
Decision Item	ACTUAL	ACTUAL	BUDGET	BUDGET	DEPT REQ	DEPT REQ	GOV REC	GOV REC
Budget Object Class	DOLLAR	FTE	DOLLAR	FTE	DOLLAR	FTE	DOLLAR	FTE
MAINSTREET PROGRAM								
Main St Fund Switch (Auth) - 1419008								
PROGRAM DISTRIBUTIONS	0	0.00	0	0.00	700,000	0.00	1,450,000	0.00
TOTAL - PD	0	0.00	0	0.00	700,000	0.00	1,450,000	0.00
GRAND TOTAL	\$0	0.00	\$0	0.00	\$700,000	0.00	\$1,450,000	0.00
GENERAL REVENUE	\$0	0.00	\$0	0.00	\$0	0.00	\$0	0.00
FEDERAL FUNDS	\$0	0.00	\$0	0.00	\$0	0.00	\$0	0.00
OTHER FUNDS	\$0	0.00	\$0	0.00	\$700,000	0.00	\$1,450,000	0.00

CORE DECISION ITEM

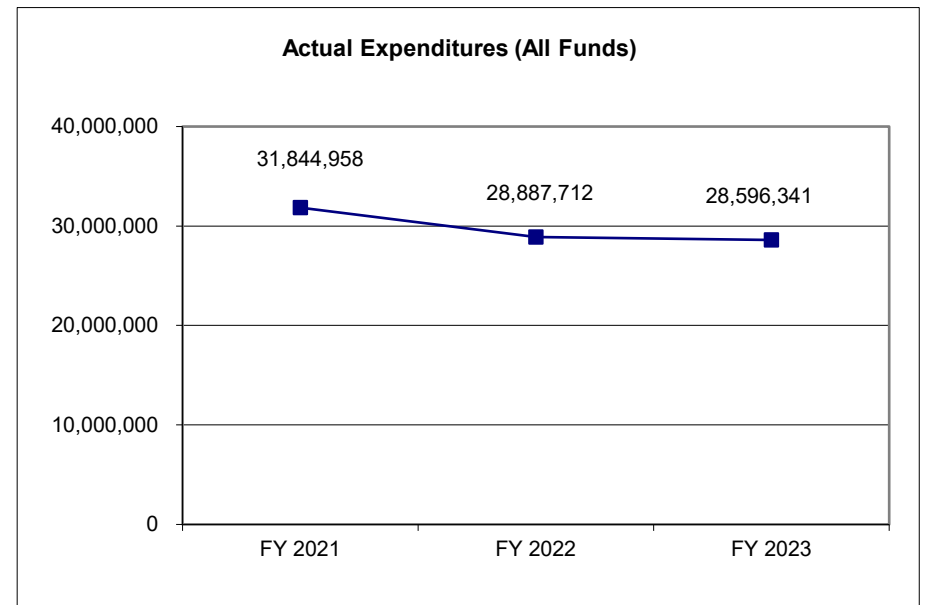
Department: Economic Development					Budget Unit					43065C									
Division: Business and Community Solutions																			
Core: Tax Increment Financing (TIF) Transfer										HB Section					7.060				
1. CORE FINANCIAL SUMMARY																			
FY 2025 Budget Request					FY 2025 Governor's Recommendation														
	GR	Federal	Other	Total		GR	Fed	Other	Total		GR	Fed	Other	Total					
PS	0	0	0	0	PS	0	0	0	0		0	0	0	0					
EE	0	0	0	0	EE	0	0	0	0		0	0	0	0					
PSD	0	0	0	0	PSD	0	0	0	0		0	0	0	0					
TRF	36,856,615	0	0	36,856,615	TRF	36,856,615	0	0	36,856,615		36,856,615	0	0	36,856,615					
Total	36,856,615	0	0	36,856,615	Total	36,856,615	0	0	36,856,615		36,856,615	0	0	36,856,615					
FTE	0.00	0.00	0.00	0.00	FTE	0.00	0.00	0.00	0.00		0.00	0.00	0.00	0.00					
Est. Fringe	0	0	0	0	Est. Fringe	0	0	0	0		0	0	0	0					
Note: Fringes budgeted in House Bill 5 except for certain fringes budgeted directly to MoDOT, Highway Patrol, and Conservation.					Note: Fringes budgeted in House Bill 5 except for certain fringes budgeted directly to MoDOT, Highway Patrol, and Conservation.														
Other Funds:					Other Funds:														
Notes:					Notes:														
2. CORE DESCRIPTION																			
This core decision item is the required General Revenue transfer that provides funding for the Tax Increment Financing (TIF) program. It provides funds to remit for the tax increment financing captured via state economic activity taxes generated as a result of planned redevelopment activities within a prescribed area. The net new taxes generated are captured in accordance with the law, for approved projects, and used to pay eligible redevelopment costs. Those costs include public infrastructure necessary to generate reuse of the properties.																			
3. PROGRAM LISTING (list programs included in this core funding)																			
State Tax Increment Financing Program																			

CORE DECISION ITEM

Department: Economic Development	Budget Unit	43065C
Division: Business and Community Solutions		
Core: Tax Increment Financing (TIF) Transfer	HB Section	7.060

4. FINANCIAL HISTORY

	FY 2021 Actual	FY 2022 Actual	FY 2023 Actual	FY 2024 Current Yr.
Appropriation (All Funds)	31,844,958	31,844,958	36,856,615	36,856,615
Less Reverted (All Funds)	0	(955,349)	(1,105,698)	(1,105,698)
Less Restricted (All Funds)*	0	0	0	0
Budget Authority (All Funds)	31,844,958	30,889,609	35,750,917	35,750,917
Actual Expenditures (All Funds)	31,844,958	28,887,712	28,596,341	N/A
Unexpended (All Funds)	0	2,001,897	7,154,576	N/A
Unexpended, by Fund:				
General Revenue	0	2,001,897	7,154,576	N/A
Federal	0	0	0	N/A
Other	0	0	0	N/A
	(1)	(2)	(2)	



*Restricted amount is as of: _____

Reverted includes Governor's standard 3 percent reserve (when applicable) and any extraordinary withholdings.

Restricted includes any Governor's Expenditure Restrictions which remained at the end of the fiscal year (when applicable)

NOTES:

- (1) Reserve released to allow full appropriation to be used for project payments. Reserve covered by MODESA unexpended appropriation.
- (2) Total cumulative project performance was lower than what was originally projected (and appropriated). Projections occur prior to actual project performance, which can result in some funding being unexpended if projects do not perform as originally expected.

CORE RECONCILIATION DETAIL

**DEPARTMENT OF ECONOMIC DEVELOPMENT
STATE TIF PROGRAM TRANSFER**

5. CORE RECONCILIATION DETAIL

	Budget Class	FTE	GR	Federal	Other	Total	Explanation
TAFP AFTER VETOES							
	TRF	0.00	36,856,615	0	0	36,856,615	
	Total	0.00	36,856,615	0	0	36,856,615	
DEPARTMENT CORE REQUEST							
	TRF	0.00	36,856,615	0	0	36,856,615	
	Total	0.00	36,856,615	0	0	36,856,615	
GOVERNOR'S RECOMMENDED CORE							
	TRF	0.00	36,856,615	0	0	36,856,615	
	Total	0.00	36,856,615	0	0	36,856,615	

Department of Economic Development

DECISION ITEM SUMMARY

Budget Unit								
Decision Item	FY 2023	FY 2023	FY 2024	FY 2024	FY 2025	FY 2025	FY 2025	FY 2025
Budget Object Summary	ACTUAL	ACTUAL	BUDGET	BUDGET	DEPT REQ	DEPT REQ	GOV REC	GOV REC
Fund	DOLLAR	FTE	DOLLAR	FTE	DOLLAR	FTE	DOLLAR	FTE
STATE TIF PROGRAM TRANSFER								
CORE								
FUND TRANSFERS								
GENERAL REVENUE	28,596,341	0.00	36,856,615	0.00	36,856,615	0.00	36,856,615	0.00
TOTAL - TRF	28,596,341	0.00	36,856,615	0.00	36,856,615	0.00	36,856,615	0.00
TOTAL	28,596,341	0.00	36,856,615	0.00	36,856,615	0.00	36,856,615	0.00
GRAND TOTAL	\$28,596,341	0.00	\$36,856,615	0.00	\$36,856,615	0.00	\$36,856,615	0.00

1/24/24 11:45

im_disummary

Department of Economic Development

DECISION ITEM DETAIL

Budget Unit	FY 2023	FY 2023	FY 2024	FY 2024	FY 2025	FY 2025	FY 2025	FY 2025
Decision Item	ACTUAL	ACTUAL	BUDGET	BUDGET	DEPT REQ	DEPT REQ	GOV REC	GOV REC
Budget Object Class	DOLLAR	FTE	DOLLAR	FTE	DOLLAR	FTE	DOLLAR	FTE
STATE TIF PROGRAM TRANSFER								
CORE								
TRANSFERS OUT	28,596,341	0.00	36,856,615	0.00	36,856,615	0.00	36,856,615	0.00
TOTAL - TRF	28,596,341	0.00	36,856,615	0.00	36,856,615	0.00	36,856,615	0.00
GRAND TOTAL	\$28,596,341	0.00	\$36,856,615	0.00	\$36,856,615	0.00	\$36,856,615	0.00
GENERAL REVENUE	\$28,596,341	0.00	\$36,856,615	0.00	\$36,856,615	0.00	\$36,856,615	0.00
FEDERAL FUNDS	\$0	0.00	\$0	0.00	\$0	0.00	\$0	0.00
OTHER FUNDS	\$0	0.00	\$0	0.00	\$0	0.00	\$0	0.00

PROGRAM DESCRIPTION

Department: Economic Development

HB Section(s): 7.055

Program Name: State Tax Increment Financing (TIF) Program

Program is found in the following core budget(s): Tax Increment Financing (TIF) Transfer

1a. What strategic priority does this program address?

Business and Community Development

1b. What does this program do?

This transfer provides general revenue funding for the state TIF program. Tax increment financing (TIF) captures state economic activity taxes generated as a result of planned redevelopment activities within a prescribed area. The net new taxes generated for approved projects are captured in accordance with the law and used to pay eligible redevelopment costs. Those costs include public infrastructure necessary to generate reuse of the properties.

2a. Provide an activity measure(s) for the program.

This is a transfer; refer to the TIF Core for measures.

2b. Provide a measure(s) of the program's quality.

This is a transfer; refer to the TIF Core for measures.

2c. Provide a measure(s) of the program's impact.

This is a transfer; refer to the TIF Core for measures.

2d. Provide a measure(s) of the program's efficiency.

This is a transfer; refer to the TIF Core for measures.

PROGRAM DESCRIPTION

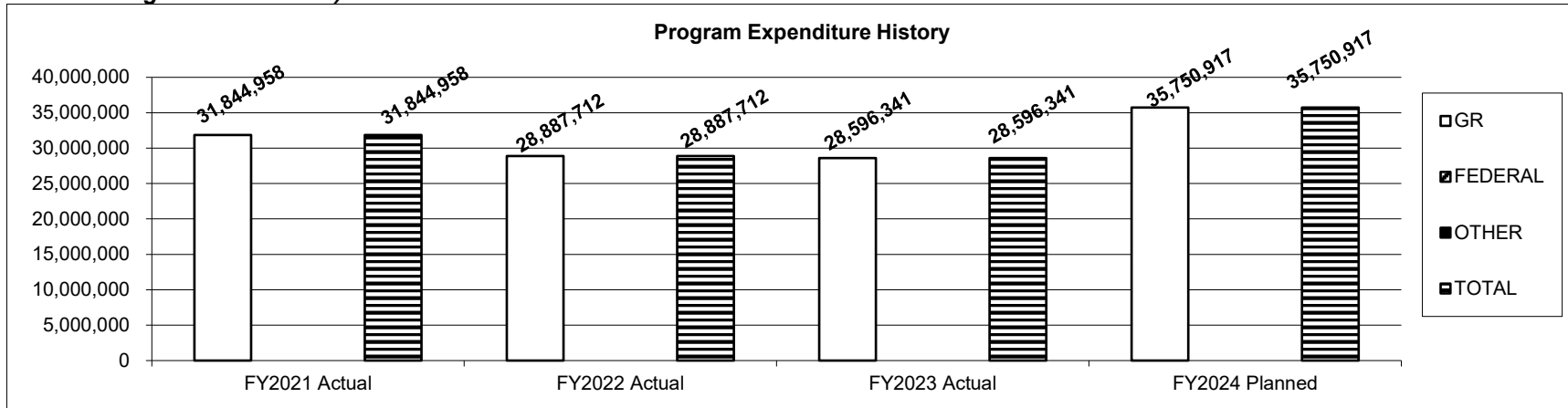
Department: Economic Development

HB Section(s): 7.055

Program Name: State Tax Increment Financing (TIF) Program

Program is found in the following core budget(s): Tax Increment Financing (TIF) Transfer

3. Provide actual expenditures for the prior three fiscal years and planned expenditures for the current fiscal year. (Note: Amounts do not include fringe benefit costs.)



Note: Planned expenditures for GR reflects 3% Governor's Reserve.

4. What are the sources of the "Other " funds?

Requires a GR transfer to the Missouri Supplement Tax Increment Finance Fund (0848)

5. What is the authorization for this program, i.e., federal or state statute, etc.? (Include the federal program number, if applicable.)

Section 99.800-99.865, RSMo

6. Are there federal matching requirements? If yes, please explain.

No

7. Is this a federally mandated program? If yes, please explain.

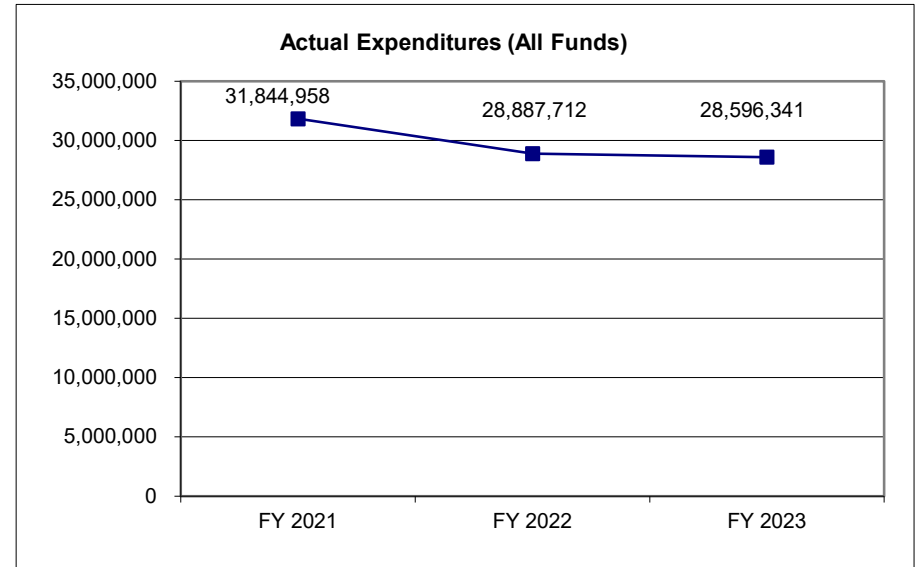
No

CORE DECISION ITEM

Department: Economic Development					Budget Unit					43060C									
Division: Business and Community Solutions																			
Core: Tax Increment Financing (TIF)										HB Section					7.065				
1. CORE FINANCIAL SUMMARY																			
FY 2025 Budget Request					FY 2025 Governor's Recommendation														
	GR	Federal	Other	Total		GR	Fed	Other	Total		GR	Fed	Other	Total					
PS	0	0	0	0	PS	0	0	0	0		0	0	0	0					
EE	0	0	0	0	EE	0	0	0	0		0	0	0	0					
PSD	0	0	36,856,615	36,856,615	PSD	0	0	36,856,615	36,856,615		0	0	36,856,615	36,856,615					
TRF	0	0	0	0	TRF	0	0	0	0		0	0	0	0					
Total	0	0	36,856,615	36,856,615	Total	0	0	36,856,615	36,856,615		0	0	36,856,615	36,856,615					
FTE	0.00	0.00	0.00	0.00	FTE	0.00	0.00	0.00	0.00		0.00	0.00	0.00	0.00					
Est. Fringe	0	0	0	0	Est. Fringe	0	0	0	0		0	0	0	0					
Note: Fringes budgeted in House Bill 5 except for certain fringes budgeted directly to MoDOT, Highway Patrol, and Conservation.					Note: Fringes budgeted in House Bill 5 except for certain fringes budgeted directly to MoDOT, Highway Patrol, and Conservation.														
Other Funds:	State Tax Increment Financing Fund (0848)				Other Funds:	State Tax Increment Financing Fund (0848)													
Non-Counts:	State Tax Increment Financing Fund (0848)				Non-Counts:	State Tax Increment Financing Fund (0848)													
Notes:	Requires a GR transfer to the TIF Fund (0848)				Notes:	Requires a GR transfer to the TIF Fund (0848)													
2. CORE DESCRIPTION																			
This core decision item establishes the spending authority for the State Tax Increment Financing (TIF) Program. Tax increment financing captures state economic activity taxes generated as a result of planned redevelopment activities within a prescribed area. The net new taxes generated are captured in accordance with the law for approved projects and used to pay eligible redevelopment costs. These costs include public infrastructure necessary to generate reuse of the properties. A project must receive an appropriation and be listed in House Bill 7 by the legislature prior to being considered an approved project.																			
Current TIF obligations include the following approved projects:																			
(1) Kansas City Midtown: infrastructure improvements and retail development at Mill Street & Westport Rd and at Linwood & Main;																			
(2) Independence Santa Fe Neighborhood: infrastructure redevelopment to support commercial development and housing;																			
(3) St. Louis City Convention Hotel: construction of a 1,083 room convention headquarters hotel complex;																			
(4) Springfield Jordan Valley Park: redevelopment of former industrial district south of downtown Springfield to include exposition center, public facilities & supporting infrastructure;																			
(5) Kansas City Bannister Retail/Three Trails Office: development of retail, dining and hospitality on the site of the old Bannister Mall to compliment an adjoining technology/business park to be developed on the site in south Kansas City;																			
(6) St. Louis Lambert Airport Eastern Perimeter: redevelopment of 500 acres of land just east of Lambert Airport between I-170 and I-70 developed for light industrial, warehouse, office, and some residential;																			
(7) Old Post Office in Kansas City: renovation of old post office building and other development on south side of Pershing Road to house IRS Service Center;																			
(8) 1200 Main Garage Project in Kansas City: new development for H&R Block Corporation headquarters;																			
(9) Riverside Levee: infrastructure and levee improvements at 1600-acre site, City of Riverside; (Continued on next page)																			

CORE DECISION ITEM

Department: Economic Development				Budget Unit	43060C
Division: Business and Community Solutions					
Core: Tax Increment Financing (TIF)				HB Section	7.065
<p>(10) Branson Landing: redevelopment of 208-acre riverfront area in downtown Branson;</p> <p>(11) Eastern Jackson County Bass Pro: construction of Bass Pro Outdoor World store, lodging and complimentary retail and dining establishments in a 400-acre undeveloped parcel south of I-70 and west of I-435;</p> <p>(12) Kansas City East Village: J.E. Dunn headquarters, infrastructure improvements and mixed use development in east end of downtown KC west of I-70;</p> <p>(13) St. Louis Innovation District: redevelopment of a blighted and aging industrial zone into a live-work-play technology district;</p> <p>(14) National Geospatial Agency West: Redevelopment of land for use by a government agency; and</p> <p>(15) Fenton Logistics Park: Redevelopment of the former Fenton Chrysler assembly plant into a mixed-use site; and</p> <p>(16) IDEA Commons: Redevelopment project in Springfield. Addition to existing JVIC building as well as new class A office space and parking garage.</p> <p>TIF Projects Completed and Closed: Excelsior Springs: Elms Hotel and supporting infrastructure.</p>					
3. PROGRAM LISTING (list programs included in this core funding)					
State Tax Increment Financing Program					
4. FINANCIAL HISTORY					
	FY 2021 Actual	FY 2022 Actual	FY 2023 Current Yr.	FY 2023 Current Yr.	
Appropriation (All Funds)	31,844,958	31,844,958	36,856,615	36,856,615	
Less Reverted (All Funds)	0	0	0	0	
Less Restricted (All Funds)*	0	0	0	0	
Budget Authority (All Funds)	31,844,958	31,844,958	36,856,615	36,856,615	
Actual Expenditures (All Funds)	31,844,958	28,887,712	28,596,341	N/A	
Unexpended (All Funds)	0	2,957,246	8,260,274	N/A	
Unexpended, by Fund:					
General Revenue	0	0	0	N/A	
Federal	0	0	0	N/A	
Other	0	2,957,246	8,260,274	N/A	
		(1)	(1)		
*Restricted amount is as of:					
<p>Reverted includes Governor's standard 3 percent reserve (when applicable).</p> <p>Restricted includes any extraordinary expenditure restriction (when applicable).</p>					
<p>NOTES: (1) Total cumulative project performance was lower than what was originally projected (and appropriated). Projections occur prior to actual project performance which can result in some funding being unexpended if projects do not perform as originally expected.</p>					



CORE RECONCILIATION DETAIL

**DEPARTMENT OF ECONOMIC DEVELOPMENT
STATE TIF PROGRAM**

5. CORE RECONCILIATION DETAIL

	Budget Class	FTE	GR	Federal	Other	Total	Explanation
TAFP AFTER VETOES							
	PD	0.00	0	0	36,856,615	36,856,615	
	Total	0.00	0	0	36,856,615	36,856,615	
DEPARTMENT CORE REQUEST							
	PD	0.00	0	0	36,856,615	36,856,615	
	Total	0.00	0	0	36,856,615	36,856,615	
GOVERNOR'S RECOMMENDED CORE							
	PD	0.00	0	0	36,856,615	36,856,615	
	Total	0.00	0	0	36,856,615	36,856,615	

Department of Economic Development

DECISION ITEM SUMMARY

Budget Unit								
Decision Item	FY 2023	FY 2023	FY 2024	FY 2024	FY 2025	FY 2025	FY 2025	FY 2025
Budget Object Summary	ACTUAL	ACTUAL	BUDGET	BUDGET	DEPT REQ	DEPT REQ	GOV REC	GOV REC
Fund	DOLLAR	FTE	DOLLAR	FTE	DOLLAR	FTE	DOLLAR	FTE
STATE TIF PROGRAM								
CORE								
PROGRAM-SPECIFIC								
MO SUPP TAX INCREMENT FINANCE	28,596,341	0.00	36,856,615	0.00	36,856,615	0.00	36,856,615	0.00
TOTAL - PD	28,596,341	0.00	36,856,615	0.00	36,856,615	0.00	36,856,615	0.00
TOTAL	28,596,341	0.00	36,856,615	0.00	36,856,615	0.00	36,856,615	0.00
GRAND TOTAL	\$28,596,341	0.00	\$36,856,615	0.00	\$36,856,615	0.00	\$36,856,615	0.00

1/24/24 11:45

im_disummary

Department of Economic Development

DECISION ITEM DETAIL

Budget Unit	FY 2023	FY 2023	FY 2024	FY 2024	FY 2025	FY 2025	FY 2025	FY 2025
Decision Item	ACTUAL	ACTUAL	BUDGET	BUDGET	DEPT REQ	DEPT REQ	GOV REC	GOV REC
Budget Object Class	DOLLAR	FTE	DOLLAR	FTE	DOLLAR	FTE	DOLLAR	FTE
STATE TIF PROGRAM								
CORE								
PROGRAM DISTRIBUTIONS	28,596,341	0.00	36,856,615	0.00	36,856,615	0.00	36,856,615	0.00
TOTAL - PD	28,596,341	0.00	36,856,615	0.00	36,856,615	0.00	36,856,615	0.00
GRAND TOTAL	\$28,596,341	0.00	\$36,856,615	0.00	\$36,856,615	0.00	\$36,856,615	0.00
GENERAL REVENUE	\$0	0.00	\$0	0.00	\$0	0.00	\$0	0.00
FEDERAL FUNDS	\$0	0.00	\$0	0.00	\$0	0.00	\$0	0.00
OTHER FUNDS	\$28,596,341	0.00	\$36,856,615	0.00	\$36,856,615	0.00	\$36,856,615	0.00

PROGRAM DESCRIPTION

Department: Economic Development

HB Section(s): 7.060

Program Name: State Tax Increment Financing (TIF) Program

Program is found in the following core budget(s): Tax Increment Financing

1a. What strategic priority does this program address?

Business and Community Development

1b. What does this program do?

- The purpose of Tax Increment Financing (TIF) is to redevelop a designated blighted area based upon a redevelopment plan. The program converts underutilized properties and places them back in active production by generating new incremental sales and providing additional wages through new job creation.
- Local level TIF involves the issuance of local bonds or other obligations, which are secured by a pledge of a statutory portion of the following resulting from redevelopment improvements: (1) economic activity taxes (i.e. local sales tax), (2) payments in lieu of taxes (i.e. property tax), and (3) withholding and local employment taxes attributable to the increase in taxable activity inside the redevelopment area.
- The State TIF redirects 50% of the withholding taxes or 50% of the general revenue sales taxes generated as a result of planned redevelopment activities within a prescribed area for up to 23 years.
- The state taxes are paid and then diverted back to the applicant as a function of the annual appropriation process.
- Additional information on the State TIF program can be found at <https://ded.mo.gov/programs/community/state-supplemental-tax-increment-financing-tif>.

2a. Provide an activity measure(s) for the program.

	CY2020		CY2021		CY2022		CY2023	CY2024	CY2025
	Projected	Actual	Projected	Actual	Projected	Actual	Projected	Projected	Projected
Number of Active TIF Projects	16	15	16	16	16	16	14	13	13

PROGRAM DESCRIPTION

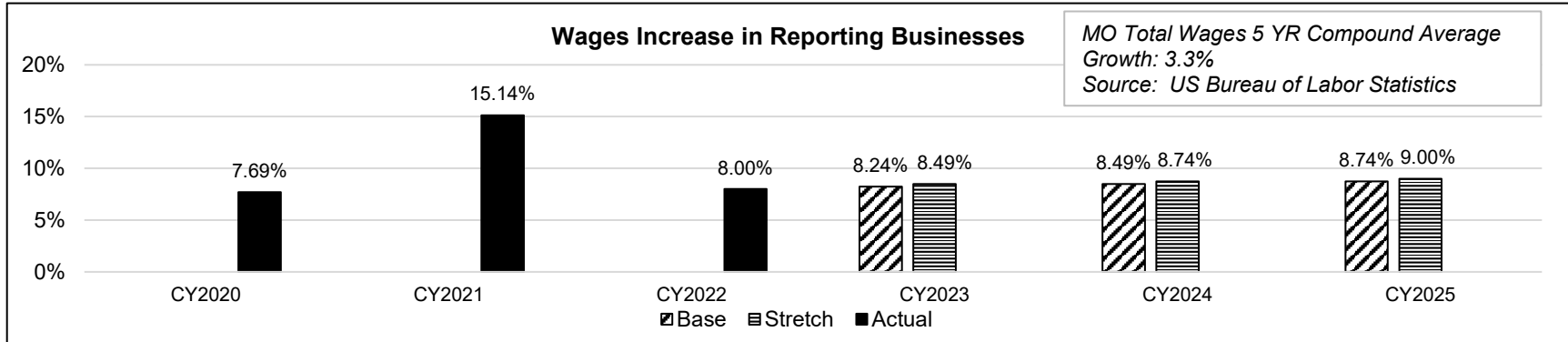
Department: Economic Development

HB Section(s): 7.060

Program Name: State Tax Increment Financing (TIF) Program

Program is found in the following core budget(s): Tax Increment Financing

2b. Provide a measure(s) of the program's quality.

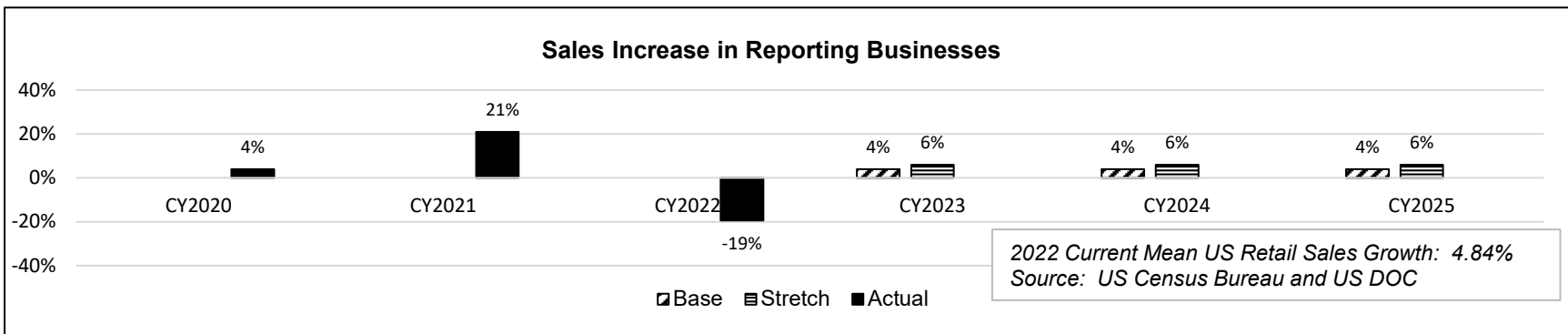


Note 1: Reflects the yearly % increase in total wages for active withholdings based projects.

Note 2: The large decrease in wages for CY2020 was in large part due to the effects of COVID-19 on the total wages generated.

Note 3: The large increase in wages for CY2021 is due to inflation and the ramp up of the Bannister and I-435 project.

Note 4: The Base target is set at moderate growth of 3% over prior year and the Stretch target is an increase of 3% over the Base.



Note 1: Reflects the yearly % increase in net new sales for active sales based projects.

Note 2: The Base target is set at 4% and the Stretch target is an increase of 2% over the Base.

PROGRAM DESCRIPTION

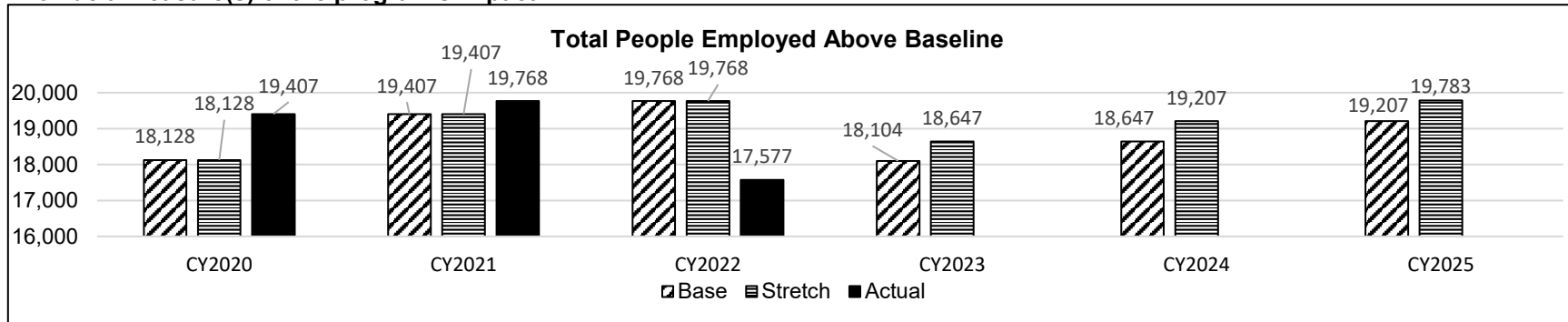
Department: Economic Development

HB Section(s): 7.060

Program Name: State Tax Increment Financing (TIF) Program

Program is found in the following core budget(s): Tax Increment Financing

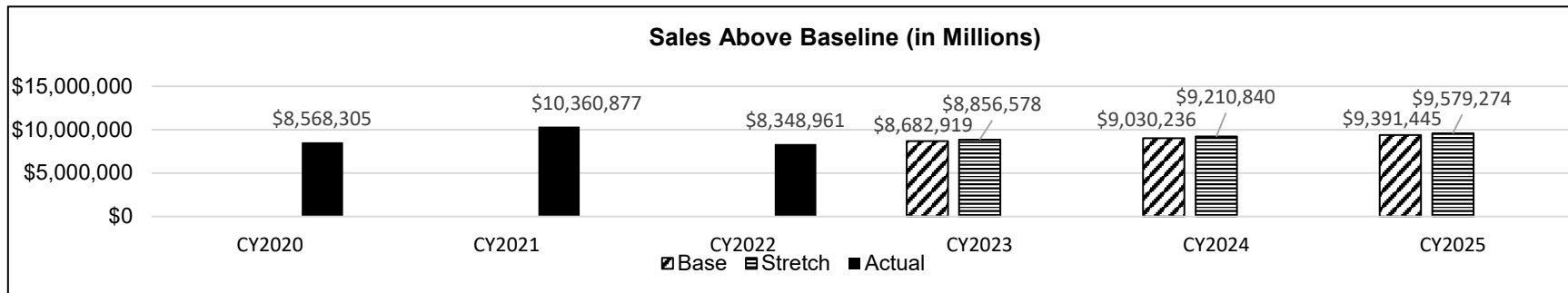
2c. Provide a measure(s) of the program's impact.



Note 1: Reflects calendar year employees over the baseline amount for active projects. For all projects, the baseline is determined to be a cumulative total of 5,611 jobs.

Note 2: Average Total People Employed only includes jobs from those businesses reporting wages and withholding taxes. Businesses reporting sales and sales taxes are not included.

Note 3: The Base target is set at moderate growth of 3% over prior year and the Stretch target is an increase of 3% over the Base.



Note 1: Reflects calendar year gross taxable sales reported above the baseline for active projects. The baseline sales are the existing gross taxable sales reported by each business before approval of the redevelopment projects.

Note 2: Only reporting businesses are included in the metric, regardless of the sales taxes non-reporting businesses may have produced and paid to the State.

Note 3: The Base Target is set at 4% growth over prior year and the Stretch target is an increase of 2% over the Base.

PROGRAM DESCRIPTION

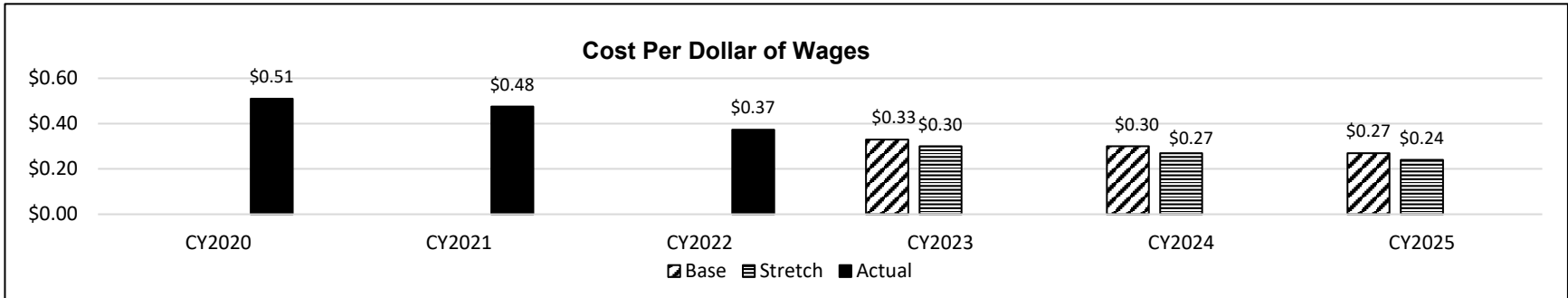
Department: **Economic Development**

HB Section(s): **7.060**

Program Name: **State Tax Increment Financing (TIF) Program**

Program is found in the following core budget(s): **Tax Increment Financing**

2d. Provide a measure(s) of the program's efficiency.



Note 1: Reflects the cost to the state divided by total wages for active projects.

Note 2: Only reporting businesses are included in the metric.

Note 3: The Base target is assuming a \$.03 decline from the prior year and the Stretch target is an additional \$.03 decline from the Base.

PROGRAM DESCRIPTION

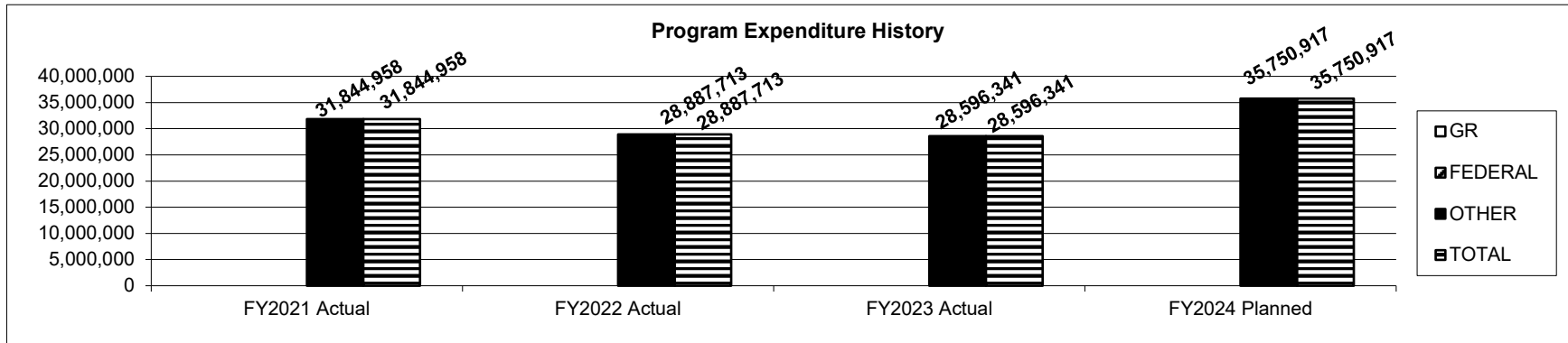
Department: Economic Development

HB Section(s): 7.060

Program Name: State Tax Increment Financing (TIF) Program

Program is found in the following core budget(s): Tax Increment Financing

3. Provide actual expenditures for the prior three fiscal years and planned expenditures for the current fiscal year. *(Note: Amounts do not include fringe benefit costs.)*



4. What are the sources of the "Other " funds?

Requires a Transfer from General Revenue to the Missouri Supplement Tax Increment Finance Fund (0848).

5. What is the authorization for this program, i.e., federal or state statute, etc.? (Include the federal program number, if applicable.)

Section 99.800-99.865, RSMo

6. Are there federal matching requirements? If yes, please explain.

No

7. Is this a federally mandated program? If yes, please explain.

No

CORE DECISION ITEM

Department: Economic Development	Budget Unit 43075C
Division: Business and Community Solutions	
Core: State Supp Downtown Dev Trf (MODESA)	HB Section 7.070

1. CORE FINANCIAL SUMMARY

	FY 2025 Budget Request			
	GR	Federal	Other	Total
PS	0	0	0	0
EE	0	0	0	0
PSD	0	0	0	0
TRF	1,667,127	0	0	1,667,127
Total	1,667,127	0	0	1,667,127
FTE	0.00	0.00	0.00	0.00

Est. Fringe	0	0	0	0
--------------------	---	---	---	---

Note: Fringes budgeted in House Bill 5 except for certain fringes budgeted directly to MoDOT, Highway Patrol, and Conservation.

	FY 2025 Governor's Recommendation			
	GR	Fed	Other	Total
PS	0	0	0	0
EE	0	0	0	0
PSD	0	0	0	0
TRF	1,667,127	0	0	1,667,127
Total	1,667,127	0	0	1,667,127
FTE	0.00	0.00	0.00	0.00

Est. Fringe	0	0	0	0
--------------------	---	---	---	---

Note: Fringes budgeted in House Bill 5 except for certain fringes budgeted directly to MoDOT, Highway Patrol, and Conservation.

Other Funds:

Notes:

Other Funds:

Notes:

2. CORE DESCRIPTION

This core decision item is the required General Revenue transfer that provides funding for the Missouri Downtown Economic Stimulus (MODESA) program. It provides funds to remit for MODESA's tax increment financing, which is captured via state economic activity taxes generated as a result of planned redevelopment activities within a prescribed area. In MODESA's case, redevelopment activities must be within the recognized Central Business District. The net new taxes generated are captured in accordance with the law for approved projects and used to pay eligible redevelopment costs. Those costs include public infrastructure necessary to generate reuse of the properties.

3. PROGRAM LISTING (list programs included in this core funding)

Missouri Downtown Economic Stimulus (MODESA)

CORE DECISION ITEM

Department:	Economic Development	Budget Unit	43075C
Division:	Business and Community Solutions		
Core:	State Supp Downtown Dev Trf (MODESA)	HB Section	7.070

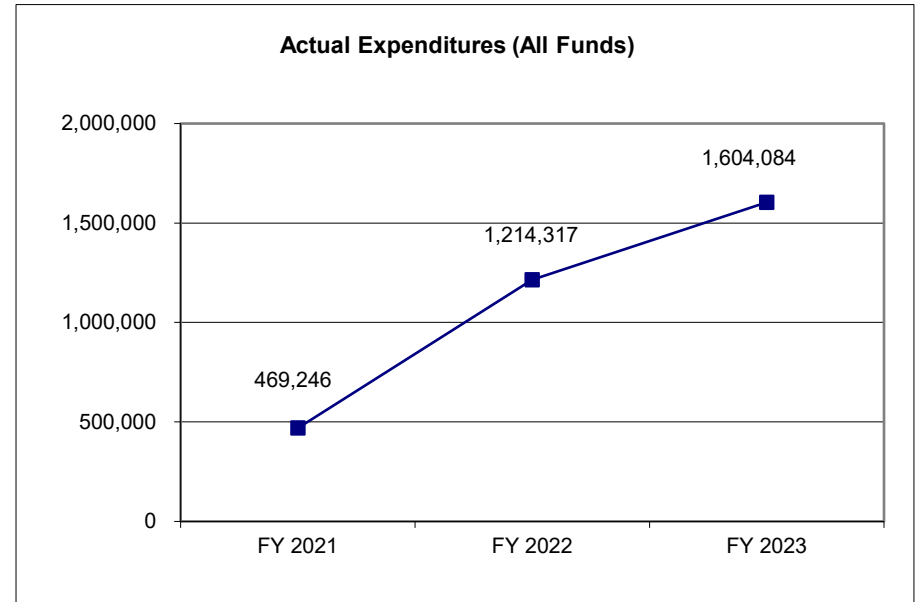
4. FINANCIAL HISTORY

	FY 2021 Actual	FY 2022 Actual	FY 2023 Actual	FY 2024 Current Yr.
Appropriation (All Funds)	1,661,327	1,661,327	1,663,744	1,667,127
Less Reverted (All Funds)	(1,005,189)	(49,840)	(49,840)	(50,014)
Less Restricted (All Funds)*	0	0	0	0
Budget Authority (All Funds)	656,138	1,611,487	1,613,904	1,617,113
Actual Expenditures (All Funds)	469,246	1,214,317	1,604,084	N/A
Unexpended (All Funds)	186,892	397,170	9,820	N/A
Unexpended, by Fund:				
General Revenue	189,892	397,170	9,820	N/A
Federal	0	0	0	N/A
Other	0	0	0	N/A
	(1)			

*Restricted amount is as of: _____

Reverted includes Governor's standard 3 percent reserve (when applicable)
 Restricted includes any extraordinary expenditure restrictions (when applicable)

NOTES: (1) MODESA reserve increased to cover TIF reserve in order to utilize all of the TIF appropriation for project payments.



CORE RECONCILIATION DETAIL

DEPARTMENT OF ECONOMIC DEVELOPMENT ST SUPP DOWNTOWN DVLP TRANSFER

5. CORE RECONCILIATION DETAIL

	Budget Class	FTE	GR	Federal	Other	Total	Explanation
TAFP AFTER VETOES							
	TRF	0.00	1,667,127	0	0	1,667,127	
	Total	0.00	1,667,127	0	0	1,667,127	
DEPARTMENT CORE REQUEST							
	TRF	0.00	1,667,127	0	0	1,667,127	
	Total	0.00	1,667,127	0	0	1,667,127	
GOVERNOR'S RECOMMENDED CORE							
	TRF	0.00	1,667,127	0	0	1,667,127	
	Total	0.00	1,667,127	0	0	1,667,127	

Department of Economic Development

DECISION ITEM SUMMARY

Budget Unit								
Decision Item	FY 2023	FY 2023	FY 2024	FY 2024	FY 2025	FY 2025	FY 2025	FY 2025
Budget Object Summary	ACTUAL	ACTUAL	BUDGET	BUDGET	DEPT REQ	DEPT REQ	GOV REC	GOV REC
Fund	DOLLAR	FTE	DOLLAR	FTE	DOLLAR	FTE	DOLLAR	FTE
ST SUPP DOWNTOWN DVLP TRANSFER								
CORE								
FUND TRANSFERS								
GENERAL REVENUE	1,604,084	0.00	1,667,127	0.00	1,667,127	0.00	1,667,127	0.00
TOTAL - TRF	1,604,084	0.00	1,667,127	0.00	1,667,127	0.00	1,667,127	0.00
TOTAL	1,604,084	0.00	1,667,127	0.00	1,667,127	0.00	1,667,127	0.00
MODESA GR Transfer Increase - 1419013								
FUND TRANSFERS								
GENERAL REVENUE	0	0.00	0	0.00	1,153,805	0.00	2,853,805	0.00
TOTAL - TRF	0	0.00	0	0.00	1,153,805	0.00	2,853,805	0.00
TOTAL	0	0.00	0	0.00	1,153,805	0.00	2,853,805	0.00
Pay Plan - 0000012								
FUND TRANSFERS								
GENERAL REVENUE	0	0.00	0	0.00	0	0.00	2,319	0.00
TOTAL - TRF	0	0.00	0	0.00	0	0.00	2,319	0.00
TOTAL	0	0.00	0	0.00	0	0.00	2,319	0.00
GRAND TOTAL	\$1,604,084	0.00	\$1,667,127	0.00	\$2,820,932	0.00	\$4,523,251	0.00

1/24/24 11:45

im_disummary

Department of Economic Development

DECISION ITEM DETAIL

Budget Unit	FY 2023	FY 2023	FY 2024	FY 2024	FY 2025	FY 2025	FY 2025	FY 2025
Decision Item	ACTUAL	ACTUAL	BUDGET	BUDGET	DEPT REQ	DEPT REQ	GOV REC	GOV REC
Budget Object Class	DOLLAR	FTE	DOLLAR	FTE	DOLLAR	FTE	DOLLAR	FTE
ST SUPP DOWNTOWN DVLP TRANSFER								
CORE								
TRANSFERS OUT	1,604,084	0.00	1,667,127	0.00	1,667,127	0.00	1,667,127	0.00
TOTAL - TRF	1,604,084	0.00	1,667,127	0.00	1,667,127	0.00	1,667,127	0.00
GRAND TOTAL	\$1,604,084	0.00	\$1,667,127	0.00	\$1,667,127	0.00	\$1,667,127	0.00
GENERAL REVENUE	\$1,604,084	0.00	\$1,667,127	0.00	\$1,667,127	0.00	\$1,667,127	0.00
FEDERAL FUNDS	\$0	0.00	\$0	0.00	\$0	0.00	\$0	0.00
OTHER FUNDS	\$0	0.00	\$0	0.00	\$0	0.00	\$0	0.00

PROGRAM DESCRIPTION	
Department: Economic Development	HB Section(s): 7.065
Program Name: State Supp Downtown Development Trf (MODESA)	
Program is found in the following core budget(s): Business and Community Services	
<p>1a. What strategic priority does this program address? Business and Community Development</p> <p>1b. What does this program do? This transfer provides funding for the Missouri Downtown Economic Stimulus Act (MODESA) program. MODESA uses increment financing to support redevelopment in Missouri's downtowns. Tax increment financing captures state economic activity taxes generated as a result of planned redevelopment activities within a prescribed area. In MODESA's case, redevelopment activities must be within the recognized Central Business District. The net new taxes generated are captured in accordance with the law for approved projects and used to pay eligible redevelopment costs. Those costs include public infrastructure necessary to generate reuse of the properties.</p> <p>2a. Provide an activity measure(s) for the program. This is a transfer; therefore, refer to the MODESA Core for measures.</p> <p>2b. Provide a measure(s) of the program's quality. This is a transfer; therefore, refer to the MODESA Core for measures.</p> <p>2c. Provide a measure(s) of the program's impact. This is a transfer; therefore, refer to the MODESA Core for measures.</p> <p>2d. Provide a measure(s) of the program's efficiency. This is a transfer; therefore, refer to the MODESA Core for measures.</p>	

PROGRAM DESCRIPTION

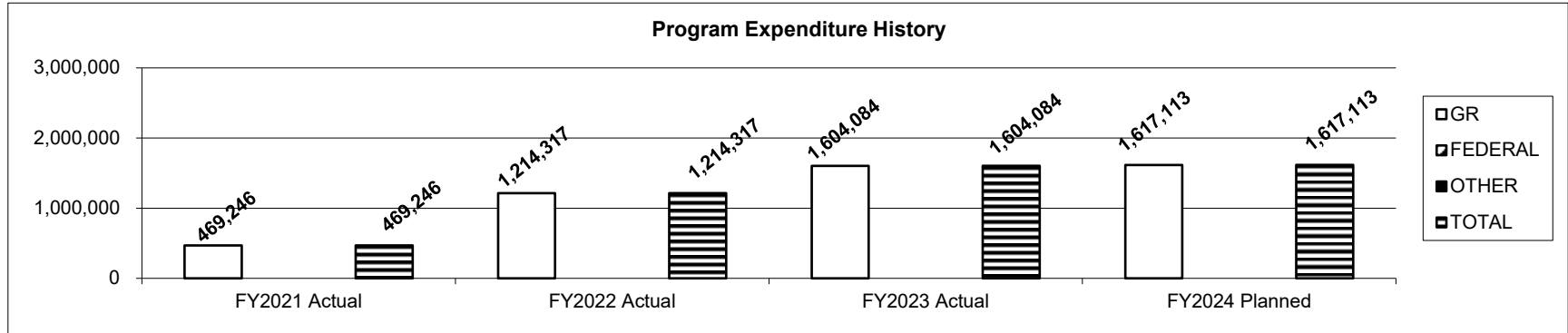
Department: Economic Development

HB Section(s): 7.065

Program Name: State Supp Downtown Development Trf (MODESA)

Program is found in the following core budget(s): Business and Community Services

3. Provide actual expenditures for the prior three fiscal years and planned expenditures for the current fiscal year. *(Note: Amounts do not include fringe benefit costs.)*



Note: Planned expenditures for GR reflect 3% Governor's Reserve.

4. **What are the sources of the "Other " funds?**
Requires a GR Transfer to the Missouri Downtown Economic Stimulus Act Fund (0766).
5. **What is the authorization for this program, i.e., federal or state statute, etc.? (Include the federal program number, if applicable.)**
Section 99.915, RSMo
6. **Are there federal matching requirements? If yes, please explain.**
No.
7. **Is this a federally mandated program? If yes, please explain.**
No.

NEW DECISION ITEM
RANK: 16 OF 22

Department of Economic Development	Budget Unit	<u>43075C</u>
Division: Business and Community Solutions Division		
DI Name: MODESA GR Transfer Increase	DI#1419013	HB Section <u>7.065</u>

1. AMOUNT OF REQUEST

	FY 2025 Budget Request			
	GR	Federal	Other	Total
PS	0	0	0	0
EE	0	0	0	0
PSD	0	0	0	0
TRF	1,153,805	0	0	1,153,805
Total	1,153,805	0	0	1,153,805
 FTE	 0.00	 0.00	 0.00	 0.00

Est. Fringe	<u>0</u>	<u>0</u>	<u>0</u>	<u>0</u>
--------------------	----------	----------	----------	----------

Note: Fringes budgeted in House Bill 5 except for certain fringes budgeted directly to MoDOT, Highway Patrol, and Conservation.

Other Funds:
Non-Counts:

	FY 2025 Governor's Recommendation			
	GR	Federal	Other	Total
PS	0	0	0	0
EE	0	0	0	0
PSD	0	0	0	0
TRF	2,853,805	0	0	2,853,805
Total	2,853,805	0	0	2,853,805
 FTE	 0.00	 0.00	 0.00	 0.00

Est. Fringe	<u>0</u>	<u>0</u>	<u>0</u>	<u>0</u>
--------------------	----------	----------	----------	----------

Note: Fringes budgeted in House Bill 5 except for certain fringes budgeted directly to MoDOT, Highway Patrol, and Conservation.

Other Funds:
Non-Counts:

2. THIS REQUEST CAN BE CATEGORIZED AS:

<input type="checkbox"/> New Legislation	<input type="checkbox"/> New Program	<input type="checkbox"/> Fund Switch
<input checked="" type="checkbox"/> Federal Mandate	<input type="checkbox"/> Program Expansion	<input type="checkbox"/> Cost to Continue
<input type="checkbox"/> GR Pick-Up	<input type="checkbox"/> Space Request	<input type="checkbox"/> Equipment Replacement
<input type="checkbox"/> Pay Plan	<input checked="" type="checkbox"/> Other: <u>Increase General Revenue Transfer</u>	

3. WHY IS THIS FUNDING NEEDED? PROVIDE AN EXPLANATION FOR ITEMS CHECKED IN #2. INCLUDE THE FEDERAL OR STATE STATUTORY OR CONSTITUTIONAL AUTHORIZATION FOR THIS PROGRAM.

This New Decision Item requests an increase to the General Revenue Transfer for the Missouri State Supplemental Downtown Development (MODESA) Fund. This program is designed to use increment financing to support redevelopment in Missouri's downtowns. Tax increment financing captures state economic activity taxes generated as a result of planned redevelopment activities within a prescribed area. In this case, it must be within the recognized Central Business District. The net new taxes generated are captured in accordance with the law for approved projects and used to pay the debt service on bonds issued for eligible redevelopment costs. Those costs include public infrastructure necessary to generate reuse of the properties.

Projects requiring an increase include: Kansas City Live and Ballpark Village at a total of \$1,153,805.

NEW DECISION ITEM
RANK: 16 OF 22

Department of Economic Development	Budget Unit	<u>43075C</u>
Division: Business and Community Solutions Division		
DI Name: MODESA GR Transfer Increase	DI#1419013	HB Section <u>7.065</u>

4. DESCRIBE THE DETAILED ASSUMPTIONS USED TO DERIVE THE SPECIFIC REQUESTED AMOUNT. (How did you determine that the requested number of FTE were appropriate? From what source or standard did you derive the requested levels of funding? Were alternatives such as outsourcing or automation considered? If based on new legislation, does request tie to TAFP fiscal note? If not, explain why. Detail which portions of the request are one-times and how those amounts were calculated.)

Total reimbursement amounts, prescribed in Certificates of Approval for MODESA projects for FY2025, estimate an increase of \$1,153,805. The current MODESA GR transfer appropriation is \$1,667,127. This request will bring the total General Revenue Transfer to \$2,820,932.

MODESA requires a General Revenue transfer in to the State Supplemental Downtown Development Fund (0766).

5. BREAK DOWN THE REQUEST BY BUDGET OBJECT CLASS, JOB CLASS, AND FUND SOURCE. IDENTIFY ONE-TIME COSTS.

Budget Object Class/Job Class	Dept Req GR DOLLARS	Dept Req GR FTE	Dept Req FED DOLLARS	Dept Req FED FTE	Dept Req OTHER DOLLARS	Dept Req OTHER FTE	Dept Req TOTAL DOLLARS	Dept Req TOTAL FTE	Dept Req One-Time DOLLARS
							0		
							0	0.0	
Total PS	<u>0</u>	<u>0.0</u>	<u>0</u>	<u>0.0</u>	<u>0</u>	<u>0.0</u>	<u>0</u>	<u>0.0</u>	<u>0</u>
							0		
							0		
							0		
Total EE	<u>0</u>		<u>0</u>		<u>0</u>		<u>0</u>		<u>0</u>
Program Distributions							0		
Total PSD	<u>0</u>		<u>0</u>		<u>0</u>		<u>0</u>		<u>0</u>
Transfers	<u>1,153,805</u>						<u>1,153,805</u>		
Total TRF	<u>1,153,805</u>		<u>0</u>		<u>0</u>		<u>1,153,805</u>		<u>0</u>
Grand Total	<u>1,153,805</u>	<u>0.0</u>	<u>0</u>	<u>0.0</u>	<u>0</u>	<u>0.0</u>	<u>1,153,805</u>	<u>0.0</u>	<u>0</u>

NEW DECISION ITEM
RANK: 16 OF 22

Department of Economic Development				Budget Unit		<u>43075C</u>			
Division: Business and Community Solutions Division				HB Section		<u>7.065</u>			
DI Name: MODESA GR Transfer Increase				DI#1419013					
Budget Object Class/Job Class	Gov Rec GR DOLLARS	Gov Rec GR FTE	Gov Rec FED DOLLARS	Gov Rec FED FTE	Gov Rec OTHER DOLLARS	Gov Rec OTHER FTE	Gov Rec TOTAL DOLLARS	Gov Rec TOTAL FTE	Gov Rec One-Time DOLLARS
							0		
							0	0.0	
Total PS	0	0.0	0	0.0	0	0.0	0	0.0	0
							0		
							0		
							0		
Total EE	0		0		0		0		0
Program Distributions							0		
Total PSD	0		0		0		0		0
Transfers	2,853,805						2,853,805		
Total TRF	2,853,805		0		0		2,853,805		0
Grand Total	2,853,805	0.0	0	0.0	0	0.0	2,853,805	0.0	0

NEW DECISION ITEM
RANK: 16 OF 22

Department of Economic Development	Budget Unit <u>43075C</u>
Division: Business and Community Solutions Division	
DI Name: MODESA GR Transfer Increase DI#1419013	HB Section <u>7.065</u>

6. PERFORMANCE MEASURES (If new decision item has an associated core, separately identify projected performance with & without additional funding.)

6a. Provide an activity measure(s) for the program.
See MODESA core form for activity measure.

6b. Provide a measure(s) of the program's quality.
See MODESA core form for quality measure.

6c. Provide a measure(s) of the program's impact.
See MODESA core form for impact measure.

6d. Provide a measure(s) of the program's efficiency.
See MODESA core form for efficiency measure.

7. STRATEGIES TO ACHIEVE THE PERFORMANCE MEASUREMENT TARGETS:

See MODESA core form for performance measures.

Department of Economic Development

DECISION ITEM DETAIL

Budget Unit	FY 2023	FY 2023	FY 2024	FY 2024	FY 2025	FY 2025	FY 2025	FY 2025
Decision Item	ACTUAL	ACTUAL	BUDGET	BUDGET	DEPT REQ	DEPT REQ	GOV REC	GOV REC
Budget Object Class	DOLLAR	FTE	DOLLAR	FTE	DOLLAR	FTE	DOLLAR	FTE
ST SUPP DOWNTOWN DVLP TRANSFER								
MODESA GR Transfer Increase - 1419013								
TRANSFERS OUT	0	0.00	0	0.00	1,153,805	0.00	2,853,805	0.00
TOTAL - TRF	0	0.00	0	0.00	1,153,805	0.00	2,853,805	0.00
GRAND TOTAL	\$0	0.00	\$0	0.00	\$1,153,805	0.00	\$2,853,805	0.00
GENERAL REVENUE	\$0	0.00	\$0	0.00	\$1,153,805	0.00	\$2,853,805	0.00
FEDERAL FUNDS	\$0	0.00	\$0	0.00	\$0	0.00	\$0	0.00
OTHER FUNDS	\$0	0.00	\$0	0.00	\$0	0.00	\$0	0.00

CORE DECISION ITEM

Department: Economic Development					Budget Unit					43070C									
Division: Business and Community Solutions																			
Core: Missouri Downtown Economic Stimulus Act (MODESA)										HB Section					7.075				
1. CORE FINANCIAL SUMMARY																			
FY 2025 Budget Request										FY 2025 Governor's Recommendation									
	GR	Federal	Other	Total							GR	Fed	Other	Total					
PS	0	0	0	0		PS	0	0	0	0		0	0	0					
EE	0	0	0	0		EE	0	0	0	0		0	0	0					
PSD	0	0	1,614,885	1,614,885		PSD	0	0	1,614,885	1,614,885		0	1,614,885	1,614,885					
TRF	0	0	0	0		TRF	0	0	0	0		0	0	0					
Total	0	0	1,614,885	1,614,885		Total	0	0	1,614,885	1,614,885		0	1,614,885	1,614,885					
FTE	0.00	0.00	0.00	0.00		FTE	0.00	0.00	0.00	0.00		0.00	0.00	0.00					
Est. Fringe	0	0	0	0		Est. Fringe	0	0	0	0		0	0	0					
Note: Fringes budgeted in House Bill 5 except for certain fringes budgeted directly to MoDOT, Highway Patrol, and Conservation.						Note: Fringes budgeted in House Bill 5 except for certain fringes budgeted directly to MoDOT, Highway Patrol, and Conservation.													
Other Funds:	MODESA Fund (0766)					Other Funds:	MODESA Fund (0766)												
Non-Counts:	MODESA Fund (0766)					Non-Counts:	MODESA Fund (0766)												
Notes:	Requires a GR transfer to the MODESA fund (0766)					Notes:	Requires a GR transfer to the MODESA fund (0766)												
2. CORE DESCRIPTION																			
This core decision item establishes spending authority for the Missouri Downtown Economic Stimulus (MODESA) program. This program is designed to use tax increment financing to support redevelopment in Missouri's downtowns. Tax increment financing captures state economic activity taxes generated as a result of planned redevelopment activities within a prescribed area. In MODESA's case, redevelopment activities must be within the recognized Central Business District. The net new taxes generated are captured in accordance with the law for approved projects and used to pay eligible redevelopment costs. Those costs include public infrastructure necessary to generate reuse of the properties.																			
Active Projects:																			
(1) Kansas City Live!: restore/rebuild an eight city block, approximately 425,000 sq. feet in the south central part of downtown Kansas City for an entertainment district that has live entertainment, dining, specialty retail establishments and loft housing.																			
(2) Ballpark Village: redevelop an area adjacent to Busch Stadium in St. Louis into restaurant, retail, entertainment, and office space.																			
3. PROGRAM LISTING (list programs included in this core funding)																			
Missouri Downtown Economic Stimulus Act (MODESA)																			

CORE DECISION ITEM

Department: Economic Development
Division: Business and Community Solutions
Core: Missouri Downtown Economic Stimulus Act (MODESA)

Budget Unit 43070C

HB Section 7.075

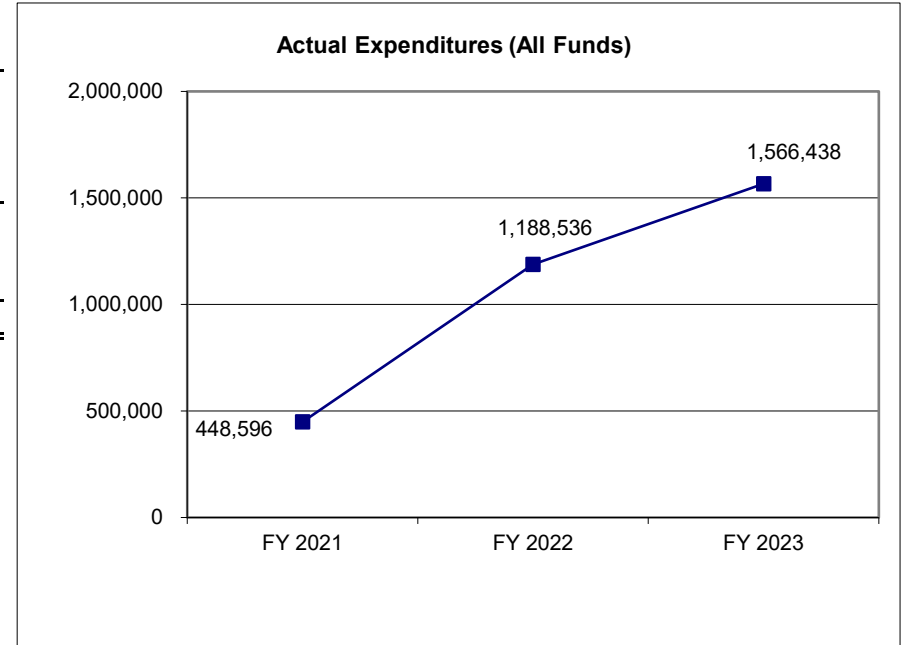
4. FINANCIAL HISTORY

	FY 2021 Actual	FY 2022 Actual	FY 2023 Actual	FY 2024 Current Yr.
Appropriation (All Funds)	1,614,885	1,614,885	1,614,885	1,614,885
Less Reverted (All Funds)	0	0	0	0
Less Restricted (All Funds)	0	0	0	0
Budget Authority (All Funds)	1,614,885	1,614,885	1,614,885	1,614,885
Actual Expenditures (All Funds)	448,596	1,188,536	1,566,438	N/A
Unexpended (All Funds)	1,166,289	426,349	48,447	N/A
Unexpended, by Fund:				
General Revenue	0	0	0	N/A
Federal	0	0	0	N/A
Other	1,166,289	426,349	48,447	N/A
	(1)	(1)	(1)	

*Restricted amount is as of: _____

Reverted includes Governor's standard 3 percent reserve (when applicable).
 Restricted includes any extraordinary expenditure restriction (when applicable).

NOTES: (1) Funds are only expended as projects generate increment.



CORE RECONCILIATION DETAIL

**DEPARTMENT OF ECONOMIC DEVELOPMENT
MODESA**

5. CORE RECONCILIATION DETAIL

	Budget Class	FTE	GR	Federal	Other	Total	Explanation
TAFP AFTER VETOES							
	PD	0.00	0	0	1,614,885	1,614,885	
	Total	0.00	0	0	1,614,885	1,614,885	
DEPARTMENT CORE REQUEST							
	PD	0.00	0	0	1,614,885	1,614,885	
	Total	0.00	0	0	1,614,885	1,614,885	
GOVERNOR'S RECOMMENDED CORE							
	PD	0.00	0	0	1,614,885	1,614,885	
	Total	0.00	0	0	1,614,885	1,614,885	

Department of Economic Development

DECISION ITEM SUMMARY

Budget Unit								
Decision Item	FY 2023	FY 2023	FY 2024	FY 2024	FY 2025	FY 2025	FY 2025	FY 2025
Budget Object Summary	ACTUAL	ACTUAL	BUDGET	BUDGET	DEPT REQ	DEPT REQ	GOV REC	GOV REC
Fund	DOLLAR	FTE	DOLLAR	FTE	DOLLAR	FTE	DOLLAR	FTE
MODESA								
CORE								
PROGRAM-SPECIFIC								
STATE SUPP DOWNTOWN DEVELOPMNT	1,566,438	0.00	1,614,885	0.00	1,614,885	0.00	1,614,885	0.00
TOTAL - PD	1,566,438	0.00	1,614,885	0.00	1,614,885	0.00	1,614,885	0.00
TOTAL	1,566,438	0.00	1,614,885	0.00	1,614,885	0.00	1,614,885	0.00
MODESA Spend Auth Increase - 1419014								
PROGRAM-SPECIFIC								
STATE SUPP DOWNTOWN DEVELOPMNT	0	0.00	0	0.00	1,153,805	0.00	2,853,805	0.00
TOTAL - PD	0	0.00	0	0.00	1,153,805	0.00	2,853,805	0.00
TOTAL	0	0.00	0	0.00	1,153,805	0.00	2,853,805	0.00
GRAND TOTAL	\$1,566,438	0.00	\$1,614,885	0.00	\$2,768,690	0.00	\$4,468,690	0.00

1/24/24 11:45

im_disummary

Department of Economic Development

DECISION ITEM DETAIL

Budget Unit	FY 2023	FY 2023	FY 2024	FY 2024	FY 2025	FY 2025	FY 2025	FY 2025
Decision Item	ACTUAL	ACTUAL	BUDGET	BUDGET	DEPT REQ	DEPT REQ	GOV REC	GOV REC
Budget Object Class	DOLLAR	FTE	DOLLAR	FTE	DOLLAR	FTE	DOLLAR	FTE
MODESA								
CORE								
PROGRAM DISTRIBUTIONS	1,566,438	0.00	1,614,885	0.00	1,614,885	0.00	1,614,885	0.00
TOTAL - PD	1,566,438	0.00	1,614,885	0.00	1,614,885	0.00	1,614,885	0.00
GRAND TOTAL	\$1,566,438	0.00	\$1,614,885	0.00	\$1,614,885	0.00	\$1,614,885	0.00
GENERAL REVENUE	\$0	0.00	\$0	0.00	\$0	0.00	\$0	0.00
FEDERAL FUNDS	\$0	0.00	\$0	0.00	\$0	0.00	\$0	0.00
OTHER FUNDS	\$1,566,438	0.00	\$1,614,885	0.00	\$1,614,885	0.00	\$1,614,885	0.00

PROGRAM DESCRIPTION

Department: Economic Development

HB Section(s): 7.070

Program Name: Missouri Downtown Economic Stimulus Act (MODESA)

Program is found in the following core budget(s): Missouri Downtown Economic Stimulus Act (MODESA)

1a. What strategic priority does this program address?

Business and Community Development

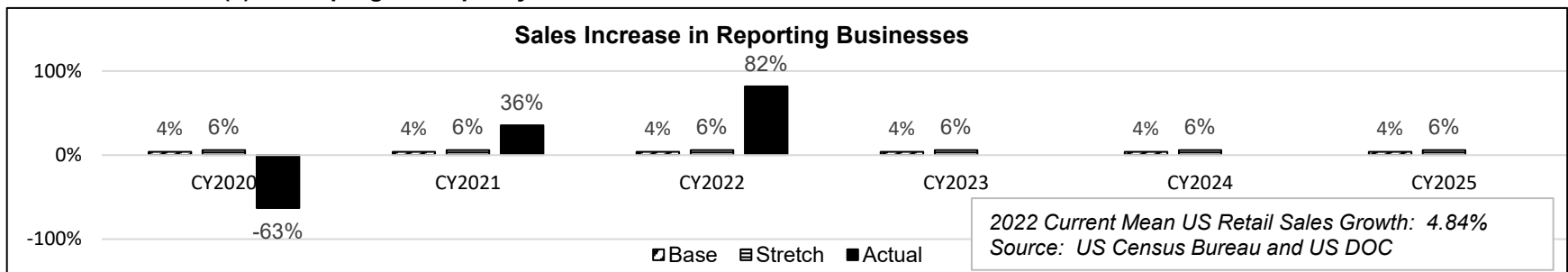
1b. What does this program do?

- The purpose of MODESA is to redevelop a designated blighted downtown area based upon a redevelopment plan. The program converts underutilized properties and places them back in active production by enabling new sales and additional wages through new jobs. The program is intended to revitalize Missouri downtowns, and is thus limited to redevelopment activities within downtown central business districts.
- MODESA involves the issuance of local bonds or other obligations, which are secured by a pledge of a statutory portion of: (1) economic activity taxes (i.e local sales tax), (2) payments in lieu of taxes i.e (property tax), and (3) withholding and local employment taxes attributable to the increase in taxable activity inside the redevelopment area resulting from redevelopment improvements.
- MODESA redirects 50% of the withholding taxes and 50% of the general revenue sales taxes generated as a result of planned redevelopment activities within a prescribed area for up to 25 years.
- The state taxes are paid and then diverted back to the applicant as a function of the annual appropriation process.
- Per statute, no new applications shall be considered under this program.

2a. Provide an activity measure(s) for the program.

	CY2020		CY2021		CY2022		CY2023	CY2024	CY2025
	Projected	Actual	Projected	Actual	Projected	Actual	Projected	Projected	Projected
Number of Active MODESA Projects	2	2	2	2	2	2	2	2	2

2b. Provide a measure(s) of the program's quality.



Note 1: Reflects the yearly increase in net new sales for active projects.

Note 2: Only reporting businesses are included in the metric, regardless of the sales taxes non-reporting businesses may have produced and paid to the State.

Note 3: The large decrease in CY2020 was due to both the impacts of COVID-19 as well as the failure for many of the reporting entities to report their sales taxes to DOR and withholding reports to DED in a timely manner.

Note 4: The Base target is set at moderate growth at 4% and the Stretch target is an increase of 2% over the Base.

PROGRAM DESCRIPTION

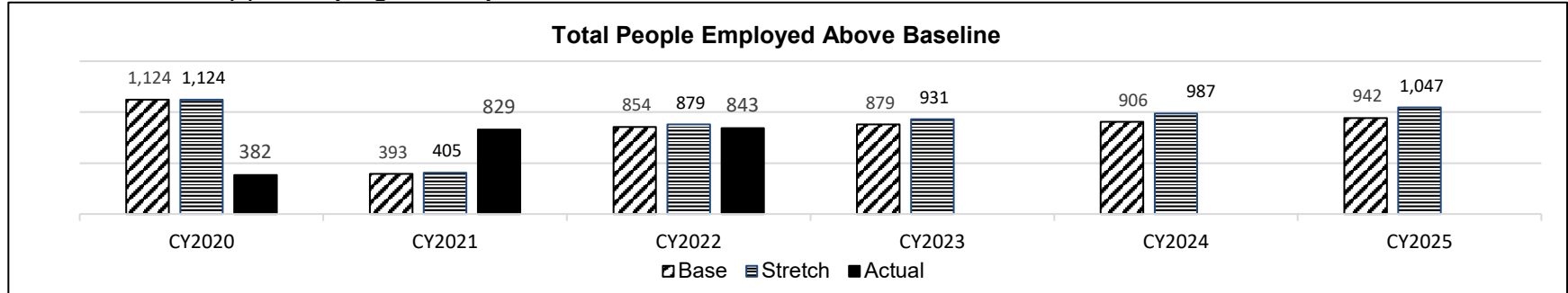
Department: Economic Development

HB Section(s): 7.070

Program Name: Missouri Downtown Economic Stimulus Act (MODESA)

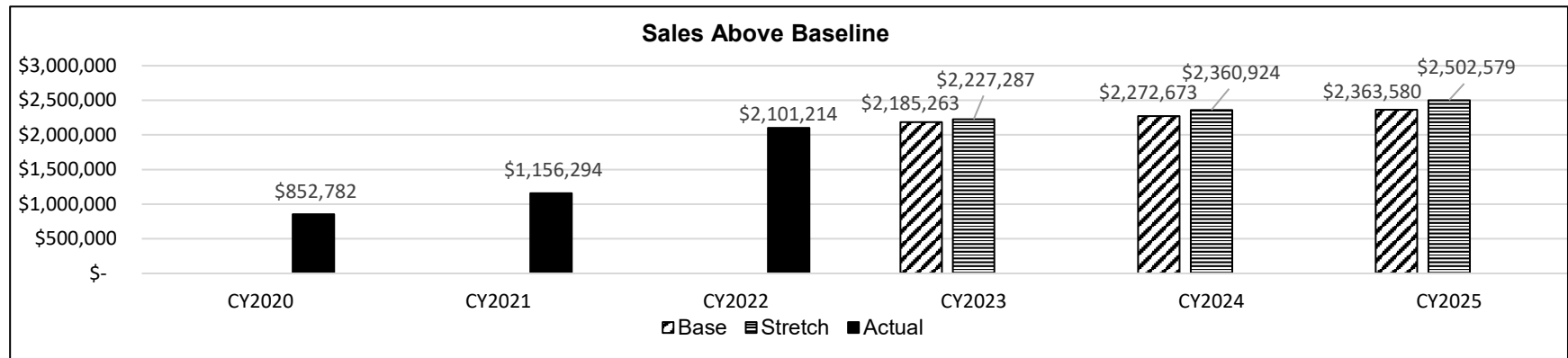
Program is found in the following core budget(s): Missouri Downtown Economic Stimulus Act (MODESA)

2c. Provide a measure(s) of the program's impact.



Note 1: Baseline employees is equal to the number of jobs reported by existing businesses within the project area prior to approval of the redevelopment project. Total Baseline employees is 0.

Note 2: Only reporting businesses are included in this metric. The underperformance in CY2020 was due to both the impacts of COVID-19 as well as the failure for many of these entities to report their sales taxes to DOR and withholding reports to DED in a timely manner.



Note 1: Baseline sales is equal to the number of gross taxable sales tax reported by existing businesses within the project area prior to approval of the redevelopment project.

Note 2: Only reporting businesses are included in the metric, regardless of the sales taxes non-reporting businesses may have produced and paid to the State. Underperformance in CY2020 was due to both the impacts of COVID-19 as well as the failure for many of these entities to report their sales taxes to DOR and withholding reports to DED in a timely manner.

Note 3: The Base target is set at 4% growth and the Stretch target is an increase of 2% over the Base.

PROGRAM DESCRIPTION

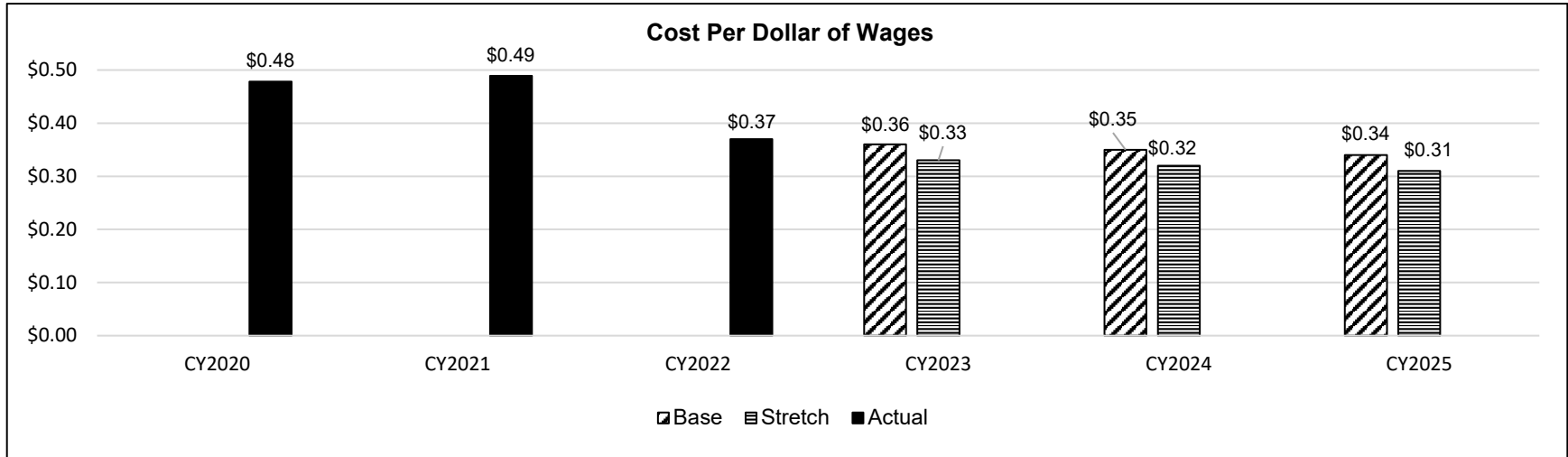
Department: Economic Development

HB Section(s): 7.070

Program Name: Missouri Downtown Economic Stimulus Act (MODESA)

Program is found in the following core budget(s): Missouri Downtown Economic Stimulus Act (MODESA)

2d. Provide a measure(s) of the program's efficiency.



Note 1: Reflects the cost to the state divided by total wages for active projects.

Note 2: Only reporting businesses are included in the metric.

Note 3: The Base target is assuming a \$.01 decline from the prior year and the Stretch target is an additional \$.03 decline from the Base.

PROGRAM DESCRIPTION

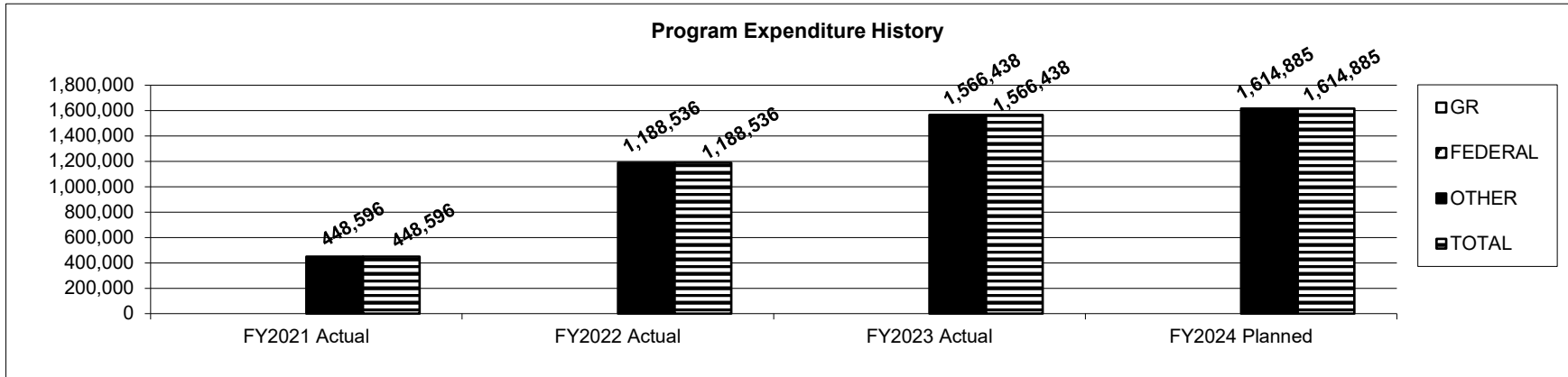
Department: Economic Development

HB Section(s): 7.070

Program Name: Missouri Downtown Economic Stimulus Act (MODESA)

Program is found in the following core budget(s): Missouri Downtown Economic Stimulus Act (MODESA)

3. Provide actual expenditures for the prior three fiscal years and planned expenditures for the current fiscal year. (Note: Amounts do not include fringe benefit costs.)



4. **What are the sources of the "Other " funds?**
Requires a Transfer from General Revenue to the Missouri Downtown Economic Stimulus Act Fund (0766).
5. **What is the authorization for this program, i.e., federal or state statute, etc.? (Include the federal program number, if applicable.)**
Section 99.915, RSMo
6. **Are there federal matching requirements? If yes, please explain.**
No.
7. **Is this a federally mandated program? If yes, please explain.**
No.

NEW DECISION ITEM
RANK: 17 OF 22

Department of Economic Development	Budget Unit	<u>43070C</u>
Division: Business and Community Solutions Division		
DI Name: MODESA Spend Authority Increase	DI#1419014	HB Section <u>7.070</u>

1. AMOUNT OF REQUEST

	FY 2025 Budget Request			
	GR	Federal	Other	Total
PS	0	0	0	0
EE	0	0	0	0
PSD	0	0	1,153,805	1,153,805
TRF	0	0	0	0
Total	<u>0</u>	<u>0</u>	<u>1,153,805</u>	<u>1,153,805</u>
FTE	0.00	0.00	0.00	0.00

Est. Fringe	<u>0</u>	<u>0</u>	<u>0</u>	<u>0</u>
<i>Note: Fringes budgeted in House Bill 5 except for certain fringes budgeted directly to MoDOT, Highway Patrol, and Conservation.</i>				

Other Funds: State Supplemental Downtown Development Fund (0766)
Non-Counts: State Supplemental Downtown Development Fund (0766)

	FY 2025 Governor's Recommendation			
	GR	Federal	Other	Total
PS	0	0	0	0
EE	0	0	0	0
PSD	0	0	2,853,805	2,853,805
TRF	0	0	0	0
Total	<u>0</u>	<u>0</u>	<u>2,853,805</u>	<u>2,853,805</u>
FTE	0.00	0.00	0.00	0.00

Est. Fringe	<u>0</u>	<u>0</u>	<u>0</u>	<u>0</u>
<i>Note: Fringes budgeted in House Bill 5 except for certain fringes budgeted directly to MoDOT, Highway Patrol, and Conservation.</i>				

Other Funds: State Supplemental Downtown Development Fund (0766)
Non-Counts: State Supplemental Downtown Development Fund (0766)

2. THIS REQUEST CAN BE CATEGORIZED AS:

<input type="checkbox"/> New Legislation	<input type="checkbox"/> New Program	<input type="checkbox"/> Fund Switch
<input checked="" type="checkbox"/> Federal Mandate	<input type="checkbox"/> Program Expansion	<input type="checkbox"/> Cost to Continue
<input type="checkbox"/> GR Pick-Up	<input type="checkbox"/> Space Request	<input type="checkbox"/> Equipment Replacement
<input type="checkbox"/> Pay Plan	<input checked="" type="checkbox"/> Other: <u>Increase Spending Authority</u>	

3. WHY IS THIS FUNDING NEEDED? PROVIDE AN EXPLANATION FOR ITEMS CHECKED IN #2. INCLUDE THE FEDERAL OR STATE STATUTORY OR CONSTITUTIONAL AUTHORIZATION FOR THIS PROGRAM.

This New Decision Item requests an increase to the Spending Authority for the Missouri State Supplemental Downtown Development (MODESA) Fund. This program is designed to use increment financing to support redevelopment in Missouri's downtowns. Tax increment financing captures state economic activity taxes generated as a result of planned redevelopment activities within a prescribed area. In this case, it must be within the recognized Central Business District. The net new taxes generated are captured in accordance with the law for approved projects and used to pay the debt service on bonds issued for eligible redevelopment costs. Those costs include public infrastructure necessary to generate reuse of the properties.

Projects requiring an increase include: Kansas City Live and Ballpark Village at a total of \$1,153,805.

NEW DECISION ITEM
RANK: 17 OF 22

Department of Economic Development	Budget Unit	43070C
Division: Business and Community Solutions Division		
DI Name: MODESA Spend Authority Increase	DI#1419014	HB Section
		7.070

4. DESCRIBE THE DETAILED ASSUMPTIONS USED TO DERIVE THE SPECIFIC REQUESTED AMOUNT. (How did you determine that the requested number of FTE were appropriate? From what source or standard did you derive the requested levels of funding? Were alternatives such as outsourcing or automation considered? If based on new legislation, does request tie to TAFP fiscal note? If not, explain why. Detail which portions of the request are one-times and how those amounts were calculated.)

Total reimbursement amounts, prescribed in Certificates of Approval for MODESA projects for FY2025, estimate an increase of \$1,153,805. The current MODESA appropriation is \$1,614,885. This request will bring the total Spend Authority to \$2,768,690.

MODESA requires a General Revenue transfer in to the State Supplemental Downtown Development Fund (0766).

5. BREAK DOWN THE REQUEST BY BUDGET OBJECT CLASS, JOB CLASS, AND FUND SOURCE. IDENTIFY ONE-TIME COSTS.

Budget Object Class/Job Class	Dept Req GR DOLLARS	Dept Req GR FTE	Dept Req FED DOLLARS	Dept Req FED FTE	Dept Req OTHER DOLLARS	Dept Req OTHER FTE	Dept Req TOTAL DOLLARS	Dept Req TOTAL FTE	Dept Req One-Time DOLLARS
							0		
							0	0.0	
Total PS	<u>0</u>	<u>0.0</u>	<u>0</u>	<u>0.0</u>	<u>0</u>	<u>0.0</u>	<u>0</u>	<u>0.0</u>	<u>0</u>
							0		
							0		
							0		
Total EE	<u>0</u>		<u>0</u>		<u>0</u>		<u>0</u>		<u>0</u>
Program Distributions					1,153,805		1,153,805		
Total PSD	<u>0</u>		<u>0</u>		<u>1,153,805</u>		<u>1,153,805</u>		<u>0</u>
Transfers							0		
Total TRF	<u>0</u>		<u>0</u>		<u>0</u>		<u>0</u>		<u>0</u>
Grand Total	<u>0</u>	<u>0.0</u>	<u>0</u>	<u>0.0</u>	<u>1,153,805</u>	<u>0.0</u>	<u>1,153,805</u>	<u>0.0</u>	<u>0</u>

NEW DECISION ITEM
RANK: 17 OF 22

Department of Economic Development				Budget Unit		<u>43070C</u>			
Division: Business and Community Solutions Division				HB Section		<u>7.070</u>			
DI Name: MODESA Spend Authority Increase				DI#1419014					
Budget Object Class/Job Class	Gov Rec GR DOLLARS	Gov Rec GR FTE	Gov Rec FED DOLLARS	Gov Rec FED FTE	Gov Rec OTHER DOLLARS	Gov Rec OTHER FTE	Gov Rec TOTAL DOLLARS	Gov Rec TOTAL FTE	Gov Rec One-Time DOLLARS
							0		
							0	0.0	
Total PS	<u>0</u>	<u>0.0</u>	<u>0</u>	<u>0.0</u>	<u>0</u>	<u>0.0</u>	<u>0</u>	<u>0.0</u>	<u>0</u>
							0		
							0		
							0		
Total EE	<u>0</u>		<u>0</u>		<u>0</u>		<u>0</u>		<u>0</u>
Program Distributions					<u>2,853,805</u>		<u>2,853,805</u>		
Total PSD	<u>0</u>		<u>0</u>		<u>2,853,805</u>		<u>2,853,805</u>		<u>0</u>
Transfers									
Total TRF	<u>0</u>		<u>0</u>		<u>0</u>		<u>0</u>		<u>0</u>
Grand Total	<u>0</u>	<u>0.0</u>	<u>0</u>	<u>0.0</u>	<u>2,853,805</u>	<u>0.0</u>	<u>2,853,805</u>	<u>0.0</u>	<u>0</u>

NEW DECISION ITEM
RANK: 17 OF 22

Department of Economic Development Division: Business and Community Solutions Division DI Name: MODESA Spend Authority Increase DI#1419014	Budget Unit <u>43070C</u> HB Section <u>7.070</u>
---	--

6. PERFORMANCE MEASURES (If new decision item has an associated core, separately identify projected performance with & without additional funding.)

6a. Provide an activity measure(s) for the program.
See MODESA core form for activity measure.

6b. Provide a measure(s) of the program's quality.
See MODESA core form for quality measure.

6c. Provide a measure(s) of the program's impact.
See MODESA core form for impact measure.

6d. Provide a measure(s) of the program's efficiency.
See MODESA core form for efficiency measure.

7. STRATEGIES TO ACHIEVE THE PERFORMANCE MEASUREMENT TARGETS:

See MODESA core form for performance measures.

Department of Economic Development

DECISION ITEM DETAIL

Budget Unit	FY 2023	FY 2023	FY 2024	FY 2024	FY 2025	FY 2025	FY 2025	FY 2025
Decision Item	ACTUAL	ACTUAL	BUDGET	BUDGET	DEPT REQ	DEPT REQ	GOV REC	GOV REC
Budget Object Class	DOLLAR	FTE	DOLLAR	FTE	DOLLAR	FTE	DOLLAR	FTE
MODESA								
MODESA Spend Auth Increase - 1419014								
PROGRAM DISTRIBUTIONS	0	0.00	0	0.00	1,153,805	0.00	2,853,805	0.00
TOTAL - PD	0	0.00	0	0.00	1,153,805	0.00	2,853,805	0.00
GRAND TOTAL	\$0	0.00	\$0	0.00	\$1,153,805	0.00	\$2,853,805	0.00
GENERAL REVENUE								
	\$0	0.00	\$0	0.00	\$0	0.00	\$0	0.00
FEDERAL FUNDS								
	\$0	0.00	\$0	0.00	\$0	0.00	\$0	0.00
OTHER FUNDS								
	\$0	0.00	\$0	0.00	\$1,153,805	0.00	\$2,853,805	0.00

CORE DECISION ITEM

Department	Economic Development	Budget Unit	43085C
Division	Business and Community Solutions		
Core	Downtown Revitalization Pres Pgm (DRPP) Transfer	HB Section	7.080

1. CORE FINANCIAL SUMMARY

FY 2025 Budget Request					FY 2025 Governor's Recommendation				
	GR	Federal	Other	Total		GR	Fed	Other	Total
PS	0	0	0	0	PS	0	0	0	0
EE	0	0	0	0	EE	0	0	0	0
PSD	0	0	0	0	PSD	0	0	0	0
TRF	250,000	0	0	250,000	TRF	250,000	0	0	250,000
Total	250,000	0	0	250,000	Total	250,000	0	0	250,000
FTE	0.00	0.00	0.00	0.00	FTE	0.00	0.00	0.00	0.00
Est. Fringe	0	0	0	0	Est. Fringe	0	0	0	0
<i>Note: Fringes budgeted in House Bill 5 except for certain fringes budgeted directly to MoDOT, Highway Patrol, and Conservation.</i>					<i>Note: Fringes budgeted in House Bill 5 except for certain fringes budgeted directly to MoDOT, Highway Patrol, and Conservation.</i>				

Other Funds:

Other Funds:

2. CORE DESCRIPTION

This core decision item is the required General Revenue transfer that provides funding for the Downtown Revitalization Preservation Program (DRPP). It provides funds to remit for the portion of new state and local taxes created by a redevelopment project that are diverted to fund eligible public infrastructure projects and related costs for a period of 25 years. Net new taxes generated because of the redevelopment project are captured in accordance with the law for approved projects and used to pay eligible redevelopment costs.

3. PROGRAM LISTING (list programs included in this core funding)

Downtown Revitalization Preservation Program (DRPP) Transfer

CORE DECISION ITEM

Department	Economic Development	Budget Unit	43085C
Division	Business and Community Solutions		
Core	Downtown Revitalization Pres Pgm (DRPP) Transfer	HB Section	7.080

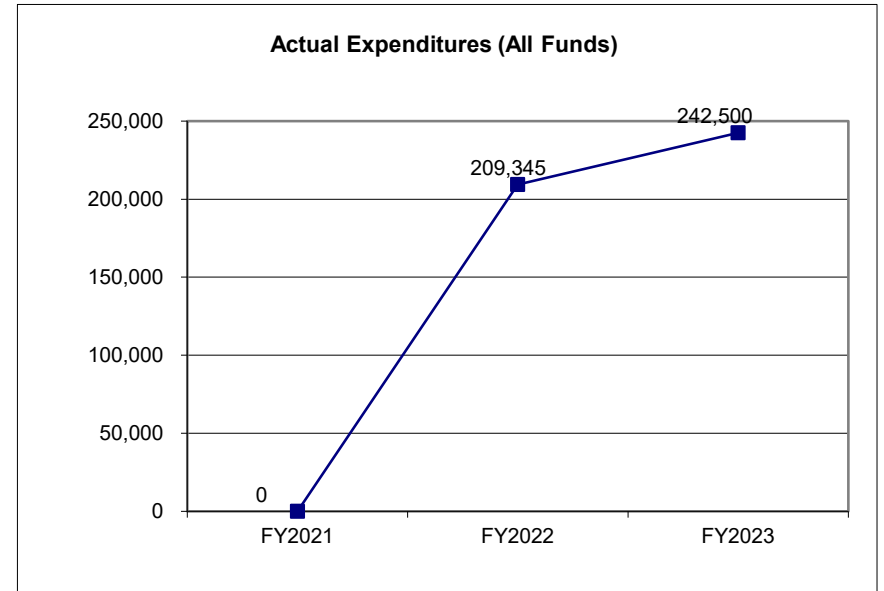
4. FINANCIAL HISTORY

	FY2021 Actual	FY2022 Actual	FY2023 Actual	FY2024 Current Yr.
Appropriation (All Funds)	250,000	250,000	250,000	250,000
Less Reverted (All Funds)	(7,500)	(7,500)	(7,500)	(7,500)
Less Restricted (All Funds)	0	0	0	0
Budget Authority (All Funds)	242,500	242,500	242,500	242,500
Actual Expenditures (All Funds)	0	209,345	242,500	N/A
Unexpended (All Funds)	242,500	33,155	0	N/A
Unexpended, by Fund:				
General Revenue	242,500	33,155	0	N/A
Federal	0	0	0	N/A
Other	0	0	0	N/A

*Restricted amount is as of: _____

Reverted includes Governor's standard 3 percent reserve (when applicable).
 Restricted includes any extraordinary expenditure restriction (when applicable).

NOTES:



CORE RECONCILIATION DETAIL

DEPARTMENT OF ECONOMIC DEVELOPMENT
DNTWN REVITAL PRESERV TRANSFER

5. CORE RECONCILIATION DETAIL

	Budget Class	FTE	GR	Federal	Other	Total	Explanation
<hr/>							
TAFP AFTER VETOES	TRF	0.00	250,000	0	0	250,000	
	Total	0.00	250,000	0	0	250,000	
<hr/>							
DEPARTMENT CORE REQUEST	TRF	0.00	250,000	0	0	250,000	
	Total	0.00	250,000	0	0	250,000	
<hr/>							
GOVERNOR'S RECOMMENDED CORE	TRF	0.00	250,000	0	0	250,000	
	Total	0.00	250,000	0	0	250,000	
<hr/>							

Department of Economic Development

DECISION ITEM SUMMARY

Budget Unit								
Decision Item	FY 2023	FY 2023	FY 2024	FY 2024	FY 2025	FY 2025	FY 2025	FY 2025
Budget Object Summary	ACTUAL	ACTUAL	BUDGET	BUDGET	DEPT REQ	DEPT REQ	GOV REC	GOV REC
Fund	DOLLAR	FTE	DOLLAR	FTE	DOLLAR	FTE	DOLLAR	FTE
DNTWN REVITAL PRESERV TRANSFER								
CORE								
FUND TRANSFERS								
GENERAL REVENUE	242,500	0.00	250,000	0.00	250,000	0.00	250,000	0.00
TOTAL - TRF	242,500	0.00	250,000	0.00	250,000	0.00	250,000	0.00
TOTAL	242,500	0.00	250,000	0.00	250,000	0.00	250,000	0.00
DRPP GR Transfer Increase - 1419011								
FUND TRANSFERS								
GENERAL REVENUE	0	0.00	0	0.00	110,500	0.00	110,500	0.00
TOTAL - TRF	0	0.00	0	0.00	110,500	0.00	110,500	0.00
TOTAL	0	0.00	0	0.00	110,500	0.00	110,500	0.00
GRAND TOTAL	\$242,500	0.00	\$250,000	0.00	\$360,500	0.00	\$360,500	0.00

1/24/24 11:45

im_disummary

Department of Economic Development

DECISION ITEM DETAIL

Budget Unit	FY 2023	FY 2023	FY 2024	FY 2024	FY 2025	FY 2025	FY 2025	FY 2025
Decision Item	ACTUAL	ACTUAL	BUDGET	BUDGET	DEPT REQ	DEPT REQ	GOV REC	GOV REC
Budget Object Class	DOLLAR	FTE	DOLLAR	FTE	DOLLAR	FTE	DOLLAR	FTE
DNTWN REVITAL PRESERV TRANSFER								
CORE								
TRANSFERS OUT	242,500	0.00	250,000	0.00	250,000	0.00	250,000	0.00
TOTAL - TRF	242,500	0.00	250,000	0.00	250,000	0.00	250,000	0.00
GRAND TOTAL	\$242,500	0.00	\$250,000	0.00	\$250,000	0.00	\$250,000	0.00
GENERAL REVENUE	\$242,500	0.00	\$250,000	0.00	\$250,000	0.00	\$250,000	0.00
FEDERAL FUNDS	\$0	0.00	\$0	0.00	\$0	0.00	\$0	0.00
OTHER FUNDS	\$0	0.00	\$0	0.00	\$0	0.00	\$0	0.00

PROGRAM DESCRIPTION

Department: Economic Development

HB Section(s): 7.075

Program Name: Downtown Revitalization Pres Trf (DRPP)

Program is found in the following core budget(s): Downtown Revitalization Preservation (DRPP)

1a. What strategic priority does this program address?

Business and Community Development

1b. What does this program do?

This item is the required General Revenue transfer that provides funding for the Downtown Revitalization Preservation Program (DRPP). It provides funds to remit for the portion of new state and local taxes created by a redevelopment project that are diverted to fund eligible public infrastructure projects and related costs for a period of 25 years. Net new taxes generated because of the redevelopment project are captured in accordance with the law for approved projects and used to pay eligible redevelopment costs.

2a. Provide an activity measure(s) for the program.

This is a transfer; therefore, refer to the DRPP Core for measures.

2b. Provide a measure(s) of the program's quality.

This is a transfer; therefore, refer to the DRPP Core for measures.

2c. Provide a measure(s) of the program's impact.

This is a transfer; therefore, refer to the DRPP Core for measures.

2d. Provide a measure(s) of the program's efficiency.

This is a transfer; therefore, refer to the DRPP Core for measures.

PROGRAM DESCRIPTION

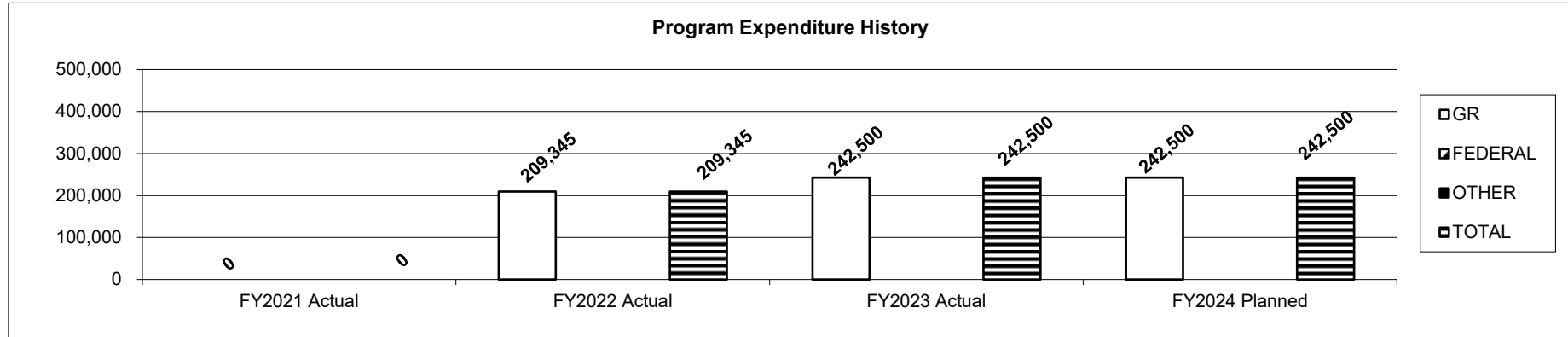
Department: Economic Development

HB Section(s): 7.075

Program Name: Downtown Revitalization Pres Trf (DRPP)

Program is found in the following core budget(s): Downtown Revitalization Preservation (DRPP)

3. Provide actual expenditures for the prior three fiscal years and planned expenditures for the current fiscal year. *(Note: Amounts do not include fringe benefit costs.)*



Note: Planned expenditures for GR reflect 3% Governor's Reserve.

4. What are the sources of the "Other " funds?

Requires a GR Transfer to Downtown Revitalization Preservation Program (0907).

5. What is the authorization for this program, i.e., federal or state statute, etc.? (Include the federal program number, if applicable.)

Section 99.1080-99.1092, RSMo

6. Are there federal matching requirements? If yes, please explain.

No

7. Is this a federally mandated program? If yes, please explain.

No

NEW DECISION ITEM
RANK: 18 OF 22

Department of Economic Development	Budget Unit	43085C
Division: Business and Community Solutions Division		
DI Name: DRPP GR Transfer Increase	HB Section	7.075
DI#1419011		

1. AMOUNT OF REQUEST

	FY 2025 Budget Request			
	GR	Federal	Other	Total
PS	0	0	0	0
EE	0	0	0	0
PSD	0	0	0	0
TRF	110,500	0	0	110,500
Total	110,500	0	0	110,500
FTE	0.00	0.00	0.00	0.00

Est. Fringe	0	0	0	0
--------------------	---	---	---	---

Note: Fringes budgeted in House Bill 5 except for certain fringes budgeted directly to MoDOT, Highway Patrol, and Conservation.

Other Funds:
Non-Counts:

	FY 2025 Governor's Recommendation			
	GR	Federal	Other	Total
PS	0	0	0	0
EE	0	0	0	0
PSD	0	0	0	0
TRF	110,500	0	0	110,500
Total	110,500	0	0	110,500
FTE	0.00	0.00	0.00	0.00

Est. Fringe	0	0	0	0
--------------------	---	---	---	---

Note: Fringes budgeted in House Bill 5 except for certain fringes budgeted directly to MoDOT, Highway Patrol, and Conservation.

Other Funds:
Non-Counts:

2. THIS REQUEST CAN BE CATEGORIZED AS:

<input type="checkbox"/> New Legislation	<input type="checkbox"/> New Program	<input type="checkbox"/> Fund Switch
<input type="checkbox"/> Federal Mandate	<input checked="" type="checkbox"/> Program Expansion	<input type="checkbox"/> Cost to Continue
<input type="checkbox"/> GR Pick-Up	<input type="checkbox"/> Space Request	<input type="checkbox"/> Equipment Replacement
<input type="checkbox"/> Pay Plan	<input checked="" type="checkbox"/> Other: Increase GR Transfer	

3. WHY IS THIS FUNDING NEEDED? PROVIDE AN EXPLANATION FOR ITEMS CHECKED IN #2. INCLUDE THE FEDERAL OR STATE STATUTORY OR CONSTITUTIONAL AUTHORIZATION FOR THIS PROGRAM.

This new decision item is being requested in order to increase the General Revenue Transfer for the Downtown Revitalization Preservation Program (DRPP). DRPP allows a portion of the new state and local taxes created by a redevelopment project to be diverted to fund eligible public infrastructure projects, along with related costs for a period of 25 years. Net new taxes generated because of the redevelopment project are captured and diverted to pay the debt service on bonds issued to fund the project. The purpose of the program is to facilitate the redevelopment of downtown areas and the creation of jobs by providing essential public infrastructure. The project requiring the increase is Springfield Downtown Redevelopment.

NEW DECISION ITEM
RANK: 18 OF 22

Department of Economic Development	Budget Unit	<u>43085C</u>
Division: Business and Community Solutions Division		
DI Name: DRPP GR Transfer Increase	DI#1419011	HB Section <u>7.075</u>

4. DESCRIBE THE DETAILED ASSUMPTIONS USED TO DERIVE THE SPECIFIC REQUESTED AMOUNT. (How did you determine that the requested number of FTE were appropriate? From what source or standard did you derive the requested levels of funding? Were alternatives such as outsourcing or automation considered? If based on new legislation, does request tie to TAFP fiscal note? If not, explain why. Detail which portions of the request are one-times and how those amounts were calculated.)

Total reimbursement amounts estimate an increase of \$110,500. The current DRPP appropriation is \$250,000. This request will bring the total DRPP appropriation and the GR Transfer to \$360,500.

DRPP requires a General Revenue transfer into the Downtown Revitalization Preservation Fund (0907).

5. BREAK DOWN THE REQUEST BY BUDGET OBJECT CLASS, JOB CLASS, AND FUND SOURCE. IDENTIFY ONE-TIME COSTS.

Budget Object Class/Job Class	Dept Req GR DOLLARS	Dept Req GR FTE	Dept Req FED DOLLARS	Dept Req FED FTE	Dept Req OTHER DOLLARS	Dept Req OTHER FTE	Dept Req TOTAL DOLLARS	Dept Req TOTAL FTE	Dept Req One-Time DOLLARS
							0		
							0	0.0	
Total PS	<u>0</u>	<u>0.0</u>	<u>0</u>	<u>0.0</u>	<u>0</u>	<u>0.0</u>	<u>0</u>	<u>0.0</u>	<u>0</u>
							0		
							0		
							0		
Total EE	<u>0</u>		<u>0</u>		<u>0</u>		<u>0</u>		<u>0</u>
Program Distributions							0		
Total PSD	<u>0</u>		<u>0</u>		<u>0</u>		<u>0</u>		<u>0</u>
Transfers	110,500						110,500		
Total TRF	<u>110,500</u>		<u>0</u>		<u>0</u>		<u>110,500</u>		<u>0</u>
Grand Total	<u>110,500</u>	<u>0.0</u>	<u>0</u>	<u>0.0</u>	<u>0</u>	<u>0.0</u>	<u>110,500</u>	<u>0.0</u>	<u>0</u>

NEW DECISION ITEM
RANK: 18 OF 22

Department of Economic Development				Budget Unit		43085C			
Division: Business and Community Solutions Division									
DI Name: DRPP GR Transfer Increase			DI#1419011			HB Section		7.075	
Budget Object Class/Job Class	Gov Rec GR DOLLARS	Gov Rec GR FTE	Gov Rec FED DOLLARS	Gov Rec FED FTE	Gov Rec OTHER DOLLARS	Gov Rec OTHER FTE	Gov Rec TOTAL DOLLARS	Gov Rec TOTAL FTE	Gov Rec One-Time DOLLARS
							0		
							0	0.0	
Total PS	0	0.0	0	0.0	0	0.0	0	0.0	0
							0		
							0		
							0		
Total EE	0		0		0		0		0
Program Distributions							0		
Total PSD	0		0		0		0		0
Transfers	110,500						110,500		
Total TRF	110,500		0		0		110,500		0
Grand Total	110,500	0.0	0	0.0	0	0.0	110,500	0.0	0

NEW DECISION ITEM
RANK: 18 OF 22

Department of Economic Development	Budget Unit	<u>43085C</u>
Division: Business and Community Solutions Division		
DI Name: DRPP GR Transfer Increase	DI#1419011	HB Section <u>7.075</u>

6. PERFORMANCE MEASURES (If new decision item has an associated core, separately identify projected performance with & without additional funding.)

6a. Provide an activity measure(s) for the program.
See DRPP core form for activity measure.

6b. Provide a measure(s) of the program's quality.
See DRPP core form for quality measure.

6c. Provide a measure(s) of the program's impact.
See DRPP core form for impact measure.

6d. Provide a measure(s) of the program's efficiency.
See DRPP core form for efficiency measure.

7. STRATEGIES TO ACHIEVE THE PERFORMANCE MEASUREMENT TARGETS:

See DRPP core form for performance measures.

Department of Economic Development

DECISION ITEM DETAIL

Budget Unit	FY 2023	FY 2023	FY 2024	FY 2024	FY 2025	FY 2025	FY 2025	FY 2025
Decision Item	ACTUAL	ACTUAL	BUDGET	BUDGET	DEPT REQ	DEPT REQ	GOV REC	GOV REC
Budget Object Class	DOLLAR	FTE	DOLLAR	FTE	DOLLAR	FTE	DOLLAR	FTE
DNTWN REVITAL PRESERV TRANSFER								
DRPP GR Transfer Increase - 1419011								
TRANSFERS OUT	0	0.00	0	0.00	110,500	0.00	110,500	0.00
TOTAL - TRF	0	0.00	0	0.00	110,500	0.00	110,500	0.00
GRAND TOTAL	\$0	0.00	\$0	0.00	\$110,500	0.00	\$110,500	0.00
GENERAL REVENUE	\$0	0.00	\$0	0.00	\$110,500	0.00	\$110,500	0.00
FEDERAL FUNDS	\$0	0.00	\$0	0.00	\$0	0.00	\$0	0.00
OTHER FUNDS	\$0	0.00	\$0	0.00	\$0	0.00	\$0	0.00

CORE DECISION ITEM

Department: Economic Development					Budget Unit					43080C									
Division: Business and Community Solutions																			
Core: Downtown Revitalization Preservation Program										HB Section					7.085				
1. CORE FINANCIAL SUMMARY																			
FY 2025 Budget Request										FY 2025 Governor's Recommendation									
		GR		Federal		Other		Total				GR		Fed		Other		Total	
PS		0		0		0		0		PS		0		0		0		0	
EE		0		0		0		0		EE		0		0		0		0	
PSD		0		0		250,000		250,000		PSD		0		0		250,000		250,000	
TRF		0		0		0		0		TRF		0		0		0		0	
Total		0		0		250,000		250,000		Total		0		0		250,000		250,000	
FTE		0.00		0.00		0.00		0.00		FTE		0.00		0.00		0.00		0.00	
Est. Fringe		0		0		0		0		Est. Fringe		0		0		0		0	
Note: Fringes budgeted in House Bill 5 except for certain fringes budgeted directly to MoDOT, Highway Patrol, and Conservation.										Note: Fringes budgeted in House Bill 5 except for certain fringes budgeted directly to MoDOT, Highway Patrol, and Conservation.									
Other Funds:		Downtown Revitalization Preservation Fund (0907)																	
Notes:		Requires a GR transfer to DRPP Fund (0907)																	
2. CORE DESCRIPTION																			
The Downtown Revitalization Preservation Program is authorized in 99.1080 to 99.1092, RSMo. The purpose of the program is to facilitate job creation and community revitalization by providing essential public infrastructure. It allows a portion of the new state and local taxes created by a redevelopment project to be diverted to fund eligible public infrastructure projects and related costs for a period of 25 years. Net new taxes generated because of the redevelopment project are captured and diverted to pay the debt service on bonds issued to fund the project.																			
Current Obligations:																			
(1) College Station/Heer's Tower: located in the downtown core of Springfield; consists of mixed use of entertainment, dining, residential, retail, office space and parking needs; and																			
(2) Hannibal Clemens Redevelopment: located in the downtown core of Hannibal; consists of a complete renovation of the existing stadium, playing field, boundary wall and certain smaller buildings on the site for the location of a summer college baseball league.																			
3. PROGRAM LISTING (list programs included in this core funding)																			
Downtown Revitalization Preservation Program (DRPP)																			

CORE DECISION ITEM

Department: Economic Development
Division: Business and Community Solutions
Core: Downtown Revitalization Preservation Program

Budget Unit 43080C
HB Section 7.085

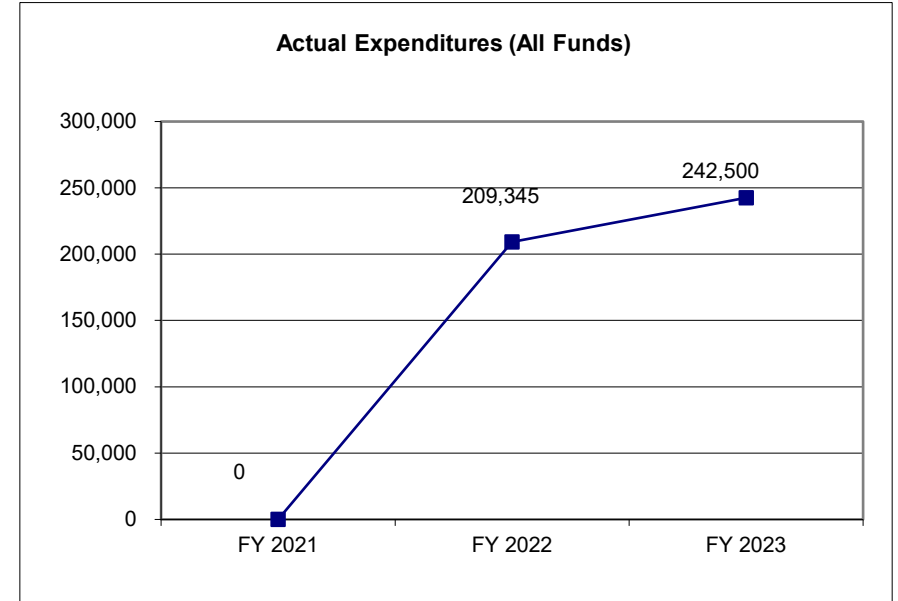
4. FINANCIAL HISTORY

	FY 2021 Actual	FY 2022 Actual	FY 2023 Actual	FY 2024 Current Yr.
Appropriation (All Funds)	250,000	250,000	250,000	250,000
Less Reverted (All Funds)	0	0	0	0
Less Restricted (All Funds)*	0	0	0	0
Budget Authority (All Funds)	250,000	250,000	250,000	250,000
Actual Expenditures (All Funds)	0	209,345	242,500	N/A
Unexpended (All Funds)	250,000	40,655	7,500	N/A
Unexpended, by Fund:				
General Revenue	0	0	0	N/A
Federal	0	0	0	N/A
Other	250,000	40,655	7,500	N/A
	(1)	(1)	(1)	

*Restricted amount is as of: _____

Reverted includes Governor's standard 3 percent reserve (when applicable).
 Restricted includes any extraordinary expenditure restriction (when applicable).

NOTES: (1) Funds are only expended as projects generate increment.



CORE RECONCILIATION DETAIL

**DEPARTMENT OF ECONOMIC DEVELOPMENT
DOWNTOWN REVITAL PRESERVATION**

5. CORE RECONCILIATION DETAIL

	Budget Class	FTE	GR	Federal	Other	Total	Explanation
TAFP AFTER VETOES							
	PD	0.00	0	0	250,000	250,000	
	Total	0.00	0	0	250,000	250,000	
DEPARTMENT CORE REQUEST							
	PD	0.00	0	0	250,000	250,000	
	Total	0.00	0	0	250,000	250,000	
GOVERNOR'S RECOMMENDED CORE							
	PD	0.00	0	0	250,000	250,000	
	Total	0.00	0	0	250,000	250,000	

Department of Economic Development

DECISION ITEM SUMMARY

Budget Unit								
Decision Item	FY 2023	FY 2023	FY 2024	FY 2024	FY 2025	FY 2025	FY 2025	FY 2025
Budget Object Summary	ACTUAL	ACTUAL	BUDGET	BUDGET	DEPT REQ	DEPT REQ	GOV REC	GOV REC
Fund	DOLLAR	FTE	DOLLAR	FTE	DOLLAR	FTE	DOLLAR	FTE
DOWNTOWN REVITAL PRESERVATION								
CORE								
PROGRAM-SPECIFIC								
DOWNTOWN REVITALIZ PRESERVATN	242,500	0.00	250,000	0.00	250,000	0.00	250,000	0.00
TOTAL - PD	242,500	0.00	250,000	0.00	250,000	0.00	250,000	0.00
TOTAL	242,500	0.00	250,000	0.00	250,000	0.00	250,000	0.00
DRPP Spend Authority Increase - 1419012								
PROGRAM-SPECIFIC								
DOWNTOWN REVITALIZ PRESERVATN	0	0.00	0	0.00	110,500	0.00	110,500	0.00
TOTAL - PD	0	0.00	0	0.00	110,500	0.00	110,500	0.00
TOTAL	0	0.00	0	0.00	110,500	0.00	110,500	0.00
GRAND TOTAL	\$242,500	0.00	\$250,000	0.00	\$360,500	0.00	\$360,500	0.00

1/24/24 11:45

im_disummary

Department of Economic Development

DECISION ITEM DETAIL

Budget Unit	FY 2023	FY 2023	FY 2024	FY 2024	FY 2025	FY 2025	FY 2025	FY 2025
Decision Item	ACTUAL	ACTUAL	BUDGET	BUDGET	DEPT REQ	DEPT REQ	GOV REC	GOV REC
Budget Object Class	DOLLAR	FTE	DOLLAR	FTE	DOLLAR	FTE	DOLLAR	FTE
DOWNTOWN REVITAL PRESERVATION								
CORE								
PROGRAM DISTRIBUTIONS	242,500	0.00	250,000	0.00	250,000	0.00	250,000	0.00
TOTAL - PD	242,500	0.00	250,000	0.00	250,000	0.00	250,000	0.00
GRAND TOTAL	\$242,500	0.00	\$250,000	0.00	\$250,000	0.00	\$250,000	0.00
GENERAL REVENUE	\$0	0.00	\$0	0.00	\$0	0.00	\$0	0.00
FEDERAL FUNDS	\$0	0.00	\$0	0.00	\$0	0.00	\$0	0.00
OTHER FUNDS	\$242,500	0.00	\$250,000	0.00	\$250,000	0.00	\$250,000	0.00

PROGRAM DESCRIPTION

Department: Economic Development

HB Section(s): 7.080

Program Name: Downtown Revitalization Preservation Program

Program is found in the following core budget(s): Downtown Revitalization Preservation Program (DRPP)

1a. What strategic priority does this program address?

Business and Community Development

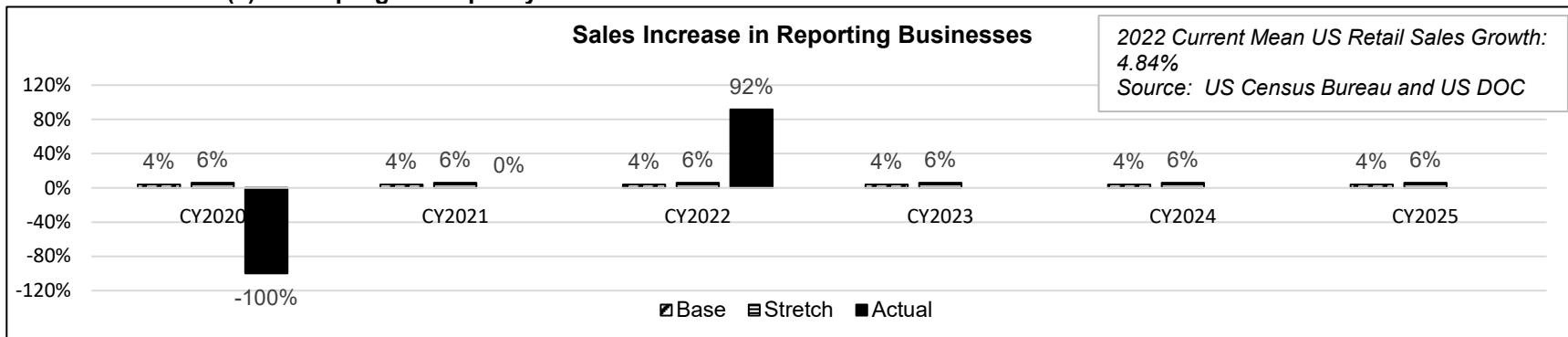
1b. What does this program do?

- The purpose of the Downtown Revitalization Preservation Program (DRPP) is to facilitate job creation and community revitalization by providing essential public infrastructure. The program converts underutilized properties and places them back in active production by generating new sales and by creating new jobs.
- The program limits these activities to municipalities with a population of 200,000 inhabitants or less, and median household income of \$62,000 or less.
- DRPP involves the issuance of local bonds or other obligations, which are secured by a pledge of a statutory portion of: (1) economic activity taxes (i.e. local sales tax) and (2) payments in lieu of taxes (i.e. property tax) attributable to the increase in taxable activity inside the redevelopment area, resulting from redevelopment improvements.
- DRPP redirects up to 50% of the general revenue sales taxes generated as a result of planned redevelopment activities within a prescribed area for up to 25 years.
- The state taxes are paid and then diverted back to the applicant as a function of the annual appropriation process.

2a. Provide an activity measure(s) for the program.

	CY2020		CY2021		CY2022		CY2023	CY2024	CY2025
	Projected	Actual	Projected	Actual	Projected	Actual	Projected	Projected	Projected
Number of Active DRPP Projects	2	2	2	2	2	2	2	2	2

2b. Provide a measure(s) of the program's quality.



Note 1: Reflects yearly increase in net new sales tax for active projects.

Note 2: No payment was issued in CY2020 due to the decreased sales taxes in the area.

Note 3: Base target is projected to be 4% and Stretch target is set at 2% above the Base.

PROGRAM DESCRIPTION

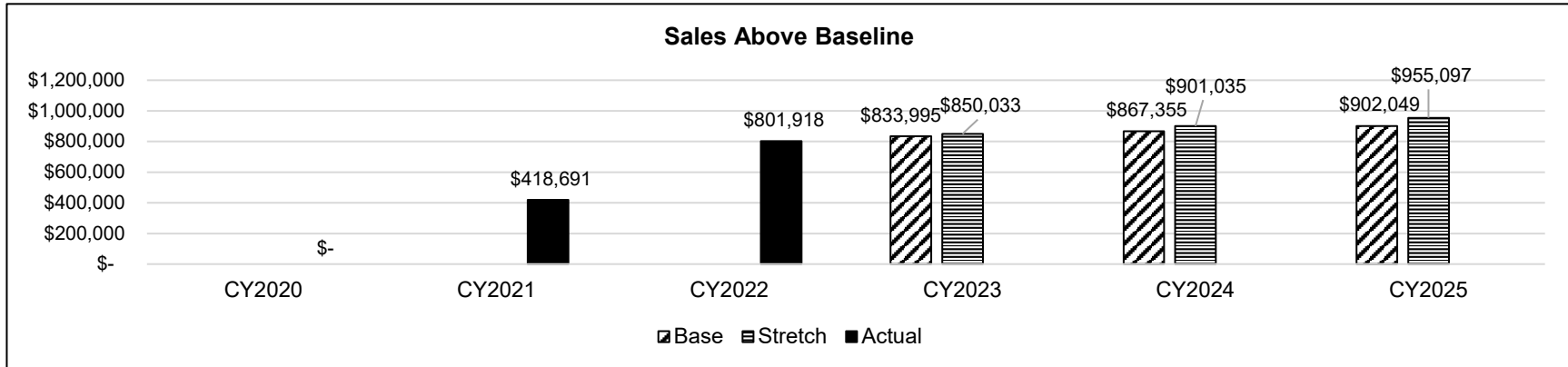
Department: Economic Development

HB Section(s): 7.080

Program Name: Downtown Revitalization Preservation Program

Program is found in the following core budget(s): Downtown Revitalization Preservation Program (DRPP)

2c. Provide a measure(s) of the program's impact.

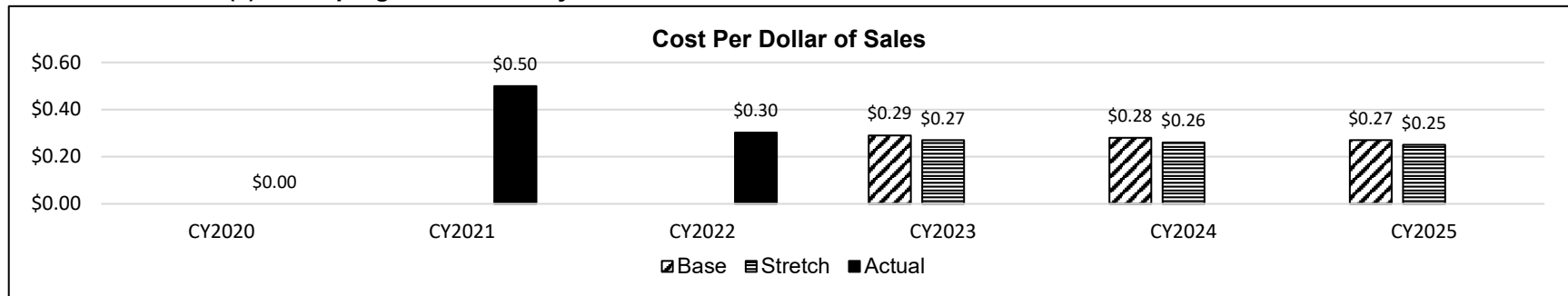


Note 1: Reflects calendar year gross sales tax reported above the baseline for active projects.

Note 2: No payment was issued for CY2020, as there were no sales taxes generated above the baseline amount.

Note 3: The Base Target is set at 4% growth and the Stretch target is an increase of 2% over the Base. The sales are expected to pick back up in future years as the retail sales growth has been slowly increasing back to pre-COVID levels.

2d. Provide a measure(s) of the program's efficiency.



Note 1: Reflects the cost to the state divided by total sales for active projects.

Note 2: Only reporting businesses are included in the metric.

Note 3: No payment was issued for CY2020 so there is no cost per dollar of sales figure.

Note 4: The Base target is assuming a \$.01 decline from the prior year and the Stretch target is an additional \$.02 decline from the Base.

PROGRAM DESCRIPTION

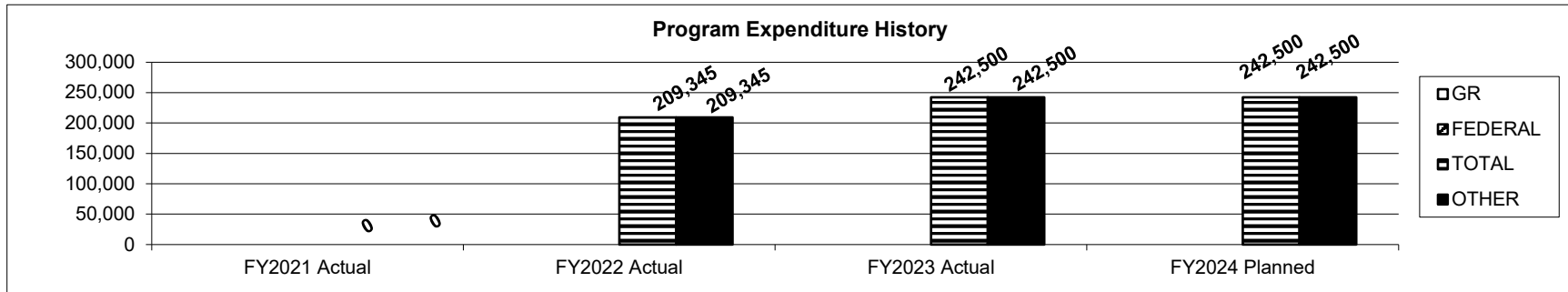
Department: Economic Development

HB Section(s): 7.080

Program Name: Downtown Revitalization Preservation Program

Program is found in the following core budget(s): Downtown Revitalization Preservation Program (DRPP)

3. Provide actual expenditures for the prior three fiscal years and planned expenditures for the current fiscal year. *(Note: Amounts do not include fringe benefit costs.)*



Note: Planned Expenditures reflect 3% Governor's Reserve on GR Transfer.

4. What are the sources of the "Other " funds?

Requires a Transfer from General Revenue to the Downtown Revitalization Preservation Fund (0907).

5. What is the authorization for this program, i.e., federal or state statute, etc.? (Include the federal program number, if applicable.)

Section 99.1080 to 99.1092, RSMo

6. Are there federal matching requirements? If yes, please explain.

No

7. Is this a federally mandated program? If yes, please explain.

No

NEW DECISION ITEM
RANK: 19 OF 22

Department of Economic Development	Budget Unit	43080C
Division: Business and Community Solutions Division		
DI Name: DRPP Spend Authority Increase	DI#1419012	HB Section
		7.080

1. AMOUNT OF REQUEST

	FY 2025 Budget Request			
	GR	Federal	Other	Total
PS	0	0	0	0
EE	0	0	0	0
PSD	0	0	110,500	110,500
TRF	0	0	0	0
Total	0	0	110,500	110,500
FTE	0.00	0.00	0.00	0.00

Est. Fringe	0	0	0	0
--------------------	---	---	---	---

Note: Fringes budgeted in House Bill 5 except for certain fringes budgeted directly to MoDOT, Highway Patrol, and Conservation.

Other Funds: Downtown Revitalization Preservation Fund (0907)
Non-Counts: Downtown Revitalization Preservation Fund (0907)

	FY 2025 Governor's Recommendation			
	GR	Federal	Other	Total
PS	0	0	0	0
EE	0	0	0	0
PSD	0	0	110,500	110,500
TRF	0	0	0	0
Total	0	0	110,500	110,500
FTE	0.00	0.00	0.00	0.00

Est. Fringe	0	0	0	0
--------------------	---	---	---	---

Note: Fringes budgeted in House Bill 5 except for certain fringes budgeted directly to MoDOT, Highway Patrol, and Conservation.

Other Funds: Downtown Revitalization Preservation Fund (0907)
Non-Counts: Downtown Revitalization Preservation Fund (0907)

2. THIS REQUEST CAN BE CATEGORIZED AS:

<input type="checkbox"/> New Legislation	<input type="checkbox"/> New Program	<input type="checkbox"/> Fund Switch
<input checked="" type="checkbox"/> Federal Mandate	<input type="checkbox"/> Program Expansion	<input type="checkbox"/> Cost to Continue
<input type="checkbox"/> GR Pick-Up	<input type="checkbox"/> Space Request	<input type="checkbox"/> Equipment Replacement
<input checked="" type="checkbox"/> Pay Plan	<input type="checkbox"/> Other: <u>Increase Spending Authority</u>	

3. WHY IS THIS FUNDING NEEDED? PROVIDE AN EXPLANATION FOR ITEMS CHECKED IN #2. INCLUDE THE FEDERAL OR STATE STATUTORY OR CONSTITUTIONAL AUTHORIZATION FOR THIS PROGRAM.

This New Decision Item is being requested in order to increase the appropriation authority for the Downtown Revitalization Preservation Program (DRPP). DRPP allows a portion of the new state and local taxes created by a redevelopment project to be diverted to fund eligible public infrastructure projects, along with related costs for a period of 25 years. Net new taxes generated because of the redevelopment project are captured and diverted to pay the debt service on bonds issued to fund the project. The purpose of the program is to facilitate the redevelopment of downtown areas and the creation of jobs by providing essential public infrastructure. The project requiring the increase is Springfield Downtown Redevelopment.

NEW DECISION ITEM
RANK: 19 OF 22

Department of Economic Development	Budget Unit	<u>43080C</u>
Division: Business and Community Solutions Division		
DI Name: DRPP Spend Authority Increase	DI#1419012	HB Section <u>7.080</u>

4. DESCRIBE THE DETAILED ASSUMPTIONS USED TO DERIVE THE SPECIFIC REQUESTED AMOUNT. (How did you determine that the requested number of FTE were appropriate? From what source or standard did you derive the requested levels of funding? Were alternatives such as outsourcing or automation considered? If based on new legislation, does request tie to TAFP fiscal note? If not, explain why. Detail which portions of the request are one-times and how those amounts were calculated.)

Total reimbursement amounts estimate an increase of \$110,500. The current DRPP appropriation is \$250,000. This request will bring the total DRPP appropriation and the GR Transfer to \$360,500.

DRPP requires a General Revenue transfer into the Downtown Revitalization Preservation Fund (0907).

5. BREAK DOWN THE REQUEST BY BUDGET OBJECT CLASS, JOB CLASS, AND FUND SOURCE. IDENTIFY ONE-TIME COSTS.

Budget Object Class/Job Class	Dept Req GR DOLLARS	Dept Req GR FTE	Dept Req FED DOLLARS	Dept Req FED FTE	Dept Req OTHER DOLLARS	Dept Req OTHER FTE	Dept Req TOTAL DOLLARS	Dept Req TOTAL FTE	Dept Req One-Time DOLLARS
							0		
							0	0.0	
Total PS	<u>0</u>	<u>0.0</u>	<u>0</u>	<u>0.0</u>	<u>0</u>	<u>0.0</u>	<u>0</u>	<u>0.0</u>	<u>0</u>
							0		
							0		
							0		
Total EE	<u>0</u>		<u>0</u>		<u>0</u>		<u>0</u>		<u>0</u>
Program Distributions					110,500		110,500		
Total PSD	<u>0</u>		<u>0</u>		<u>110,500</u>		<u>110,500</u>		<u>0</u>
Transfers							0		
Total TRF	<u>0</u>		<u>0</u>		<u>0</u>		<u>0</u>		<u>0</u>
Grand Total	<u>0</u>	<u>0.0</u>	<u>0</u>	<u>0.0</u>	<u>110,500</u>	<u>0.0</u>	<u>110,500</u>	<u>0.0</u>	<u>0</u>

NEW DECISION ITEM
RANK: 19 OF 22

Department of Economic Development				Budget Unit		43080C			
Division: Business and Community Solutions Division									
DI Name: DRPP Spend Authority Increase			DI#1419012			HB Section		7.080	
Budget Object Class/Job Class	Gov Rec GR DOLLARS	Gov Rec GR FTE	Gov Rec FED DOLLARS	Gov Rec FED FTE	Gov Rec OTHER DOLLARS	Gov Rec OTHER FTE	Gov Rec TOTAL DOLLARS	Gov Rec TOTAL FTE	Gov Rec One-Time DOLLARS
							0		
							0	0.0	
Total PS	0	0.0	0	0.0	0	0.0	0	0.0	0
							0		
							0		
							0		
Total EE	0		0		0		0		0
Program Distributions					110,500		110,500		
Total PSD	0		0		110,500		110,500		0
Transfers									
Total TRF	0		0		0		0		0
Grand Total	0	0.0	0	0.0	110,500	0.0	110,500	0.0	0

NEW DECISION ITEM
RANK: 19 OF 22

Department of Economic Development	Budget Unit	<u>43080C</u>
Division: Business and Community Solutions Division		
DI Name: DRPP Spend Authority Increase	DI#1419012	HB Section <u>7.080</u>

6. PERFORMANCE MEASURES (If new decision item has an associated core, separately identify projected performance with & without additional funding.)

6a. Provide an activity measure(s) for the program.
See DRPP core form for activity measure.

6b. Provide a measure(s) of the program's quality.
See DRPP core form for quality measure.

6c. Provide a measure(s) of the program's impact.
See DRPP core form for impact measure.

6d. Provide a measure(s) of the program's efficiency.
See DRPP core form for efficiency measure.

7. STRATEGIES TO ACHIEVE THE PERFORMANCE MEASUREMENT TARGETS:

See DRPP core form for performance measures.

Department of Economic Development

DECISION ITEM DETAIL

Budget Unit	FY 2023	FY 2023	FY 2024	FY 2024	FY 2025	FY 2025	FY 2025	FY 2025
Decision Item	ACTUAL	ACTUAL	BUDGET	BUDGET	DEPT REQ	DEPT REQ	GOV REC	GOV REC
Budget Object Class	DOLLAR	FTE	DOLLAR	FTE	DOLLAR	FTE	DOLLAR	FTE
DOWNTOWN REVITAL PRESERVATION								
DRPP Spend Authority Increase - 1419012								
PROGRAM DISTRIBUTIONS	0	0.00	0	0.00	110,500	0.00	110,500	0.00
TOTAL - PD	0	0.00	0	0.00	110,500	0.00	110,500	0.00
GRAND TOTAL	\$0	0.00	\$0	0.00	\$110,500	0.00	\$110,500	0.00
GENERAL REVENUE	\$0	0.00	\$0	0.00	\$0	0.00	\$0	0.00
FEDERAL FUNDS	\$0	0.00	\$0	0.00	\$0	0.00	\$0	0.00
OTHER FUNDS	\$0	0.00	\$0	0.00	\$110,500	0.00	\$110,500	0.00

CORE DECISION ITEM

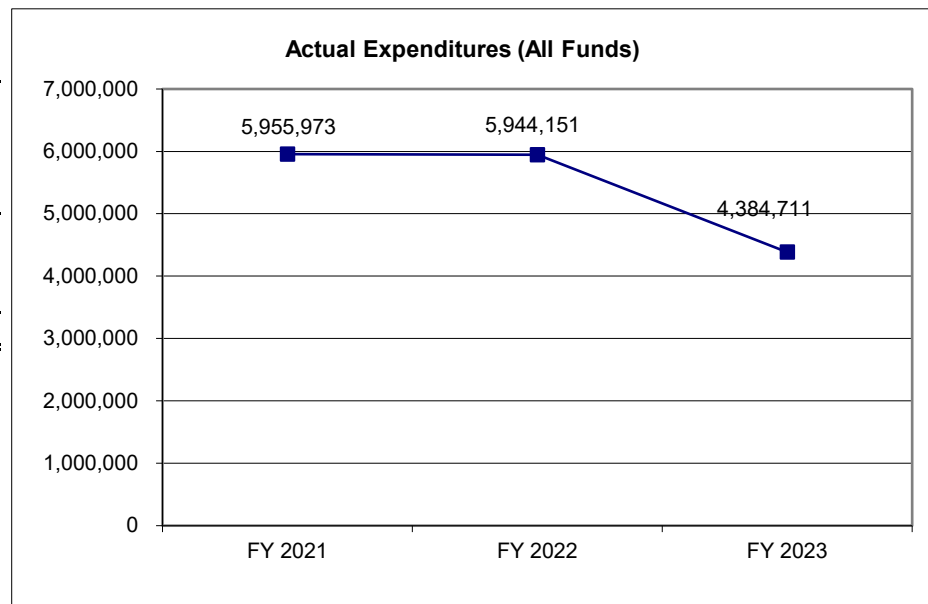
Department:		Economic Development			Budget Unit		43090C		
Division:		Business and Community Solutions							
Core:		MO Community Service Commission			HB Section		7.085		
1. CORE FINANCIAL SUMMARY									
FY 2025 Budget Request					FY 2025 Governor's Recommendation				
	GR	Federal	Other	Total		GR	Fed	Other	Total
PS	0	371,924	0	371,924	PS	0	371,924	0	371,924
EE	0	271,495	0	271,495	EE	0	271,495	0	271,495
PSD	0	16,318,826	0	16,318,826	PSD	0	16,318,826	0	16,318,826
TRF	0	0	0	0	TRF	0	0	0	0
Total	0	16,962,245	0	16,962,245	Total	0	16,962,245	0	16,962,245
FTE	0.00	7.00	0.00	7.00	FTE	0.00	7.00	0.00	7.00
Est. Fringe	0	243,749	0	243,749	Est. Fringe	0	243,749	0	243,749
Note: Fringes budgeted in House Bill 5 except for certain fringes budgeted directly to MoDOT, Highway Patrol, and Conservation.					Note: Fringes budgeted in House Bill 5 except for certain fringes budgeted directly to MoDOT, Highway Patrol, and Conservation.				
Federal Funds: Community Services Commission Fund (0197)					Federal Funds: Community Services Commission Fund (0197)				
Notes:					Notes:				
2. CORE DESCRIPTION									
<p>The Missouri Community Service Commission's (MCSC) mission is to strengthen Missouri communities through volunteerism and service. MCSC receives funding from the Corporation for National and Community Service (CNCS) in Washington, D.C., to administer the AmeriCorps State and Education Awards programs in Missouri and to promote traditional volunteerism. MCSC administers AmeriCorps State funding by awarding monetary grants and providing technical assistance and support. Program funds are made available to not-for-profit organizations, governmental entities, educational institutions, community-based organizations and faith-based organizations with 501(c)(3) status to help address local needs such as education, youth mentoring, public safety, housing rehabilitation, healthcare, environmental issues, disaster relief, and veterans and their families.</p> <p>MCSC is located within the Department of Economic Development's Business and Community Solutions Division. MCSC is composed of 15-25 Governor-appointed commissioners.</p>									
3. PROGRAM LISTING (list programs included in this core funding)									
Missouri Community Service Commission									

CORE DECISION ITEM

Department:	Economic Development	Budget Unit	43090C
Division:	Business and Community Solutions		
Core:	MO Community Service Commission	HB Section	7.085

4. FINANCIAL HISTORY

	FY 2021 Actual	FY 2022 Actual	FY 2023 Actual	FY 2024 Current Yr.
Appropriation (All Funds)	7,182,902	7,782,013	16,932,016	16,932,016
Less Reverted (All Funds)	0	0	0	0
Less Restricted (All Funds)	0	0	0	0
Budget Authority (All Funds)	7,182,902	7,782,013	16,932,016	16,932,016
Actual Expenditures (All Funds)	5,955,973	5,944,151	4,384,711	N/A
Unexpended (All Funds)	1,226,929	1,837,862	12,547,305	N/A
Unexpended, by Fund:				
General Revenue	0	0	0	N/A
Federal	1,226,929	1,837,862	12,547,305	N/A
Other	0	0	0	N/A
	(1)	(1)	(2)	



*Restricted amount is as of: _____

Reverted includes Governor's standard 3 percent reserve (when applicable).

Restricted includes any extraordinary expenditure restriction (when applicable).

NOTES:

(1) Unexpended funds are due to decreased enrollment toward the end of COVID-19. Those funds can be carried over into the next fiscal year, and MCSC plans to spend down.

(2) In FY2023, two new grants were made available, which are awarded on a three-year cycle and are not yet operational.

CORE RECONCILIATION DETAIL

DEPARTMENT OF ECONOMIC DEVELOPMENT MO COMMUNITY SVS COMM

5. CORE RECONCILIATION DETAIL

		Budget Class	FTE	GR	Federal	Other	Total	Explanation
TAFP AFTER VETOES								
		PS	6.00	0	371,924	0	371,924	
		EE	0.00	0	271,495	0	271,495	
		PD	0.00	0	16,318,826	0	16,318,826	
		Total	6.00	0	16,962,245	0	16,962,245	
DEPARTMENT CORE ADJUSTMENTS								
Core Reallocation	1116 5113	PS	1.00	0	0	0	0	Reallocation from RED
NET DEPARTMENT CHANGES			1.00	0	0	0	0	
DEPARTMENT CORE REQUEST								
		PS	7.00	0	371,924	0	371,924	
		EE	0.00	0	271,495	0	271,495	
		PD	0.00	0	16,318,826	0	16,318,826	
		Total	7.00	0	16,962,245	0	16,962,245	
GOVERNOR'S RECOMMENDED CORE								
		PS	7.00	0	371,924	0	371,924	
		EE	0.00	0	271,495	0	271,495	
		PD	0.00	0	16,318,826	0	16,318,826	
		Total	7.00	0	16,962,245	0	16,962,245	

Department of Economic Development

DECISION ITEM SUMMARY

Budget Unit								
Decision Item	FY 2023	FY 2023	FY 2024	FY 2024	FY 2025	FY 2025	FY 2025	FY 2025
Budget Object Summary	ACTUAL	ACTUAL	BUDGET	BUDGET	DEPT REQ	DEPT REQ	GOV REC	GOV REC
Fund	DOLLAR	FTE	DOLLAR	FTE	DOLLAR	FTE	DOLLAR	FTE
MO COMMUNITY SVS COMM								
CORE								
PERSONAL SERVICES								
COMMUNITY SERV COMM-FED/OTHER	303,980	5.12	371,924	6.00	371,924	7.00	371,924	7.00
TOTAL - PS	303,980	5.12	371,924	6.00	371,924	7.00	371,924	7.00
EXPENSE & EQUIPMENT								
COMMUNITY SERV COMM-FED/OTHER	228,699	0.00	271,495	0.00	271,495	0.00	271,495	0.00
TOTAL - EE	228,699	0.00	271,495	0.00	271,495	0.00	271,495	0.00
PROGRAM-SPECIFIC								
COMMUNITY SERV COMM-FED/OTHER	3,852,032	0.00	16,318,826	0.00	16,318,826	0.00	16,318,826	0.00
TOTAL - PD	3,852,032	0.00	16,318,826	0.00	16,318,826	0.00	16,318,826	0.00
TOTAL	4,384,711	5.12	16,962,245	6.00	16,962,245	7.00	16,962,245	7.00
Pay Plan - 0000012								
PERSONAL SERVICES								
COMMUNITY SERV COMM-FED/OTHER	0	0.00	0	0.00	0	0.00	11,901	0.00
TOTAL - PS	0	0.00	0	0.00	0	0.00	11,901	0.00
TOTAL	0	0.00	0	0.00	0	0.00	11,901	0.00
GRAND TOTAL	\$4,384,711	5.12	\$16,962,245	6.00	\$16,962,245	7.00	\$16,974,146	7.00

1/24/24 11:45

im_disummary

Department of Economic Development

DECISION ITEM DETAIL

Budget Unit	FY 2023	FY 2023	FY 2024	FY 2024	FY 2025	FY 2025	FY 2025	FY 2025
Decision Item	ACTUAL	ACTUAL	BUDGET	BUDGET	DEPT REQ	DEPT REQ	GOV REC	GOV REC
Budget Object Class	DOLLAR	FTE	DOLLAR	FTE	DOLLAR	FTE	DOLLAR	FTE
MO COMMUNITY SVS COMM								
CORE								
MISCELLANEOUS PROFESSIONAL	5,151	0.06	1,170	0.31	1,170	0.31	1,170	0.31
PRINCIPAL ASST BOARD/COMMISSON	53,489	0.62	114,424	1.05	64,424	0.55	64,424	0.55
ADMIN SUPPORT PROFESSIONAL	950	0.02	0	0.00	25,000	0.50	25,000	0.50
ECONOMIC DEVLPMNT PROFESSIONAL	10,243	0.25	0	0.64	25,000	0.64	25,000	0.64
ECONOMIC DEVELOPMENT SPEC	34,727	0.75	118,790	2.00	118,790	3.00	118,790	3.00
SR ECONOMIC DEVELOPMENT SPEC	72,740	1.45	52,752	1.00	52,752	1.00	52,752	1.00
ECONOMIC DEVELOPMENT SPV	126,680	1.97	84,788	1.00	84,788	1.00	84,788	1.00
TOTAL - PS	303,980	5.12	371,924	6.00	371,924	7.00	371,924	7.00
TRAVEL, IN-STATE	3,809	0.00	60,275	0.00	60,275	0.00	60,275	0.00
TRAVEL, OUT-OF-STATE	15,979	0.00	22,585	0.00	22,585	0.00	22,585	0.00
SUPPLIES	31,609	0.00	19,125	0.00	19,125	0.00	19,125	0.00
PROFESSIONAL DEVELOPMENT	30,400	0.00	16,500	0.00	16,500	0.00	16,500	0.00
COMMUNICATION SERV & SUPP	3,360	0.00	12,250	0.00	12,250	0.00	12,250	0.00
PROFESSIONAL SERVICES	125,368	0.00	77,750	0.00	77,750	0.00	77,750	0.00
M&R SERVICES	1,000	0.00	3,750	0.00	3,750	0.00	3,750	0.00
COMPUTER EQUIPMENT	0	0.00	2,010	0.00	2,010	0.00	2,010	0.00
OFFICE EQUIPMENT	0	0.00	7,500	0.00	7,500	0.00	7,500	0.00
OTHER EQUIPMENT	1,177	0.00	1,000	0.00	1,000	0.00	1,000	0.00
BUILDING LEASE PAYMENTS	912	0.00	3,700	0.00	3,700	0.00	3,700	0.00
EQUIPMENT RENTALS & LEASES	0	0.00	3,750	0.00	3,750	0.00	3,750	0.00
MISCELLANEOUS EXPENSES	15,085	0.00	41,250	0.00	41,250	0.00	41,250	0.00
REBILLABLE EXPENSES	0	0.00	50	0.00	50	0.00	50	0.00
TOTAL - EE	228,699	0.00	271,495	0.00	271,495	0.00	271,495	0.00
PROGRAM DISTRIBUTIONS	3,852,032	0.00	16,318,826	0.00	16,318,826	0.00	16,318,826	0.00
TOTAL - PD	3,852,032	0.00	16,318,826	0.00	16,318,826	0.00	16,318,826	0.00
GRAND TOTAL	\$4,384,711	5.12	\$16,962,245	6.00	\$16,962,245	7.00	\$16,962,245	7.00
GENERAL REVENUE	\$0	0.00	\$0	0.00	\$0	0.00	\$0	0.00
FEDERAL FUNDS	\$4,384,711	5.12	\$16,962,245	6.00	\$16,962,245	7.00	\$16,962,245	7.00
OTHER FUNDS	\$0	0.00	\$0	0.00	\$0	0.00	\$0	0.00

PROGRAM DESCRIPTION

Department: Economic Development

HB Section(s): 7.085

Program Name: MO Community Service Commission

Program is found in the following core budget(s): MO Community Service Commission

1a. What strategic priority does this program address?

Community Development

1b. What does this program do?

- The purpose of the Missouri Community Service Commission (MCSC) is to strengthen Missouri communities through volunteerism and service by connecting Missourians of all ages and backgrounds in an effort to improve unmet community needs through direct and tangible services.
- This program provides opportunities for individuals to serve their communities as AmeriCorps members on a full- or part-time basis. The MCSC and AmeriCorps are part of a national service network supported by the Corporation for National and Community Service. MCSC administers AmeriCorps State funding by awarding monetary grants and providing technical assistance and support to program partners throughout Missouri. Individuals serve through alignment with community-based nonprofit organizations, educational institutions and faith-based organizations with 501(c)(3) status.
- Core priorities are education, public safety, healthy futures for youth, economic opportunity, disaster relief, and veterans and their families.

2a. Provide an activity measure(s) for the program.

	FY2021 Actual	FY2022 Projected	FY2022 Actual	FY2023 Projected	FY2023 Actual	FY2024 Projected	FY2025 Projected	FY2026 Projected
Program Count	19	23	22	22	18	32	27	27
Member Count	743	710	633	749	607	760	800	800
Member Service Hours	733,963	850,000	753,831	824,194	667,597	850,000	900,000	900,000
Additional Volunteer Hours	25,894	60,000	(see note 1)	40,000	32,400	40,000	60,000	60,000

Note 1: The actual FY2022 numbers did not meet the projected outcome due to economic factors regarding Member recruitment. In FY2023, the programs have increased the stipend amount in order to boost recruitment, and 27 programs have been funded.

Note 2: FY2023 and FY2024 projection do not include programs solely funded by American Rescue Plan Act (ARPA). Those programs are included in the ARPA Program Description budget document.

Note 3: Actuals are lower than projected due to staff transition during this grant cycle.

2b. Provide a measure(s) of the program's quality.

	FY2021 Actual	FY2022 Projected	FY2022 Actual	FY2023 Projected	FY2023 Actual	FY2024 Projected	FY2025 Projected	FY2026 Projected
Customer Service Experience	95%	95%	100%	95%	100%	95%	95%	95%

Note: Percentage of customers who rated their experience as "extremely", "very", or "somewhat" satisfied.

PROGRAM DESCRIPTION

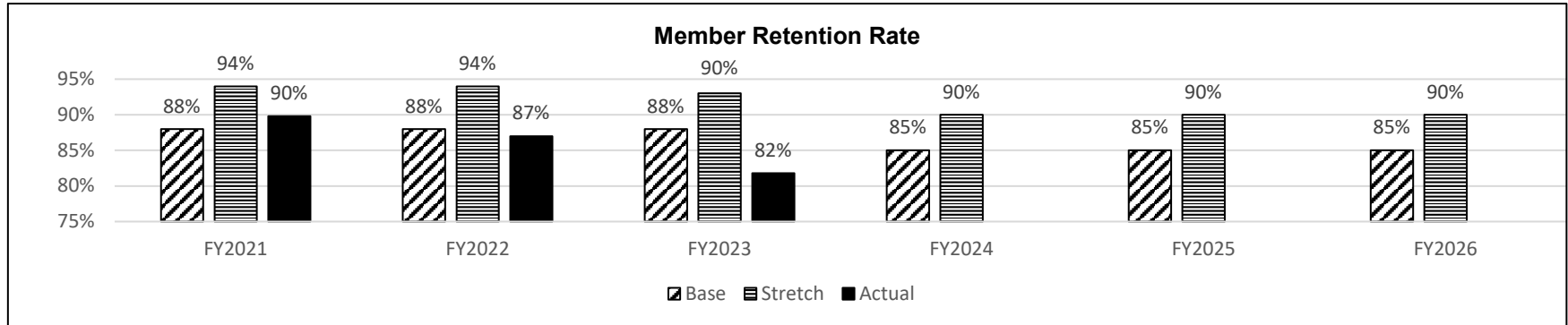
Department: **Economic Development**

HB Section(s): **7.085**

Program Name: **MO Community Service Commission**

Program is found in the following core budget(s): **MO Community Service Commission**

2c. Provide a measure(s) of the program's impact.



Note 1: Calculated by review of grant management system monthly and quarterly program reporting of member retention.

Note 2: Base target is calculated by examination of historical member trends and retention rates and Stretch target is a 5% increase over Base.

Note 3: The retention rate did not meet the base target due to economic factors such as inflation and a low unemployment rate.

2d. Provide a measure(s) of the program's efficiency.

	FY2021 Actual	FY2022		FY2023		FY2024	FY2025	FY2026
		Projected	Actual	Projected	Actual	Projected	Projected	Projected
Member Count	743	710	633	750	607	800	1,000	1,000
People Served	188,103	190,000	29,338	220,000	178,200	250,000	300,000	300,000
Served per Member	253	268	46	293	294	313	300	300

Note 1: Calculated by dividing the cost of the program by the number of member service hours.

Note 2: FY2023-FY2025 projections set by considering possible program funding levels and expected member service hours.

PROGRAM DESCRIPTION

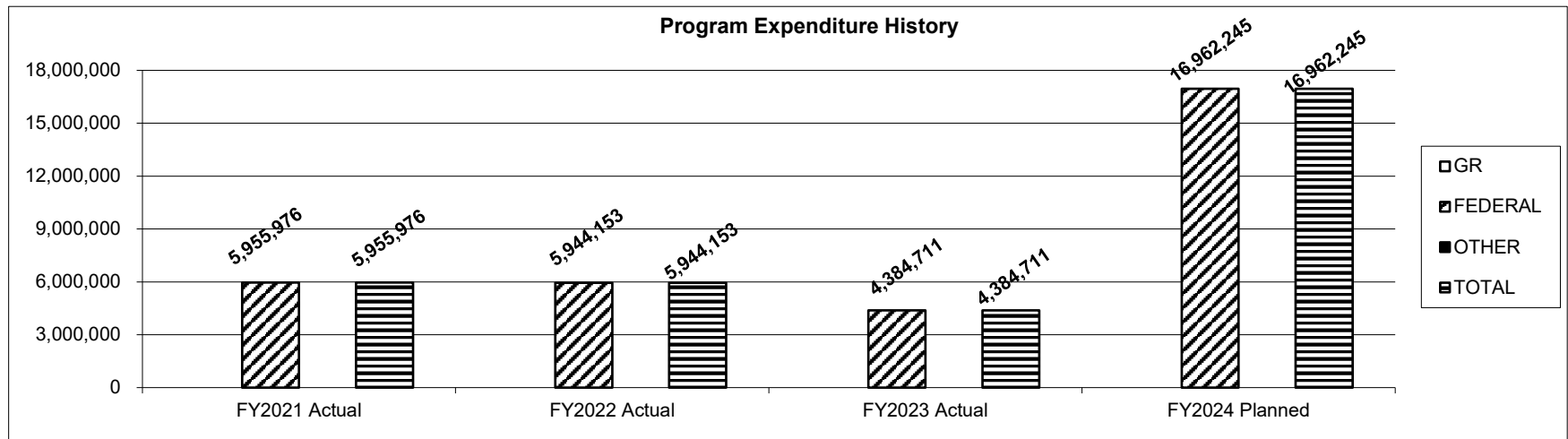
Department: Economic Development

HB Section(s): 7.085

Program Name: MO Community Service Commission

Program is found in the following core budget(s): MO Community Service Commission

3. Provide actual expenditures for the prior three fiscal years and planned expenditures for the current fiscal year. (Note: Amounts do not include fringe benefit costs.)



4. What are the sources of the "Other " funds?

N/A

5. What is the authorization for this program, i.e., federal or state statute, etc.? (Include the federal program number, if applicable.)

Section 620.592, RSMo, creates the Missouri Community Commission Fund; Federal - National and Community Service Act of 1993; HR 4854

6. Are there federal matching requirements? If yes, please explain.

There is a \$1 for \$1 match requirement on the administrative portion of the funds. This match is accomplished by soft costs allocated by DED. Qualifying organizations must provide match based on the amount of funds subgranted from MCSC starting at 24% in the first 3 years, gradually increasing to a 50% maximum.

7. Is this a federally mandated program? If yes, please explain.

Yes. The state is mandated via the National and Community Service Act of 1993 (as amended by the Serve America Act of 2009) (Title 45, Subtitle B, Chapter XXV, Part 2522) to have a Governor appointed Commission and administer AmeriCorps programs.

CORE DECISION ITEM

Department:	Economic Development	Budget Unit	43091C
Division:	Business and Community Solutions		
Core:	MO Community Service Commission ARPA	HB Section	7.085

1. CORE FINANCIAL SUMMARY

FY 2025 Budget Request					FY 2025 Governor's Recommendation				
	GR	Federal	Other	Total		GR	Fed	Other	Total
PS	0	66,514	0	66,514	PS	0	66,514	0	66,514
EE	0	7,000	0	7,000	EE	0	7,000	0	7,000
PSD	0	6,035,063	0	6,035,063	PSD	0	6,035,063	0	6,035,063
TRF	0	0	0	0	TRF	0	0	0	0
Total	0	6,108,577	0	6,108,577	Total	0	6,108,577	0	6,108,577
FTE	0.00	0.00	0.00	0.00	FTE	0.00	0.00	0.00	0.00

Est. Fringe	0	0	0	0
--------------------	---	---	---	---

Note: Fringes budgeted in House Bill 5 except for certain fringes budgeted directly to MoDOT, Highway Patrol, and Conservation.

Federal Funds: Department of Economic Development Federal Stimulus - 2021 Fund (2451)

Est. Fringe	0	24,790	0	24,790
--------------------	---	--------	---	--------

Note: Fringes budgeted in House Bill 5 except for certain fringes budgeted directly to MoDOT, Highway Patrol, and Conservation.

Federal Funds: Department of Economic Development Federal Stimulus - 2021 Fund (2451)

2. CORE DESCRIPTION

The Missouri Community Service Commission's (MCSC) mission is to strengthen Missouri communities through volunteerism and service. MCSC receives funding from the Corporation for National and Community Service (CNCS) in Washington, D.C., to administer the AmeriCorps State and Education Awards programs in Missouri and to promoted traditional volunteerism. MCSC administers AmeriCorps State funding by awarding monetary grants and providing technical assistance and support. Program funds are made available to not-for-profit organizations, governmental entities, educational institutions, community-based organizations and faith-based organizations with 501(c)(3) status to help address local needs such as education, youth mentoring, public safety, housing rehabilitation, healthcare, environmental issues, disaster relief, and veterans and their families. The American Rescue Plan Act (ARPA) provides funding for the Commission Support Grant, Commission Investment Fund, a new Volunteer Generation Fund, and dollars to support AmeriCorps sub-grantees. The sub-grantees place AmeriCorps Members in communities throughout the state to address and resolve unmet needs such as tutoring, food insecurities, and environmental stewardship.

3. PROGRAM LISTING (list programs included in this core funding)

Missouri Community Service Commission ARPA

CORE DECISION ITEM

Department:	Economic Development	Budget Unit	43091C
Division:	Business and Community Solutions		
Core:	MO Community Service Commission ARPA	HB Section	7.085

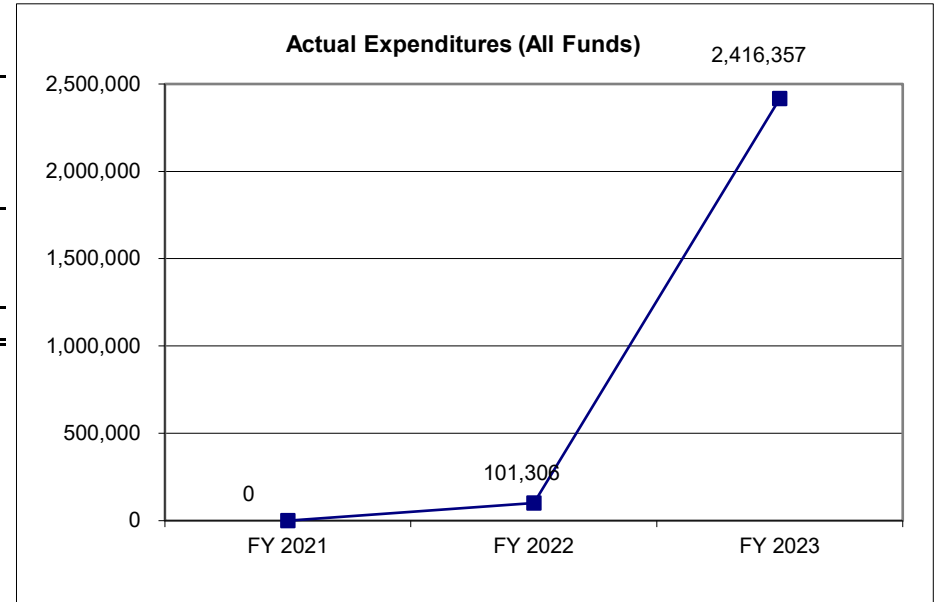
4. FINANCIAL HISTORY

	FY 2021 Actual	FY 2022 Actual	FY 2023 Actual	FY 2024 Current Yr.
Appropriation (All Funds)	N/A	323,100	3,068,190	6,108,577
Less Reverted (All Funds)	N/A	0	0	0
Less Restricted (All Funds)	N/A	0	0	0
Budget Authority (All Funds)	N/A	323,100	3,068,190	6,108,577
Actual Expenditures (All Funds)	N/A	101,306	2,416,357	N/A
Unexpended (All Funds)	N/A	221,794	651,833	N/A
Unexpended, by Fund:				
General Revenue	N/A	0	0	N/A
Federal	N/A	221,794	651,833	N/A
Other	N/A	0	0	N/A

*Restricted amount is as of: _____

Reverted includes Governor's standard 3 percent reserve (when applicable).
 Restricted includes any extraordinary expenditure restriction (when applicable).

NOTES:



CORE RECONCILIATION DETAIL

**DEPARTMENT OF ECONOMIC DEVELOPMENT
MO COMMUNITY SERV COMM ARPA**

5. CORE RECONCILIATION DETAIL

	Budget Class	FTE	GR	Federal	Other	Total	Explanation
TAFP AFTER VETOES							
	PS	0.00	0	66,514	0	66,514	
	EE	0.00	0	7,000	0	7,000	
	PD	0.00	0	6,035,063	0	6,035,063	
	Total	0.00	0	6,108,577	0	6,108,577	
DEPARTMENT CORE REQUEST							
	PS	0.00	0	66,514	0	66,514	
	EE	0.00	0	7,000	0	7,000	
	PD	0.00	0	6,035,063	0	6,035,063	
	Total	0.00	0	6,108,577	0	6,108,577	
GOVERNOR'S RECOMMENDED CORE							
	PS	0.00	0	66,514	0	66,514	
	EE	0.00	0	7,000	0	7,000	
	PD	0.00	0	6,035,063	0	6,035,063	
	Total	0.00	0	6,108,577	0	6,108,577	

Department of Economic Development

DECISION ITEM SUMMARY

Budget Unit								
Decision Item	FY 2023	FY 2023	FY 2024	FY 2024	FY 2025	FY 2025	FY 2025	FY 2025
Budget Object Summary	ACTUAL	ACTUAL	BUDGET	BUDGET	DEPT REQ	DEPT REQ	GOV REC	GOV REC
Fund	DOLLAR	FTE	DOLLAR	FTE	DOLLAR	FTE	DOLLAR	FTE
MO COMMUNITY SERV COMM ARPA								
CORE								
PERSONAL SERVICES								
DED FEDERAL STIM 2021 FUND	0	0.00	66,514	0.00	66,514	0.00	66,514	0.00
TOTAL - PS	0	0.00	66,514	0.00	66,514	0.00	66,514	0.00
EXPENSE & EQUIPMENT								
DED FEDERAL STIM 2021 FUND	0	0.00	7,000	0.00	7,000	0.00	7,000	0.00
TOTAL - EE	0	0.00	7,000	0.00	7,000	0.00	7,000	0.00
PROGRAM-SPECIFIC								
DED FEDERAL STIM 2021 FUND	2,416,357	0.00	6,035,063	0.00	6,035,063	0.00	6,035,063	0.00
TOTAL - PD	2,416,357	0.00	6,035,063	0.00	6,035,063	0.00	6,035,063	0.00
TOTAL	2,416,357	0.00	6,108,577	0.00	6,108,577	0.00	6,108,577	0.00
Pay Plan - 0000012								
PERSONAL SERVICES								
DED FEDERAL STIM 2021 FUND	0	0.00	0	0.00	0	0.00	2,128	0.00
TOTAL - PS	0	0.00	0	0.00	0	0.00	2,128	0.00
TOTAL	0	0.00	0	0.00	0	0.00	2,128	0.00
GRAND TOTAL	\$2,416,357	0.00	\$6,108,577	0.00	\$6,108,577	0.00	\$6,110,705	0.00

1/24/24 11:45

im_disummary

Department of Economic Development

DECISION ITEM DETAIL

Budget Unit	FY 2023	FY 2023	FY 2024	FY 2024	FY 2025	FY 2025	FY 2025	FY 2025
Decision Item	ACTUAL	ACTUAL	BUDGET	BUDGET	DEPT REQ	DEPT REQ	GOV REC	GOV REC
Budget Object Class	DOLLAR	FTE	DOLLAR	FTE	DOLLAR	FTE	DOLLAR	FTE
MO COMMUNITY SERV COMM ARPA								
CORE								
ECONOMIC DEVELOPMENT SPV	0	0.00	66,514	0.00	66,514	0.00	66,514	0.00
TOTAL - PS	0	0.00	66,514	0.00	66,514	0.00	66,514	0.00
TRAVEL, IN-STATE	0	0.00	2,500	0.00	2,500	0.00	2,500	0.00
PROFESSIONAL DEVELOPMENT	0	0.00	1,500	0.00	1,500	0.00	1,500	0.00
COMMUNICATION SERV & SUPP	0	0.00	3,000	0.00	3,000	0.00	3,000	0.00
TOTAL - EE	0	0.00	7,000	0.00	7,000	0.00	7,000	0.00
PROGRAM DISTRIBUTIONS	2,416,357	0.00	6,035,063	0.00	6,035,063	0.00	6,035,063	0.00
TOTAL - PD	2,416,357	0.00	6,035,063	0.00	6,035,063	0.00	6,035,063	0.00
GRAND TOTAL	\$2,416,357	0.00	\$6,108,577	0.00	\$6,108,577	0.00	\$6,108,577	0.00
GENERAL REVENUE	\$0	0.00	\$0	0.00	\$0	0.00	\$0	0.00
FEDERAL FUNDS	\$2,416,357	0.00	\$6,108,577	0.00	\$6,108,577	0.00	\$6,108,577	0.00
OTHER FUNDS	\$0	0.00	\$0	0.00	\$0	0.00	\$0	0.00

PROGRAM DESCRIPTION

Department: Economic Development

HB Section(s): 7.085

Program Name: MO Community Service Commission-ARPA

Program is found in the following core budget(s): MO Community Service Commission-ARPA

1a. What strategic priority does this program address?

Community Development

1b. What does this program do?

- The purpose of the Missouri Community Service Commission (MCSC) is to strengthen Missouri communities through volunteerism and service by connecting Missourians of all ages and backgrounds in an effort to improve unmet community needs through direct and tangible services.
- MCSC received grant funds from the American Rescue Plan Act (ARPA) in 2021. ARPA provides funding for the Commission Support Grant, Commission Investment Fund, a new Volunteer Generation Fund, and dollars to support AmeriCorps sub-grantees.
- This program provides opportunities for individuals to serve their communities as AmeriCorps members on a full- or part-time basis. The MCSC and AmeriCorps are part of a national service network supported by the Corporation for National and Community Service. MCSC administers AmeriCorps State funding by awarding monetary grants and providing technical assistance and support to program partners throughout Missouri. Individuals serve through alignment with community-based nonprofit organizations, educational institutions and faith-based organizations with 501(c)(3) status.
- Core priorities are education, public safety, healthy futures for youth, economic opportunity, disaster relief, and veterans and their families.

2a. Provide an activity measure(s) for the program.

	FY2021 Actual	FY2022 Projected	FY2022 Actual	FY2023 Projected	FY2023 Actual	FY2024 Projected	FY2025 Projected	FY2026 Projected
Program Count	0	0	0	5	8	0	2	0
Member Count	0	0	0	39	63	0	20	0

Note 1: ARPA funds should be fully expended by FY2026.

Note 3: Due to staff transition, no ARPA funds were committed for FY2024.

2b. Provide a measure(s) of the program's quality.

	FY2021 Projected	FY2022 Projected	FY2022 Actual	FY2023 Projected	FY2023 Actual	FY2024 Projected	FY2025 Projected	FY2026 Projected
Customer Service Experience	NA	NA	0%	95%	100%	95%	95%	95%

Note 1: Percentage of customers who rated their experience as "very" or "somewhat" positive.

Note 2: Although ARPA funds were awarded in FY2022, they were not significant enough to provide survey data. FY2023 survey includes only programs funded entirely by the American Rescue Plan Act (ARPA). Some other programs receive ARPA funds, but are not calculated in this document.

PROGRAM DESCRIPTION

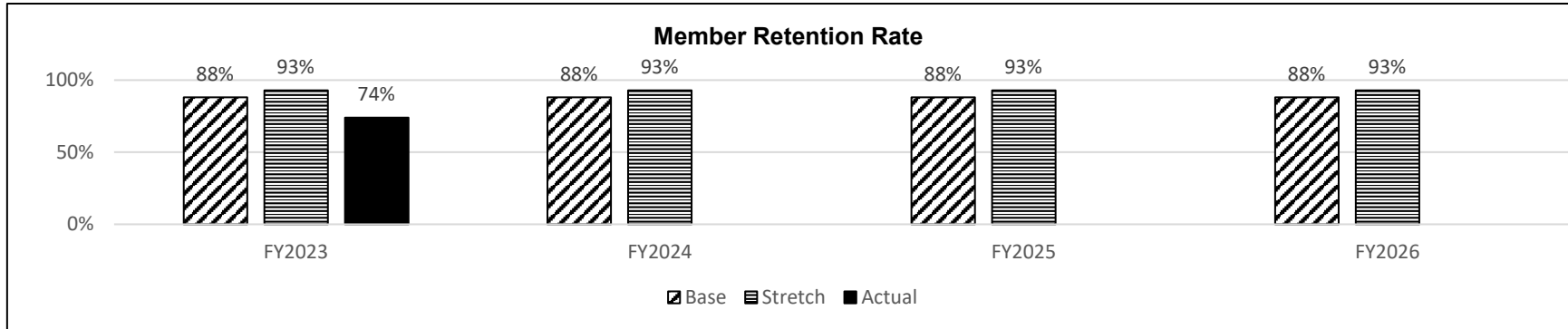
Department: **Economic Development**

HB Section(s): **7.085**

Program Name: **MO Community Service Commission-ARPA**

Program is found in the following core budget(s): **MO Community Service Commission-ARPA**

2c. Provide a measure(s) of the program's impact.



Note 1: Calculated by review of grant management system monthly and quarterly program reporting of member retention.

Note 2: Base target is calculated by examination of historical member trends and retention rates and Stretch target is a 5% increase over Base.

Note 3: The retention rate did not meet the base target due to economic factors such as inflation and a low unemployment rate.

2d. Provide a measure(s) of the program's efficiency.

	FY2021 Actual	FY2022		FY2023		FY2024 Projected	FY2025 Projected	FY2026 Projected
		Projected	Actual	Projected	Actual			
Member Count	0	0	0	39	63	0	20	0
People Served	0	0	0	10,000	16,200	0	5,000	0
Served per Member	0	0	0	256	159	0	250	0

Note 1: Due to staff transition, no ARPA funds were committed for FY2024. Funds will be spent in FY2025 as shown above.

Note 2: ARPA funds should be fully expended by FY2026.

PROGRAM DESCRIPTION

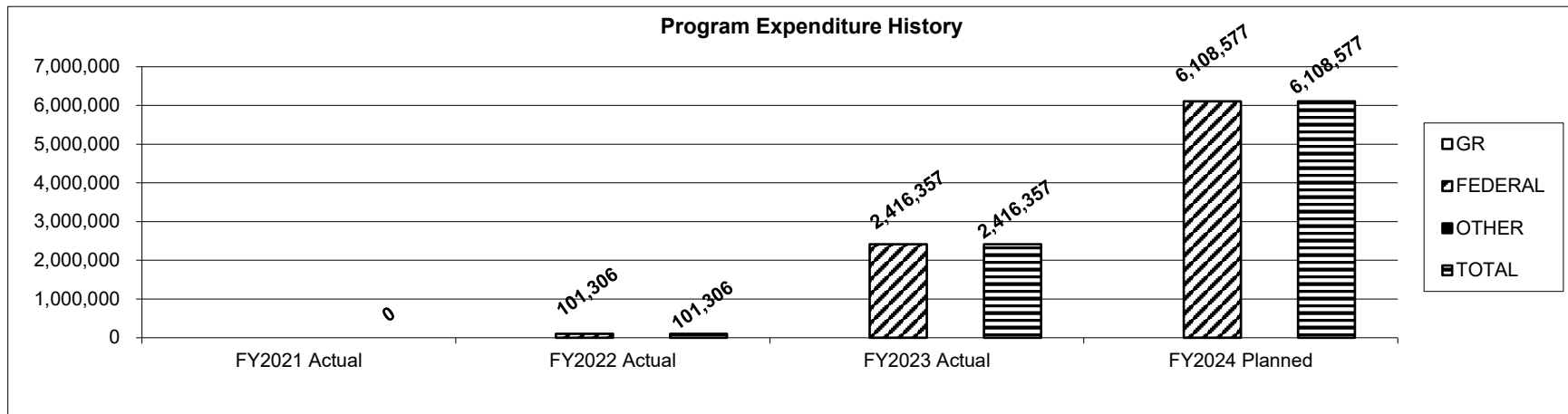
Department: **Economic Development**

HB Section(s): 7.085

Program Name: **MO Community Service Commission-ARPA**

Program is found in the following core budget(s): **MO Community Service Commission-ARPA**

3. Provide actual expenditures for the prior three fiscal years and planned expenditures for the current fiscal year. (Note: Amounts do not include fringe benefit costs.)



4. What are the sources of the "Other " funds?

N/A

5. What is the authorization for this program, i.e., federal or state statute, etc.? (Include the federal program number, if applicable.)

Section 620.592, RSMo, creates the Missouri Community Commission Fund; Federal - National and Community Service Act of 1993; HR 4854

6. Are there federal matching requirements? If yes, please explain.

There is a \$1 for \$1 match requirement on the administrative portion of the funds. This match is accomplished by soft costs allocated by DED. Qualifying organizations must provide match based on the amount of funds subgranted from MCSC starting at 24% in the first 3 years, gradually increasing to a 50% maximum.

7. Is this a federally mandated program? If yes, please explain.

Yes. The state is mandated via the National and Community Service Act of 1993 (as amended by the Serve America Act of 2009) (Title 45, Subtitle B, Chapter XXV, Part 2522) to have a Governor appointed Commission and administer AmeriCorps programs.



Missouri Department of
Economic Development

Governor's Budget Recommendation

Fiscal Year 2025

Michelle Hataway, Acting Director
573-751-4770

BOOK TWO

**DEPARTMENT OF ECONOMIC DEVELOPMENT
FY2025 GOVERNOR'S RECOMMENDED BUDGET
TABLE OF CONTENTS**

BOOK TWO

Missouri One Start Division

Core - Missouri One Start Division.....	290
NDI - MOS Administration for New Legislation	299
NDI - Upskill Credential GR Transfer	304
NDI - Upskill Credential Training Fund	309
Core - Community College Training Program	315
Core - MOS Community College New Jobs Training Program	324
Core - MOS Community College Job Retention Training Program.....	332
Core - Missouri One Start Programs	340

Strategy and Performance Division

Core - Strategy and Performance Division	349
NDI - Program Research Fund Switch.....	361
Core - Statewide Planning (ARPA-EDA)	366
Core - Broadband Grants	375
NDI - Broadband IIJA Increase.....	385
Core - Office of the Military Advocate	390
Core - National Security Crossroads	400
Core - Military Community Reinvestment Program	407

Division of Tourism

Core - Tourism Supplemental Revenue Fund Transfer	414
NDI - Tourism GR Transfer Increase.....	421
Core - Tourism	426
NDI - Tourism Appropriation Authority	437
Core - Tourism Grant (ARPA-EDA).....	442
Core - Missouri Film Office	449
Core - Route 66 Commission	458
Core - Meet in Missouri GR Transfer	465
Core - Meet in Missouri.....	472

Missouri Housing Development Commission

Core - MHDC Missouri Housing Trust Fund.....	481
Core - Emergency Solutions Grant Program	491
Core - Emergency Rental Assistance.....	499
Core - Homeowner Housing Assistance.....	508

Administration Division

Core - Administration Division	513
Core - Administration Division Transfer	525

Legal Expense

DED Legal Expense Fund Transfer.....	532
--------------------------------------	-----

CORE DECISION ITEM

Department:	Economic Development	Budget Unit	43095C
Division:	Missouri One Start		
Core:	Missouri One Start	HB Section	7.090

1. CORE FINANCIAL SUMMARY

	FY 2025 Budget Request			
	GR	Federal	Other	Total
PS	768,312	0	0	768,312
EE	106,320	0	0	106,320
PSD	0	0	0	0
TRF	0	0	0	0
Total	874,632	0	0	874,632

FTE	12.00	0.00	0.00	12.00
------------	--------------	-------------	-------------	--------------

Est. Fringe	466,578	0	0	466,578
--------------------	---------	---	---	---------

Note: Fringes budgeted in House Bill 5 except for certain fringes budgeted directly to MoDOT, Highway Patrol, and Conservation.

Other Funds:

Note:

	FY 2025 Governor's Recommendation			
	GR	Fed	Other	Total
PS	768,312	0	0	768,312
EE	106,320	0	0	106,320
PSD	0	0	0	0
TRF	0	0	0	0
Total	874,632	0	0	874,632

FTE	12.00	0.00	0.00	12.00
------------	--------------	-------------	-------------	--------------

Est. Fringe	466,578	0	0	466,578
--------------------	---------	---	---	---------

Note: Fringes budgeted in House Bill 5 except for certain fringes budgeted directly to MoDOT, Highway Patrol, and Conservation.

Other Funds:

Note:

2. CORE DESCRIPTION

The Missouri One Start Division helps Missouri compete for economic growth by delivering tailored workforce solutions that make businesses more competitive so they can create and retain jobs in Missouri. The Missouri One Start Division provides dedicated staff, funding assistance, and targeted marketing to assist businesses with recruiting and training workers.

Missouri One Start includes the Personal Service and Expense and Equipment funding for staff who administer the business assistance for recruitment and various training programs, including the Missouri One Start Customized Training, the Missouri One Start Community College New Jobs Training Program (NJTP), and the Missouri One Start Job Retention Training Program (JRTP). Program funding for Customized Training, NJTP, and JRTP can be found in separate Core Decision Item forms.

3. PROGRAM LISTING (list programs included in this core funding)

Missouri One Start

CORE DECISION ITEM

Department:	Economic Development	Budget Unit	43095C
Division:	Missouri One Start		
Core:	Missouri One Start	HB Section	7.090

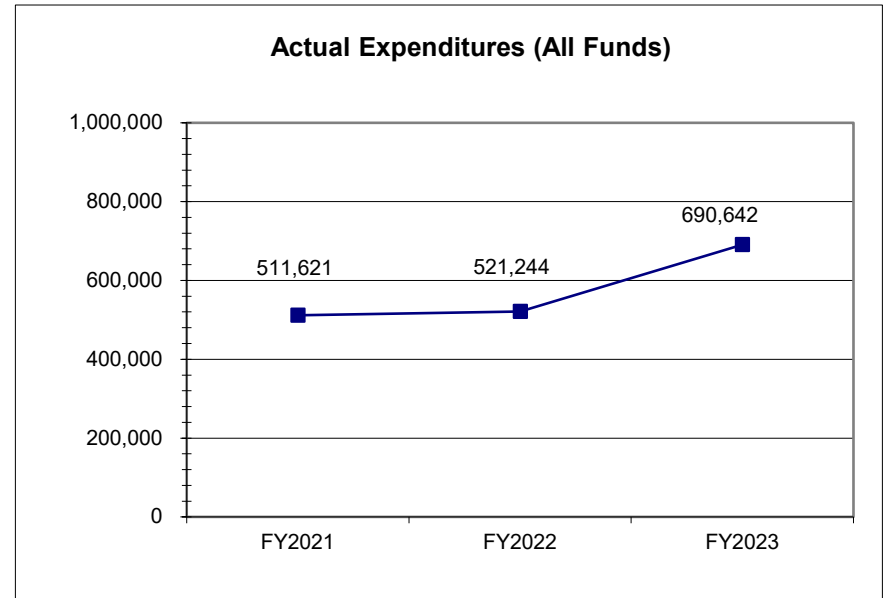
4. FINANCIAL HISTORY

	FY2021 Actual	FY2022 Actual	FY2023 Actual	FY2024 Current Yr.
Appropriation (All Funds)	593,912	600,426	813,139	874,632
Less Reverted (All Funds)	(1,244)	(1,256)	(24,395)	(26,239)
Less Restricted (All Funds)*	0	0	0	0
Budget Authority (All Funds)	592,668	599,170	788,744	848,393
Actual Expenditures (All Funds)	511,621	521,244	690,642	N/A
Unexpended (All Funds)	81,047	77,926	98,102	N/A
Unexpended, by Fund:				
General Revenue	3,385	18,191	98,102	N/A
Federal	0	0	0	N/A
Other	77,662	59,735	0	N/A
	(1)	(1)	(2)	

*Restricted amount is as of: _____

Reverted includes Governor's standard 3 percent reserve (when applicable).
 Restricted includes any extraordinary expenditure restriction (when applicable).

NOTES: (1) Unexpended amounts in Other Funds caused by workforce turnover and decrease in E&E spending due to COVID-19.
 (2) Unexpended amounts in FY2023 due to a FTE vacancy and a project that was anticipated but not finalized during the FY.



CORE RECONCILIATION DETAIL

**DEPARTMENT OF ECONOMIC DEVELOPMENT
MISSOURI ONE START**

5. CORE RECONCILIATION DETAIL

	Budget Class	FTE	GR	Federal	Other	Total	Explanation
TAFP AFTER VETOES							
	PS	12.00	768,312	0	0	768,312	
	EE	0.00	106,320	0	0	106,320	
	Total	12.00	874,632	0	0	874,632	
DEPARTMENT CORE REQUEST							
	PS	12.00	768,312	0	0	768,312	
	EE	0.00	106,320	0	0	106,320	
	Total	12.00	874,632	0	0	874,632	
GOVERNOR'S RECOMMENDED CORE							
	PS	12.00	768,312	0	0	768,312	
	EE	0.00	106,320	0	0	106,320	
	Total	12.00	874,632	0	0	874,632	

Department of Economic Development

DECISION ITEM SUMMARY

Budget Unit								
Decision Item	FY 2023	FY 2023	FY 2024	FY 2024	FY 2025	FY 2025	FY 2025	FY 2025
Budget Object Summary	ACTUAL	ACTUAL	BUDGET	BUDGET	DEPT REQ	DEPT REQ	GOV REC	GOV REC
Fund	DOLLAR	FTE	DOLLAR	FTE	DOLLAR	FTE	DOLLAR	FTE
MISSOURI ONE START								
CORE								
PERSONAL SERVICES								
GENERAL REVENUE	613,976	9.55	768,312	12.00	768,312	12.00	768,312	12.00
TOTAL - PS	613,976	9.55	768,312	12.00	768,312	12.00	768,312	12.00
EXPENSE & EQUIPMENT								
GENERAL REVENUE	76,666	0.00	106,320	0.00	106,320	0.00	106,320	0.00
TOTAL - EE	76,666	0.00	106,320	0.00	106,320	0.00	106,320	0.00
TOTAL	690,642	9.55	874,632	12.00	874,632	12.00	874,632	12.00
MOS Admin of New Legislation - 1419017								
PERSONAL SERVICES								
GENERAL REVENUE	0	0.00	0	0.00	201,048	3.00	74,664	1.00
TOTAL - PS	0	0.00	0	0.00	201,048	3.00	74,664	1.00
EXPENSE & EQUIPMENT								
GENERAL REVENUE	0	0.00	0	0.00	75,015	0.00	25,005	0.00
TOTAL - EE	0	0.00	0	0.00	75,015	0.00	25,005	0.00
TOTAL	0	0.00	0	0.00	276,063	3.00	99,669	1.00
Pay Plan - 0000012								
PERSONAL SERVICES								
GENERAL REVENUE	0	0.00	0	0.00	0	0.00	26,976	0.00
TOTAL - PS	0	0.00	0	0.00	0	0.00	26,976	0.00
TOTAL	0	0.00	0	0.00	0	0.00	26,976	0.00
GRAND TOTAL	\$690,642	9.55	\$874,632	12.00	\$1,150,695	15.00	\$1,001,277	13.00

1/24/24 11:45

im_disummary

FLEXIBILITY REQUEST FORM

BUDGET UNIT NUMBER: 43095C BUDGET UNIT NAME: Missouri One Start HOUSE BILL SECTION: 7.090	DEPARTMENT: Economic Development DIVISION: Missouri One Start	
1. Provide the amount by fund of personal service flexibility and the amount by fund of expense and equipment flexibility you are requesting in dollar and percentage terms and explain why the flexibility is needed. If flexibility is being requested among divisions, provide the amount by fund of flexibility you are requesting in dollar and percentage terms and explain why the flexibility is needed.		
DEPARTMENT REQUEST		
<p>The department is requesting 10% flexibility between the Personal Service and/or Expense and Equipment appropriation. This flexibility is needed to ensure our ability to immediately address any identified operational modifications in order to provide the highest quality services to Missourians.</p> <p>- Missouri One Start PS (0101) - \$768,312 x 10% = \$76,831 and Missouri One Start EE (0101) - \$106,320 x 10% = \$10,632</p>		
2. Estimate how much flexibility will be used for the budget year. How much flexibility was used in the Prior Year Budget and the Current Year Budget? Please specify the amount.		
PRIOR YEAR ACTUAL AMOUNT OF FLEXIBILITY USED	CURRENT YEAR ESTIMATED AMOUNT OF FLEXIBILITY THAT WILL BE USED	BUDGET REQUEST ESTIMATED AMOUNT OF FLEXIBILITY THAT WILL BE USED
\$0	Expenditures in PS and E&E will differ annually based on needs to cover operational expenses, address emergency and changing situations, etc.	Expenditures in PS and E&E will differ annually based on needs to cover operational expenses, address emergency and changing situations, etc.
3. Please explain how flexibility was used in the prior and/or current years.		
PRIOR YEAR EXPLAIN ACTUAL USE	CURRENT YEAR EXPLAIN PLANNED USE	
N/A	N/A	

Department of Economic Development

DECISION ITEM DETAIL

Budget Unit	FY 2023	FY 2023	FY 2024	FY 2024	FY 2025	FY 2025	FY 2025	FY 2025
Decision Item	ACTUAL	ACTUAL	BUDGET	BUDGET	DEPT REQ	DEPT REQ	GOV REC	GOV REC
Budget Object Class	DOLLAR	FTE	DOLLAR	FTE	DOLLAR	FTE	DOLLAR	FTE
MISSOURI ONE START								
CORE								
DIVISION DIRECTOR	122,748	1.00	130,266	1.00	130,266	1.00	130,266	1.00
DESIGNATED PRINCIPAL ASST DIV	86,132	1.00	0	0.00	80,000	1.00	80,000	1.00
LEAD ADMIN SUPPORT ASSISTANT	0	0.00	44,372	1.00	44,372	1.00	44,372	1.00
ADMIN SUPPORT PROFESSIONAL	45,818	1.00	0	0.00	40,000	1.00	40,000	1.00
PUBLIC RELATIONS SPECIALIST	23,642	0.50	0	0.00	15,000	0.50	15,000	0.50
ECONOMIC DEVLPMNT PROFESSIONAL	0	0.00	50,298	1.00	50,298	1.00	50,298	1.00
ECONOMIC DEVELOPMENT SPEC	45,924	1.00	0	0.00	45,000	1.00	45,000	1.00
SR ECONOMIC DEVELOPMENT SPEC	226,686	4.17	394,906	7.00	294,906	4.50	294,906	4.50
ECONOMIC DEVELOPMENT SPV	63,026	0.88	148,470	2.00	68,470	1.00	68,470	1.00
TOTAL - PS	613,976	9.55	768,312	12.00	768,312	12.00	768,312	12.00
TRAVEL, IN-STATE	17,732	0.00	16,776	0.00	16,776	0.00	16,776	0.00
TRAVEL, OUT-OF-STATE	4,735	0.00	1,750	0.00	1,750	0.00	1,750	0.00
FUEL & UTILITIES	0	0.00	500	0.00	500	0.00	500	0.00
SUPPLIES	5,509	0.00	10,625	0.00	10,625	0.00	10,625	0.00
PROFESSIONAL DEVELOPMENT	17,576	0.00	16,289	0.00	16,289	0.00	16,289	0.00
COMMUNICATION SERV & SUPP	2,857	0.00	9,500	0.00	9,500	0.00	9,500	0.00
PROFESSIONAL SERVICES	16,101	0.00	35,500	0.00	35,500	0.00	35,500	0.00
HOUSEKEEPING & JANITORIAL SERV	0	0.00	500	0.00	500	0.00	500	0.00
M&R SERVICES	0	0.00	2,500	0.00	2,500	0.00	2,500	0.00
COMPUTER EQUIPMENT	450	0.00	6,030	0.00	6,030	0.00	6,030	0.00
OFFICE EQUIPMENT	780	0.00	1,400	0.00	1,400	0.00	1,400	0.00
OTHER EQUIPMENT	6,196	0.00	100	0.00	100	0.00	100	0.00
BUILDING LEASE PAYMENTS	0	0.00	700	0.00	700	0.00	700	0.00
EQUIPMENT RENTALS & LEASES	1,932	0.00	1,000	0.00	1,000	0.00	1,000	0.00
MISCELLANEOUS EXPENSES	2,798	0.00	700	0.00	700	0.00	700	0.00
REBILLABLE EXPENSES	0	0.00	2,450	0.00	2,450	0.00	2,450	0.00
TOTAL - EE	76,666	0.00	106,320	0.00	106,320	0.00	106,320	0.00
GRAND TOTAL	\$690,642	9.55	\$874,632	12.00	\$874,632	12.00	\$874,632	12.00
GENERAL REVENUE	\$690,642	9.55	\$874,632	12.00	\$874,632	12.00	\$874,632	12.00
FEDERAL FUNDS	\$0	0.00	\$0	0.00	\$0	0.00	\$0	0.00
OTHER FUNDS	\$0	0.00	\$0	0.00	\$0	0.00	\$0	0.00

PROGRAM DESCRIPTION

Department of Economic Development

HB Section(s): 7.090

Program Name: Missouri One Start

Program is found in the following core budget(s): Missouri One Start

1a. What strategic priority does this program address?

Workforce Development

1b. What does this program do?

- Provide oversight to Local Education Agencies designated to administer the Missouri One Start (MOS) training funds that are awarded to qualified companies creating new jobs or making new capital investment relating directly to the retention of jobs. The Missouri One Start training programs include the Customized Training program, New Jobs Training Program (NJTP), and Job Retention Training Program (JRTP).
- Performance measures for the MOS training programs are found on their respective program description forms.
- Coordinate workforce solutions to assist businesses with having the right workforce with the right skillset by providing personalized recruitment assistance and funding resources for specialized industry training.
- Cultivate a strong brand identity that communicates value-add of Missouri's workforce to retain and attract new companies, capital investment, and jobs to the state.

2a. Provide an activity measure(s) for the program.

	FY2021 Actual	FY2022 Projected	FY2022 Actual	FY2023 Projected	FY2023 Actual	FY2024 Projected	FY2025 Projected	FY2026 Projected
Social Media Outreach Posts	227	250	115	275	590	649	714	785

Note 1: FY2024 reflects a 10% increase from FY2023 Projected. FY2025-FY2026 reflect a 10% increase each year.

Note 2: FY2022 Actual declined due to the vacancy of the position for six months.

2b. Provide a measure(s) of the program's quality.

	FY2021 Actual	FY2022 Projected	FY2022 Actual	FY2023 Projected	FY2023 Actual	FY2024 Projected	FY2025 Projected	FY2026 Projected
Customer Service Experience	91%	94%	92%	94%	98%	100%	100%	100%

Note 1: Percentage of respondents who rated their experience as "good" or "excellent."

Note 2: Data includes 90 completed responses from 279 companies surveyed in FY2023.

Note 3: Projections reflect a 2% increase each year.

PROGRAM DESCRIPTION

Department of Economic Development

HB Section(s): 7.090

Program Name: Missouri One Start

Program is found in the following core budget(s): Missouri One Start

2c. Provide a measure(s) of the program's impact.

	FY2021	FY2022		FY2023		FY2024	FY2025	FY2026
	Actual	Projected	Actual	Projected	Actual	Projected	Projected	Projected
Social Media Outreach	1,041,644	1,145,808	1,332,893	1,466,182	2,343,948	2,578,343	2,836,177	3,119,795
Social Media Followers	564	620	652	717	1102	1212	1333	1467

Note 1: Social Media Outreach reflects both paid and organic social media and includes clicks, likes, shares, and comments.

Note 2: FY2024-FY2026 reflects a 10% increase each year based off of the FY2023 Actual.

Note 3: FY2024-FY2026 Projected Social Media Followers reflects a 10% increase of unique followers each year based on the FY2023 Actual.

2d. Provide a measure(s) of the program's efficiency.

The measures for this program's efficiency may be found in the Missouri One Start Community College New Jobs Training Program, and the Missouri One Start Community College Job Retention Training Program Core and Program Description forms.

PROGRAM DESCRIPTION

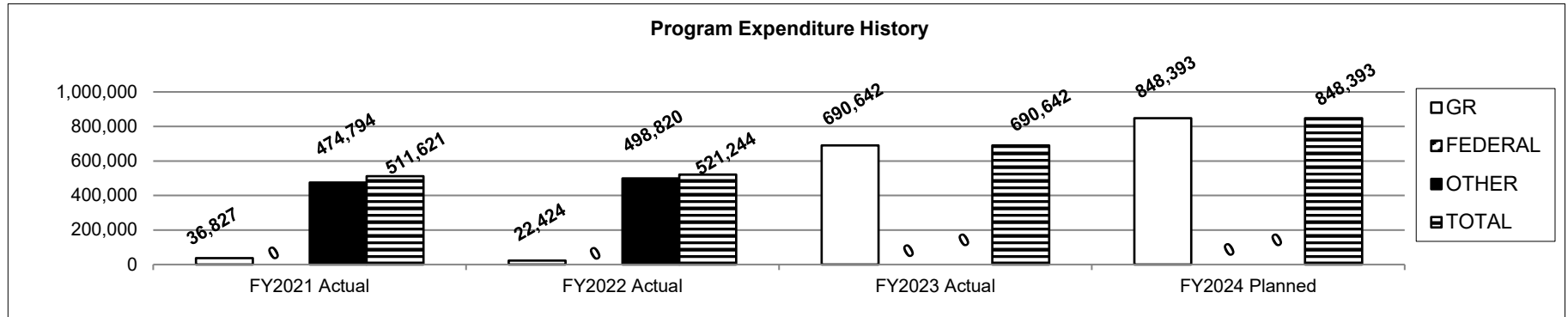
Department of Economic Development

HB Section(s): 7.090

Program Name: Missouri One Start

Program is found in the following core budget(s): Missouri One Start

3. Provide actual expenditures for the prior three fiscal years and planned expenditures for the current fiscal year. *(Note: Amounts do not include fringe benefit costs.)*



Note: Planned expenditures for GR reflect 3% Governor's Reserve.

4. What are the sources of the "Other " funds?

FY2021-FY2022: GR Transfer to Missouri One Start Job Development Fund to administer the Missouri One Start Training Programs.

5. What is the authorization for this program, i.e., federal or state statute, etc.? (Include the federal program number, if applicable.)

Sections 620.800-620.809, RSMo.

6. Are there federal matching requirements? If yes, please explain.

No

7. Is this a federally mandated program? If yes, please explain.

No.

NEW DECISION ITEM
RANK: 7 OF 22

Department of Economic Development	Budget Unit	43095C
Division: Missouri One Start		
DI Name: MOS Administration of New Legislation DI#1419017	HB Section	7.090

1. AMOUNT OF REQUEST

	FY 2025 Budget Request			
	GR	Federal	Other	Total
PS	201,048	0	0	201,048
EE	75,015	0	0	75,015
PSD	0	0	0	0
TRF	0	0	0	0
Total	276,063	0	0	276,063

FTE	3.00	0.00	0.00	3.00
Est. Fringe	119,988	0	0	119,988

Note: Fringes budgeted in House Bill 5 except for certain fringes budgeted directly to MoDOT, Highway Patrol, and Conservation.

Other Funds:
Non-Counts:

	FY 2025 Governor's Recommendation			
	GR	Federal	Other	Total
PS	74,664	0	0	74,664
EE	25,005	0	0	25,005
PSD	0	0	0	0
TRF	0	0	0	0
Total	99,669	0	0	99,669

FTE	1.00	0.00	0.00	1.00
Est. Fringe	42,846	0	0	42,846

Note: Fringes budgeted in House Bill 5 except for certain fringes budgeted directly to MoDOT, Highway Patrol, and Conservation.

Other Funds:
Non-Counts:

2. THIS REQUEST CAN BE CATEGORIZED AS:

<input checked="" type="checkbox"/> New Legislation	<input type="checkbox"/> New Program	<input type="checkbox"/> Fund Switch
<input type="checkbox"/> Federal Mandate	<input type="checkbox"/> Program Expansion	<input type="checkbox"/> Cost to Continue
<input type="checkbox"/> GR Pick-Up	<input type="checkbox"/> Space Request	<input type="checkbox"/> Equipment Replacement
<input type="checkbox"/> Pay Plan	<input type="checkbox"/> Other: _____	

3. WHY IS THIS FUNDING NEEDED? PROVIDE AN EXPLANATION FOR ITEMS CHECKED IN #2. INCLUDE THE FEDERAL OR STATE STATUTORY OR CONSTITUTIONAL AUTHORIZATION FOR THIS PROGRAM.

This New Decision Item request from the Missouri Department of Economic Development (DED), Missouri One Start Division seeks funding for FTE to administer two new programs. House Bill 417, passed in FY2023, authorized two new programs: Upskill Credential Training Fund (Section 620.2500 RSMo) and the Intern and Apprentice Recruitment Act (Section 134.457 RSMo). Both of these programs promote opportunities for employees to gain and improve their skills.

NEW DECISION ITEM
RANK: 7 OF 22

Department of Economic Development						Budget Unit <u>43095C</u>			
Division: Missouri One Start									
DI Name: MOS Administration of New Legislation DI#1419017						HB Section <u>7.090</u>			
<p>4. DESCRIBE THE DETAILED ASSUMPTIONS USED TO DERIVE THE SPECIFIC REQUESTED AMOUNT. (How did you determine that the requested number of FTE were appropriate? From what source or standard did you derive the requested levels of funding? Were alternatives such as outsourcing or automation considered? If based on new legislation, does request tie to TAFP fiscal note? If not, explain why. Detail which portions of the request are one-times and how those amounts were calculated.)</p> <p>The need for three FTE was outlined in fiscal note response 1211S.10T to support the administration and monitoring of the two new programs. Additionally, both the Upskill Credential Training Fund and the Apprentice Recruitment Act requires the DED to develop an application process for taxpayers to submit necessary information to receive tax credits and reimbursements. Online application platform costs are included in this request.</p>									
<p>5. BREAK DOWN THE REQUEST BY BUDGET OBJECT CLASS, JOB CLASS, AND FUND SOURCE. IDENTIFY ONE-TIME COSTS.</p>									
Budget Object Class/Job Class	Dept Req GR DOLLARS	Dept Req GR FTE	Dept Req FED DOLLARS	Dept Req FED FTE	Dept Req OTHER DOLLARS	Dept Req OTHER FTE	Dept Req TOTAL DOLLARS	Dept Req TOTAL FTE	Dept Req One-Time DOLLARS
Economic Dev Specialist / 07EB20	126,384	2.0					126,384	2.0	
Sr Econ Dev Specialist / 07EB30	74,664	1.0					74,664	1.0	
Total PS	201,048	3.0	0	0.0	0	0.0	201,048	3.0	0
M&R Service / 430	15,000						15,000		
Office Equipment / 580	5,901						5,901		
Other Equipment / 590	30,000						30,000		
Supplies / 190	1,332						1,332		
Computer Equipment / 480	4,947						4,947		
Communication Serv & Supp / 340	2,433						2,433		
Professional Services / 400	3,402						3,402		
Travel, In-State / 140	4,500						4,500		
Travel, Out-of-State / 160	4,500						4,500		
Professional Development / 320	3,000						3,000		
Total EE	75,015		0		0		75,015		0
Program Distributions							0		
Total PSD	0		0		0		0		0
Transfers									
Total TRF	0		0		0		0		0
Grand Total	276,063	3.0	0	0.0	0	0.0	276,063	3.0	0

NEW DECISION ITEM
RANK: 7 OF 22

Department of Economic Development						Budget Unit	43095C		
Division: Missouri One Start									
DI Name: MOS Administration of New Legislation			DI#1419017			HB Section	7.090		
	Gov Rec GR DOLLARS	Gov Rec GR FTE	Gov Rec FED DOLLARS	Gov Rec FED FTE	Gov Rec OTHER DOLLARS	Gov Rec OTHER FTE	Gov Rec TOTAL DOLLARS	Gov Rec TOTAL FTE	Gov Rec One-Time DOLLARS
							0		
Sr Econ Dev Specialist / 07EB30	74,664	1.0					74,664	1.0	
Total PS	74,664	1.0	0	0.0	0	0.0	74,664	1.0	0
M&R Service / 430	5,000						5,000		
Office Equipment / 580	1,967						1,967		
Other Equipment / 590	10,000						10,000		
Supplies / 190	444						444		
Computer Equipment / 480	1,649						1,649		
Communication Serv & Supp / 340	811						811		
Professional Services / 400	1,134						1,134		
Travel, In-State / 140	1,500						1,500		
Travel, Out-of-State / 160	1,500						1,500		
Professional Development / 320	1,000						1,000		
Total EE	25,005		0		0		25,005		0
Program Distributions							0		
Total PSD	0		0		0		0		0
Transfers									
Total TRF	0		0		0		0		0
Grand Total	99,669	1.0	0	0.0	0	0.0	99,669	1.0	0

NEW DECISION ITEM
RANK: 7 OF 22

Department of Economic Development	Budget Unit <u>43095C</u>
Division: Missouri One Start	
DI Name: MOS Administration of New Legislation DI#1419017	HB Section <u>7.090</u>

6. PERFORMANCE MEASURES (If new decision item has an associated core, separately identify projected performance with & without additional funding.)

6a. Provide an activity measure(s) for the program.
See Missouri One Start Division program description form for the activity measure for the program.

6b. Provide a measure(s) of the program's quality.
See Missouri One Start Division program description form for the quality measure for the program.

6c. Provide a measure(s) of the program's impact.
See Missouri One Start Division program description form for the impact measure for the program.

6d. Provide a measure(s) of the program's efficiency.
See Missouri One Start Division program description form for the efficiency measure for the program.

7. STRATEGIES TO ACHIEVE THE PERFORMANCE MEASUREMENT TARGETS:

See Missouri One Start Division program description form for strategies to achieve the performance measurement targets.

Department of Economic Development

DECISION ITEM DETAIL

Budget Unit	FY 2023	FY 2023	FY 2024	FY 2024	FY 2025	FY 2025	FY 2025	FY 2025
Decision Item	ACTUAL	ACTUAL	BUDGET	BUDGET	DEPT REQ	DEPT REQ	GOV REC	GOV REC
Budget Object Class	DOLLAR	FTE	DOLLAR	FTE	DOLLAR	FTE	DOLLAR	FTE
MISSOURI ONE START								
MOS Admin of New Legislation - 1419017								
ECONOMIC DEVELOPMENT SPEC	0	0.00	0	0.00	126,384	2.00	0	0.00
SR ECONOMIC DEVELOPMENT SPEC	0	0.00	0	0.00	74,664	1.00	74,664	1.00
TOTAL - PS	0	0.00	0	0.00	201,048	3.00	74,664	1.00
TRAVEL, IN-STATE	0	0.00	0	0.00	4,500	0.00	1,500	0.00
TRAVEL, OUT-OF-STATE	0	0.00	0	0.00	4,500	0.00	1,500	0.00
SUPPLIES	0	0.00	0	0.00	1,332	0.00	444	0.00
PROFESSIONAL DEVELOPMENT	0	0.00	0	0.00	3,000	0.00	1,000	0.00
COMMUNICATION SERV & SUPP	0	0.00	0	0.00	2,433	0.00	811	0.00
PROFESSIONAL SERVICES	0	0.00	0	0.00	3,402	0.00	1,134	0.00
M&R SERVICES	0	0.00	0	0.00	15,000	0.00	5,000	0.00
COMPUTER EQUIPMENT	0	0.00	0	0.00	4,947	0.00	1,649	0.00
OFFICE EQUIPMENT	0	0.00	0	0.00	5,901	0.00	1,967	0.00
OTHER EQUIPMENT	0	0.00	0	0.00	30,000	0.00	10,000	0.00
TOTAL - EE	0	0.00	0	0.00	75,015	0.00	25,005	0.00
GRAND TOTAL	\$0	0.00	\$0	0.00	\$276,063	3.00	\$99,669	1.00
GENERAL REVENUE	\$0	0.00	\$0	0.00	\$276,063	3.00	\$99,669	1.00
FEDERAL FUNDS	\$0	0.00	\$0	0.00	\$0	0.00	\$0	0.00
OTHER FUNDS	\$0	0.00	\$0	0.00	\$0	0.00	\$0	0.00

NEW DECISION ITEM
RANK: _____ OF _____

Department of Economic Development	Budget Unit	43097C
Division: Missouri One Start		
DI Name: Upskill Credential GR Transfer	DI#1419021	HB Section 7.110

1. AMOUNT OF REQUEST

	FY 2025 Budget Request			
	GR	Federal	Other	Total
PS	0	0	0	0
EE	0	0	0	0
PSD	0	0	0	0
TRF	0	0	0	0
Total	0	0	0	0
FTE	0.00	0.00	0.00	0.00

Est. Fringe	0	0	0	0
--------------------	---	---	---	---

Note: Fringes budgeted in House Bill 5 except for certain fringes budgeted directly to MoDOT, Highway Patrol, and Conservation.

Other Funds:
Non-Counts:

	FY 2025 Governor's Recommendation			
	GR	Federal	Other	Total
PS	0	0	0	0
EE	0	0	0	0
PSD	0	0	0	0
TRF	6,000,000	0	0	6,000,000
Total	6,000,000	0	0	6,000,000
FTE	0.00	0.00	0.00	0.00

Est. Fringe	0	0	0	0
--------------------	---	---	---	---

Note: Fringes budgeted in House Bill 5 except for certain fringes budgeted directly to MoDOT, Highway Patrol, and Conservation.

Other Funds:
Non-Counts:

2. THIS REQUEST CAN BE CATEGORIZED AS:

<input checked="" type="checkbox"/> New Legislation	<input checked="" type="checkbox"/> New Program	<input type="checkbox"/> Fund Switch
<input type="checkbox"/> Federal Mandate	<input type="checkbox"/> Program Expansion	<input type="checkbox"/> Cost to Continue
<input type="checkbox"/> GR Pick-Up	<input type="checkbox"/> Space Request	<input type="checkbox"/> Equipment Replacement
<input type="checkbox"/> Pay Plan	<input type="checkbox"/> Other: _____	

3. WHY IS THIS FUNDING NEEDED? PROVIDE AN EXPLANATION FOR ITEMS CHECKED IN #2. INCLUDE THE FEDERAL OR STATE STATUTORY OR CONSTITUTIONAL AUTHORIZATION FOR THIS PROGRAM.

This New Decision Item is being requested because HB417 was passed during the 2023 legislative session, which creates the new Upskill Credential Training program and the Upskill Credential Training Fund (Section 620.2500 RSMo). This grant program promotes opportunities for employees to gain and improve their skills. Although the program passed during the 2023 legislative session, no funds were appropriated. This request seeks the maximum appropriation. This is the General Revenue transfer into the Upskill Credential Training Fund as required in Section 620.2500, RSMo.

NEW DECISION ITEM
RANK: _____ OF _____

Department of Economic Development	Budget Unit	43097C
Division: Missouri One Start		
DI Name: Upskill Credential GR Transfer	DI#1419021	HB Section 7.110

4. DESCRIBE THE DETAILED ASSUMPTIONS USED TO DERIVE THE SPECIFIC REQUESTED AMOUNT. (How did you determine that the requested number of FTE were appropriate? From what source or standard did you derive the requested levels of funding? Were alternatives such as outsourcing or automation considered? If based on new legislation, does request tie to TAFP fiscal note? If not, explain why. Detail which portions of the request are one-times and how those amounts were calculated.)

This is the transfer from General Revenue to the Upskill Credential Training Fund (Fund number 0849).

5. BREAK DOWN THE REQUEST BY BUDGET OBJECT CLASS, JOB CLASS, AND FUND SOURCE. IDENTIFY ONE-TIME COSTS.

Budget Object Class/Job Class	Dept Req GR DOLLARS	Dept Req GR FTE	Dept Req FED DOLLARS	Dept Req FED FTE	Dept Req OTHER DOLLARS	Dept Req OTHER FTE	Dept Req TOTAL DOLLARS	Dept Req TOTAL FTE	Dept Req One-Time DOLLARS
							0		
							0	0.0	
Total PS	<u>0</u>	<u>0.0</u>	<u>0</u>	<u>0.0</u>	<u>0</u>	<u>0.0</u>	<u>0</u>	<u>0.0</u>	<u>0</u>
							0		
							0		
							0		
Total EE	<u>0</u>		<u>0</u>		<u>0</u>		<u>0</u>		<u>0</u>
Program Distributions							0		
Total PSD	<u>0</u>		<u>0</u>		<u>0</u>		<u>0</u>		<u>0</u>
Transfers	<u>0</u>						0		
Total TRF	<u>0</u>		<u>0</u>		<u>0</u>		<u>0</u>		<u>0</u>
Grand Total	<u>0</u>	<u>0.0</u>	<u>0</u>	<u>0.0</u>	<u>0</u>	<u>0.0</u>	<u>0</u>	<u>0.0</u>	<u>0</u>

NEW DECISION ITEM
RANK: _____ OF _____

Department of Economic Development			Budget Unit		43097C				
Division: Missouri One Start									
DI Name: Upskill Credential GR Transfer		DI#1419021	HB Section		7.110				
Budget Object Class/Job Class	Gov Rec GR DOLLARS	Gov Rec GR FTE	Gov Rec FED DOLLARS	Gov Rec FED FTE	Gov Rec OTHER DOLLARS	Gov Rec OTHER FTE	Gov Rec TOTAL DOLLARS	Gov Rec TOTAL FTE	Gov Rec One-Time DOLLARS
							0		
							0	0.0	
Total PS	0	0.0	0	0.0	0	0.0	0	0.0	0
							0		
							0		
							0		
Total EE	0		0		0		0		0
Program Distributions							0		
Total PSD	0		0		0		0		0
Transfers	6,000,000						6,000,000		
Total TRF	6,000,000		0		0		6,000,000		0
Grand Total	6,000,000	0.0	0	0.0	0	0.0	6,000,000	0.0	0

NEW DECISION ITEM
RANK: _____ OF _____

Department of Economic Development Division: Missouri One Start DI Name: Upskill Credential GR Transfer DI#1419021	Budget Unit 43097C HB Section 7.110
6. PERFORMANCE MEASURES (If new decision item has an associated core, separately identify projected performance with & without additional funding.)	
6a. Provide an activity measure(s) for the program. This the GR Transfer into the Upskill Credential Training Fund. Refer to the Spending Authority for performance measures.	6b. Provide a measure(s) of the program's quality. This the GR Transfer into the Upskill Credential Training Fund. Refer to the Spending Authority for performance measures.
6c. Provide a measure(s) of the program's impact. This the GR Transfer into the Upskill Credential Training Fund. Refer to the Spending Authority for performance measures.	6d. Provide a measure(s) of the program's efficiency. This the GR Transfer into the Upskill Credential Training Fund. Refer to the Spending Authority for performance measures.
7. STRATEGIES TO ACHIEVE THE PERFORMANCE MEASUREMENT TARGETS: Refer to the Spending Authority for the strategies to achieve the performance measure targets.	

Department of Economic Development

DECISION ITEM DETAIL

Budget Unit	FY 2023	FY 2023	FY 2024	FY 2024	FY 2025	FY 2025	FY 2025	FY 2025
Decision Item	ACTUAL	ACTUAL	BUDGET	BUDGET	DEPT REQ	DEPT REQ	GOV REC	GOV REC
Budget Object Class	DOLLAR	FTE	DOLLAR	FTE	DOLLAR	FTE	DOLLAR	FTE
MOS UPSKILL CREDENTIAL TRANSFER								
Upskill Credential GR Transfer - 1419021								
TRANSFERS OUT	0	0.00	0	0.00	0	0.00	6,000,000	0.00
TOTAL - TRF	0	0.00	0	0.00	0	0.00	6,000,000	0.00
GRAND TOTAL	\$0	0.00	\$0	0.00	\$0	0.00	\$6,000,000	0.00
GENERAL REVENUE								
	\$0	0.00	\$0	0.00	\$0	0.00	\$6,000,000	0.00
FEDERAL FUNDS								
	\$0	0.00	\$0	0.00	\$0	0.00	\$0	0.00
OTHER FUNDS								
	\$0	0.00	\$0	0.00	\$0	0.00	\$0	0.00

NEW DECISION ITEM
RANK: 6 OF 22

Department of Economic Development	Budget Unit	43097C
Division: Missouri One Start		
DI Name: Upskill Credential Training Fund	DI#1419018	HB Section
		7.091

1. AMOUNT OF REQUEST

FY 2025 Budget Request				
	GR	Federal	Other	Total
PS	0	0	0	0
EE	0	0	0	0
PSD	6,000,000	0	0	6,000,000
TRF	0	0	0	0
Total	6,000,000	0	0	6,000,000
FTE	0.00	0.00	0.00	0.00

Est. Fringe	0	0	0	0
--------------------	---	---	---	---

Note: Fringes budgeted in House Bill 5 except for certain fringes budgeted directly to MoDOT, Highway Patrol, and Conservation.

Other Funds:
Non-Counts:

FY 2025 Governor's Recommendation				
	GR	Federal	Other	Total
PS	0	0	0	0
EE	0	0	0	0
PSD	0	0	6,000,000	6,000,000
TRF	0	0	0	0
Total	0	0	6,000,000	6,000,000
FTE	0.00	0.00	0.00	0.00

Est. Fringe	0	0	0	0
--------------------	---	---	---	---

Note: Fringes budgeted in House Bill 5 except for certain fringes budgeted directly to MoDOT, Highway Patrol, and Conservation.

Other Funds: Upskill Credential Training Fund (0829)
Non-Counts:

2. THIS REQUEST CAN BE CATEGORIZED AS:

<input checked="" type="checkbox"/> New Legislation	<input checked="" type="checkbox"/> New Program	<input type="checkbox"/> Fund Switch
<input type="checkbox"/> Federal Mandate	<input type="checkbox"/> Program Expansion	<input type="checkbox"/> Cost to Continue
<input type="checkbox"/> GR Pick-Up	<input type="checkbox"/> Space Request	<input type="checkbox"/> Equipment Replacement
<input type="checkbox"/> Pay Plan	<input type="checkbox"/> Other: _____	

3. WHY IS THIS FUNDING NEEDED? PROVIDE AN EXPLANATION FOR ITEMS CHECKED IN #2. INCLUDE THE FEDERAL OR STATE STATUTORY OR CONSTITUTIONAL AUTHORIZATION FOR THIS PROGRAM.

This New Decision Item is being requested because HB417 was passed during the 2023 legislative session, which creates the new Upskill Credential Training program and the Upskill Credential Training Fund (Section 620.2500 RSMo). This grant program promotes opportunities for employees to gain and improve their skills. Although the program passed during the 2023 legislative session, no funds were appropriated. This request seeks the maximum appropriation.

NEW DECISION ITEM
RANK: 6 OF 22

Department of Economic Development	Budget Unit	<u>43097C</u>
Division: Missouri One Start		
DI Name: Upskill Credential Training Fund	DI#1419018	HB Section <u>7.091</u>

4. DESCRIBE THE DETAILED ASSUMPTIONS USED TO DERIVE THE SPECIFIC REQUESTED AMOUNT. (How did you determine that the requested number of FTE were appropriate? From what source or standard did you derive the requested levels of funding? Were alternatives such as outsourcing or automation considered? If based on new legislation, does request tie to TAFP fiscal note? If not, explain why. Detail which portions of the request are one-times and how those amounts were calculated.)

Section 620.2500 authorizes a grant program with a maximum appropriation of \$6 million for the Upskill Credential Training Fund.

5. BREAK DOWN THE REQUEST BY BUDGET OBJECT CLASS, JOB CLASS, AND FUND SOURCE. IDENTIFY ONE-TIME COSTS.

Budget Object Class/Job Class	Dept Req GR DOLLARS	Dept Req GR FTE	Dept Req FED DOLLARS	Dept Req FED FTE	Dept Req OTHER DOLLARS	Dept Req OTHER FTE	Dept Req TOTAL DOLLARS	Dept Req TOTAL FTE	Dept Req One-Time DOLLARS
							0		
							0	0.0	
Total PS	<u>0</u>	<u>0.0</u>	<u>0</u>	<u>0.0</u>	<u>0</u>	<u>0.0</u>	<u>0</u>	<u>0.0</u>	<u>0</u>
							0		
							0		
Total EE	<u>0</u>		<u>0</u>		<u>0</u>		<u>0</u>		<u>0</u>
Program Distributions	<u>6,000,000</u>		<u>0</u>		<u>0</u>		<u>6,000,000</u>		<u>0</u>
Total PSD	<u>6,000,000</u>		<u>0</u>		<u>0</u>		<u>6,000,000</u>		<u>0</u>
Transfers									
Total TRF	<u>0</u>		<u>0</u>		<u>0</u>		<u>0</u>		<u>0</u>
Grand Total	<u>6,000,000</u>	<u>0.0</u>	<u>0</u>	<u>0.0</u>	<u>0</u>	<u>0.0</u>	<u>6,000,000</u>	<u>0.0</u>	<u>0</u>

NEW DECISION ITEM
RANK: 6 OF 22

Department of Economic Development			Budget Unit		<u>43097C</u>				
Division: Missouri One Start									
DI Name: Upskill Credential Training Fund		DI#1419018	HB Section		<u>7.091</u>				
Budget Object Class/Job Class	Gov Rec GR DOLLARS	Gov Rec GR FTE	Gov Rec FED DOLLARS	Gov Rec FED FTE	Gov Rec OTHER DOLLARS	Gov Rec OTHER FTE	Gov Rec TOTAL DOLLARS	Gov Rec TOTAL FTE	Gov Rec One-Time DOLLARS
							0		
							0	0.0	
Total PS	0	0.0	0	0.0	0	0.0	0	0.0	0
							0		
							0		
							0		
Total EE	0		0		0		0		0
Program Distributions					6,000,000		6,000,000		
Total PSD	0		0		6,000,000		6,000,000		0
Transfers									
Total TRF	0		0		0		0		0
Grand Total	0	0.0	0	0.0	6,000,000	0.0	6,000,000	0.0	0

NEW DECISION ITEM
RANK: 6 OF 22

Department of Economic Development	Budget Unit	<u>43097C</u>
Division: Missouri One Start		
DI Name: Upskill Credential Training Fund	DI#1419018	HB Section <u>7.091</u>

6. PERFORMANCE MEASURES (If new decision item has an associated core, separately identify projected performance with & without additional funding.)

6a. Provide an activity measure(s) for the program.

Total number of eligible upskill credentials achieved that a qualifying employer indicated as necessary for improving the skills of its current and prospective employees.

6b. Provide a measure(s) of the program's quality.

1. The total number of companies receiving reimbursement from the Upskill Credential Training Fund;
2. Total number of individuals receiving an upskill credential.

6c. Provide a measure(s) of the program's impact.

1. Number of upskill credentials awarded to qualifying employers with at least one but not more than fifty employees;
2. Number of upskill credentials awarded to qualifying employers with at least 51 but not more than two hundred employees;
3. Number of upskill credentials awarded to any qualifying employee.

6d. Provide a measure(s) of the program's efficiency.

The pledged average wage increase that employees or prospective employees will realize after obtaining the upskill credential in relation to the cost of obtaining the upskill credential.

7. STRATEGIES TO ACHIEVE THE PERFORMANCE MEASUREMENT TARGETS:

Missouri One Start will reach out to partner agencies such as the Missouri Hospital Association, the Missouri Technology Alliance, the Missouri Chamber, the Missouri Association of Manufacturers and others to educate and promote the Upskill Credential Training Program to their members. Missouri One Start will also utilize the Department's Regional Engagement Division to engage regional employers whose employees may benefit from the Upskill Credential Training Fund.

Department of Economic Development

DECISION ITEM DETAIL

Budget Unit	FY 2023	FY 2023	FY 2024	FY 2024	FY 2025	FY 2025	FY 2025	FY 2025
Decision Item	ACTUAL	ACTUAL	BUDGET	BUDGET	DEPT REQ	DEPT REQ	GOV REC	GOV REC
Budget Object Class	DOLLAR	FTE	DOLLAR	FTE	DOLLAR	FTE	DOLLAR	FTE
MOS UPSKILL CREDENTL TRAINING								
Upskill Fund Spend Authority - 1419022								
PROGRAM DISTRIBUTIONS	0	0.00	0	0.00	0	0.00	6,000,000	0.00
TOTAL - PD	0	0.00	0	0.00	0	0.00	6,000,000	0.00
GRAND TOTAL	\$0	0.00	\$0	0.00	\$0	0.00	\$6,000,000	0.00
GENERAL REVENUE	\$0	0.00	\$0	0.00	\$0	0.00	\$0	0.00
FEDERAL FUNDS	\$0	0.00	\$0	0.00	\$0	0.00	\$0	0.00
OTHER FUNDS	\$0	0.00	\$0	0.00	\$0	0.00	\$6,000,000	0.00

Department of Economic Development

DECISION ITEM DETAIL

Budget Unit	FY 2023	FY 2023	FY 2024	FY 2024	FY 2025	FY 2025	FY 2025	FY 2025
Decision Item	ACTUAL	ACTUAL	BUDGET	BUDGET	DEPT REQ	DEPT REQ	GOV REC	GOV REC
Budget Object Class	DOLLAR	FTE	DOLLAR	FTE	DOLLAR	FTE	DOLLAR	FTE
UPSKILL CREDENTIAL TRNING FUND								
Upskill Credential Grant Prgm - 1419018								
PROGRAM DISTRIBUTIONS	0	0.00	0	0.00	6,000,000	0.00	0	0.00
TOTAL - PD	0	0.00	0	0.00	6,000,000	0.00	0	0.00
GRAND TOTAL	\$0	0.00	\$0	0.00	\$6,000,000	0.00	\$0	0.00
GENERAL REVENUE	\$0	0.00	\$0	0.00	\$6,000,000	0.00		0.00
FEDERAL FUNDS	\$0	0.00	\$0	0.00	\$0	0.00		0.00
OTHER FUNDS	\$0	0.00	\$0	0.00	\$0	0.00		0.00

CORE DECISION ITEM

Department: Economic Development	Budget Unit	43096C
Division: Missouri One Start		
Core: Community College Training Program	HB Section	7.095

1. CORE FINANCIAL SUMMARY

	FY 2025 Budget Request			
	GR	Federal	Other	Total
PS	0	0	0	0
EE	0	0	0	0
PSD	0	0	27,000,000	27,000,000
TRF	0	0	0	0
Total	0	0	27,000,000	27,000,000
FTE	0.00	0.00	0.00	0.00

Est. Fringe	0	0	0	0
<i>Note: Fringes budgeted in House Bill 5 except for certain fringes budgeted directly to MoDOT, Highway Patrol, and Conservation.</i>				

Other Funds: Missouri One Start Community College Training Fund (0538)

	FY 2025 Governor's Recommendation			
	GR	Federal	Other	Total
PS	0	0	0	0
EE	0	0	0	0
PSD	0	0	27,000,000	27,000,000
TRF	0	0	0	0
Total	0	0	27,000,000	27,000,000
FTE	0.00	0.00	0.00	0.00

Est. Fringe	0	0	0	0
<i>Note: Fringes budgeted in House Bill 5 except for certain fringes budgeted directly to MoDOT, Highway Patrol, and Conservation.</i>				

Other Funds: Missouri One Start Community College Training Fund (0538)

2. CORE DESCRIPTION

Beginning with the FY2024 budget, this fund was established to combine the Community College New Jobs Training Program Fund (0563) and the Job Retention Training Program Fund (0717) into one fund called the Missouri One Start (MOS) Community College Training Fund pursuant to §620.809, RSMo. The purpose of this fund is to provide training and upskilling of new and existing workers.

MOS Community College Training Fund will generate funds by diverting a portion of the employee state withholding tax (approximately 2%) into a designated training account to reimburse eligible training costs that are normally associated with large attraction or expansion projects. The program is administered by the local community college with oversight by Missouri One Start staff.

3. PROGRAM LISTING (list programs included in this core funding)

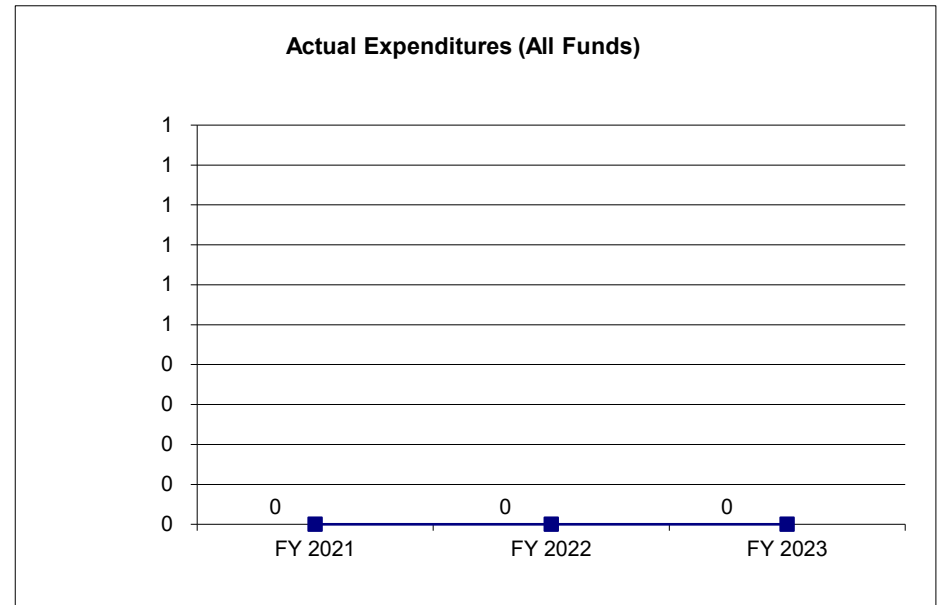
Missouri One Start Community College Training Program

CORE DECISION ITEM

Department: Economic Development	Budget Unit	43096C
Division: Missouri One Start		
Core: Community College Training Program	HB Section	7.095

4. FINANCIAL HISTORY

	FY 2021 Actual	FY 2022 Actual	FY 2023 Actual	FY 2024 Current Yr.
Appropriation (All Funds)	0	0	0	27,000,000
Less Reverted (All Funds)	0	0	0	0
Less Restricted (All Funds)*	0	0	0	0
Budget Authority (All Funds)	0	0	0	27,000,000
Actual Expenditures (All Funds)	0	0	0	N/A
Unexpended (All Funds)	0	0	0	N/A
Unexpended, by Fund:				
General Revenue	0	0	0	N/A
Federal	0	0	0	N/A
Other	0	0	0	N/A



*Current Year restricted amount is as of _____.

Reverted includes the statutory three percent reserve amount (when applicable).

Restricted includes any Governor's expenditure restrictions which remained at the end of the fiscal year (when applicable).

NOTES:

CORE RECONCILIATION DETAIL

**DEPARTMENT OF ECONOMIC DEVELOPMENT
MO ONE START COMM COLL TRNG**

5. CORE RECONCILIATION DETAIL

	Budget Class	FTE	GR	Federal	Other	Total	Explanation
TAFP AFTER VETOES							
	PD	0.00	0	0	27,000,000	27,000,000	
	Total	0.00	0	0	27,000,000	27,000,000	
DEPARTMENT CORE REQUEST							
	PD	0.00	0	0	27,000,000	27,000,000	
	Total	0.00	0	0	27,000,000	27,000,000	
GOVERNOR'S RECOMMENDED CORE							
	PD	0.00	0	0	27,000,000	27,000,000	
	Total	0.00	0	0	27,000,000	27,000,000	

Department of Economic Development

DECISION ITEM SUMMARY

Budget Unit								
Decision Item	FY 2023	FY 2023	FY 2024	FY 2024	FY 2025	FY 2025	FY 2025	FY 2025
Budget Object Summary	ACTUAL	ACTUAL	BUDGET	BUDGET	DEPT REQ	DEPT REQ	GOV REC	GOV REC
Fund	DOLLAR	FTE	DOLLAR	FTE	DOLLAR	FTE	DOLLAR	FTE
MO ONE START COMM COLL TRNG								
CORE								
PROGRAM-SPECIFIC								
MO COMM COLLEGE TRAINING FUND	0	0.00	27,000,000	0.00	27,000,000	0.00	27,000,000	0.00
TOTAL - PD	0	0.00	27,000,000	0.00	27,000,000	0.00	27,000,000	0.00
TOTAL	0	0.00	27,000,000	0.00	27,000,000	0.00	27,000,000	0.00
GRAND TOTAL	\$0	0.00	\$27,000,000	0.00	\$27,000,000	0.00	\$27,000,000	0.00

Department of Economic Development

DECISION ITEM DETAIL

Budget Unit	FY 2023	FY 2023	FY 2024	FY 2024	FY 2025	FY 2025	FY 2025	FY 2025
Decision Item	ACTUAL	ACTUAL	BUDGET	BUDGET	DEPT REQ	DEPT REQ	GOV REC	GOV REC
Budget Object Class	DOLLAR	FTE	DOLLAR	FTE	DOLLAR	FTE	DOLLAR	FTE
MO ONE START COMM COLL TRNG								
CORE								
PROGRAM DISTRIBUTIONS	0	0.00	27,000,000	0.00	27,000,000	0.00	27,000,000	0.00
TOTAL - PD	0	0.00	27,000,000	0.00	27,000,000	0.00	27,000,000	0.00
GRAND TOTAL	\$0	0.00	\$27,000,000	0.00	\$27,000,000	0.00	\$27,000,000	0.00
GENERAL REVENUE								
	\$0	0.00	\$0	0.00	\$0	0.00	\$0	0.00
FEDERAL FUNDS								
	\$0	0.00	\$0	0.00	\$0	0.00	\$0	0.00
OTHER FUNDS								
	\$0	0.00	\$27,000,000	0.00	\$27,000,000	0.00	\$27,000,000	0.00

PROGRAM DESCRIPTION

Department: **Economic Development**

HB Section(s): **7.095**

Program Name: **Missouri One Start Community College Training Program**

Program is found in the following core budget(s): **Community College Training Program**

1a. What strategic priority does this program address?

Workforce Development

1b. What does this program do?

Provides funds to assist eligible businesses train new and upskill existing workers. The program is suited for competitive attraction and expansion projects with a substantial amount of job creation or upskilling of workers. It has a dual mission to develop talent and grow business. In coordination with the Department of Revenue, a portion of the employee state withholding tax (approximately 2%) is diverted into a designated training account to reimburse eligible training costs. The program is administered by the local community college with oversight by Missouri One Start staff. Data reflects combined totals of New Jobs Training Program (NJTP) and Job Retention Training Program (JRTP) projects.

2a. Provide an activity measure(s) for the program.

	FY2021		FY2022		FY2023		FY2024	FY2025	FY2026
	Projected	Actual	Projected	Actual	Projected	Actual	Projected	Projected	Projected
Companies Assisted	27	20	26	28	38	31	33	35	37

Note: Projected data for FY2024-FY2026 reflects a 5% increase each year.

2b. Provide a measure(s) of the program's quality.

	FY2021		FY2022		FY2023		FY2024	FY2025	FY2026
	Projected	Actual	Projected	Actual	Projected	Actual	Projected	Projected	Projected
Customer Service Experience	95%	100%	100%	92%	94%	89%	91%	93%	95%

Note 1: NJTP and JRTP surveys were combined. 9 out of 30 companies responded to the survey

Note 2: In FY2023, 8 out of 9 respondents rated their experience as "average", "good" or "excellent."

Note 3: Zero respondents rated the experience as "Poor" or "Fair". One respondent did not rate the experience but provided a comment.

Note 4: Percentage increase reflects a 2% increase each year.

PROGRAM DESCRIPTION

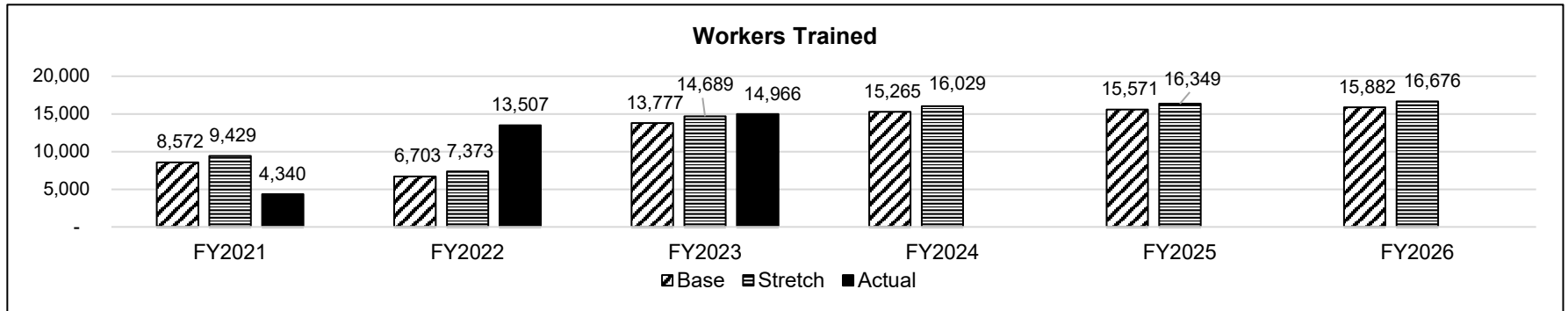
Department: Economic Development

HB Section(s): 7.095

Program Name: Missouri One Start Community College Training Program

Program is found in the following core budget(s): Community College Training Program

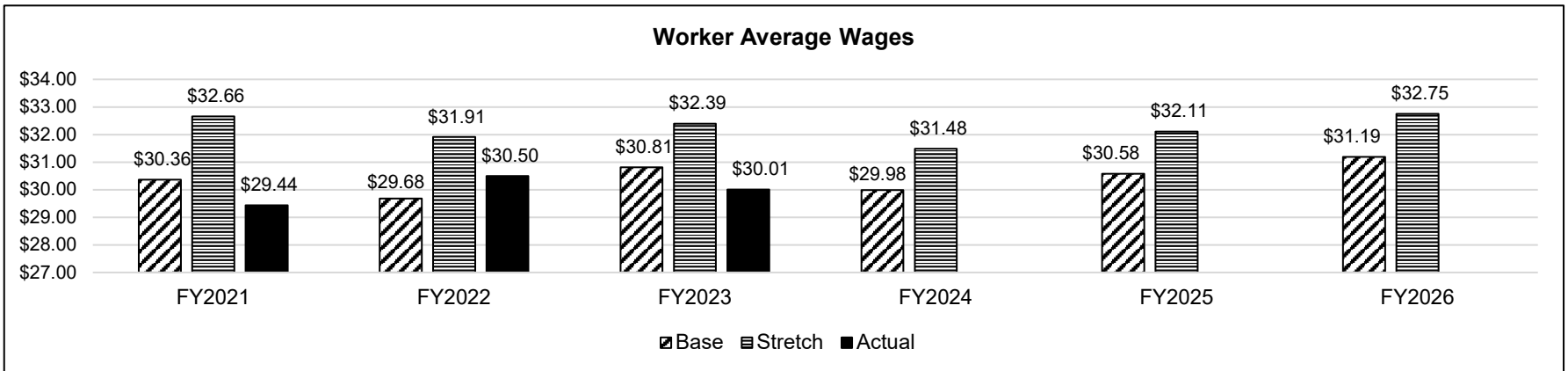
2c. Provide a measure(s) of the program's impact.



Note 1: Workers Trained is an unduplicated count. FY2023 increase reflects a large number of active JRTP projects.

Note 2: Base target for FY2024 reflects an a 2% increase from FY2023 Stretch targets. Base targets for FY2025-FY2026 reflects a 2% increase each year.

Note 3: Stretch targets for FY2024-FY2026 reflect a 5% increase of the Base target.



Note 1: Base targets for FY2024 reflects an average of the Actual wages from FY2021-FY2023. Base targets for FY2025-FY2026 reflects a 2% increase.

Note 2: Stretch targets for FY2024-FY2026 reflects a 5% increase of the Base.

PROGRAM DESCRIPTION

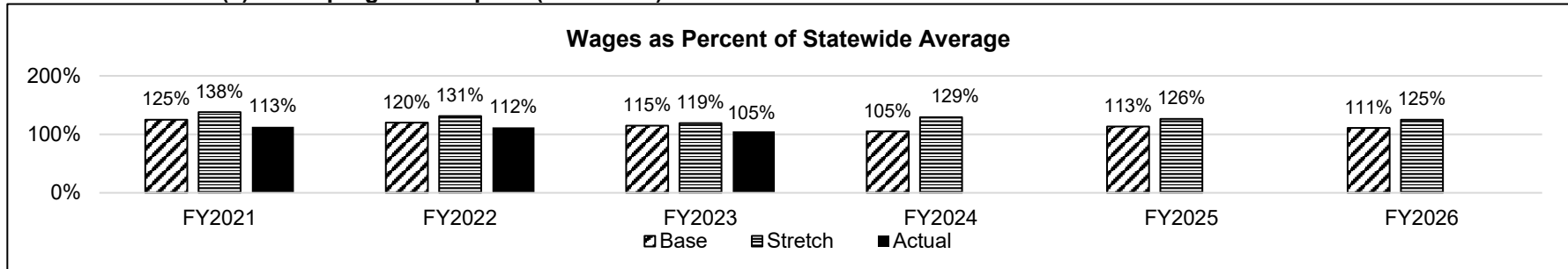
Department: Economic Development

HB Section(s): 7.095

Program Name: Missouri One Start Community College Training Program

Program is found in the following core budget(s): Community College Training Program

2c. Provide a measure(s) of the program's impact. (continued)

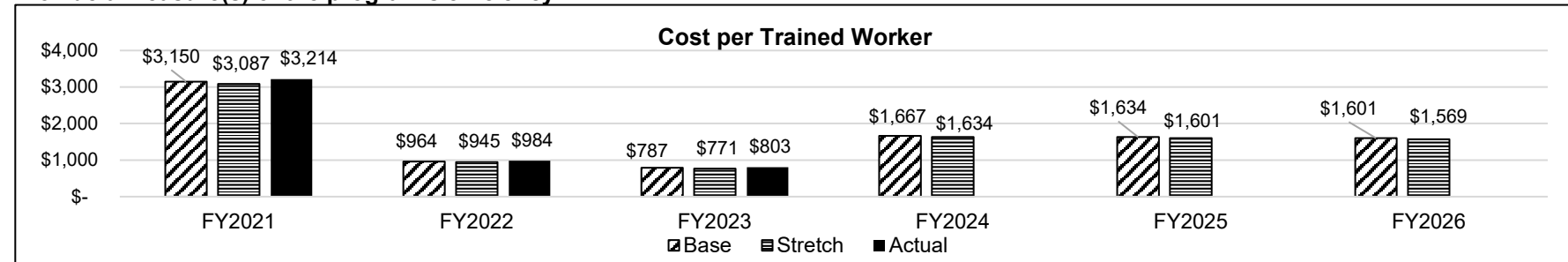


Note 1: Statewide Average Hourly Wage for CY2022 for Public and Private industries was \$28.47 per hour (MERIC). The chart reflects the ratio of trainee average wages divided by statewide average as a percentage.

Note 2: Base target for FY2024 reflects the average of the actual worker wages of the prior three years as a percentage of the statewide average. FY2025-FY2026 Base target reflects an average of Wages as a Percent of the Statewide Average from the prior three years.

Note 3: Stretch target for FY2024-FY2026 reflects the average of Wages as a Percent of the Statewide Average of stretch target from the prior three years.

2d. Provide a measure(s) of the program's efficiency.



Note 1: Calculated by dividing actual withholding amounts by the number of workers receiving training for active projects in the fiscal year.

Note 2: Workers Trained is an unduplicated count.

Note 3: Base target for FY2024 reflects the average cost per trained worker from the three previous years. Base target for FY2025-FY2026 reflects a 2% decrease from the previous year stretch target. Stretch target for FY2024-FY2026 reflects a 2% decrease each year from the base.

Note 4: FY2021 Cost per Trained Worker was high due to COVID-19 and the small amount of workers trained versus the amount that was withheld.

PROGRAM DESCRIPTION


Department: Economic Development

HB Section(s): 7.095

Program Name: Missouri One Start Community College Training Program

Program is found in the following core budget(s): Community College Training Program

3. Provide actual expenditures for the prior three fiscal years and planned expenditures for the current fiscal year. (Note: Amounts do not include fringe benefit costs.)



Note: Beginning in FY2024, the Community College Job Retention Training Program and the Community College New Jobs Training Program were combined into the Missouri One Start Community College Training Program pursuant to §620.809, RSMo. Prior expenditure history can be found on the Job Retention and New Jobs Training Program core forms.

4. **What are the sources of the "Other " funds?**
Missouri One Start Community College Training Fund (0538)
5. **What is the authorization for this program, i.e., federal or state statute, etc.? (Include the federal program number, if applicable.)**
Section 620.800 - 620.809, RSMo.
6. **Are there federal matching requirements? If yes, please explain.**
No
7. **Is this a federally mandated program? If yes, please explain.**
No

CORE DECISION ITEM

Department:	Economic Development	Budget Unit	43110C
Division:	Missouri One Start		
Core:	Missouri One Start Community College New Jobs Training Program	HB Section	N/A

1. CORE FINANCIAL SUMMARY

	FY 2025 Budget Request			
	GR	Federal	Other	Total
PS	0	0	0	0
EE	0	0	0	0
PSD	0	0	0	0
TRF	0	0	0	0
Total	0	0	0	0
FTE	0.00	0.00	0.00	0.00

Est. Fringe	0	0	0	0
<i>Note: Fringes budgeted in House Bill 5 except for certain fringes budgeted directly to MoDOT, Highway Patrol, and Conservation.</i>				

Other Funds:
Notes:

	FY 2025 Governor's Recommendation			
	GR	Fed	Other	Total
PS	0	0	0	0
EE	0	0	0	0
PSD	0	0	0	0
TRF	0	0	0	0
Total	0	0	0	0
FTE	0.00	0.00	0.00	0.00

Est. Fringe	0	0	0	0
<i>Note: Fringes budgeted in House Bill 5 except for certain fringes budgeted directly to MoDOT, Highway Patrol, and Conservation.</i>				

Other Funds:
Notes:

2. CORE DESCRIPTION

Beginning in FY2024, the Community College Job Retention Training Program and the Community College New Jobs Training Program were combined into the Missouri One Start Community College Training Program pursuant to §620.809, RSMo. Prior expenditure history can be found on the Job Retention and New Jobs Training Program core forms. Those core forms will remain in the budget book until the expenditure history is no longer applicable.

3. PROGRAM LISTING (list programs included in this core funding)

The Missouri One Start Community College New Jobs Training Program

CORE DECISION ITEM

Department:	Economic Development	Budget Unit	43110C
Division:	Missouri One Start		
Core:	Missouri One Start Community College New Jobs Training Program	HB Section	N/A

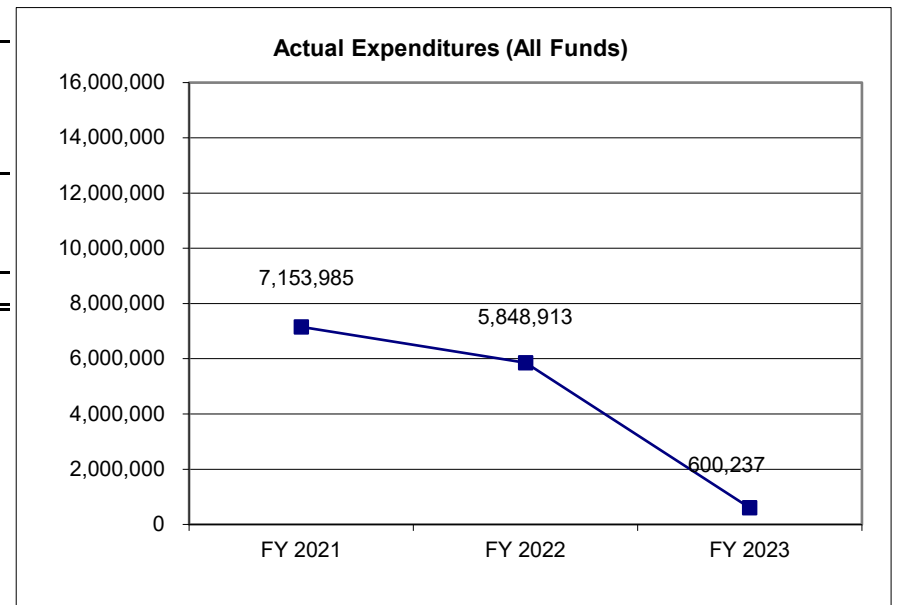
4. FINANCIAL HISTORY

	FY 2021 Actual	FY 2022 Actual	FY 2023 Actual	FY 2024 Current Yr.
Appropriation (All Funds)	16,000,000	16,000,000	11,000,000	0
Less Reverted (All Funds)	0	0	0	0
Less Restricted (All Funds)*	0	0	0	0
Budget Authority (All Funds)	16,000,000	16,000,000	11,000,000	0
Actual Expenditures (All Funds)	7,153,985	5,848,913	600,237	N/A
Unexpended (All Funds)	8,846,015	10,151,087	10,399,763	N/A
Unexpended, by Fund:				
General Revenue	0	0	0	N/A
Federal	0	0	0	N/A
Other	8,846,015	10,151,087	10,399,763	N/A
		(1)	(2)	(3)

*Restricted amount is as of: _____

Reverted includes Governor's standard 3 percent reserve (when applicable).

Restricted includes any extraordinary expenditure restriction (when applicable).



NOTES:

(1) In FY2022, there were 3 new NJTP projects totaling \$6,731,741. Of the unexpended funds in FY2022, \$8.7M of the \$10.1M are obligated withholdings from outstanding projects from previous years that are anticipated to be redeemed within the next 4-6 years.

(2) In FY2023, there was 1 new NJTP project totaling \$558,325. Of the unexpended funds in FY2023, \$8.6M of the \$10.3M are obligated withholdings from outstanding projects from previous years that are anticipated to be redeemed within the next 4-6 years.

(3) In FY2024, the Missouri One Start Community College New Jobs Training Fund and Missouri One Start Community College Job Retention Training Fund were combined into the Missouri One Start Community College Training Fund.

Department of Economic Development

DECISION ITEM SUMMARY

Budget Unit								
Decision Item	FY 2023	FY 2023	FY 2024	FY 2024	FY 2025	FY 2025	FY 2025	FY 2025
Budget Object Summary	ACTUAL	ACTUAL	BUDGET	BUDGET	DEPT REQ	DEPT REQ	GOV REC	GOV REC
Fund	DOLLAR	FTE	DOLLAR	FTE	DOLLAR	FTE	DOLLAR	FTE
COMM COLL NEW JOBS TRAINING								
CORE								
PROGRAM-SPECIFIC								
MO ONE START COL NEW JOBS TRN	600,237	0.00	0	0.00	0	0.00	0	0.00
TOTAL - PD	600,237	0.00	0	0.00	0	0.00	0	0.00
TOTAL	600,237	0.00	0	0.00	0	0.00	0	0.00
GRAND TOTAL	\$600,237	0.00	\$0	0.00	\$0	0.00	\$0	0.00

Department of Economic Development

DECISION ITEM DETAIL

Budget Unit	FY 2023	FY 2023	FY 2024	FY 2024	FY 2025	FY 2025	FY 2025	FY 2025
Decision Item	ACTUAL	ACTUAL	BUDGET	BUDGET	DEPT REQ	DEPT REQ	GOV REC	GOV REC
Budget Object Class	DOLLAR	FTE	DOLLAR	FTE	DOLLAR	FTE	DOLLAR	FTE
COMM COLL NEW JOBS TRAINING								
CORE								
PROGRAM DISTRIBUTIONS	600,237	0.00	0	0.00	0	0.00	0	0.00
TOTAL - PD	600,237	0.00	0	0.00	0	0.00	0	0.00
GRAND TOTAL	\$600,237	0.00	\$0	0.00	\$0	0.00	\$0	0.00
GENERAL REVENUE	\$0	0.00	\$0	0.00	\$0	0.00		0.00
FEDERAL FUNDS	\$0	0.00	\$0	0.00	\$0	0.00		0.00
OTHER FUNDS	\$600,237	0.00	\$0	0.00	\$0	0.00		0.00

PROGRAM DESCRIPTION

Department: Economic Development

HB Section(s): NA

Program Name: Missouri One Start Community College New Jobs Training Program

Program is found in the following core budget(s): Missouri One Start Community College New Jobs Training Program

1a. What strategic priority does this program address?

Workforce Development

1b. What does this program do?

- Provides funds to assist eligible businesses to train workers in newly created jobs. The program is suited for competitive projects with a substantial amount of job creation. It has a dual mission to develop talent and grow business.
- In coordination with the Department of Revenue, a portion of the new jobs' state withholding tax is diverted into a designated training account to reimburse eligible training costs that are normally associated with a new business locations or expansions.
- The program is administered by the local community college with oversight by Missouri One Start (MOS) staff.
- For performance measure data after FY2023, please refer to the MOS Community College Training Program core form.

2a. Provide an activity measure(s) for the program.

	FY2021		FY2022		FY2023	
	Projected	Actual	Projected	Actual	Projected	Actual
Companies Assisted	14	8	11	12	13	9

Note: In FY2024, the MOS Community College New Jobs Training Fund and MOS Community College Job Retention Training Fund was combined into the MOS Community College Training Fund. Performance measures from FY2024 and on will be reflected on the MOS Community College Training Program core form.

2b. Provide a measure(s) of the program's quality.

	FY2021		FY2022		FY2023	
	Projected	Actual	Projected	Actual	Projected	Actual
Customer Service Experience	95%	100%	100%	92%	94%	89%

Note 1: New Jobs and Job Retention Training Program surveys were combined. 9 out of 30 companies responded to the survey

Note 2: In FY2023, 8 out of 9 respondents rated their experience as "average", "good" or "excellent."

Note 3: Zero respondents rated the experience as "Poor" or "Fair". One respondent did not rate the experience but provided a comment.

Note 4: In FY2024, the MOS Community College New Jobs Training Fund and MOS Community College Job Retention Training Fund was combined into the MOS Community College Training Program. Performance measures from FY2024 and on will be reflected on the MOS Community College Training Program core form.

PROGRAM DESCRIPTION

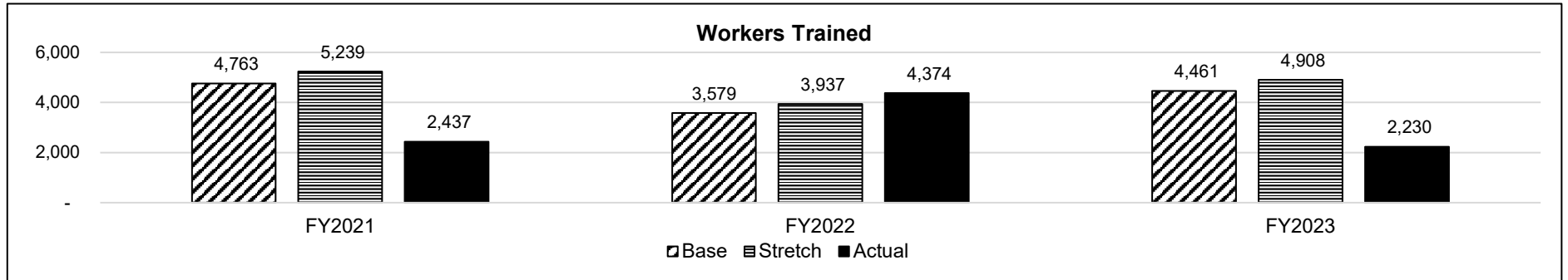
Department: Economic Development

HB Section(s): NA

Program Name: Missouri One Start Community College New Jobs Training Program

Program is found in the following core budget(s): Missouri One Start Community College New Jobs Training Program

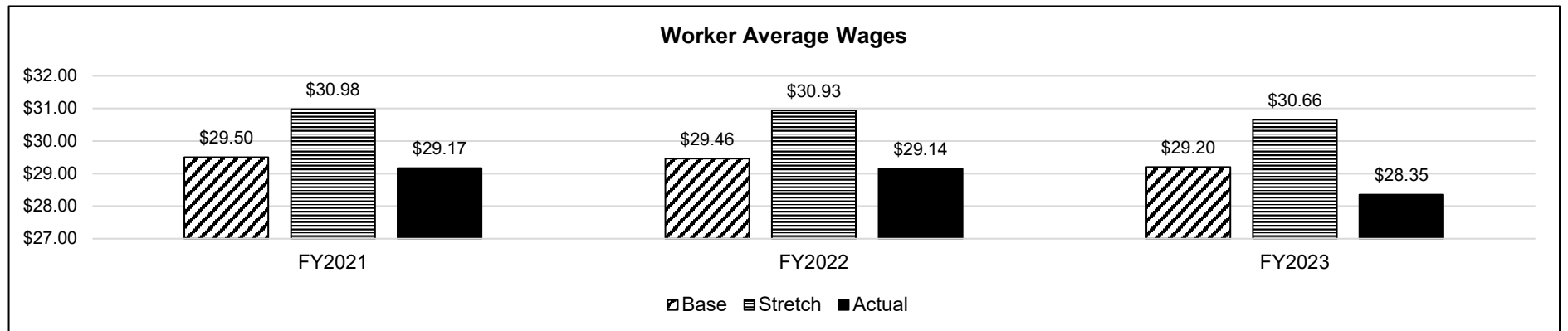
2c. Provide a measure(s) of the program's impact.



Note 1: Workers Trained is an unduplicated count.

Note 2: The decrease in workers trained in FY2023 is due to two projects pausing their NJTP projects and not reporting any workers trained.

Note 3: In FY2024, the MOS Community College New Jobs Training Fund and MOS Community College Job Retention Training Fund was combined into the MOS Community College Training Program. Performance measures from FY2024 and on will be reflected on the MOS Community College Training Program core form.



Note: In FY2024, the MOS Community College New Jobs Training Fund and MOS Community College Job Retention Training Fund was combined into the MOS Community College Training Program. Performance measures from FY2024 and on will be reflected on the MOS Community College Training Program core form.

PROGRAM DESCRIPTION

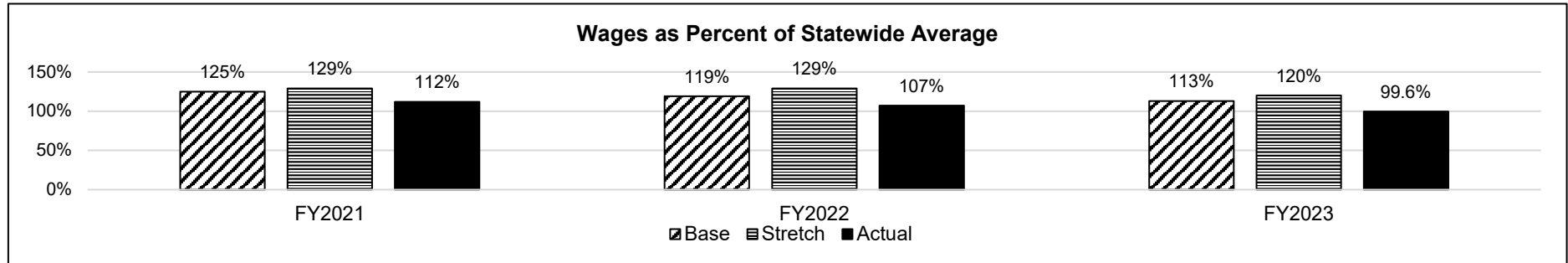
Department: Economic Development

HB Section(s): NA

Program Name: Missouri One Start Community College New Jobs Training Program

Program is found in the following core budget(s): Missouri One Start Community College New Jobs Training Program

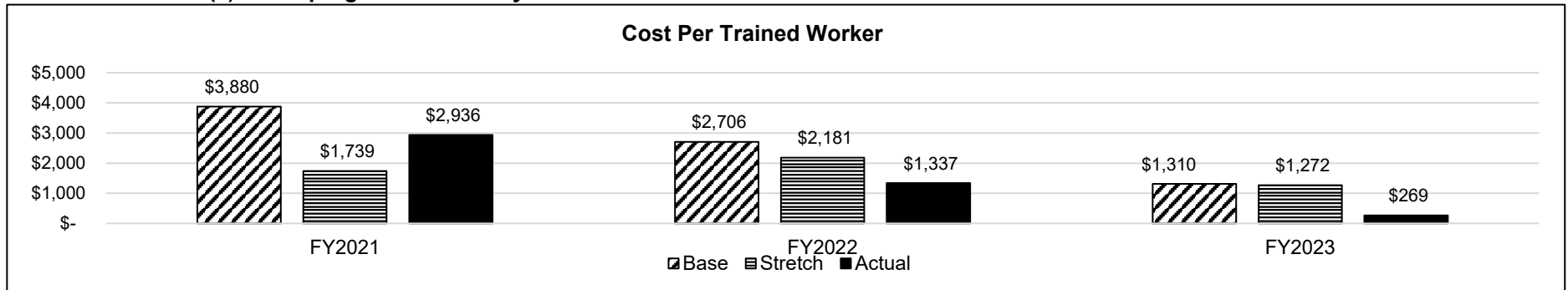
2c. Provide a measure(s) of the program's impact. (continued)



Note 1: Statewide Average Hourly Wage for CY2022 for Public and Private industries was \$28.47 per hour (MERIC). The chart reflects the ratio of trainee average wages divided by statewide average as a percentage.

Note 2: In FY2024, the MOS Community College New Jobs Training Fund and MOS Community College Job Retention Training Fund was combined into the MOS Community College Training Program. Performance measures from FY2024 and on will be reflected on the MOS Community College Training Program core form.

2d. Provide a measure(s) of the program's efficiency.



Note 1: Calculated by dividing actual withholding amounts by the number of workers receiving training for active projects in the fiscal year.

Note 2: Workers Trained is an unduplicated count.

Note 3: In FY2024, the MOS Community College New Jobs Training Fund and MOS Community College Job Retention Training Fund was combined into the MOS Community College Training Program. Performance measures from FY2024 and on will be reflected on the MOS Community College Training Program core form.

PROGRAM DESCRIPTION

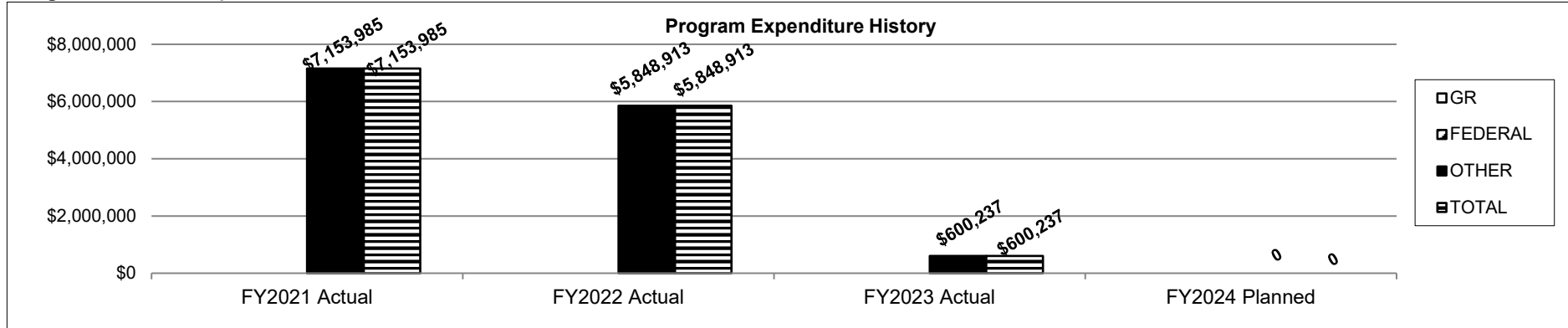
Department: Economic Development

HB Section(s): NA

Program Name: Missouri One Start Community College New Jobs Training Program

Program is found in the following core budget(s): Missouri One Start Community College New Jobs Training Program

3. Provide actual expenditures for the prior three fiscal years and planned expenditures for the current fiscal year. (Note: Amounts do not include fringe benefit costs.)



Note: Beginning in FY2024, the Community College Job Retention Training Program and the Community College New Jobs Training Program were combined into the Missouri One Start Community College Training Program pursuant to §620.809, RSMo.

4. **What are the sources of the "Other " funds?**
 Missouri One Start Community College New Jobs Training Fund (0563)
5. **What is the authorization for this program, i.e., federal or state statute, etc.? (Include the federal program number, if applicable.)**
 Section 620.800 - 620.809, RSMo.
6. **Are there federal matching requirements? If yes, please explain.**
 No.
7. **Is this a federally mandated program? If yes, please explain.**
 No.

CORE DECISION ITEM

Department:	Economic Development	Budget Unit	43115C
Division:	Missouri One Start		
Core:	Missouri One Start Community College Job Retention Training Program	HB Section	N/A

1. CORE FINANCIAL SUMMARY

	FY 2025 Budget Request			
	GR	Federal	Other	Total
PS	0	0	0	0
EE	0	0	0	0
PSD	0	0	0	0
TRF	0	0	0	0
Total	0	0	0	0
FTE	0.00	0.00	0.00	0.00

Est. Fringe	0	0	0	0
--------------------	---	---	---	---

Note: Fringes budgeted in House Bill 5 except for certain fringes budgeted directly to MoDOT, Highway Patrol, and Conservation.

	FY 2025 Governor's Recommendation			
	GR	Fed	Other	Total
PS	0	0	0	0
EE	0	0	0	0
PSD	0	0	0	0
TRF	0	0	0	0
Total	0	0	0	0
FTE	0.00	0.00	0.00	0.00

Est. Fringe	0	0	0	0
--------------------	---	---	---	---

Note: Fringes budgeted in House Bill 5 except for certain fringes budgeted directly to MoDOT, Highway Patrol, and Conservation.

Other Funds:

2. CORE DESCRIPTION

Beginning in FY2024, the Community College Job Retention Training Program and the Community College New Jobs Training Program were combined into the Missouri One Start Community College Training Program pursuant to §620.809, RSMo. Prior expenditure history can be found on the Job Retention and New Jobs Training Program core forms. The core forms will remain in the budget book until the expenditure history is no longer applicable.

3. PROGRAM LISTING (list programs included in this core funding)

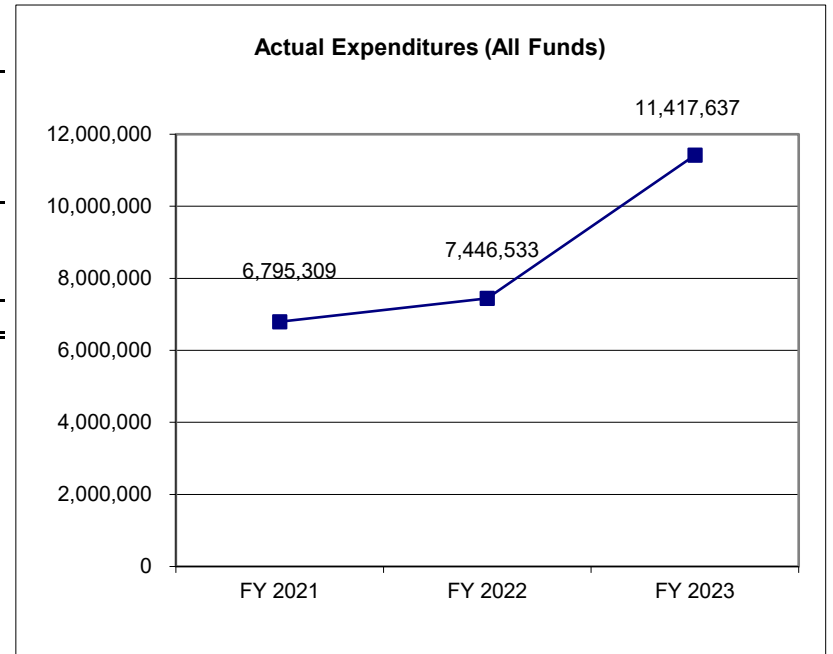
Missouri One Start Community College Job Retention Training Program

CORE DECISION ITEM

Department:	Economic Development	Budget Unit	43115C
Division:	Missouri One Start		
Core:	Missouri One Start Community College Job Retention Training Program	HB Section	N/A

4. FINANCIAL HISTORY

	FY 2021 Actual	FY 2022 Actual	FY 2023 Actual	FY 2024 Current Yr.
Appropriation (All Funds)	11,000,000	11,000,000	16,000,000	0
Less Reverted (All Funds)	0	0	0	0
Less Restricted (All Funds)*	0	0	0	0
Budget Authority (All Funds)	11,000,000	11,000,000	16,000,000	0
Actual Expenditures (All Funds)	6,795,309	7,446,533	11,417,637	N/A
Unexpended (All Funds)	4,204,691	3,553,467	4,582,363	N/A
Unexpended, by Fund:				
General Revenue	0	0	0	N/A
Federal	0	0	0	N/A
Other	4,204,691	3,553,467 (1)	4,582,363 (2)	N/A (3)



*Restricted amount is as of: _____

Reverted includes Governor's standard 3 percent reserve (when applicable).

Restricted includes any extraordinary expenditure restriction (when applicable).

Notes:

- (1) In FY2022, there were 11 new JRTP projects totaling \$23,754,438. There is approximately \$20.6 million obligated for projects from previous years. Funds for these projects are anticipated to be redeemed over the next 4-6 years as companies submit their regular withholdings on the retained jobs in each project.
- (2) In FY2023, there were 4 new JRTP projects totaling \$11,848,107. In total there is approximately \$21.1 million obligated for JRTP projects that are anticipated to be redeemed over the next 4-6 years as companies submit their regular withholdings on the retained jobs in each project.
- (3) In FY2024, the Missouri One Start Community College New Jobs Training Fund and Missouri One Start Community College Job Retention Training Fund were combined into the Missouri One Start Community College Training Fund.

Department of Economic Development

DECISION ITEM SUMMARY

Budget Unit								
Decision Item	FY 2023	FY 2023	FY 2024	FY 2024	FY 2025	FY 2025	FY 2025	FY 2025
Budget Object Summary	ACTUAL	ACTUAL	BUDGET	BUDGET	DEPT REQ	DEPT REQ	GOV REC	GOV REC
Fund	DOLLAR	FTE	DOLLAR	FTE	DOLLAR	FTE	DOLLAR	FTE
JOBS RETENTION TRG PRG								
CORE								
PROGRAM-SPECIFIC								
MO ONE START COL JOB RET TRAIN	11,417,637	0.00	0	0.00	0	0.00	0	0.00
TOTAL - PD	11,417,637	0.00	0	0.00	0	0.00	0	0.00
TOTAL	11,417,637	0.00	0	0.00	0	0.00	0	0.00
GRAND TOTAL	\$11,417,637	0.00	\$0	0.00	\$0	0.00	\$0	0.00

Department of Economic Development

DECISION ITEM DETAIL

Budget Unit	FY 2023	FY 2023	FY 2024	FY 2024	FY 2025	FY 2025	FY 2025	FY 2025
Decision Item	ACTUAL	ACTUAL	BUDGET	BUDGET	DEPT REQ	DEPT REQ	GOV REC	GOV REC
Budget Object Class	DOLLAR	FTE	DOLLAR	FTE	DOLLAR	FTE	DOLLAR	FTE
JOBS RETENTION TRG PRG								
CORE								
PROGRAM DISTRIBUTIONS	11,417,637	0.00	0	0.00	0	0.00	0	0.00
TOTAL - PD	11,417,637	0.00	0	0.00	0	0.00	0	0.00
GRAND TOTAL	\$11,417,637	0.00	\$0	0.00	\$0	0.00	\$0	0.00
GENERAL REVENUE	\$0	0.00	\$0	0.00	\$0	0.00		0.00
FEDERAL FUNDS	\$0	0.00	\$0	0.00	\$0	0.00		0.00
OTHER FUNDS	\$11,417,637	0.00	\$0	0.00	\$0	0.00		0.00

PROGRAM DESCRIPTION

Department: **Economic Development**

HB Section(s): N/A

Program Name: **Missouri One Start Community College Job Retention Training Program**

Program is found in the following core budget(s): **Missouri One Start Community College Job Retention Training Program**

1a. What strategic priority does this program address?

Workforce Development

1b. What does this program do?

- Provides funds to assist eligible existing businesses retain jobs by providing training to upskill their workforce. The program is suited for large retention projects and targets businesses with plans to move outside the state to find skilled labor, or is located in a county bordering another state.
- In coordination with the Department of Revenue, a portion of state withholding tax from the retained jobs is diverted into a designated training account to reimburse eligible training costs.
- The program is administered by the local community college with oversight by Missouri One Start (MOS) staff.
- For performance measure data after FY2023, please refer to the MOS Community College Training Program core form.

2a. Provide an activity measure(s) for the program.

	FY2021		FY2022		FY2023	
	Projected	Actual	Projected	Actual	Projected	Actual
Companies Assisted	13	11	15	24	25	22

Note: In FY2024, the MOS Community College New Jobs Training Fund (NJTP) and MOS Community College Job Retention Training Fund (JRTP) was combined into the MOS Community College Training Program. Performance measures from FY2024 and on will be reflected on the MOS Community College Training Program core form.

2b. Provide a measure(s) of the program's quality.

	FY2021		FY2022		FY2023	
	Projected	Actual	Projected	Actual	Projected	Actual
Customer Service Experience	95%	100%	100%	92%	94%	89%

Note 1: NJTP and JRTP surveys were combined. 9 out of 30 companies responded to the survey

Note 2: In FY2023, 8 out of 9 respondents rated their experience as "average", "good" or "excellent."

Note 3: Zero respondents rated the experience as "Poor" or "Fair". One respondent did not rate the experience but provided a comment.

Note 4: In FY2024, the MOS Community College New Jobs Training Fund and MOS Community College Job Retention Training Fund was combined into the MOS Community College Training Program. Performance measures from FY2024 and on will be reflected on the MOS Community College Training Program core form.

PROGRAM DESCRIPTION

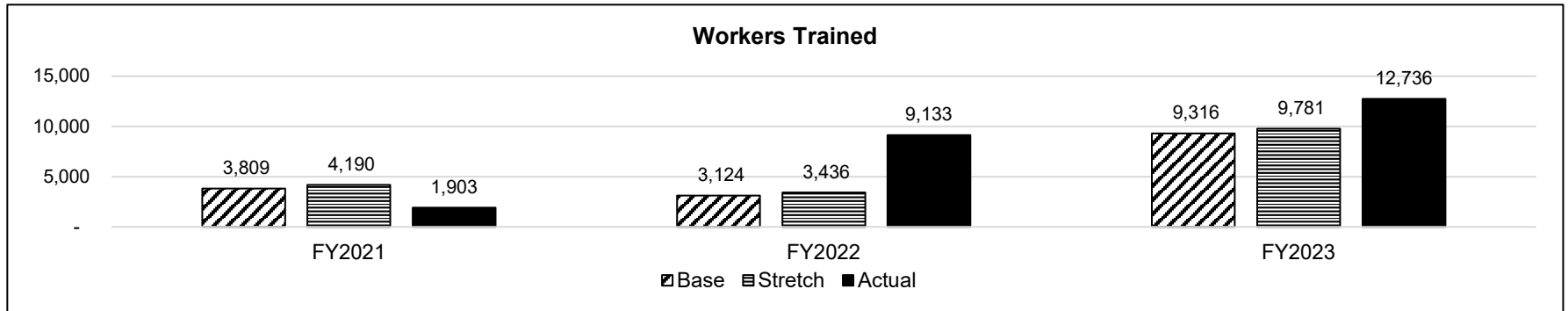
Department: **Economic Development**

HB Section(s): N/A

Program Name: **Missouri One Start Community College Job Retention Training Program**

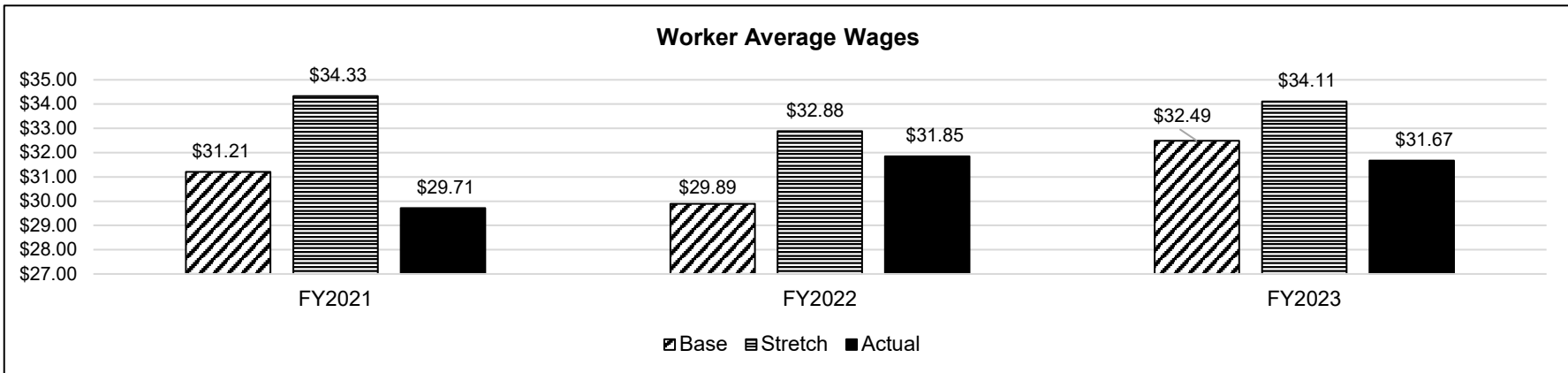
Program is found in the following core budget(s): **Missouri One Start Community College Job Retention Training Program**

2c. Provide a measure(s) of the program's impact.



Note 1: Workers Trained is an unduplicated count. FY2023 increase reflects a large number of active Job Retention Training Program (JRTP) projects.

Note 2: In FY2024, the MOS Community College New Jobs Training Fund and MOS Community College Job Retention Training Fund was combined into the MOS Community College Training Program. Performance measures from FY2024 and on will be reflected on the MOS Community College Training Program core form.



Note: In FY2024, the MOS Community College New Jobs Training Fund and MOS Community College Job Retention Training Fund was combined into the MOS Community College Training Program. Performance measures from FY2024 and on will be reflected on the MOS Community College Training Program core form.

PROGRAM DESCRIPTION

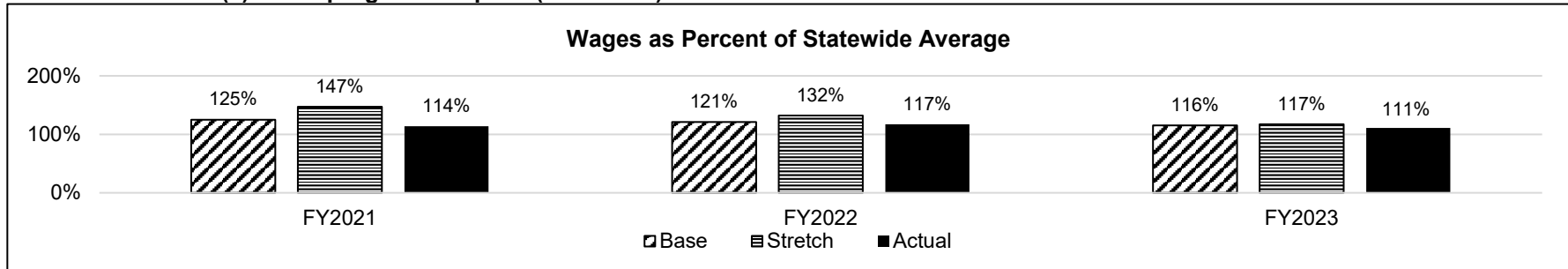
Department: **Economic Development**

HB Section(s): N/A

Program Name: **Missouri One Start Community College Job Retention Training Program**

Program is found in the following core budget(s): **Missouri One Start Community College Job Retention Training Program**

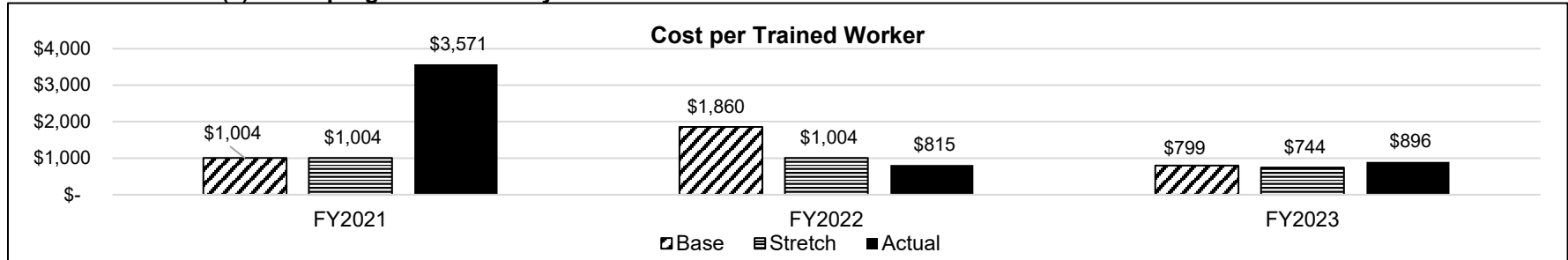
2c. Provide a measure(s) of the program's impact. (continued)



Note 1: Statewide Average Hourly Wage for CY2022 for Public and Private industries was \$28.47 per hour (MERIC). The chart reflects the ratio of trainee average wages divided by statewide average as a percentage.

Note 2: In FY2024, the MOS Community College New Jobs Training Fund and MOS Community College Job Retention Training Fund was combined into the MOS Community College Training Program. Performance measures from FY2024 and on will be reflected on the MOS Community College Training Program core form.

2d. Provide a measure(s) of the program's efficiency.



Note 1: Calculated by dividing actual withholding amounts by the number of workers receiving training for active projects in the fiscal year.

Note 2: Workers Trained is an unduplicated count.

Note 3: In FY2024, the MOS Community College New Jobs Training Fund and MOS Community College Job Retention Training Fund was combined into the MOS Community College Training Program. Performance measures from FY2024 and on will be reflected on the MOS Community College Training Program core form.

PROGRAM DESCRIPTION

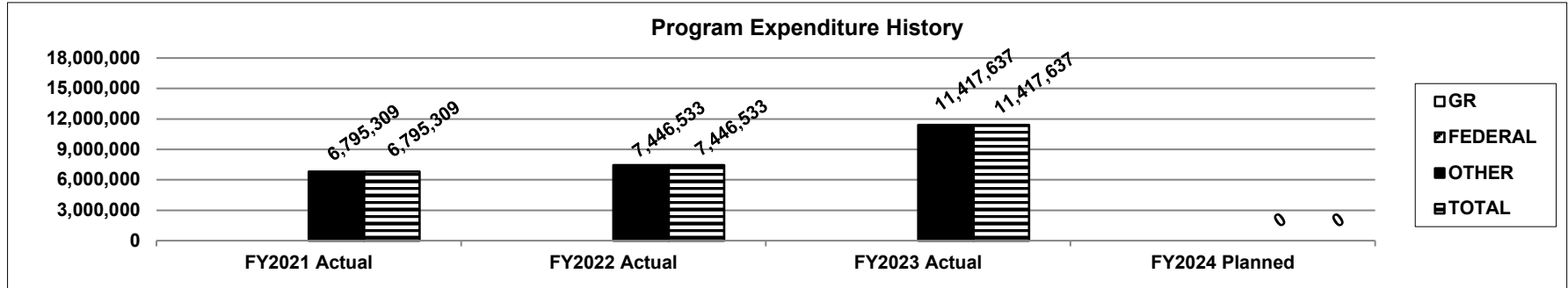
Department: Economic Development

HB Section(s): N/A

Program Name: Missouri One Start Community College Job Retention Training Program

Program is found in the following core budget(s): Missouri One Start Community College Job Retention Training Program

3. Provide actual expenditures for the prior three fiscal years and planned expenditures for the current fiscal year. (Note: Amounts do not include fringe benefit costs.)



Note: Beginning in FY2024, the Community College Job Retention Training Program and the Community College New Jobs Training Program were combined into the Missouri One Start Community College Training Program pursuant to §620.809, RSMo.

4. What are the sources of the "Other " funds?
Community College Job Retention Training Program Fund (0717)
5. What is the authorization for this program, i.e., federal or state statute, etc.? (Include the federal program number, if applicable.)
Section 620.800 - 620.809, RSMo.
6. Are there federal matching requirements? If yes, please explain.
No
7. Is this a federally mandated program? If yes, please explain.
No

CORE DECISION ITEM

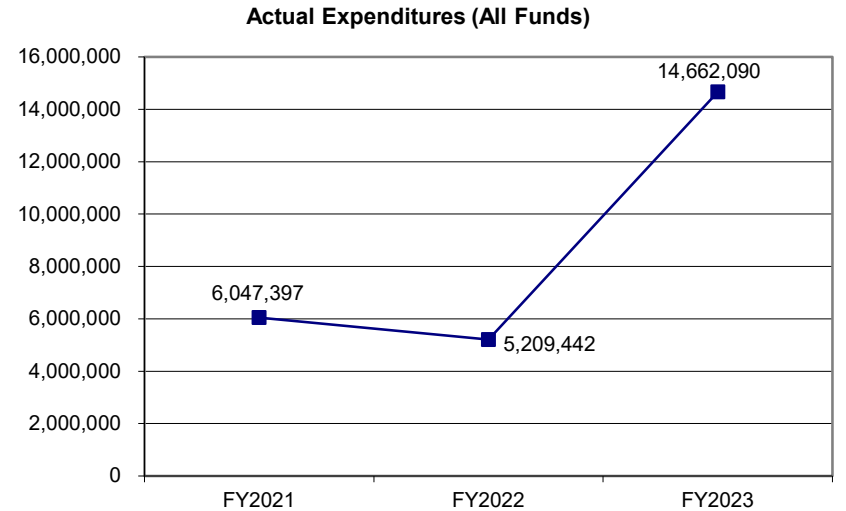
Department: Economic Development					Budget Unit 43100C				
Division: Missouri One Start									
Core: Missouri One Start Programs					HB Section 7.100				
1. CORE FINANCIAL SUMMARY									
FY 2025 Budget Request					FY 2025 Governor's Recommendation				
	GR	Federal	Other	Total		GR	Fed	Other	Total
PS	0	0	0	0	PS	0	0	0	0
EE	140,000	0	0	140,000	EE	140,000	0	0	140,000
PSD	14,976,835	0	2,448,221	17,425,056	PSD	14,976,835	0	2,448,221	17,425,056
TRF	0	0	0	0	TRF	0	0	0	0
Total	15,116,835	0	2,448,221	17,565,056	Total	15,116,835	0	2,448,221	17,565,056
FTE	0.00	0.00	0.00	0.00	FTE	0.00	0.00	0.00	0.00
Est. Fringe	0	0	0	0	Est. Fringe	0	0	0	0
Note: Fringes budgeted in House Bill 5 except for certain fringes budgeted directly to MoDOT, Highway Patrol, and Conservation.					Note: Fringes budgeted in House Bill 5 except for certain fringes budgeted directly to MoDOT, Highway Patrol, and Conservation.				
Other Funds: Missouri One Start Job Development Fund (0600)					Other Funds: Missouri One Start Job Development Fund (0600)				
2. CORE DESCRIPTION									
The General Revenue transfer into the Missouri One Start Job Development Fund (MJDF) was eliminated beginning FY2023. This fund previously received a General Revenue transfer to provide funding for the Missouri One Start Customized Training Program and the personal services, equipment, and expenses of Missouri One Start staff. These services continue to be supported through General Revenue funds. The Missouri One Start Customized Training Program is one of the more flexible and popular of workforce training programs for businesses. It is an essential tool in economic development efforts and provides direct assistance to Missouri businesses for the training and upskilling of new and existing employees with a purpose of creating and retaining jobs in the state. The workforce training is individualized to each company's specific needs. The program is administered locally by community colleges and technical schools, with oversight provided by Missouri One Start staff.									
3. PROGRAM LISTING (list programs included in this core funding)									
Missouri One Start Job Development Fund									

CORE DECISION ITEM

Department:	Economic Development	Budget Unit	43100C
Division:	Missouri One Start		
Core:	Missouri One Start Programs	HB Section	7.100

4. FINANCIAL HISTORY

	FY2021 Actual	FY2022 Actual	FY2023 Actual	FY2024 Current Yr.
Appropriation (All Funds)	8,693,406	8,693,406	17,565,056	17,565,056
Less Reverted (All Funds)	0	0	(453,505)	(453,505)
Less Restricted (All Funds)*	0	0	0	0
Budget Authority (All Funds)	8,693,406	8,693,406	17,111,551	17,111,551
Actual Expenditures (All Funds)	6,047,397	5,209,442	14,662,090	N/A
Unexpended (All Funds)	2,646,009	3,483,964	2,449,461	N/A
Unexpended, by Fund:				
General Revenue	0	0	1,240	N/A
Federal	0	0	0	N/A
Other	2,646,009	3,483,964	2,448,221	N/A
	(1)	(1)	(2)	



*Restricted amount is as of:

Reverted includes Governor's standard 3 percent reserve (when applicable).

Restricted includes any extraordinary expenditure restriction (when applicable).

NOTES:

(1) Unexpended funds resulted from spending authority exceeding General Revenue transfer and available fund balance.

(2) Due to a funding structure change beginning FY2023, there is no longer a GR transfer into Fund 0600. The \$2.4 million in the unexpended fund category is just the spending authority. The actual remaining unexpended amount in this fund is \$232,000. This was the amount remaining in the fund when the funding structure changed and is anticipated to be fully expended on future Customized Training program projects.

CORE RECONCILIATION DETAIL

**DEPARTMENT OF ECONOMIC DEVELOPMENT
MISSOURI ONE START JOB DEV**

5. CORE RECONCILIATION DETAIL

	Budget Class	FTE	GR	Federal	Other	Total	Explanation
TAFP AFTER VETOES							
	EE	0.00	140,000	0	0	140,000	
	PD	0.00	14,976,835	0	2,448,221	17,425,056	
	Total	0.00	15,116,835	0	2,448,221	17,565,056	
DEPARTMENT CORE REQUEST							
	EE	0.00	140,000	0	0	140,000	
	PD	0.00	14,976,835	0	2,448,221	17,425,056	
	Total	0.00	15,116,835	0	2,448,221	17,565,056	
GOVERNOR'S RECOMMENDED CORE							
	EE	0.00	140,000	0	0	140,000	
	PD	0.00	14,976,835	0	2,448,221	17,425,056	
	Total	0.00	15,116,835	0	2,448,221	17,565,056	

Department of Economic Development

DECISION ITEM SUMMARY

Budget Unit								
Decision Item	FY 2023	FY 2023	FY 2024	FY 2024	FY 2025	FY 2025	FY 2025	FY 2025
Budget Object Summary	ACTUAL	ACTUAL	BUDGET	BUDGET	DEPT REQ	DEPT REQ	GOV REC	GOV REC
Fund	DOLLAR	FTE	DOLLAR	FTE	DOLLAR	FTE	DOLLAR	FTE
MISSOURI ONE START JOB DEV								
CORE								
EXPENSE & EQUIPMENT								
GENERAL REVENUE	590,498	0.00	140,000	0.00	140,000	0.00	140,000	0.00
TOTAL - EE	590,498	0.00	140,000	0.00	140,000	0.00	140,000	0.00
PROGRAM-SPECIFIC								
GENERAL REVENUE	14,071,592	0.00	14,976,835	0.00	14,976,835	0.00	14,976,835	0.00
MO ONE START JOB DEVELOPMENT	0	0.00	2,448,221	0.00	2,448,221	0.00	2,448,221	0.00
TOTAL - PD	14,071,592	0.00	17,425,056	0.00	17,425,056	0.00	17,425,056	0.00
TOTAL	14,662,090	0.00	17,565,056	0.00	17,565,056	0.00	17,565,056	0.00
GRAND TOTAL	\$14,662,090	0.00	\$17,565,056	0.00	\$17,565,056	0.00	\$17,565,056	0.00

1/24/24 11:45

im_disummary

Department of Economic Development

DECISION ITEM DETAIL

Budget Unit	FY 2023	FY 2023	FY 2024	FY 2024	FY 2025	FY 2025	FY 2025	FY 2025
Decision Item	ACTUAL	ACTUAL	BUDGET	BUDGET	DEPT REQ	DEPT REQ	GOV REC	GOV REC
Budget Object Class	DOLLAR	FTE	DOLLAR	FTE	DOLLAR	FTE	DOLLAR	FTE
MISSOURI ONE START JOB DEV								
CORE								
SUPPLIES	2,483	0.00	500	0.00	500	0.00	500	0.00
PROFESSIONAL SERVICES	167,283	0.00	129,500	0.00	129,500	0.00	129,500	0.00
COMPUTER EQUIPMENT	416,000	0.00	5,000	0.00	5,000	0.00	5,000	0.00
OTHER EQUIPMENT	4,732	0.00	5,000	0.00	5,000	0.00	5,000	0.00
TOTAL - EE	590,498	0.00	140,000	0.00	140,000	0.00	140,000	0.00
PROGRAM DISTRIBUTIONS	14,071,592	0.00	17,425,056	0.00	17,425,056	0.00	17,425,056	0.00
TOTAL - PD	14,071,592	0.00	17,425,056	0.00	17,425,056	0.00	17,425,056	0.00
GRAND TOTAL	\$14,662,090	0.00	\$17,565,056	0.00	\$17,565,056	0.00	\$17,565,056	0.00
GENERAL REVENUE	\$14,662,090	0.00	\$15,116,835	0.00	\$15,116,835	0.00	\$15,116,835	0.00
FEDERAL FUNDS	\$0	0.00	\$0	0.00	\$0	0.00	\$0	0.00
OTHER FUNDS	\$0	0.00	\$2,448,221	0.00	\$2,448,221	0.00	\$2,448,221	0.00

PROGRAM DESCRIPTION

Department: Economic Development

HB Section(s): 7.100

Program Name: Missouri One Start Programs

Program is found in the following core budget(s): Missouri One Start Programs

1a. What strategic priority does this program address?

Workforce Development

1b. What does this program do?

- Provides the funding source for the Missouri One Start Customized Training program.
- Funds provided to Missouri One Start assistance to small, medium and large businesses throughout the state to recruit, train and upskill new and existing employees to meet the specific workforce needs of a business.

2a. Provide an activity measure(s) for the program.

	FY2021		FY2022		FY2023		FY2024	FY2025	FY2026
	Projected	Actual	Projected	Actual	Projected	Actual	Projected	Projected	Projected
Companies Assisted	190	191	190	191	210	240	264	264	264
Funds Awarded	\$5,800,000	\$5,868,338	\$5,841,803	\$5,034,228	\$13,500,000	\$ 14,071,592	\$14,527,530	\$14,527,530	\$14,527,530

Note 1: Funds Awarded includes both funds obligated for training and to administer the training program.

Note 2: Companies assisted in includes 4 consortiums.

Note 3: Projections for Companies Assisted and Funds Awarded for FY2025-FY2026 assumes general revenue appropriations and remain consistent at the FY2024 appropriation level and Companies Assisted reflects a 10% increase from FY2023 Actual.

2b. Provide a measure(s) of the program's quality.

	FY2021		FY2022		FY2023		FY2024	FY2025	FY2026
	Projected	Actual	Projected	Actual	Projected	Actual	Projected	Projected	Projected
Customer Service Experience	100%	94%	97%	95%	97%	99%	100%	100%	100%

Note 1: Percentage of respondents who rated their experience as "good" or "excellent."

Note 2: Data includes 81 responses from 249 Customized Training companies surveyed in FY2023.

Note 3: For FY2023, 2 respondents rated their experience as "Average", zero respondents rated services as "Poor or Fair."

PROGRAM DESCRIPTION

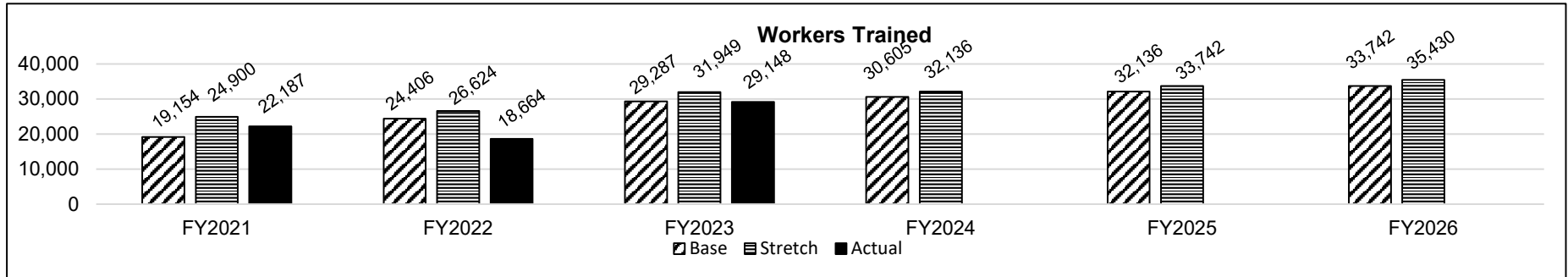
Department: Economic Development

HB Section(s): 7.100

Program Name: Missouri One Start Programs

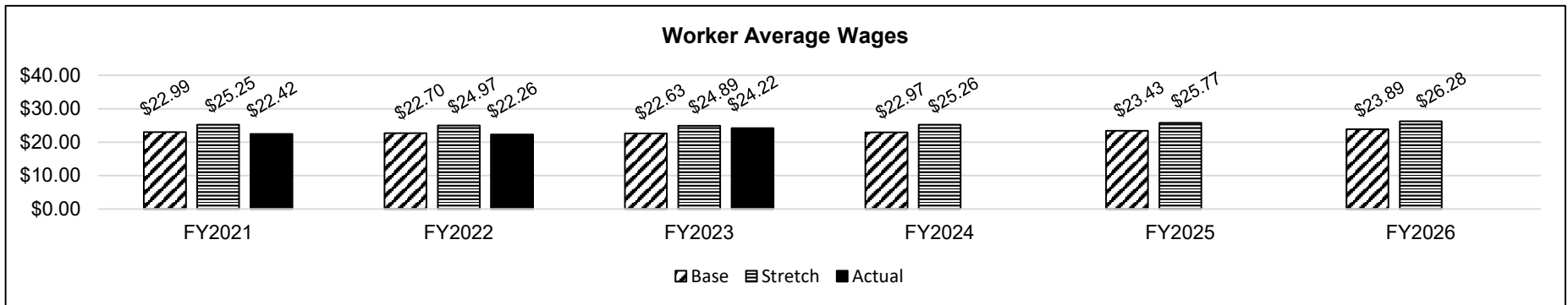
Program is found in the following core budget(s): Missouri One Start Programs

2c. Provide a measure(s) of the program's impact.



Note 1: Actual for FY2023 reflects the reported count of unduplicated count of Workers Trained (as of 8-17-23).

Note 2: Base and Stretch target for FY2024-FY2026 reflects similar funding to FY2023 and demonstrates a 5% increase to the Base and Stretch targets for workers trained each year.



Note 1: Base target for FY2024 reflects an average of the Actual Wages from FY2021-FY2023. Base targets for FY2025-FY2026 reflects a 2% increase each year of the Base target.

Note 2: Stretch targets for FY2024-FY2026 reflects a 10% increase each year of the Base target.

PROGRAM DESCRIPTION

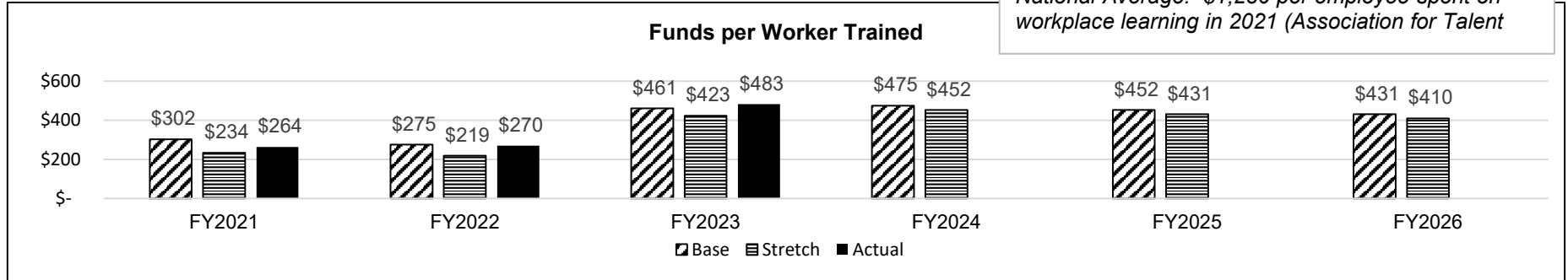
Department: Economic Development

HB Section(s): 7.100

Program Name: Missouri One Start Programs

Program is found in the following core budget(s): Missouri One Start Programs

2d. Provide a measure(s) of the program's efficiency.



Note 1: Actual Funds per Workers Trained is calculated by dividing the awarded training funds by the number of unduplicated workers receiving training.

Note 2: Base and Stretch targets for FY2024-FY2026 reflects funding remaining consistent at FY2024 levels and 5% increase in unduplicated number of workers trained each year.

PROGRAM DESCRIPTION

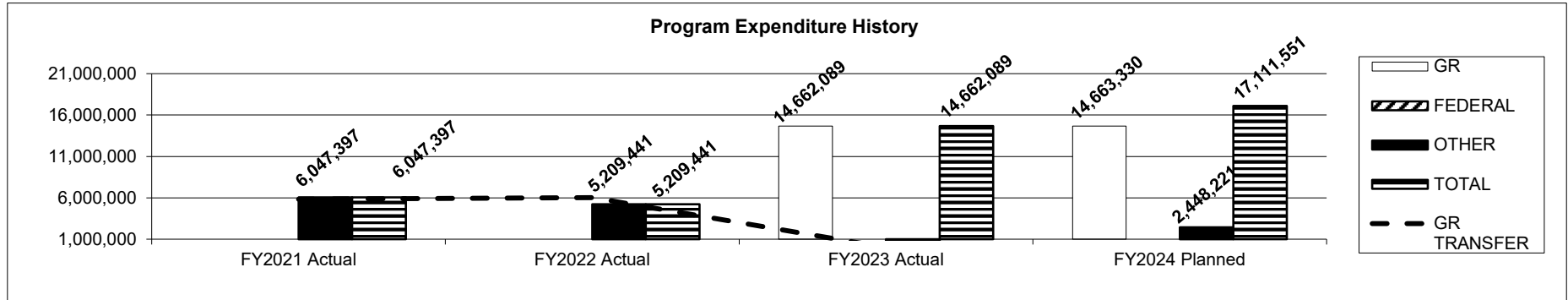
Department: Economic Development

HB Section(s): 7.100

Program Name: Missouri One Start Programs

Program is found in the following core budget(s): Missouri One Start Programs

3. Provide actual expenditures for the prior three fiscal years and planned expenditures for the current fiscal year. (Note: Amounts do not include fringe benefit costs.)



4. What are the sources of the "Other " funds?

Missouri One Start Job Development Fund (0600) formerly the Missouri Works Job Development Fund.

5. What is the authorization for this program, i.e., federal or state statute, etc.? (Include the federal program number, if applicable.)

Sections 620.800-620.809, RSMo.

6. Are there federal matching requirements? If yes, please explain.

No

7. Is this a federally mandated program? If yes, please explain.

No

CORE DECISION ITEM

Department: Economic Development					Budget Unit 43120C				
Division: Strategy and Performance					HB Section 7.105				
Core: Strategy and Performance									
1. CORE FINANCIAL SUMMARY									
FY 2025 Budget Request					FY 2025 Governor's Recommendation				
	GR	Federal	Other	Total		GR	Fed	Other	Total
PS	967,654	78,815	116,245	1,162,714	PS	967,654	78,815	116,245	1,162,714
EE	204,453	12,809	0	217,262	EE	204,453	12,809	0	217,262
PSD	1,500	1	0	1,501	PSD	1,500	1	0	1,501
TRF	0	0	0	0	TRF	0	0	0	0
Total	1,173,607	91,625	116,245	1,381,477	Total	1,173,607	91,625	116,245	1,381,477
FTE	11.10	1.00	2.64	14.74	FTE	11.10	1.00	2.64	14.74
Est. Fringe	527,356	44,393	82,975	654,724	Est. Fringe	527,356	44,393	82,975	654,724
<i>Note: Fringes budgeted in House Bill 5 except for certain fringes budgeted directly to MoDOT, Highway Patrol, and Conservation.</i>					<i>Note: Fringes budgeted in House Bill 5 except for certain fringes budgeted directly to MoDOT, Highway Patrol, and Conservation.</i>				
Other Funds: Economic Development Administrative Revolving Fund (0547)					Other Funds: Economic Development Administrative Revolving Fund (0547)				
Federal Funds: Job Development and Training Fund (0155)					Federal Funds: Job Development and Training Fund (0155)				
2. CORE DESCRIPTION									
The Strategy and Performance Division provides forward-looking insights to inform DED's strategic planning, program development and performance management. It also houses the Department's legislative, communications and marketing services, and provides subject matter expertise in specialized areas.									
Strategy and Performance includes Personal Service and Expense and Equipment funding for division staff, which includes the Missouri Women's Council and a portion of the salary for the Director of the Office of Broadband Development.									
The Office of Military Advocate is also housed under this division and their Personal Service and Expense and Equipment appropriations can be found in a separate Core Decision Item form.									
3. PROGRAM LISTING (list programs included in this core funding)									
Strategy and Performance, Missouri Women's Council									

CORE DECISION ITEM

Department: Economic Development
Division: Strategy and Performance
Core: Strategy and Performance

Budget Unit 43120C

HB Section 7.105

4. FINANCIAL HISTORY

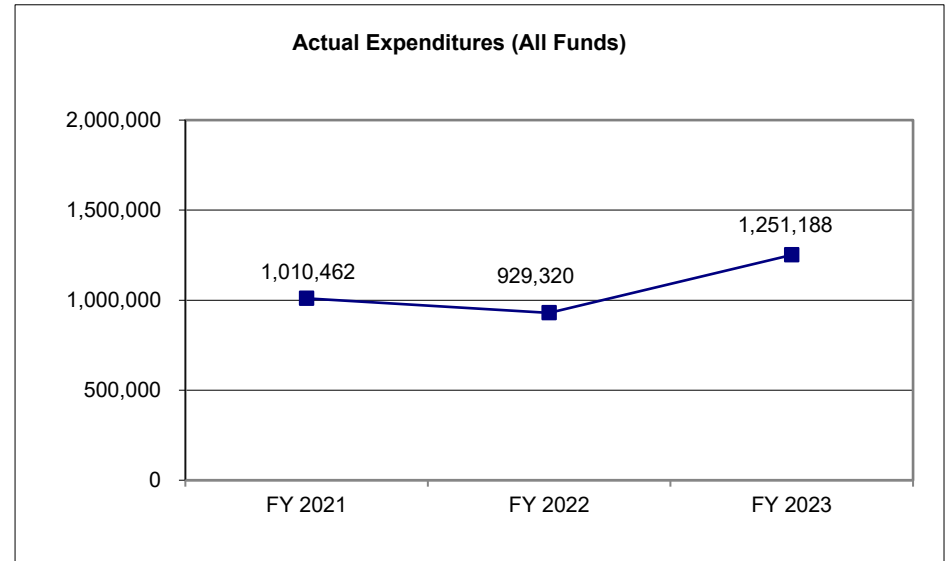
	FY 2021 Actual	FY 2022 Actual	FY 2023 Actual	FY 2024 Current Yr.
Appropriation (All Funds)	1,261,141	1,261,463	1,529,858	3,481,477
Less Reverted (All Funds)	(30,033)	(30,271)	(31,852)	(95,208)
Less Restricted (All Funds)*				
Budget Authority (All Funds)	1,231,108	1,231,192	1,498,006	3,386,269
Actual Expenditures (All Funds)	1,010,462	929,320	1,251,188	N/A
Unexpended (All Funds)	220,646	301,872	246,818	N/A
Unexpended, by Fund:				
General Revenue	73,054	180,952	98,239	N/A
Federal	15,878	12,029	9,972	N/A
Other	131,714	108,891	138,607	N/A
	(1)	(1)		

*Restricted amount is as of: _____

Reverted includes Governor's standard 3 percent reserve (when applicable).

Restricted includes any extraordinary expenditure restriction (when applicable).

NOTES: (1) Unexpended GR amounts caused by attrition and decrease in E&E spending due to COVID-19.



CORE RECONCILIATION DETAIL

DEPARTMENT OF ECONOMIC DEVELOPMENT STRATEGY AND PERFORM

5. CORE RECONCILIATION DETAIL

				Budget Class	FTE	GR	Federal	Other	Total	Explanation
TAFP AFTER VETOES										
				PS	14.74	967,654	78,815	116,245	1,162,714	
				EE	0.00	204,453	112,809	0	317,262	
				PD	0.00	2,001,500	1	0	2,001,501	
				Total	14.74	3,173,607	191,625	116,245	3,481,477	
DEPARTMENT CORE ADJUSTMENTS										
1x Expenditures	1123	4352	PD		0.00	(2,000,000)	0	0	(2,000,000)	Reduction of one-time appropriation
Core Reduction	1122	3454	EE		0.00	0	(100,000)	0	(100,000)	Core Reduction - Tied to Fund Switch NDI #1419019
Core Reallocation	1120	5123	PS		(0.00)	0	0	0	0	
NET DEPARTMENT CHANGES					(0.00)	(2,000,000)	(100,000)	0	(2,100,000)	
DEPARTMENT CORE REQUEST										
				PS	14.74	967,654	78,815	116,245	1,162,714	
				EE	0.00	204,453	12,809	0	217,262	
				PD	0.00	1,500	1	0	1,501	
				Total	14.74	1,173,607	91,625	116,245	1,381,477	
GOVERNOR'S RECOMMENDED CORE										
				PS	14.74	967,654	78,815	116,245	1,162,714	
				EE	0.00	204,453	12,809	0	217,262	
				PD	0.00	1,500	1	0	1,501	
				Total	14.74	1,173,607	91,625	116,245	1,381,477	

Department of Economic Development

DECISION ITEM SUMMARY

Budget Unit								
Decision Item	FY 2023	FY 2023	FY 2024	FY 2024	FY 2025	FY 2025	FY 2025	FY 2025
Budget Object Summary	ACTUAL	ACTUAL	BUDGET	BUDGET	DEPT REQ	DEPT REQ	GOV REC	GOV REC
Fund	DOLLAR	FTE	DOLLAR	FTE	DOLLAR	FTE	DOLLAR	FTE
STRATEGY AND PERFORM								
CORE								
PERSONAL SERVICES								
GENERAL REVENUE	763,876	10.57	967,654	11.10	967,654	11.10	967,654	11.10
DIV JOB DEVELOPMENT & TRAINING	69,837	0.96	78,815	1.00	78,815	1.00	78,815	1.00
DED ADMINISTRATIVE	44,279	0.46	116,245	2.64	116,245	2.64	116,245	2.64
TOTAL - PS	877,992	11.99	1,162,714	14.74	1,162,714	14.74	1,162,714	14.74
EXPENSE & EQUIPMENT								
GENERAL REVENUE	167,773	0.00	204,453	0.00	204,453	0.00	204,453	0.00
DED-ED PROGRAMS-FEDERAL OTHER	0	0.00	100,000	0.00	0	0.00	0	0.00
DIV JOB DEVELOPMENT & TRAINING	5,463	0.00	12,809	0.00	12,809	0.00	12,809	0.00
ECON DEVELOP ADVANCEMENT FUND	199,960	0.00	0	0.00	0	0.00	0	0.00
TOTAL - EE	373,196	0.00	317,262	0.00	217,262	0.00	217,262	0.00
PROGRAM-SPECIFIC								
GENERAL REVENUE	0	0.00	2,001,500	0.00	1,500	0.00	1,500	0.00
DIV JOB DEVELOPMENT & TRAINING	0	0.00	1	0.00	1	0.00	1	0.00
TOTAL - PD	0	0.00	2,001,501	0.00	1,501	0.00	1,501	0.00
TOTAL	1,251,188	11.99	3,481,477	14.74	1,381,477	14.74	1,381,477	14.74
S&P Prgm Research Fund Switch - 1419019								
EXPENSE & EQUIPMENT								
GENERAL REVENUE	0	0.00	0	0.00	103,000	0.00	0	0.00
TOTAL - EE	0	0.00	0	0.00	103,000	0.00	0	0.00
TOTAL	0	0.00	0	0.00	103,000	0.00	0	0.00
Pay Plan - 0000012								
PERSONAL SERVICES								
GENERAL REVENUE	0	0.00	0	0.00	0	0.00	30,965	0.00
DIV JOB DEVELOPMENT & TRAINING	0	0.00	0	0.00	0	0.00	2,522	0.00

1/24/24 11:45

im_disummary

Department of Economic Development

DECISION ITEM SUMMARY

Budget Unit								
Decision Item	FY 2023	FY 2023	FY 2024	FY 2024	FY 2025	FY 2025	FY 2025	FY 2025
Budget Object Summary	ACTUAL	ACTUAL	BUDGET	BUDGET	DEPT REQ	DEPT REQ	GOV REC	GOV REC
Fund	DOLLAR	FTE	DOLLAR	FTE	DOLLAR	FTE	DOLLAR	FTE
STRATEGY AND PERFORM								
Pay Plan - 0000012								
PERSONAL SERVICES								
DED ADMINISTRATIVE	0	0.00	0	0.00	0	0.00	3,719	0.00
TOTAL - PS	0	0.00	0	0.00	0	0.00	37,206	0.00
TOTAL	0	0.00	0	0.00	0	0.00	37,206	0.00
GRAND TOTAL	\$1,251,188	11.99	\$3,481,477	14.74	\$1,484,477	14.74	\$1,418,683	14.74

1/24/24 11:45

im_disummary

FLEXIBILITY REQUEST FORM

BUDGET UNIT NUMBER: 43120C BUDGET UNIT NAME: Strategy and Performance HOUSE BILL SECTION: 7.105	DEPARTMENT: Economic Development DIVISION: Strategy and Performance
1. Provide the amount by fund of personal service flexibility and the amount by fund of expense and equipment flexibility you are requesting in dollar and percentage terms and explain why the flexibility is needed. If flexibility is being requested among divisions, provide the amount by fund of flexibility you are requesting in dollar and percentage terms and explain why the flexibility is needed.	
DEPARTMENT REQUEST	
<p>The department is requesting 10% flexibility between the Personal Service and/or Expense and Equipment appropriation. This flexibility is needed to ensure our ability to immediately address any identified operational modifications in order to provide the highest quality services to Missourians.</p> <p>- Strategy and Performance PS (0101) - \$967,654 x 10% = \$96,765 and Strategy and Performance EE (0101) - \$205,953 x 10% = \$20,595 - Strategy and Performance PS (0155) - \$78,815 x 10% = \$7,882 and Strategy and Performance EE (0155) - \$12,810 x 10% = \$1,281</p>	
2. Estimate how much flexibility will be used for the budget year. How much flexibility was used in the Prior Year Budget and the Current Year Budget? Please specify the amount.	
PRIOR YEAR ACTUAL AMOUNT OF FLEXIBILITY USED	CURRENT YEAR ESTIMATED AMOUNT OF FLEXIBILITY THAT WILL BE USED
\$0	Expenditures in PS and E&E will differ annually based on needs to cover operational expenses, address emergency and changing situations, etc.
3. Please explain how flexibility was used in the prior and/or current years.	
PRIOR YEAR EXPLAIN ACTUAL USE	CURRENT YEAR EXPLAIN PLANNED USE
N/A.	N/A

Department of Economic Development

DECISION ITEM DETAIL

Budget Unit	FY 2023	FY 2023	FY 2024	FY 2024	FY 2025	FY 2025	FY 2025	FY 2025
Decision Item	ACTUAL	ACTUAL	BUDGET	BUDGET	DEPT REQ	DEPT REQ	GOV REC	GOV REC
Budget Object Class	DOLLAR	FTE	DOLLAR	FTE	DOLLAR	FTE	DOLLAR	FTE
STRATEGY AND PERFORM								
CORE								
DESIGNATED PRINCIPAL ASST DEPT	97,359	1.00	79,414	1.00	79,414	1.00	79,414	1.00
DIVISION DIRECTOR	112,872	0.92	127,940	1.86	127,940	1.86	127,940	1.86
DESIGNATED PRINCIPAL ASST DIV	159,506	1.85	201,938	2.26	201,938	2.26	201,938	2.26
MISCELLANEOUS PROFESSIONAL	4,650	0.12	0	0.00	4,000	0.10	4,000	0.10
SPECIAL ASST PROFESSIONAL	146,367	1.37	196,801	2.01	196,801	2.01	196,801	2.01
PRINCIPAL ASST BOARD/COMMISSON	73,098	1.00	78,815	1.00	81,815	1.10	81,815	1.10
ADMIN SUPPORT PROFESSIONAL	35,089	0.79	25,797	0.77	25,797	0.77	25,797	0.77
SENIOR PROGRAM SPECIALIST	20,580	0.38	47,002	0.75	47,002	0.75	47,002	0.75
RESEARCH/DATA ANALYST	0	0.00	64,006	1.00	64,006	1.00	64,006	1.00
SENIOR RESEARCH/DATA ANALYST	36,043	0.63	65,665	0.00	65,665	0.50	65,665	0.50
SR PUBLIC RELATIONS SPECIALIST	2,150	0.04	0	0.00	2,000	0.10	2,000	0.10
PUBLIC RELATIONS COORDINATOR	0	0.00	46,907	0.92	46,907	0.92	46,907	0.92
ECONOMIC DEVLPMNT PROFESSIONAL	28,518	0.74	81,129	1.50	81,129	0.70	81,129	0.70
ECONOMIC DEVELOPMENT SPEC	104,934	2.15	47,291	0.87	47,291	0.87	47,291	0.87
SR ECONOMIC DEVELOPMENT SPEC	56,826	1.00	100,009	0.80	91,009	0.80	91,009	0.80
TOTAL - PS	877,992	11.99	1,162,714	14.74	1,162,714	14.74	1,162,714	14.74
TRAVEL, IN-STATE	13,897	0.00	22,514	0.00	22,514	0.00	22,514	0.00
TRAVEL, OUT-OF-STATE	6,764	0.00	2,641	0.00	2,641	0.00	2,641	0.00
FUEL & UTILITIES	0	0.00	738	0.00	738	0.00	738	0.00
SUPPLIES	57,152	0.00	33,277	0.00	33,277	0.00	33,277	0.00
PROFESSIONAL DEVELOPMENT	23,478	0.00	38,358	0.00	38,358	0.00	38,358	0.00
COMMUNICATION SERV & SUPP	10,660	0.00	42,358	0.00	42,358	0.00	42,358	0.00
PROFESSIONAL SERVICES	211,623	0.00	160,610	0.00	60,610	0.00	60,610	0.00
HOUSEKEEPING & JANITORIAL SERV	0	0.00	1	0.00	1	0.00	1	0.00
M&R SERVICES	16,500	0.00	3,751	0.00	3,751	0.00	3,751	0.00
MOTORIZED EQUIPMENT	0	0.00	420	0.00	420	0.00	420	0.00
OFFICE EQUIPMENT	3,250	0.00	7,417	0.00	7,417	0.00	7,417	0.00
OTHER EQUIPMENT	19,236	0.00	2,187	0.00	2,187	0.00	2,187	0.00
PROPERTY & IMPROVEMENTS	0	0.00	1,210	0.00	1,210	0.00	1,210	0.00
BUILDING LEASE PAYMENTS	120	0.00	657	0.00	657	0.00	657	0.00
EQUIPMENT RENTALS & LEASES	4,460	0.00	472	0.00	472	0.00	472	0.00
MISCELLANEOUS EXPENSES	6,056	0.00	439	0.00	439	0.00	439	0.00

Department of Economic Development

DECISION ITEM DETAIL

Budget Unit	FY 2023	FY 2023	FY 2024	FY 2024	FY 2025	FY 2025	FY 2025	FY 2025
Decision Item	ACTUAL	ACTUAL	BUDGET	BUDGET	DEPT REQ	DEPT REQ	GOV REC	GOV REC
Budget Object Class	DOLLAR	FTE	DOLLAR	FTE	DOLLAR	FTE	DOLLAR	FTE
STRATEGY AND PERFORM								
CORE								
REBILLABLE EXPENSES	0	0.00	212	0.00	212	0.00	212	0.00
TOTAL - EE	373,196	0.00	317,262	0.00	217,262	0.00	217,262	0.00
PROGRAM DISTRIBUTIONS	0	0.00	2,001,501	0.00	1,501	0.00	1,501	0.00
TOTAL - PD	0	0.00	2,001,501	0.00	1,501	0.00	1,501	0.00
GRAND TOTAL	\$1,251,188	11.99	\$3,481,477	14.74	\$1,381,477	14.74	\$1,381,477	14.74
GENERAL REVENUE	\$931,649	10.57	\$3,173,607	11.10	\$1,173,607	11.10	\$1,173,607	11.10
FEDERAL FUNDS	\$75,300	0.96	\$191,625	1.00	\$91,625	1.00	\$91,625	1.00
OTHER FUNDS	\$244,239	0.46	\$116,245	2.64	\$116,245	2.64	\$116,245	2.64

PROGRAM DESCRIPTION

Department: Economic Development

HB Section(s): 7.105

Program Name: Strategy and Performance

Program is found in the following core budget(s): Strategy and Performance

1a. What strategic priority does this program address?

Operational Support

1b. What does this program do?

The Strategy and Performance Division provides forward-looking insights to inform DED's strategic planning, program development and performance management. It also houses the Department's legislative, communications, and marketing services, and provides subject matter expertise in specialized areas. More specifically, the Strategy and Performance Division:

- Conducts economic research and analysis to provide framework of global, Midwest, and state economic trends as well as economic impact analysis for economic development projects;
- Leads strategic planning at department, division, and team level;
- Guides DED's accountability and improvement activities that include setting measures and targets, evaluating programs, analyzing performance and communicating results; and
- Communicates DED strategies and policy insights as well as information specific to economic development programs and projects to legislative, internal and external stakeholders.

The Strategy and Performance Division is also home to a variety of niche programs offering subject matter expertise valuable to economic development in Missouri. These programs include the Office of the Missouri Military Advocate and the Missouri Women's Council.

2a. Provide an activity measure(s) for the program.

	FY2021		FY2022		FY2023		FY2024	FY2025	FY2026
	Projected	Actual	Projected	Actual	Projected	Actual	Projected	Projected	Projected
Economic impact analyses	200	131	150	188	190	186	190	190	190
Completed improvement projects and initiatives	20	18	20	8	8	13	10	10	10
Email bulletins, press releases, and social media posts	1,000	1,303	1,000	863	1,000	1,758	1,000	1,000	1,000

Note 1: Economic impact analyses help DED determine an economic development project's potential value. Measure includes revisions of analyses. Assume FY2024-FY2026 will roughly match FY2023.

Note 2: Completed improvement projects and initiatives includes initiatives related to COVID-19 economic response and recovery and American Rescue Plan Act led by DED. Projections for FY2024-FY2026 were lowered given anticipation that DED would focus on a smaller number of large initiatives.

Note 3: Calculation for Email bulletins, press releases, and social media posts was updated. Prior years reflect updated calculation method. Calculated by adding email bulletins (including press releases), X (formerly known as Twitter) tweets, LinkedIn updates (new in FY2022) and Facebook posts.

Note 4: Email, press release, and social media projections are not expected to reach FY2021 levels, which were extraordinary due to response to COVID-19. FY2022 communications were lower than expected since the Communications Director role was vacant from August 2021 to January 2022. Significant increase for FY2023 is reflective of ARPA communications for nine new Federal Initiative Programs.

PROGRAM DESCRIPTION

Department: Economic Development

HB Section(s): 7.105

Program Name: Strategy and Performance

Program is found in the following core budget(s): Strategy and Performance

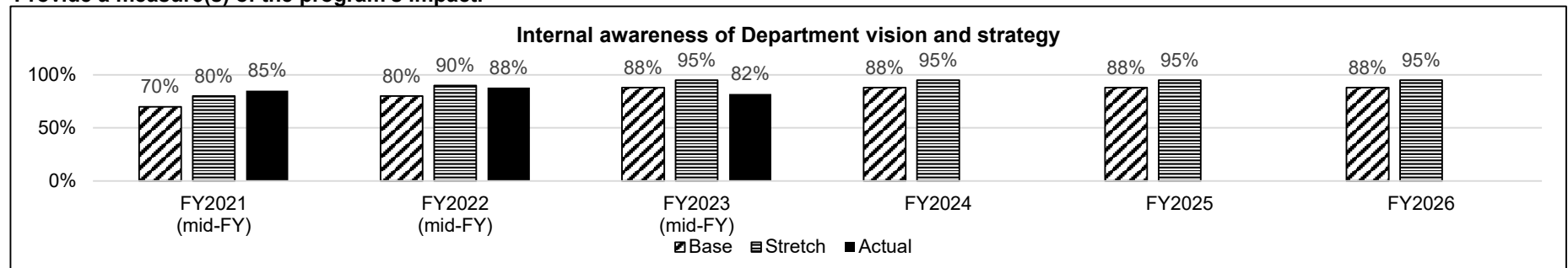
2b. Provide a measure(s) of the program's quality.

	FY2021		FY2022		FY2023		FY2024	FY2025	FY2026
	Projected	Actual	Projected	Actual	Projected	Actual	Projected	Projected	Projected
Customer Service Experience	86%	73%	90%	85%	90%	91%	95%	95%	95%

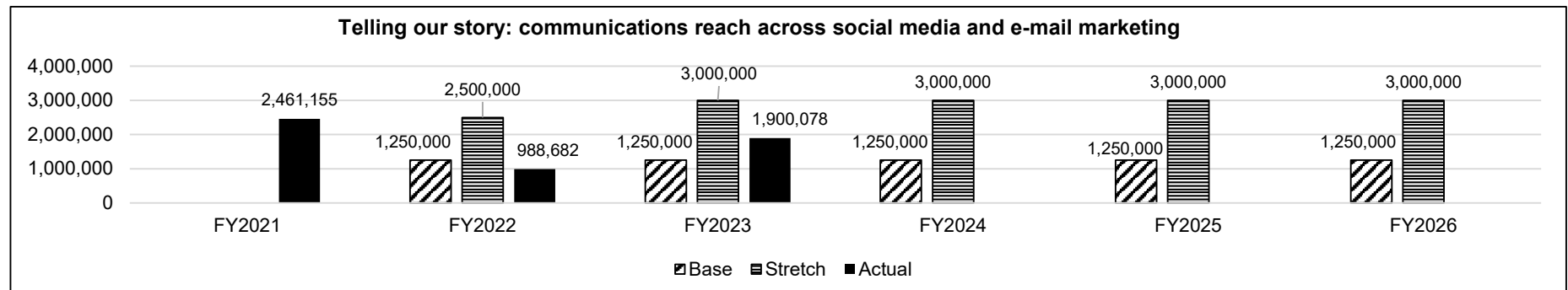
Note 1: Percentage of respondents who rated their experience as "very" or "somewhat" positive.

Note 2: FY2023 survey sent out in May 2023. Results based on 117 survey respondents.

2c. Provide a measure(s) of the program's impact.



Note: Data compiled from twice-annual Missouri Quarterly Pulse Survey (QPS); represents team members who indicated that DED's vision is clearly communicated throughout the organization. For comparison, 59% of Missouri employees statewide in FY2023 indicated that their department's vision is clearly communicated throughout the organization.



Note: Calculated by adding unique email opens, Facebook reach (people that potentially saw posts), and X (formerly known as Twitter) impressions. LinkedIn Data was added for FY2023. Calculation is changed from prior years, so FY2021 projections are not available. Targets established by considering the prior year actuals. DED does not expect to reach FY2021 levels, which were extraordinary due to response to COVID-19. Significant increase for FY2023 is reflective of ARPA communications for nine new Federal Initiative Programs.

PROGRAM DESCRIPTION

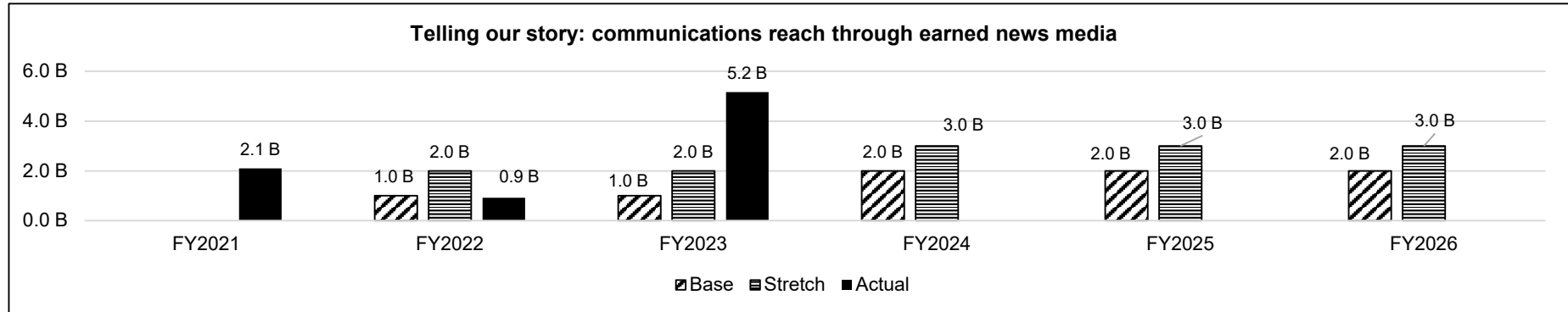
Department: Economic Development

HB Section(s): 7.105

Program Name: Strategy and Performance

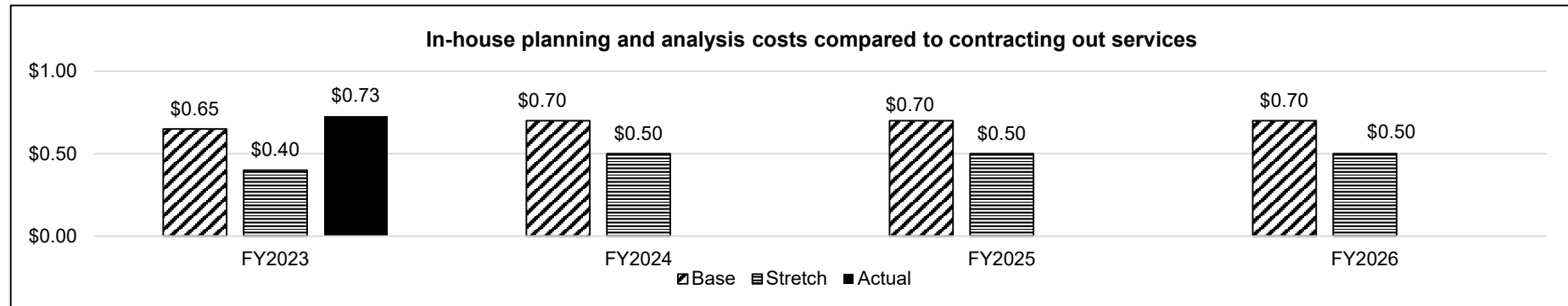
Program is found in the following core budget(s): Strategy and Performance

2c. Provide a measure(s) of the program's impact. (continued)



Note: News media reach is defined as the number of people that potentially saw media posts within the defined period. FY2021 earned news media results reached extraordinary levels due to announcement of the General Motors retention project as well as Missouri's and DED's responses to the COVID-19 pandemic. DED does not expect to reach FY2021 levels. Significant increase for FY2023 is reflective of ARPA content and intentional efforts on behalf of fully staffed communications team.

2d. Provide a measure(s) of the program's efficiency.



Note 1: This was a new measure in FY2023.

Note 2: This measure compares the total costs of the division's in-house economic research, data analysis, operational excellence, and planning efforts for every \$1 of the contracted alternative. Contracted cost assumptions based on hourly rates identified in State's contract with an Enterprise Resource Planning (ERP) provider.

PROGRAM DESCRIPTION

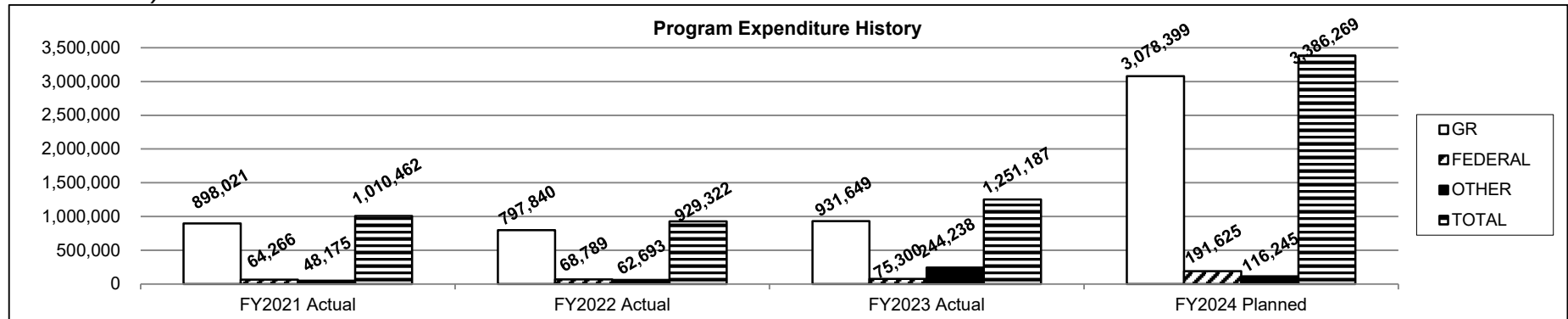
Department: Economic Development

HB Section(s): 7.105

Program Name: Strategy and Performance

Program is found in the following core budget(s): Strategy and Performance

3. Provide actual expenditures for the prior three fiscal years and planned expenditures for the current fiscal year. (Note: Amounts do not include fringe benefit costs.)



Note: Planned GR expenditures reflects 3% Governor's Reserve.

4. What are the sources of the "Other " funds?
Department of Economic Development Administrative Fund (0547)
5. What is the authorization for this program, i.e., federal or state statute, etc.? (Include the federal program number, if applicable.)
Section 620.010, RSMo., establishes the Department of Economic Development and its divisions.
6. Are there federal matching requirements? If yes, please explain.
No.
7. Is this a federally mandated program? If yes, please explain.
No.

NEW DECISION ITEM
RANK: 12 OF 22

Department of Economic Development	Budget Unit	43120C
Division: Strategy and Performance		
DI Name: Program Research Fund Switch	DI#1419019	HB Section
		7.105

1. AMOUNT OF REQUEST

	FY 2025 Budget Request			
	GR	Federal	Other	Total
PS	0	0	0	0
EE	103,000	0	0	103,000
PSD	0	0	0	0
TRF	0	0	0	0
Total	103,000	0	0	103,000
FTE	0.00	0.00	0.00	0.00

Est. Fringe	0	0	0	0
-------------	---	---	---	---

Note: Fringes budgeted in House Bill 5 except for certain fringes budgeted directly to MoDOT, Highway Patrol, and Conservation.

Other Funds:

Non-Counts:

	FY 2025 Governor's Recommendation			
	GR	Federal	Other	Total
PS	0	0	0	0
EE	0	0	0	0
PSD	0	0	0	0
TRF	0	0	0	0
Total	0	0	0	0
FTE	0.00	0.00	0.00	0.00

Est. Fringe	0	0	0	0
-------------	---	---	---	---

Note: Fringes budgeted in House Bill 5 except for certain fringes budgeted directly to MoDOT, Highway Patrol, and Conservation.

Other Funds:

Non-Counts:

2. THIS REQUEST CAN BE CATEGORIZED AS:

<input type="checkbox"/> New Legislation	<input type="checkbox"/> New Program	<input checked="" type="checkbox"/> Fund Switch
<input type="checkbox"/> Federal Mandate	<input type="checkbox"/> Program Expansion	<input type="checkbox"/> Cost to Continue
<input type="checkbox"/> GR Pick-Up	<input type="checkbox"/> Space Request	<input type="checkbox"/> Equipment Replacement
<input type="checkbox"/> Pay Plan	<input type="checkbox"/> Other:	

3. WHY IS THIS FUNDING NEEDED? PROVIDE AN EXPLANATION FOR ITEMS CHECKED IN #2. INCLUDE THE FEDERAL OR STATE STATUTORY OR CONSTITUTIONAL AUTHORIZATION FOR THIS PROGRAM.

In FY2023, the Strategy and Performance Division compared the purpose, scale, and breadth of the Department of Economic Development's (DED) incentive programs and teams to over 400 programs in 14 peer states during the 2020 - 2022 period. DED will update this comparison data in FY2025 to see how economic development programs have evolved since 2022. DED will incorporate these updated peer state comparisons into strategy development efforts. DED may also conduct follow-up efficiency and effectiveness research on the FY2024 evaluations of DED's most strategically important program areas such as workforce and broadband development.

This amount was appropriated for FY2024 using the Department of Economic Development Federal Fund (0129). Unfortunately, availability of funds within this fund source is limited and only for one-time use. Switching to the Economic Development Advancement Fund is also not an option (refer to chart under number 6 below); therefore, DED is requesting a fund switch to General Revenue.

NEW DECISION ITEM
RANK: 12 OF 22

Department of Economic Development	Budget Unit	<u>43120C</u>
Division: Strategy and Performance		
DI Name: Program Research Fund Switch	DI#1419019	HB Section <u>7.105</u>

4. DESCRIBE THE DETAILED ASSUMPTIONS USED TO DERIVE THE SPECIFIC REQUESTED AMOUNT. (How did you determine that the requested number of FTE were appropriate? From what source or standard did you derive the requested levels of funding? Were alternatives such as outsourcing or automation considered? If based on new legislation, does request tie to TAFP fiscal note? If not, explain why. Detail which portions of the request are one-times and how those amounts were calculated.)

DED can refresh its peer state comparison of all active incentive programs or conduct an in depth evaluation of one or two programs each year with the \$100,000 request. Additionally, 3% (\$3,000) has been added to cover the Governor's Reserve, which is needed for a GR appropriation.

5. BREAK DOWN THE REQUEST BY BUDGET OBJECT CLASS, JOB CLASS, AND FUND SOURCE. IDENTIFY ONE-TIME COSTS.

Budget Object Class/Job Class	Dept Req GR DOLLARS	Dept Req GR FTE	Dept Req FED DOLLARS	Dept Req FED FTE	Dept Req OTHER DOLLARS	Dept Req OTHER FTE	Dept Req TOTAL DOLLARS	Dept Req TOTAL FTE	Dept Req One-Time DOLLARS
							0		
							0	0.0	
Total PS	<u>0</u>	<u>0.0</u>	<u>0</u>	<u>0.0</u>	<u>0</u>	<u>0.0</u>	<u>0</u>	<u>0.0</u>	<u>0</u>
400/Professional Services	103,000						103,000		
							0		
Total EE	<u>103,000</u>		<u>0</u>		<u>0</u>		<u>103,000</u>		<u>0</u>
Program Distributions							0		
Total PSD	<u>0</u>		<u>0</u>		<u>0</u>		<u>0</u>		<u>0</u>
Transfers							0		
Total TRF	<u>0</u>		<u>0</u>		<u>0</u>		<u>0</u>		<u>0</u>
Grand Total	<u>103,000</u>	<u>0.0</u>	<u>0</u>	<u>0.0</u>	<u>0</u>	<u>0.0</u>	<u>103,000</u>	<u>0.0</u>	<u>0</u>

NEW DECISION ITEM
RANK: 12 OF 22

Department of Economic Development				Budget Unit		<u>43120C</u>			
Division: Strategy and Performance				HB Section		<u>7.105</u>			
DI Name: Program Research Fund Switch				DI#1419019					
Budget Object Class/Job Class	Gov Rec GR DOLLARS	Gov Rec GR FTE	Gov Rec FED DOLLARS	Gov Rec FED FTE	Gov Rec OTHER DOLLARS	Gov Rec OTHER FTE	Gov Rec TOTAL DOLLARS	Gov Rec TOTAL FTE	Gov Rec One-Time DOLLARS
							0		
							0	0.0	
Total PS	0	0.0	0	0.0	0	0.0	0	0.0	0
							0		
							0		
							0		
Total EE	0		0		0		0		0
Program Distributions							0		
Total PSD	0		0		0		0		0
Transfers									
Total TRF	0		0		0		0		0
Grand Total	0	0.0	0	0.0	0	0.0	0	0.0	0

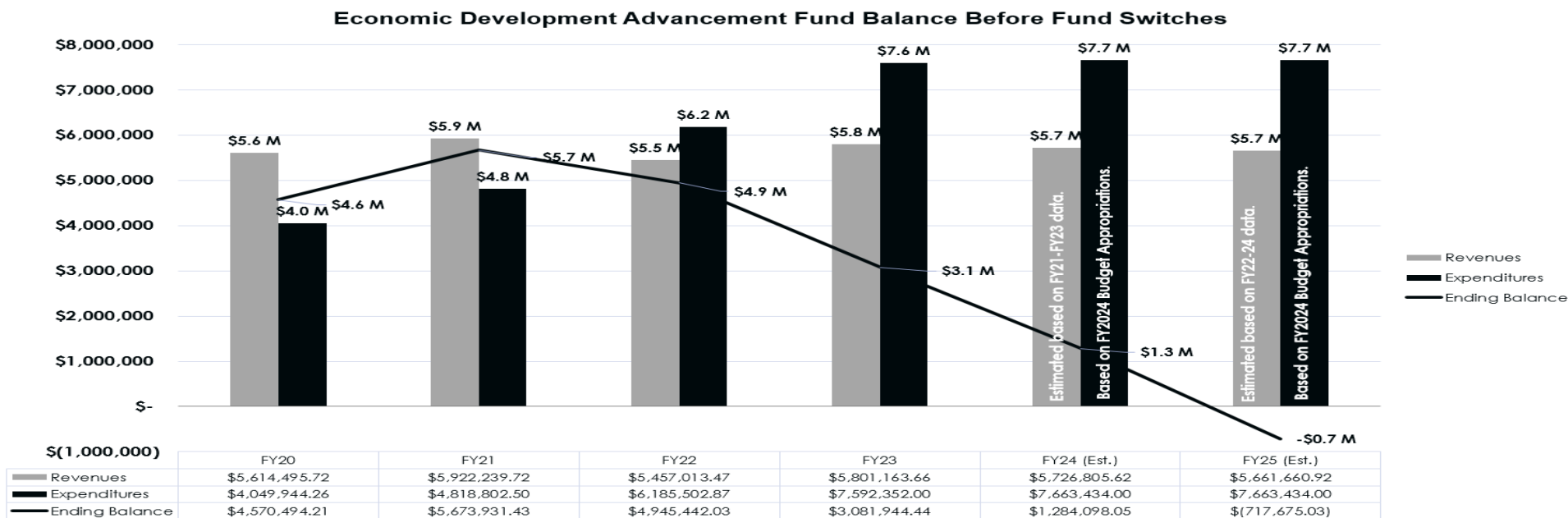
NEW DECISION ITEM
RANK: 12 OF 22

Department of Economic Development	Budget Unit	43120C
Division: Strategy and Performance		
DI Name: Program Research Fund Switch	DI#1419019	HB Section
		7.105

6. PERFORMANCE MEASURES (If new decision item has an associated core, separately identify projected performance with & without additional funding.)

The chart below shows the EDAF revenues and expenditures from FY2020 through FY2025. We project that FY2025 will end with a negative balance if some appropriations are not moved to other fund sources.

DED estimates with approval of NDI #s 1419002, 1419004, 1419005, 1419007, and 1419008, the fund balance will begin growing again and reach \$1.8 million at the end of FY2025.



7. STRATEGIES TO ACHIEVE THE PERFORMANCE MEASUREMENT TARGETS:

This is a fund switch only. See Strategy and Performance Division core form for performance measurement.

Department of Economic Development

DECISION ITEM DETAIL

Budget Unit	FY 2023	FY 2023	FY 2024	FY 2024	FY 2025	FY 2025	FY 2025	FY 2025
Decision Item	ACTUAL	ACTUAL	BUDGET	BUDGET	DEPT REQ	DEPT REQ	GOV REC	GOV REC
Budget Object Class	DOLLAR	FTE	DOLLAR	FTE	DOLLAR	FTE	DOLLAR	FTE
STRATEGY AND PERFORM								
S&P Prgm Research Fund Switch - 1419019								
PROFESSIONAL SERVICES	0	0.00	0	0.00	103,000	0.00	0	0.00
TOTAL - EE	0	0.00	0	0.00	103,000	0.00	0	0.00
GRAND TOTAL	\$0	0.00	\$0	0.00	\$103,000	0.00	\$0	0.00
GENERAL REVENUE	\$0	0.00	\$0	0.00	\$103,000	0.00		0.00
FEDERAL FUNDS	\$0	0.00	\$0	0.00	\$0	0.00		0.00
OTHER FUNDS	\$0	0.00	\$0	0.00	\$0	0.00		0.00

CORE DECISION ITEM

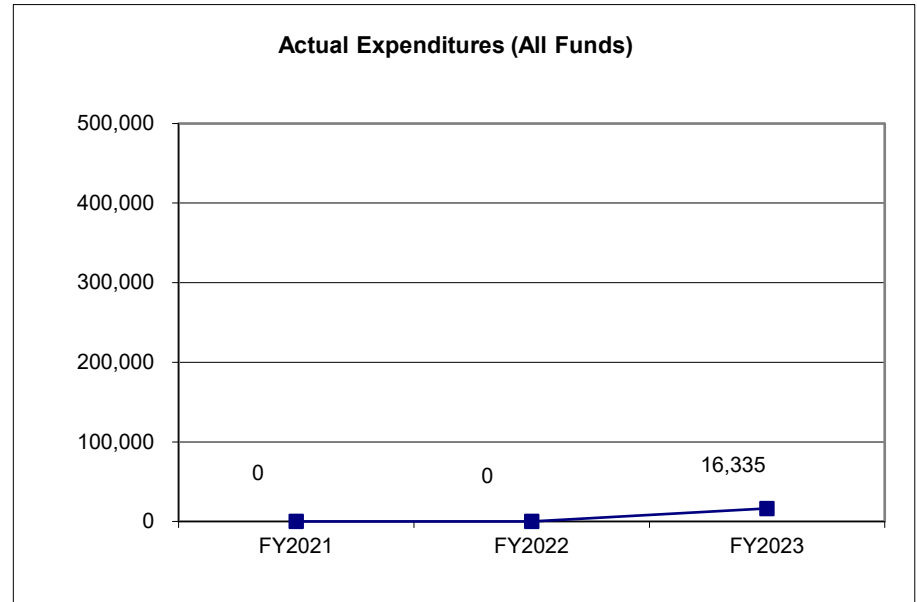
Department: Economic Development					Budget Unit <u>43121C</u>				
Division: Strategy and Performance					HB Section <u>7.105</u>				
Core: Statewide Planning, Research, and Network Funding (ARPA-EDA)									
1. CORE FINANCIAL SUMMARY									
FY 2025 Budget Request					FY 2025 Governor's Recommendation				
	GR	Federal	Other	Total		GR	Fed	Other	Total
PS	0	59,336	0	59,336	PS	0	59,336	0	59,336
EE	0	4,182	0	4,182	EE	0	4,182	0	4,182
PSD	0	944,077	0	944,077	PSD	0	944,077	0	944,077
TRF	0	0	0	0	TRF	0	0	0	0
Total	0	1,007,595	0	1,007,595	Total	0	1,007,595	0	1,007,595
FTE	0.00	1.00	0.00	1.00	FTE	0.00	1.00	0.00	1.00
Est. Fringe	0	37,134	0	37,134	Est. Fringe	0	37,134	0	37,134
<i>Note: Fringes budgeted in House Bill 5 except for certain fringes budgeted directly to MoDOT, Highway Patrol, and Conservation.</i>					<i>Note: Fringes budgeted in House Bill 5 except for certain fringes budgeted directly to MoDOT, Highway Patrol, and Conservation.</i>				
Other Funds:					Other Funds:				
Federal Funds: DED Federal Stim 2021 Fund (2451)					Federal Funds: DED Federal Stim 2021 Fund (2451)				
2. CORE DESCRIPTION									
<p>This federal funding supports planning that ensures communities can access certain federal programs. The Department is centering the planning effort around local economic development priorities and will help community leaders identify and gain access to resources that support job growth and investment.</p> <p>This Core Decision Item is an appropriation of federal dollars from the American Rescue Plan Act (ARPA) of 2021 (Public Law 117-2, H.R. 1319) for Statewide Planning, Research, and Networks Notice of Funding Opportunity (NOFO) through the Economic Development Administration (EDA). The appropriation includes an ARPA-funded non-competitive grant to support a planning process for economic recovery related items.</p>									
3. PROGRAM LISTING (list programs included in this core funding)									
Statewide Planning, Research, and Network Funding (ARPA-EDA)									

CORE DECISION ITEM

Department: Economic Development	Budget Unit <u>43121C</u>
Division: Strategy and Performance	
Core: Statewide Planning, Research, and Network Funding (ARPA-EDA)	HB Section <u>7.105</u>

4. FINANCIAL HISTORY

	FY2021 Actual	FY2022 Actual	FY2023 Actual	FY2024 Current Yr.
Appropriation (All Funds)	0	0	1,002,846	1,007,595
Less Reverted (All Funds)	0	0	0	0
Less Restricted (All Funds)*	0	0	0	0
Budget Authority (All Funds)	0	0	1,002,846	1,007,595
Actual Expenditures (All Funds)	0	0	16,335	N/A
Unexpended (All Funds)	0	0	986,511	N/A
Unexpended, by Fund:				
General Revenue	0	0	0	N/A
Federal	0	0	986,511	N/A
Other	0	0	0	N/A



*Restricted amount is as of: _____

Reverted includes Governor's standard 3 percent reserve (when applicable).
 Restricted includes any extraordinary expenditure restriction (when applicable).

NOTES:

CORE RECONCILIATION DETAIL

DEPARTMENT OF ECONOMIC DEVELOPMENT STATEWIDE PLANNING ARPA-EDA

5. CORE RECONCILIATION DETAIL

	Budget Class	FTE	GR	Federal	Other	Total	Explanation
TAFP AFTER VETOES							
	PS	1.00	0	59,336	0	59,336	
	EE	0.00	0	4,182	0	4,182	
	PD	0.00	0	944,077	0	944,077	
	Total	1.00	0	1,007,595	0	1,007,595	
DEPARTMENT CORE REQUEST							
	PS	1.00	0	59,336	0	59,336	
	EE	0.00	0	4,182	0	4,182	
	PD	0.00	0	944,077	0	944,077	
	Total	1.00	0	1,007,595	0	1,007,595	
GOVERNOR'S RECOMMENDED CORE							
	PS	1.00	0	59,336	0	59,336	
	EE	0.00	0	4,182	0	4,182	
	PD	0.00	0	944,077	0	944,077	
	Total	1.00	0	1,007,595	0	1,007,595	

Department of Economic Development

DECISION ITEM SUMMARY

Budget Unit								
Decision Item	FY 2023	FY 2023	FY 2024	FY 2024	FY 2025	FY 2025	FY 2025	FY 2025
Budget Object Summary	ACTUAL	ACTUAL	BUDGET	BUDGET	DEPT REQ	DEPT REQ	GOV REC	GOV REC
Fund	DOLLAR	FTE	DOLLAR	FTE	DOLLAR	FTE	DOLLAR	FTE
STATEWIDE PLANNING ARPA-EDA								
CORE								
PERSONAL SERVICES								
DED FEDERAL STIM 2021 FUND	0	0.00	59,336	1.00	59,336	1.00	59,336	1.00
TOTAL - PS	0	0.00	59,336	1.00	59,336	1.00	59,336	1.00
EXPENSE & EQUIPMENT								
DED FEDERAL STIM 2021 FUND	0	0.00	4,182	0.00	4,182	0.00	4,182	0.00
TOTAL - EE	0	0.00	4,182	0.00	4,182	0.00	4,182	0.00
PROGRAM-SPECIFIC								
DED FEDERAL STIM 2021 FUND	0	0.00	944,077	0.00	944,077	0.00	944,077	0.00
TOTAL - PD	0	0.00	944,077	0.00	944,077	0.00	944,077	0.00
TOTAL	0	0.00	1,007,595	1.00	1,007,595	1.00	1,007,595	1.00
Pay Plan - 0000012								
PERSONAL SERVICES								
DED FEDERAL STIM 2021 FUND	0	0.00	0	0.00	0	0.00	1,899	0.00
TOTAL - PS	0	0.00	0	0.00	0	0.00	1,899	0.00
TOTAL	0	0.00	0	0.00	0	0.00	1,899	0.00
GRAND TOTAL	\$0	0.00	\$1,007,595	1.00	\$1,007,595	1.00	\$1,009,494	1.00

1/24/24 11:45

im_disummary

Department of Economic Development

DECISION ITEM SUMMARY

Budget Unit								
Decision Item	FY 2023	FY 2023	FY 2024	FY 2024	FY 2025	FY 2025	FY 2025	FY 2025
Budget Object Summary	ACTUAL	ACTUAL	BUDGET	BUDGET	DEPT REQ	DEPT REQ	GOV REC	GOV REC
Fund	DOLLAR	FTE	DOLLAR	FTE	DOLLAR	FTE	DOLLAR	FTE
BUS AND COMMNTY SOLUTIONS ARPA								
CORE								
PERSONAL SERVICES								
DED FEDERAL STIM 2021 FUND	16,335	0.31	0	0.00	0	0.00	0	0.00
TOTAL - PS	16,335	0.31	0	0.00	0	0.00	0	0.00
TOTAL	16,335	0.31	0	0.00	0	0.00	0	0.00
GRAND TOTAL	\$16,335	0.31	\$0	0.00	\$0	0.00	\$0	0.00

Department of Economic Development

DECISION ITEM DETAIL

Budget Unit	FY 2023	FY 2023	FY 2024	FY 2024	FY 2025	FY 2025	FY 2025	FY 2025
Decision Item	ACTUAL	ACTUAL	BUDGET	BUDGET	DEPT REQ	DEPT REQ	GOV REC	GOV REC
Budget Object Class	DOLLAR	FTE	DOLLAR	FTE	DOLLAR	FTE	DOLLAR	FTE
STATEWIDE PLANNING ARPA-EDA								
CORE								
GRANTS SPECIALIST	0	0.00	59,336	1.00	59,336	1.00	59,336	1.00
TOTAL - PS	0	0.00	59,336	1.00	59,336	1.00	59,336	1.00
TRAVEL, IN-STATE	0	0.00	1,500	0.00	1,500	0.00	1,500	0.00
SUPPLIES	0	0.00	372	0.00	372	0.00	372	0.00
COMMUNICATION SERV & SUPP	0	0.00	300	0.00	300	0.00	300	0.00
COMPUTER EQUIPMENT	0	0.00	1,649	0.00	1,649	0.00	1,649	0.00
OFFICE EQUIPMENT	0	0.00	361	0.00	361	0.00	361	0.00
TOTAL - EE	0	0.00	4,182	0.00	4,182	0.00	4,182	0.00
PROGRAM DISTRIBUTIONS	0	0.00	944,077	0.00	944,077	0.00	944,077	0.00
TOTAL - PD	0	0.00	944,077	0.00	944,077	0.00	944,077	0.00
GRAND TOTAL	\$0	0.00	\$1,007,595	1.00	\$1,007,595	1.00	\$1,007,595	1.00
GENERAL REVENUE	\$0	0.00	\$0	0.00	\$0	0.00	\$0	0.00
FEDERAL FUNDS	\$0	0.00	\$1,007,595	1.00	\$1,007,595	1.00	\$1,007,595	1.00
OTHER FUNDS	\$0	0.00	\$0	0.00	\$0	0.00	\$0	0.00

Department of Economic Development

DECISION ITEM DETAIL

Budget Unit	FY 2023	FY 2023	FY 2024	FY 2024	FY 2025	FY 2025	FY 2025	FY 2025
Decision Item	ACTUAL	ACTUAL	BUDGET	BUDGET	DEPT REQ	DEPT REQ	GOV REC	GOV REC
Budget Object Class	DOLLAR	FTE	DOLLAR	FTE	DOLLAR	FTE	DOLLAR	FTE
BUS AND COMMNTY SOLUTIONS ARPA								
CORE								
ECONOMIC DEVELOPMENT SPEC	16,335	0.31	0	0.00	0	0.00	0	0.00
TOTAL - PS	16,335	0.31	0	0.00	0	0.00	0	0.00
GRAND TOTAL	\$16,335	0.31	\$0	0.00	\$0	0.00	\$0	0.00
GENERAL REVENUE								
	\$0	0.00	\$0	0.00	\$0	0.00		0.00
FEDERAL FUNDS								
	\$16,335	0.31	\$0	0.00	\$0	0.00		0.00
OTHER FUNDS								
	\$0	0.00	\$0	0.00	\$0	0.00		0.00

PROGRAM DESCRIPTION

Department: Economic Development

HB Section(s): 7.105

Program Name: Statewide Planning, Research, and Network Funding (ARPA-EDA)

Program is found in the following core budget(s): Strategy and Performance

1a. What strategic priority does this program address?

Operational Support

1b. What does this program do?

This program supports planning that ensures communities can access certain federal programs. The Department is centering the planning effort around local economic development priorities and helping community leaders identify and gain access to resources that support job growth and investment.

The Statewide Planning, Research, and Networks program utilizes American Rescue Plan Act (ARPA) funding and is granted to Missouri through the Economic Development Administration (EDA). The Department of Economic Development (DED) is leveraging this grant to update Missouri's statewide Comprehensive Economic Development Strategy (CEDS), which has not been reassessed since 2011. Uses of the grant include reviewing and integrating regional economic development plans, conducting industry cluster research, assessing workforce skills in key industries, engaging stakeholders, and building an updated CEDS that is driven by local economic development priorities.

2a. Provide an activity measure(s) for the program.

Program activities will include the following in FY2024 and FY2025: reviewing and integrating all of Missouri's regional economic development strategies, conducting an industry cluster study, conducting a statewide skills assessment, and pulling together a statewide Comprehensive Economic Development Strategy (CEDS) that is created with high quality stakeholder engagement and is submitted to the EDA by March 31, 2025.

2b. Provide a measure(s) of the program's quality.

DED will survey stakeholders and measure the perceived quality of Missouri's CEDS planning processes, especially relating to the process being driven by local economic development priorities.

2c. Provide a measure(s) of the program's impact.

The intended impact of creating a Comprehensive Economic Development Strategy (CEDS) will be having a locally-driven plan that has extensive stakeholder buy-in, benefits communities all across Missouri, and informs Missouri's economic policy and programmatic discussions for three to five years.

2d. Provide a measure(s) of the program's efficiency.

Efficiency measures are under development.

PROGRAM DESCRIPTION

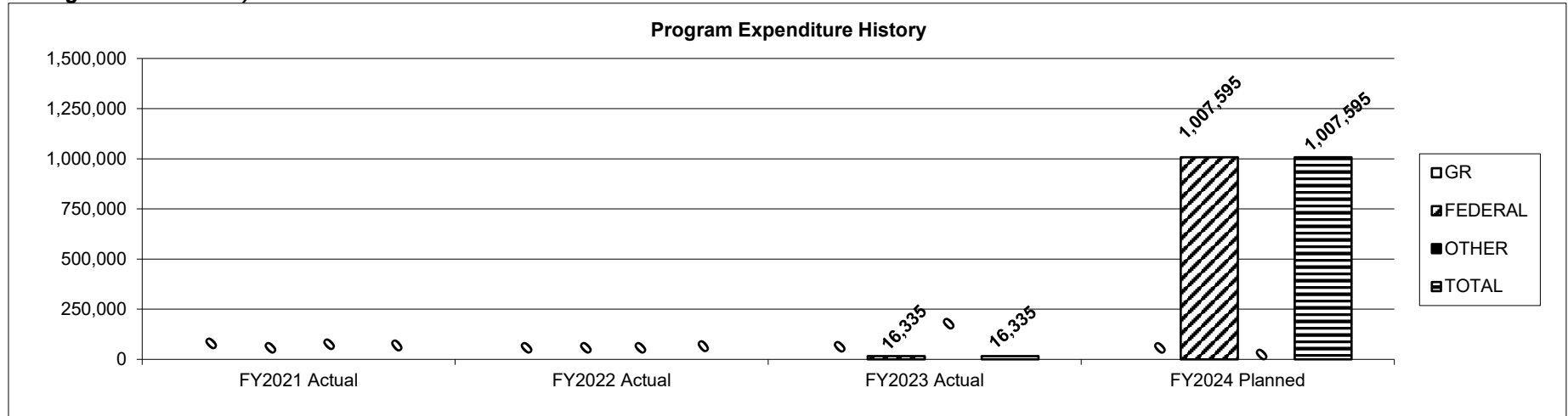
Department: Economic Development

HB Section(s): 7.105

Program Name: Statewide Planning, Research, and Network Funding (ARPA-EDA)

Program is found in the following core budget(s): Strategy and Performance

3. Provide actual expenditures for the prior three fiscal years and planned expenditures for the current fiscal year. (Note: Amounts do not include fringe benefit costs.)



4. What are the sources of the "Other " funds?

NA

5. What is the authorization for this program, i.e., federal or state statute, etc.? (Include the federal program number, if applicable.)

Federal Economic Development Administration Grant. Award Number: ED22DEN3070004.

6. Are there federal matching requirements? If yes, please explain.

No

7. Is this a federally mandated program? If yes, please explain.

No

CORE DECISION ITEM

Department: Economic Development					Budget Unit					43125C									
Division: Strategy and Performance																			
Core: Broadband Grants										HB Section					7.110				
1. CORE FINANCIAL SUMMARY																			
FY 2025 Budget Request					FY 2025 Governor's Recommendation														
	GR	Federal	Other	Total		GR	Federal	Other	Total		GR	Federal	Other	Total					
PS	0	87,458	0	87,458	PS	0	87,458	0	87,458		0	87,458	0	87,458					
EE	0	7,159,740	0	7,159,740	EE	0	7,159,740	0	7,159,740		0	7,159,740	0	7,159,740					
PSD	0	268,499,312	0	268,499,312	PSD	0	268,499,312	0	268,499,312		0	268,499,312	0	268,499,312					
TRF	0	0	0	0	TRF	0	0	0	0		0	0	0	0					
Total	0	275,746,510	0	275,746,510	Total	0	275,746,510	0	275,746,510		0	275,746,510	0	275,746,510					
FTE	0.00	1.00	0.00	1.00	FTE	0.00	1.00	0.00	1.00		0.00	1.00	0.00	1.00					
Est. Fringe	0	47,615	0	47,615	Est. Fringe	0	47,615	0	47,615		0	47,615	0	47,615					
Note: Fringes budgeted in House Bill 5 except for certain fringes budgeted directly to MoDOT, Highway Patrol, and Conservation.					Note: Fringes budgeted in House Bill 5 except for certain fringes budgeted directly to MoDOT, Highway Patrol, and Conservation.														
Other Funds:					Other Funds:														
2. CORE DESCRIPTION																			
The Office of Broadband Development (OBD) facilitates multiple broadband infrastructure programs by making awards, supporting recipients, ensuring compliance, validating the technology is deployed, and celebrating successful completion of the projects.																			
In 2022, Missouri was awarded a broadband infrastructure grant through the National Telecommunications and Information Administration (NTIA) Broadband Infrastructure Program (BIP). The awarded partnership included nine providers and 19 project areas connecting 13,897 new and improved connections.																			
The Bipartisan Infrastructure Law, known as the Infrastructure Investment and Jobs Act (IIJA), Public Law 117-58 will provide Missouri with \$1,736,302,708.39 from the Broadband Equity Access and Deployment (BEAD) Act and approximately \$24 million from the Digital Equity Act. The BEAD program provides funding for grants for broadband infrastructure deployment, adoption, mapping, planning activities. The DEA program provides funding to further advance the adoption of broadband by supporting services relating to digital equity and digital inclusion.																			
In FY2023, OBD applied for and received \$827,338 DEA Planning Funds and \$2,147,304.59 in BEAD Planning Funds. These funds were used to formulate our plans for how to best utilize the major program funds.																			
For FY2024, OBD requested spending authority for 20% of its anticipated BEAD funding for FY2024 (\$247 million). The request for the remaining BEAD funds is in an NDI for FY2025.																			
The Missouri Broadband Grant Program will sunset on August 28, 2027.																			

CORE DECISION ITEM

Department: Economic Development	Budget Unit <u>43125C</u>
Division: Strategy and Performance	
Core: Broadband Grants	HB Section <u>7.110</u>

3. PROGRAM LISTING (list programs included in this core funding)

Broadband Grant Program

4. FINANCIAL HISTORY

	FY 2021 Actual	FY 2022 Actual	FY 2023 Actual	FY 2024 Current Yr.
Appropriation (All Funds)	0	10,000,000	49,244,338	275,746,510
Less Reverted (All Funds)	0	0	0	0
Less Restricted (All Funds)*	0	0	0	0
Budget Authority (All Funds)	0	10,000,000	49,244,338	275,746,510
Actual Expenditures (All Funds)	0	0	10,852,471	N/A
Unexpended (All Funds)	0	10,000,000	38,391,867	N/A
Unexpended, by Fund:				
General Revenue	0	0	0	N/A
Federal	0	10,000,000	38,391,867	N/A
Other	0	0	0	N/A
		(1)	(1)	(2)

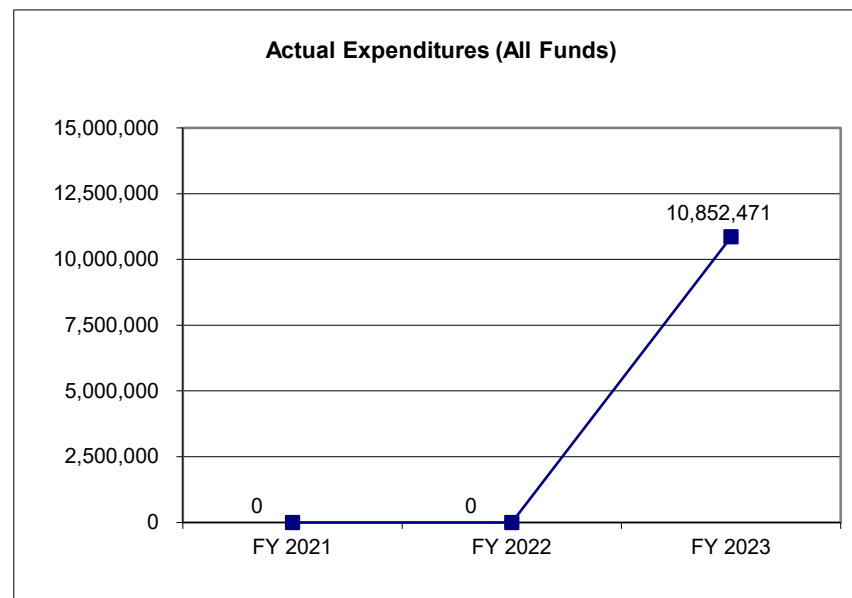
*Restricted amount is as of: _____

Reverted includes Governor's standard 3 percent reserve (when applicable).

Restricted includes any extraordinary expenditure restrictions (when applicable).

NOTES: (1) Missouri was awarded Missouri \$42.1 million from the NTIA BIP program Due to delays in NTIA finalizing the agreements, Missouri did not receive funds from NTIA in FY2022. OBD anticipates expending the remaining funds in FY2024. (2) OBD requested spending authority for the first 20% of the anticipated BEAD funding for FY2024 (\$247 million). OBD will have access to these funds upon the approval of its proposals to NTIA.

(2) In FY2024, an NDI was approved for IIJA grant programs. OBD requested the maximum amount allowable in BEAD (\$5 million) and DEA Planning Funds (\$2 million). When Missouri applied for the planning funds we ultimately requested \$2,147,304.59 in BEAD Planning and \$827,338.00 in DEA Planning).



CORE RECONCILIATION DETAIL

**DEPARTMENT OF ECONOMIC DEVELOPMENT
RURAL BROADBAND GRANT**

5. CORE RECONCILIATION DETAIL

	Budget Class	FTE	GR	Federal	Other	Total	Explanation
TAFP AFTER VETOES							
	PS	1.00	0	87,458	0	87,458	
	EE	0.00	0	7,159,740	0	7,159,740	
	PD	0.00	0	268,499,312	0	268,499,312	
	Total	1.00	0	275,746,510	0	275,746,510	
DEPARTMENT CORE REQUEST							
	PS	1.00	0	87,458	0	87,458	
	EE	0.00	0	7,159,740	0	7,159,740	
	PD	0.00	0	268,499,312	0	268,499,312	
	Total	1.00	0	275,746,510	0	275,746,510	
GOVERNOR'S RECOMMENDED CORE							
	PS	1.00	0	87,458	0	87,458	
	EE	0.00	0	7,159,740	0	7,159,740	
	PD	0.00	0	268,499,312	0	268,499,312	
	Total	1.00	0	275,746,510	0	275,746,510	

Department of Economic Development

DECISION ITEM SUMMARY

Budget Unit								
Decision Item	FY 2023	FY 2023	FY 2024	FY 2024	FY 2025	FY 2025	FY 2025	FY 2025
Budget Object Summary	ACTUAL	ACTUAL	BUDGET	BUDGET	DEPT REQ	DEPT REQ	GOV REC	GOV REC
Fund	DOLLAR	FTE	DOLLAR	FTE	DOLLAR	FTE	DOLLAR	FTE
RURAL BROADBAND GRANT								
CORE								
PERSONAL SERVICES								
DED-ED PROGRAMS-FEDERAL OTHER	0	0.00	28,122	0.00	28,122	0.00	28,122	0.00
DED FEDERAL STIMULUS	0	0.00	59,336	1.00	59,336	1.00	59,336	1.00
TOTAL - PS	0	0.00	87,458	1.00	87,458	1.00	87,458	1.00
EXPENSE & EQUIPMENT								
DED-ED PROGRAMS-FEDERAL OTHER	452,419	0.00	7,148,384	0.00	7,148,384	0.00	7,148,384	0.00
DED FEDERAL STIMULUS	0	0.00	11,356	0.00	11,356	0.00	11,356	0.00
TOTAL - EE	452,419	0.00	7,159,740	0.00	7,159,740	0.00	7,159,740	0.00
PROGRAM-SPECIFIC								
DED-ED PROGRAMS-FEDERAL OTHER	295	0.00	247,481,957	0.00	247,481,957	0.00	247,481,957	0.00
DED FEDERAL STIMULUS	10,399,757	0.00	21,017,355	0.00	21,017,355	0.00	21,017,355	0.00
TOTAL - PD	10,400,052	0.00	268,499,312	0.00	268,499,312	0.00	268,499,312	0.00
TOTAL	10,852,471	0.00	275,746,510	1.00	275,746,510	1.00	275,746,510	1.00
Pay Plan - 0000012								
PERSONAL SERVICES								
DED-ED PROGRAMS-FEDERAL OTHER	0	0.00	0	0.00	0	0.00	66,538	0.00
DED FEDERAL STIMULUS	0	0.00	0	0.00	0	0.00	1,899	0.00
TOTAL - PS	0	0.00	0	0.00	0	0.00	68,437	0.00
TOTAL	0	0.00	0	0.00	0	0.00	68,437	0.00
Broadband IIJA Spend Authority - 1419023								
PERSONAL SERVICES								
DED-ED PROGRAMS-FEDERAL OTHER	0	0.00	0	0.00	0	0.00	2,051,184	23.00
TOTAL - PS	0	0.00	0	0.00	0	0.00	2,051,184	23.00
EXPENSE & EQUIPMENT								
DED-ED PROGRAMS-FEDERAL OTHER	0	0.00	0	0.00	0	0.00	266,581	0.00
TOTAL - EE	0	0.00	0	0.00	0	0.00	266,581	0.00

1/24/24 11:45

im_disummary

Department of Economic Development

DECISION ITEM SUMMARY

Budget Unit								
Decision Item	FY 2023	FY 2023	FY 2024	FY 2024	FY 2025	FY 2025	FY 2025	FY 2025
Budget Object Summary	ACTUAL	ACTUAL	BUDGET	BUDGET	DEPT REQ	DEPT REQ	GOV REC	GOV REC
Fund	DOLLAR	FTE	DOLLAR	FTE	DOLLAR	FTE	DOLLAR	FTE
RURAL BROADBAND GRANT								
Broadband IIJA Spend Authority - 1419023								
PROGRAM-SPECIFIC								
DED-ED PROGRAMS-FEDERAL OTHER	0	0.00	0	0.00	0	0.00	1,507,657,270	0.00
TOTAL - PD	0	0.00	0	0.00	0	0.00	1,507,657,270	0.00
TOTAL	0	0.00	0	0.00	0	0.00	1,509,975,035	23.00
GRAND TOTAL	\$10,852,471	0.00	\$275,746,510	1.00	\$275,746,510	1.00	\$1,785,789,982	24.00

1/24/24 11:45

im_disummary

Department of Economic Development

DECISION ITEM DETAIL

Budget Unit	FY 2023	FY 2023	FY 2024	FY 2024	FY 2025	FY 2025	FY 2025	FY 2025
Decision Item	ACTUAL	ACTUAL	BUDGET	BUDGET	DEPT REQ	DEPT REQ	GOV REC	GOV REC
Budget Object Class	DOLLAR	FTE	DOLLAR	FTE	DOLLAR	FTE	DOLLAR	FTE
RURAL BROADBAND GRANT								
CORE								
GRANTS SPECIALIST	0	0.00	87,458	1.00	87,458	1.00	87,458	1.00
TOTAL - PS	0	0.00	87,458	1.00	87,458	1.00	87,458	1.00
TRAVEL, IN-STATE	5,101	0.00	27,413	0.00	27,413	0.00	27,413	0.00
TRAVEL, OUT-OF-STATE	2,450	0.00	12,292	0.00	12,292	0.00	12,292	0.00
SUPPLIES	43	0.00	10,863	0.00	10,863	0.00	10,863	0.00
PROFESSIONAL DEVELOPMENT	380	0.00	2,250	0.00	2,250	0.00	2,250	0.00
COMMUNICATION SERV & SUPP	0	0.00	1,440	0.00	1,440	0.00	1,440	0.00
PROFESSIONAL SERVICES	444,445	0.00	7,100,200	0.00	7,100,200	0.00	7,100,200	0.00
COMPUTER EQUIPMENT	0	0.00	3,015	0.00	3,015	0.00	3,015	0.00
OFFICE EQUIPMENT	0	0.00	2,267	0.00	2,267	0.00	2,267	0.00
TOTAL - EE	452,419	0.00	7,159,740	0.00	7,159,740	0.00	7,159,740	0.00
PROGRAM DISTRIBUTIONS	10,400,052	0.00	268,499,312	0.00	268,499,312	0.00	268,499,312	0.00
TOTAL - PD	10,400,052	0.00	268,499,312	0.00	268,499,312	0.00	268,499,312	0.00
GRAND TOTAL	\$10,852,471	0.00	\$275,746,510	1.00	\$275,746,510	1.00	\$275,746,510	1.00
GENERAL REVENUE	\$0	0.00	\$0	0.00	\$0	0.00	\$0	0.00
FEDERAL FUNDS	\$10,852,471	0.00	\$275,746,510	1.00	\$275,746,510	1.00	\$275,746,510	1.00
OTHER FUNDS	\$0	0.00	\$0	0.00	\$0	0.00	\$0	0.00

PROGRAM DESCRIPTION

Department: Economic Development

HB Section(s): 7.110

Program Name: Broadband Grants

Program is found in the following core budget(s): Broadband Grants

1a. What strategic priority does this program address?

Community Development

1b. What does this program do?

The Office of Broadband Development (OBD) facilitates multiple broadband infrastructure programs by making awards, supporting recipients, ensuring compliance, validating the technology is deployed, and celebrating successful completion of the projects.

In addition to closing out projects from Missouri's 2022 Broadband Infrastructure Program (BIP), OBD will take part in two of the four Infrastructure Investment and Jobs Act (IIJA) broadband programs; the Broadband Equity, Access, and Deployment (BEAD) program and the Digital Equity Act (DEA). The BEAD program includes approximately \$1.7 billion total to the state of Missouri, which provides funding for grants for broadband infrastructure deployment, adoption, mapping, and planning activities. The DEA program provides approximately \$24 million total to the state of Missouri to further advance the adoption of broadband by supporting services relating to digital equity and digital inclusion.

2a. Provide an activity measure(s) for the program.

	FY2021 Actual	FY2022 Projected	FY2022 Actual	FY2023 Projected	FY2023 Actual*	FY2024 Projected	FY2025 Projected	FY2026 Projected
Review and evaluate grant applications	0	44	41	N/A	N/A	0	1,000	0
Award broadband grants/projects	0	15	19	N/A	N/A	0	250	0
Manage, announce, and close-out projects	15	0	0	19	0	13	3	25

*Note 1: FY2023 broadband grant program activity shifted to ARPA programs in HB 20.

Note 2: IIJA funded broadband applications will begin in FY2024 with the initial funding for the BEAD program. BEAD will continue to fund broadband projects until calendar year 2027 (FY2028).

Note 3: The final activity measure encompasses overseeing project milestones, ensuring quality, and validating installation of proposed technology.

Note 4: In FY2024, an NTIA BIP Awardee returned their award resulting in 3 projects being descoped from the award.

PROGRAM DESCRIPTION

Department: Economic Development

HB Section(s): 7.110

Program Name: Broadband Grants

Program is found in the following core budget(s): Broadband Grants

2b. Provide a measure(s) of the program's quality.

	FY2021 Actual	FY2022 Projected	FY2022 Actual	FY2023 Projected	FY2023 Actual*	FY2024 Projected	FY2025 Projected	FY2026 Projected
Percent of grant connections exceeding 100/20 Mbps	0%	100%	100%	N/A	N/A	N/A	100%	100%
Days from grant submittal to awards (broadband infrastructure)	0	180	193	N/A	N/A	N/A	90	90
Days from grant submittal to awards (digital equity)	N/A	N/A	N/A	0	31	N/A	30	30

Note 1: NTIA Broadband Infrastructure Program required minimum thresholds for project funding of 100 Megabits per second (Mbps) download, 20 Mbps upload. IJA funded broadband project will require 100/100 Mbps in order to receive funding.

Note 2: The program's quality will be also be measured in its ability to evaluate, rank, complete the challenge process, and announce grant awards.


*Note 3: FY2023 broadband grant program activity shifted to ARPA-related programs in HB 20.

Note 4: In FY2024, OBD will begin facilitating broadband projects using IJA BEAD and DEA Funding.

Note 5: Projected days from grant submittal to awards in FY2022 were higher than originally anticipated due to intense demand for NTIA funds across nation.

Note 6: OBD awarded \$250,000 in Digital Demonstration Grant in FY2023. These projects helped address adoptions concerns and plan for DEA.

2c. Provide a measure(s) of the program's impact.



Note 1: Total number of connections refer to those who will have the opportunity to access the new broadband infrastructure (counted at time of project award). Connections include businesses, farms, important community institutions, and households.

Note 2: FY2022 connections reflect the State's NTIA BIP award of \$42,241,427, funding 13 Missouri projects.

*Note 3: No connections were established in FY2023 as broadband grant program activity shifted to ARPA-related programs.

Note 4: FY2024-FY2026 projections assume NTIA BEAD and DEA NDI approval.

Note 5: NTIA BEAD funding is anticipated to be available to OBD in Spring of 2024. OBD will start the grant process immediately but anticipate the first awards in early FY2025. There will be multiple round of grants awarded in FY2025.

PROGRAM DESCRIPTION

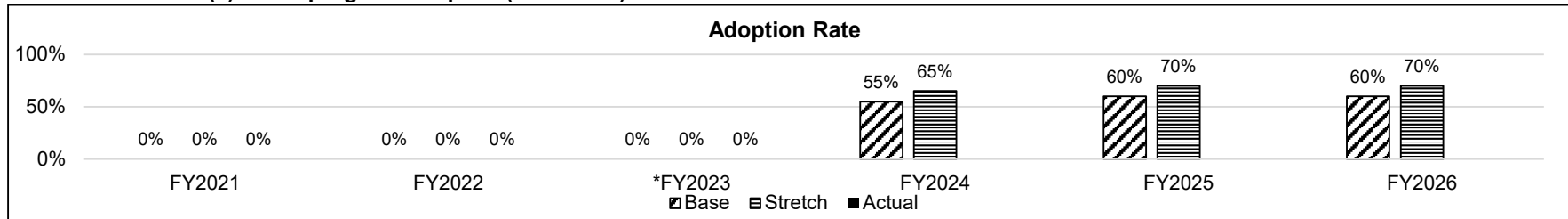
Department: Economic Development

HB Section(s): 7.110

Program Name: Broadband Grants

Program is found in the following core budget(s): Broadband Grants

2c. Provide a measure(s) of the program's impact. (continued)



Note 1: Adoption rate is expressed as a percentage on total number of actual subscribers to the newly built and/or expanded broadband service divided by the number of proposed connections. Deploying new broadband infrastructure increases access, but the real impact for economic opportunity exists when the adoption rate is high. Exceeding these benchmarks will assist broadband providers in projecting future rehabilitation and expansion projects.

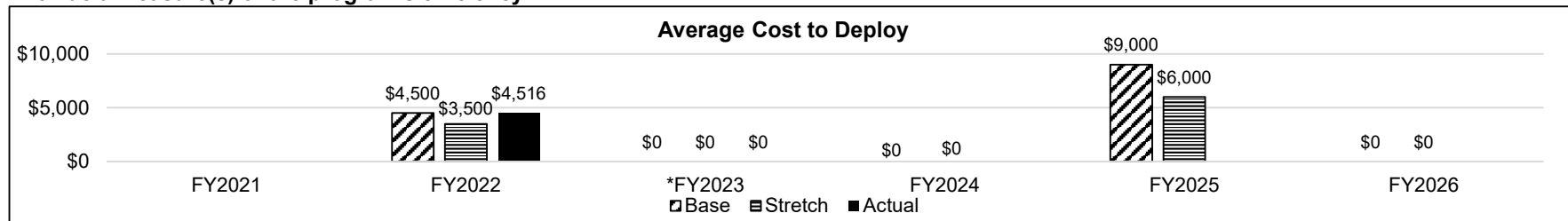
Note 2: The Missouri Broadband Grant program did not receive an appropriation in FY2021, and, therefore, did not have a base, stretch or actual connections.

Note 3: Adoption rate relating to the NTIA BIP award will not be known until after the projects are completed (projected in mid calendar year 2024).

Note 4: FY2024-FY2026 projections assume NTIA BEAD and DEA NDI approval.

*Note 5: No connections listed in FY2023. Broadband grant program activity shifted to ARPA programs in HB 20.

2d. Provide a measure(s) of the program's efficiency.



Note 1: The average cost per passing of \$5,000 was utilized from anecdotal research of benchmark states. The inaugural round of the broadband grant program, awarded to sixteen projects in April 2020 yielded an average cost per passing of \$4,501. The cost to deploy will be catalogued during each grant review cycle and will be benchmarked over time.

Note 2: The Missouri Broadband Grant program did not receive an appropriation in FY2021, and, therefore, did not have a base, stretch or actual connections.

Note 3: FY2022 based on the NTIA BIP Award. (Projects were awarded in March of 2022 and hope to be completed in FY2024.)

*Note 4: No connections listed in FY2023. Broadband grant program activity shifted to ARPA programs in HB 20.

Note 5: In FY2024, Broadband funding will switch to IJA BEAD and DEA.

Note 6: FY2024-FY2026 projections assume NTIA BEAD and DEA NDI approval.

Note 7: FY2024-FY2026 projections are based on initial application received for the ARPA funded Infrastructure grant program. The increase in cost per passing reflects inflation in the cost of deployment as well and projects reaching being located in areas which are more difficult to develop.

PROGRAM DESCRIPTION

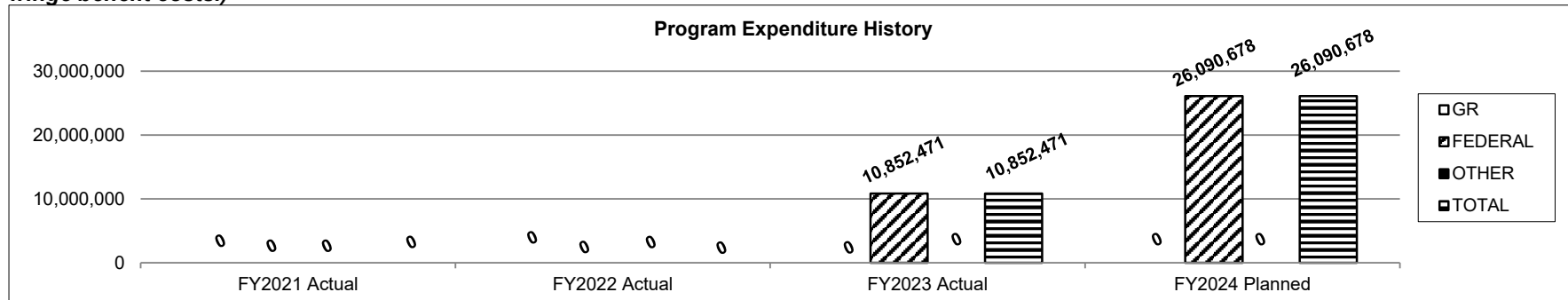
Department: Economic Development

HB Section(s): 7.110

Program Name: Broadband Grants

Program is found in the following core budget(s): Broadband Grants

3. Provide actual expenditures for the prior three fiscal years and planned expenditures for the current fiscal year. (Note: Amounts do not include fringe benefit costs.)



Note: FY2024 planned expenditures reflect BEAD administrative costs.

4. What are the sources of the "Other " funds?

N/A

5. What is the authorization for this program, i.e., federal or state statute, etc.? (Include the federal program number, if applicable.)

NTIA Broadband Infrastructure Program (11.031), Section 620.2450, RSMo (Missouri Broadband State Grant Program), and the Bipartisan Infrastructure Law, known as the Infrastructure Investment and Jobs Act (IIJA), Public Law 117-58.

6. Are there federal matching requirements? If yes, please explain.

No.

7. Is this a federally mandated program? If yes, please explain.

No.

NEW DECISION ITEM
RANK: _____ OF _____

Department of Economic Development	Budget Unit	43125C
Division: Strategy and Performance		
DI Name: Increase to Broadband IIJA Authority	DI# 1419023	HB Section
		7.110

1. AMOUNT OF REQUEST

	FY 2025 Budget Request			
	GR	Federal	Other	Total
PS	0	0	0	0
EE	0	0	0	0
PSD	0	0	0	0
TRF	0	0	0	0
Total	0	0	0	0

FTE 0.00 0.00 0.00 0.00

Est. Fringe 0 0 0 0

Note: Fringes budgeted in House Bill 5 except for certain fringes budgeted directly to MoDOT, Highway Patrol, and Conservation.

Other Funds:
Non-Counts:

	FY 2025 Governor's Recommendation			
	GR	Federal	Other	Total
PS	0	2,051,184	0	2,051,184
EE	0	266,581	0	266,581
PSD	0	1,507,657,270	0	1,507,657,270
TRF	0	0	0	0
Total	0	1,509,975,035	0	1,509,975,035

FTE 0.00 23.00 0.00 23.00

Est. Fringe 0 1,109,913 0 1,109,913

Note: Fringes budgeted in House Bill 5 except for certain fringes budgeted directly to MoDOT, Highway Patrol, and Conservation.

Other Funds:
Non-Counts:

2. THIS REQUEST CAN BE CATEGORIZED AS:

<input type="checkbox"/> New Legislation	<input type="checkbox"/> New Program	<input type="checkbox"/> Fund Switch
<input type="checkbox"/> Federal Mandate	<input checked="" type="checkbox"/> Program Expansion	<input type="checkbox"/> Cost to Continue
<input type="checkbox"/> GR Pick-Up	<input type="checkbox"/> Space Request	<input type="checkbox"/> Equipment Replacement
<input type="checkbox"/> Pay Plan	<input type="checkbox"/> Other: _____	

3. WHY IS THIS FUNDING NEEDED? PROVIDE AN EXPLANATION FOR ITEMS CHECKED IN #2. INCLUDE THE FEDERAL OR STATE STATUTORY OR CONSTITUTIONAL AUTHORIZATION FOR THIS PROGRAM.

The Bipartisan Infrastructure Law, known as the Infrastructure Investment and Jobs Act (IIJA), Public Law 117-58 allocated \$48.2 billion to the National Telecommunications and Information Administration (NTIA). The Office of Broadband Development (OBD) will apply and take part in two of the four IIJA broadband programs; the Broadband Equity, Access, and Deployment (BEAD) program and the Digital Equity Act (DEA). The BEAD program includes \$42.45 billion (to be divided among states and territories), which provides funding for grants for broadband planning, deployment, mapping, equity, and adoption activities. The DEA program provides \$2.75 billion (divided among states and territories) to further advance federal goals relating to digital equity and digital inclusion. Missouri anticipates receiving \$1,736,302,708.39 in BEAD and \$24,171,446 in DEA funding.

RANK: _____ NEW DECISION ITEM
OF _____

Department of Economic Development	Budget Unit	43125C
Division: Strategy and Performance		
DI Name: Increase to Broadband IJA Authority	DI# 1419023	HB Section
		7.110

4. DESCRIBE THE DETAILED ASSUMPTIONS USED TO DERIVE THE SPECIFIC REQUESTED AMOUNT. (How did you determine that the requested number of FTE were appropriate? From what source or standard did you derive the requested levels of funding? Were alternatives such as outsourcing or automation considered? If based on new legislation, does request tie to TAFP fiscal note? If not, explain why. Detail which portions of the request are one-times and how those amounts were calculated.)

In June of 2023 and following the majority OBD's planning efforts, NTIA announced Missouri's total allocation of BEAD and DEA funding at \$1,760,474,154.39. This total allocation includes the BEAD and DEA planning funds which OBD has been utilizing in FY2023 and FY2024. These funds are expected to be expended by the end of FY2024. In order to have access to the full BEAD and DEA funds OBD requires a total increase in spending authority of \$1,509,975,035 in FY2025, which will decrease over the remaining fiscal years.

5. BREAK DOWN THE REQUEST BY BUDGET OBJECT CLASS, JOB CLASS, AND FUND SOURCE. IDENTIFY ONE-TIME COSTS.

Budget Object Class/Job Class	Dept Req GR DOLLARS	Dept Req GR FTE	Dept Req FED DOLLARS	Dept Req FED FTE	Dept Req OTHER DOLLARS	Dept Req OTHER FTE	Dept Req TOTAL DOLLARS	Dept Req TOTAL FTE	Dept Req One-Time DOLLARS
							0		
							0	0.0	
Total PS	0	0.0	0	0.0	0	0.0	0	0.0	0
							0		
							0		
							0		
Total EE	0		0		0		0		0
Program Distributions							0		
Total PSD	0		0		0		0		0
Transfers									
Total TRF	0		0		0		0		0
Grand Total	0	0.0	0	0.0	0	0.0	0	0.0	0

RANK: _____ NEW DECISION ITEM
OF _____

Department of Economic Development				Budget Unit		43125C			
Division: Strategy and Performance									
DI Name: Increase to Broadband IIJA Authority		DI# 1419023		HB Section		7.110			
Budget Object Class/Job Class	Gov Rec GR DOLLARS	Gov Rec GR FTE	Gov Rec FED DOLLARS	Gov Rec FED FTE	Gov Rec OTHER DOLLARS	Gov Rec OTHER FTE	Gov Rec TOTAL DOLLARS	Gov Rec TOTAL FTE	Gov Rec One-Time DOLLARS
100 / 11GR50 / Grants Manager			590,160	5.0			590,160	5.0	
100 / 11GR30 / Grants Specialist			1,461,024	18.0			1,461,024	18.0	
Total PS	0	0.0	2,051,184	23.0	0	0.0	2,051,184	23.0	0
140 / Travel, In-State			34,500				34,500		
160 / Travel, Out-of-State			34,500				34,500		
190 / Supplies			8,556				8,556		
320 / Professional Development			23,000				23,000		
340 / Communication Serv & Supp			10,212				10,212		
400 / Professional Services			26,082				26,082		
480 / Computer Equipment			16,490				16,490		16,490
580 / Office Equipment			45,241				45,241		45,241
590 / Other Equipment			68,000				68,000		68,000
Total EE	0		266,581		0		266,581		129,731
Program Distributions			1,507,657,270				1,507,657,270		
Total PSD	0		1,507,657,270		0		1,507,657,270		0
Transfers									
Total TRF	0		0		0		0		0
Grand Total	0	0.0	1,509,975,035	23.0	0	0.0	1,509,975,035	23.0	129,731

RANK: _____ NEW DECISION ITEM
OF _____

Department of Economic Development	Budget Unit	43125C
Division: Strategy and Performance		
DI Name: Increase to Broadband IIJA Authority	DI# 1419023	HB Section
		7.110

6. PERFORMANCE MEASURES (If new decision item has an associated core, separately identify projected performance with & without additional funding.)

- | | |
|--|--|
| <p>6a. Provide an activity measure(s) for the program.
See Broadband Grants program description form for activity measures.</p> | <p>6b. Provide a measure(s) of the program's quality.
See Broadband Grants program description form for quality measures.</p> |
| <p>6c. Provide a measure(s) of the program's impact.
See Broadband Grants program description form for impact measures.</p> | <p>6d. Provide a measure(s) of the program's efficiency.
See Broadband Grants program description form for efficiency measures.</p> |

7. STRATEGIES TO ACHIEVE THE PERFORMANCE MEASUREMENT TARGETS:

See Broadband Grants program description form for strategies to achieve the performance measurement targets.

Department of Economic Development

DECISION ITEM DETAIL

Budget Unit	FY 2023	FY 2023	FY 2024	FY 2024	FY 2025	FY 2025	FY 2025	FY 2025
Decision Item	ACTUAL	ACTUAL	BUDGET	BUDGET	DEPT REQ	DEPT REQ	GOV REC	GOV REC
Budget Object Class	DOLLAR	FTE	DOLLAR	FTE	DOLLAR	FTE	DOLLAR	FTE
RURAL BROADBAND GRANT								
Broadband IIJA Spend Authority - 1419023								
GRANTS SPECIALIST	0	0.00	0	0.00	0	0.00	1,461,024	18.00
GRANTS MANAGER	0	0.00	0	0.00	0	0.00	590,160	5.00
TOTAL - PS	0	0.00	0	0.00	0	0.00	2,051,184	23.00
TRAVEL, IN-STATE	0	0.00	0	0.00	0	0.00	34,500	0.00
TRAVEL, OUT-OF-STATE	0	0.00	0	0.00	0	0.00	34,500	0.00
SUPPLIES	0	0.00	0	0.00	0	0.00	8,556	0.00
PROFESSIONAL DEVELOPMENT	0	0.00	0	0.00	0	0.00	23,000	0.00
COMMUNICATION SERV & SUPP	0	0.00	0	0.00	0	0.00	10,212	0.00
PROFESSIONAL SERVICES	0	0.00	0	0.00	0	0.00	26,082	0.00
COMPUTER EQUIPMENT	0	0.00	0	0.00	0	0.00	16,490	0.00
OFFICE EQUIPMENT	0	0.00	0	0.00	0	0.00	45,241	0.00
OTHER EQUIPMENT	0	0.00	0	0.00	0	0.00	68,000	0.00
TOTAL - EE	0	0.00	0	0.00	0	0.00	266,581	0.00
PROGRAM DISTRIBUTIONS	0	0.00	0	0.00	0	0.00	1,507,657,270	0.00
TOTAL - PD	0	0.00	0	0.00	0	0.00	1,507,657,270	0.00
GRAND TOTAL	\$0	0.00	\$0	0.00	\$0	0.00	\$1,509,975,035	23.00
GENERAL REVENUE	\$0	0.00	\$0	0.00	\$0	0.00	\$0	0.00
FEDERAL FUNDS	\$0	0.00	\$0	0.00	\$0	0.00	\$1,509,975,035	23.00
OTHER FUNDS	\$0	0.00	\$0	0.00	\$0	0.00	\$0	0.00

CORE DECISION ITEM

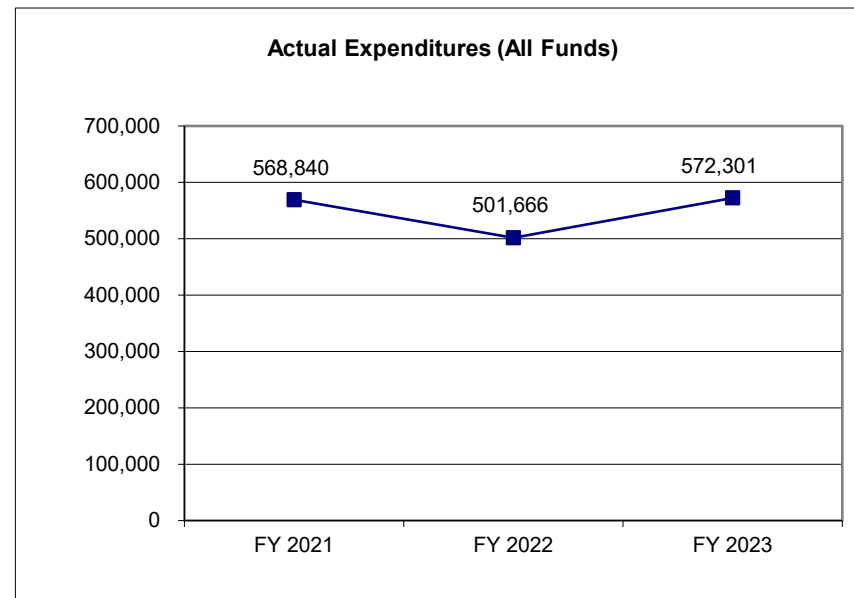
Department: Economic Development					Budget Unit 43130C				
Division: Strategy and Performance									
Core: Office of the Military Advocate					HB Section 7.120				
1. CORE FINANCIAL SUMMARY									
FY 2025 Budget Request					FY 2025 Governor's Recommendation				
	GR	Federal	Other	Total		GR	Federal	Other	Total
PS	196,986	0	0	196,986	PS	196,986	0	0	196,986
EE	50,164	0	0	50,164	EE	50,164	0	0	50,164
PSD	390,120	0	0	390,120	PSD	390,120	0	0	390,120
TRF	0	0	0	0	TRF	0	0	0	0
Total	637,270	0	0	637,270	Total	637,270	0	0	637,270
FTE	1.50	0.00	0.00	1.50	FTE	1.50	0.00	0.00	1.50
Est. Fringe	95,945	0	0	95,945	Est. Fringe	95,945	0	0	95,945
Note: Fringes budgeted in House Bill 5 except for certain fringes budgeted directly to MoDOT, Highway Patrol, and Conservation.					Note: Fringes budgeted in House Bill 5 except for certain fringes budgeted directly to MoDOT, Highway Patrol, and Conservation.				
Other Funds:					Other Funds:				
2. CORE DESCRIPTION									
<p>The Office of the Military Advocate (including consultants working on behalf of the Military Advocate), and the Missouri Military Preparedness and Enhancement Commission (MMPEC), work in concert with governments and private sector stakeholders around the state and nation on strategies to achieve the following goals:</p> <ul style="list-style-type: none">• Preserve and enhance the military installations, missions and defense agencies located in Missouri;• Create a more supportive environment for military Service members and their families; and• Support the retention and growth of Missouri's defense and national security businesses. <p>A high priority of the program is to continue to work with Missouri's military installations and defense agencies, and the Missouri communities in which they operate, to prepare for possible cuts in the federal defense budget in FY2024, FY2025 and FY2026 and to anticipate and take advantage of military reorganizations. Additional priorities are to help Missouri defense and national security businesses increase their opportunities for expansion, increase the number of separating Service members who choose to live and work in Missouri, and better connect military spouses with job opportunities. MMPEC, a Governor-appointed commission, is required to prepare a biennial strategic plan, which sets goals for the Military Advocate and its consultants and tracks performance.</p>									
3. PROGRAM LISTING (list programs included in this core funding)									
Office of the Military Advocate									

CORE DECISION ITEM

Department: Economic Development	Budget Unit <u>43130C</u>
Division: Strategy and Performance	
Core: Office of the Military Advocate	HB Section <u>7.120</u>

4. FINANCIAL HISTORY

	FY 2021 Actual	FY 2022 Actual	FY 2023 Actual	FY 2024 Current Yr.
Appropriation (All Funds)	608,524	610,208	621,340	637,270
Less Reverted (All Funds)	(18,256)	(18,307)	(18,641)	(19,118)
Less Restricted (All Funds)*				
Budget Authority (All Funds)	590,268	591,901	602,699	618,152
Actual Expenditures (All Funds)	568,840	501,666	572,301	N/A
Unexpended (All Funds)	21,428	90,235	30,398	N/A
Unexpended, by Fund:				
General Revenue	21,428	90,235	30,398	N/A
Federal	0	0	0	N/A
Other	0	0	0	N/A
	(1)	(2)	(3)	



*Restricted amount is as of: _____

Reverted includes Governor's standard 3 percent reserve (when applicable).

Restricted includes any extraordinary expenditure restrictions (when applicable).

NOTES:

- (1) \$34,146 was restricted in July 2020, but was released in March 2021; therefore, not all funding was able to be expended.
- (2) Unexpended funds are due to four months between previous Military Advocate retiring and new Military Advocate appointment, resulting in a significant reduction in employee and travel expenses.
- (3) Unexpended funds due to a hold placed on funds in anticipation of NSC grant being approved by the Department of Defense before the end of FY2023, which was not approved until July 2023.

CORE RECONCILIATION DETAIL

DEPARTMENT OF ECONOMIC DEVELOPMENT MILITARY ADVOCATE

5. CORE RECONCILIATION DETAIL

	Budget Class	FTE	GR	Federal	Other	Total	Explanation
TAFP AFTER VETOES							
	PS	1.50	196,986	0	0	196,986	
	EE	0.00	50,164	0	0	50,164	
	PD	0.00	390,120	0	0	390,120	
	Total	1.50	637,270	0	0	637,270	
DEPARTMENT CORE REQUEST							
	PS	1.50	196,986	0	0	196,986	
	EE	0.00	50,164	0	0	50,164	
	PD	0.00	390,120	0	0	390,120	
	Total	1.50	637,270	0	0	637,270	
GOVERNOR'S RECOMMENDED CORE							
	PS	1.50	196,986	0	0	196,986	
	EE	0.00	50,164	0	0	50,164	
	PD	0.00	390,120	0	0	390,120	
	Total	1.50	637,270	0	0	637,270	

Department of Economic Development

DECISION ITEM SUMMARY

Budget Unit								
Decision Item	FY 2023	FY 2023	FY 2024	FY 2024	FY 2025	FY 2025	FY 2025	FY 2025
Budget Object Summary	ACTUAL	ACTUAL	BUDGET	BUDGET	DEPT REQ	DEPT REQ	GOV REC	GOV REC
Fund	DOLLAR	FTE	DOLLAR	FTE	DOLLAR	FTE	DOLLAR	FTE
MILITARY ADVOCATE								
CORE								
PERSONAL SERVICES								
GENERAL REVENUE	168,968	1.96	196,986	1.50	196,986	1.50	196,986	1.50
TOTAL - PS	168,968	1.96	196,986	1.50	196,986	1.50	196,986	1.50
EXPENSE & EQUIPMENT								
GENERAL REVENUE	52,888	0.00	50,164	0.00	50,164	0.00	50,164	0.00
TOTAL - EE	52,888	0.00	50,164	0.00	50,164	0.00	50,164	0.00
PROGRAM-SPECIFIC								
GENERAL REVENUE	350,445	0.00	390,120	0.00	390,120	0.00	390,120	0.00
TOTAL - PD	350,445	0.00	390,120	0.00	390,120	0.00	390,120	0.00
TOTAL	572,301	1.96	637,270	1.50	637,270	1.50	637,270	1.50
Pay Plan - 0000012								
PERSONAL SERVICES								
GENERAL REVENUE	0	0.00	0	0.00	0	0.00	6,304	0.00
TOTAL - PS	0	0.00	0	0.00	0	0.00	6,304	0.00
TOTAL	0	0.00	0	0.00	0	0.00	6,304	0.00
GRAND TOTAL	\$572,301	1.96	\$637,270	1.50	\$637,270	1.50	\$643,574	1.50

1/24/24 11:45

im_disummary

FLEXIBILITY REQUEST FORM

BUDGET UNIT NUMBER: 43130C BUDGET UNIT NAME: Military Advocate HOUSE BILL SECTION: 7.120	DEPARTMENT: Economic Development DIVISION: Strategy and Performance
1. Provide the amount by fund of personal service flexibility and the amount by fund of expense and equipment flexibility you are requesting in dollar and percentage terms and explain why the flexibility is needed. If flexibility is being requested among divisions, provide the amount by fund of flexibility you are requesting in dollar and percentage terms and explain why the flexibility is needed.	
DEPARTMENT REQUEST	
<p>The department is requesting 5% flexibility between the Personal Service and/or Expense and Equipment appropriation. This flexibility is needed to ensure our ability to immediately address any identified operational modifications in order to provide the highest quality services to Missourians.</p> <p>- Military Advocate PS (0101) - \$196,986 x 5% = \$9,849 and Military Advocate EE (0101) - \$440,284 x 5% = \$22,014</p>	
2. Estimate how much flexibility will be used for the budget year. How much flexibility was used in the Prior Year Budget and the Current Year Budget? Please specify the amount.	
PRIOR YEAR ACTUAL AMOUNT OF FLEXIBILITY USED	CURRENT YEAR ESTIMATED AMOUNT OF FLEXIBILITY THAT WILL BE USED
\$0	Expenditures in PS and E&E will differ annually based on needs to cover operational expenses, address emergency and changing situations, etc.
3. Please explain how flexibility was used in the prior and/or current years.	
PRIOR YEAR EXPLAIN ACTUAL USE	CURRENT YEAR EXPLAIN PLANNED USE
N/A	N/A

Department of Economic Development

DECISION ITEM DETAIL

Budget Unit	FY 2023	FY 2023	FY 2024	FY 2024	FY 2025	FY 2025	FY 2025	FY 2025
Decision Item	ACTUAL	ACTUAL	BUDGET	BUDGET	DEPT REQ	DEPT REQ	GOV REC	GOV REC
Budget Object Class	DOLLAR	FTE	DOLLAR	FTE	DOLLAR	FTE	DOLLAR	FTE
MILITARY ADVOCATE								
CORE								
DESIGNATED PRINCIPAL ASST DIV	119,197	1.00	153,557	1.00	153,557	1.00	153,557	1.00
ECONOMIC DEVLPMNT PROFESSIONAL	1,660	0.04	43,429	0.50	43,429	0.50	43,429	0.50
ECONOMIC DEVELOPMENT SPEC	48,111	0.92	0	0.00	0	0.00	0	0.00
TOTAL - PS	168,968	1.96	196,986	1.50	196,986	1.50	196,986	1.50
TRAVEL, IN-STATE	19,709	0.00	4,399	0.00	4,399	0.00	4,399	0.00
TRAVEL, OUT-OF-STATE	8,807	0.00	8,569	0.00	8,569	0.00	8,569	0.00
SUPPLIES	1,257	0.00	33,151	0.00	33,151	0.00	33,151	0.00
PROFESSIONAL DEVELOPMENT	6,599	0.00	41	0.00	41	0.00	41	0.00
COMMUNICATION SERV & SUPP	1,884	0.00	3,679	0.00	3,679	0.00	3,679	0.00
PROFESSIONAL SERVICES	11,200	0.00	20	0.00	20	0.00	20	0.00
OTHER EQUIPMENT	2,962	0.00	224	0.00	224	0.00	224	0.00
MISCELLANEOUS EXPENSES	470	0.00	81	0.00	81	0.00	81	0.00
TOTAL - EE	52,888	0.00	50,164	0.00	50,164	0.00	50,164	0.00
PROGRAM DISTRIBUTIONS	350,445	0.00	390,120	0.00	390,120	0.00	390,120	0.00
TOTAL - PD	350,445	0.00	390,120	0.00	390,120	0.00	390,120	0.00
GRAND TOTAL	\$572,301	1.96	\$637,270	1.50	\$637,270	1.50	\$637,270	1.50
GENERAL REVENUE	\$572,301	1.96	\$637,270	1.50	\$637,270	1.50	\$637,270	1.50
FEDERAL FUNDS	\$0	0.00	\$0	0.00	\$0	0.00	\$0	0.00
OTHER FUNDS	\$0	0.00	\$0	0.00	\$0	0.00	\$0	0.00

PROGRAM DESCRIPTION

Department: Economic Development

HB Section(s): 7.120

Program Name: Office of the Military Advocate

Program is found in the following core budget(s): Office of the Military Advocate

1a. What strategic priority does this program address?

Business, Community, and Workforce Development

1b. What does this program do?

Leads state economic development efforts to:

- assist communities in preserving and enhancing military installations, missions and agencies;
- increase the number of transitioning military service members and families who stay in Missouri after separation;
- support the retention and growth of Missouri defense and national security businesses; and
- prepare for a Base Realignment and Closure (BRAC) process or a similar basing action that negatively impacts Missouri.

2a. Provide an activity measure(s) for the program.

	FY2021		FY2022		FY2023		FY2024	FY2025	FY2026
	Projected	Actual	Projected	Actual	Projected	Actual	Projected	Projected	Projected
Interactions with key military installation and agency influencers	120	90	120	95	100	147	130	135	145
Interactions with key Missouri defense businesses	35	29	36	16	25	38	30	35	40

Note 1: Measure 1 is calculated based on the number of in-person or telephone interactions with military and federal agency leaders, community support organizations, members of Congress, Congressional Committee staff, and leaders of advocacy and education organizations who are key to influencing whether military installations, agencies and missions are retained or grow in Missouri.

Note 2: Measure 2 was calculated based on the number of in-person and telephone interactions with Missouri defense businesses.

Note 3: FY2022 results impacted by gap between the retirement of the former Missouri Military Advocate (September 2021) and the appointment of the new Missouri Military Advocate (January 2022). FY2023 results were significantly above projections due to the end of the pandemic.

PROGRAM DESCRIPTION

Department: Economic Development

HB Section(s): 7.120

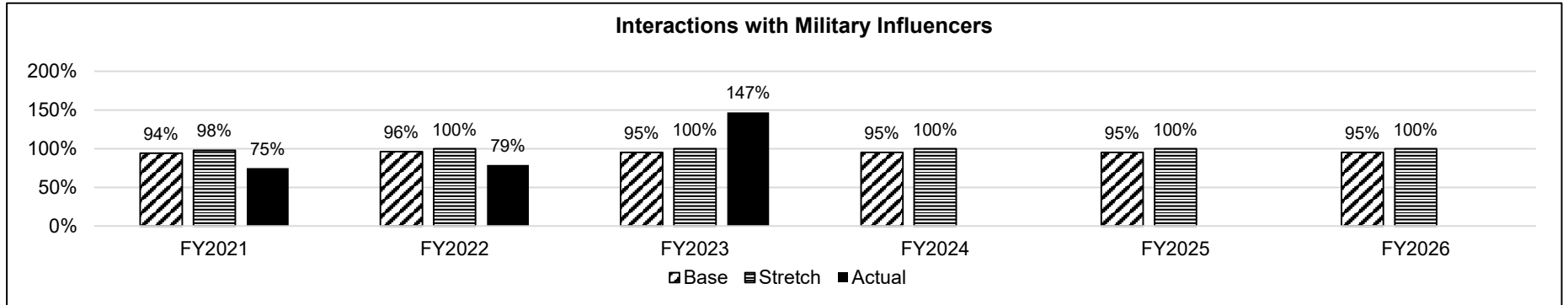
Program Name: Office of the Military Advocate

Program is found in the following core budget(s): Office of the Military Advocate

2b. Provide a measure(s) of the program's quality.

The Missouri Military Preparedness and Enhancement Commission (MMPEC) approves and adopts the two-year strategic plan produced in partnership with the Missouri Military Advocate (MMA). MMPEC adopted the 2022-2024 strategic plan December 2022, thereby replacing the 2020-2022 plan. Updated plans and activities by the MMA are reviewed by MMPEC during quarterly MMPEC meetings. MMPEC completed the MMA performance evaluation in March 2023 and approved the MMA unanimously as successful across all criteria.

2c. Provide a measure(s) of the program's impact.



Note 1: Reflects the percentage of the identified key influencers with whom the Missouri Military Advocate (MMA) and its consultants have in-person and telephone interactions regarding opportunities and threats related to Missouri military installations, agencies and missions. The contacts occur both inside and outside of Missouri and are aimed at building recognition of the military's importance in Missouri and to achieve specific outcomes as specified in the Military and Defense Strategic Plan.

Note 2: In FY2022 due to retirement of the previous MMA, a new MMA was appointed January 3, 2022. The new MMA has been identifying military and federal agency leaders, community/installation support organizations, members of Congress, professional staff of Congressional committees, and leaders of advocacy and education organizations who are key to influencing whether military installations, agencies and missions are retained or grow in Missouri. Most military services leadership positions have a regular cycle of turn-over. This cycle ensures stability in military leadership, but it requires diligence to continually build and re-build relationships with military decision makers. The expectation is that 95% of influencers will be contacted annually.

PROGRAM DESCRIPTION

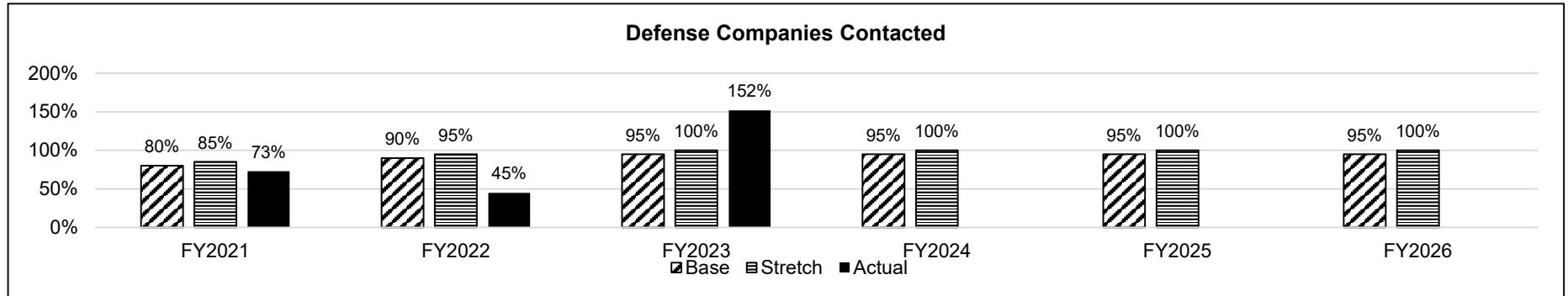
Department: Economic Development

HB Section(s): 7.120

Program Name: Office of the Military Advocate

Program is found in the following core budget(s): Office of the Military Advocate

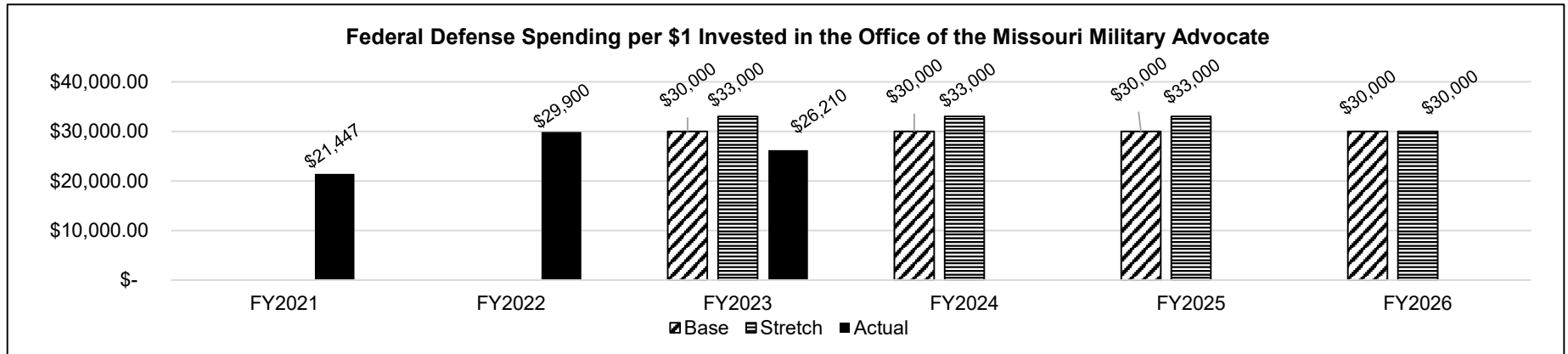
2c. Provide a measure(s) of the program's impact. (continued)



Note 1: Reflects the percentage of 40 Missouri defense companies where the Missouri Military Advocate (MMA) and its consultants have had at least one quality interaction with key influencers. Key influencers are those company leaders who can influence decisions regarding growth and expansion of defense business investments and/or jobs in Missouri.

Note 2: FY2022 results were impacted by the 4-month gap between the retirement of the former MMA and the appointment of the new MMA.

2d. Provide a measure(s) of the program's efficiency.



Note: This was a new measure for FY2023 comparing Missouri's Military Advocate spending compared to federal defense spending. According to Office of Local Defense Community Cooperation (OLDCC) annual reports, the Federal Defense spending in Missouri was \$15 billion in FY2020. The actual spending in FY2021 was \$12.2 billion. However, it was an unusual reduction and believe it will return near the FY2019 and FY2020 amount.

**OLDCC report has two year delay for reporting spending; thus, the federal spending for FY2022 and beyond has been estimated at \$15 billion.*

PROGRAM DESCRIPTION

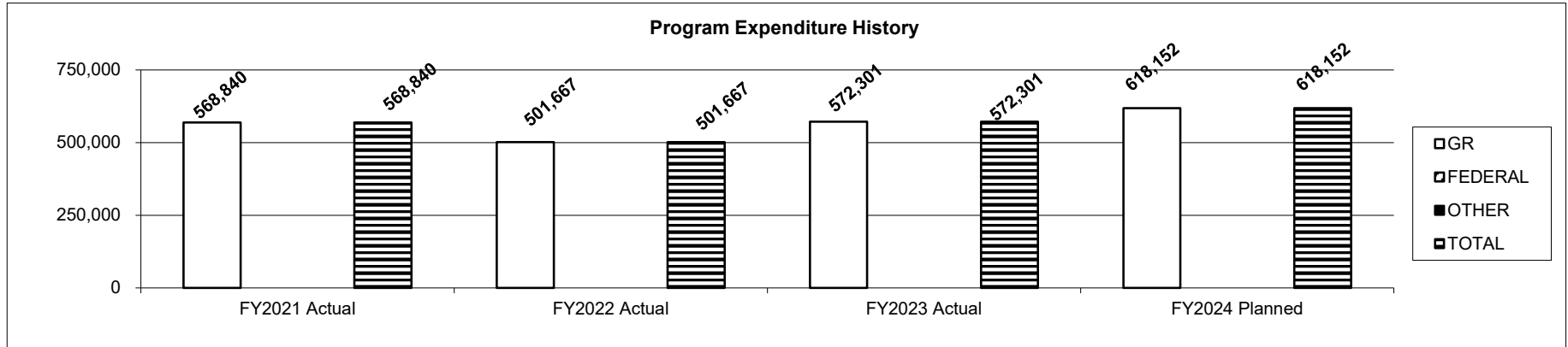
Department: Economic Development

HB Section(s): 7.120

Program Name: Office of the Military Advocate

Program is found in the following core budget(s): Office of the Military Advocate

3. Provide actual expenditures for the prior three fiscal years and planned expenditures for the current fiscal year. *(Note: Amounts do not include fringe benefit costs.)*



Note: Planned Expenditures for GR reflects 3% Governor's Reserve.

4. What are the sources of the "Other " funds?

N/A

5. What is the authorization for this program, i.e., federal or state statute, etc.? (Include the federal program number, if applicable.)

Section 41.1012 RSMo (Office of Military Advocate) and Section 41.1010 RSMo (Missouri Military Preparedness and Enhancement Commission)

6. Are there federal matching requirements? If yes, please explain.

No.

7. Is this a federally mandated program? If yes, please explain.

No.

CORE DECISION ITEM

Department: Economic Development					Budget Unit <u>43131C</u>														
Division: Strategy and Performance Division																			
Core: National Security Crossroads					HB Section <u>7.120</u>														
1. CORE FINANCIAL SUMMARY																			
FY 2025 Budget Request					FY 2025 Governor's Recommendation														
	GR	Federal	Other	Total		GR	Federal	Other	Total										
PS	0	0	0	0	PS	0	0	0	0										
EE	0	548,757	0	548,757	EE	0	548,757	0	548,757										
PSD	0	0	0	0	PSD	0	0	0	0										
TRF	0	0	0	0	TRF	0	0	0	0										
Total	0	548,757	0	548,757	Total	0	548,757	0	548,757										
FTE	0.00	0.00	0.00	0.00	FTE	0.00	0.00	0.00	0.00										
<table border="1" style="width: 100%; border-collapse: collapse;"> <tr> <td style="width: 15%; padding: 2px;">Est. Fringe</td> <td style="width: 15%; text-align: center; padding: 2px;">0</td> <td style="width: 15%; text-align: center; padding: 2px;">0</td> <td style="width: 15%; text-align: center; padding: 2px;">0</td> <td style="width: 15%; text-align: center; padding: 2px;">0</td> </tr> </table>					Est. Fringe	0	0	0	0	<table border="1" style="width: 100%; border-collapse: collapse;"> <tr> <td style="width: 15%; padding: 2px;">Est. Fringe</td> <td style="width: 15%; text-align: center; padding: 2px;">0</td> <td style="width: 15%; text-align: center; padding: 2px;">0</td> <td style="width: 15%; text-align: center; padding: 2px;">0</td> <td style="width: 15%; text-align: center; padding: 2px;">0</td> </tr> </table>					Est. Fringe	0	0	0	0
Est. Fringe	0	0	0	0															
Est. Fringe	0	0	0	0															
<i>Note: Fringes budgeted in House Bill 5 except for certain fringes budgeted directly to MoDOT, Highway Patrol, and Conservation.</i>					<i>Note: Fringes budgeted in House Bill 5 except for certain fringes budgeted directly to MoDOT, Highway Patrol, and Conservation.</i>														
Other Funds:					Other Funds:														
Notes:					Notes:														
2. CORE DESCRIPTION																			
<p>This program allows the Department of Economic Development (DED) to serve as a fiscal agent for the Office of Local Defense Community Cooperation (OLDCC) grant in support of the National Security Crossroads (NSC). The NSC is a regional branding effort across Missouri and Kansas that seeks to brand the two-state region as a national security strength and home for new national security missions, educate federal legislators on the value of the Crossroads, and share best practices to enable members of the Crossroads to be agile and resilient. The grant will be used to achieve the following objectives: (1) retain and expand existing federal national security missions, (2) improve workforce attraction/retention and drive economic growth, (3) increase regional federal agency interaction to speed problem solving and save federal budget dollars, (4) improve veteran hiring by 1%, and (5) attract a new federal mission. Grant activities include recruiting and engaging dedicated project staff; outreach, research, analysis, and planning; and community engagement.</p>																			
3. PROGRAM LISTING (list programs included in this core funding)																			
Federal Grant/Donations Fund																			

CORE RECONCILIATION DETAIL

**DEPARTMENT OF ECONOMIC DEVELOPMENT
MILITARY ADVOCATE FED GRANT**

5. CORE RECONCILIATION DETAIL

	Budget Class	FTE	GR	Federal	Other	Total	Explanation
TAFP AFTER VETOES							
	EE	0.00	0	548,757	0	548,757	
	Total	0.00	0	548,757	0	548,757	
DEPARTMENT CORE REQUEST							
	EE	0.00	0	548,757	0	548,757	
	Total	0.00	0	548,757	0	548,757	
GOVERNOR'S RECOMMENDED CORE							
	EE	0.00	0	548,757	0	548,757	
	Total	0.00	0	548,757	0	548,757	

Department of Economic Development

DECISION ITEM SUMMARY

Budget Unit								
Decision Item	FY 2023	FY 2023	FY 2024	FY 2024	FY 2025	FY 2025	FY 2025	FY 2025
Budget Object Summary	ACTUAL	ACTUAL	BUDGET	BUDGET	DEPT REQ	DEPT REQ	GOV REC	GOV REC
Fund	DOLLAR	FTE	DOLLAR	FTE	DOLLAR	FTE	DOLLAR	FTE
MILITARY ADVOCATE FED GRANT								
CORE								
EXPENSE & EQUIPMENT								
DED-ED PROGRAMS-FEDERAL OTHER	0	0.00	548,757	0.00	548,757	0.00	548,757	0.00
TOTAL - EE	0	0.00	548,757	0.00	548,757	0.00	548,757	0.00
TOTAL	0	0.00	548,757	0.00	548,757	0.00	548,757	0.00
GRAND TOTAL	\$0	0.00	\$548,757	0.00	\$548,757	0.00	\$548,757	0.00

Department of Economic Development

DECISION ITEM DETAIL

Budget Unit	FY 2023	FY 2023	FY 2024	FY 2024	FY 2025	FY 2025	FY 2025	FY 2025
Decision Item	ACTUAL	ACTUAL	BUDGET	BUDGET	DEPT REQ	DEPT REQ	GOV REC	GOV REC
Budget Object Class	DOLLAR	FTE	DOLLAR	FTE	DOLLAR	FTE	DOLLAR	FTE
MILITARY ADVOCATE FED GRANT								
CORE								
PROFESSIONAL SERVICES	0	0.00	548,757	0.00	548,757	0.00	548,757	0.00
TOTAL - EE	0	0.00	548,757	0.00	548,757	0.00	548,757	0.00
GRAND TOTAL	\$0	0.00	\$548,757	0.00	\$548,757	0.00	\$548,757	0.00
GENERAL REVENUE	\$0	0.00	\$0	0.00	\$0	0.00	\$0	0.00
FEDERAL FUNDS	\$0	0.00	\$548,757	0.00	\$548,757	0.00	\$548,757	0.00
OTHER FUNDS	\$0	0.00	\$0	0.00	\$0	0.00	\$0	0.00

PROGRAM DESCRIPTION	
Department: Economic Development	HB Section(s): <u>7.120</u>
Program Name: National Security Crossroads	
Program is found in the following core budget(s): National Security Crossroads	
<p>1a. What strategic priority does this program address? Business, Community, and Workforce Development</p> <p>1b. What does this program do? The National Security Crossroads is a regional branding effort across Missouri and Kansas that seeks to brand the two-state region as a national security strength and home for new national security missions, educate federal legislators on the value of the Crossroads, and share best practices to enable members of the Crossroads to be agile and resilient. The grant will be used to achieve the following objectives: (1) retain and expand existing federal national security missions, (2) improve workforce attraction/retention and drive economic growth, (3) increase regional federal agency interaction to speed problem solving and save federal budget dollars, (4) improve veteran hiring by 1%, and (5) attract a new federal mission. Grant activities will include recruiting and engaging dedicated project staff; outreach, research, analysis, and planning; and community engagement.</p> <p>2a. Provide an activity measure(s) for the program. Activity measures are under development.</p> <p>2b. Provide a measure(s) of the program's quality. Quality measures are under development.</p> <p>2c. Provide a measure(s) of the program's impact. 1. Retention and expansion of existing federal national security missions; 2. Improve workforce attraction / retention and drive economic growth; 3. Increase regional federal agency interaction to speed problem solving and save federal budget dollars; 4. Improve veteran hiring by 1%; and 5. Attraction of new federal mission.</p> <p>2d. Provide a measure(s) of the program's efficiency. Efficiency measures are under development.</p>	

PROGRAM DESCRIPTION


Department: Economic Development

HB Section(s): 7.120

Program Name: National Security Crossroads

Program is found in the following core budget(s): National Security Crossroads

- 3. Provide actual expenditures for the prior three fiscal years and planned expenditures for the current fiscal year. (Note: Amounts do not include fringe benefit costs.)**



- 4. What are the sources of the "Other " funds?**

N/A

- 5. What is the authorization for this program, i.e., federal or state statute, etc.? (Include the federal program number, if applicable.)**

U.S. Department of Defense, Office of Local Defense Community Cooperation (OLDCC)

- 6. Are there federal matching requirements? If yes, please explain.**

No.

- 7. Is this a federally mandated program? If yes, please explain.**

No.

CORE DECISION ITEM

Department:	Economic Development	Budget Unit	43135C
Division:	Strategy and Performance		
Core:	Military Community Reinvestment Program	HB Section	7.125

1. CORE FINANCIAL SUMMARY									
FY 2025 Budget Request					FY 2025 Governor's Recommendation				
	GR	Federal	Other	Total		GR	Federal	Other	Total
PS	0	0	0	0	PS	0	0	0	0
EE	0	0	0	0	EE	0	0	0	0
PSD	300,000	0	0	300,000	PSD	300,000	0	0	300,000
TRF	0	0	0	0	TRF	0	0	0	0
Total	300,000	0	0	300,000	Total	300,000	0	0	300,000
FTE	0.00	0.00	0.00	0.00	FTE	0.00	0.00	0.00	0.00

Est. Fringe	0	0	0	0
<i>Note: Fringes budgeted in House Bill 5 except for certain fringes budgeted directly to MoDOT, Highway Patrol, and Conservation.</i>				

Other Funds:	Other Funds:
--------------	--------------

2. CORE DESCRIPTION
<p>This is the core appropriation for the Missouri Military Community Reinvestment Act created in 2018 under Section 620.3300, RSMo. The purpose of the program is to assist military communities in working cooperatively with the Department of Economic Development (DED) and the Missouri Military Advocate (MMA), supporting and sustaining their installations, to encourage communities to initiate coordinated response programs and action plans in advance of federal government base re-alignment and closure decisions (BRAC), and to support community efforts to attract new or expanded military missions.</p> <p>The matching grant funds are administered in cooperation with the Missouri Military Preparedness and Enhancement Commission (MMPEC) to help non-profit organizations and local governments by ensuring that they have the capacity and expertise that enables them to implement strategies to retain and grow military and defense investments and jobs.</p>

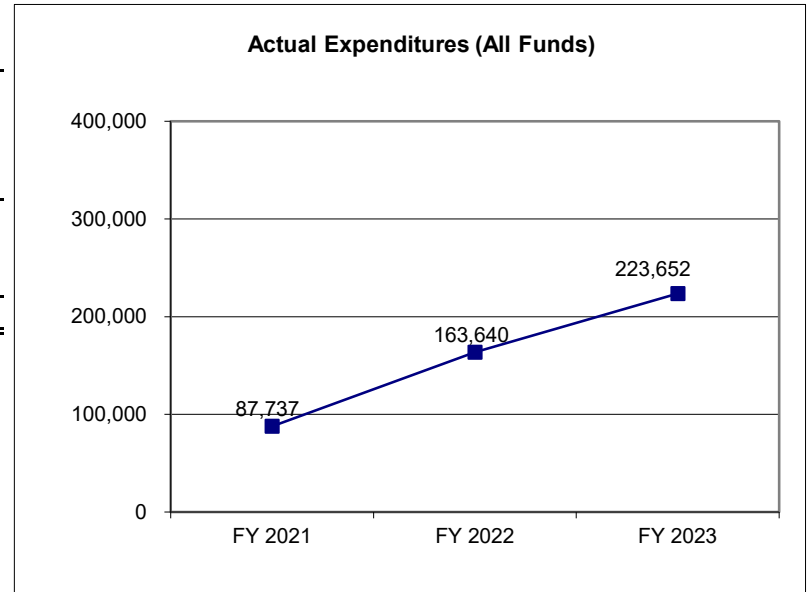
3. PROGRAM LISTING (list programs included in this core funding)
Missouri Military Community Reinvestment Program

CORE DECISION ITEM

Department:	Economic Development	Budget Unit	43135C
Division:	Strategy and Performance		
Core:	Military Community Reinvestment Program	HB Section	7.125

4. FINANCIAL HISTORY

	FY 2021 Actual	FY 2022 Actual	FY 2023 Actual	FY 2024 Current Yr.
Appropriation (All Funds)	110,698	300,000	300,000	300,000
Less Reverted (All Funds)	(3,321)	(9,000)	(9,000)	(9,000)
Less Restricted (All Funds)*	0			
Budget Authority (All Funds)	107,377	291,000	291,000	291,000
Actual Expenditures (All Funds)	87,737	163,640	223,652	N/A
Unexpended (All Funds)	19,640	127,360	67,348	N/A
Unexpended, by Fund:				
General Revenue	19,640	127,360	67,348	N/A
Federal	0	0	0	N/A
Other	0	0	0	N/A



*Restricted amount is as of: _____

Reverted includes Governor's standard 3 percent reserve (when applicable).
 Restricted includes any extraordinary expenditure restrictions (when applicable).

NOTES:

CORE RECONCILIATION DETAIL

**DEPARTMENT OF ECONOMIC DEVELOPMENT
MILITARY REINVESTMENT GRANTS**

5. CORE RECONCILIATION DETAIL

	Budget Class	FTE	GR	Federal	Other	Total	Explanation
TAFP AFTER VETOES							
	PD	0.00	300,000	0	0	300,000	
	Total	0.00	300,000	0	0	300,000	
DEPARTMENT CORE REQUEST							
	PD	0.00	300,000	0	0	300,000	
	Total	0.00	300,000	0	0	300,000	
GOVERNOR'S RECOMMENDED CORE							
	PD	0.00	300,000	0	0	300,000	
	Total	0.00	300,000	0	0	300,000	

Department of Economic Development

DECISION ITEM SUMMARY

Budget Unit								
Decision Item	FY 2023	FY 2023	FY 2024	FY 2024	FY 2025	FY 2025	FY 2025	FY 2025
Budget Object Summary	ACTUAL	ACTUAL	BUDGET	BUDGET	DEPT REQ	DEPT REQ	GOV REC	GOV REC
Fund	DOLLAR	FTE	DOLLAR	FTE	DOLLAR	FTE	DOLLAR	FTE
MILITARY REINVESTMENT GRANTS								
CORE								
PROGRAM-SPECIFIC								
GENERAL REVENUE	223,652	0.00	300,000	0.00	300,000	0.00	300,000	0.00
TOTAL - PD	223,652	0.00	300,000	0.00	300,000	0.00	300,000	0.00
TOTAL	223,652	0.00	300,000	0.00	300,000	0.00	300,000	0.00
GRAND TOTAL	\$223,652	0.00	\$300,000	0.00	\$300,000	0.00	\$300,000	0.00

Department of Economic Development

DECISION ITEM DETAIL

Budget Unit	FY 2023	FY 2023	FY 2024	FY 2024	FY 2025	FY 2025	FY 2025	FY 2025
Decision Item	ACTUAL	ACTUAL	BUDGET	BUDGET	DEPT REQ	DEPT REQ	GOV REC	GOV REC
Budget Object Class	DOLLAR	FTE	DOLLAR	FTE	DOLLAR	FTE	DOLLAR	FTE
MILITARY REINVESTMENT GRANTS								
CORE								
PROGRAM DISTRIBUTIONS	223,652	0.00	300,000	0.00	300,000	0.00	300,000	0.00
TOTAL - PD	223,652	0.00	300,000	0.00	300,000	0.00	300,000	0.00
GRAND TOTAL	\$223,652	0.00	\$300,000	0.00	\$300,000	0.00	\$300,000	0.00
GENERAL REVENUE	\$223,652	0.00	\$300,000	0.00	\$300,000	0.00	\$300,000	0.00
FEDERAL FUNDS	\$0	0.00	\$0	0.00	\$0	0.00	\$0	0.00
OTHER FUNDS	\$0	0.00	\$0	0.00	\$0	0.00	\$0	0.00

PROGRAM DESCRIPTION

Department: Economic Development

HB Section(s): 7.125

Program Name: Military Community Reinvestment Program

Program is found in the following core budget(s): Military Community Reinvestment Program

1a. What strategic priority does this program address?

Community Development

1b. What does this program do?

The purpose of the program is to make matching grants that enable qualifying non-profit organizations and local governments to implement economic development strategies designed to retain and grow investments and jobs at military installations and defense agencies. These strategies are to be implemented in cooperation with the Military Advocate and the Missouri Military Preparedness and Enhancement Commission (MMPEC).

2a. Provide an activity measure(s) for the program.

	FY2021 Actual	FY2022 Projected	FY2022 Actual	FY2023 Projected	FY2023 Actual	FY2024 Projected	FY2025 Projected	FY2026 Projected
Grants awarded to qualifying Missouri non-profit organizations and local governments	2	2	2	3	2	3	3	3

2b. Provide a measure(s) of the program's quality.

This measure is under development.

2c. Provide a measure(s) of the program's impact.

The Military Community Reinvestment Grant (MCRG) enhances military communities' efforts to improve competitive positioning in retaining and attracting installation missions through research and strategic planning. This includes identifying and understanding key issues that include, but are not limited to, housing, education and child care.

2d. Provide a measure(s) of the program's efficiency.

DED leverages its existing community finance program staff to receive and review applications and present them to MMPEC to approve (or not approve) each application. No dedicated DED or Missouri Military Advocate staff is needed to administer the program.

PROGRAM DESCRIPTION

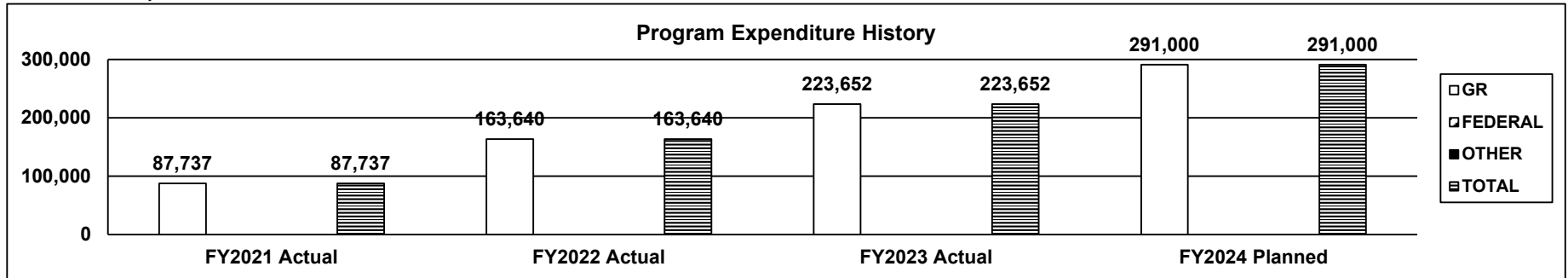
Department: Economic Development

HB Section(s): 7.125

Program Name: Military Community Reinvestment Program

Program is found in the following core budget(s): Military Community Reinvestment Program

3. Provide actual expenditures for the prior three fiscal years and planned expenditures for the current fiscal year. *(Note: Amounts do not include fringe benefit costs.)*



Note: Planned Expenditures for GR reflects 3% Governor's Reserve.

4. What are the sources of the "Other " funds?

N/A

5. What is the authorization for this program, i.e., federal or state statute, etc.? (Include the federal program number, if applicable.)

Sections 41.1010 and 620.3300, RSMo

6. Are there federal matching requirements? If yes, please explain.

No.

7. Is this a federally mandated program? If yes, please explain.

No.

CORE DECISION ITEM

Department:	Economic Development	Budget Unit	42460C
Division:	Tourism		
Core:	Tourism Supplemental Revenue Fund Transfer	HB Section	7.130

1. CORE FINANCIAL SUMMARY

	FY 2025 Budget Request			
	GR	Federal	Other	Total
PS	0	0	0	0
EE	0	0	0	0
PSD	0	0	0	0
TRF	23,435,206	0	0	23,435,206
Total	23,435,206	0	0	23,435,206

FTE 0.00 0.00 0.00 0.00

Est. Fringe	0	0	0	0
--------------------	---	---	---	---

Note: Fringes budgeted in House Bill 5 except for certain fringes budgeted directly to MoDOT, Highway Patrol, and Conservation.

	FY 2025 Governor's Recommendation			
	GR	Fed	Other	Total
PS	0	0	0	0
EE	0	0	0	0
PSD	0	0	0	0
TRF	23,435,206	0	0	23,435,206
Total	23,435,206	0	0	23,435,206

FTE 0.00 0.00 0.00 0.00

Est. Fringe	0	0	0	0
--------------------	---	---	---	---

Note: Fringes budgeted in House Bill 5 except for certain fringes budgeted directly to MoDOT, Highway Patrol, and Conservation.

Other Funds:

Other Funds:

2. CORE DESCRIPTION

This core decision item is the General Revenue transfer that provides funding to the Tourism Supplemental Revenue Fund, which is the source of funding for the Division of Tourism and the Missouri Film Office. The authority for the Division of Tourism Statewide Tourism Marketing Program is provided for in Sections 620.450 through 620.467, RSMo. The authority for the Missouri Film Office is provided for in Section 620.1200, RSMo.

See the core decision items for the Division of Tourism and the Missouri Film Office for details about these programs.

3. PROGRAM LISTING (list programs included in this core funding)

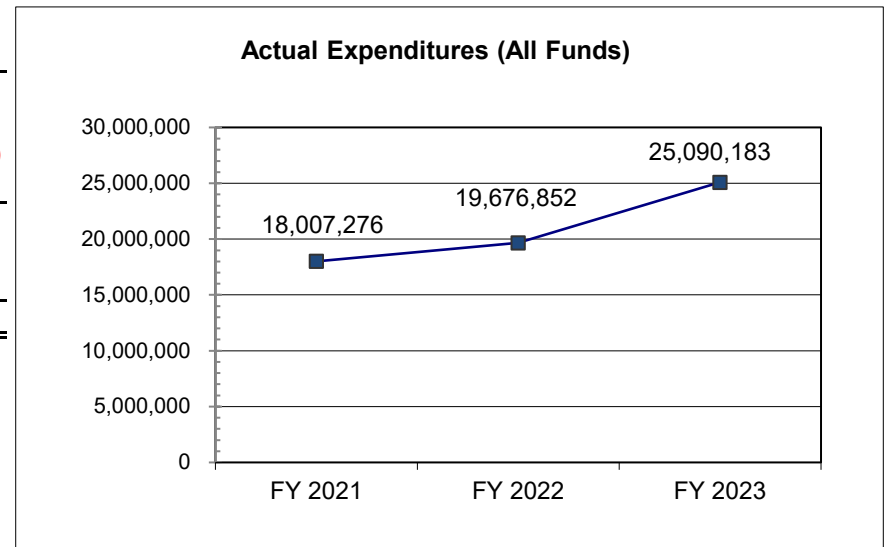
Tourism Supplemental Revenue Fund Transfer

CORE DECISION ITEM

Department:	Economic Development	Budget Unit	42460C
Division:	Tourism		
Core:	Tourism Supplemental Revenue Fund Transfer	HB Section	7.130

4. FINANCIAL HISTORY

	FY 2021 Actual	FY 2022 Actual	FY 2023 Actual	FY 2024 Current Yr.
Appropriation (All Funds)	18,564,202	20,285,414	25,768,559	23,435,206
Less Reverted (All Funds)	(556,926)	(608,562)	(595,057)	(703,056)
Less Restricted (All Funds)	0	0	0	0
Budget Authority (All Funds)	18,007,276	19,676,852	25,173,502	22,732,150
Actual Expenditures (All Funds)	18,007,276	19,676,852	25,090,183	N/A
Unexpended (All Funds)	0	0	83,319	N/A
Unexpended, by Fund:				
General Revenue	0	0	0	N/A
Federal	0	0	0	N/A
Other	0	0	0	N/A



Reverted includes Governor's standard 3 percent reserve (when applicable).
 Restricted includes any extraordinary expenditure restriction (when applicable).

NOTES:

CORE RECONCILIATION DETAIL

**DEPARTMENT OF ECONOMIC DEVELOPMENT
TOURISM-TRANSFER**

5. CORE RECONCILIATION DETAIL

	Budget Class	FTE	GR	Federal	Other	Total	Explanation
TAFP AFTER VETOES							
	TRF	0.00	23,435,206	0	0	23,435,206	
	Total	0.00	23,435,206	0	0	23,435,206	
DEPARTMENT CORE REQUEST							
	TRF	0.00	23,435,206	0	0	23,435,206	
	Total	0.00	23,435,206	0	0	23,435,206	
GOVERNOR'S RECOMMENDED CORE							
	TRF	0.00	23,435,206	0	0	23,435,206	
	Total	0.00	23,435,206	0	0	23,435,206	

Department of Economic Development

DECISION ITEM SUMMARY

Budget Unit								
Decision Item	FY 2023	FY 2023	FY 2024	FY 2024	FY 2025	FY 2025	FY 2025	FY 2025
Budget Object Summary	ACTUAL	ACTUAL	BUDGET	BUDGET	DEPT REQ	DEPT REQ	GOV REC	GOV REC
Fund	DOLLAR	FTE	DOLLAR	FTE	DOLLAR	FTE	DOLLAR	FTE
TOURISM-TRANSFER								
CORE								
FUND TRANSFERS								
GENERAL REVENUE	19,240,183	0.00	23,435,206	0.00	23,435,206	0.00	23,435,206	0.00
BUDGET STABILIZATION	5,850,000	0.00	0	0.00	0	0.00	0	0.00
TOTAL - TRF	25,090,183	0.00	23,435,206	0.00	23,435,206	0.00	23,435,206	0.00
TOTAL	25,090,183	0.00	23,435,206	0.00	23,435,206	0.00	23,435,206	0.00
Pay Plan - 0000012								
FUND TRANSFERS								
GENERAL REVENUE	0	0.00	0	0.00	0	0.00	84,222	0.00
TOTAL - TRF	0	0.00	0	0.00	0	0.00	84,222	0.00
TOTAL	0	0.00	0	0.00	0	0.00	84,222	0.00
Tourism GR Transfer Increase - 1419024								
FUND TRANSFERS								
GENERAL REVENUE	0	0.00	0	0.00	0	0.00	2,000,000	0.00
TOTAL - TRF	0	0.00	0	0.00	0	0.00	2,000,000	0.00
TOTAL	0	0.00	0	0.00	0	0.00	2,000,000	0.00
GRAND TOTAL	\$25,090,183	0.00	\$23,435,206	0.00	\$23,435,206	0.00	\$25,519,428	0.00

1/24/24 11:45

im_disummary

Department of Economic Development

DECISION ITEM DETAIL

Budget Unit	FY 2023	FY 2023	FY 2024	FY 2024	FY 2025	FY 2025	FY 2025	FY 2025
Decision Item	ACTUAL	ACTUAL	BUDGET	BUDGET	DEPT REQ	DEPT REQ	GOV REC	GOV REC
Budget Object Class	DOLLAR	FTE	DOLLAR	FTE	DOLLAR	FTE	DOLLAR	FTE
TOURISM-TRANSFER								
CORE								
TRANSFERS OUT	25,090,183	0.00	23,435,206	0.00	23,435,206	0.00	23,435,206	0.00
TOTAL - TRF	25,090,183	0.00	23,435,206	0.00	23,435,206	0.00	23,435,206	0.00
GRAND TOTAL	\$25,090,183	0.00	\$23,435,206	0.00	\$23,435,206	0.00	\$23,435,206	0.00
GENERAL REVENUE	\$19,240,183	0.00	\$23,435,206	0.00	\$23,435,206	0.00	\$23,435,206	0.00
FEDERAL FUNDS	\$5,850,000	0.00	\$0	0.00	\$0	0.00	\$0	0.00
OTHER FUNDS	\$0	0.00	\$0	0.00	\$0	0.00	\$0	0.00

PROGRAM DESCRIPTION

Department: Economic Development	HB Section: 7.130
Program Name: Tourism Supplemental Revenue Fund Transfer	
Program is found in the following core budget(s): Tourism	

1a. What strategic priority does this program address?
 Tourism

1b. What does this program do?
 This is the General Revenue transfer that provides funding to the Tourism Supplemental Revenue Fund, which is the source of funding for the Division of Tourism and the Missouri Film Office. The authority for the Division of Tourism Statewide Tourism Marketing Program is provided for in Sections 620.450 through 620.467, RSMo. The authority for the Missouri Film Office is provided for in Section 620.1200, RSMo.

See the Program Description Forms for the Statewide Tourism Marketing Program and the Missouri Film Office for an explanation of these programs and how they contribute to tourism-related economic development.

2a. Provide an activity measure(s) for the program.
 This is a GR transfer. Please refer to the Program Description for the **Statewide Tourism Marketing Program and the Missouri Film Office.**

2b. Provide a measure(s) of the program's quality.
 This is a GR transfer. Please refer to the Program Description for the **Statewide Tourism Marketing Program and the Missouri Film Office.**

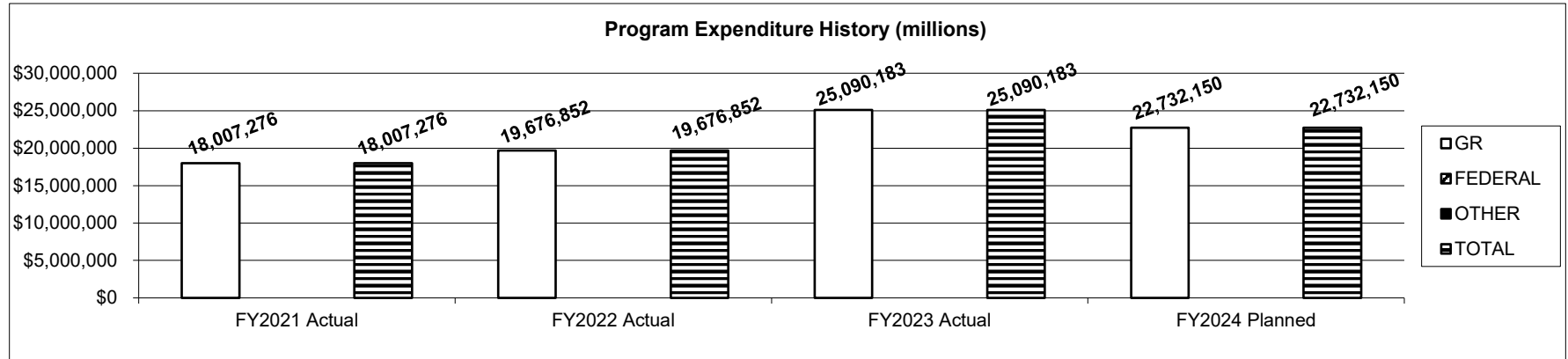
2c. Provide a measure(s) of the program's impact.
 This is a GR transfer. Please refer to the Program Description for the **Statewide Tourism Marketing Program and the Missouri Film Office.**

2d. Provide a measure(s) of the program's efficiency.
 This is a GR transfer. Please refer to the Program Description for the **Statewide Tourism Marketing Program and the Missouri Film Office.**

PROGRAM DESCRIPTION

Department: Economic Development	HB Section: <u>7.130</u>
Program Name: Tourism Supplemental Revenue Fund Transfer	
Program is found in the following core budget(s): Tourism	

3. Provide actual expenditures for the prior three fiscal years and planned expenditures for the current fiscal year. *(Note: Amounts do not include fringe benefit costs.)*



Note: Planned expenditures for GR reflects the 3% Governor's Reserve.

4. **What are the sources of the "Other " funds?**
N/A
5. **What is the authorization for this program, i.e., federal or state statute, etc.? (Include the federal program number, if applicable.)**
Sections 620.450 through 620.467, RSMo, and Section 620.1200, RSMo.
6. **Are there federal matching requirements? If yes, please explain.**
No
7. **Is this a federally mandated program? If yes, please explain.**
No

NEW DECISION ITEM
RANK: _____ OF _____

Department of Economic Development	Budget Unit <u>42450C</u>
Division of Tourism	
DI Name: Tourism GR Transfer DI#1419024	HB Section <u>7.130</u>

1. AMOUNT OF REQUEST

FY 2025 Budget Request					FY 2025 Governor's Recommendation				
	GR	Federal	Other	Total		GR	Federal	Other	Total
PS	0	0	0	0	PS	0	0	0	0
EE	0	0	0	0	EE	0	0	0	0
PSD	0	0	0	0	PSD	0	0	0	0
TRF	0	0	0	0	TRF	2,000,000	0	0	2,000,000
Total	0	0	0	0	Total	2,000,000	0	0	2,000,000
 FTE	 0.00	 0.00	 0.00	 0.00	 FTE	 0.00	 0.00	 0.00	 0.00

Est. Fringe	0	0	0	0
--------------------	---	---	---	---

Note: Fringes budgeted in House Bill 5 except for certain fringes budgeted directly to MoDOT, Highway Patrol, and Conservation.

Est. Fringe	0	0	0	0
--------------------	---	---	---	---

Note: Fringes budgeted in House Bill 5 except for certain fringes budgeted directly to MoDOT, Highway Patrol, and Conservation.

Other Funds:

Non-Counts:

Other Funds:

Non-Counts:

2. THIS REQUEST CAN BE CATEGORIZED AS:

<input type="checkbox"/> New Legislation	<input type="checkbox"/> New Program	<input type="checkbox"/> Fund Switch
<input type="checkbox"/> Federal Mandate	<input type="checkbox"/> Program Expansion	<input type="checkbox"/> Cost to Continue
<input type="checkbox"/> GR Pick-Up	<input type="checkbox"/> Space Request	<input type="checkbox"/> Equipment Replacement
<input type="checkbox"/> Pay Plan	<input checked="" type="checkbox"/> Other: <u>GR Transfer</u>	

3. WHY IS THIS FUNDING NEEDED? PROVIDE AN EXPLANATION FOR ITEMS CHECKED IN #2. INCLUDE THE FEDERAL OR STATE STATUTORY OR CONSTITUTIONAL AUTHORIZATION FOR THIS PROGRAM.

This New Decision Item is requesting an additional \$2 million to transfer General Revenue to the Tourism Supplemental Revenue Fund (0274).

NEW DECISION ITEM
RANK: _____ OF _____

Department of Economic Development		Budget Unit	42450C
Division of Tourism			
DI Name: Tourism GR Transfer	DI#1419024	HB Section	7.130

4. DESCRIBE THE DETAILED ASSUMPTIONS USED TO DERIVE THE SPECIFIC REQUESTED AMOUNT. (How did you determine that the requested number of FTE were appropriate? From what source or standard did you derive the requested levels of funding? Were alternatives such as outsourcing or automation considered? If based on new legislation, does request tie to TAFP fiscal note? If not, explain why. Detail which portions of the request are one-times and how those amounts were calculated.)

The Division requests that the GR Transfer be increased on an ongoing basis by \$2 million.

5. BREAK DOWN THE REQUEST BY BUDGET OBJECT CLASS, JOB CLASS, AND FUND SOURCE. IDENTIFY ONE-TIME COSTS.

Budget Object Class/Job Class	Dept Req GR DOLLARS	Dept Req GR FTE	Dept Req FED DOLLARS	Dept Req FED FTE	Dept Req OTHER DOLLARS	Dept Req OTHER FTE	Dept Req TOTAL DOLLARS	Dept Req TOTAL FTE	Dept Req One-Time DOLLARS
							0		
							0	0.0	
Total PS	<u>0</u>	<u>0.0</u>	<u>0</u>	<u>0.0</u>	<u>0</u>	<u>0.0</u>	<u>0</u>	<u>0.0</u>	<u>0</u>
							0		
							0		
Total EE	<u>0</u>		<u>0</u>		<u>0</u>		<u>0</u>		<u>0</u>
Program Distributions							0		
Total PSD	<u>0</u>		<u>0</u>		<u>0</u>		<u>0</u>		<u>0</u>
Transfers									
Total TRF	<u>0</u>		<u>0</u>		<u>0</u>		<u>0</u>		<u>0</u>
Grand Total	<u>0</u>	<u>0.0</u>	<u>0</u>	<u>0.0</u>	<u>0</u>	<u>0.0</u>	<u>0</u>	<u>0.0</u>	<u>0</u>

NEW DECISION ITEM
RANK: _____ OF _____

Department of Economic Development					Budget Unit <u>42450C</u>				
Division of Tourism									
DI Name: Tourism GR Transfer					HB Section <u>7.130</u>				
Budget Object Class/Job Class	Gov Rec GR DOLLARS	Gov Rec GR FTE	Gov Rec FED DOLLARS	Gov Rec FED FTE	Gov Rec OTHER DOLLARS	Gov Rec OTHER FTE	Gov Rec TOTAL DOLLARS	Gov Rec TOTAL FTE	Gov Rec One-Time DOLLARS
							0		
							0	0.0	
Total PS	0	0.0	0	0.0	0	0.0	0	0.0	0
							0		
							0		
							0		
Total EE	0		0		0		0		0
Program Distributions							0		
Total PSD	0		0		0		0		0
Transfers	2,000,000						2,000,000		
Total TRF	2,000,000		0		0		2,000,000		0
Grand Total	2,000,000	0.0	0	0.0	0	0.0	2,000,000	0.0	0

NEW DECISION ITEM
RANK: _____ OF _____

Department of Economic Development	Budget Unit <u>42450C</u>
Division of Tourism	
DI Name: Tourism GR Transfer DI#1419024	HB Section <u>7.130</u>

6. PERFORMANCE MEASURES (If new decision item has an associated core, separately identify projected performance with & without additional funding.)

6a. Provide an activity measure(s) for the program.
See MDT core form for activity measure.

6b. Provide a measure(s) of the program's quality.
See MDT core form for quality measure.

6c. Provide a measure(s) of the program's impact.
See MDT core form for impact measure.

6d. Provide a measure(s) of the program's efficiency.
See MDT core form for efficiency measure.

7. STRATEGIES TO ACHIEVE THE PERFORMANCE MEASUREMENT TARGETS:

See MDT core form for performance measurement targets.

Department of Economic Development

DECISION ITEM DETAIL

Budget Unit	FY 2023	FY 2023	FY 2024	FY 2024	FY 2025	FY 2025	FY 2025	FY 2025
Decision Item	ACTUAL	ACTUAL	BUDGET	BUDGET	DEPT REQ	DEPT REQ	GOV REC	GOV REC
Budget Object Class	DOLLAR	FTE	DOLLAR	FTE	DOLLAR	FTE	DOLLAR	FTE
TOURISM-TRANSFER								
Tourism GR Transfer Increase - 1419024								
TRANSFERS OUT	0	0.00	0	0.00	0	0.00	2,000,000	0.00
TOTAL - TRF	0	0.00	0	0.00	0	0.00	2,000,000	0.00
GRAND TOTAL	\$0	0.00	\$0	0.00	\$0	0.00	\$2,000,000	0.00
GENERAL REVENUE								
	\$0	0.00	\$0	0.00	\$0	0.00	\$2,000,000	0.00
FEDERAL FUNDS								
	\$0	0.00	\$0	0.00	\$0	0.00	\$0	0.00
OTHER FUNDS								
	\$0	0.00	\$0	0.00	\$0	0.00	\$0	0.00

CORE DECISION ITEM

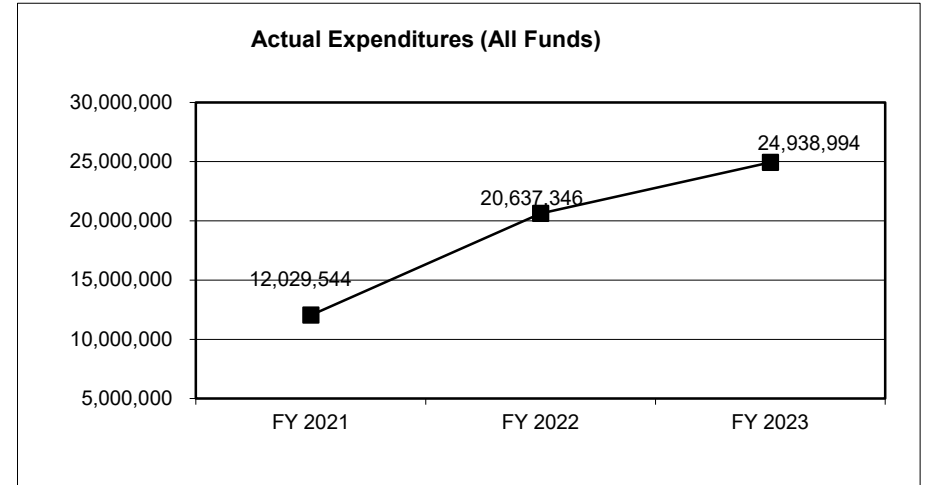
Department: Economic Development		Budget Unit 42450C		
Division: Tourism				
Core: Tourism		HB Section 7.135		
1. CORE FINANCIAL SUMMARY				

CORE DECISION ITEM

Department:	Economic Development	Budget Unit	42450C
Division:	Tourism		
Core:	Tourism	HB Section	7.135

4. FINANCIAL HISTORY

	FY 2021 Actual	FY 2022 Actual	FY 2023 Actual	FY 2024 Current Yr.
Appropriation (All Funds)	18,329,821	24,865,862	27,860,853	22,562,563
Less Reverted (All Funds)	0	0	0	0
Less Restricted (All Funds)*	0	0	0	0
Budget Authority (All Funds)	18,329,821	24,865,862	27,860,853	22,562,563
Actual Expenditures (All Funds)	12,029,544	20,637,346	24,938,994	N/A
Unexpended (All Funds)	6,300,277	4,228,516	2,921,859	N/A
Unexpended, by Fund:				
General Revenue	0	0	0	N/A
Federal	0	0	875,361	N/A
Other	6,300,277	4,228,516	2,046,498	N/A



NOTES:

CORE RECONCILIATION DETAIL

DEPARTMENT OF ECONOMIC DEVELOPMENT TOURISM

5. CORE RECONCILIATION DETAIL

			Budget Class	FTE	GR	Federal	Other	Total	Explanation
TAFP AFTER VETOES									
			PS	31.50	0	0	1,971,218	1,971,218	
			EE	0.00	0	0	12,026,346	12,026,346	
			PD	0.00	0	0	8,564,999	8,564,999	
			Total	31.50	0	0	22,562,563	22,562,563	
DEPARTMENT CORE ADJUSTMENTS									
1x Expenditures	1053 2192		EE	0.00	0	0	(1,900,000)	(1,900,000)	Reduction of one-time expenditure
1x Expenditures	1053 5602		PD	0.00	0	0	(200,000)	(200,000)	Reduction of one-time expenditure
1x Expenditures	1053 7936		PD	0.00	0	0	(1,000,000)	(1,000,000)	Reduction of one-time expenditure
1x Expenditures	1053 4929		PD	0.00	0	0	(200,000)	(200,000)	Reduction of one-time expenditure
NET DEPARTMENT CHANGES				0.00	0	0	(3,300,000)	(3,300,000)	
DEPARTMENT CORE REQUEST									
			PS	31.50	0	0	1,971,218	1,971,218	
			EE	0.00	0	0	10,126,346	10,126,346	
			PD	0.00	0	0	7,164,999	7,164,999	
			Total	31.50	0	0	19,262,563	19,262,563	
GOVERNOR'S RECOMMENDED CORE									
			PS	31.50	0	0	1,971,218	1,971,218	
			EE	0.00	0	0	10,126,346	10,126,346	
			PD	0.00	0	0	7,164,999	7,164,999	
			Total	31.50	0	0	19,262,563	19,262,563	

Department of Economic Development

DECISION ITEM SUMMARY

Budget Unit								
Decision Item	FY 2023	FY 2023	FY 2024	FY 2024	FY 2025	FY 2025	FY 2025	FY 2025
Budget Object Summary	ACTUAL	ACTUAL	BUDGET	BUDGET	DEPT REQ	DEPT REQ	GOV REC	GOV REC
Fund	DOLLAR	FTE	DOLLAR	FTE	DOLLAR	FTE	DOLLAR	FTE
TOURISM								
CORE								
PERSONAL SERVICES								
DIVISION OF TOURISM SUPPL REV	1,379,959	26.51	1,971,218	31.50	1,971,218	31.50	1,971,218	31.50
TOTAL - PS	1,379,959	26.51	1,971,218	31.50	1,971,218	31.50	1,971,218	31.50
EXPENSE & EQUIPMENT								
DED FEDERAL STIM 2021 FUND	2,124,639	0.00	0	0.00	0	0.00	0	0.00
DIVISION OF TOURISM SUPPL REV	14,226,362	0.00	12,001,846	0.00	10,101,846	0.00	10,101,846	0.00
TOURISM MARKETING FUND	0	0.00	24,500	0.00	24,500	0.00	24,500	0.00
TOTAL - EE	16,351,001	0.00	12,026,346	0.00	10,126,346	0.00	10,126,346	0.00
PROGRAM-SPECIFIC								
DIVISION OF TOURISM SUPPL REV	7,208,034	0.00	8,564,999	0.00	7,164,999	0.00	7,164,999	0.00
TOTAL - PD	7,208,034	0.00	8,564,999	0.00	7,164,999	0.00	7,164,999	0.00
TOTAL	24,938,994	26.51	22,562,563	31.50	19,262,563	31.50	19,262,563	31.50
Tourism Spend Auth Increase - 1419020								
EXPENSE & EQUIPMENT								
DIVISION OF TOURISM SUPPL REV	0	0.00	0	0.00	3,000,000	0.00	5,000,000	0.00
TOTAL - EE	0	0.00	0	0.00	3,000,000	0.00	5,000,000	0.00
TOTAL	0	0.00	0	0.00	3,000,000	0.00	5,000,000	0.00
Pay Plan - 0000012								
PERSONAL SERVICES								
DIVISION OF TOURISM SUPPL REV	0	0.00	0	0.00	0	0.00	63,078	0.00
TOTAL - PS	0	0.00	0	0.00	0	0.00	63,078	0.00
TOTAL	0	0.00	0	0.00	0	0.00	63,078	0.00
GRAND TOTAL	\$24,938,994	26.51	\$22,562,563	31.50	\$22,262,563	31.50	\$24,325,641	31.50

1/24/24 11:45

im_disummary

FLEXIBILITY REQUEST FORM

BUDGET UNIT NUMBER: 42450C BUDGET UNIT NAME: Tourism HOUSE BILL SECTION: 7.135	DEPARTMENT: Economic Development DIVISION: Tourism	
1. Provide the amount by fund of personal service flexibility and the amount by fund of expense and equipment flexibility you are requesting in dollar and percentage terms and explain why the flexibility is needed. If flexibility is being requested among divisions, provide the amount by fund of flexibility you are requesting in dollar and percentage terms and explain why the flexibility is needed.		
DEPARTMENT REQUEST		
<p>The Missouri Division of Tourism is requesting 10% flexibility between the Personal Service and Expense and Equipment appropriations in fund 0274 (Tourism Supplemental Revenue Fund). This flexibility ensures that the Division will have the ability to immediately address any identified operational needs.</p> <p>Total PS - \$1,971,218x 10% = \$197,122 Total EE - \$17,266,845 x 10% = \$1,726,685</p>		
2. Estimate how much flexibility will be used for the budget year. How much flexibility was used in the Prior Year Budget and the Current Year Budget? Please specify the amount.		
PRIOR YEAR ACTUAL AMOUNT OF FLEXIBILITY USED	CURRENT YEAR ESTIMATED AMOUNT OF FLEXIBILITY THAT WILL BE USED	BUDGET REQUEST ESTIMATED AMOUNT OF FLEXIBILITY THAT WILL BE USED
\$0	Expenditures in PS and E&E will differ annually based on needs to cover operational expenses, address emergency and changing situations, etc.	Expenditures in PS and E&E will differ annually based on needs to cover operational expenses, address emergency and changing situations, etc.
3. Please explain how flexibility was used in the prior and/or current years.		
PRIOR YEAR EXPLAIN ACTUAL USE	CURRENT YEAR EXPLAIN PLANNED USE	
N/A	N/A	

Department of Economic Development

DECISION ITEM DETAIL

Budget Unit	FY 2023	FY 2023	FY 2024	FY 2024	FY 2025	FY 2025	FY 2025	FY 2025
Decision Item	ACTUAL	ACTUAL	BUDGET	BUDGET	DEPT REQ	DEPT REQ	GOV REC	GOV REC
Budget Object Class	DOLLAR	FTE	DOLLAR	FTE	DOLLAR	FTE	DOLLAR	FTE
TOURISM								
CORE								
DIVISION DIRECTOR	122,748	1.00	131,467	1.00	131,467	1.00	131,467	1.00
DESIGNATED PRINCIPAL ASST DIV	144,485	2.12	349,990	4.00	309,990	4.00	309,990	4.00
MISCELLANEOUS PROFESSIONAL	51,350	1.03	38,045	0.50	58,045	0.50	58,045	0.50
PRINCIPAL ASST BOARD/COMMISSON	48,403	1.00	57,009	1.00	57,009	1.00	57,009	1.00
LEAD ADMIN SUPPORT ASSISTANT	0	0.00	53,754	1.00	53,754	1.00	53,754	1.00
ASSOCIATE CUSTOMER SERVICE REP	162,498	4.95	195,518	5.00	195,518	5.00	195,518	5.00
LEAD CUSTOMER SERVICE REP	191,540	4.94	207,692	5.00	207,692	5.00	207,692	5.00
ASSOC RESEARCH/DATA ANALYST	51,947	1.00	60,623	1.00	60,623	1.00	60,623	1.00
PUBLIC RELATIONS SPECIALIST	37,010	0.83	129,366	2.00	129,366	2.00	129,366	2.00
SR PUBLIC RELATIONS SPECIALIST	120,669	2.42	206,968	3.00	206,968	3.00	206,968	3.00
PUBLIC RELATIONS COORDINATOR	67,827	1.22	69,261	1.00	79,261	1.00	79,261	1.00
ECONOMIC DEVLPMNT PROFESSIONAL	30,857	0.76	54,350	1.00	54,350	1.00	54,350	1.00
ECONOMIC DEVELOPMENT SPEC	12,155	0.24	57,069	1.00	57,069	1.00	57,069	1.00
ECONOMIC DEVELOPMENT SPV	196,227	3.00	201,263	3.00	211,263	3.00	211,263	3.00
ECONOMIC DEVELOPMENT MANAGER	87,132	1.00	95,632	1.00	95,632	1.00	95,632	1.00
INTERMEDIATE ACCOUNTANT	55,111	1.00	63,211	1.00	63,211	1.00	63,211	1.00
TOTAL - PS	1,379,959	26.51	1,971,218	31.50	1,971,218	31.50	1,971,218	31.50
TRAVEL, IN-STATE	48,970	0.00	51,745	0.00	61,745	0.00	61,745	0.00
TRAVEL, OUT-OF-STATE	50,539	0.00	50,200	0.00	60,200	0.00	60,200	0.00
FUEL & UTILITIES	0	0.00	500	0.00	500	0.00	500	0.00
SUPPLIES	152,063	0.00	94,500	0.00	194,500	0.00	194,500	0.00
PROFESSIONAL DEVELOPMENT	97,031	0.00	87,000	0.00	107,000	0.00	107,000	0.00
COMMUNICATION SERV & SUPP	16,330	0.00	25,000	0.00	20,000	0.00	20,000	0.00
PROFESSIONAL SERVICES	15,908,453	0.00	11,648,351	0.00	9,628,351	0.00	9,628,351	0.00
HOUSEKEEPING & JANITORIAL SERV	0	0.00	1,000	0.00	1,000	0.00	1,000	0.00
M&R SERVICES	1,562	0.00	12,000	0.00	2,000	0.00	2,000	0.00
OFFICE EQUIPMENT	1,928	0.00	9,000	0.00	4,000	0.00	4,000	0.00
OTHER EQUIPMENT	33,729	0.00	3,500	0.00	3,500	0.00	3,500	0.00
PROPERTY & IMPROVEMENTS	0	0.00	1,000	0.00	1,000	0.00	1,000	0.00
BUILDING LEASE PAYMENTS	40,236	0.00	40,000	0.00	40,000	0.00	40,000	0.00
EQUIPMENT RENTALS & LEASES	0	0.00	500	0.00	500	0.00	500	0.00
MISCELLANEOUS EXPENSES	160	0.00	2,000	0.00	2,000	0.00	2,000	0.00

Department of Economic Development

DECISION ITEM DETAIL

Budget Unit	FY 2023	FY 2023	FY 2024	FY 2024	FY 2025	FY 2025	FY 2025	FY 2025
Decision Item	ACTUAL	ACTUAL	BUDGET	BUDGET	DEPT REQ	DEPT REQ	GOV REC	GOV REC
Budget Object Class	DOLLAR	FTE	DOLLAR	FTE	DOLLAR	FTE	DOLLAR	FTE
TOURISM								
CORE								
REBILLABLE EXPENSES	0	0.00	50	0.00	50	0.00	50	0.00
TOTAL - EE	16,351,001	0.00	12,026,346	0.00	10,126,346	0.00	10,126,346	0.00
PROGRAM DISTRIBUTIONS	7,208,034	0.00	8,564,999	0.00	7,164,999	0.00	7,164,999	0.00
TOTAL - PD	7,208,034	0.00	8,564,999	0.00	7,164,999	0.00	7,164,999	0.00
GRAND TOTAL	\$24,938,994	26.51	\$22,562,563	31.50	\$19,262,563	31.50	\$19,262,563	31.50
GENERAL REVENUE	\$0	0.00	\$0	0.00	\$0	0.00	\$0	0.00
FEDERAL FUNDS	\$2,124,639	0.00	\$0	0.00	\$0	0.00	\$0	0.00
OTHER FUNDS	\$22,814,355	26.51	\$22,562,563	31.50	\$19,262,563	31.50	\$19,262,563	31.50

PROGRAM DESCRIPTION

Department: Economic Development

HB Section (s): 7.135

Program Name: Tourism Marketing Program

Program is found in the following core budget(s): Tourism

1a. What strategic priority does this program address?

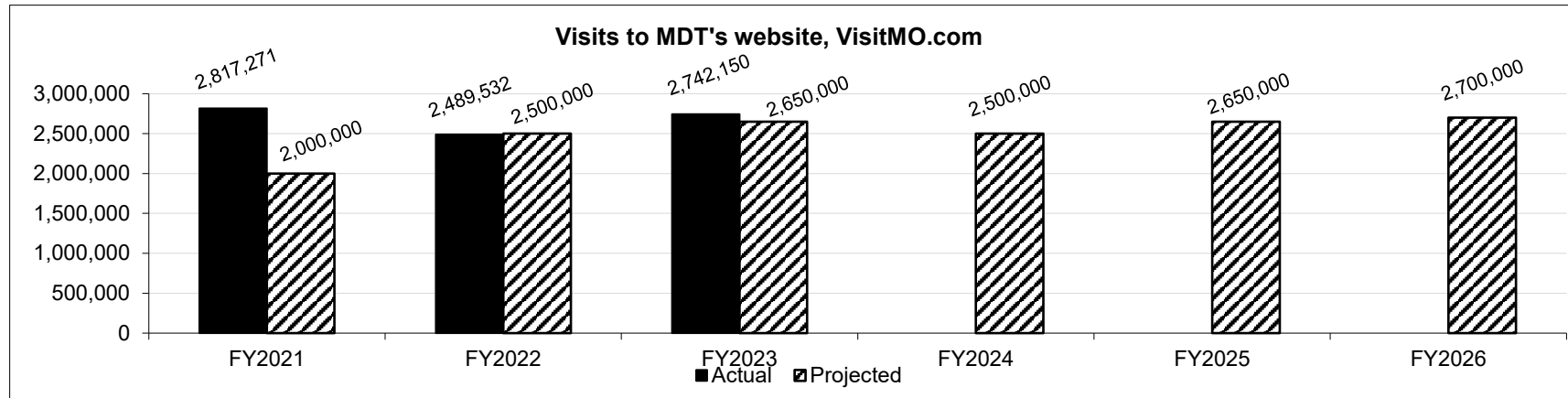
Tourism

1b. What does this program do?

- The Missouri Division of Tourism (MDT) promotes Missouri as a premier destination for tourists from throughout the U.S. and around the world in order to generate increased state and local tourism revenues and tourism-industry employment.
- Each year, MDT executes a research-based, diversified, paid advertising campaign in up to 63 media markets in 20 states, while administering a robust cooperative marketing program with nearly 40 statewide, regional, and national domestic marketing organizations. Additionally, MDT has a public relations and social media strategy focusing on enhancing Missouri's brand image through positive news coverage and showcasing attractions and destinations across widely used social media platforms.
- MDT utilizes research-based marketing to ensure that optimum benefits are achieved from the MDT advertising expenditures, thereby maximizing state and local tourism revenues and tourism-related employment in the state.

2a. Provide an activity measure(s) for the program.

This measure reflects the interest that perspective travelers have in visiting Missouri. It is an activity that is encouraged by all of MDT's marketing efforts and is affected by the extent of that marketing.



Note: Tourism-marketing funds from the CARES Act were distributed to MDT's DMO partners, and it is believed their messaging had a positive impact on VisitMo website traffic in FY2021.

PROGRAM DESCRIPTION

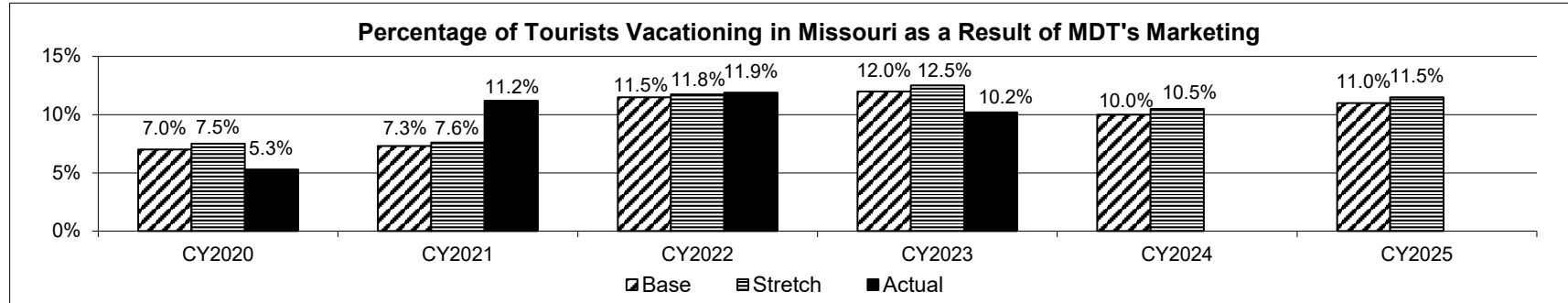
Department: Economic Development

HB Section (s): 7.135

Program Name: Tourism Marketing Program

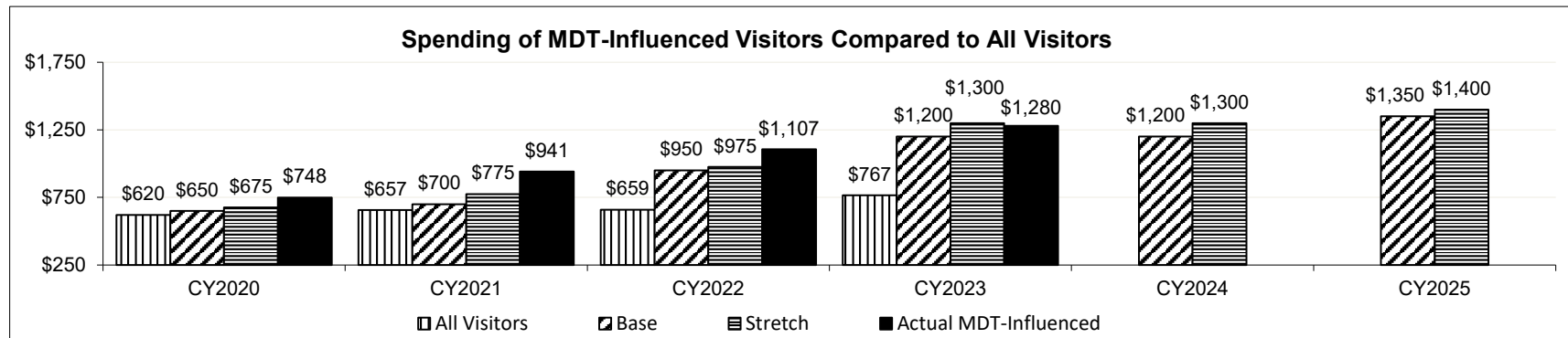
Program is found in the following core budget(s): Tourism

2b. Provide a measure(s) of the program's quality.



Sources: Marketing Effectiveness Study, Strategic Marketing & Research Insights (SMARI) and Tourism Economics, an Oxford Company

Note: Calculated by dividing the number of CY2023 tourists (4.2M) attributable to MDT advertising (see 2C) by the total number of visitors to Missouri (41.6M). The total number of visitors to Missouri is determined by Tourism Economics (2023 numbers).



Sources: Marketing Effectiveness Study, Strategic Marketing and Research Insights (SMARI) and Tourism Economics, an Oxford Company

Note: This measure compares the average amount spent per trip per party, by visitors attributable to MDT's marketing, to the average amount spent per trip per party for all Missouri visitors.

PROGRAM DESCRIPTION

Department: Economic Development

HB Section (s): 7.135

Program Name: Tourism Marketing Program

Program is found in the following core budget(s): Tourism

2c. Provide a measure(s) of the program's impact.

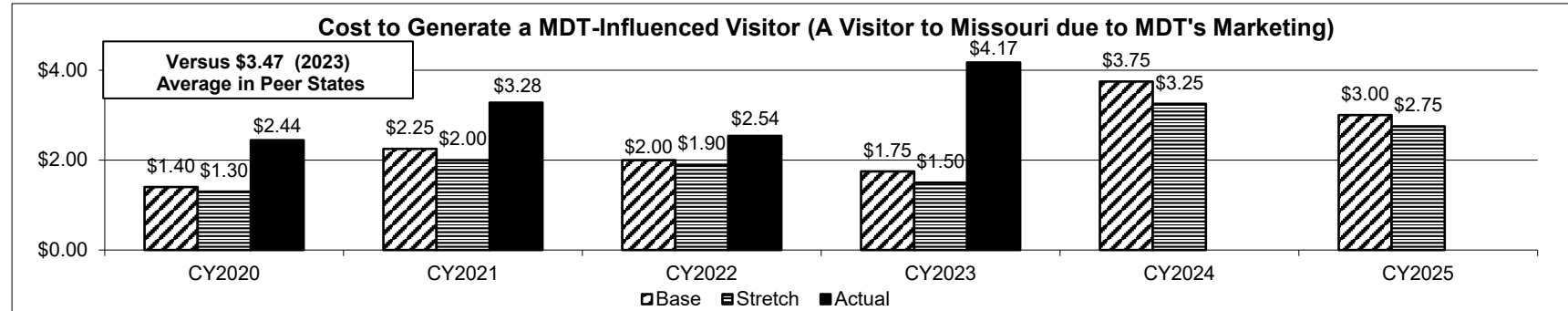
	CY2020 Actual	CY2021 Actual	CY2022		CY2023		CY2024 Projected	CY2025 Projected
			Projected	Actual	Projected	Actual		
Number of Visitors Vacationing in Missouri as a Result of MDT's Marketing (millions)	1.5	3.7	3.8	4.7	4.8	4.2	4.2	4.5
Amount of Visitor Spending as a Result of MDT's Marketing (billions)	\$0.34	\$1.15	\$1.17	\$1.49	\$1.52	\$1.64	\$1.55	\$1.60

Source: Marketing Effectiveness Study, Strategic Marketing and Research Insights (SMARI).

Note 1: SMARI calculates visitors vacationing in Missouri as a result of MDT's marketing by conducting surveys of potential adult travelers in 63 target markets within a 500 mile radius in the surrounding states and Missouri (accuracy level +/-1.3%) to determine the number of tourists attributable to MDT advertising (4.2M). (CY2023 numbers)

Note 2: In 2022, travel rebounded and the MDT marketing campaign influenced a greater number of travelers to come to Missouri than in recent years. During 2023, competition in the leisure travel market intensified, and while MDT influenced fewer travelers to visit Missouri than last year's record number, the travelers who did visit Missouri spent more money than in prior years.

2d.



Source: Strategic Marketing and Research Insights (SMARI).

Note 1: This measure is calculated by dividing MDT's marketing budget by the number of MDT-influenced visitors.

Note 2: In CY2022, cost to generate an influenced visitor was higher than pre-pandemic levels due to traveler sentiment related to inflationary pressures and lingering impacts of COVID-19. In that environment, it took more spending to attract and influence a traveler, and this trend continued into 2023. Additionally, MDT expanded our marketing efforts to several new markets this year, and influencing those travelers who are not as familiar with what Missouri offers takes time. This investment will pay off in increased visitation over the next several years, as these new markets become more familiar with Missouri and start planning more trips here.

PROGRAM DESCRIPTION

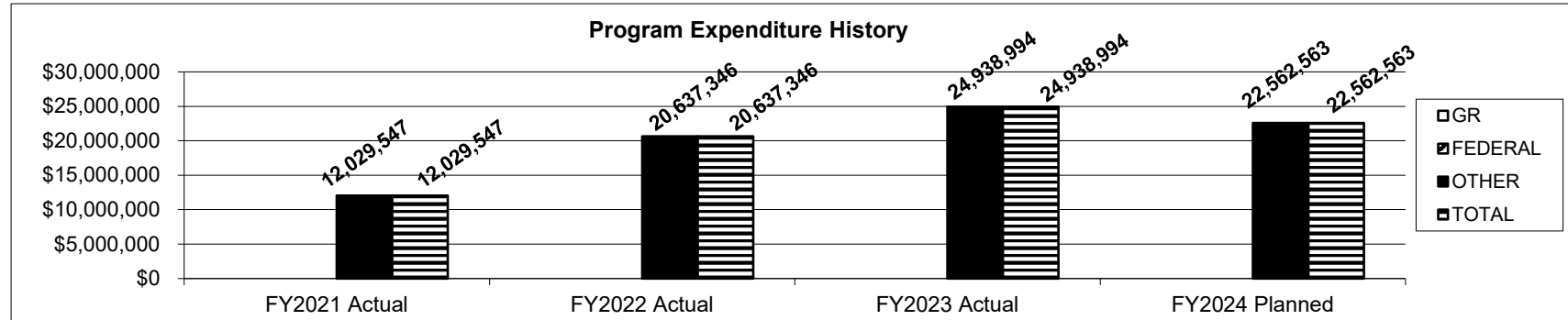
Department: Economic Development

HB Section (s): 7.135

Program Name: Tourism Marketing Program

Program is found in the following core budget(s): Tourism

3. Provide actual expenditures for the prior three fiscal years and planned expenditures for the current fiscal year. *(Note: Amounts do not include fringe benefit costs.)*



4. What are the sources of the "Other " funds?

Tourism Supplemental Revenue Fund (0274) and Tourism Marketing Fund (0650)

5. What is the authorization for this program, i.e., federal or state statute, etc.? (Include the federal program number, if applicable.)

Sections 620.450 through 620.467, RSMo.

6. Are there federal matching requirements? If yes, please explain.

No

7. Is this a federally mandated program? If yes, please explain.

No

NEW DECISION ITEM
RANK: 22 OF 22

Department of Economic Development		Budget Unit	42450C
Division of Tourism			
DI Name: Tourism Appropriation Authority	DI#1419020	HB Section	7.135

1. AMOUNT OF REQUEST

	FY 2025 Budget Request			
	GR	Federal	Other	Total
PS	0	0	0	0
EE	0	0	3,000,000	3,000,000
PSD	0	0	0	0
TRF	0	0	0	0
Total	0	0	3,000,000	3,000,000
FTE	0.00	0.00	0.00	0.00

Est. Fringe	0	0	0	0
-------------	---	---	---	---

Note: Fringes budgeted in House Bill 5 except for certain fringes budgeted directly to MoDOT, Highway Patrol, and Conservation.

Other Funds: Division of Tourism Supplemental Revenue Fund (0274)
Non-Counts: Division of Tourism Supplemental Revenue Fund (0274)

	FY 2025 Governor's Recommendation			
	GR	Federal	Other	Total
PS	0	0	0	0
EE	0	0	5,000,000	5,000,000
PSD	0	0	0	0
TRF	0	0	0	0
Total	0	0	5,000,000	5,000,000
FTE	0.00	0.00	0.00	0.00

Est. Fringe	0	0	0	0
-------------	---	---	---	---

Note: Fringes budgeted in House Bill 5 except for certain fringes budgeted directly to MoDOT, Highway Patrol, and Conservation.

Other Funds:
Non-Counts:

2. THIS REQUEST CAN BE CATEGORIZED AS:

<input type="checkbox"/> New Legislation	<input type="checkbox"/> New Program	<input type="checkbox"/> Fund Switch
<input type="checkbox"/> Federal Mandate	<input type="checkbox"/> Program Expansion	<input type="checkbox"/> Cost to Continue
<input type="checkbox"/> GR Pick-Up	<input type="checkbox"/> Space Request	<input type="checkbox"/> Equipment Replacement
<input type="checkbox"/> Pay Plan	<input checked="" type="checkbox"/> Other: <u>Appropriation Authority Increase</u>	

3. WHY IS THIS FUNDING NEEDED? PROVIDE AN EXPLANATION FOR ITEMS CHECKED IN #2. INCLUDE THE FEDERAL OR STATE STATUTORY OR CONSTITUTIONAL AUTHORIZATION FOR THIS PROGRAM.

The Division of Tourism is requesting an increase in expense and equipment appropriation authority only. No additional General Revenue is requested. The increase in appropriation authority will allow more flexibility in the timing of payments for Cooperative Marketing Program reimbursements and advertising invoices. Tourism advertising is heavily placed from March-June each year by the Division of Tourism and the destination marketing organizations - such as convention and visitors bureaus, tourism boards and chambers of commerce - that participate in the Cooperative Marketing Program.

NEW DECISION ITEM
RANK: 22 OF 22

Department of Economic Development	Budget Unit	42450C
Division of Tourism		
DI Name: Tourism Appropriation Authority	DI#1419020	HB Section 7.135

4. DESCRIBE THE DETAILED ASSUMPTIONS USED TO DERIVE THE SPECIFIC REQUESTED AMOUNT. (How did you determine that the requested number of FTE were appropriate? From what source or standard did you derive the requested levels of funding? Were alternatives such as outsourcing or automation considered? If based on new legislation, does request tie to TAFP fiscal note? If not, explain why. Detail which portions of the request are one-times and how those amounts were calculated.)

On average, the Division of Tourism spends 83 percent of its budget on E&E expenditures such as advertising, Cooperative Marketing Program Grants, research, travel guide fulfillment, supplies, etc. In FY2025, this would require the appropriation to be \$18.9 million; however, it is only at \$16.0 million. This results in a shortfall of almost \$3 million. Part of this may be attributed to one-time E&E appropriation from FY2024 that was cut for FY2025. The Division requests that E&E appropriation authority be increased on an ongoing basis to ensure the Division of Tourism has the authority to spend available funds.

5. BREAK DOWN THE REQUEST BY BUDGET OBJECT CLASS, JOB CLASS, AND FUND SOURCE. IDENTIFY ONE-TIME COSTS.

Budget Object Class/Job Class	Dept Req GR DOLLARS	Dept Req GR FTE	Dept Req FED DOLLARS	Dept Req FED FTE	Dept Req OTHER DOLLARS	Dept Req OTHER FTE	Dept Req TOTAL DOLLARS	Dept Req TOTAL FTE	Dept Req One-Time DOLLARS
							0		
							0	0.0	
Total PS	<u>0</u>	<u>0.0</u>	<u>0</u>	<u>0.0</u>	<u>0</u>	<u>0.0</u>	<u>0</u>	<u>0.0</u>	<u>0</u>
							0		
							0		
Professional Services					3,000,000		3,000,000		
Total EE	<u>0</u>		<u>0</u>		<u>3,000,000</u>		<u>3,000,000</u>		<u>0</u>
							0		
Program Distributions							0		
Total PSD	<u>0</u>		<u>0</u>		<u>0</u>		<u>0</u>		<u>0</u>
							0		
Transfers							0		
Total TRF	<u>0</u>		<u>0</u>		<u>0</u>		<u>0</u>		<u>0</u>
Grand Total	<u>0</u>	<u>0.0</u>	<u>0</u>	<u>0.0</u>	<u>3,000,000</u>	<u>0.0</u>	<u>3,000,000</u>	<u>0.0</u>	<u>0</u>

NEW DECISION ITEM
RANK: 22 OF 22

Department of Economic Development				Budget Unit		42450C			
Division of Tourism									
DI Name: Tourism Appropriation Authority		DI#1419020		HB Section		7.135			
Budget Object Class/Job Class	Gov Rec GR DOLLARS	Gov Rec GR FTE	Gov Rec FED DOLLARS	Gov Rec FED FTE	Gov Rec OTHER DOLLARS	Gov Rec OTHER FTE	Gov Rec TOTAL DOLLARS	Gov Rec TOTAL FTE	Gov Rec One-Time DOLLARS
							0		
							0	0.0	
Total PS	0	0.0	0	0.0	0	0.0	0	0.0	0
							0		
							0		
							0		
400/Professional Services					5,000,000		5,000,000		
Total EE	0		0		5,000,000		5,000,000		0
Program Distributions							0		
Total PSD	0		0		0		0		0
Transfers									
Total TRF	0		0		0		0		0
Grand Total	0	0.0	0	0.0	5,000,000	0.0	5,000,000	0.0	0

NEW DECISION ITEM
RANK: 22 OF 22

Department of Economic Development	Budget Unit	<u>42450C</u>
Division of Tourism		
DI Name: Tourism Appropriation Authority	DI#1419020	HB Section <u>7.135</u>

6. PERFORMANCE MEASURES (If new decision item has an associated core, separately identify projected performance with & without additional funding.)

6a. Provide an activity measure(s) for the program.
See MDT core form for activity measure.

6b. Provide a measure(s) of the program's quality.
See MDT core form for quality measure.

6c. Provide a measure(s) of the program's impact.
See MDT core form for impact measure.

6d. Provide a measure(s) of the program's efficiency.
See MDT core form for efficiency measure.

7. STRATEGIES TO ACHIEVE THE PERFORMANCE MEASUREMENT TARGETS:

See MDT core form for performance measurement targets.

Department of Economic Development

DECISION ITEM DETAIL

Budget Unit	FY 2023	FY 2023	FY 2024	FY 2024	FY 2025	FY 2025	FY 2025	FY 2025
Decision Item	ACTUAL	ACTUAL	BUDGET	BUDGET	DEPT REQ	DEPT REQ	GOV REC	GOV REC
Budget Object Class	DOLLAR	FTE	DOLLAR	FTE	DOLLAR	FTE	DOLLAR	FTE
TOURISM								
Tourism Spend Auth Increase - 1419020								
PROFESSIONAL SERVICES	0	0.00	0	0.00	3,000,000	0.00	5,000,000	0.00
TOTAL - EE	0	0.00	0	0.00	3,000,000	0.00	5,000,000	0.00
GRAND TOTAL	\$0	0.00	\$0	0.00	\$3,000,000	0.00	\$5,000,000	0.00
GENERAL REVENUE								
	\$0	0.00	\$0	0.00	\$0	0.00	\$0	0.00
FEDERAL FUNDS								
	\$0	0.00	\$0	0.00	\$0	0.00	\$0	0.00
OTHER FUNDS								
	\$0	0.00	\$0	0.00	\$3,000,000	0.00	\$5,000,000	0.00

CORE DECISION ITEM

Department: Economic Development					Budget Unit					42451C									
Division: Tourism																			
Core: Tourism Grant (ARPA-EDA)										HB Section					7.135				
1. CORE FINANCIAL SUMMARY																			
FY 2025 Budget Request					FY 2025 Governor's Recommendation														
	GR	Federal	Other	Total		GR	Fed	Other	Total		GR	Fed	Other	Total					
PS	0	0	0	0	PS	0	0	0	0		0	0	0	0					
EE	0	0	0	0	EE	0	0	0	0		0	0	0	0					
PSD	0	0	0	0	PSD	0	0	0	0		0	0	0	0					
TRF	0	0	0	0	TRF	0	0	0	0		0	0	0	0					
Total	0	0	0	0	Total	0	0	0	0		0	0	0	0					
FTE	0.00	0.00	0.00	0.00	FTE	0.00	0.00	0.00	0.00		0.00	0.00	0.00	0.00					
Est. Fringe	0	0	0	0	Est. Fringe	0	0	0	0		0	0	0	0					
Note: Fringes budgeted in House Bill 5 except for certain fringes budgeted directly to MoDOT, Highway Patrol, and Conservation.					Note: Fringes budgeted in House Bill 5 except for certain fringes budgeted directly to MoDOT, Highway Patrol, and Conservation.														
Other Funds:					Other Funds:														
Federal Funds: DED Federal Stim 2021 Fund (2451)					Federal Funds:														
2. CORE DESCRIPTION																			
<p>This is an appropriation of federal dollars from the American Rescue Plan Act (ARPA) of 2021 (Public Law 117-2, H.R. 1319). The original \$3 million appropriation was part of a larger, \$5.7 million grant the state was awarded by the Economic Development Administration (EDA) for Travel, Tourism and Outdoor Recreation. The funding was split between the Department of Economic Development's Division of Tourism (\$3 million) for approved tourism-marketing projects and the Department of Natural Resources Division of State Parks (\$2.7 million) for planning and infrastructure for various state park projects. The Missouri Division of Tourism (MDT) used these funds to bolster existing marketing campaigns to drive travel to Missouri.</p> <p>This item is being eliminated via a core reduction as all federal funds are expected to be expended by the end of FY2024.</p>																			
3. PROGRAM LISTING (list programs included in this core funding)																			
Tourism EDA Grant program																			

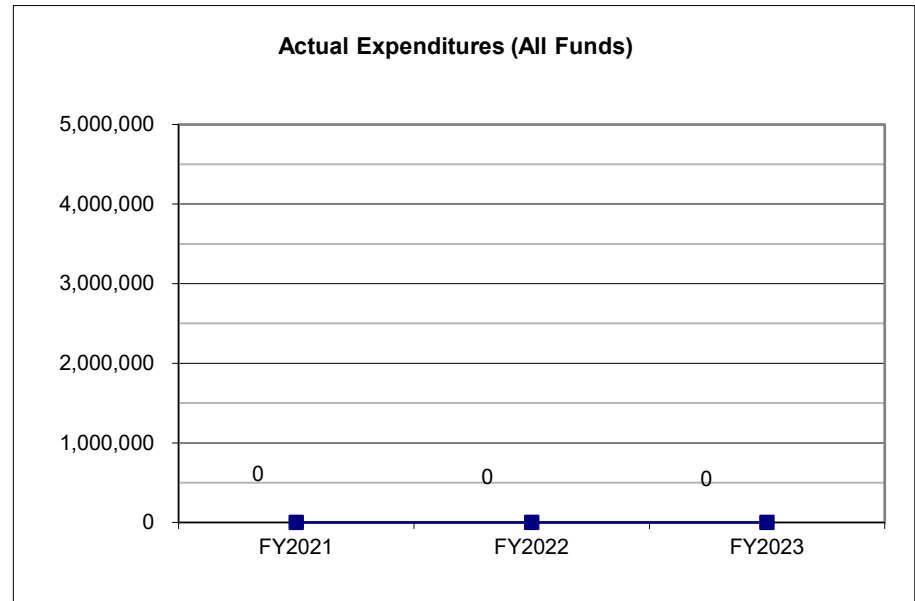
CORE DECISION ITEM

Department: Economic Development				Budget Unit	42451C
Division: Tourism				HB Section	7.135
Core: Tourism Grant (ARPA-EDA)					
4. FINANCIAL HISTORY					
	FY2021 Actual	FY2022 Actual	FY2023 Actual	FY2024 Current Yr.	
Appropriation (All Funds)	0	0	0	3,000,000	
Less Reverted (All Funds)	0	0	0	0	
Less Restricted (All Funds)*	0	0	0	0	
Budget Authority (All Funds)	0	0	0	3,000,000	
Actual Expenditures (All Funds)	0	0	0	N/A	
Unexpended (All Funds)	0	0	0	N/A	
Unexpended, by Fund:					
General Revenue	0	0	0	N/A	
Federal	0	0	0	N/A	
Other	0	0	0	N/A	

*Restricted amount is as of: _____

Reverted includes Governor's standard 3 percent reserve (when applicable).
 Restricted includes any extraordinary expenditure restriction (when applicable).

NOTES: In FY2023, this program was included in the Missouri Division of Tourism core before it was separated out into its own form for better transparency in FY2024. MDT plans to spend the remaining \$875,361 in FY2024.



CORE RECONCILIATION DETAIL

DEPARTMENT OF ECONOMIC DEVELOPMENT
TOURISM ARPA

5. CORE RECONCILIATION DETAIL

				Budget Class	FTE	GR	Federal	Other	Total	Explanation
TAFP AFTER VETOES				PD	0.00	0	3,000,000	0	3,000,000	
				Total	0.00	0	3,000,000	0	3,000,000	
DEPARTMENT CORE ADJUSTMENTS										
Core Reduction	1054	2953	PD		0.00	0	(3,000,000)	0	(3,000,000)	Core reduction; all funds to be expended in FY2024
NET DEPARTMENT CHANGES					0.00	0	(3,000,000)	0	(3,000,000)	
DEPARTMENT CORE REQUEST										
				PD	0.00	0	0	0	0	
				Total	0.00	0	0	0	0	
GOVERNOR'S RECOMMENDED CORE										
				PD	0.00	0	0	0	0	
				Total	0.00	0	0	0	0	

Department of Economic Development

DECISION ITEM SUMMARY

Budget Unit								
Decision Item	FY 2023	FY 2023	FY 2024	FY 2024	FY 2025	FY 2025	FY 2025	FY 2025
Budget Object Summary	ACTUAL	ACTUAL	BUDGET	BUDGET	DEPT REQ	DEPT REQ	GOV REC	GOV REC
Fund	DOLLAR	FTE	DOLLAR	FTE	DOLLAR	FTE	DOLLAR	FTE
TOURISM ARPA								
CORE								
PROGRAM-SPECIFIC								
DED FEDERAL STIM 2021 FUND	0	0.00	3,000,000	0.00	0	0.00	0	0.00
TOTAL - PD	0	0.00	3,000,000	0.00	0	0.00	0	0.00
TOTAL	0	0.00	3,000,000	0.00	0	0.00	0	0.00
GRAND TOTAL	\$0	0.00	\$3,000,000	0.00	\$0	0.00	\$0	0.00

Department of Economic Development

DECISION ITEM DETAIL

Budget Unit	FY 2023	FY 2023	FY 2024	FY 2024	FY 2025	FY 2025	FY 2025	FY 2025
Decision Item	ACTUAL	ACTUAL	BUDGET	BUDGET	DEPT REQ	DEPT REQ	GOV REC	GOV REC
Budget Object Class	DOLLAR	FTE	DOLLAR	FTE	DOLLAR	FTE	DOLLAR	FTE
TOURISM ARPA								
CORE								
PROGRAM DISTRIBUTIONS	0	0.00	3,000,000	0.00	0	0.00	0	0.00
TOTAL - PD	0	0.00	3,000,000	0.00	0	0.00	0	0.00
GRAND TOTAL	\$0	0.00	\$3,000,000	0.00	\$0	0.00	\$0	0.00
GENERAL REVENUE								
	\$0	0.00	\$0	0.00	\$0	0.00		0.00
FEDERAL FUNDS								
	\$0	0.00	\$3,000,000	0.00	\$0	0.00		0.00
OTHER FUNDS								
	\$0	0.00	\$0	0.00	\$0	0.00		0.00

PROGRAM DESCRIPTION**Department: Economic Development****HB Section(s): 7.135****Program Name: Tourism Grant (ARPA-EDA)****Program is found in the following core budget(s): Division of Tourism****1a. What strategic priority does this program address?**

Tourism

1b. What does this program do?

Through the Travel, Tourism and Outdoor Recreation program, Economic Development Administration (EDA) is focused on accelerating the recovery of communities that rely on the travel, tourism and outdoor recreation sectors. The EDA allocated \$510 million to states (\$5.7 million to Missouri) and noted the following appropriate uses of funds: marketing, infrastructure, workforce and other projects to rejuvenate safe leisure, business and international travel. The Division of Tourism used the available funds to strengthen Missouri's position as a leisure travel destination by expanding its messaging into a new market, Denver, Colorado, which research has shown to be an opportunity market for Missouri.

2a. Provide an activity measure(s) for the program.

These dollars were exclusively used to introduce Missouri's "That's My MO" Campaign to Denver, a new market. Total impressions for March through June were more than 207.7 million with a reach of 84% and frequency of 70x. In Denver, 876,502 households (63% of all Denver households) were aware of some aspect of our campaign, based on research from SMARI. The MDT campaign influenced 32,970 trips from the Denver market. That translates to

2b. Provide a measure(s) of the program's quality.

Tactics used across EDA were similar to tactics used in other, more established markets. EDA dollars were focused on an expansion into the Denver market, where there had been no paid media presence. When compared to the established markets, EDA dollars were able to drive much greater reach, frequency and efficiency at scale within this new market in order to introduce Missouri to the market in a big way.

2c. Provide a measure(s) of the program's impact.

The program had total EDA impression for March through June of 207,783,850+. This is the number of times MDT's messaging was served to consumers, or consumers saw MDT messaging, in the Denver market.

2d. Provide a measure(s) of the program's efficiency.

The Division of Tourism determined it costs \$.77 to reach an individual consumer based on the reach and frequency that occurred. While not as efficient on a 1:1 unique user spend as established campaigns, this is to be expected as the EDA dollars were used to introduce the campaign and create awareness for a previously "unaware" market.

PROGRAM DESCRIPTION

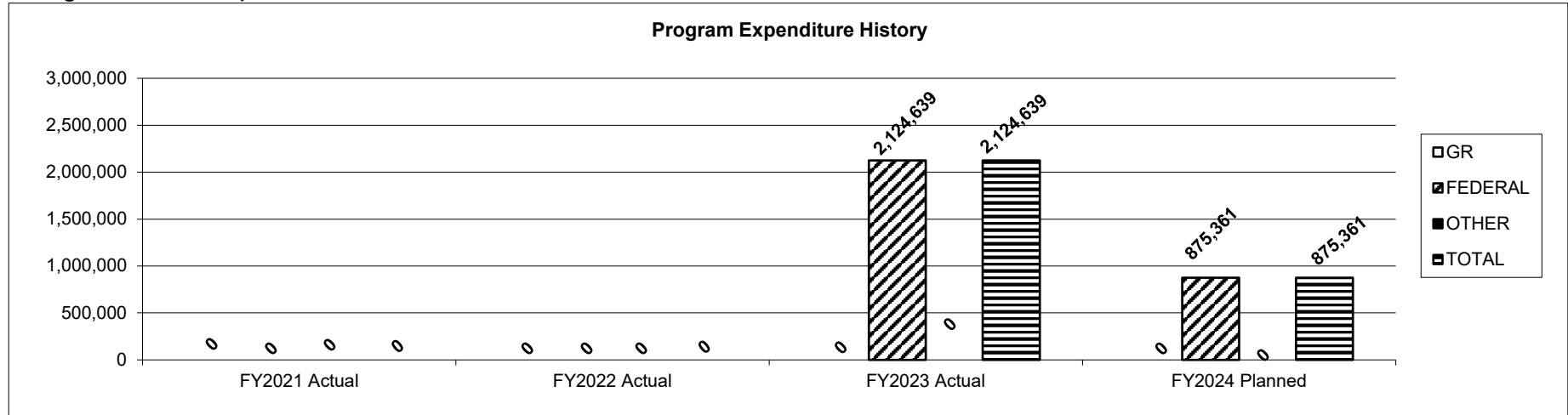
Department: Economic Development

HB Section(s): 7.135

Program Name: Tourism Grant (ARPA-EDA)

Program is found in the following core budget(s): Division of Tourism

3. Provide actual expenditures for the prior three fiscal years and planned expenditures for the current fiscal year. (Note: Amounts do not include fringe benefit costs.)



4. What are the sources of the "Other " funds?

NA

5. What is the authorization for this program, i.e., federal or state statute, etc.? (Include the federal program number, if applicable.)

This is an appropriation of federal dollars from the American Rescue Plan Act (ARPA) of 2021 (Public Law 117-2, H.R. 1319) for Statewide Planning, Research, and Networks Notice of Funding Opportunity (NOFO) through the Economic Development Administration (EDA).

6. Are there federal matching requirements? If yes, please explain.

NA

7. Is this a federally mandated program? If yes, please explain.

No

CORE DECISION ITEM

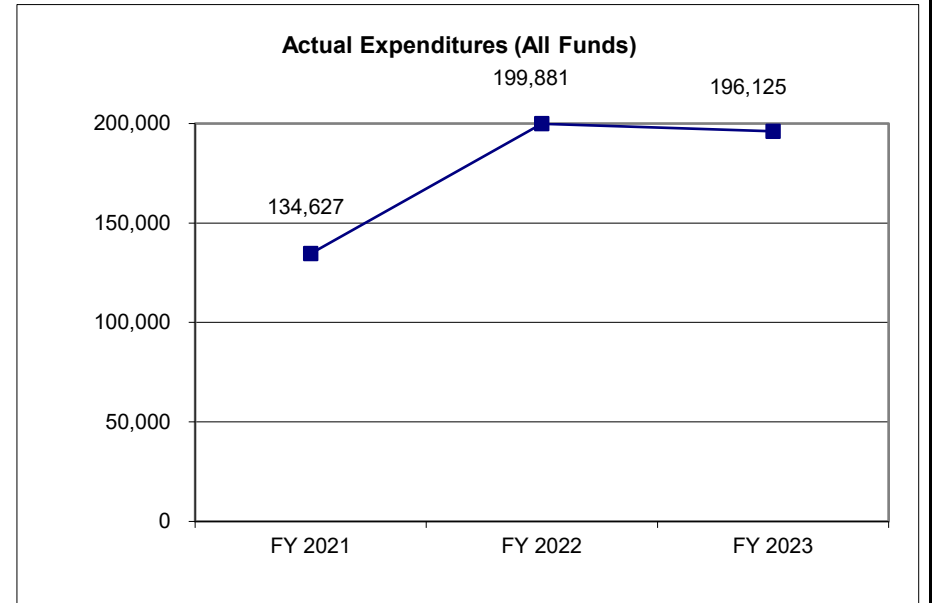
Department: Economic Development					Budget Unit 42465C				
Division: Tourism									
Core: Missouri Film Office					HB Section 7.135				
1. CORE FINANCIAL SUMMARY									
FY 2025 Budget Request					FY 2025 Governor's Recommendation				
	GR	Federal	Other	Total		GR	Fed	Other	Total
PS	0	0	0	0	PS	0	0	0	0
EE	0	0	200,194	200,194	EE	0	0	200,194	200,194
PSD	0	0	0	0	PSD	0	0	0	0
TRF	0	0	0	0	TRF	0	0	0	0
Total	0	0	200,194	200,194	Total	0	0	200,194	200,194
FTE	0.00	0.00	0.00	0.00	FTE	0.00	0.00	0.00	0.00
Est. Fringe	0	0	0	0	Est. Fringe	0	0	0	0
Note: Fringes budgeted in House Bill 5 except for certain fringes budgeted directly to MoDOT, Highway Patrol, and Conservation.					Note: Fringes budgeted in House Bill 5 except for certain fringes budgeted directly to MoDOT, Highway Patrol, and Conservation.				
Other Funds: Tourism Supplemental Revenue Fund (0274)					Other Funds: Tourism Supplemental Revenue Fund (0274)				
Note: Requires GR transfer to Tourism Supp Rev Fund (0274)					Requires GR transfer to Tourism Supp Rev Fund (0274)				
2. CORE DESCRIPTION									
The Missouri Film Office was established in 1983 to attract film, television, video and cable production to Missouri and to promote growth of the film and video production industry in Missouri. The Film Office serves as the official central point of contact for all statewide inquiries concerning film, TV shows/segments, commercials, web content, and scripted motion media. The production and distribution of films and television programs is one of the nation's most valuable cultural and economic resources, and in Missouri more than 13,000 workers are employed in the industry - many with salaries above the national average. The Film Office maintains and markets a large photo database of locations across the state and keeps current a statewide database of skilled workers, special equipment operators and support service companies. Many small businesses provide support to the film industry in Missouri. These include transportation, food service, hospitality, retail, accounting, information management, equipment rental, heavy machine leasing, specialized design services, fine arts schools, lawyers, and managers for public figures and independent artists. The Film Office efforts serve to maximize the economic impact as well as national and international exposure of Missouri-filmed production for the state.									
The Missouri Film Commission was created in 1996 per §620.1200, RSMo, as part of the Missouri Department of Economic Development (DED). The purpose of the five-member Commission is to advise the director of the DED on the promotion of development of film production and facilities in Missouri.									
3. PROGRAM LISTING (list programs included in this core funding)									
Missouri Film Office									

CORE DECISION ITEM

Department:	Economic Development	Budget Unit	42465C
Division:	Tourism		
Core:	Missouri Film Office	HB Section	7.135

4. FINANCIAL HISTORY

	FY 2021 Actual	FY 2022 Actual	FY 2023 Actual	FY 2024 Current Yr.
Appropriation (All Funds)	200,115	200,115	200,115	200,194
Less Reverted (All Funds)	0	0	0	0
Less Restricted (All Funds)	0	0	0	0
Budget Authority (All Funds)	200,115	200,115	200,115	200,194
Actual Expenditures (All Funds)	134,627	199,881	196,125	N/A
Unexpended (All Funds)	65,488	234	3,990	N/A
Unexpended, by Fund:				
General Revenue	0	0	0	N/A
Federal	0	0	0	N/A
Other	65,488 (1)	234	3,990	N/A



*Restricted amount is as of: _____

Reverted includes Governor's standard 3 percent reserve (when applicable).
 Restricted includes any extraordinary expenditure restriction (when applicable).

NOTES: (1) In FY2021, the Film Office had around \$15,000 in FY2021 invoices paid in July and August. In addition, there were three large, out-of-state marketing events cancelled due to concerns related to COVID-19.

CORE RECONCILIATION DETAIL

**DEPARTMENT OF ECONOMIC DEVELOPMENT
FILM OFFICE**

5. CORE RECONCILIATION DETAIL

	Budget Class	FTE	GR	Federal	Other	Total	Explanation
TAFP AFTER VETOES							
	EE	0.00	0	0	200,194	200,194	
	Total	0.00	0	0	200,194	200,194	
DEPARTMENT CORE REQUEST							
	EE	0.00	0	0	200,194	200,194	
	Total	0.00	0	0	200,194	200,194	
GOVERNOR'S RECOMMENDED CORE							
	EE	0.00	0	0	200,194	200,194	
	Total	0.00	0	0	200,194	200,194	

Department of Economic Development

DECISION ITEM SUMMARY

Budget Unit								
Decision Item	FY 2023	FY 2023	FY 2024	FY 2024	FY 2025	FY 2025	FY 2025	FY 2025
Budget Object Summary	ACTUAL	ACTUAL	BUDGET	BUDGET	DEPT REQ	DEPT REQ	GOV REC	GOV REC
Fund	DOLLAR	FTE	DOLLAR	FTE	DOLLAR	FTE	DOLLAR	FTE
FILM OFFICE								
CORE								
EXPENSE & EQUIPMENT								
DIVISION OF TOURISM SUPPL REV	196,125	0.00	200,194	0.00	200,194	0.00	200,194	0.00
TOTAL - EE	196,125	0.00	200,194	0.00	200,194	0.00	200,194	0.00
TOTAL	196,125	0.00	200,194	0.00	200,194	0.00	200,194	0.00
GRAND TOTAL	\$196,125	0.00	\$200,194	0.00	\$200,194	0.00	\$200,194	0.00

1/24/24 11:45

im_disummary

Department of Economic Development

DECISION ITEM DETAIL

Budget Unit	FY 2023	FY 2023	FY 2024	FY 2024	FY 2025	FY 2025	FY 2025	FY 2025
Decision Item	ACTUAL	ACTUAL	BUDGET	BUDGET	DEPT REQ	DEPT REQ	GOV REC	GOV REC
Budget Object Class	DOLLAR	FTE	DOLLAR	FTE	DOLLAR	FTE	DOLLAR	FTE
FILM OFFICE								
CORE								
TRAVEL, IN-STATE	16,469	0.00	7,420	0.00	7,420	0.00	7,420	0.00
TRAVEL, OUT-OF-STATE	9,846	0.00	14,602	0.00	14,602	0.00	14,602	0.00
SUPPLIES	18,421	0.00	20,476	0.00	20,476	0.00	20,476	0.00
PROFESSIONAL DEVELOPMENT	141,663	0.00	122,386	0.00	122,386	0.00	122,386	0.00
COMMUNICATION SERV & SUPP	594	0.00	841	0.00	841	0.00	841	0.00
PROFESSIONAL SERVICES	7,722	0.00	32,114	0.00	32,114	0.00	32,114	0.00
OTHER EQUIPMENT	54	0.00	1,000	0.00	1,000	0.00	1,000	0.00
BUILDING LEASE PAYMENTS	659	0.00	750	0.00	750	0.00	750	0.00
EQUIPMENT RENTALS & LEASES	0	0.00	500	0.00	500	0.00	500	0.00
MISCELLANEOUS EXPENSES	697	0.00	105	0.00	105	0.00	105	0.00
TOTAL - EE	196,125	0.00	200,194	0.00	200,194	0.00	200,194	0.00
GRAND TOTAL	\$196,125	0.00	\$200,194	0.00	\$200,194	0.00	\$200,194	0.00
GENERAL REVENUE	\$0	0.00	\$0	0.00	\$0	0.00	\$0	0.00
FEDERAL FUNDS	\$0	0.00	\$0	0.00	\$0	0.00	\$0	0.00
OTHER FUNDS	\$196,125	0.00	\$200,194	0.00	\$200,194	0.00	\$200,194	0.00

PROGRAM DESCRIPTION

Department: Economic Development

HB Section(s): 7.135

Program Name: Missouri Film Office

Program is found in the following core budget(s): Missouri Film Office

1a. What strategic priority does this program address?

Tourism

1b. What does this program do?

- The Missouri Film Office works to bring film, television, commercial and web production to Missouri and to promote the growth of the film and video production industry in Missouri. It works toward this goal by marketing Missouri to filmmakers through in-person meetings, distributing marketing materials; utilizing social media; responding to inquiries about possible Missouri projects; providing filmmakers information about available city and state resources; setting up location scouting trips; and providing logistical support during filming. Since 2014, the Film Office has coordinated the Missouri Stories Scriptwriting Fellowship Program, an initiative to increase the number of film and TV scripts set in Missouri. In 2021, the Missouri Stories Production Lab was launched to further increase production in-state.
- The office partners with the Kansas City Film Office as well as film liaisons in convention and visitors bureaus across the state to leverage available resources.

2a. Provide an activity measure(s) for the program.

	FY2021		FY2022		FY2023		FY2024	FY2025	FY2026
	Projected	Actual	Projected	Actual	Projected	Actual	Projected	Projected	Projected
Film Projects Assisted	130	106	130	144	150	186	170	180	190
Film Office Web Site Visits	12,000	17,035	17,500	11,720	15,000	14,821	16,000	17,000	18,000
Mo Stories Script Submissions	80	92	95	73	80	81	90	95	100

Note: Film projects assisted include feature films, short films, TV series and episodes, web content, music videos, film festivals, and film events.

2b. Provide a measure(s) of the program's quality.

Satisfaction with Assistance Provide by the Missouri Film Office

	FY2021		FY2022		FY2023		FY2024	FY2025	FY2026
	Projected	Actual	Projected	Actual	Projected	Actual	Projected	Projected	Projected
Extremely or Very Satisfied	95%	82%	85%	85%	87%	76%	80%	85%	90%

Note: The Missouri Film Office developed an annual survey to determine the satisfaction of production staff it assists. Satisfaction was measured on a 5-point scale: not at all satisfied, somewhat dissatisfied, moderately satisfied, very satisfied, or extremely satisfied. For FY2023, the survey was sent to 375 people who had contacted the Film Office for assistance and/or attended a Film Office education session. 115 people responded to the survey.

PROGRAM DESCRIPTION

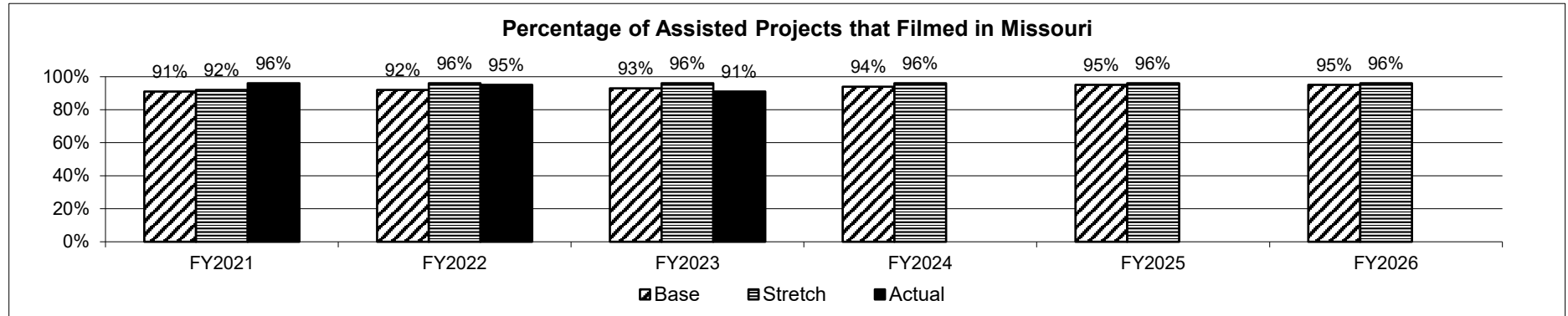
Department: Economic Development

HB Section(s): 7.135

Program Name: Missouri Film Office

Program is found in the following core budget(s): Missouri Film Office

2c. Provide a measure(s) of the program's impact.



Note: Measure calculated by dividing the number of projects filming in Missouri by the total number assisted by the Film Office. Base/Stretch goals indicate continued strength in conversions.

Share of Film Projects that Filmed in Missouri as a Direct Result of a Missouri Film Office Effort

	FY2021		FY2022		FY2023		FY2024	FY2025	FY2026
	Projected	Actual	Projected	Actual	Projected	Actual	Projected	Projected	Projected
Absolutely or Very Much Influenced	35%	33%	35%	48%	49%	44%	45%	50%	55%
Moderately or Slightly Influenced	25%	30%	30%	15%	21%	31%	30%	25%	25%
Not at all Influenced	30%	38%	35%	37%	30%	25%	25%	25%	20%

Note: The Missouri Film Office developed an annual survey to determine what share of film and television productions it assisted chose to film in Missouri as a direct result of that assistance. The performance measure compares the percentage of productions indicating that Missouri Film Office assistance was very influential in their decision to locate in Missouri to all productions assisted.

PROGRAM DESCRIPTION

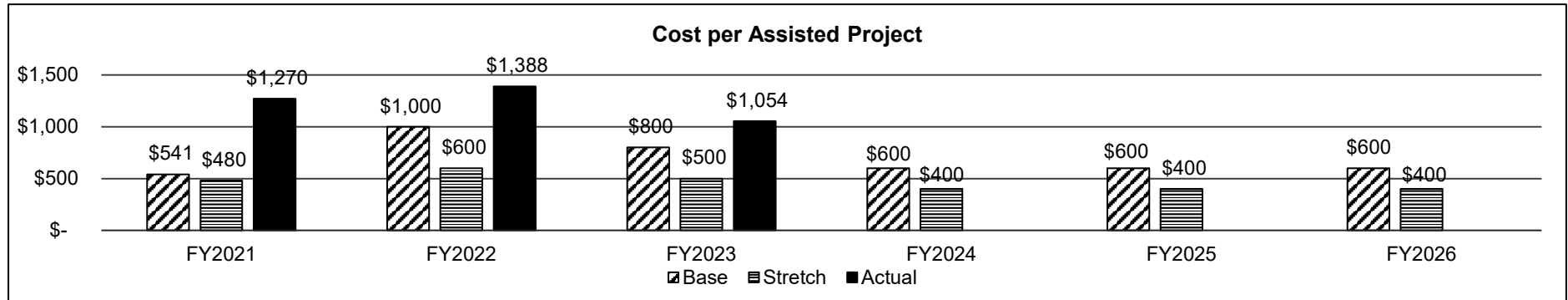
Department: Economic Development

HB Section(s): 7.135

Program Name: Missouri Film Office

Program is found in the following core budget(s): Missouri Film Office

2d. Provide a measure(s) of the program's efficiency.



Note: Measure calculated by dividing the cost of the Film Office Operations by the number of film projects assisted. Base target assumes consistent costs and film project activity.

PROGRAM DESCRIPTION

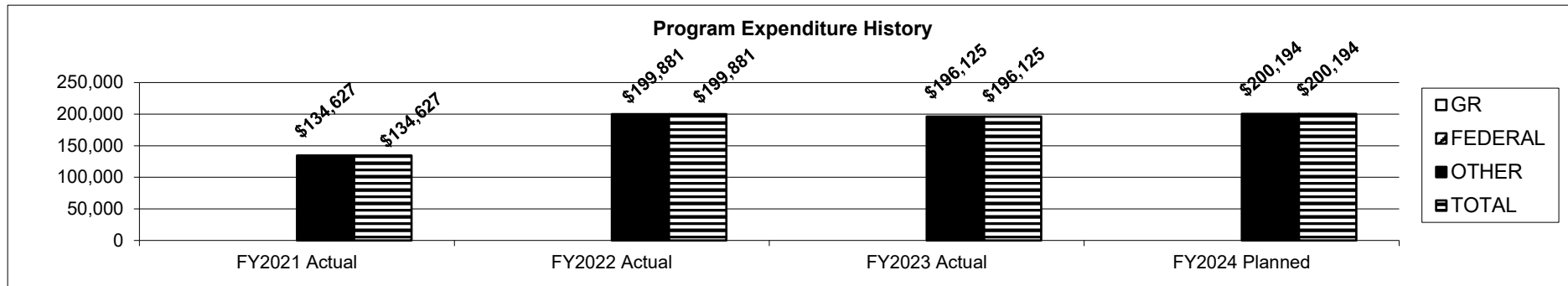
Department: Economic Development

HB Section(s): 7.135

Program Name: Missouri Film Office

Program is found in the following core budget(s): Missouri Film Office

3. Provide actual expenditures for the prior three fiscal years and planned expenditures for the current fiscal year. (Note: Amounts do not include fringe benefit costs.)



In FY2021, the Film Office had around \$15,000 in FY2021 invoices paid in July and August. In addition, there were three large, out-of-state marketing events cancelled due to concerns related to COVID-19.

4. What are the sources of the "Other " funds?

Tourism Supplemental Revenue Fund (0274)

5. What is the authorization for this program, i.e., federal or state statute, etc.? (Include the federal program number, if applicable.)

Section 620.1200, RSMo.

6. Are there federal matching requirements? If yes, please explain.

No

7. Is this a federally mandated program? If yes, please explain.

No

CORE DECISION ITEM

Department: Economic Development					Budget Unit <u>42463C</u>				
Division: Tourism					HB Section <u>7.136</u>				
Core: Route 66 Commission									

1. CORE FINANCIAL SUMMARY

	FY 2025 Budget Request			
	GR	Federal	Other	Total
PS	0	0	0	0
EE	0	0	0	0
PSD	1,000,000	0	0	1,000,000
TRF	0	0	0	0
Total	1,000,000	0	0	1,000,000
 FTE	 0.00	 0.00	 0.00	 0.00

Est. Fringe	0	0	0	0
--------------------	---	---	---	---

Note: Fringes budgeted in House Bill 5 except for certain fringes budgeted directly to MoDOT, Highway Patrol, and Conservation.

	FY 2025 Governor's Recommendation			
	GR	Federal	Other	Total
PS	0	0	0	0
EE	0	0	0	0
PSD	1,000,000	0	0	1,000,000
TRF	0	0	0	0
Total	1,000,000	0	0	1,000,000
 FTE	 0.00	 0.00	 0.00	 0.00

Est. Fringe	0	0	0	0
--------------------	---	---	---	---

Note: Fringes budgeted in House Bill 5 except for certain fringes budgeted directly to MoDOT, Highway Patrol, and Conservation.

Other Funds:

Other Funds:

2. CORE DESCRIPTION

House Bill 7, Section 7.137 provided \$1,000,000 to the Department of Economic Development for a Missouri Route 66 Centennial Commission from general revenue. The Missouri Division of Tourism will work with the Route 66 Commission to develop a Memorandum of Understanding for the best use of these funds. The Route 66 Commission is composed of eighteen members who reflect the interests, history, and importance of the communities along Route 66 in Missouri.

3. PROGRAM LISTING (list programs included in this core funding)

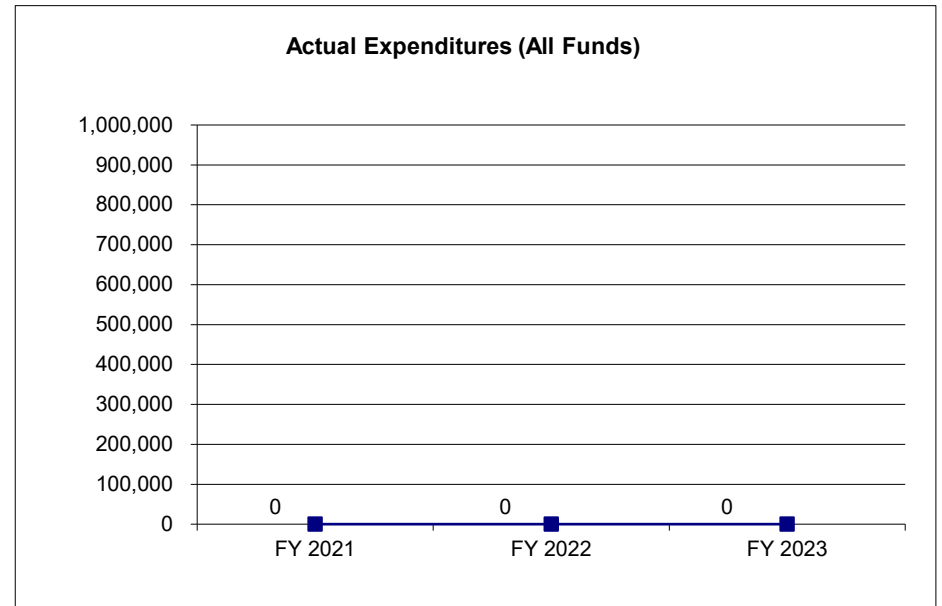
Route 66 Commission

CORE DECISION ITEM

Department: Economic Development	Budget Unit	42463C
Division: Tourism		
Core: Route 66 Commission	HB Section	7.136

4. FINANCIAL HISTORY

	FY 2021 Actual	FY 2022 Actual	FY 2023 Actual	FY 2024 Current Yr.
Appropriation (All Funds)	0	0	0	1,000,000
Less Reverted (All Funds)	0	0	0	(30,000)
Less Restricted (All Funds)*	0	0	0	0
Budget Authority (All Funds)	0	0	0	970,000
Actual Expenditures (All Funds)	0	0	0	N/A
Unexpended (All Funds)	0	0	0	N/A
Unexpended, by Fund:				
General Revenue	0	0	0	N/A
Federal	0	0	0	N/A
Other	0	0	0	N/A



*Current Year restricted amount is as of _____.

Reverted includes the statutory three percent reserve amount (when applicable).

Restricted includes any Governor's expenditure restrictions which remained at the end of the fiscal year (when applicable).

NOTES:

CORE RECONCILIATION DETAIL

**DEPARTMENT OF ECONOMIC DEVELOPMENT
ROUTE 66 FESTIVAL**

5. CORE RECONCILIATION DETAIL

	Budget Class	FTE	GR	Federal	Other	Total	Explanation
TAFP AFTER VETOES							
	PD	0.00	1,000,000	0	0	1,000,000	
	Total	0.00	1,000,000	0	0	1,000,000	
DEPARTMENT CORE REQUEST							
	PD	0.00	1,000,000	0	0	1,000,000	
	Total	0.00	1,000,000	0	0	1,000,000	
GOVERNOR'S RECOMMENDED CORE							
	PD	0.00	1,000,000	0	0	1,000,000	
	Total	0.00	1,000,000	0	0	1,000,000	

Department of Economic Development

DECISION ITEM SUMMARY

Budget Unit								
Decision Item	FY 2023	FY 2023	FY 2024	FY 2024	FY 2025	FY 2025	FY 2025	FY 2025
Budget Object Summary	ACTUAL	ACTUAL	BUDGET	BUDGET	DEPT REQ	DEPT REQ	GOV REC	GOV REC
Fund	DOLLAR	FTE	DOLLAR	FTE	DOLLAR	FTE	DOLLAR	FTE
ROUTE 66 FESTIVAL								
CORE								
PROGRAM-SPECIFIC								
GENERAL REVENUE	0	0.00	1,000,000	0.00	1,000,000	0.00	1,000,000	0.00
TOTAL - PD	0	0.00	1,000,000	0.00	1,000,000	0.00	1,000,000	0.00
TOTAL	0	0.00	1,000,000	0.00	1,000,000	0.00	1,000,000	0.00
GRAND TOTAL	\$0	0.00	\$1,000,000	0.00	\$1,000,000	0.00	\$1,000,000	0.00

Department of Economic Development

DECISION ITEM DETAIL

Budget Unit	FY 2023	FY 2023	FY 2024	FY 2024	FY 2025	FY 2025	FY 2025	FY 2025
Decision Item	ACTUAL	ACTUAL	BUDGET	BUDGET	DEPT REQ	DEPT REQ	GOV REC	GOV REC
Budget Object Class	DOLLAR	FTE	DOLLAR	FTE	DOLLAR	FTE	DOLLAR	FTE
ROUTE 66 FESTIVAL								
CORE								
PROGRAM DISTRIBUTIONS	0	0.00	1,000,000	0.00	1,000,000	0.00	1,000,000	0.00
TOTAL - PD	0	0.00	1,000,000	0.00	1,000,000	0.00	1,000,000	0.00
GRAND TOTAL	\$0	0.00	\$1,000,000	0.00	\$1,000,000	0.00	\$1,000,000	0.00
GENERAL REVENUE	\$0	0.00	\$1,000,000	0.00	\$1,000,000	0.00	\$1,000,000	0.00
FEDERAL FUNDS	\$0	0.00	\$0	0.00	\$0	0.00	\$0	0.00
OTHER FUNDS	\$0	0.00	\$0	0.00	\$0	0.00	\$0	0.00

PROGRAM DESCRIPTION

Department: Economic Development

HB Section(s): 7.136

Program Name: Route 66 Festival

Program is found in the following core budget(s): Route 66 Festival

1a. What strategic priority does this program address?

Tourism

1b. What does this program do?

The Missouri Division of Tourism provides administrative and other support to the Route 66 Commission. The Division will meet with the Route 66 Commission to determine the best way to use the funds provided in HB 7. The Commission is charged with planning and sponsoring official Route 66 centennial events, programs and activities in the state. They will encourage the development of programs designed to involve all citizens in activities that commemorate Route 66 events and make available to the public information on Route 66 event happenings.

2a. Provide an activity measure(s) for the program.

Once a Memorandum of Understanding is signed by the Division of Tourism and the Route 66 Commission, an activity measure will be developed to determine the reach of the program.

2b. Provide a measure(s) of the program's quality.

Once a Memorandum of Understanding is signed by the Division of Tourism and the Route 66 Commission, a measure will be developed to determine the quality of the program.

2c. Provide a measure(s) of the program's impact.

Once a Memorandum of Understanding is signed by the Division of Tourism and the Route 66 Commission, a measure will be developed to determine the impact of the program.

2d. Provide a measure(s) of the program's efficiency.

Once a Memorandum of Understanding is signed by the Division of Tourism and the Route 66 Commission, a measure will be developed to determine the efficiency of the program.

PROGRAM DESCRIPTION


Department: Economic Development

HB Section(s): 7.136

Program Name: Route 66 Festival

Program is found in the following core budget(s): Route 66 Festival

3. Provide actual expenditures for the prior three fiscal years and planned expenditures for the current fiscal year. *(Note: Amounts do not include fringe benefit costs.)*



Note: Planned expenditures for GR reflects the 3% Governor's Reserve.

4. What are the sources of the "Other " funds?

N/A

5. What is the authorization for this program, i.e., federal or state statute, etc.? *(Include the federal program number, if applicable.)*

Section 620.2200, RSMo.

6. Are there federal matching requirements? If yes, please explain.

No

7. Is this a federally mandated program? If yes, please explain.

No

CORE DECISION ITEM

Department: Economic Development	Budget Unit <u>42461C</u>
Division: Tourism	
Core: Meet in Missouri Transfer	HB Section <u>7.137</u>

1. CORE FINANCIAL SUMMARY

FY 2025 Budget Request					FY 2025 Governor's Recommendation				
	GR	Federal	Other	Total		GR	Federal	Other	Total
PS	0	0	0	0	PS	0	0	0	0
EE	0	0	0	0	EE	0	0	0	0
PSD	0	0	0	0	PSD	0	0	0	0
TRF	1,000,000	0	0	1,000,000	TRF	1,000,000	0	0	1,000,000
Total	1,000,000	0	0	1,000,000	Total	1,000,000	0	0	1,000,000
FTE	0.00	0.00	0.00	0.00	FTE	0.00	0.00	0.00	0.00
Est. Fringe	0	0	0	0	Est. Fringe	0	0	0	0
<i>Note: Fringes budgeted in House Bill 5 except for certain fringes budgeted directly to MoDOT, Highway Patrol, and Conservation.</i>					<i>Note: Fringes budgeted in House Bill 5 except for certain fringes budgeted directly to MoDOT, Highway Patrol, and Conservation.</i>				

Other Funds:

Other Funds:

2. CORE DESCRIPTION

This core decision item is the General Revenue transfer that provides funding to the Major Economic Convention Event in Missouri Fund more commonly referred to as the Meet in Missouri Act. The authority for this program is provided for in Section 620.1620, RSMo.

See the core decision item for the Meet in Missouri for details about this program.

3. PROGRAM LISTING (list programs included in this core funding)

Major Economic Convention Event in Missouri (Meet in Missouri) Fund Transfer

CORE DECISION ITEM

Department: Economic Development	Budget Unit <u>42461C</u>
Division: Tourism	
Core: Meet in Missouri Transfer	HB Section <u>7.137</u>

4. FINANCIAL HISTORY

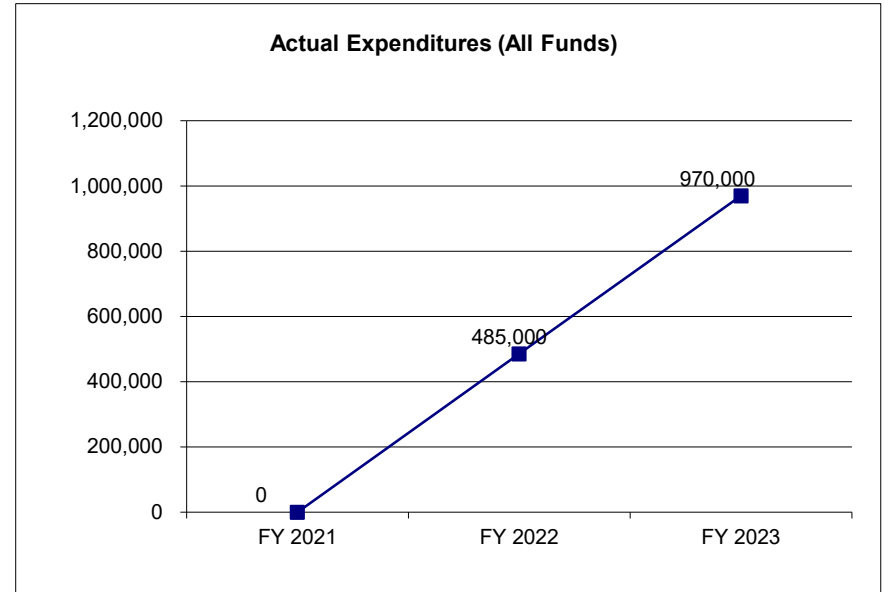
	FY 2021 Actual	FY 2022 Actual	FY 2023 Actual	FY 2024 Current Yr.
Appropriation (All Funds)	0	500,000	1,000,000	1,000,000
Less Reverted (All Funds)	0	(15,000)	(30,000)	(30,000)
Less Restricted (All Funds)*	0	0	0	0
Budget Authority (All Funds)	0	485,000	970,000	970,000
Actual Expenditures (All Funds)	0	485,000	970,000	N/A
Unexpended (All Funds)	0	0	0	N/A
Unexpended, by Fund:				
General Revenue	0	0	0	N/A
Federal	0	0	0	N/A
Other	0	0	0	N/A

*Current Year restricted amount is as of _____.

Reverted includes the statutory three percent reserve amount (when applicable).

Restricted includes any Governor's expenditure restrictions which remained at the end of the fiscal year (when applicable).

NOTES:



CORE RECONCILIATION DETAIL

**DEPARTMENT OF ECONOMIC DEVELOPMENT
MEET IN MO TRANSFER**

5. CORE RECONCILIATION DETAIL

	Budget Class	FTE	GR	Federal	Other	Total	Explanation
TAFP AFTER VETOES							
	TRF	0.00	1,000,000	0	0	1,000,000	
	Total	0.00	1,000,000	0	0	1,000,000	
DEPARTMENT CORE REQUEST							
	TRF	0.00	1,000,000	0	0	1,000,000	
	Total	0.00	1,000,000	0	0	1,000,000	
GOVERNOR'S RECOMMENDED CORE							
	TRF	0.00	1,000,000	0	0	1,000,000	
	Total	0.00	1,000,000	0	0	1,000,000	

Department of Economic Development

DECISION ITEM SUMMARY

Budget Unit								
Decision Item	FY 2023	FY 2023	FY 2024	FY 2024	FY 2025	FY 2025	FY 2025	FY 2025
Budget Object Summary	ACTUAL	ACTUAL	BUDGET	BUDGET	DEPT REQ	DEPT REQ	GOV REC	GOV REC
Fund	DOLLAR	FTE	DOLLAR	FTE	DOLLAR	FTE	DOLLAR	FTE
MEET IN MO TRANSFER								
CORE								
FUND TRANSFERS								
GENERAL REVENUE	970,000	0.00	1,000,000	0.00	1,000,000	0.00	1,000,000	0.00
TOTAL - TRF	970,000	0.00	1,000,000	0.00	1,000,000	0.00	1,000,000	0.00
TOTAL	970,000	0.00	1,000,000	0.00	1,000,000	0.00	1,000,000	0.00
GRAND TOTAL	\$970,000	0.00	\$1,000,000	0.00	\$1,000,000	0.00	\$1,000,000	0.00

Department of Economic Development

DECISION ITEM DETAIL

Budget Unit	FY 2023	FY 2023	FY 2024	FY 2024	FY 2025	FY 2025	FY 2025	FY 2025
Decision Item	ACTUAL	ACTUAL	BUDGET	BUDGET	DEPT REQ	DEPT REQ	GOV REC	GOV REC
Budget Object Class	DOLLAR	FTE	DOLLAR	FTE	DOLLAR	FTE	DOLLAR	FTE
MEET IN MO TRANSFER								
CORE								
TRANSFERS OUT	970,000	0.00	1,000,000	0.00	1,000,000	0.00	1,000,000	0.00
TOTAL - TRF	970,000	0.00	1,000,000	0.00	1,000,000	0.00	1,000,000	0.00
GRAND TOTAL	\$970,000	0.00	\$1,000,000	0.00	\$1,000,000	0.00	\$1,000,000	0.00
GENERAL REVENUE	\$970,000	0.00	\$1,000,000	0.00	\$1,000,000	0.00	\$1,000,000	0.00
FEDERAL FUNDS	\$0	0.00	\$0	0.00	\$0	0.00	\$0	0.00
OTHER FUNDS	\$0	0.00	\$0	0.00	\$0	0.00	\$0	0.00

PROGRAM DESCRIPTION	
Department: Economic Development	HB Section(s): <u>7.137</u>
Program Name: Meet in Missouri Transfer	
Program is found in the following core budget(s): Meet in Missouri Transfer	
<p>1a. What strategic priority does this program address? Tourism</p> <p>1b. What does this program do? This is the General Revenue transfer that provides funding to the Major Economic Convention Event in Missouri Fund more commonly referred to as the Meet in Missouri Act. The authority for this program is provided for in Section 620.1620, RSMo. See the Program Description Form for the Meet in Missouri Program for an explanation of this program and how it contributes to tourism-related economic development.</p> <p>2a. Provide an activity measure(s) for the program. This is a GR transfer. Please refer to the Program Description for the Meet in Missouri Program.</p> <p>2b. Provide a measure(s) of the program's quality. This is a GR transfer. Please refer to the Program Description for the Meet in Missouri Program.</p> <p>2c. Provide a measure(s) of the program's impact. This is a GR transfer. Please refer to the Program Description for the Meet in Missouri Program.</p> <p>2d. Provide a measure(s) of the program's efficiency. This is a GR transfer. Please refer to the Program Description for the Meet in Missouri Program.</p>	

PROGRAM DESCRIPTION

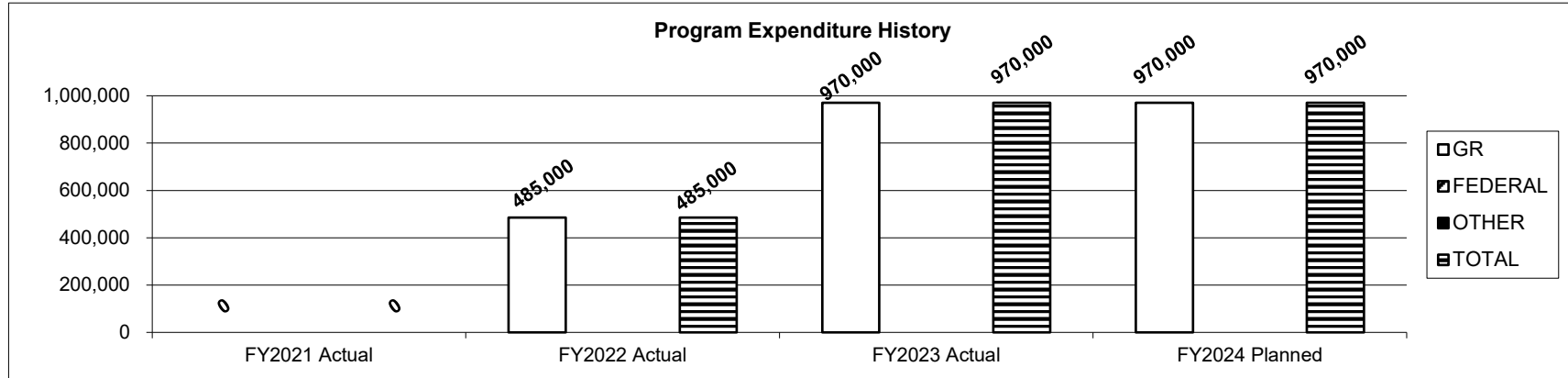
Department: Economic Development

HB Section(s): 7.137

Program Name: Meet in Missouri Transfer

Program is found in the following core budget(s): Meet in Missouri Transfer

3. Provide actual expenditures for the prior three fiscal years and planned expenditures for the current fiscal year. *(Note: Amounts do not include fringe benefit costs.)*



Note: FY2024 Planned reflects planned spending less 3% Governor's Reserve.

4. What are the sources of the "Other " funds?

N/A

5. What is the authorization for this program, i.e., federal or state statute, etc.? (Include the federal program number, if applicable.)

Section 620.1620, RSMo.

6. Are there federal matching requirements? If yes, please explain.

No.

7. Is this a federally mandated program? If yes, please explain.

No.

CORE DECISION ITEM

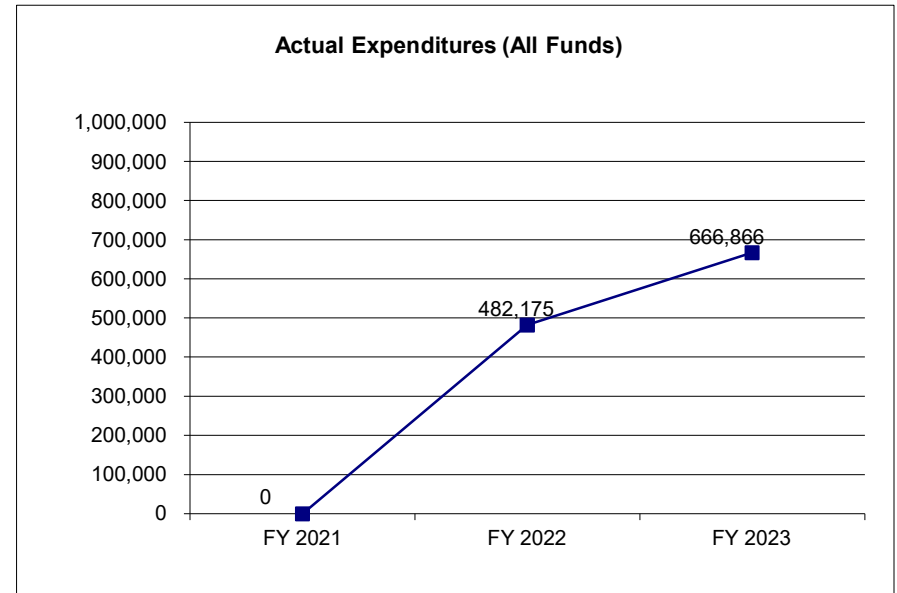
Department: Economic Development					Budget Unit <u>42462C</u>				
Division: Tourism									
Core: Meet in Missouri					HB Section <u>7.138</u>				
1. CORE FINANCIAL SUMMARY									
FY 2025 Budget Request					FY 2025 Governor's Recommendation				
	GR	Federal	Other	Total		GR	Federal	Other	Total
PS	0	0	0	0	PS	0	0	0	0
EE	0	0	0	0	EE	0	0	0	0
PSD	0	0	1,000,000	1,000,000	PSD	0	0	1,000,000	1,000,000
TRF	0	0	0	0	TRF	0	0	0	0
Total	0	0	1,000,000	1,000,000	Total	0	0	1,000,000	1,000,000
FTE					FTE				
	0.00	0.00	0.00	0.00		0.00	0.00	0.00	0.00
<i>Est. Fringe</i>	0	0	0	0	<i>Est. Fringe</i>	0	0	0	0
<i>Note: Fringes budgeted in House Bill 5 except for certain fringes budgeted directly to MoDOT, Highway Patrol, and Conservation.</i>					<i>Note: Fringes budgeted in House Bill 5 except for certain fringes budgeted directly to MoDOT, Highway Patrol, and Conservation.</i>				
Other Funds: Major Economic Convention Event in Missouri Fund (0593)					Other Funds: Major Economic Convention Event in Missouri Fund (0593)				
2. CORE DESCRIPTION									
<p>The Major Economic Convention Event in Missouri Fund was established in 2016 (HB 1698), as provided for in §620.1620, RSMo. and became effective August 2016. This program, more commonly referred to as the Meet in Missouri Act, provides an incentive for Destination Marketing Organizations (DMOs) to attract major out-of-state conventions to the State of Missouri. After the DMO submits the written major convention plan, the Department of Economic Development is responsible for reviewing, approving/denying the application, dispersing funds, receiving and reviewing the final summary report, and determining if any refund is required. The awarded funds may be used by the DMO for any operational costs of the venue; however, administrative costs cannot be covered. With these awarded funds, the Meet in Missouri Act hopes to assist DMOs in attracting out-of-state visitors to conventions.</p>									
3. PROGRAM LISTING (list programs included in this core funding)									
Meet in Missouri Act									

CORE DECISION ITEM

Department: Economic Development	Budget Unit <u>42462C</u>
Division: Tourism	
Core: Meet in Missouri	HB Section <u>7.138</u>

4. FINANCIAL HISTORY

	FY 2021 Actual	FY 2022 Actual	FY 2023 Actual	FY 2024 Current Yr.
Appropriation (All Funds)	500,000	500,000	1,000,000	1,000,000
Less Reverted (All Funds)	0	0	0	0
Less Restricted (All Funds)*	0	0	0	0
Budget Authority (All Funds)	500,000	500,000	1,000,000	1,000,000
Actual Expenditures (All Funds)	0	482,175	666,866	N/A
Unexpended (All Funds)	500,000	17,825	333,134	N/A
Unexpended, by Fund:				
General Revenue	0	0	0	N/A
Federal	0	0	0	N/A
Other	500,000	17,825	333,134	N/A
	(1)	(2)		



*Current Year restricted amount is as of _____.

Reverted includes the statutory three percent reserve amount (when applicable).

Restricted includes any Governor's expenditure restrictions which remained at the end of the fiscal year (when applicable).

NOTES:

(1) In FY2021, the GR transfer was removed; however, the spending appropriation authority remained.

(2) In FY2022, the spending authority was \$500,000; however, only \$485,000 in general revenue was transferred into the fund.

CORE RECONCILIATION DETAIL

**DEPARTMENT OF ECONOMIC DEVELOPMENT
MEET IN MO**

5. CORE RECONCILIATION DETAIL

	Budget Class	FTE	GR	Federal	Other	Total	Explanation
TAFP AFTER VETOES							
	PD	0.00	0	0	1,000,000	1,000,000	
	Total	0.00	0	0	1,000,000	1,000,000	
DEPARTMENT CORE REQUEST							
	PD	0.00	0	0	1,000,000	1,000,000	
	Total	0.00	0	0	1,000,000	1,000,000	
GOVERNOR'S RECOMMENDED CORE							
	PD	0.00	0	0	1,000,000	1,000,000	
	Total	0.00	0	0	1,000,000	1,000,000	

Department of Economic Development

DECISION ITEM SUMMARY

Budget Unit								
Decision Item	FY 2023	FY 2023	FY 2024	FY 2024	FY 2025	FY 2025	FY 2025	FY 2025
Budget Object Summary	ACTUAL	ACTUAL	BUDGET	BUDGET	DEPT REQ	DEPT REQ	GOV REC	GOV REC
Fund	DOLLAR	FTE	DOLLAR	FTE	DOLLAR	FTE	DOLLAR	FTE
MEET IN MO								
CORE								
PROGRAM-SPECIFIC								
MAJOR ECONOMIC CONVENTION FUND	666,866	0.00	1,000,000	0.00	1,000,000	0.00	1,000,000	0.00
TOTAL - PD	666,866	0.00	1,000,000	0.00	1,000,000	0.00	1,000,000	0.00
TOTAL	666,866	0.00	1,000,000	0.00	1,000,000	0.00	1,000,000	0.00
GRAND TOTAL	\$666,866	0.00	\$1,000,000	0.00	\$1,000,000	0.00	\$1,000,000	0.00

Department of Economic Development

DECISION ITEM DETAIL

Budget Unit	FY 2023	FY 2023	FY 2024	FY 2024	FY 2025	FY 2025	FY 2025	FY 2025
Decision Item	ACTUAL	ACTUAL	BUDGET	BUDGET	DEPT REQ	DEPT REQ	GOV REC	GOV REC
Budget Object Class	DOLLAR	FTE	DOLLAR	FTE	DOLLAR	FTE	DOLLAR	FTE
MEET IN MO								
CORE								
PROGRAM DISTRIBUTIONS	666,866	0.00	1,000,000	0.00	1,000,000	0.00	1,000,000	0.00
TOTAL - PD	666,866	0.00	1,000,000	0.00	1,000,000	0.00	1,000,000	0.00
GRAND TOTAL	\$666,866	0.00	\$1,000,000	0.00	\$1,000,000	0.00	\$1,000,000	0.00
GENERAL REVENUE	\$0	0.00	\$0	0.00	\$0	0.00	\$0	0.00
FEDERAL FUNDS	\$0	0.00	\$0	0.00	\$0	0.00	\$0	0.00
OTHER FUNDS	\$666,866	0.00	\$1,000,000	0.00	\$1,000,000	0.00	\$1,000,000	0.00

PROGRAM DESCRIPTION

Department: Economic Development

HB Section(s): 7.138

Program Name: Meet in Missouri

Program is found in the following core budget(s):

1a. What strategic priority does this program address?

Tourism

1b. What does this program do?

The Missouri Division of Tourism oversees the Meet in Missouri program to help Destination Marketing Organizations (DMO) by assisting in attracting large conventions that may not otherwise be held within Missouri. Large conventions issue RFPs (Request for Proposals) allowing multiple cities/DMOs to bid on the event. The city/DMO that provides the best offer for the convention will win the RFP and hold the conference, bringing in out-of-state visitors. The Meet in Missouri funds are awarded to the DMO (such as convention and visitor bureaus) to pay for operational expenses of the conference. With the additional funds, the DMO improves the chance of being awarded the RFP for the conference.

2a. Provide an activity measure(s) for the program.

The number of grant applications received by the Missouri Division of Tourism determines the level of interest in the program. In FY2022, \$482,175 in program funds were distributed and in FY2023, \$666,830 in program funds were distributed.

	FY2021 Actual	FY2022 Actual	FY2023		FY2024 Planned	FY2025 Planned	FY2026 Planned
			Planned	Actual			
Application Received	12	6	25	56	60	60	60
Conventions Funded	0	4	15	16	18	18	18
Conventions Held	0	1	10	3	8	8	8

2b. Provide a measure(s) of the program's quality.

The satisfaction with the Meet in Missouri program will be rated by participating DMOs. After the grant process has been completed, a survey will be sent to new participants to rate the quality and efficiency of the Meet in Missouri program. Because only two DMOs have completed Meet in Missouri grants, we have only received feedback from those two - we received a 5 out of 5 for program quality.

PROGRAM DESCRIPTION

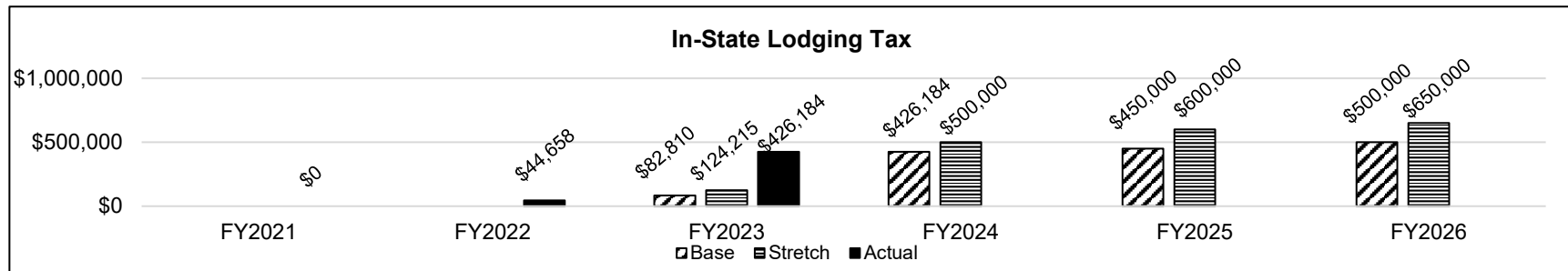
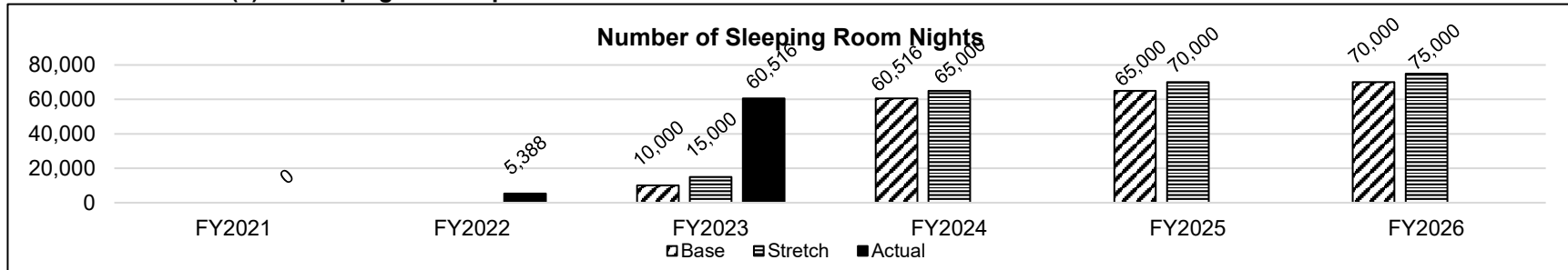
Department: Economic Development

HB Section(s): 7.138

Program Name: Meet in Missouri

Program is found in the following core budget(s):

2c. Provide a measure(s) of the program's impact.



Note: In FY2021, the GR transfer was not appropriated; therefore, there were no expenditures.

PROGRAM DESCRIPTION

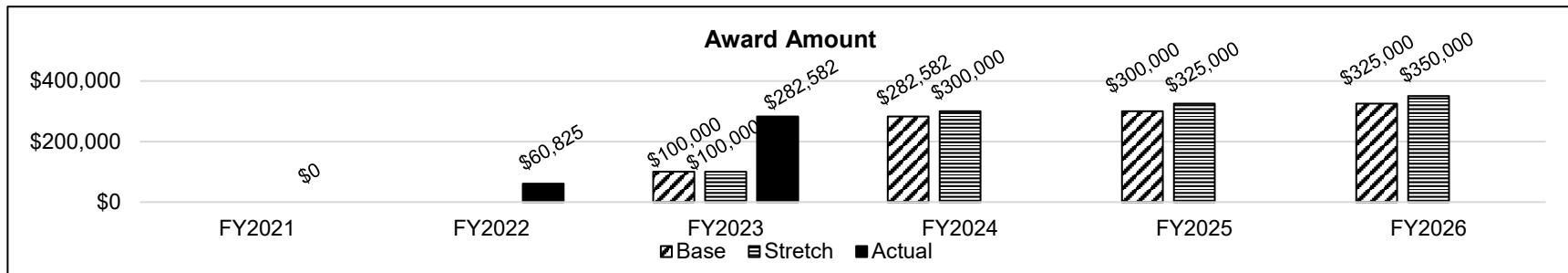
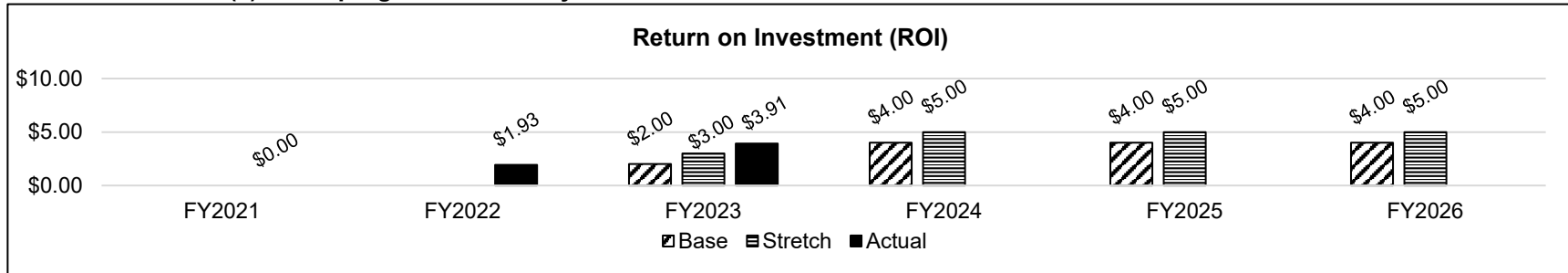
Department: Economic Development

HB Section(s): 7.138

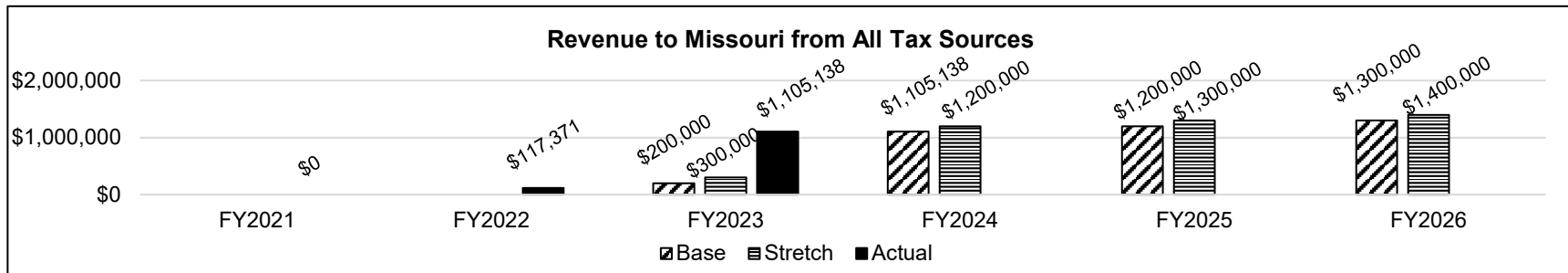
Program Name: Meet in Missouri

Program is found in the following core budget(s):

2d. Provide a measure(s) of the program's efficiency.



Note: FY2023 base and stretch are the same as the award amount is not expected to increase within the next year.



Note: In FY2022 only one convention was held and the remaining distributed (expended) funds are allocated for future events.

PROGRAM DESCRIPTION

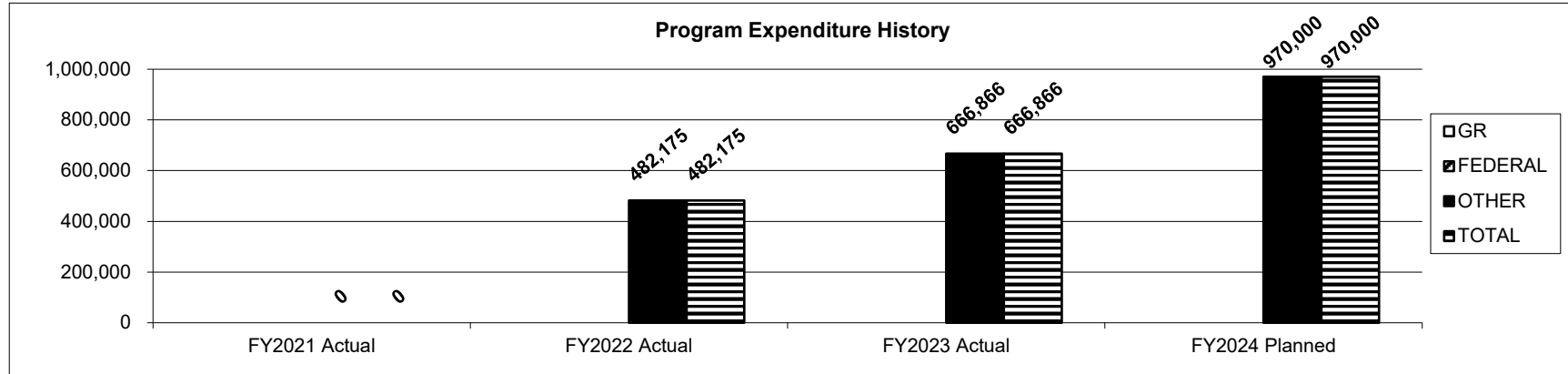
Department: Economic Development

HB Section(s): 7.138

Program Name: Meet in Missouri

Program is found in the following core budget(s):

3. Provide actual expenditures for the prior three fiscal years and planned expenditures for the current fiscal year. (Note: Amounts do not include fringe benefit costs.)



Note: FY2024 Planned reflects spending less 3% Governor's Reserve from the GR Transfer.

4. What are the sources of the "Other " funds?

A General Revenue Fund transfer was made into the Major Economic Convention Event in Missouri Fund for the Meet in Missouri Program. The one-time GR transfer was made in FY2020; however, before any funds were distributed, the funds were withheld.

5. What is the authorization for this program, i.e., federal or state statute, etc.? (Include the federal program number, if applicable.)

Section 620.1620, RSMo.

6. Are there federal matching requirements? If yes, please explain.

No

7. Is this a federally mandated program? If yes, please explain.

No

CORE DECISION ITEM

Department: Economic Development					Budget Unit 42470C				
Division: Missouri Housing Development Commission									
Core: Missouri Housing Development Commission - Missouri Housing Trust Fund					HB Section 7.140				
1. CORE FINANCIAL SUMMARY									
FY 2025 Budget Request					FY 2025 Governor's Recommendation				
	GR	Federal	Other	Total		GR	Federal	Other	Total
PS	0	0	0	0	PS	0	0	0	0
EE	0	0	0	0	EE	0	0	0	0
PSD	0	0	6,500,000	6,500,000	PSD	0	0	6,500,000	6,500,000
TRF	0	0	0	0	TRF	0	0	0	0
Total	0	0	6,500,000	6,500,000	Total	0	0	6,500,000	6,500,000
FTE	0.00	0.00	0.00	0.00	FTE	0.00	0.00	0.00	0.00
Est. Fringe	0	0	0	0	Est. Fringe	0	0	0	0
Note: Fringes budgeted in House Bill 5 except for certain fringes budgeted directly to MoDOT, Highway Patrol, and Conservation.					Note: Fringes budgeted in House Bill 5 except for certain fringes budgeted directly to MoDOT, Highway Patrol, and Conservation.				
Other Funds: Missouri Housing Trust Fund (0254)					Other Funds: Missouri Housing Trust Fund (0254)				
2. CORE DESCRIPTION									
Pursuant to Missouri statutory law (59.319, RSMo), upon the recording of certain instruments, \$3 dollars shall be charged and collected by every recorder of deeds office and forwarded monthly to the Director of Revenue for deposit in the state treasury and credited to the Missouri Housing Trust Fund ("MHTF"). At the conclusion of each statutory year, pursuant to Missouri statutory law (215.034.1, RSMo), the State Treasurer allocates all moneys in the MHTF to the Missouri Housing Development Commission. By statute (215.036, RSMo), the Missouri Housing Trust Fund ("MHTF") exists to financially assist the development of housing stock and to provide housing assistance to low-income persons and families.									
3. PROGRAM LISTING (list programs included in this core funding)									
Missouri Housing Development Commission									

CORE DECISION ITEM

Department:	Economic Development	Budget Unit	42470C
Division:	Missouri Housing Development Commission		
Core:	Missouri Housing Development Commission - Missouri Housing Trust Fund	HB Section	7.140

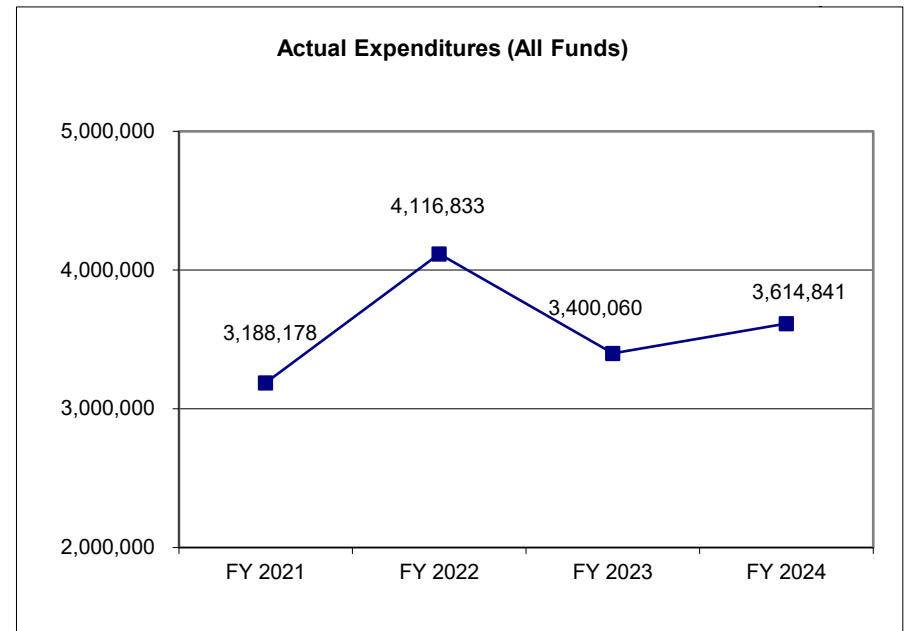
4. FINANCIAL HISTORY

	FY 2021 Actual	FY 2022 Actual	FY 2023 Actual	FY 2024 Current Yr.
Appropriation (All Funds)	4,450,000	4,450,000	6,500,000	6,500,000
Less Reverted (All Funds)	0	0	0	0
Less Restricted (All Funds)	0	0	0	0
Budget Authority (All Funds)	4,450,000	4,450,000	6,500,000	6,500,000
Actual Expenditures (All Funds)	3,188,178	4,116,833	3,400,060	3,614,841
Unexpended (All Funds)	1,261,822	333,167	3,099,940	2,885,159
Unexpended, by Fund:				
General Revenue				
Federal				
Other	1,261,822	333,167	3,099,940	2,885,159
	(1)	(1)	(1)	(2)

*Restricted amount is as of: _____

Reverted includes Governor's standard 3 percent reserve (when applicable).
 Restricted includes any extraordinary expenditure restriction (when applicable).

NOTES: (1) Unexpended reflects the difference between the appropriation and actual fees collected.
 (2) FY2024 data reflects the amount transferred in July 2023 for the FY2024 funding cycle. Unexpended reflects the difference between the appropriation and actual fees collected.



CORE RECONCILIATION DETAIL

**DEPARTMENT OF ECONOMIC DEVELOPMENT
MISSOURI HOUSING TRUST**

5. CORE RECONCILIATION DETAIL

	Budget Class	FTE	GR	Federal	Other	Total	Explanation
TAFP AFTER VETOES							
	PD	0.00	0	0	6,500,000	6,500,000	
	Total	0.00	0	0	6,500,000	6,500,000	
DEPARTMENT CORE REQUEST							
	PD	0.00	0	0	6,500,000	6,500,000	
	Total	0.00	0	0	6,500,000	6,500,000	
GOVERNOR'S RECOMMENDED CORE							
	PD	0.00	0	0	6,500,000	6,500,000	
	Total	0.00	0	0	6,500,000	6,500,000	

Department of Economic Development

DECISION ITEM SUMMARY

Budget Unit								
Decision Item	FY 2023	FY 2023	FY 2024	FY 2024	FY 2025	FY 2025	FY 2025	FY 2025
Budget Object Summary	ACTUAL	ACTUAL	BUDGET	BUDGET	DEPT REQ	DEPT REQ	GOV REC	GOV REC
Fund	DOLLAR	FTE	DOLLAR	FTE	DOLLAR	FTE	DOLLAR	FTE
MISSOURI HOUSING TRUST								
CORE								
PROGRAM-SPECIFIC								
MO HOUSING TRUST	3,400,060	0.00	6,500,000	0.00	6,500,000	0.00	6,500,000	0.00
TOTAL - PD	3,400,060	0.00	6,500,000	0.00	6,500,000	0.00	6,500,000	0.00
TOTAL	3,400,060	0.00	6,500,000	0.00	6,500,000	0.00	6,500,000	0.00
GRAND TOTAL	\$3,400,060	0.00	\$6,500,000	0.00	\$6,500,000	0.00	\$6,500,000	0.00

Department of Economic Development

DECISION ITEM DETAIL

Budget Unit	FY 2023	FY 2023	FY 2024	FY 2024	FY 2025	FY 2025	FY 2025	FY 2025
Decision Item	ACTUAL	ACTUAL	BUDGET	BUDGET	DEPT REQ	DEPT REQ	GOV REC	GOV REC
Budget Object Class	DOLLAR	FTE	DOLLAR	FTE	DOLLAR	FTE	DOLLAR	FTE
MISSOURI HOUSING TRUST								
CORE								
PROGRAM DISTRIBUTIONS	3,400,060	0.00	6,500,000	0.00	6,500,000	0.00	6,500,000	0.00
TOTAL - PD	3,400,060	0.00	6,500,000	0.00	6,500,000	0.00	6,500,000	0.00
GRAND TOTAL	\$3,400,060	0.00	\$6,500,000	0.00	\$6,500,000	0.00	\$6,500,000	0.00
GENERAL REVENUE	\$0	0.00	\$0	0.00	\$0	0.00	\$0	0.00
FEDERAL FUNDS	\$0	0.00	\$0	0.00	\$0	0.00	\$0	0.00
OTHER FUNDS	\$3,400,060	0.00	\$6,500,000	0.00	\$6,500,000	0.00	\$6,500,000	0.00

PROGRAM DESCRIPTION

Department: Economic Development

HB Section(s): 7.140

Program Name: Missouri Housing Trust Fund

Program is found in the following core budget(s): Missouri Housing Development Commission

1a. What strategic priority does this program address?

Community Development

1b. What does this program do?

- The Missouri Housing Trust Fund (MHTF) works in collaboration with other programs to reduce, eliminate and prevent homelessness.
- The MHTF was created to financially assist the development of housing stock and to provide housing assistance to low-income persons and families.
- As the statutorily designated administrator of the MHTF, the Missouri Housing Development Commission (MHDC) utilizes a competitive application process to grant funds to agencies, typically non-profits, that provide direct assistance to low-income persons and families; including rent and utility assistance, and home repairs/modifications.

2a. Provide an activity measure(s) for the program.

Number of Households Served

MHDC Programs	FY2021		FY2022		FY2023		FY2024	FY2025	FY2026
	Projected	Actual	Projected	Actual	Projected	Actual	Projected	Projected	Projected
Emergency Assistance	767	804	850	842	859	967	977	987	997
Rental Assistance	513	444	604	598	610	873	882	891	900
Home Repair/Modification	44	46	196	194	198	56	57	58	59
Grand Total	1,324	1,294	1,650	1,634	1,667	1,896	1,915	1,934	1,953
Amount of Funds Leveraged	\$56.4M	\$101M	\$56.2M	\$53.7M	\$56.8M	\$53.0M	\$53.5M	\$54.0M	\$54.5M

Note 1: Table depicts the number of households prevented from becoming or remaining homeless as a result of assistance received from the MHTF.

Note 2: Program projections for FY2024, FY2025, and FY2026 are based on FY2023 actual data with an assumption of moderate annual growth (1 percent).

PROGRAM DESCRIPTION

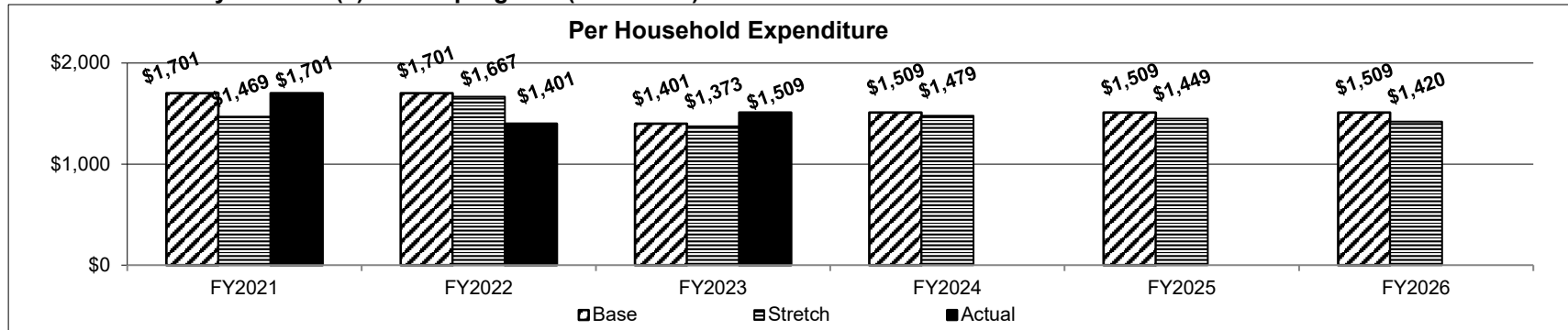
Department: Economic Development

HB Section(s): 7.140

Program Name: Missouri Housing Trust Fund

Program is found in the following core budget(s): Missouri Housing Development Commission

2a. Provide an activity measure(s) for the program. (continued)



Note 1: "Per Household Expenditure" refers to the amount of MHTF funds utilized each time a household received Rental Assistance, Emergency Assistance and/or Home Repair Assistance through the MHTF program.

Note 2: Base target is calculated by using FY2023 actual per household expenditures (Rental Assistance, Emergency Assistance and Home Repair Assistance). Stretch is calculated based on a 2 percent decrease in household expenditure annually.

2b. Provide a measure(s) of the program's quality.



Note 1: "Customer" refers to organizations (grantees) which received MHTF monies for the current FY2023 grant year.

Note 2: The MHTF Annual Survey consists of a set of five satisfaction questions on a five-point weighted scale. The survey is sent to FY2022 grantees.

Note 3: Base target set as FY2023 actual data. Stretch target set as a .25 point increase up to the maximum possible five points.

PROGRAM DESCRIPTION

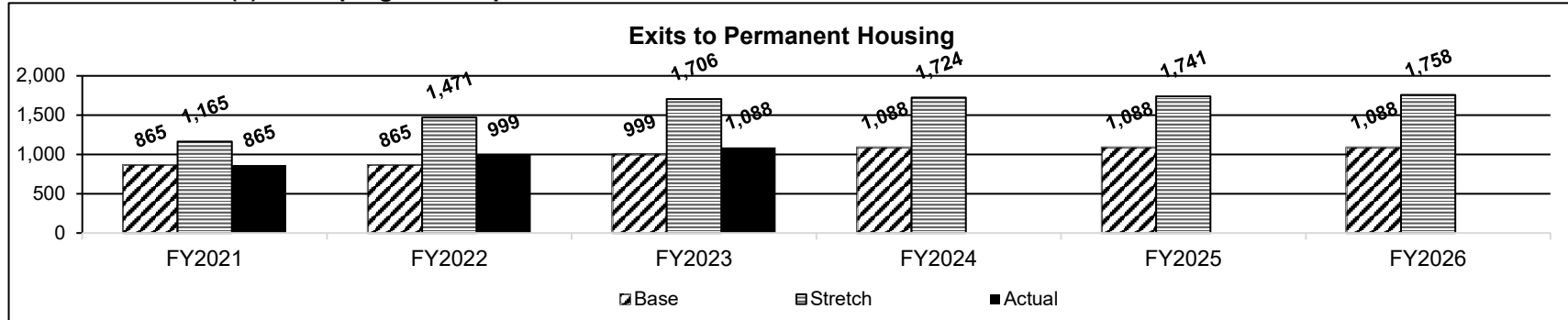
Department: Economic Development

HB Section(s): 7.140

Program Name: Missouri Housing Trust Fund

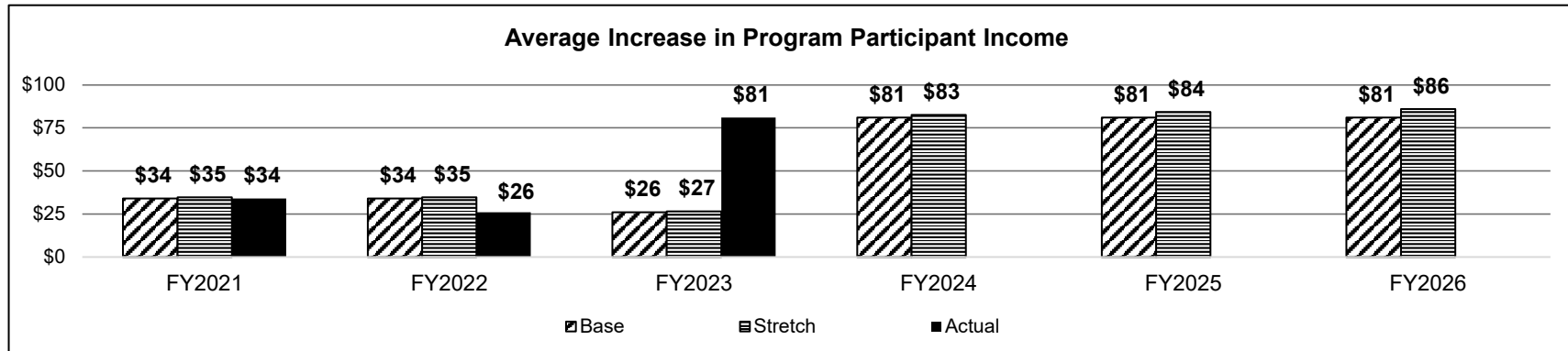
Program is found in the following core budget(s): Missouri Housing Development Commission

2c. Provide a measure(s) of the program's impact.



Note 1: "Exits to Permanent Housing" refers to the number of households that obtained or maintained permanent housing after exiting the MHTF program.

Note 2: Base target is set at the FY2023 actual data. Stretch target is calculated at 90 percent of the total projected households assisted detailed in 2a.



Note 1: "Increase in Program Participant Income" refers to an increase in either earned income or connection to other mainstream resources (i.e., SSI, SSDI, etc.) as a result of participating in the MHTF program.

Note 2: Base target is set at the FY2023 actual data. Stretch target is calculated with a modest 2 percent increase annually.

PROGRAM DESCRIPTION

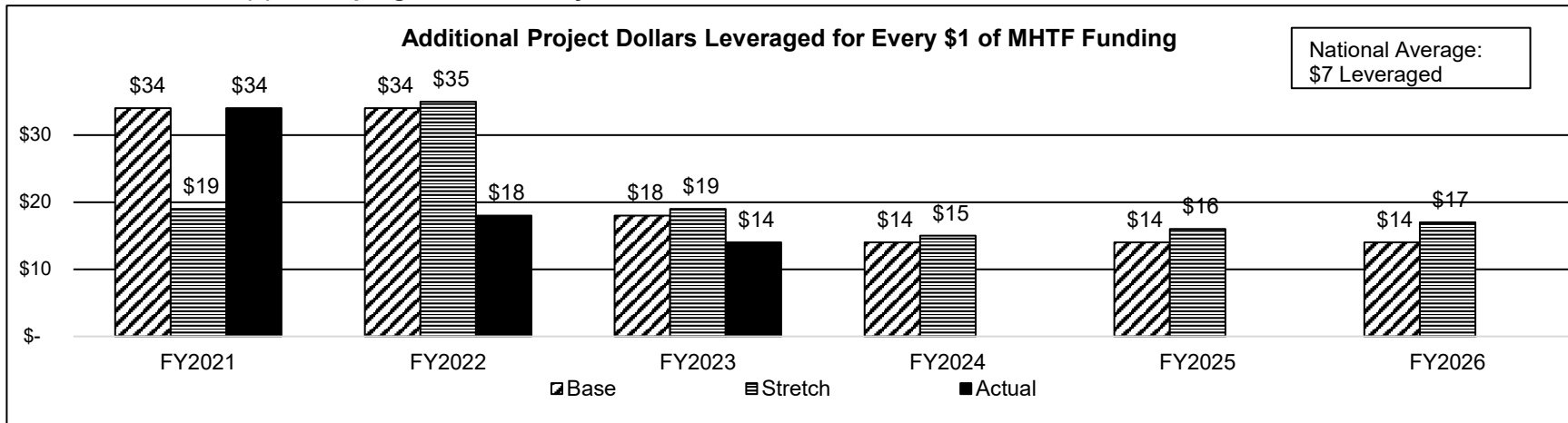
Department: Economic Development

HB Section(s): 7.140

Program Name: Missouri Housing Trust Fund

Program is found in the following core budget(s): Missouri Housing Development Commission

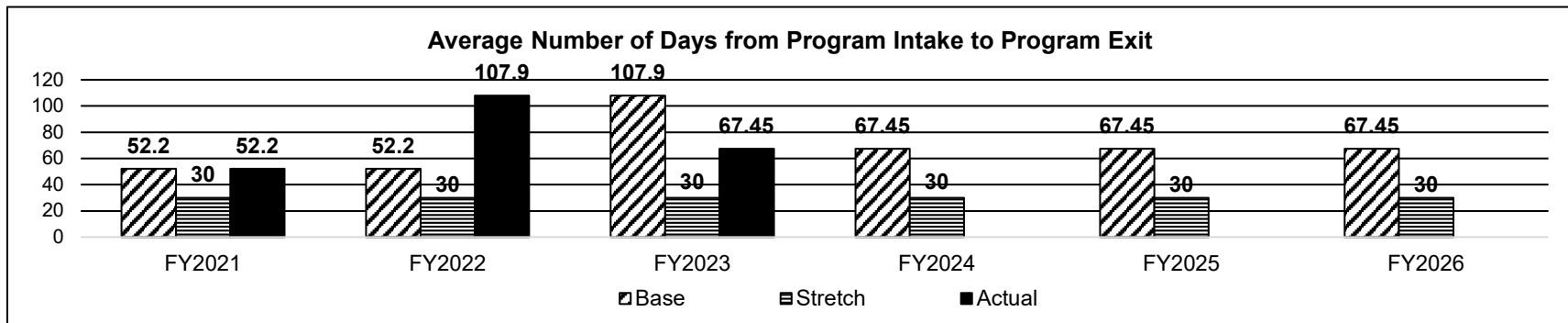
2d. Provide a measure(s) of the program's efficiency.



Note 1: MHDC is able to assist a larger number of individuals than would otherwise be possible by successfully leveraging the state dollars with other funds.

Note 3: National average as reported in the 2016 Housing Trust Fund Survey Report published by the Center for Community Change.

Note 4: Base is set at the FY2023 actual data with a stretch target of a \$1 increase.



Note 1: "Program Exit" refers to the date the program participant is no longer receiving MHTF assistance.

Note 2: Base target set at FY2023 actual data as a benchmark. Stretch target set at the federal performance measure benchmark of 30 days.

Note 3: The COVID pandemic limited housing and employment options, which had a negative effect on program participant's ability to exit to permanent housing as quickly.

PROGRAM DESCRIPTION

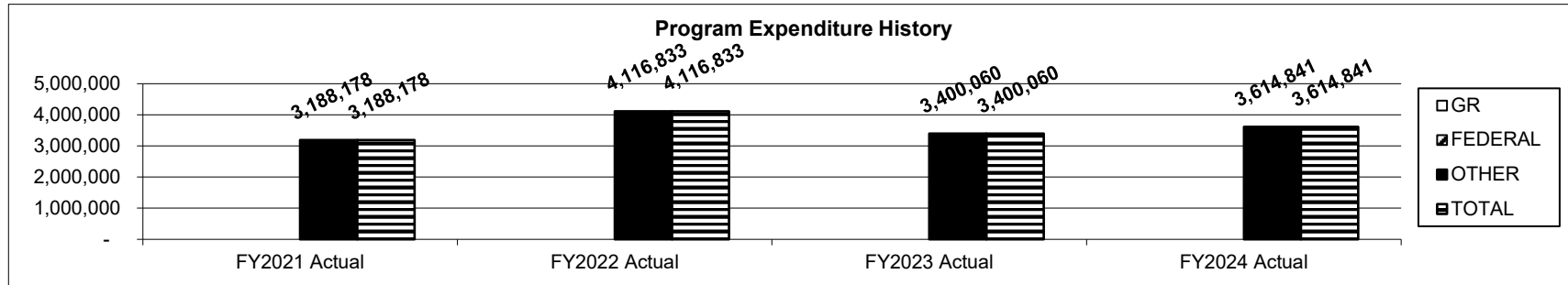
Department: Economic Development

HB Section(s): 7.140

Program Name: Missouri Housing Trust Fund

Program is found in the following core budget(s): Missouri Housing Development Commission

3. Provide actual expenditures for the prior three fiscal years and planned expenditures for the current fiscal year. *(Note: Amounts do not include fringe benefit costs.)*



Note: FY2024 Actual reflects the actual amount transferred from the State Treasurer's office July 2023 for the FY2024 funding cycle.

4. What are the sources of the "Other " funds?

Missouri Housing Trust Fund (0254) is funded with \$3 dollars charged and collected by every recorder of deeds office pursuant to 59.319 RSMo.

5. What is the authorization for this program, i.e., federal or state statute, etc.? (Include the federal program number, if applicable.)

Section 59.319, RSMo and Sections 215.034 - 215.039, RSMo.

6. Are there federal matching requirements? If yes, please explain.

No.

7. Is this a federally mandated program? If yes, please explain.

No.

CORE DECISION ITEM

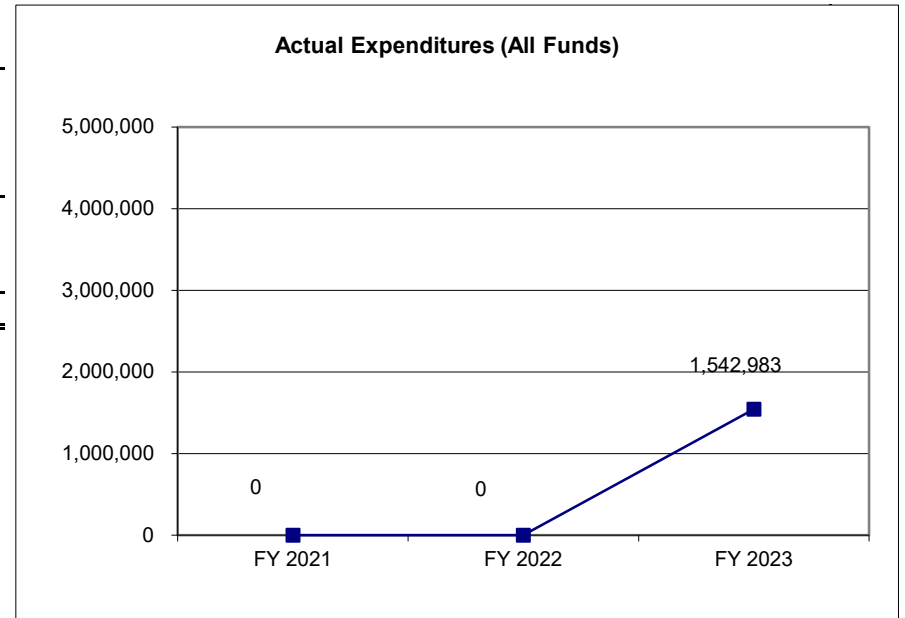
Department: Economic Development					Budget Unit 42472C				
Division: Missouri Housing Development Commission									
Core: Emergency Solutions Grant Program					HB Section 7.140				
1. CORE FINANCIAL SUMMARY									
FY 2025 Budget Request					FY 2025 Governor's Recommendation				
	GR	Federal	Other	Total		GR	Federal	Other	Total
PS	0	0	0	0	PS	0	0	0	0
EE	0	0	0	0	EE	0	0	0	0
PSD	0	4,130,000	0	4,130,000	PSD	0	4,130,000	0	4,130,000
TRF	0	0	0	0	TRF	0	0	0	0
Total	0	4,130,000	0	4,130,000	Total	0	4,130,000	0	4,130,000
FTE	0.00	0.00	0.00	0.00	FTE	0.00	0.00	0.00	0.00
Est. Fringe	0	0	0	0	Est. Fringe	0	0	0	0
<i>Note: Fringes budgeted in House Bill 5 except for certain fringes budgeted directly to MoDOT, Highway Patrol, and Conservation.</i>					<i>Note: Fringes budgeted in House Bill 5 except for certain fringes budgeted directly to MoDOT, Highway Patrol, and Conservation.</i>				
Federal Funds: Emergency Solutions Grant (0111)					Federal Funds: Emergency Solutions Grant (0111)				
2. CORE DESCRIPTION									
This is the core appropriation authority for the federal Emergency Solutions Grant (ESG) Program. This authority was transferred in FY2023 from the Department of Social Services to the Department of Economic Development. The Missouri Housing Development Commission (MHDC) is the current administrator of these pass-through federal funds from the Department of Housing and Urban Development (HUD). ESG provides funding to (1) engage homeless individuals and families living on the street through street outreach activities; (2) improve the number and quality of emergency shelters for homeless individuals and families; (3) help operate these shelters; (4) provide essential services to shelter residents; (5) rapidly rehouse homeless individuals and families; and (6) prevent individuals and families from becoming homeless.									
3. PROGRAM LISTING (list programs included in this core funding)									
Emergency Solutions Grant Program									

CORE DECISION ITEM

Department:	Economic Development	Budget Unit	42472C
Division:	Missouri Housing Development Commission	HB Section	7.140
Core:	Emergency Solutions Grant Program		

4. FINANCIAL HISTORY

	FY 2021 Actual	FY 2022 Actual	FY 2023 Actual	FY 2024 Current Yr.
Appropriation (All Funds)	0	0	4,130,000	4,130,000
Less Reverted (All Funds)	0	0	0	0
Less Restricted (All Funds)	0	0	0	0
Budget Authority (All Funds)	0	0	4,130,000	4,130,000
Actual Expenditures (All Funds)	0	0	1,542,983	N/A
Unexpended (All Funds)	0	0	2,587,017	N/A
Unexpended, by Fund:				
General Revenue	0	0	0	N/A
Federal	0	0	2,587,017	N/A
Other	0	0	0	N/A
	(1)	(1)		



*Restricted amount is as of: _____

Reverted includes Governor's standard 3 percent reserve (when applicable).
 Restricted includes any extraordinary expenditure restriction (when applicable).

NOTES: (1) Financial history prior to FY2023 is reflected in DSS budget request (House Bill 11.185).

CORE RECONCILIATION DETAIL

DEPARTMENT OF ECONOMIC DEVELOPMENT EMERGENCY SOLUTIONS PROGRAM

5. CORE RECONCILIATION DETAIL

	Budget Class	FTE	GR	Federal	Other	Total	Explanation
TAFP AFTER VETOES							
	PD	0.00	0	4,130,000	0	4,130,000	
	Total	0.00	0	4,130,000	0	4,130,000	
DEPARTMENT CORE REQUEST							
	PD	0.00	0	4,130,000	0	4,130,000	
	Total	0.00	0	4,130,000	0	4,130,000	
GOVERNOR'S RECOMMENDED CORE							
	PD	0.00	0	4,130,000	0	4,130,000	
	Total	0.00	0	4,130,000	0	4,130,000	

Department of Economic Development

DECISION ITEM SUMMARY

Budget Unit								
Decision Item	FY 2023	FY 2023	FY 2024	FY 2024	FY 2025	FY 2025	FY 2025	FY 2025
Budget Object Summary	ACTUAL	ACTUAL	BUDGET	BUDGET	DEPT REQ	DEPT REQ	GOV REC	GOV REC
Fund	DOLLAR	FTE	DOLLAR	FTE	DOLLAR	FTE	DOLLAR	FTE
EMERGENCY SOLUTIONS PROGRAM								
CORE								
PROGRAM-SPECIFIC								
EMERGENCY SOLUTIONS GRANT FUND	1,542,983	0.00	4,130,000	0.00	4,130,000	0.00	4,130,000	0.00
TOTAL - PD	1,542,983	0.00	4,130,000	0.00	4,130,000	0.00	4,130,000	0.00
TOTAL	1,542,983	0.00	4,130,000	0.00	4,130,000	0.00	4,130,000	0.00
GRAND TOTAL	\$1,542,983	0.00	\$4,130,000	0.00	\$4,130,000	0.00	\$4,130,000	0.00

Department of Economic Development

DECISION ITEM DETAIL

Budget Unit	FY 2023	FY 2023	FY 2024	FY 2024	FY 2025	FY 2025	FY 2025	FY 2025
Decision Item	ACTUAL	ACTUAL	BUDGET	BUDGET	DEPT REQ	DEPT REQ	GOV REC	GOV REC
Budget Object Class	DOLLAR	FTE	DOLLAR	FTE	DOLLAR	FTE	DOLLAR	FTE
EMERGENCY SOLUTIONS PROGRAM								
CORE								
PROGRAM DISTRIBUTIONS	1,542,983	0.00	4,130,000	0.00	4,130,000	0.00	4,130,000	0.00
TOTAL - PD	1,542,983	0.00	4,130,000	0.00	4,130,000	0.00	4,130,000	0.00
GRAND TOTAL	\$1,542,983	0.00	\$4,130,000	0.00	\$4,130,000	0.00	\$4,130,000	0.00
GENERAL REVENUE	\$0	0.00	\$0	0.00	\$0	0.00	\$0	0.00
FEDERAL FUNDS	\$1,542,983	0.00	\$4,130,000	0.00	\$4,130,000	0.00	\$4,130,000	0.00
OTHER FUNDS	\$0	0.00	\$0	0.00	\$0	0.00	\$0	0.00

PROGRAM DESCRIPTION

Department: Economic Development

HB Section(s): 7.140

Program Name: Emergency Solutions Grant

Program is found in the following core budget(s): Missouri Housing Development Commission

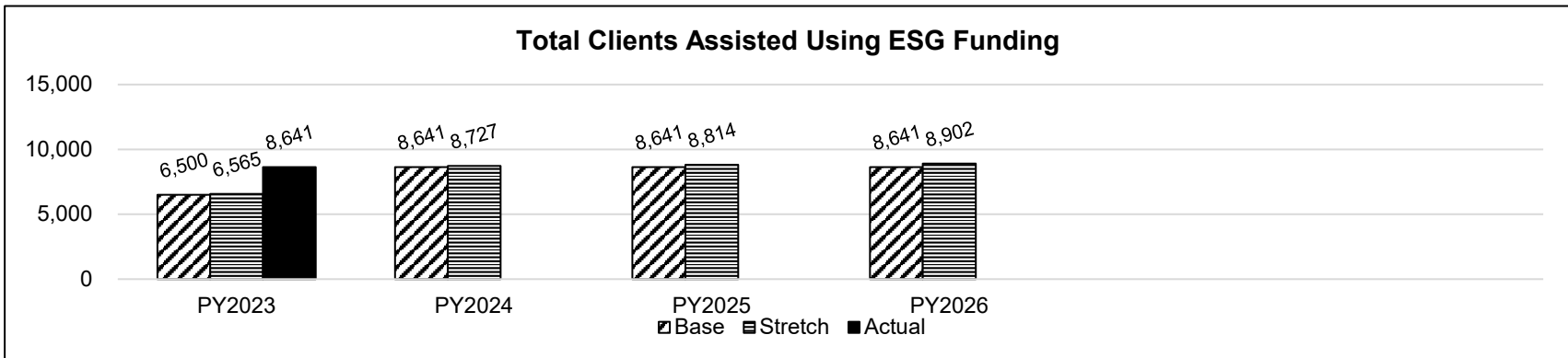
1a. What strategic priority does this program address?

Community Development

1b. What does this program do?

Missouri Housing Development Commission (MHDC) assists individuals and families who are homeless or at risk of homelessness obtain and remain in permanent housing by administering the Emergency Solutions Grant (ESG) Program through approximately 80 sub-grants to non-profit agencies operating emergency shelter, street outreach, rapid re-housing, and homeless prevention programs.

2a. Provide an activity measure(s) for the program.



Note 1: Prior to FY2023, ESG was housed in the Department of Social Service's budget (House Bill 11.185) and can be found there.

Note 2: Data is reported by Program Year (PY) in all performance measures. Program Year is determined by the date of issuance of the Funding Approval Agreement establishing the 2-year spend period for the grant award.

Note 3: The above graph demonstrates the number of persons who were provided assistance through ESG for all of the ESG program.

Note 4: Program projections are based on PY2023 actual data with an assumption of moderate annual growth (1 percent).

2b. Provide a measure(s) of the program's quality.

Due to the nature of the assistance provided by the ESG Program, it can be difficult to collect customer satisfaction data. MHDC holds an annual Focus Group for funded ESG agencies at the end of each grant cycle. The most recent Focus Group was conducted through electronic survey in the month of June 2023 and followed by a live webinar in the same month. During this time, funded agencies were offered an opportunity to provide feedback and suggestions based on their experiences for the future grant year. The feedback has historically been very positive. This year the survey resulted in approximately 84% of respondents stating that they were felt neutral or satisfied with how MHDC has administered the ESG program. In conjunction with the ESG Focus Group, MHDC is working to create and implement more effective ways of evaluating customer satisfaction measures and data reporting processes.

PROGRAM DESCRIPTION

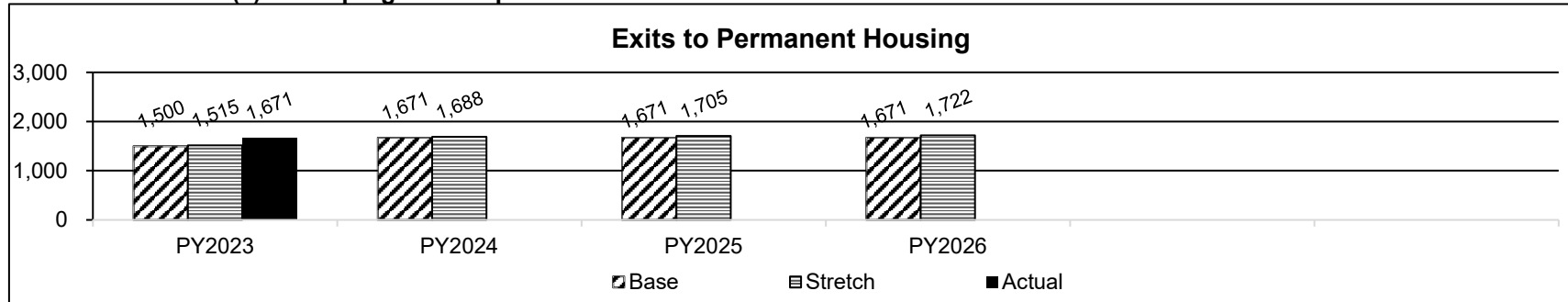
Department: Economic Development

HB Section(s): 7.140

Program Name: Emergency Solutions Grant

Program is found in the following core budget(s): Missouri Housing Development Commission

2c. Provide a measure(s) of the program's impact.



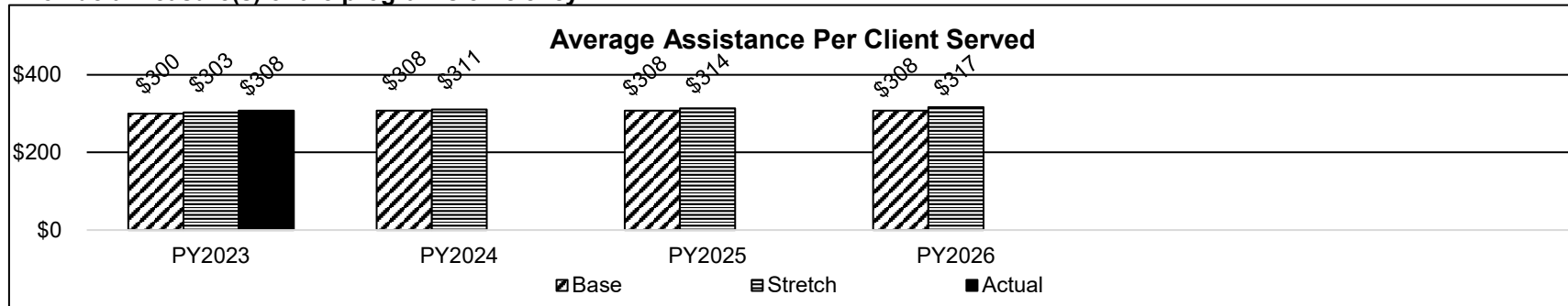
Note 1: Prior to FY2023, ESG was housed in the Department of Social Service's budget (House Bill 11.185) and can be found there.

Note 2: Data is reported by Program Year in all Performance Measures (PY) in all performance measures. Program Year is determined by the date of issuance of the Funding Approval Agreement establishing the 2-year spend period for the grant award.

Note 3: "Total Positive Housing Destinations" refers to individual housing "outcomes" recorded and reported in the Consolidated Annual Performance Evaluation Report (CAPER) to the U.S. Department of Housing and Urban Development (HUD). Positive Permanent Outcomes include individuals and families that obtained a rental housing unit or a home with or without ongoing subsidies (i.e. Section 8 or other housing vouchers) as well as other types of permanent housing outcomes such as moving in with family.

Note 4: Program projections are based on PY2023 actual data with an assumption of moderate annual growth (1 percent).

2d. Provide a measure(s) of the program's efficiency.



Note 1: Prior to FY2023, ESG was housed in the Department of Social Service's budget (House Bill 11.185) and can be found there.

Note 2: Data is reported by Program Year (PY) in all performance measures. Program Year is determined by the date of issuance of the Funding Approval Agreement establishing the 2-year spend period for the grant award.

Note 3: The average assistance is calculated by taking the total federal dollars spent divided by the number of clients served (see 2a).

Note 4: Program projections are based on PY2023 actual data with an assumption of moderate annual growth (1 percent).

PROGRAM DESCRIPTION

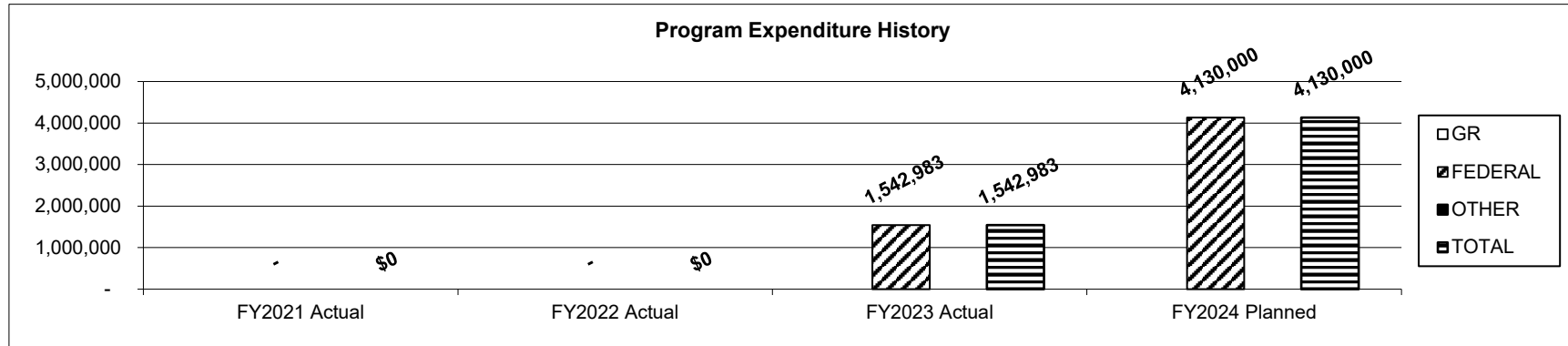
Department: Economic Development

HB Section(s): 7.140

Program Name: Emergency Solutions Grant

Program is found in the following core budget(s): Missouri Housing Development Commission

- 3. Provide actual expenditures for the prior three fiscal years and planned expenditures for the current fiscal year. (Note: Amounts do not include fringe benefit costs.)**



Note: Program expenditure history for FY2021-FY2022 is reflected in DSS budget request (HB 11.185).

- 4. What are the sources of the "Other " funds?**

NA

- 5. What is the authorization for this program, i.e., federal or state statute, etc.? (Include the federal program number, if applicable.)**

Federal Law: Stewart B. McKinney Homeless Assistance Act, as amended 42 USC 11371

Federal Law: P.L. 111-22, Division B, Homeless Emergency Assistance and Rapid Transition to Housing Act of 2009 (HEARTH Act)

- 6. Are there federal matching requirements? If yes, please explain.**

Yes, matching funds are required of sub-recipients (non-profits) on a dollar-for-dollar basis (100%).

As stated in HUD ESG regulation, the state can waive up to the first \$100,000 of required match. The state does not provide any matching funds for this program other than a small portion to match administrative funds used for oversight and monitoring.

- 7. Is this a federally mandated program? If yes, please explain.**

No. However, ESG is a component of Missouri's Five-Year Consolidated Plan which includes all formula funded programs from the Department of Housing and Urban Development.

CORE DECISION ITEM

Department:	Economic Development	Budget Unit	42470C
Division:	Missouri Housing Development Commission		
Core:	Housing Assistance Federal Stimulus 2021-Emergency Rental Assistance	HB Section	NA

1. CORE FINANCIAL SUMMARY

FY 2025 Budget Request					FY 2025 Governor's Recommendation				
	GR	Federal	Other	Total		GR	Federal	Other	Total
PS	0	0	0	0	PS	0	0	0	0
EE	0	0	0	0	EE	0	0	0	0
PSD	0	0	0	0	PSD	0	0	0	0
TRF	0	0	0	0	TRF	0	0	0	0
Total	0	0	0	0	Total	0	0	0	0
FTE	0.00	0.00	0.00	0.00	FTE	0.00	0.00	0.00	0.00

Est. Fringe	0	0	0	0
<i>Note: Fringes budgeted in House Bill 5 except for certain fringes budgeted directly to MoDOT, Highway Patrol, and Conservation.</i>				

Federal Funds: Housing Assistance Federal Stim 2021-Rental Assist

Est. Fringe	0	0	0	0
<i>Note: Fringes budgeted in House Bill 5 except for certain fringes budgeted directly to MoDOT, Highway Patrol, and Conservation.</i>				

Federal Funds:

2. CORE DESCRIPTION

This is the core appropriation authority for federal stimulus funds from the U.S. Department of Treasury for the Emergency Rental Assistance Fund (ERA). ERA 1.0 was authorized under the Consolidated Appropriations Act, 2021 (Public Law 117-2, H.R. 1319). ERA 2.0 was authorized by section 3201 of the American Rescue Plan Act of 2021.

ERA makes funding available to assist households that are unable to pay rent, utilities, home energy costs, and other expenses related to housing as a result of the COVID-19 pandemic. The Missouri Housing Development Commission (MHDC) administers this program on behalf of the State of Missouri.

3. PROGRAM LISTING (list programs included in this core funding)

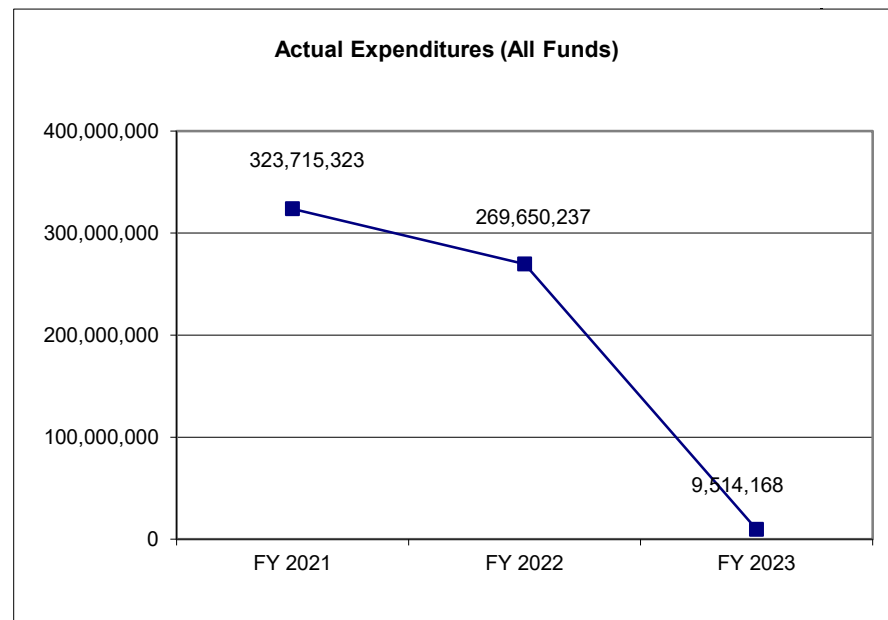
Missouri Housing Development Commission

CORE DECISION ITEM

Department:	Economic Development	Budget Unit	42470C
Division:	Missouri Housing Development Commission	HB Section	NA
Core:	Housing Assistance Federal Stimulus 2021-Emergency Rental Assistance		

4. FINANCIAL HISTORY

	FY 2021 Actual	FY 2022 Actual	FY 2023 Actual	FY 2024 Current Yr.
Appropriation (All Funds)	324,694,749	324,694,749	216,000,000	0
Less Reverted (All Funds)	0	0	0	0
Less Restricted (All Funds)	0	0	0	0
Budget Authority (All Funds)	324,694,749	324,694,749	216,000,000	0
Actual Expenditures (All Funds)	323,715,323	269,650,237	9,514,168	0
Unexpended (All Funds)	979,426	55,044,512	206,485,832	0
Unexpended, by Fund:				
General Revenue				
Federal				
Other	979,426	55,044,512	206,485,832	0
	(1)	(2)	(3)	



*Restricted amount is as of: _____

Reverted includes Governor's standard 3 percent reserve (when applicable).
 Restricted includes any extraordinary expenditure restriction (when applicable).

NOTES: (1) 100% of awarded ERA 1.0 authorized by the Consolidated Appropriations Act, 2021, H.R. 133, Public Law 116-260.
 (2) Includes portion of ERA 2.0 authorized by section 3201 of the American Rescue Plan Act of 2021.
 (3) Unexpended reflects the difference between remaining grant funds and appropriation authority.

Department of Economic Development

DECISION ITEM SUMMARY

Budget Unit								
Decision Item	FY 2023	FY 2023	FY 2024	FY 2024	FY 2025	FY 2025	FY 2025	FY 2025
Budget Object Summary	ACTUAL	ACTUAL	BUDGET	BUDGET	DEPT REQ	DEPT REQ	GOV REC	GOV REC
Fund	DOLLAR	FTE	DOLLAR	FTE	DOLLAR	FTE	DOLLAR	FTE
RENTAL ASST								
CORE								
PROGRAM-SPECIFIC								
HOUSING ASSIST FED STIM 2021	9,514,168	0.00	0	0.00	0	0.00	0	0.00
TOTAL - PD	9,514,168	0.00	0	0.00	0	0.00	0	0.00
TOTAL	9,514,168	0.00	0	0.00	0	0.00	0	0.00
GRAND TOTAL	\$9,514,168	0.00	\$0	0.00	\$0	0.00	\$0	0.00

Department of Economic Development

DECISION ITEM DETAIL

Budget Unit	FY 2023	FY 2023	FY 2024	FY 2024	FY 2025	FY 2025	FY 2025	FY 2025
Decision Item	ACTUAL	ACTUAL	BUDGET	BUDGET	DEPT REQ	DEPT REQ	GOV REC	GOV REC
Budget Object Class	DOLLAR	FTE	DOLLAR	FTE	DOLLAR	FTE	DOLLAR	FTE
RENTAL ASST								
CORE								
PROGRAM DISTRIBUTIONS	9,514,168	0.00	0	0.00	0	0.00	0	0.00
TOTAL - PD	9,514,168	0.00	0	0.00	0	0.00	0	0.00
GRAND TOTAL	\$9,514,168	0.00	\$0	0.00	\$0	0.00	\$0	0.00
GENERAL REVENUE								
	\$0	0.00	\$0	0.00	\$0	0.00		0.00
FEDERAL FUNDS								
	\$9,514,168	0.00	\$0	0.00	\$0	0.00		0.00
OTHER FUNDS								
	\$0	0.00	\$0	0.00	\$0	0.00		0.00

PROGRAM DESCRIPTION

Department: Economic Development

HB Section(s): NA

Program Name: Emergency Rental Assistance

Program is found in the following core budget(s): Missouri Housing Development Commission

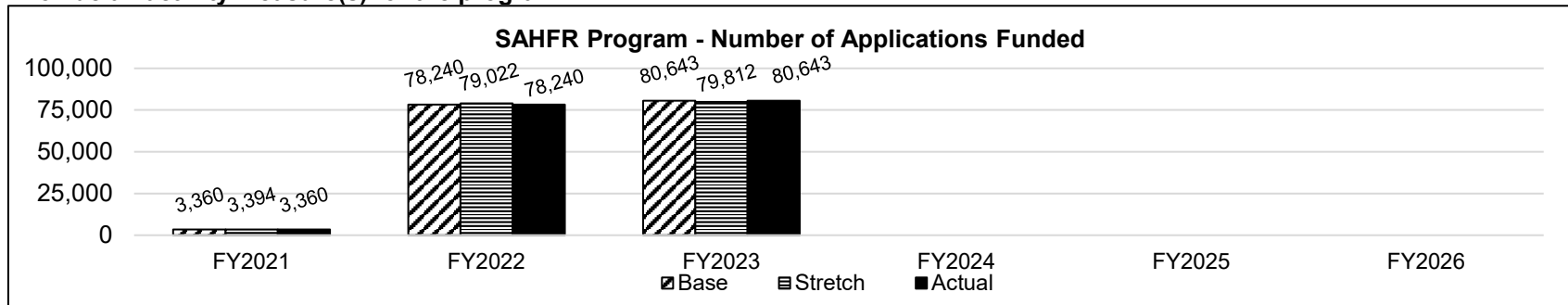
1a. What strategic priority does this program address?

Community Development

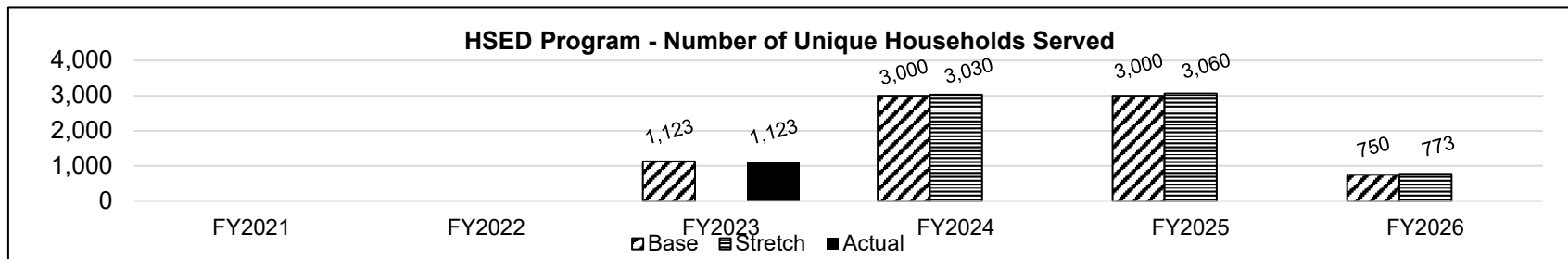
1b. What does this program do?

ERA makes funding available to assist households that are unable to pay rent, utilities, home energy costs, and other expenses related to housing as a result of the COVID-19 pandemic. The Missouri Housing Development Commission (MHDC) administers the State Assistance for Housing Relief (SAHFR) and the Housing Stability and Eviction Diversion (HSED) programs on behalf of the State of Missouri.

2a. Provide an activity measure(s) for the program.



Note: Stretch goals are based on a 1% increase in number of applications each year. The ERA direct assistance program (SAHFR) exhausted all funds in February 2023. New performance measures have been devised to reflect current program activities (see below).



Note: Stretch goals are based on a 1% increase in number of households served each year. ERA funds are being utilized to provide legal services, case management, and minimal rental assistance through a non-profit network (HSED Program), which began in March 2023. New performance measures are based on the current program model.

PROGRAM DESCRIPTION

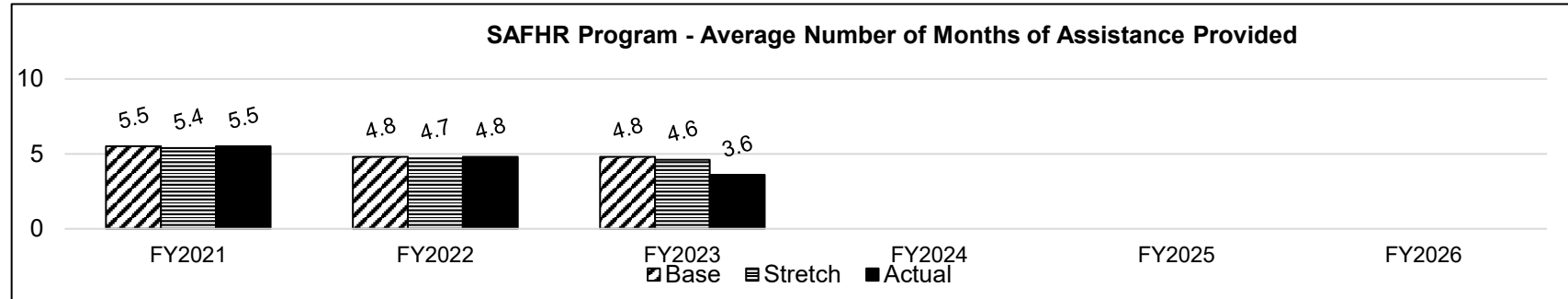
Department: Economic Development

HB Section(s): NA

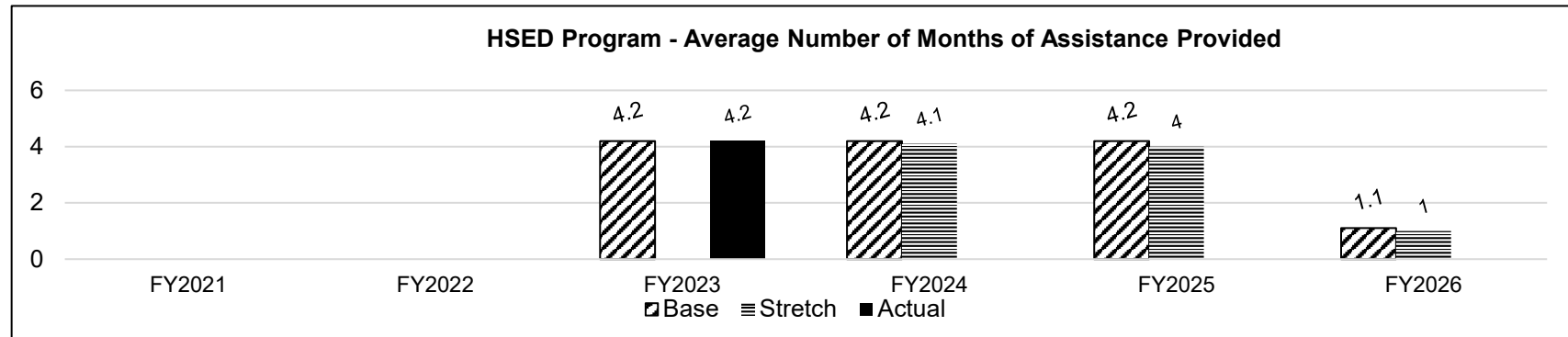
Program Name: Emergency Rental Assistance

Program is found in the following core budget(s): Missouri Housing Development Commission

2b. Provide a measure(s) of the program's quality.



Note: Stretch goals are based on a 1% decrease each year. The ERA direct assistance program (SAFHR) exhausted all funds in February 2023. New performance measures have been devised to reflect current program activities (see below).



Note: Stretch goals are based on a 1% decrease each year. ERA funds are being utilized to provide legal services, case management, and minimal rental assistance through a non-profit network (HSED Program), which began in March 2023. New performance measures are based on the current program model.

PROGRAM DESCRIPTION

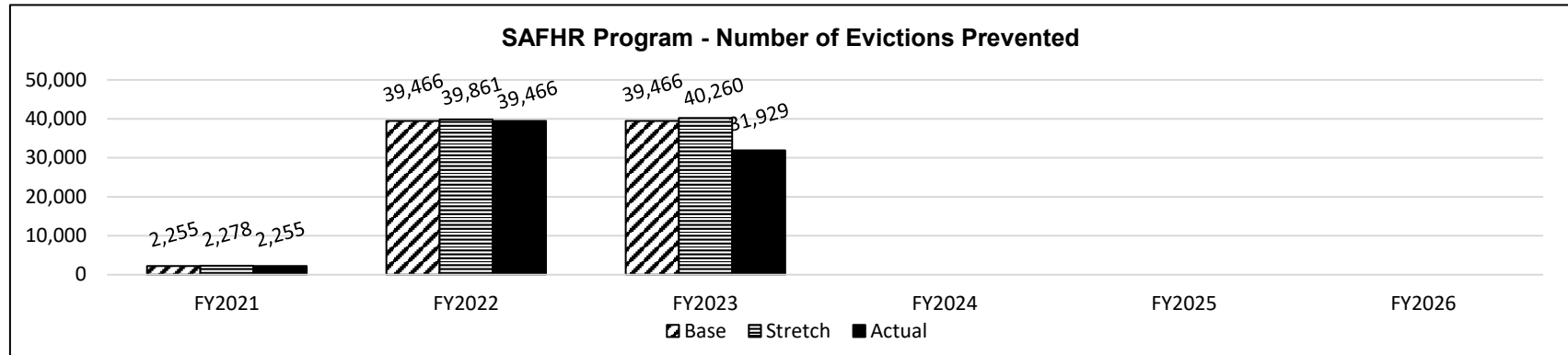
Department: Economic Development

HB Section(s): NA

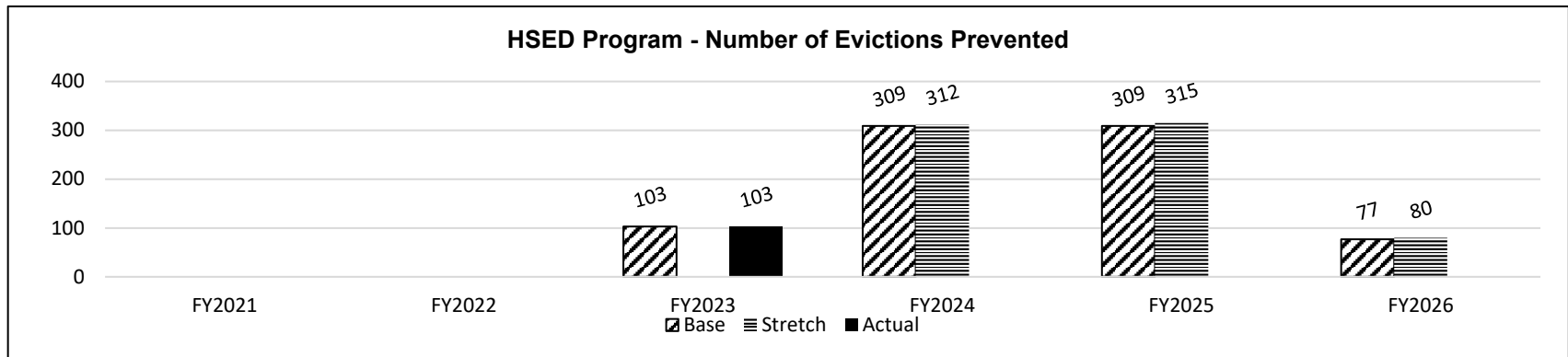
Program Name: Emergency Rental Assistance

Program is found in the following core budget(s): Missouri Housing Development Commission

2c. Provide a measure(s) of the program's impact.



Note: Stretch goals are based on a 1% increase in number of evictions prevented each year. The ERA direct assistance program (SAFHR) exhausted all funds in February 2023. New performance measures have been devised to reflect current program activities (see below).



Note: Stretch goals are based on a 1% increase in number of evictions prevented each year. ERA funds are being utilized to provide legal services, case management, and minimal rental assistance through a non-profit network (HSED Program), which began in March 2023. New performance measures are based on the current program model.

PROGRAM DESCRIPTION

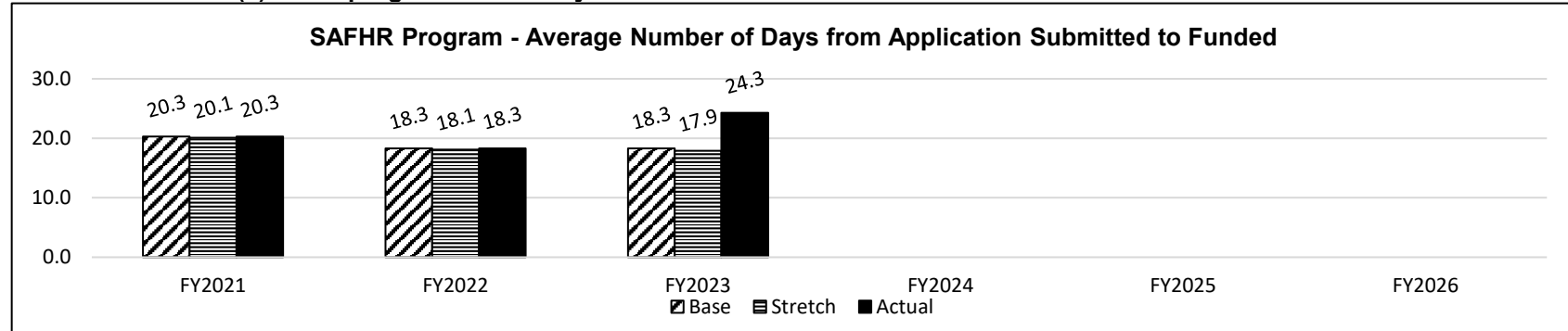
Department: Economic Development

HB Section(s): NA

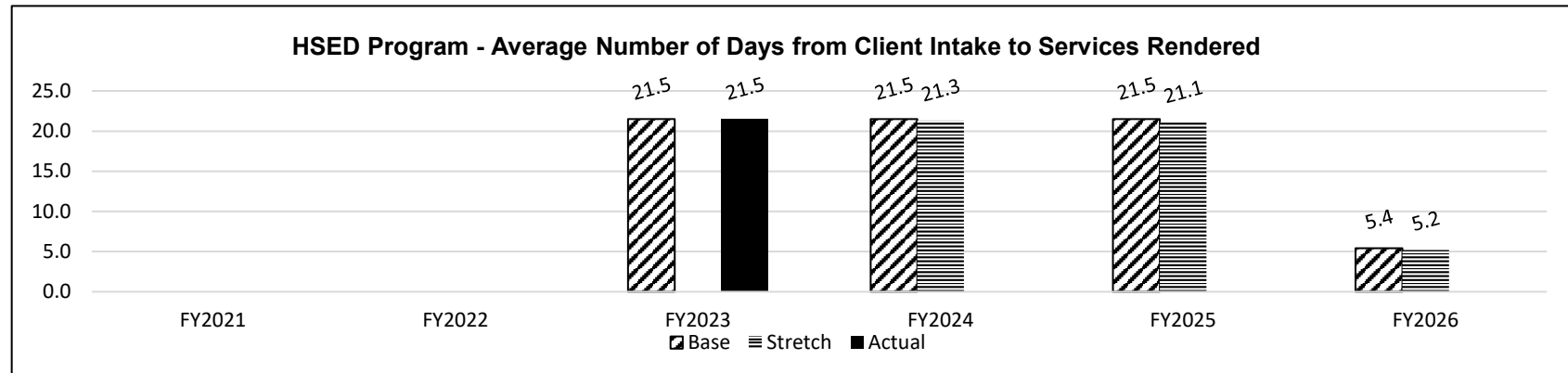
Program Name: Emergency Rental Assistance

Program is found in the following core budget(s): Missouri Housing Development Commission

2d. Provide a measure(s) of the program's efficiency.



Note: Stretch goals are based on a 1% decrease in time from application submission to approved each year. The ERA direct assistance program (SAFHR) exhausted all funds in February 2023. New performance measures have been devised to reflect current program activities (see below).



Note: Stretch goals are based on a 1% decrease in time from client intake to services rendered each year. ERA funds are being utilized to provide legal services, case management, and minimal rental assistance through a non-profit network (HSED Program), which began in March 2023. New performance measures are based on the current program model.

PROGRAM DESCRIPTION

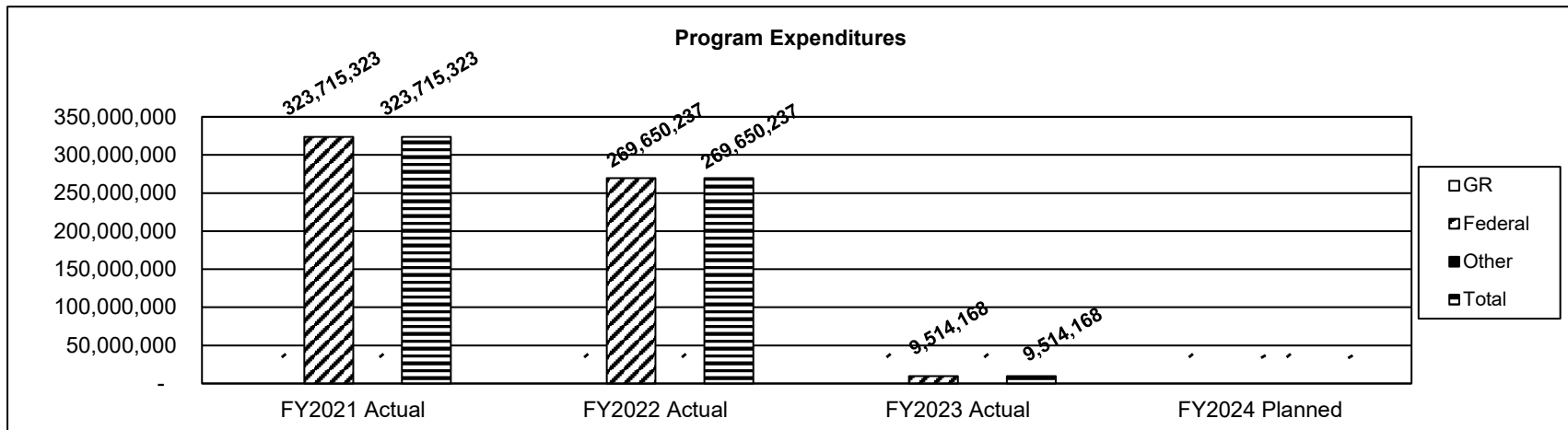
Department: Economic Development

HB Section(s): NA

Program Name: Emergency Rental Assistance

Program is found in the following core budget(s): Missouri Housing Development Commission

3. Provide actual expenditures for the prior three fiscal years and planned expenditures for the current fiscal year. *(Note: Amounts do not include fringe benefit costs.)*



In FY2021 and FY2022, ERA 1.0 and 2.0 funds were expended from Fund 2303 (Housing Assistance Federal Stimulus Fund).
In FY2023, ERA 2.0 funds were expended from Fund 2450 (Housing Assistance Federal Stimulus Fund).

4. What are the sources of the "Other " funds?

NA

5. What is the authorization for this program, i.e., federal or state statute, etc.? *(Include the federal program number, if applicable.)*

ERA 1.0 was authorized under the Consolidated Appropriations Act, 2021 (Public Law 117-2, H.R. 1319). ERA 2.0 was authorized by section 3201 of the American Rescue Plan Act of 2021.

6. Are there federal matching requirements? If yes, please explain.

No

7. Is this a federally mandated program? If yes, please explain.

No

CORE DECISION ITEM

Department:	Economic Development	Budget Unit	42476C
Division:	Missouri Housing Development Commission		
Core:	MHDC Housing Assistance Federal Stimulus-Homeowners	HB Section	NA

1. CORE FINANCIAL SUMMARY

	FY 2025 Budget Request			
	GR	Federal	Other	Total
PS	0	0	0	0
EE	0	0	0	0
PSD	0	0	0	0
TRF	0	0	0	0
Total	0	0	0	0
FTE	0.00	0.00	0.00	0.00

Est. Fringe	0	0	0	0
<i>Note: Fringes budgeted in House Bill 5 except for certain fringes budgeted directly to MoDOT, Highway Patrol, and Conservation.</i>				

Federal Funds:

	FY 2025 Governor's Recommendation			
	GR	Federal	Other	Total
PS	0	0	0	0
EE	0	0	0	0
PSD	0	0	0	0
TRF	0	0	0	0
Total	0	0	0	0
FTE	0.00	0.00	0.00	0.00

Est. Fringe	0	0	0	0
<i>Note: Fringes budgeted in House Bill 5 except for certain fringes budgeted directly to MoDOT, Highway Patrol, and Conservation.</i>				

Other Funds:

2. CORE DESCRIPTION

This is the core appropriation authority for federal stimulus funds from the U.S. Department of Treasury for the Homeowner Assistance Fund (HAF). HAF was authorized under section 3206 of the American Rescue Plan Act.

HAF makes funding available to alleviate homeowner mortgage delinquencies, homeowner mortgage defaults, and homeowner mortgage foreclosures as a result of the COVID-19 pandemic. The Missouri Housing Development Commission (MHDC) administers this program on behalf of the State of Missouri.

These funds were expended in FY2021 and FY2022.

3. PROGRAM LISTING (list programs included in this core funding)

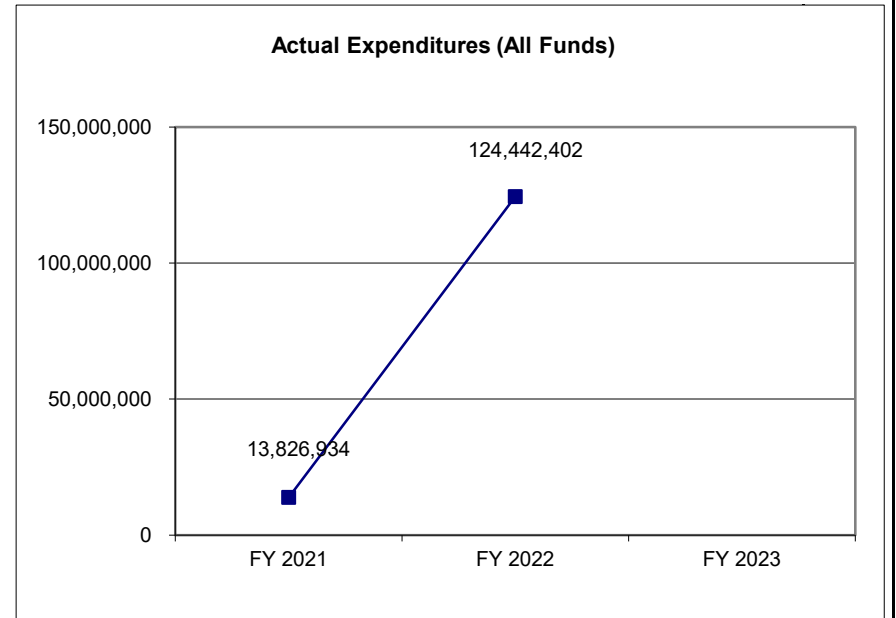
MHDC Housing Assistance Federal Stimulus 2021 (Homeowners)

CORE DECISION ITEM

Department:	Economic Development	Budget Unit	42476C
Division:	Missouri Housing Development Commission	HB Section	NA
Core:	MHDC Housing Assistance Federal Stimulus-Homeowners		

4. FINANCIAL HISTORY

	FY 2021 Actual	FY 2022 Actual	FY 2023 Actual	FY 2024 Current Yr.
Appropriation (All Funds)	142,000,000	142,000,000	0	0
Less Reverted (All Funds)	0	0	0	0
Less Restricted (All Funds)	0	0	0	0
Budget Authority (All Funds)	142,000,000	142,000,000	0	0
Actual Expenditures (All Funds)	13,826,934	124,442,402		
Unexpended (All Funds)	128,173,066	17,557,598	0	0
Unexpended, by Fund:				
General Revenue				
Federal				
Other	128,173,066 (1)	17,557,598 (2)	0	0



*Restricted amount is as of: _____

Reverted includes Governor's standard 3 percent reserve (when applicable).
 Restricted includes any extraordinary expenditure restriction (when applicable).

NOTES: (1) 10% of Homeowner Assistance funds from the American Rescue Plan Act were released by the U.S. Treasury in FY2021.
 (2) The remaining available HAF grant funds were expended in FY2022.

PROGRAM DESCRIPTION

Department: **Economic Development**

HB Section(s): **NA**

Program Name: **MHDC Housing Assistance Federal Stimulus-Homeowners**

Program is found in the following core budget(s): **Missouri Housing Development Commission**

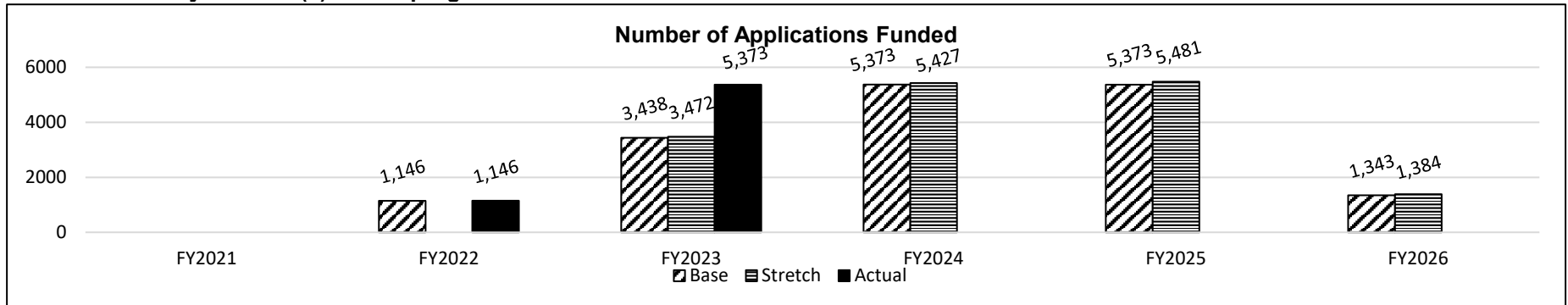
1a. What strategic priority does this program address?

Community Development

1b. What does this program do?

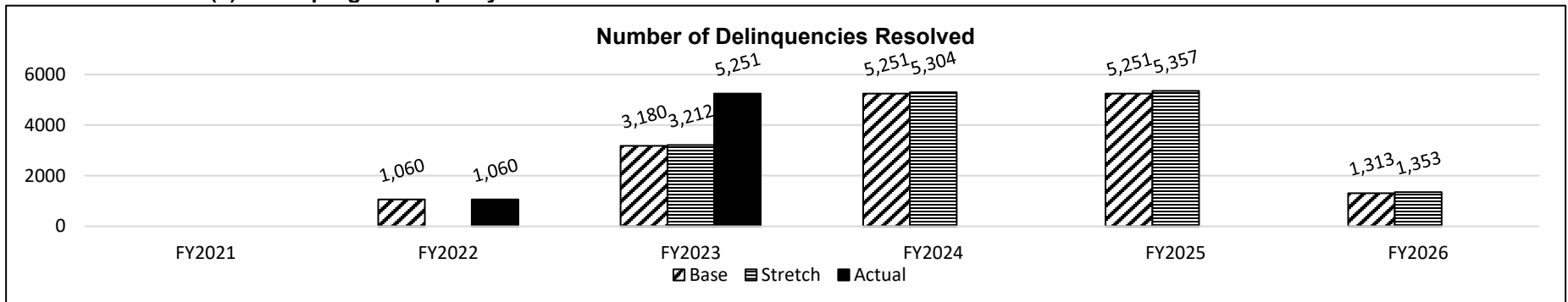
Housing Assistance Fund (HAF) makes funding available to alleviate homeowner mortgage delinquencies, homeowner mortgage defaults, and homeowner mortgage foreclosures as a result of the COVID-19 pandemic. The Missouri Housing Development Commission (MHDC) administers this program on behalf of the State of Missouri.

2a. Provide an activity measure(s) for the program.



Note: Stretch goals reflect a 1% increase each year.

2b. Provide a measure(s) of the program's quality.



Note: Stretch goals reflect a 1% increase each year.

PROGRAM DESCRIPTION

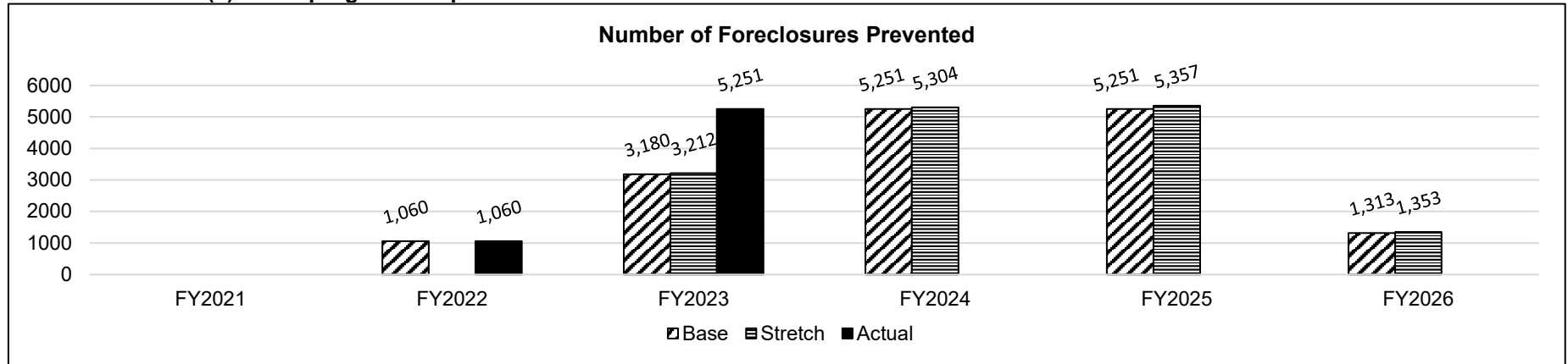
Department: Economic Development

HB Section(s): NA

Program Name: MHDC Housing Assistance Federal Stimulus-Homeowners

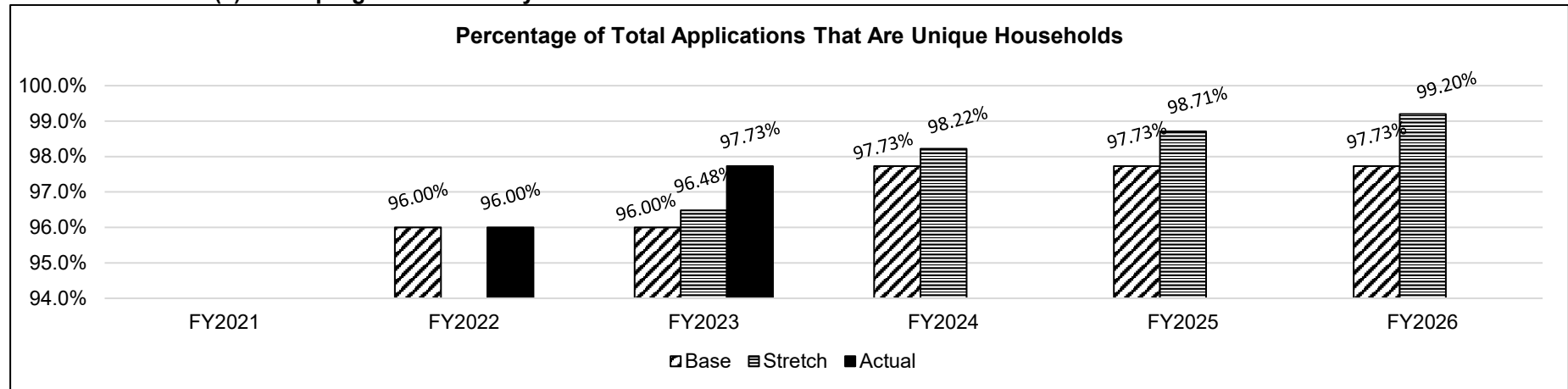
Program is found in the following core budget(s): Missouri Housing Development Commission

2c. Provide a measure(s) of the program's impact.



Note: Stretch goals reflect a 1% increase each year

2d. Provide a measure(s) of the program's efficiency.



Note: Stretch goals reflect a .5% increase each year

PROGRAM DESCRIPTION

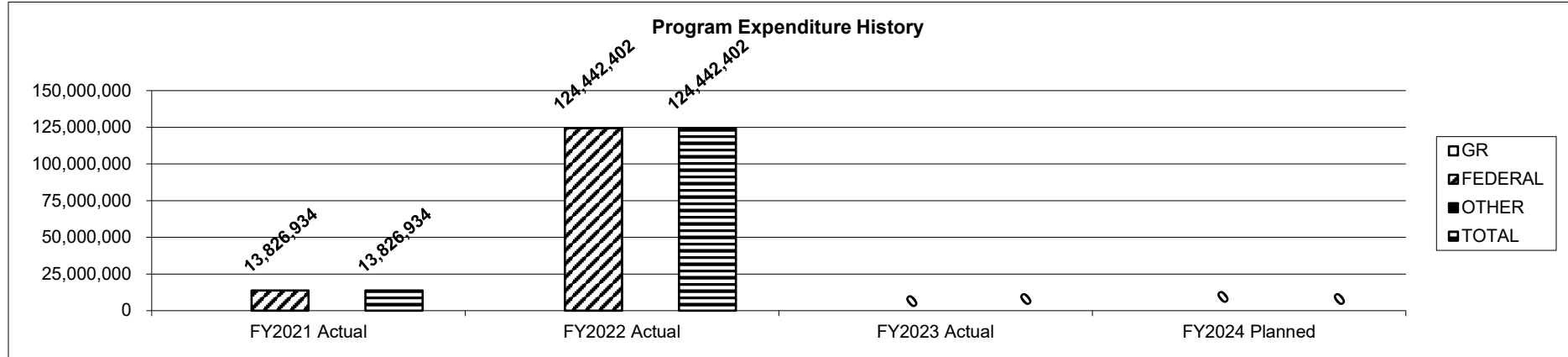
Department: Economic Development

HB Section(s): NA

Program Name: MHDC Housing Assistance Federal Stimulus-Homeowners

Program is found in the following core budget(s): Missouri Housing Development Commission

3. Provide actual expenditures for the prior three fiscal years and planned expenditures for the current fiscal year. (Note: Amounts do not include fringe benefit costs.)



4. What are the sources of the "Other " funds?

NA

5. What is the authorization for this program, i.e., federal or state statute, etc.? (Include the federal program number, if applicable.)

Section 3206 of the American Rescue Plan Act.

6. Are there federal matching requirements? If yes, please explain.

No

7. Is this a federally mandated program? If yes, please explain.

No

CORE DECISION ITEM

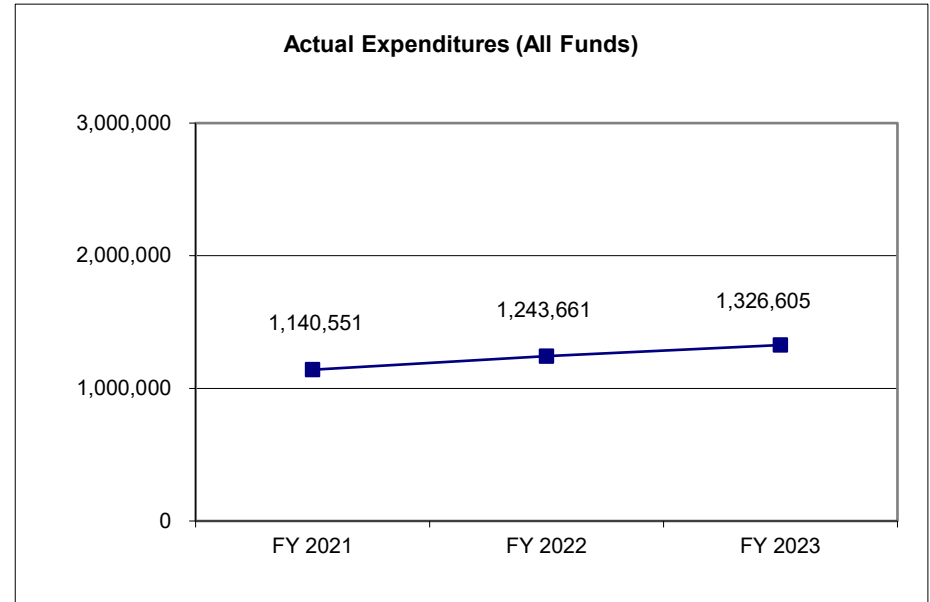
Department: Economic Development					Budget Unit 41910C				
Division: Administration									
Core: Administration					HB Section 7.145				
1. CORE FINANCIAL SUMMARY									
FY 2025 Budget Request					FY 2025 Governor's Recommendation				
	GR	Federal	Other	Total		GR	Fed	Other	Total
PS	1,021,081	59,805	327,820	1,408,706	PS	1,021,081	59,805	327,820	1,408,706
EE	99,951	1,777	194,547	296,275	EE	99,951	1,777	194,547	296,275
PSD	12,000	0	12,001	24,001	PSD	12,000	0	12,001	24,001
TRF	0	0	0	0	TRF	0	0	0	0
Total	1,133,032	61,582	534,368	1,728,982	Total	1,133,032	61,582	534,368	1,728,982
FTE	11.55	1.00	3.99	16.54	FTE	11.55	1.00	3.99	16.54
Est. Fringe	554,026	37,308	182,104	773,439	Est. Fringe	554,026	37,308	182,104	733,627
Note: Fringes budgeted in House Bill 5 except for certain fringes budgeted directly to MoDOT, Highway Patrol, and Conservation.					Note: Fringes budgeted in House Bill 5 except for certain fringes budgeted directly to MoDOT, Highway Patrol, and Conservation.				
Other Funds: Administrative Revolving Fund (0547)					Other Funds: Administrative Revolving Fund (0547)				
Federal Funds: Community Development Block Grant (0123)					Federal Funds: Community Development Block Grant (0123)				
2. CORE DESCRIPTION									
The Administration Division provides overarching direction and ensures adequate resources are allocated to support efforts within each division. The division houses the director's office, general counsel, financial systems, budget, and human resources.									
Other funds represents the DED Administrative Revolving Fund (0547). This fund was established by RSMo 620.015 and consists of any monies transferred or paid to the Department of Economic Development in return for goods and services provided by the department.									
3. PROGRAM LISTING (list programs included in this core funding)									
Administration Services and Support									

CORE DECISION ITEM

Department:	Economic Development	Budget Unit	41910C
Division:	Administration		
Core:	Administration	HB Section	7.145

4. FINANCIAL HISTORY

	FY 2021 Actual	FY 2022 Actual	FY 2023 Actual	FY 2024 Current Yr.
Appropriation (All Funds)	1,480,950	1,509,965	1,690,197	1,728,982
Less Reverted (All Funds)	(28,117)	(28,321)	(17,091)	(33,991)
Less Restricted (All Funds)	0	0	0	0
Budget Authority (All Funds)	1,452,833	1,481,644	1,673,106	1,694,991
Actual Expenditures (All Funds)	1,140,551	1,243,661	1,326,605	N/A
Unexpended (All Funds)	312,282	237,983	346,501	N/A
Unexpended, by Fund:				
General Revenue	48,181	40,930	14,815	N/A
Federal	10,345	3,456	31,390	N/A
Other	253,756	193,597	300,296	N/A
	(1)			



Restricted amount is as of:

Reverted includes Governor's standard 3 percent reserve (when applicable).

Restricted includes any extraordinary expenditure restrictions (when applicable).

NOTES: (1) The lapse in General Revenue is the result of various vacancies that occurred throughout the year. The lapse in Other Funds includes \$12,000 refund appropriation.

CORE RECONCILIATION DETAIL

**DEPARTMENT OF ECONOMIC DEVELOPMENT
ADMINISTRATIVE SERVICES**

5. CORE RECONCILIATION DETAIL

	Budget Class	FTE	GR	Federal	Other	Total	Explanation
TAFP AFTER VETOES							
	PS	16.54	1,021,081	59,805	327,820	1,408,706	
	EE	0.00	99,951	1,777	194,547	296,275	
	PD	0.00	12,000	0	12,001	24,001	
	Total	16.54	1,133,032	61,582	534,368	1,728,982	
DEPARTMENT CORE REQUEST							
	PS	16.54	1,021,081	59,805	327,820	1,408,706	
	EE	0.00	99,951	1,777	194,547	296,275	
	PD	0.00	12,000	0	12,001	24,001	
	Total	16.54	1,133,032	61,582	534,368	1,728,982	
GOVERNOR'S RECOMMENDED CORE							
	PS	16.54	1,021,081	59,805	327,820	1,408,706	
	EE	0.00	99,951	1,777	194,547	296,275	
	PD	0.00	12,000	0	12,001	24,001	
	Total	16.54	1,133,032	61,582	534,368	1,728,982	

Department of Economic Development

DECISION ITEM SUMMARY

Budget Unit								
Decision Item	FY 2023	FY 2023	FY 2024	FY 2024	FY 2025	FY 2025	FY 2025	FY 2025
Budget Object Summary	ACTUAL	ACTUAL	BUDGET	BUDGET	DEPT REQ	DEPT REQ	GOV REC	GOV REC
Fund	DOLLAR	FTE	DOLLAR	FTE	DOLLAR	FTE	DOLLAR	FTE
ADMINISTRATIVE SERVICES								
CORE								
PERSONAL SERVICES								
GENERAL REVENUE	932,996	12.42	1,021,081	11.55	1,021,081	11.55	1,021,081	11.55
DED-ED PRO-CDBG-ADMINISTRATION	25,103	0.50	59,805	1.00	59,805	1.00	59,805	1.00
DED ADMINISTRATIVE	225,712	3.20	327,820	3.99	327,820	3.99	327,820	3.99
TOTAL - PS	1,183,811	16.12	1,408,706	16.54	1,408,706	16.54	1,408,706	16.54
EXPENSE & EQUIPMENT								
GENERAL REVENUE	104,775	0.00	99,951	0.00	99,951	0.00	99,951	0.00
DED-ED PRO-CDBG-ADMINISTRATION	302	0.00	1,777	0.00	1,777	0.00	1,777	0.00
DED ADMINISTRATIVE	37,717	0.00	194,547	0.00	194,547	0.00	194,547	0.00
TOTAL - EE	142,794	0.00	296,275	0.00	296,275	0.00	296,275	0.00
PROGRAM-SPECIFIC								
GENERAL REVENUE	0	0.00	12,000	0.00	12,000	0.00	12,000	0.00
DED ADMINISTRATIVE	0	0.00	12,001	0.00	12,001	0.00	12,001	0.00
TOTAL - PD	0	0.00	24,001	0.00	24,001	0.00	24,001	0.00
TOTAL	1,326,605	16.12	1,728,982	16.54	1,728,982	16.54	1,728,982	16.54
Pay Plan - 0000012								
PERSONAL SERVICES								
GENERAL REVENUE	0	0.00	0	0.00	0	0.00	32,676	0.00
DED-ED PRO-CDBG-ADMINISTRATION	0	0.00	0	0.00	0	0.00	1,914	0.00
DED ADMINISTRATIVE	0	0.00	0	0.00	0	0.00	10,490	0.00
TOTAL - PS	0	0.00	0	0.00	0	0.00	45,080	0.00
TOTAL	0	0.00	0	0.00	0	0.00	45,080	0.00
GRAND TOTAL	\$1,326,605	16.12	\$1,728,982	16.54	\$1,728,982	16.54	\$1,774,062	16.54

1/24/24 11:45

im_disummary

FLEXIBILITY REQUEST FORM

BUDGET UNIT NUMBER: 41910C BUDGET UNIT NAME: Administration HOUSE BILL SECTION: 7.145	DEPARTMENT: Economic Development DIVISION: Administration
1. Provide the amount by fund of personal service flexibility and the amount by fund of expense and equipment flexibility you are requesting in dollar and percentage terms and explain why the flexibility is needed. If flexibility is being requested among divisions, provide the amount by fund of flexibility you are requesting in dollar and percentage terms and explain why the flexibility is needed.	
DEPARTMENT REQUEST	
<p>The department is requesting 10% flexibility between the Personal Service and/or Expense and Equipment appropriation. This flexibility is needed to ensure our ability to immediately address any identified operational modifications in order to provide the highest quality services to Missourians.</p> <p>- Admin Services PS (0101) - \$1,021,081 x 10% = \$102,108 and Admin Services EE (0101) - \$111,951 x 10% = \$11,195 - Admin Services PS (0123) - \$59,805 x 10% = \$5,981 and Admin Services EE (0123) - \$1,777 x 10% = \$178 - Admin Services PS (0547) - \$327,820 x 10% = \$32,782 and Admin Services EE (0547) - \$206,548 x 10% = \$20,655</p>	
2. Estimate how much flexibility will be used for the budget year. How much flexibility was used in the Prior Year Budget and the Current Year Budget? Please specify the amount.	
PRIOR YEAR ACTUAL AMOUNT OF FLEXIBILITY USED	CURRENT YEAR ESTIMATED AMOUNT OF FLEXIBILITY THAT WILL BE USED
\$0	Expenditures in PS and E&E will differ annually based on needs to cover operational expenses, address emergency and changing situations, etc.
3. Please explain how flexibility was used in the prior and/or current years.	
PRIOR YEAR EXPLAIN ACTUAL USE	CURRENT YEAR EXPLAIN PLANNED USE
N/A	N/A

Department of Economic Development

DECISION ITEM DETAIL

Budget Unit	FY 2023	FY 2023	FY 2024	FY 2024	FY 2025	FY 2025	FY 2025	FY 2025
Decision Item	ACTUAL	ACTUAL	BUDGET	BUDGET	DEPT REQ	DEPT REQ	GOV REC	GOV REC
Budget Object Class	DOLLAR	FTE	DOLLAR	FTE	DOLLAR	FTE	DOLLAR	FTE
ADMINISTRATIVE SERVICES								
CORE								
SALARIES & WAGES	0	0.00	16,772	0.00	16,772	0.00	16,772	0.00
STATE DEPARTMENT DIRECTOR	132,096	0.80	182,735	1.05	182,735	1.05	182,735	1.05
DEPUTY STATE DEPT DIRECTOR	101,175	0.76	107,334	0.79	107,334	0.79	107,334	0.79
DESIGNATED PRINCIPAL ASST DEPT	56,396	1.00	82,809	1.04	82,809	1.04	82,809	1.04
LEGAL COUNSEL	64,368	1.00	12,442	1.00	12,442	1.00	12,442	1.00
CHIEF COUNSEL	126,409	0.99	130,841	1.04	130,841	1.04	130,841	1.04
DEPUTY GENERAL COUNSEL	64,122	0.71	104,706	1.12	104,706	1.12	104,706	1.12
MISCELLANEOUS PROFESSIONAL	1,216	0.02	0	0.00	0	0.00	0	0.00
ADMIN SUPPORT PROFESSIONAL	57,075	1.13	85,055	1.62	85,055	1.62	85,055	1.62
RESEARCH/DATA ANALYST	53,582	1.00	0	0.00	0	0.00	0	0.00
SENIOR RESEARCH/DATA ANALYST	0	0.00	5,435	0.00	5,435	0.00	5,435	0.00
AGENCY BUDGET SENIOR ANALYST	61,791	1.00	73,290	0.80	73,290	0.80	73,290	0.80
SENIOR ACCOUNTS ASSISTANT	38,651	1.00	54,258	1.11	54,258	1.11	54,258	1.11
ACCOUNTANT	94,329	1.87	96,890	1.21	96,890	1.21	96,890	1.21
INTERMEDIATE ACCOUNTANT	69,390	1.00	95,918	1.10	95,918	1.10	95,918	1.10
ACCOUNTANT MANAGER	82,776	0.92	108,270	1.35	108,270	1.35	108,270	1.35
HUMAN RESOURCES GENERALIST	56,274	1.00	56,254	1.20	56,254	1.20	56,254	1.20
HUMAN RESOURCES SPECIALIST	56,274	1.00	70,306	1.24	70,306	1.24	70,306	1.24
HUMAN RESOURCES MANAGER	67,887	0.92	125,391	0.87	125,391	0.87	125,391	0.87
TOTAL - PS	1,183,811	16.12	1,408,706	16.54	1,408,706	16.54	1,408,706	16.54
TRAVEL, IN-STATE	16,924	0.00	17,063	0.00	17,063	0.00	17,063	0.00
TRAVEL, OUT-OF-STATE	33,360	0.00	12,839	0.00	12,839	0.00	12,839	0.00
FUEL & UTILITIES	0	0.00	2,505	0.00	2,505	0.00	2,505	0.00
SUPPLIES	30,349	0.00	29,818	0.00	29,818	0.00	29,818	0.00
PROFESSIONAL DEVELOPMENT	10,774	0.00	51,071	0.00	51,071	0.00	51,071	0.00
COMMUNICATION SERV & SUPP	10,527	0.00	46,746	0.00	46,746	0.00	46,746	0.00
PROFESSIONAL SERVICES	27,506	0.00	73,687	0.00	73,687	0.00	73,687	0.00
HOUSEKEEPING & JANITORIAL SERV	0	0.00	658	0.00	658	0.00	658	0.00
M&R SERVICES	435	0.00	6,693	0.00	6,693	0.00	6,693	0.00
COMPUTER EQUIPMENT	0	0.00	9,500	0.00	9,500	0.00	9,500	0.00
MOTORIZED EQUIPMENT	0	0.00	761	0.00	761	0.00	761	0.00
OFFICE EQUIPMENT	390	0.00	9,700	0.00	9,700	0.00	9,700	0.00

Department of Economic Development

DECISION ITEM DETAIL

Budget Unit	FY 2023	FY 2023	FY 2024	FY 2024	FY 2025	FY 2025	FY 2025	FY 2025
Decision Item	ACTUAL	ACTUAL	BUDGET	BUDGET	DEPT REQ	DEPT REQ	GOV REC	GOV REC
Budget Object Class	DOLLAR	FTE	DOLLAR	FTE	DOLLAR	FTE	DOLLAR	FTE
ADMINISTRATIVE SERVICES								
CORE								
OTHER EQUIPMENT	3,199	0.00	11,758	0.00	11,758	0.00	11,758	0.00
PROPERTY & IMPROVEMENTS	0	0.00	328	0.00	328	0.00	328	0.00
BUILDING LEASE PAYMENTS	1,363	0.00	720	0.00	720	0.00	720	0.00
EQUIPMENT RENTALS & LEASES	1,934	0.00	15,265	0.00	15,265	0.00	15,265	0.00
MISCELLANEOUS EXPENSES	6,033	0.00	3,238	0.00	3,238	0.00	3,238	0.00
REBILLABLE EXPENSES	0	0.00	3,925	0.00	3,925	0.00	3,925	0.00
TOTAL - EE	142,794	0.00	296,275	0.00	296,275	0.00	296,275	0.00
PROGRAM DISTRIBUTIONS	0	0.00	12,001	0.00	12,001	0.00	12,001	0.00
REFUNDS	0	0.00	12,000	0.00	12,000	0.00	12,000	0.00
TOTAL - PD	0	0.00	24,001	0.00	24,001	0.00	24,001	0.00
GRAND TOTAL	\$1,326,605	16.12	\$1,728,982	16.54	\$1,728,982	16.54	\$1,728,982	16.54
GENERAL REVENUE	\$1,037,771	12.42	\$1,133,032	11.55	\$1,133,032	11.55	\$1,133,032	11.55
FEDERAL FUNDS	\$25,405	0.50	\$61,582	1.00	\$61,582	1.00	\$61,582	1.00
OTHER FUNDS	\$263,429	3.20	\$534,368	3.99	\$534,368	3.99	\$534,368	3.99

PROGRAM DESCRIPTION

Department: Economic Development

HB Section(s): 7.145

Program Name: Administration

Program is found in the following core budget(s): Administration

1a. What strategic priority does this program address?

Operational Support

1b. What does this program do?

The Administration Division provides overarching direction and ensures adequate resources are allocated to support efforts within each division. The division houses the director's office, general counsel, human resources, and financial systems and budget.

- The Director is appointed by the Governor and charged with overall leadership and strategic direction of the department.
- The Department General Counsel advises and consults with executive staff concerning policy, personnel, contracts, legislation, and ensures Sunshine Law compliance and program compliance.
- Human Resources supports all divisions with position recruitment, advising on personnel issues, on-boarding new staff, providing continuous improvement training to managers, and payroll services.
- Budget and Finance supports all divisions with accounting, procurement services, budget management, and general services.

2a. Provide an activity measure(s) for the program.

	FY2021		FY2022		FY2023		FY2024	FY2025	FY2026
	Projected	Actual	Projected	Actual	Projected	Actual	Projected	Projected	Projected
Number of Financial Transactions Processed	4,000	3,285	2,150	2,158	2,150	2,612	2,150	2,150	2,400
Number of Corrections on Financial Transactions	30	27	30	56	30	22	30	30	30
Number of Fiscal Notes Processed	300	345	300	467	400	446	400	400	420

Note 1: Chart depicts financial transactions and Fiscal Notes processed by the DED Administration/Financial Systems unit only.

Note 2: Increased FY2021 Transaction Projections due to anticipated increase in CARES Act payment documents.

Note 3: Projected based on approximate average of previous three years' Actual results.

2b. Provide a measure(s) of the program's quality.

	FY2021	FY2022		FY2023		FY2024	FY2025	FY2026
	Actual	Projected	Actual	Projected	Actual	Projected	Projected	Projected
Customer Service Experience	79%	90%	83%	90%	89%	90%	90%	90%

Note 1: Percentage of respondents who rated their experience as "very" or "somewhat" positive.

Note 2: FY2023 survey sent out May 2023. Results based on 117 survey respondents.

PROGRAM DESCRIPTION

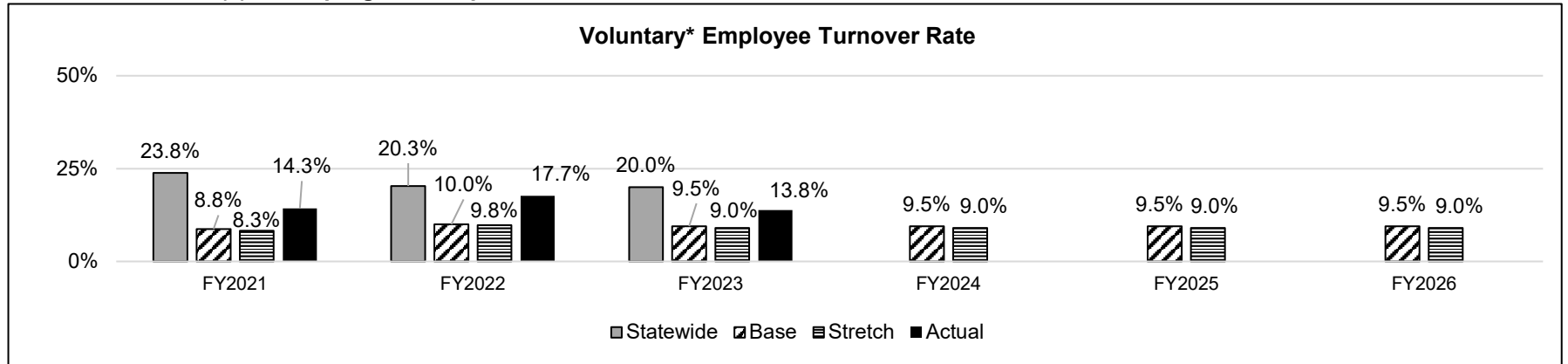
Department: Economic Development

HB Section(s): 7.145

Program Name: Administration

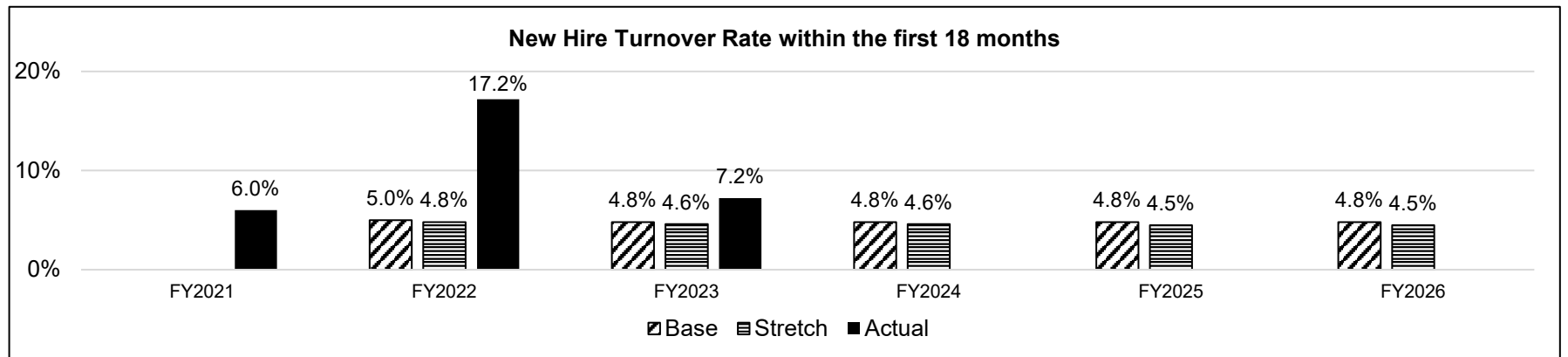
Program is found in the following core budget(s): Administration

2c. Provide a measure(s) of the program's impact.



**Depicts employees who resigned from the state or agency voluntarily. Does not include retirements, dismissals, ends of appointment, or layoffs.*

Note: Demonstrates the ability to retain quality employees.



Note: New Hire Turnover Rate Base and Stretch targets established following 18 months of statistics following department reorganization.

PROGRAM DESCRIPTION

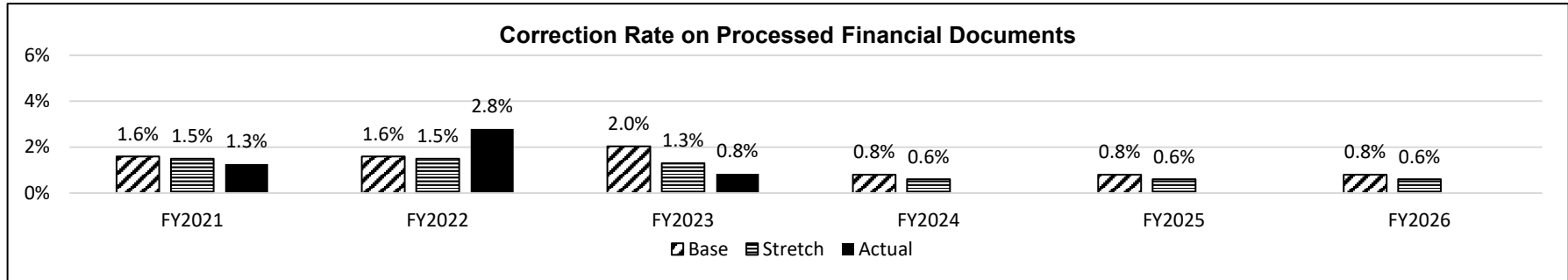
Department: **Economic Development**

HB Section(s): **7.145**

Program Name: **Administration**

Program is found in the following core budget(s): **Administration**

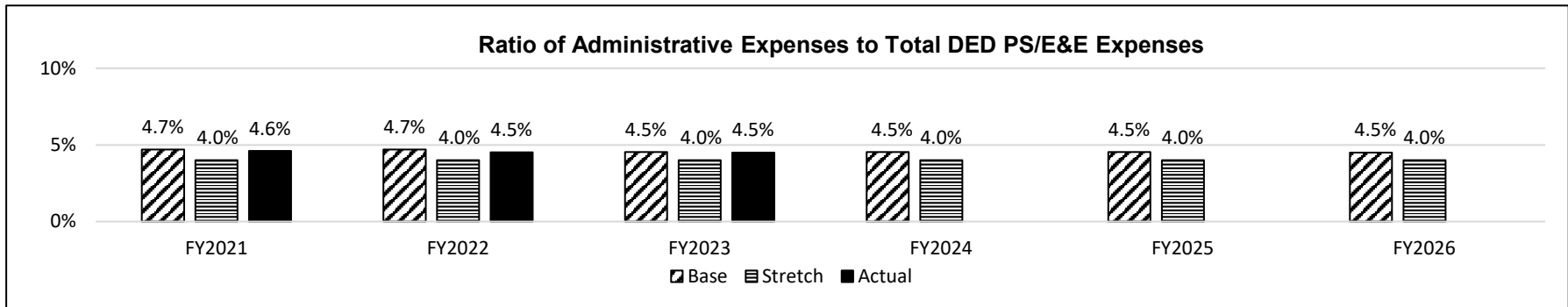
2c. Provide a measure(s) of the program's impact. (continued)



Note 1: Chart depicts correction rate on processed financial documents by the DED Administration/Financial Systems unit only (see 2a), which shows effectiveness in entering SAMII documents and processing vendor payments.

Note 2: Base reflects lowest percentage of previous two years Actuals. Stretch reflects two percentage points lower than Base.

2d. Provide a measure(s) of the program's efficiency.



Note 1: Base target for FY2024-FY2026 reflects the lowest percentage of the previous three years Actuals.

Note 2: Stretch target reflects five percentage points lower than Base.

PROGRAM DESCRIPTION

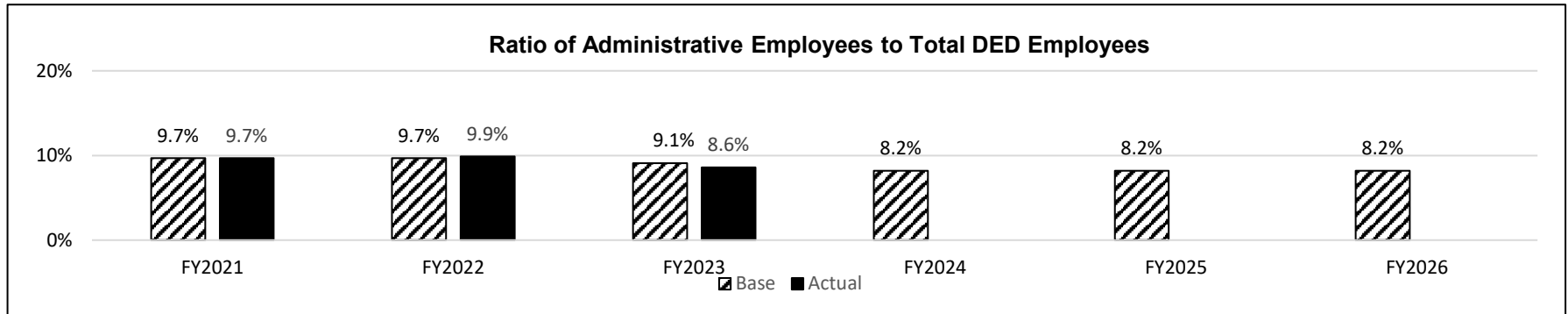
Department: **Economic Development**

HB Section(s): 7.145

Program Name: **Administration**

Program is found in the following core budget(s): **Administration**

2d. Provide a measure(s) of the program's efficiency. (continued)



Note 1: Department FTE reduced in FY2021 budget from 177.6 to 161 with total Administration Division FTE at 15.5.

Note 2: Department FTE increased in FY2022 due to American Rescue Plan Act (ARPA) grant administration by 8.34 FTE. DED Administration FTE increased to 16.54.

Note 3: Department FTE increased in FY2023 due to ARPA administration by 23.0 FTE. DED Administration FTE remained at 16.54.

Note 4: Department FTE increased in FY2024 in the BCS and ARPA administration by 13 FTE. DED Administration FTE remained at 16.54.

PROGRAM DESCRIPTION

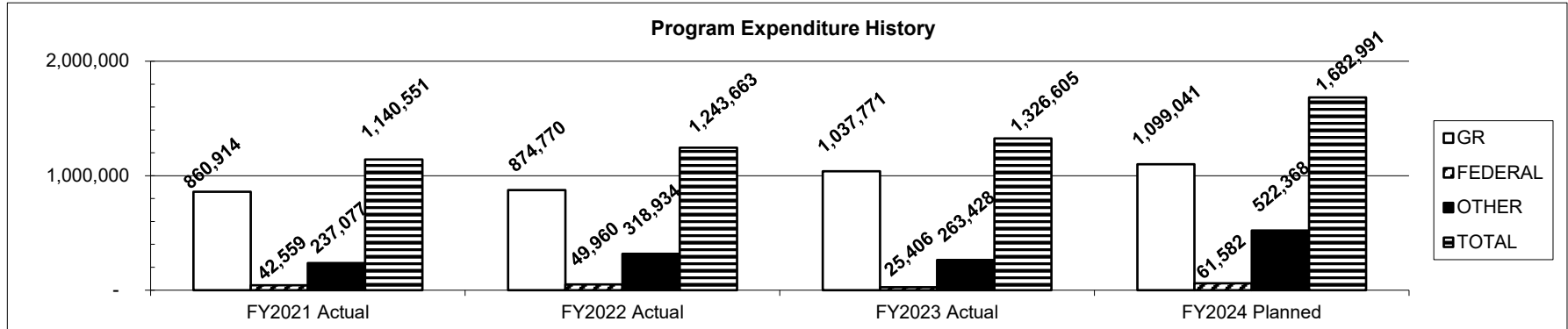
Department: Economic Development

HB Section(s): 7.145

Program Name: Administration

Program is found in the following core budget(s): Administration

3. Provide actual expenditures for the prior three fiscal years and planned expenditures for the current fiscal year. (Note: Amounts do not include fringe benefit costs.)



Note: Planned expenditures for GR reflects 3% Governor's Reserve.

4. What are the sources of the "Other " funds?

Administrative Services Revolving Fund (0547)

5. What is the authorization for this program, i.e., federal or state statute, etc.? (Include the federal program number, if applicable.)

Section 620.010, RSMo, establishes the Department of Economic Development and its divisions. Section 620.015, RSMo (DED Administrative Revolving Fund). Federal CDBG funds authorized under 42 USC Section 5301 et. Seq., 24 CFR Part 570, and the MO Consolidated Plan submitted to the U.S. Department of Housing and Urban Development.

6. Are there federal matching requirements? If yes, please explain.

No.

7. Is this a federally mandated program? If yes, please explain.

No.

CORE DECISION ITEM

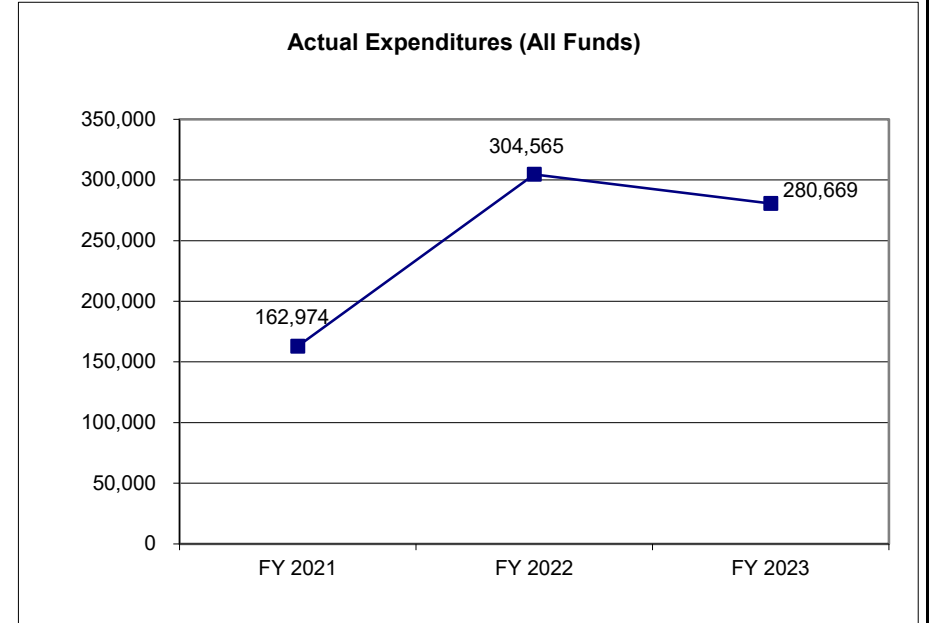
Department: Economic Development					Budget Unit 41930C				
Division: Administration									
Core: Transfers to Administrative Services Revolving Fund					HB Section 7.150				
1. CORE FINANCIAL SUMMARY									
FY 2025 Budget Request					FY 2025 Governor's Recommendation				
	GR	Federal	Other	Total		GR	Fed	Other	Total
PS	0	0	0	0	PS	0	0	0	0
EE	0	0	0	0	EE	0	0	0	0
PSD	0	0	0	0	PSD	0	0	0	0
TRF	0	0	280,669	280,669	TRF	0	0	280,669	280,669
Total	0	0	280,669	280,669	Total	0	0	280,669	280,669
FTE 0.00 0.00 0.00 0.00					FTE 0.00 0.00 0.00 0.00				
Est. Fringe	0	0	0	0	Est. Fringe	0	0	0	0
Note: Fringes budgeted in House Bill 5 except for certain fringes budgeted directly to MoDOT, Highway Patrol, and Conservation.					Note: Fringes budgeted in House Bill 5 except for certain fringes budgeted directly to MoDOT, Highway Patrol, and Conservation.				
Other Funds: Tourism Supplemental Revenue Fund (0274) Economic Development Advancement Fund (0783)					Other Funds: Tourism Supplemental Revenue Fund (0274) Economic Development Advancement Fund (0783)				
2. CORE DESCRIPTION									
These transfers allow for reimbursement to the Administration Division for providing resources and support to the divisions as part of the cost allocation plan. Administration is comprised of numerous units and support sections including the director's office, general counsel, financial systems, budget, and human resources.									
3. PROGRAM LISTING (list programs included in this core funding)									
Transfers to Administrative Services									

CORE DECISION ITEM

Department:	Economic Development	Budget Unit	41930C
Division:	Administration		
Core:	Transfers to Administrative Services Revolving Fund	HB Section	7.150

4. FINANCIAL HISTORY

	FY 2021 Actual	FY 2022 Actual	FY 2023 Actual	FY 2024 Current Yr.
Appropriation (All Funds)	162,974	304,565	280,669	280,669
Less Reverted (All Funds)	0	0	0	0
Less Restricted (All Funds)	0	0	0	0
Budget Authority (All Funds)	162,974	304,565	280,669	280,669
Actual Expenditures (All Funds)	162,974	304,565	280,669	N/A
Unexpended (All Funds)	0	0	0	N/A
Unexpended, by Fund:				
General Revenue	0	0	0	N/A
Federal	0	0	0	N/A
Other	0	0	0	N/A



Reverted includes Governor's standard 3 percent reserve (when applicable).
 Restricted includes any extraordinary expenditure restrictions (when applicable).

NOTES:

CORE RECONCILIATION DETAIL

**DEPARTMENT OF ECONOMIC DEVELOPMENT
ADMIN SERVICES-TRANSFER**

5. CORE RECONCILIATION DETAIL

	Budget Class	FTE	GR	Federal	Other	Total	Explanation
<hr/>							
TAFP AFTER VETOES	TRF	0.00	0	0	280,669	280,669	
	Total	0.00	0	0	280,669	280,669	
<hr/>							
DEPARTMENT CORE REQUEST	TRF	0.00	0	0	280,669	280,669	
	Total	0.00	0	0	280,669	280,669	
<hr/>							
GOVERNOR'S RECOMMENDED CORE	TRF	0.00	0	0	280,669	280,669	
	Total	0.00	0	0	280,669	280,669	
<hr/>							

Department of Economic Development

DECISION ITEM SUMMARY

Budget Unit								
Decision Item	FY 2023	FY 2023	FY 2024	FY 2024	FY 2025	FY 2025	FY 2025	FY 2025
Budget Object Summary	ACTUAL	ACTUAL	BUDGET	BUDGET	DEPT REQ	DEPT REQ	GOV REC	GOV REC
Fund	DOLLAR	FTE	DOLLAR	FTE	DOLLAR	FTE	DOLLAR	FTE
ADMIN SERVICES-TRANSFER								
CORE								
FUND TRANSFERS								
DIVISION OF TOURISM SUPPL REV	162,974	0.00	162,974	0.00	162,974	0.00	162,974	0.00
ECON DEVELOP ADVANCEMENT FUND	117,695	0.00	117,695	0.00	117,695	0.00	117,695	0.00
TOTAL - TRF	280,669	0.00	280,669	0.00	280,669	0.00	280,669	0.00
TOTAL	280,669	0.00	280,669	0.00	280,669	0.00	280,669	0.00
GRAND TOTAL	\$280,669	0.00	\$280,669	0.00	\$280,669	0.00	\$280,669	0.00

1/24/24 11:45

im_disummary

Department of Economic Development

DECISION ITEM DETAIL

Budget Unit	FY 2023	FY 2023	FY 2024	FY 2024	FY 2025	FY 2025	FY 2025	FY 2025
Decision Item	ACTUAL	ACTUAL	BUDGET	BUDGET	DEPT REQ	DEPT REQ	GOV REC	GOV REC
Budget Object Class	DOLLAR	FTE	DOLLAR	FTE	DOLLAR	FTE	DOLLAR	FTE
ADMIN SERVICES-TRANSFER								
CORE								
TRANSFERS OUT	280,669	0.00	280,669	0.00	280,669	0.00	280,669	0.00
TOTAL - TRF	280,669	0.00	280,669	0.00	280,669	0.00	280,669	0.00
GRAND TOTAL	\$280,669	0.00	\$280,669	0.00	\$280,669	0.00	\$280,669	0.00
GENERAL REVENUE	\$0	0.00	\$0	0.00	\$0	0.00	\$0	0.00
FEDERAL FUNDS	\$0	0.00	\$0	0.00	\$0	0.00	\$0	0.00
OTHER FUNDS	\$280,669	0.00	\$280,669	0.00	\$280,669	0.00	\$280,669	0.00

PROGRAM DESCRIPTION	
Department: Economic Development	HB Section(s): 7.150
Program Name: Transfers to Administrative Services Revolving Fund	
Program is found in the following core budget(s): Transfers to Administrative Services Revolving Fund	
<p>1a. What strategic priority does this program address? Operational Support</p> <p>1b. What does this program do? These transfers allow for reimbursement to the Administration Division for providing resources and support to the divisions as part of the cost allocation plan. Administration is comprised of numerous units and support sections including the director's office, general counsel, financial systems, budget, and human resources. No performance measures are included for this program as it is Transfer Out and performance measures can be found in the DED Administration Core.</p> <p>2a. Provide an activity measure(s) for the program. N/A</p> <p>2b. Provide a measure(s) of the program's quality. N/A</p> <p>2c. Provide a measure(s) of the program's impact. N/A</p> <p>2d. Provide a measure(s) of the program's efficiency. N/A</p>	

PROGRAM DESCRIPTION

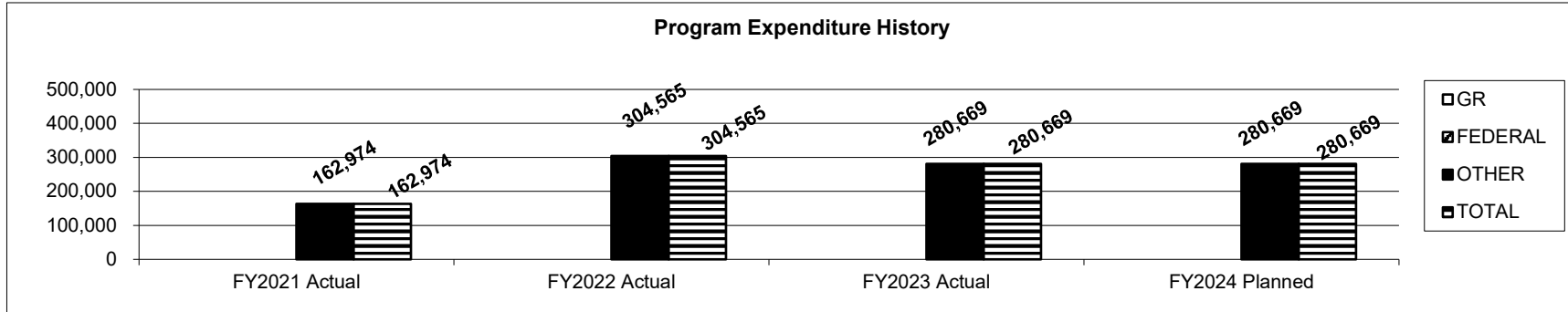
Department: Economic Development

HB Section(s): 7.150

Program Name: Transfers to Administrative Services Revolving Fund

Program is found in the following core budget(s): Transfers to Administrative Services Revolving Fund

3. Provide actual expenditures for the prior three fiscal years and planned expenditures for the current fiscal year. (Note: Amounts do not include fringe benefit costs.)



4. What are the sources of the "Other " funds?

FY2021: Includes Tourism Supplemental Revenue (0274) only.

FY2022: Includes Tourism Supplemental Revenue (0274), Missouri One Start Job Development Fund (0600), and Economic Development Advancement Fund (0783)

FY2023 and FY2024: Includes Tourism Supplemental Revenue (0274) and Economic Development Advancement Fund (0783)

5. What is the authorization for this program, i.e., federal or state statute, etc.? (Include the federal program number, if applicable.)
 620.015, RSMo for DED Administrative Revolving Fund.

6. Are there federal matching requirements? If yes, please explain.
 No.

7. Is this a federally mandated program? If yes, please explain.
 No.

CORE DECISION ITEM

Department Economic Development	Budget Unit 42636C
Division:	
Core: Legal Expense Fund Transfer	HB Section 7.155

1. CORE FINANCIAL SUMMARY

	FY 2025 Budget Request			
	GR	Federal	Other	Total
PS	0	0	0	0
EE	0	0	0	0
PSD	0	0	0	0
TRF	1	0	0	1
Total	1	0	0	1
FTE	0.00	0.00	0.00	0.00

Est. Fringe	0	0	0	0
--------------------	---	---	---	---

Note: Fringes budgeted in House Bill 5 except for certain fringes budgeted directly to MoDOT, Highway Patrol, and Conservation.

	FY 2025 Governor's Recommendation			
	GR	Federal	Other	Total
PS	0	0	0	0
EE	0	0	0	0
PSD	0	0	0	0
TRF	1	0	0	1
Total	1	0	0	1
FTE	0.00	0.00	0.00	0.00

Est. Fringe	0	0	0	0
--------------------	---	---	---	---

Note: Fringes budgeted in House Bill 5 except for certain fringes budgeted directly to MoDOT, Highway Patrol, and Conservation.

Other Funds:

2. CORE DESCRIPTION

In FY2022, the General Assembly appropriated \$1 for transfer from the department's core budget to the State Legal Expense Fund for the payment of claims, premiums, and expenses provided by Section 105.711 through Section 105.726, RSMo. In order to fund such expenses, the General Assembly also authorized three percent flexibility from the department's operating budget into the \$1 transfer appropriation.

3. PROGRAM LISTING (list programs included in this core funding)

N/A

CORE DECISION ITEM

Department Economic Development	Budget Unit 42636C
Division:	
Core: Legal Expense Fund Transfer	HB Section 7.155

4. FINANCIAL HISTORY

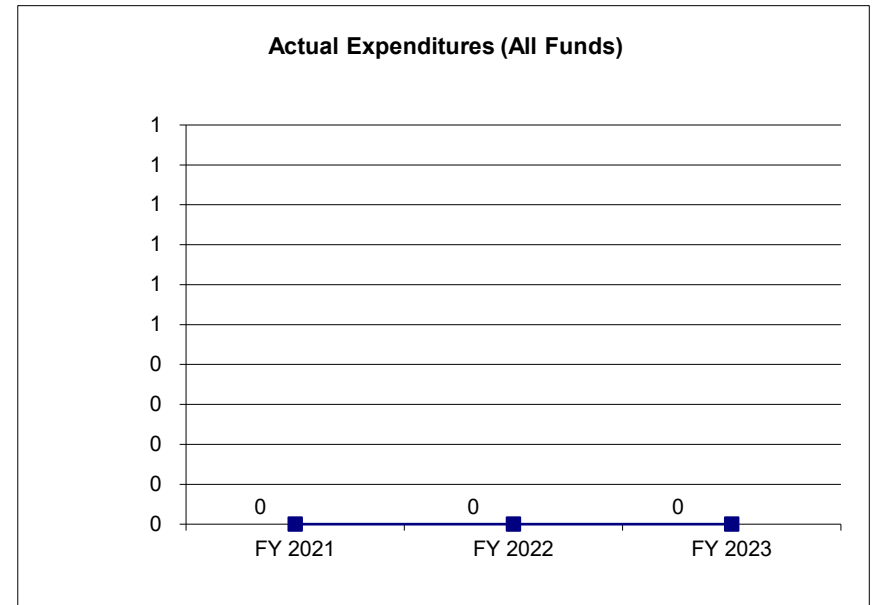
	FY 2021 Actual	FY 2022 Actual	FY 2023 Actual	FY 2024 Current Yr.
Appropriation (All Funds)	1	1	1	1
Less Reverted (All Funds)	0	0	0	0
Less Restricted (All Funds)*	0	0	0	0
Budget Authority (All Funds)	1	1	1	1
Actual Expenditures (All Funds)	0	0	0	N/A
Unexpended (All Funds)	1	1	1	N/A
Unexpended, by Fund:				
General Revenue	1	1	1	N/A
Federal	0	0	0	N/A
Other	0	0	0	N/A

*Current Year restricted amount is as of _____.

Reverted includes the statutory three percent reserve amount (when applicable).

Restricted includes any Governor's expenditure restrictions which remained at the end of the fiscal year (when applicable).

NOTES:



CORE RECONCILIATION DETAIL

**DEPARTMENT OF ECONOMIC DEVELOPMENT
DED LEGAL EXPENSE FUND TRF**

5. CORE RECONCILIATION DETAIL

	Budget Class	FTE	GR	Federal	Other	Total	Explanation
TAFP AFTER VETOES							
	TRF	0.00	1	0	0	1	
	Total	0.00	1	0	0	1	
DEPARTMENT CORE REQUEST							
	TRF	0.00	1	0	0	1	
	Total	0.00	1	0	0	1	
GOVERNOR'S RECOMMENDED CORE							
	TRF	0.00	1	0	0	1	
	Total	0.00	1	0	0	1	

Department of Economic Development

DECISION ITEM SUMMARY

Budget Unit								
Decision Item	FY 2023	FY 2023	FY 2024	FY 2024	FY 2025	FY 2025	FY 2025	FY 2025
Budget Object Summary	ACTUAL	ACTUAL	BUDGET	BUDGET	DEPT REQ	DEPT REQ	GOV REC	GOV REC
Fund	DOLLAR	FTE	DOLLAR	FTE	DOLLAR	FTE	DOLLAR	FTE
DED LEGAL EXPENSE FUND TRF								
CORE								
FUND TRANSFERS								
GENERAL REVENUE	0	0.00	1	0.00	1	0.00	1	0.00
TOTAL - TRF	0	0.00	1	0.00	1	0.00	1	0.00
TOTAL	0	0.00	1	0.00	1	0.00	1	0.00
GRAND TOTAL	\$0	0.00	\$1	0.00	\$1	0.00	\$1	0.00

Department of Economic Development

DECISION ITEM DETAIL

Budget Unit	FY 2023	FY 2023	FY 2024	FY 2024	FY 2025	FY 2025	FY 2025	FY 2025
Decision Item	ACTUAL	ACTUAL	BUDGET	BUDGET	DEPT REQ	DEPT REQ	GOV REC	GOV REC
Budget Object Class	DOLLAR	FTE	DOLLAR	FTE	DOLLAR	FTE	DOLLAR	FTE
DED LEGAL EXPENSE FUND TRF								
CORE								
TRANSFERS OUT	0	0.00	1	0.00	1	0.00	1	0.00
TOTAL - TRF	0	0.00	1	0.00	1	0.00	1	0.00
GRAND TOTAL	\$0	0.00	\$1	0.00	\$1	0.00	\$1	0.00
GENERAL REVENUE	\$0	0.00	\$1	0.00	\$1	0.00	\$1	0.00
FEDERAL FUNDS	\$0	0.00	\$0	0.00	\$0	0.00	\$0	0.00
OTHER FUNDS	\$0	0.00	\$0	0.00	\$0	0.00	\$0	0.00